



PHILADELPHIA EAGLES
2020 MEDIA GUIDE

PRESENTED BY



2020 EAGLES MEDIA GUIDE



REGULAR SEASON SCHEDULE

WEEK 1 SUN • SEP 13 1:00 PM FEDEXFIELD FOX	WEEK 2 SUN • SEP 20 1:00 PM LINCOLN FINANCIAL FIELD FOX	WEEK 3 SUN • SEP 27 1:00 PM LINCOLN FINANCIAL FIELD CBS	WEEK 4 SUN • OCT 4 8:20 PM LEVI'S STADIUM NBC	WEEK 5 SUN • OCT 11 1:00 PM HEINZ FIELD FOX	WEEK 6 SUN • OCT 18 1:00 PM LINCOLN FINANCIAL FIELD CBS	WEEK 7 THU • OCT 22 8:20 PM LINCOLN FINANCIAL FIELD FOX NETWORK	WEEK 8 SUN • NOV 1 8:20 PM LINCOLN FINANCIAL FIELD NBC
WEEK 10 SUN • NOV 15 1:00 PM METLIFE STADIUM FOX	WEEK 11 SUN • NOV 22 1:00 PM FIRSTENERGY STADIUM FOX	WEEK 12 MON • NOV 30 8:15 PM LINCOLN FINANCIAL FIELD ESPN	WEEK 13 SUN • DEC 6 4:25 PM LAMBEAU FIELD CBS	WEEK 14 SUN • DEC 13 4:25 PM LINCOLN FINANCIAL FIELD FOX	WEEK 15 SUN • DEC 20 4:05 PM STATE FARM STADIUM FOX	WEEK 16 SUN • DEC 27 4:25 PM AT&T STADIUM FOX	WEEK 17 SUN • JAN 3 1:00 PM LINCOLN FINANCIAL FIELD FOX

HOME

AWAY

WILD CARD JAN 9-10

DIVISIONAL JAN 16-17

CHAMPIONSHIP JAN 24

PRO BOWL JAN 31

SUPER BOWL LV FEB 7



PHILADELPHIA EAGLES PUBLIC RELATIONS DEPARTMENT

Brett Strohsacker

Director of Public Relations
bstrohsacker@eagles.nfl.com

Anthony Bonagura

Public Relations Manager
abonagura@eagles.nfl.com

John Gonoude

Public Relations Manager
jgonoude@eagles.nfl.com

Alli Waddington

Public Relations Coordinator
awaddington@eagles.nfl.com

An online version of the 2020 Philadelphia Eagles Media Guide is available at media.philadelphiaeagles.com.

ALPHABETICAL ROSTER



#	NAME	POS	HT	WT	DOB	AGE	EXP	COLLEGE	HOMETOWN	HOW ACQ
19	Arcega-Whiteside, J.J.	WR	6-2	225	12/31/96	23	2	Stanford	Roebuck, SC	D2b-19
33d	Arnold, Grayland	DB	5-10	187	9/4/97	22	R	Baylor	Kountze, TX	UDFA-20
58	Avery, Genard	DE	6-0	250	4/26/95	25	3	Memphis	Grenada, MS	T-Cle-19
3	Bailey, Manasseh	WR	5-11	195	6/27/97	23	R	Morgan State	District Heights, MD	UDFA-20
96	Barnett, Derek	DE	6-3	259	6/25/96	24	4	Tennessee	Brentwood, TN	D1-17
54	Bradley, Shaun	LB	6-1	240	4/8/97	23	R	Temple	Mount Holly, NJ	D6a-20
79	Brooks, Brandon	G	6-5	335	8/19/89	30	9	Miami (OH)	Milwaukee, WI	FA-Hou-16
53	Brown, Jatavis	LB	5-11	221	2/18/94	26	5	Akron	Belle Glade, FL	FA-LAC-20
16	Burnett, Deontay	WR	6-0	186	10/4/97	22	2	USC	Gardena, CA	FA-19
30	Clement, Corey	RB	5-10	220	11/2/94	25	4	Wisconsin	Glassboro, NJ	UDFA-17
91	Cox, Fletcher	DT	6-4	310	12/13/90	29	9	Mississippi State	Yazoo City, MS	D1-12
14	Davis, Robert	WR	6-3	210	4/2/95	25	3	Georgia State	Warner Robins, GA	FA-19
77	Dillard, Andre	T	6-5	315	10/3/95	24	2	Washington State	Woodinville, WA	D1-19
32	Douglas, Rasul	CB	6-2	209	8/29/95	24	4	West Virginia	East Orange, NJ	D3-17
63	Driscoll, Jack	T	6-5	312	4/1/97	23	R	Auburn	Madison, CT	D4b-20
57	Edwards, T.J.	LB	6-1	242	8/12/96	23	2	Wisconsin	Lake Villa, IL	UDFA-19
4	Elliott, Jake	K	5-9	167	1/21/95	25	4	Memphis	La Grange, IL	PS-Cin-17
37	Epps, Marcus	S	6-0	191	1/27/96	24	2	Wyoming	Huntington Beach, CA	W-Min-19
86	Ertz, Zach	TE	6-5	250	11/10/90	29	8	Stanford	Danville, CA	D2-13
36	Ford, Rudy	S	6-0	204	11/1/94	25	4	Auburn	New Hope, AL	T-Ari-19
47	Gerry, Nathan	LB	6-2	230	2/23/95	25	4	Nebraska	Sioux Falls, SD	D5b-17
88	Goedert, Dallas	TE	6-5	256	1/3/95	25	3	South Dakota State	Britton, SD	D2-18
61o	Good-Jones, Julian	G	6-5	313	3/2/97	23	R	Iowa State	Cedar Rapids, IA	UDFA-20
55	Graham, Brandon	DE	6-2	265	4/3/88	32	11	Michigan	Detroit, MI	D1-10
74d	Hall, Daeshon	DE	6-5	265	6/14/95	25	4	Texas A&M	Lancaster, TX	PS-Hou-18
93	Hargrave, Javon	DT	6-2	305	2/7/93	27	5	South Carolina State	Salisbury, NC	FA-Pit-20
90	Hector, Bruce	DT	6-2	296	10/7/94	25	2	South Florida	Tampa, FL	FA-19
67	Herbig, Nate	C/G	6-4	334	7/10/98	22	2	Stanford	Honolulu, HI	UDFA-19
82	Hightower, John	WR	6-2	190	5/31/96	24	R	Boise State	Upper Marlboro, MD	D5-20
33o	Holyfield, Elijah	RB	5-10	215	11/30/97	22	1	Georgia	College Park, GA	PS-Car-19
2	Hurts, Jalen	QB	6-1	223	8/7/98	22	R	Oklahoma	Channelview, TX	D2-20
10	Jackson, DeSean	WR	5-10	175	12/1/86	33	13	California	Long Beach, CA	T-TB-19
97	Jackson, Malik	DT	6-5	290	1/11/90	30	9	Tennessee	Van Nuys, CA	FA-19
46d	Jacquet, Michael	DB	6-1	203	1/29/97	23	R	Louisiana	Beaumont, TX	UDFA-20
39	James, Craig	CB	5-10	195	4/29/96	24	2	Southern Illinois	Edwardsville, IL	FA-19
17	Jeffery, Alshon	WR	6-3	218	2/14/90	30	9	South Carolina	St. Matthews, SC	FA-Chi-17
65	Johnson, Lane	T	6-6	317	5/8/90	30	8	Oklahoma	Groveton, TX	D1-13
1	Johnston, Cameron	P	5-11	194	2/24/92	28	3	Ohio State	Geelong, Australia	FA-18
22	Jones, Sidney	CB	6-0	181	5/21/96	24	3	Washington	Diamond Bar, CA	D2-17
74o	Juriga, Luke	C	6-4	301	6/7/97	23	R	Western Michigan	Aurora, IL	UDFA-20
62	Kelce, Jason	C	6-3	295	11/5/87	32	10	Cincinnati	Cleveland, OH	D6a-11
46o	Killins, Adrian	RB	5-8	177	1/2/98	22	R	Central Florida	Daytona Beach, FL	UDFA-20
8	Lauletta, Kyle	QB	6-2	219	3/17/95	25	2	Richmond	Coatesville, PA	FA-19
34	LeBlanc, Cre'Von	CB	5-10	190	7/25/94	26	5	Florida Atlantic	Belle Glade, FL	W-Det-18
64	Leo, Matt	DL	6-7	280	5/8/92	28	R	Iowa State	Adelaide, Australia	FA-20
45	Lovato, Rick	LS	6-2	249	9/9/92	27	4	Old Dominion	Middletown, NJ	FA-16
29	Maddox, Avonte	CB	5-9	184	3/31/96	24	3	Pittsburgh	Detroit, MI	D4a-18
68	Mailata, Jordan	T	6-8	346	3/31/97	23	3	---	Sydney, Australia	D7-18
23	McLeod, Rodney	S	5-10	195	6/23/90	30	9	Virginia	Hyattsville, MD	FA-LAR-16
51	Miller, Shareef	DE	6-4	254	3/14/97	23	2	Penn State	Philadelphia, PA	D4-19
21	Mills, Jalen	DB	6-0	191	4/6/94	26	5	LSU	DeSoto, TX	D7a-16
59	Olson, Dante	LB	6-3	237	1/6/97	23	R	Montana	Medford, OR	UDFA-20
78	Opetia, Sua	G	6-4	305	8/15/96	23	1	Weber State	Stansbury Park, UT	UDFA-19
95	Ostman, Joe	DE	6-3	259	7/12/95	25	2	Central Michigan	St. Ignace, MI	UDFA-18
28	Parks, Will	S	6-1	194	7/29/94	26	5	Arizona	Philadelphia, PA	FA-Den-20
81	Perkins, Joshua	TE	6-3	223	8/5/93	27	3	Washington	Cerritos, CA	FA-18
71	Peters, Jason	G	6-4	328	1/22/82	38	17	Arkansas	Queen City, TX	T-Buf-09
69	Pryor, Matt	G/T	6-7	332	12/16/94	25	3	TCU	Lakewood, CA	D6-18
18	Reagor, Jalen	WR	5-11	197	1/2/99	21	R	TCU	Waxahachie, TX	D1-20
98	Ridgeway, Hassan	DT	6-3	305	11/2/94	25	5	Texas	Mansfield, TX	T-Ind-19
50	Riley, Duke	LB	6-1	218	8/9/94	26	4	LSU	River Ridge, LA	T-Atl-19
48	Riley, Elijah	DB	5-11	214	6/12/98	22	R	Army	Selden, NY	UDFA-20
31	Robey-Coleman, Nickell	CB	5-8	180	1/17/92	28	8	USC	Frostproof, FL	FA-LAR-20
66	Rush, Anthony	DT	6-5	350	9/1/96	23	2	UAB	Cary, NC	PS-Oak-19
26	Sanders, Miles	RB	5-11	211	5/1/97	23	2	Penn State	Pittsburgh, PA	D2a-19
35	Scott, Boston	RB	5-6	203	4/27/95	25	2	Louisiana Tech	Zachary, LA	PS-NO-18
73	Seumalo, Isaac	OL	6-4	303	10/29/93	26	5	Oregon State	Corvallis, OR	D3-16
49	Singleton, Alex	LB	6-2	240	12/7/93	26	2	Montana State	Thousand Oaks, CA	FA-19
24	Slay, Darius	CB	6-0	190	1/1/91	29	8	Mississippi State	Brunswick, GA	T-Det-20
41	Smith, Prince	DB	5-10	191	11/28/97	22	R	New Hampshire	Philadelphia, PA	UDFA-20
7	Sudfeld, Nate	QB	6-6	227	10/7/93	26	5	Indiana	Modesto, CA	FA-17
94	Sweet, Josh	DE	6-5	251	3/29/97	23	3	Florida State	Chesapeake, VA	D4b-18
52	Taylor, Davion	LB	6-1	230	8/5/98	22	R	Colorado	Magnolia, MS	D3-20
85	Togiai, Noah	TE	6-4	247	7/6/97	23	R	Oregon State	West Valley City, UT	UDFA-20
56	Toohill, Casey	DE	6-5	254	8/22/96	23	R	Stanford	San Diego, CA	D7-20
76	Tucker, Casey	T	6-6	315	9/26/95	24	1	Arizona State	Chandler, AZ	W-Det-20
42	Wallace, K'Von	S	5-11	205	7/25/97	23	R	Clemson	Highland Springs, VA	D4a-20
72	Wanogho, Prince Tega	T	6-5	309	11/22/97	22	R	Auburn	Elmore, AL	D6c-20
84	Ward, Greg	WR	5-11	190	7/12/95	25	2	Houston	Tyler, TX	FA-19
38	Warren, Michael	RB	5-9	218	11/12/98	21	R	Cincinnati	Toledo, OH	UDFA-20
80	Watkins, Quez	WR	6-0	193	6/9/99	21	R	Southern Mississippi	Athens, AL	D6b-20
11	Wentz, Carson	QB	6-5	237	12/30/92	27	5	North Dakota State	Bismarck, ND	D1-16
61d	Williams, Raequan	DT	6-4	305	2/14/97	23	R	Michigan State	Chicago, IL	UDFA-20

NUMERICAL ROSTER



#	NAME	POS	HT	WT	DOB	AGE	EXP	COLLEGE	HOMETOWN	HOW ACQ
1	Cameron Johnston	P	5-11	194	2/24/92	28	3	Ohio State	Geelong, Australia	FA-18
2	Jalen Hurts	QB	6-1	223	8/7/98	22	R	Oklahoma	Channelview, TX	D2-20
3	Manasseh Bailey	WR	5-11	195	6/27/97	23	R	Morgan State	District Heights, MD	UDFA-20
4	Jake Elliott	K	5-9	167	1/21/95	25	4	Memphis	La Grange, IL	PS-Cin-17
7	Nate Sudfeld	QB	6-6	227	10/7/93	26	5	Indiana	Modesto, CA	FA-17
8	Kyle Lauletta	QB	6-2	219	3/17/95	25	2	Richmond	Coatesville, PA	FA-19
10	DeSean Jackson	WR	5-10	175	12/1/86	33	13	California	Long Beach, CA	T-TB-19
11	Carson Wentz	QB	6-5	237	12/30/92	27	5	North Dakota State	Bismarck, ND	D1-16
14	Robert Davis	WR	6-3	210	4/2/95	25	3	Georgia State	Warner Robins, GA	FA-19
16	Deontay Burnett	WR	6-0	186	10/4/97	22	2	USC	San Mateo, CA	FA-19
17	Alshon Jeffery	WR	6-3	218	2/14/90	30	9	South Carolina	St. Matthews, SC	FA-Chi-17
18	Jalen Reagor	WR	5-11	197	1/2/99	21	R	TCU	Waxahachie, TX	D1-20
19	J.J. Arcega-Whiteside	WR	6-2	225	12/31/96	23	2	Stanford	Roebuck, SC	D2b-19
21	Jalen Mills	DB	6-0	191	4/6/94	26	5	LSU	DeSoto, TX	D7a-16
22	Sidney Jones	CB	6-0	181	5/21/96	24	3	Washington	Diamond Bar, CA	D2-17
23	Rodney McLeod	S	5-10	195	6/23/90	30	9	Virginia	Hyattsville, MD	FA-LAR-16
24	Darius Slay	CB	6-0	190	1/1/91	29	8	Mississippi State	Brunswick, GA	T-Det-20
26	Miles Sanders	RB	5-11	211	5/1/97	23	2	Penn State	Pittsburgh, PA	D2a-19
28	Will Parks	S	6-1	194	7/29/94	26	5	Arizona	Philadelphia, PA	FA-Den-20
29	Avonte Maddox	CB	5-9	184	3/31/96	24	3	Pittsburgh	Detroit, MI	D4a-18
30	Corey Clement	RB	5-10	220	11/2/94	25	4	Wisconsin	Glassboro, NJ	UDFA-17
31	Nickell Robey-Coleman	CB	5-8	180	1/17/92	28	8	USC	Frostproof, FL	FA-LAR-20
32	Rasul Douglas	CB	6-2	209	8/29/95	24	4	West Virginia	East Orange, NJ	D3-17
33d	Grayland Arnold	DB	5-10	187	9/4/97	22	R	Baylor	Kountze, TX	UDFA-20
33o	Elijah Holyfield	RB	5-10	215	11/30/97	22	1	Georgia	College Park, GA	PS-Car-19
34	Cre'Von LeBlanc	CB	5-10	190	7/25/94	26	5	Florida Atlantic	Belle Glade, FL	W-Det-18
35	Boston Scott	RB	5-6	203	4/27/95	25	2	Louisiana Tech	Zachary, LA	PS-NO-18
36	Rudy Ford	S	6-0	204	11/1/94	25	4	Auburn	New Hope, AL	T-Ari-19
37	Marcus Epps	S	6-0	191	1/27/96	24	2	Wyoming	Huntington Beach, CA	W-Min-19
38	Michael Warren	RB	5-9	218	11/12/98	21	R	Cincinnati	Toledo, OH	UDFA-20
39	Craig James	CB	5-10	195	4/29/96	24	2	Southern Illinois	Edwardsville, IL	FA-19
41	Prince Smith	DB	5-10	191	11/28/97	22	R	New Hampshire	Philadelphia, PA	UDFA-20
42	K'Von Wallace	S	5-11	205	7/25/97	23	R	Clemson	Highland Springs, VA	D4a-20
45	Rick Lovato	LS	6-2	249	9/9/92	27	4	Old Dominion	Middletown, NJ	FA-16
46d	Michael Jacquet	DB	6-1	203	1/29/97	23	R	Louisiana	Beaumont, TX	UDFA-20
46o	Adrian Killins	RB	5-8	177	1/2/98	22	R	Central Florida	Daytona Beach, FL	UDFA-20
47	Nathan Gerry	LB	6-2	230	2/23/95	25	4	Nebraska	Sioux Falls, SD	D5b-17
48	Elijah Riley	DB	5-11	214	6/12/98	22	R	Army	Selden, NY	UDFA-20
49	Alex Singleton	LB	6-2	240	12/7/93	26	2	Montana State	Thousand Oaks, CA	FA-19
50	Duke Riley	LB	6-1	218	8/9/94	26	4	LSU	River Ridge, LA	T-Atl-19
51	Shareef Miller	DE	6-4	254	3/14/97	23	2	Penn State	Philadelphia, PA	D4-19
52	Davion Taylor	LB	6-1	230	8/5/98	22	R	Colorado	Magnolia, MS	D3-20
53	Jatavis Brown	LB	5-11	221	2/18/94	26	5	Akron	Belle Glade, FL	FA-LAC-20
54	Shaun Bradley	LB	6-1	240	4/8/97	23	R	Temple	Mount Holly, NJ	D6a-20
55	Brandon Graham	DE	6-2	265	4/3/88	32	11	Michigan	Detroit, MI	D1-10
56	Casey Toohill	DE	6-5	254	8/22/96	23	R	Stanford	San Diego, CA	D7-20
57	T.J. Edwards	LB	6-1	242	8/12/96	23	2	Wisconsin	Lake Villa, IL	UDFA-19
58	Genard Avery	DE	6-0	250	4/26/95	25	3	Memphis	Grenada, MS	T-Cle-19
59	Dante Olson	LB	6-3	237	1/6/97	23	R	Montana	Medford, OR	UDFA-20
61o	Julian Good-Jones	G	6-5	313	3/2/97	23	R	Iowa State	Cedar Rapids, IA	UDFA-20
61d	Raequan Williams	DT	6-4	305	2/14/97	23	R	Michigan State	Chicago, IL	UDFA-20
62	Jason Kelce	C	6-3	295	11/5/87	32	10	Cincinnati	Cleveland, OH	D6a-11
63	Jack Driscoll	T	6-5	312	4/1/97	23	R	Auburn	Madison, CT	D4b-20
64	Matt Leo	DL	6-7	280	5/8/92	28	R	Iowa State	Adelaide, Australia	FA-20
65	Lane Johnson	T	6-6	317	5/8/90	30	8	Oklahoma	Groveton, TX	D1-13
66	Anthony Rush	DT	6-5	350	9/1/96	23	2	UAB	Cary, NC	PS-Oak-19
67	Nate Herbig	C/G	6-4	334	7/10/98	22	2	Stanford	Honolulu, HI	UDFA-19
68	Jordan Mailata	T	6-8	346	3/31/97	23	3	---	Sydney, Australia	D7-18
69	Matt Pryor	G/T	6-7	332	12/16/94	25	3	TCU	Lakewood, CA	D6-18
71	Jason Peters	G	6-4	328	1/22/82	38	17	Arkansas	Queen City, TX	T-Buf-09
72	Prince Tega Wanogho	T	6-5	309	11/22/97	22	R	Auburn	Elmore, AL	D6c-20
73	Isaac Seumalo	OL	6-4	303	10/29/93	26	5	Oregon State	Corvallis, OR	D3-16
74d	Daeshon Hall	DE	6-5	265	6/14/95	25	4	Texas A&M	Lancaster, TX	PS-Hou-18
74o	Luke Jurgis	C	6-4	301	6/7/97	23	R	Western Michigan	Aurora, IL	UDFA-20
76	Casey Tucker	T	6-6	315	9/26/95	24	1	Arizona State	Chandler, AZ	W-Det-20
77	Andre Dillard	T	6-5	315	10/3/95	24	2	Washington State	Woodinville, WA	D1-19
78	Sua Opeti	G	6-4	305	8/15/96	23	1	Weber State	Stansbury Park, UT	UDFA-19
79	Brandon Brooks	G	6-5	335	8/19/89	30	9	Miami (OH)	Milwaukee, WI	FA-Hou-16
80	Quez Watkins	WR	6-0	193	6/9/99	21	R	Southern Mississippi	Athens, AL	D6b-20
81	Joshua Perkins	TE	6-3	223	8/5/93	27	3	Washington	Cerritos, CA	FA-18
82	John Hightower	WR	6-2	190	5/31/96	24	R	Boise State	Upper Marlboro, MD	D5-20
84	Greg Ward	WR	5-11	190	7/12/95	25	2	Houston	Tyler, TX	FA-19
85	Noah Togiai	TE	6-4	247	7/6/97	23	R	Oregon State	West Valley City, UT	UDFA-20
86	Zach Ertz	TE	6-5	250	11/10/90	29	8	Stanford	Danville, CA	D2-13
88	Dallas Goedert	TE	6-5	256	1/3/95	25	3	South Dakota State	Britton, SD	D2-18
90	Bruce Hector	DT	6-2	296	10/7/94	25	2	South Florida	Tampa, FL	FA-19
91	Fletcher Cox	DT	6-4	310	12/13/90	29	9	Mississippi State	Yazoo City, MS	D1-12
93	Javon Hargrave	DT	6-2	305	2/7/93	27	5	South Carolina State	Salisbury, NC	FA-Pit-20
94	Josh Sweat	DE	6-5	251	3/29/97	23	3	Florida State	Chesapeake, VA	D4b-18
95	Joe Ostman	DE	6-3	259	7/12/95	25	2	Central Michigan	St. Ignace, MI	UDFA-18
96	Derek Barnett	DE	6-3	259	6/25/96	24	4	Tennessee	Brentwood, TN	D1-17
97	Malik Jackson	DT	6-5	290	1/11/90	30	9	Tennessee	Van Nuys, CA	FA-19
98	Hassan Ridgeway	DT	6-3	305	11/2/94	25	5	Texas	Mansfield, TX	T-Ind-19

POSITIONAL ROSTER



	#	NAME	POS	HT	WT	DOB	AGE	EXP	COLLEGE	HOMETOWN	HOW ACQ
QB	2	Jalen Hurts	QB	6-1	223	8/7/98	22	R	Oklahoma	Channelview, TX	D2-20
	7	Nate Sudfeld	QB	6-6	227	10/7/93	26	5	Indiana	Modesto, CA	FA-17
	8	Kyle Lauletta	QB	6-2	219	3/17/95	25	2	Richmond	Coatesville, PA	FA-19
	11	Carson Wentz	QB	6-5	237	12/30/92	27	5	North Dakota State	Bismarck, ND	D1-16
RB	26	Miles Sanders	RB	5-11	211	5/1/97	23	2	Penn State	Pittsburgh, PA	D2a-19
	30	Corey Clement	RB	5-10	220	11/2/94	25	4	Wisconsin	Glassboro, NJ	UDFA-17
	33	Elijah Holyfield	RB	5-10	215	11/30/97	22	1	Georgia	College Park, GA	PS-Car-19
	35	Boston Scott	RB	5-6	203	4/27/95	25	2	Louisiana Tech	Zachary, LA	PS-NO-18
	38	Michael Warren	RB	5-9	218	11/12/98	21	R	Cincinnati	Toledo, OH	UDFA-20
	46	Adrian Killins	RB	5-8	177	1/2/98	22	R	Central Florida	Daytona Beach, FL	UDFA-20
WR	3	Manasseh Bailey	WR	5-11	195	6/27/97	23	R	Morgan State	District Heights, MD	UDFA-20
	10	DeSean Jackson	WR	5-10	175	12/1/86	33	13	California	Long Beach, CA	T-TB-19
	14	Robert Davis	WR	6-3	210	4/2/95	25	3	Georgia State	Warner Robins, GA	FA-19
	16	Deontay Burnett	WR	6-0	186	10/4/97	22	2	USC	San Mateo, CA	FA-19
	17	Alshon Jeffery	WR	6-3	218	2/14/90	30	9	South Carolina	St. Matthews, SC	FA-Chi-17
	18	Jalen Reagor	WR	5-11	197	1/2/99	21	R	TCU	Waxahachie, TX	D1-20
	19	J.J. Arcega-Whiteside	WR	6-2	225	12/31/96	23	2	Stanford	Roebuck, SC	D2b-19
	80	Quez Watkins	WR	6-0	193	6/9/99	21	R	Southern Mississippi	Athens, AL	D6b-20
TE	82	John Hightower	WR	6-2	190	5/31/96	24	R	Boise State	Upper Marlboro, MD	D5-20
	84	Greg Ward	WR	5-11	190	7/12/95	25	2	Houston	Tyler, TX	FA-19
	81	Joshua Perkins	TE	6-3	223	8/5/93	27	3	Washington	Cerritos, CA	FA-18
	85	Noah Togiai	TE	6-4	247	7/6/97	23	R	Oregon State	West Valley City, UT	UDFA-20
OFFENSIVE LINE	86	Zach Ertz	TE	6-5	250	11/10/90	29	8	Stanford	Danville, CA	D2-13
	88	Dallas Goedert	TE	6-5	256	1/3/95	25	3	South Dakota State	Britton, SD	D2-18
	61	Julian Good-Jones	G	6-5	313	3/2/97	23	R	Iowa State	Cedar Rapids, IA	UDFA-20
	62	Jason Kelce	C	6-3	295	11/5/87	32	10	Cincinnati	Cleveland, OH	D6a-11
	63	Jack Driscoll	T	6-5	312	4/1/97	23	R	Auburn	Madison, CT	D4b-20
	65	Lane Johnson	T	6-6	317	5/8/90	30	8	Oklahoma	Groveton, TX	D1-13
	67	Nate Herbig	C/G	6-4	334	7/10/98	22	2	Stanford	Honolulu, HI	UDFA-19
	68	Jordan Mailata	T	6-8	346	3/31/97	23	3	---	Sydney, Australia	D7-18
	69	Matt Pryor	G/T	6-7	332	12/16/94	25	3	TCU	Lakewood, CA	D6-18
	71	Jason Peters	G	6-4	328	1/22/82	38	17	Arkansas	Queen City, TX	T-Buf-09
	72	Prince Tega Wanogho	T	6-5	309	11/22/97	22	R	Auburn	Elmore, AL	D6c-20
	73	Isaac Seumalo	OL	6-4	303	10/29/93	26	5	Oregon State	Corvallis, OR	D3-16
DEFENSIVE LINE	74	Luke Juriga	C	6-4	301	6/7/97	23	R	Western Michigan	Aurora, IL	UDFA-20
	76	Casey Tucker	T	6-6	315	9/26/95	24	1	Arizona State	Chandler, AZ	W-Det-20
	77	Andre Dillard	T	6-5	315	10/3/95	24	2	Washington State	Woodinville, WA	D1-19
	78	Sua Opetia	G	6-4	305	8/15/96	23	1	Weber State	Stansbury Park, UT	UDFA-19
	79	Brandon Brooks	G	6-5	335	8/19/89	30	9	Miami (OH)	Milwaukee, WI	FA-Hou-16
	51	Shareef Miller	DE	6-4	254	3/14/97	23	2	Penn State	Philadelphia, PA	D4-19
	55	Brandon Graham	DE	6-2	265	4/3/88	32	11	Michigan	Detroit, MI	D1-10
	56	Casey Toohill	DE	6-5	254	8/22/96	23	R	Stanford	San Diego, CA	D7-20
	58	Genard Avery	DE	6-0	250	4/26/95	25	3	Memphis	Grenada, MS	T-Cle-19
	61	Raequan Williams	DT	6-4	305	2/14/97	23	R	Michigan State	Chicago, IL	UDFA-20
	64	Matt Leo	DL	6-7	280	5/8/92	28	R	Iowa State	Adelaide, Australia	FA-20
	66	Anthony Rush	DT	6-5	350	9/1/96	23	2	UAB	Cary, NC	PS-Oak-19
LB	74	Daeshon Hall	DE	6-5	265	6/14/95	25	4	Texas A&M	Lancaster, TX	PS-Hou-18
	90	Bruce Hector	DT	6-2	296	10/7/94	25	2	South Florida	Tampa, FL	FA-19
	91	Fletcher Cox	DT	6-4	310	12/13/90	29	9	Mississippi State	Yazoo City, MS	D1-12
	93	Javon Hargrave	DT	6-2	305	2/7/93	27	5	South Carolina State	Salisbury, NC	FA-Pit-20
	94	Josh Sweat	DE	6-5	251	3/29/97	23	3	Florida State	Chesapeake, VA	D4b-18
	95	Joe Ostman	DE	6-3	259	7/12/95	25	2	Central Michigan	St. Ignace, MI	UDFA-18
	96	Derek Barnett	DE	6-3	259	6/25/96	24	4	Tennessee	Brentwood, TN	D1-17
	97	Malik Jackson	DT	6-5	290	1/11/90	30	9	Tennessee	Van Nuys, CA	FA-19
	98	Hassan Ridgeway	DT	6-3	305	11/2/94	25	5	Texas	Mansfield, TX	T-Ind-19
	47	Nathan Gerry	LB	6-2	230	2/23/95	25	4	Nebraska	Sioux Falls, SD	D5b-17
	49	Alex Singleton	LB	6-2	240	12/7/93	26	2	Montana State	Thousand Oaks, CA	FA-19
	50	Duke Riley	LB	6-1	218	8/9/94	26	4	LSU	Buras, LA	T-Atl-19
DEFENSIVE BACKS	52	Davion Taylor	LB	6-1	230	8/5/98	22	R	Colorado	Magnolia, MS	D3-20
	53	Jatavis Brown	LB	5-11	221	2/18/94	26	5	Akron	Belle Glade, FL	FA-LAC-20
	54	Shaun Bradley	LB	6-1	240	4/8/97	23	R	Temple	Mount Holly, NJ	D6a-20
	57	T.J. Edwards	LB	6-1	242	8/12/96	23	2	Wisconsin	Lake Villa, IL	UDFA-19
	59	Dante Olson	LB	6-3	237	1/6/97	23	R	Montana	Medford, OR	UDFA-20
	21	Jalen Mills	DB	6-0	191	4/6/94	26	5	LSU	DeSoto, TX	D7a-16
	22	Sidney Jones	CB	6-0	181	5/21/96	24	3	Washington	Diamond Bar, CA	D2-17
	23	Rodney McLeod	S	5-10	195	6/23/90	30	9	Virginia	Hyattsville, MD	FA-LAR-16
	24	Darius Slay	CB	6-0	190	1/1/91	29	8	Mississippi State	Brunswick, GA	T-Det-20
	28	Will Parks	S	6-1	194	7/29/94	26	5	Arizona	Philadelphia, PA	FA-Den-20
	29	Avonte Maddox	CB	5-9	184	3/31/96	24	3	Pittsburgh	Detroit, MI	D4a-18
	ST	31	Nickell Robey-Coleman	CB	5-8	180	1/17/92	28	8	USC	Frostproof, FL
32		Rasul Douglas	CB	6-2	209	8/29/95	24	4	West Virginia	East Orange, NJ	D3-17
33		Grayland Arnold	DB	5-10	187	9/4/97	22	R	Baylor	Kountze, TX	UDFA-20
34		Cre'Von LeBlanc	CB	5-10	190	7/25/94	26	5	Florida Atlantic	Belle Glade, FL	W-Det-18
36		Rudy Ford	S	6-0	204	11/1/94	25	4	Auburn	New Hope, AL	T-Ari-19
37		Marcus Epps	S	6-0	191	1/27/96	24	2	Wyoming	Huntington Beach, CA	W-Min-19
39		Craig James	CB	5-10	195	4/29/96	24	2	Southern Illinois	Edwardsville, IL	FA-19
41		Prince Smith	DB	5-10	191	11/28/97	22	R	New Hampshire	Philadelphia, PA	UDFA-20
42		K'Von Wallace	S	5-11	205	7/25/97	23	R	Clemson	Highland Springs, VA	D4a-20
46		Michael Jacquet	DB	6-1	203	1/29/97	23	R	Louisiana	Beaumont, TX	UDFA-20
48		Elijah Riley	DB	5-11	214	6/12/98	22	R	Army	Selden, NY	UDFA-20
1		Cameron Johnston	P	5-11	194	2/24/92	28	3	Ohio State	Geelong, Australia	FA-18
4	Jake Elliott	K	5-9	167	1/21/95	25	4	Memphis	La Grange, IL	PS-Cin-17	
45	Rick Lovato	LS	6-2	249	9/9/92	27	4	Old Dominion	Middletown, NJ	FA-16	

ROSTER BREAKDOWN



HOW ACQUIRED		
Year	Player	Acq
2009	Jason Peters	T-Buf
2010	Brandon Graham	D1
2011	Jason Kelce	D6a
2012	Fletcher Cox	D1
2013	Lane Johnson	D1
	Zach Ertz	D2
2016	Carson Wentz	D1
	Isaac Seumalo	D3
	Jalen Mills	D7a
	Brandon Brooks	FA-Hou
	Rodney McLeod	FA-LAR
	Rick Lovato	FA
2017	Derek Barnett	D1
	Sidney Jones	D2
	Rasul Douglas	D3
	Nathan Gerry	D5b
	Alshon Jeffery	FA-Chi
	Nate Sudfeld	FA
	Corey Clement	UDFA
	Jake Elliott	PS-Cin
2018	Dallas Goedert	D2
	Avonte Maddox	D4a
	Josh Sweat	D4b
	Matt Pryor	D6
	Jordan Mailata	D7
	Cameron Johnston	FA
	Joshua Perkins	FA
	Joe Ostman	UDFA
	Cre'Von LeBlanc	W-Det
	Daeshon Hall	PS-Hou
2019	Boston Scott	PS-NO
	Andre Dillard	D1
	Miles Sanders	D2a
	J.J. Arcega-Whiteside	D2b
	Shareef Miller	D4
	Deontay Burnett	FA
	Robert Davis	FA
	Bruce Hector	FA
	Malik Jackson	FA
	Craig James	FA
	Kyle Lauletta	FA
	Alex Singleton	FA
	Greg Ward	FA
	T.J. Edwards	UDFA
	Nate Herbig	UDFA
	Sua Opet	UDFA
	Genard Avery	T-Cle
	Rudy Ford	T-Ari
	DeSean Jackson	T-TB
	Hassan Ridgeway	T-Ind
	Duke Riley	T-Atl
	Marcus Epps	W-Min
	Elijah Holyfield	PS-Car
	Anthony Rush	PS-Oak
2020	Jalen Reagor	D1
	Jalen Hurts	D2
	Davion Taylor	D3
	K'Von Wallace	D4a
	Jack Driscoll	D4b
	John Hightower	D5
	Shaun Bradley	D6a
	Quez Watkins	D6b
	Prince Tega Wanogho	D6c
	Casey Toohill	D7
	Jatavis Brown	FA-LAC
	Javon Hargrave	FA-Pit
	Will Parks	FA-Den
	Nickell Robey-Coleman	FA-LAR
	Matt Leo	FA
	Grayland Arnold	UDFA
	Manasseh Bailey	UDFA
	Julian Good-Jones	UDFA
	Michael Jacquet	UDFA
	Luke Juriga	UDFA
	Adrian Killins	UDFA
	Dante Olson	UDFA
	Elijah Riley	UDFA
	Prince Smith	UDFA
	Noah Togiai	UDFA
	Michael Warren	UDFA
	Raequan Williams	UDFA
	Darius Slay	T-Det
	Casey Tucker	W-Det

BY DRAFT ROUND				
Rd	Player	Team	Year	
1st	Brandon Graham	Phi	2010	
	Fletcher Cox	Phi	2012	
	Lane Johnson	Phi	2013	
	Carson Wentz	Phi	2016	
	Derek Barnett	Phi	2017	
	Andre Dillard	Phi	2019	
	Jalen Reagor	Phi	2020	
2nd	DeSean Jackson	Phi	2008	
	Alshon Jeffery	Chi	2012	
	Zach Ertz	Phi	2013	
	Darius Slay	Det	2013	
	Sidney Jones	Phi	2017	
	Dallas Goedert	Phi	2018	
	J.J. Arcega-Whiteside	Phi	2019	
	Miles Sanders	Phi	2019	
	Jalen Hurts	Phi	2020	
3rd	Brandon Brooks	Hou	2012	
	Javon Hargrave	Pit	2016	
	Isaac Seumalo	Phi	2016	
	Rasul Douglas	Phi	2017	
	Daeshon Hall	Car	2017	
	Duke Riley	Atl	2017	
	Davion Taylor	Phi	2020	
4th	Hassan Ridgeway	Ind	2016	
	Kyle Lauletta	NYG	2018	
	Avonte Maddox	Phi	2018	
	Josh Sweat	Phi	2018	
	Shareef Miller	Phi	2019	
	Jack Driscoll	Phi	2020	
	K'Von Wallace	Phi	2020	
5th	Malik Jackson	Den	2012	
	Jatavis Brown	SD	2016	
	Jake Elliott	Cin	2017	
	Nathan Gerry	Phi	2017	
	Genard Avery	Cle	2018	
	John Hightower	Phi	2020	
6th	Jason Kelce	Phi	2011	
	Will Parks	Den	2016	
	Nate Sudfeld	Was	2016	
	Robert Davis	Was	2017	
	Rudy Ford	Ari	2017	
	Matt Pryor	Phi	2018	
	Nate Scott	NO	2018	
	Marcus Epps	Min	2019	
	Shaun Bradley	Phi	2020	
	Prince Tega Wanogho	Phi	2020	
	Quez Watkins	Phi	2020	
7th	Jalen Mills	Phi	2016	
	Jordan Mailata	Phi	2018	
	Casey Toohill	Phi	2020	
FA	Jason Peters	Buf	2004	
	Rodney McLeod	StL	2012	
	Nickell Robey-Coleman	Buf	2013	
	Rick Lovato	Chi	2015	
	Alex Singleton	Sea	2015	
	Cre'Von LeBlanc	NE	2016	
	Joshua Perkins	Atl	2016	
	Corey Clement	Phi	2017	
	Cameron Johnston	Phi	2017	
	Greg Ward	Phi	2017	
	Deontay Burnett	Ten	2018	
	Bruce Hector	Phi	2018	
	Craig James	Min	2018	
	Joe Ostman	Phi	2018	
	T.J. Edwards	Phi	2019	
	Nate Herbig	Phi	2019	
	Elijah Holyfield	Car	2019	
	Sua Opet	Phi	2019	
	Anthony Rush	Phi	2019	
	Casey Tucker	Phi	2019	
	Grayland Arnold	Phi	2020	
	Manasseh Bailey	Phi	2020	
	Julian Good-Jones	Phi	2020	
	Michael Jacquet	Phi	2020	
	Luke Juriga	Phi	2020	
	Adrian Killins	Phi	2020	
	Matt Leo	Phi	2020	
	Dante Olson	Phi	2020	
	Elijah Riley	Phi	2020	
	Prince Smith	Phi	2020	
	Noah Togiai	Phi	2020	
	Michael Warren	Phi	2020	
	Raequan Williams	Phi	2020	

BY EXPERIENCE			
Player	Exp	G/S	w/Phi
Jason Peters	17	205/195	140/140
DeSean Jackson	13	155/149	90/89
Brandon Graham	11	143/86	
Jason Kelce	10	126/126	
Brandon Brooks	9	112/106	62/62
Fletcher Cox	9	125/119	
Malik Jackson	9	111/67	1/1
Alshon Jeffery	9	102/94	39/39
Rodney McLeod	9	113/97	49/49
Zach Ertz	8	106/71	
Lane Johnson	8	93/93	
Nickell Robey-Coleman	8	111/23	0/0
Darius Slay	8	103/94	0/0
Jatavis Brown	5	56/23	0/0
Javon Hargrave	5	63/52	0/0
Cre'Von LeBlanc	5	43/15	12/5
Jalen Mills	5	48/34	
Will Parks	5	62/15	0/0
Hassan Ridgeway	5	41/11	7/5
Isaac Seumalo	5	52/31	
Nate Sudfeld	5	3/0	
Carson Wentz	5	56/56	
Derek Barnett	4	35/20	
Corey Clement	4	31/0	
Rasul Douglas	4	46/18	
Jake Elliott	4	47/0	
Rudy Ford	4	33/1	10/0
Nathan Gerry	4	39/15	
Daeshon Hall	4	13/0	12/0
Rick Lovato	4	55/0	51/0
Duke Riley	4	44/16	12/0
Genard Avery	3	26/5	8/0
Robert Davis	3	7/3	3/2
Dallas Goedert	3	31/17	
Cameron Johnston	3	32/0	
Sidney Jones	3	22/8	
Avonte Maddox	3	25/15	
Jordan Mailata	3	0/0	
Joshua Perkins	3	22/2	14/1
Matt Pryor	3	12/0	
Josh Sweat	3	25/0	
J.J. Arcega-Whiteside	2	16/5	
Deontay Burnett	2	6/1	1/0
Andre Dillard	2	16/4	
T.J. Edwards	2	16/4	
Marcus Epps	2	15/0	7/0
Bruce Hector	2	11/1	
Nate Herbig	2	2/0	
Craig James	2	17/1	14/1
Kyle Lauletta	2	2/0	0/0
Shareef Miller	2	1/0	
Joe Ostman	2	0/0	
Anthony Rush	2	9/0	
Miles Sanders	2	16/11	
Boston Scott	2	13/2	
Alex Singleton	2	10/0	
Greg Ward	2	7/3	
Elijah Holyfield	1	0/0	
Sua Opet	1	0/0	
Casey Tucker	1	0/0	
Grayland Arnold	R	0/0	
Manasseh Bailey	R	0/0	
Shaun Bradley	R	0/0	
Jack Driscoll	R	0/0	
Julian Good-Jones	R	0/0	
John Hightower	R	0/0	
Jalen Hurts	R	0/0	
Michael Jacquet	R	0/0	
Luke Juriga	R	0/0	
Adrian Killins	R	0/0	
Matt Leo	R	0/0	
Dante Olson	R	0/0	
Jalen Reagor	R	0/0	
Elijah Riley	R	0/0	
Prince Smith	R	0/0	
Davion Taylor	R	0/0	
Noah Togiai	R	0/0	
Casey Toohill	R	0/0	
K'Von Wallace	R	0/0	
Prince Tega Wanogho	R	0/0	
Michael Warren	R	0/0	
Quez Watkins	R	0/0	
Raequan Williams	R	0/0	

PERSONNEL MOVES



- ▶ **January 6:** Signed the following players to reserve/future contracts: WR **River Cracraft**, TE **Alex Ellis**, WR **Marcus Green**, DT **Albert Huggins**, QB **Kyle Lauletta**, WR **Marken Michel**, C **Keegan Render**, CB **Tremon Smith**
- ▶ **January 10:** Signed CB **Trevor Williams** to reserve/future contract
- ▶ **February 6:** Made the following changes to the coaching staff: Hired **Rich Scangarello** as senior offensive assistant ... Named **Press Taylor** passing game coordinator/quarterbacks coach ... Named **Matt Burke** run game coordinator/defensive line coach ... Hired **Marquand Manuel** as defensive backs coach ... Hired **Aaron Moorehead** as wide receivers coach ... Hired **Andrew Breiner** as pass game analyst ... Named **T.J. Paganetti** assistant run game coordinator/assistant running backs coach ... Named **Dino Vasso** assistant coordinator/defense
- ▶ **February 19:** Released LB **Nigel Bradham**
- ▶ **March 5:** Hired **Marty Mornhinweg** as senior offensive consultant
- ▶ **March 13:** Tendered exclusive rights FA P **Cameron Johnston**
- ▶ **March 16:** Agreed to terms with DT **Hassan Ridgeway** on 1-year contract
- ▶ **March 17:** Agreed to terms with S **Rodney McLeod** on 2-year contract ... Agreed to terms with DB **Jalen Mills** on 1-year contract ... Agreed to terms with QB **Nate Sudfeld** on 1-year contract
- ▶ **March 18:** Agreed to terms with DT **Javon Hargrave** on 3-year contract
- ▶ **March 19:** Agreed to terms on a trade with Detroit to acquire CB **Darius Slay** in exchange for 2020 third-round draft choice (85th overall) and 2020 fifth-round draft choice (166th overall) ... Agreed to terms with **Darius Slay** on 3-year contract extension
- ▶ **March 21:** Agreed to terms with LB **Jatavis Brown** on 1-year contract ... Agreed to terms with S **Will Parks** on 1-year contract
- ▶ **March 25:** Agreed to terms with CB **Nickell Robey-Coleman** on 1-year contract
- ▶ **April 23:** Selected WR **Jalen Reagor** (Texas Christian) in 1st round (21st overall)
- ▶ **April 24:** Selected QB **Jalen Hurts** (Oklahoma) in 2nd round (53rd overall) ... Selected LB **Davion Taylor** (Colorado) in 3rd round (103rd overall)
- ▶ **April 25:** Selected S **K'Von Wallace** (Clemson) in 4th round (127th overall) ... Selected T **Jack Driscoll** (Auburn) in 4th round (145th overall) ... Traded pick No. 146 to Dallas in exchange for pick No. 164 and 2021 5th-round draft choice ... Traded pick No. 164 to Miami in exchange for picks No. 173 and No. 227 ... Selected WR **John Hightower** (Boise State) in 5th round (168th overall) ... Traded picks No. 173 and No. 227 to Chicago in exchange for picks No. 196, No. 200 and No. 233 ... Acquired WR **Marquise Goodwin** and pick No. 2010 from San Francisco in exchange for pick No. 190 ... Selected LB **Shaun Bradley** (Temple) in 6th round (196th overall) ... Selected WR **Quez Watkins** (Southern Mississippi) in 6th round (200th overall) ... Selected T **Prince Tega Wanogho** (Auburn) in 6th round (210th overall) ... Selected DE **Casey Toohill** (Stanford) in 7th round (233rd overall) ... Agreed to terms with the following UDFA's: DB **Grayland Arnold**, WR **Manasseh Bailey**, G **Julian Good-Jones**, DB **Michael Jacquet**, C **Luke Juriga**, RB **Adrian Killins**, LB **Dante Olson**, DB **Elijah Riley**, DB **Prince Smith**, TE **Noah Togiai**, RB **Michael Warren** and DT **Raequan Williams**
- ▶ **April 26:** Agreed to terms with UDFA WR **Khalil Tate**
- ▶ **April 27:** Acquired DE **Matt Leo** as part of the International Player Pathway Program
- ▶ **April 28:** Exercised DE **Derek Barnett's** 5th-year option ... Claimed T **Casey Tucker** off waivers from Detroit
- ▶ **April 29:** Agreed to terms on 1-year contract with RB **Corey Clement**
- ▶ **April 30:** Waived WR **River Cracraft** and WR **Marken Michel**
- ▶ **May 19:** Signed T **Prince Tega Wanogho**
- ▶ **July 8:** Signed WR **Quez Watkins**
- ▶ **July 14:** Agreed to terms with G **Jason Peters** on 1-year contract
- ▶ **July 17:** Signed G **Jason Peters** ... Waived TE **Alex Ellis**
- ▶ **July 20:** Agreed to terms with the following draft selections: WR **Jalen Reagor**, QB **Jalen Hurts**, LB **Davion Taylor**, S **K'Von Wallace**, T **Jack Driscoll**, WR **John Hightower**, LB **Shaun Bradley**, DE **Casey Toohill** ... Waived WR **Khalil Tate**
- ▶ **July 21:** Waived C **Keegan Render** ... Released CB **Trevor Williams**
- ▶ **July 26:** Waived WR **Shelton Gibson**, WR **Marcus Green**, DE **Daeshon Hall**, DT **Albert Huggins** and CB **Tremon Smith**
- ▶ **July 28:** Placed WR **Alshon Jeffery** on Active/PUP
- ▶ **July 29:** Placed LB **Nathan Gerry**, T **Lane Johnson** and T **Jordan Mailata** on Reserve/COVID-19 List



FRONT OFFICE & COACHING STAFF



FRONT OFFICE & COACHING STAFF

PLAYER BIOS

2019 EAGLES STATS

RECORD BOOK

ALL-TIME RESULTS

ALL-TIME ROSTERS

HONORS & HISTORY

YEAR-BY-YEAR STATS

OFF THE FIELD



Jeffrey Lurie embarks on his 27th season as Chairman & CEO of the Philadelphia Eagles. Lurie purchased the franchise on May 6, 1994, and assembled an organizational infrastructure that reflected the pride and passion of the region, where tireless work ethic and innovation deeply coincides with consistent results. This commitment to excellence at the highest level launched an unprecedented era of success, ultimately cementing the foundation of the first Super Bowl championship in team history, when the Philadelphia Eagles defeated the New England Patriots, 41-33, in **Super Bowl LII** on February 4, 2018.



The Eagles, today regarded among the most prominent franchises in professional sports, began their ascent during the first full year of Lurie's ownership in 1995 and have since grown into a customary presence in the NFL's postseason. The Eagles are one of only eight teams with multiple Super Bowl appearances since 2004 (XXXIX and LII) and lead the NFC (tied for second overall) in conference title games (six) dating back to the 2001 campaign. The Eagles have also captured nine of their 11 all-time NFC East championships since 2001, which leads the division in that span.

Overall, the Philadelphia Eagles have made the playoffs 15 times under Lurie's direction and are tied for the fourth-most postseason berths in the NFL since the turn of the century (13), which includes trips in each of the last three years (one of only four teams to do so). In addition, since 1995, when the league's salary cap was introduced, the Eagles are one of just three franchises to win a Super Bowl and then follow it with back-to-back playoff appearances. Philadelphia's postseason success has been fueled by regular-season dominance, as the Eagles have turned in the fifth-most winning seasons (16) and sixth-highest winning percentage (.563, 224-174-2) in the NFL dating back to 1995.

Lurie's blueprint for success has had a profound impact on the field, leading to a greater overall winning percentage (.555, 246-197-2),

more playoff games (29) and more playoff victories (15) than all prior ownership groups combined. That model, however, is not just limited to football, as the Philadelphia Eagles organization has wholly embraced a championship mentality in all aspects of its operations, especially in the community.

EAGLES AUTISM FOUNDATION

A thoughtful and compassionate philanthropist with family ties to autism, Lurie is devoted to raising critical research funds for the developmental disorder and has leveraged his resources as a professional sports owner to turn autism awareness into action.

In 2019, Lurie expanded on this commitment by launching the team's signature philanthropic initiative – the Eagles Autism Foundation – to help drive scientific breakthroughs and establish Philadelphia as a major center for autism research and care. The foundation has centralized all of its autism efforts to create a larger impact and has raised more than \$9 million for institutions focused on autism research.

Through the Eagles Autism Foundation, the organization has been viewed nationally as a progressive leader in the autism community. The Eagles became one of the first sports franchises in the country to build a state-of-the-art sensory room, presented by the Children's Hospital of Philadelphia, and received Sensory Inclusive Certification for Lincoln Financial Field in partnership with Kulture City. The Eagles also became the first professional sports team to partner with Popcorn for the People, a non-profit organization dedicated to creating meaningful employment for those with autism and developmental disabilities. Most notably, the foundation's annual cycling and 5K run/walk event – the Eagles Autism Challenge presented by Lincoln Financial Group – contributes 100 percent of participant-raised funds to autism research and care and has donated over \$6 million in just its first two years.

To ensure the most transformational projects are funded through the Eagles Autism Foundation, Lurie organizes a nationally recognized independent peer review panel each year tasked with evaluating and



On February 4, 2018, Lurie helped deliver the first Super Bowl championship in franchise history to the city of Philadelphia. The Eagles defeated the New England Patriots, 41-33, in Super Bowl LII at U.S. Bank Stadium in Minneapolis, MN.



Lurie poses for a picture with participants at the finish line of the second-annual Eagles Autism Challenge on May 18, 2019. The Eagles Autism Foundation has raised more than \$9 million to support autism research and care throughout the Philadelphia region.

EAGLES SUPER BOWL NOTES

- The Philadelphia Eagles are one of eight NFL franchises (one of four in the NFC) with multiple Super Bowl appearances (XXXIX and LII) since the 2004 season, joining the New England Patriots (seven), Pittsburgh Steelers (three), Seattle Seahawks (three), Denver Broncos (two), Indianapolis Colts (two), New York Giants (two) and San Francisco 49ers (two).
- The Eagles are one of only three NFL teams to win a Super Bowl and then follow it with back-to-back playoff appearances since 1995, when the league's salary cap was introduced (also New England and Seattle).

MOST CONFERENCE TITLE GAMES SINCE 2001

Rk	Team	Total
1.	New England Patriots.....	13
2t.	Philadelphia Eagles	6
	Pittsburgh Steelers.....	6
4.	Green Bay Packers	5
5t.	Indianapolis Colts.....	4
	San Francisco 49ers	4

MOST NFC EAST CHAMPIONSHIPS SINCE 2001

Rk	Team	Total
1.	Philadelphia Eagles	9
2.	Dallas Cowboys.....	5
3.	New York Giants	3
4.	Washington.....	2

approving submitted proposals. A total of 25 research projects, post-doctoral fellowships and community grants have been funded for exploratory work in the field of autism thanks to the foundation.

On May 8, 2019, Lurie was presented the Commitment to Cures Award by the American Brain Foundation for his ongoing work to find cures for neurodevelopmental diseases and disorders.

Additionally, Lurie is a director of the NLM Family Foundation, which devotes significant resources to autism research and education, and he also established the Lurie Family Foundation to strengthen the efforts toward autism research.

COVID-19 RELIEF EFFORTS

In response to the coronavirus pandemic, Lurie, in consultation with leading institutions, carefully assessed the short-term and long-term needs of communities and frontline workers combating the global health crisis and continues to commit substantial resources toward philanthropic aide.

Lurie contributed \$1 million to Penn Medicine on April 3, 2020, to establish the COVID-19 Immunology Defense Fund, which is an emerging research program that aims to address critical needs as the pandemic evolves. The priorities of the program range between creating rapid diagnostic testing, finding drugs that work against the virus and developing potential vaccines.

On April 21, 2020, Lurie and the Eagles announced \$1 million in donations helping COVID-19 relief efforts throughout the Philadelphia area, focusing on providing critical assistance to the well-being of essential healthcare workers and their families, as well as supporting local businesses. The funds included \$300,000 to purchase N-95 masks for local healthcare systems; \$250,000 to the American Red Cross to maintain a sufficient blood supply; \$225,000 in gift cards to local businesses for essential healthcare workers; \$100,000 to Thomas Jefferson University Hospital's Better Together Fund, which assists employees and students facing unforeseen hardships during the crisis; \$55,000 to Vision to Learn, which will ensure continuity of the Eagles Eye Mobile program in the region's schools; \$35,000 to the JFCS of Greater Philadelphia to expand services for the Helping Healthcare Heroes Support Group; and \$35,000 to the Uplift Center for Grieving Children, helping expand mental health services for essential healthcare workers and their families.

The Eagles have also planned five community blood drives at Lincoln Financial Field. To date, the blood drives are averaging 115 donors and 75 pints of blood per drive, which has the potential to help up to 250 patients per drive.

CHAMPIONS IN THE COMMUNITY

One of Lurie's first philanthropic endeavors was the creation of the team's non-profit charitable wing in 1995. For 20 years, the Eagles Youth Partnership served more than 50,000 at-risk children in the Greater Philadelphia region annually with a focus on health and education programming. In 2015, Lurie oversaw the Eagles Youth Partnership's transition to the Eagles Charitable Foundation that now provides children in the local community with greater access to vision care and autism research and services. Its signature program – the Eagles Eye Mobile – travels to local schools to provide free eye exams and prescription eyeglasses to under- and uninsured students in partnership with Vision to Learn.

Under Lurie's direction, the Eagles launched the groundbreaking Go Green initiative in 2003 aimed at reducing the organization's footprint on the environment and creating programs that improve quality of life in the Philadelphia region. In December 2018, Lincoln Financial Field was awarded LEED Gold certification by the U.S. Green Building Council. Additionally, the Eagles are the first professional sports team in the world to receive the prestigious ISO 20121 Event Sustainability Management System certification.



SOCIAL JUSTICE GRANTS

Grants made by the Eagles Social Justice Council for the 2019-20 cycle:

Community Legal Services	\$25,000	Reentry
Philadelphia Bar Foundation (supporting the Equal Justice Center)	\$25,000	Reentry
Philadelphia Youth Network	\$25,000	Education
Why Not Prosper	\$25,000	Workforce Development
Philadelphia Futures	\$20,000	Education
Netter Center for Community Partnerships – UPENN (supporting Bridges to Wealth)	\$18,000	Education
Big Brothers Big Sisters	\$15,000	Mentoring
Center for Returning Citizens	\$15,000	Reform
Free Library of Philadelphia (supporting Read by 4th)	\$15,000	Education
Frontline Dads	\$15,000	Mentoring
Inside-Out Prison Exchange Program	\$15,000	Reform
MenzFit	\$15,000	Reentry
Mothers In Charge	\$15,000	Reform
Pennsylvania Legal Aid Network	\$15,000	Reentry
Philadelphia Auto and Parole	\$15,000	Reentry
Philadelphia Community Bail Fund	\$15,000	Reform
Philadelphia Mural Arts Advocates	\$15,000	Reentry
Philadelphia Opportunities Industrialization Center	\$15,000	Reentry
Project HOME	\$15,000	Workforce Development
Women Against Abuse	\$15,000	Workforce Development
Youth Sentencing & Reentry Project	\$15,000	Reform
Youth Art & Self-Empowerment Project	\$10,000	Education

MOST PLAYOFF APPEARANCES SINCE 2000

Rk	Team	Total
1.	New England Patriots.....	17
2t.	Green Bay Packers	14
	Indianapolis Colts.....	14
4t.	Philadelphia Eagles	13
	Seattle Seahawks	13

The Eagles are one of only four NFL teams to make the playoffs in each of the last three seasons (2017-19), joining the Kansas City Chiefs, New England Patriots and New Orleans Saints.

In 2011, in acknowledgment of the organization's commitment to the community, as well as their Tackling Breast Cancer and Go Green campaigns, the Eagles were presented with the coveted Sports Team of the Year Award by Beyond Sport.

Finally, over the past two years, the Eagles Social Justice Council, a committee of select players and Eagles staff, awarded over \$850,000 to local Philadelphia organizations working to improve education, mentoring, health services, criminal justice reform, reentry programs and workplace development.

During the 2018 offseason, Lurie was honored by the Fritz Pollard Alliance with the Paul "Tank" Younger Award. The award is granted annually to an NFL executive, coach or owner who promotes gender and racial diversity. Lurie's efforts to foster civic responsibility throughout the organization have also led the Eagles to be recognized by many for supporting social justice and human rights initiatives. Lurie was the recipient of the Torch of Liberty Award conferred by the Anti-Defamation League of Philadelphia and a year later was honored by Philadelphia's Operation Understanding, an acclaimed group that advances interracial harmony among future leaders of the African-American and Jewish communities.

PROGRESSIVE LEADERSHIP

Widely considered one of the most progressive owners in professional sports, Lurie embraces innovative thought. His commitment to enhancing every element of the organization through forward-thinking decisions has been a hallmark of his tenure as Chairman & CEO.

Lurie invests in both people and ideas. Throughout his ownership, he has gone beyond traditional football practices by focusing on infusing talented individuals from other industries into the Eagles' business operations. As a result, the Philadelphia Eagles have become a leader in professional sports with regards to gender diversity in the workplace.

The Eagles' organic effort toward staying ahead of the curve and mining value where others may not see it has also been fundamental to the football team's success over the years. Each of Lurie's four head coaching hires have achieved double-digit win totals and playoff appearances within their first two seasons, including some of the most impactful leaders in the organization's history.

Lauded by Lurie for his strong football acumen and emotional intelligence, **Doug Pederson** was hired by the Eagles as a first-time head coach during the 2016 offseason. In just his second year at the helm, Pederson led the team to its first Super Bowl championship in franchise history when the Philadelphia Eagles outdueled the New England Patriots in **Super Bowl LII**. Today, Pederson owns the highest winning percentage (.600, 42-28 – including playoffs) ever by an Eagles head coach.

In 1999, Lurie found a match with former Green Bay Packers quarterbacks coach **Andy Reid**, who at 40 years old took on a lead role for the first time in his career and was also the second-youngest head coach in the NFL at the time of his hiring. Reid enjoyed a 14-year stay with Philadelphia (franchise record) and became the winningest head coach (140-102-1, .578 – including playoffs) in Eagles history. Named the 2002 NFL Coach of the Year by the *Associated Press*, Reid led the team to nine postseasons, which included five conference title games and an appearance in Super Bowl XXXIX.

Lurie's first head coaching hire, **Ray Rhodes**, came to Philadelphia in 1995 as just the third African-American head coach in modern NFL history. In his first season with the Eagles, Rhodes guided the team to a 10-6 regular-season record and playoff berth and earned NFL Coach of the Year honors.

Lurie, who was named NFL Owner of the Year by *Sporting News* in 1995 and by *Pro Football Insider* in 2000, currently serves on numerous NFL committees, including the Finance Committee, Media Committee, International Committee and the Super Bowl & Major Events Advisory Committee.





MOST PLAYOFF VICTORIES SINCE 2000

Rk	Team	Total
1.	New England Patriots.....	30
2t.	Baltimore Ravens.....	15
	Pittsburgh Steelers.....	15
4t.	Philadelphia Eagles	14
	Seattle Seahawks	14

MOST WINNING SEASONS SINCE 1995

Rk	Team	Total
1.	New England Patriots.....	22
2.	Green Bay Packers	19
3.	Pittsburgh Steelers.....	18
4.	Indianapolis Colts.....	17
5.	Philadelphia Eagles	16

HIGHEST WINNING PERCENTAGE SINCE 1995

Rk	Team	W-L	Pct
1.	New England Patriots.....	281-119.....	.703
2.	Green Bay Packers	253-145-2.....	.635
3.	Pittsburgh Steelers.....	250-148-2.....	.628
4.	Denver Broncos	235-165.....	.588
5.	Indianapolis Colts.....	234-166.....	.585
6.	Philadelphia Eagles	224-174-2.....	.563

(Regular season)

BUILDING A NEW HOME

After purchasing the Eagles, Lurie recognized that the organization's facilities needed a total reconstruction, which required the design and relocation of its office headquarters, practice facility and stadium. He immediately committed to providing the franchise with everything it needed to succeed and constructed two state-of-the-art facilities in South Philadelphia – the NovaCare Complex (2001) and Lincoln Financial Field (2003).

Although Lincoln Financial Field was erected specifically to house its primary tenant, the Philadelphia Eagles, Lurie also created a multi-dimensional event destination that could hold a wide variety of events. Fittingly, the first ticketed event at the new stadium was a soccer match between Manchester United and FC Barcelona in August 2003, followed by a Bruce Springsteen concert soon after.

Since then, Lincoln Financial Field has continued to evolve with an ever-changing entertainment landscape and underwent a two-year, \$125 million revitalization in 2013. Over the years, the venue has hosted high-profile events including sold-out concerts, national and international soccer matches, the NCAA Lacrosse Championships, the Army-Navy game, Monster Jam, Temple University football games, and more.

FILM CAREER

Prior to purchasing the Philadelphia Eagles, Lurie joined General Cinema Corporation, a major movie theater company founded by his grandfather, Philip Smith. Two years later, he started Chestnut Hill Productions and produced a variety of theatrical and television movies. In 2008, Lurie established Screen Pass Pictures and served as an executive producer of *Inside Job*, the 2010 documentary film, which earned the Academy Award for Best Documentary Feature, and *Inocente*, which earned an Academy Award for Best Short Documentary in 2013. Most recently, Lurie formed Play/Action Pictures to produce more socially relevant documentary films.

PERSONAL

Lurie's passion and love of sports began when he was a young boy growing up outside of Boston, MA. Lurie became an avid fan of the NFL and all the major leagues after watching the first ever sudden-death overtime NFL Championship between the Baltimore Colts and the New York Giants in 1958.

Prior to entering business, Lurie served as an adjunct assistant professor of social policy at Boston University. He earned a B.A. from Clark University, a master's in psychology from Boston University, and a Ph.D. in social policy from Brandeis University. Lurie returned to his college campus in May 2019 and served as Clark University's commencement speaker to the graduating class.

Born on September 8, 1951, Lurie has two children. He is married and resides in the Philadelphia area with his wife, Tina. In his free time, he enjoys traveling, golfing, tennis, movies, music and discovering great restaurants.





Don Smolenski, now in his 23rd season with the organization, was originally hired by the team in 1998 as chief financial officer. He was promoted to senior vice president/chief financial officer in 2001 and was named the team's chief operating officer in 2010. In 2012, he was named to his current role of team president.



As president, Smolenski directs the club's business and strategic efforts, including sales, marketing, communications and operations. He has played a key role in significant projects from the construction of Lincoln Financial Field to the club's internationally recognized environmental and philanthropic programs. During his tenure as president, Smolenski has infused energy and creativity throughout the organization with his engaging leadership style. In 2015, he was named to the Most Admired CEOs list by the *Philadelphia Business Journal* and under his leadership, the Eagles were named to Philly.com's Top Workplaces list in 2016, 2018 and 2020.

During his time as the team's president, Smolenski and the Eagles saw their first Super Bowl victory in franchise history after defeating the New England Patriots, 41-33, in **Super Bowl LII**.

In his first year as president, Smolenski spearheaded a two-year, \$125 million Lincoln Financial Field revitalization project that added 1,600 seats, HD video boards and graphics paying tribute to the team's history. In 2019, Smolenski's leadership was instrumental to the Lincoln Financial Group naming-rights extension which ensured that the Eagles would play at Lincoln Financial Field through 2032. Over the years, Lincoln Financial Field has hosted high-profile events including sold-out concerts, national and international soccer matches, the NCAA Lacrosse Championships, the Army-Navy Game, Monster Jam, Temple University football and more.

Smolenski plays an important role in the team's environmental initiatives. Because of their Go Green program, the Eagles have emerged as a leader in environmental stewardship in the sports industry. Those focus areas include conservation efforts, recycling programs and the use of renewable energy. Under his leadership, Lincoln Financial Field has achieved LEED Gold status, and the organization became the first professional sports team to receive ISO 20121 certification, which is an international standard designed to help organizations integrate sustainability into management practices and processes.

In 2018, Smolenski helped launch the Eagles Autism Challenge, a one-day bike ride and family-friendly 5K run/walk dedicated to raising funds for Philadelphia institutions conducting cutting-edge autism research and care. In 2020, the team's signature fundraising event expanded and led to the formation of the Eagles Autism Foundation, a new charitable endeavor that unified the team's various autism activities into one organization. Through its mission to turn autism awareness into action, the Eagles became one of the first sports franchises to build a state-of-the-art sensory room in its home stadium, have partnered with organizations to help combat the unemployment rate in the autism community, and have even leveraged home games and open practices to drive critical funds. Since 2018, the Eagles Autism Foundation has raised more than \$7 million for autism research and care.

In addition, Smolenski helped launch the Eagles Care initiative in 2013, which forges annual, strategic partnerships with five local non-profit organizations in an effort to deepen the team's community impact. Since the program's establishment, the team has welcomed 32 charitable organizations to the Eagles Care family.

In addition to his leadership roles within the Eagles organization, Smolenski is the co-chair of Children's Hospital of Philadelphia (CHOP) Corporate Council, which is comprised of top executives from the region who believe in the hospital's mission, are committed to advancing its research and clinical priorities, and are dedicated to the health and economic growth of Greater Philadelphia. He is also a member of the Greater Philadelphia Chamber of Commerce Board, the FM Global Advisory Board and is involved with Leadership Philadelphia, a non-profit organization that promotes leadership and community involvement.

In 2019, Smolenski was appointed as chair of the PHL Sports Advisory Board. PHL Sports is a business development division of the Philadelphia Convention and Visitors Bureau (PHLCVB), which brings together the area sports community to attract major events to Philadelphia. In 2017, in partnership with PHL Sports, Smolenski assisted in bringing the NFL Draft back to Philadelphia for the first time since 1961.

Smolenski serves as the treasurer of the team's public charity, Eagles Charitable Foundation, which provides children in the Philadelphia region with greater access to vision care and supports autism research.

Before joining the Eagles, Smolenski served as chief financial officer for the International Hockey League, where he oversaw all league financial matters and played an integral role in the expansion of the league. Through the development of expansion models and the analysis of league performance models, Smolenski saw the league grow from 12 to 19 teams.

Smolenski began his professional career as a public accountant with Arthur Andersen.

An outdoor enthusiast, Smolenski enjoys an active lifestyle and has completed the Detroit, Pittsburgh and Boston Marathons. He earned his Bachelor of Arts degree in biology from Amherst College and holds a Master of Science degree in accounting. Don and his wife, Karen, have two sons, Jake and Shane.





Howie Roseman, Executive Vice President/General Manager, enters his 21st season with the Philadelphia Eagles. After working his way up through the Eagles' football operations and scouting departments, Roseman has cemented himself as one of the most accomplished and respected front office executives in the NFL. His leadership style and commitment to the sustained success of the franchise has contributed to Philadelphia's winning culture, resulting in three consecutive playoff appearances and 35 total wins during that span, including the first Super Bowl championship in team history.



Roseman was named the 2017 NFL Executive of the Year (*Sporting News*; Pro Football Writers of America) after he revitalized the Eagles' football operations with a collaborative and progressive approach to roster building and player development. This vision has resulted in substantial success as Philadelphia is one of only four teams to capture postseason berths in each of the last three seasons, including two division titles (2017 and 2019) and a 41-33 victory over New England in **Super Bowl LII**. The Eagles are also just the third team since 1995, when the league's salary cap was introduced, to win a Super Bowl and then follow it with back-to-back playoff appearances (also New England and Seattle). Philadelphia's recent track record of organizational excellence has created opportunities for two former personnel executives to take on general manager roles with other teams – **Andrew Berry** (Cleveland Browns) and **Joe Douglas** (New York Jets).

Roseman (who served as Executive Vice President of Football Operations from 2016-18 before adding the general manager title in 2019), has worked closely with head coach **Doug Pederson** to position the Eagles for both short-term and long-term success. In 2016, Roseman made a franchise-altering decision when he engineered a pair of trades to move up in the first round of the draft to select quarterback Carson Wentz with the second-overall pick. The duo of Pederson and Wentz has since gone on to lead an offensive unit that ranks near the top of the NFL while establishing a multitude of team records.

The next season, Roseman played an integral role as the architect of the team's **Super Bowl LII**-winning roster. Complementing a number of notable acquisitions that offseason, Roseman's leadership and in-season roster management helped Philadelphia overcome several season-ending injuries to key players, including Wentz, to secure a 13-3 regular-season record and home-field advantage en route to the team's first ever Super Bowl victory.

In addition to managing the Eagles' personnel and scouting departments, Roseman is also responsible for overseeing the executives who specialize in all areas of football operations, including but not limited to sports medicine and performance, analytics, football administration, football technology and player development. Under Roseman's guidance and in concert with the vision established by Chairman and CEO **Jeffrey Lurie**, Philadelphia has become widely regarded as one of the league's most admired and progressive operations, relying on contributions from all areas of football operations to create a successful culture for players and coaches to thrive.

Before he was elevated to Executive Vice President of Football Operations, Roseman served as the team's general manager from 2010-14. At the time of his promotion, the 34-year-old Roseman became the youngest NFL executive to be named to the post in three decades. He directed a major overhaul of the roster in his first year, making it one of the youngest in the league. The revamped Eagles delivered NFC East titles in 2010 and 2013 and sent a conference-high nine players to the Pro Bowl following the 2014 season.

From 2008-09, Roseman managed the college scouting staff, organized and ran draft meetings, and scouted the top college prospects around the country as the team's vice president of player personnel.


Roseman was named Philadelphia's vice president of football administration (2006-07) after spending three years as the team's director of football administration (2003-05). In that role, he evaluated players around the NFL and for the draft while representing the team on contract, salary cap and player personnel matters. In 2007, Roseman was invited to participate in the NFL-Stanford Program for managers at the Stanford Graduate School of Business, an NFL program created to promote the development of leaders within the league.

After relentlessly pursuing jobs in NFL front offices, Roseman finally got his foot in the door as an intern with the Eagles, when the team was headquartered at Veterans Stadium. From 2000-02, Roseman served as a salary cap staff counsel with Philadelphia.

Overall, since hiring Roseman in 2000, the Eagles are tied for the fourth-most postseason berths (13) in the NFL, trailing only New England (17), Green Bay (14) and Indianapolis (14), and lead the NFC (tied for second overall) in conference title games (six) dating back to 2001, including trips to Super Bowls XXXIX and LII. Philadelphia has won nine NFC East titles since 2001, which leads the division in that span.

Roseman, the Eagles' nominee for the 2018 NFL Salute to Service Award, is also very active in the Philadelphia community, contributing to a variety of initiatives that involve military and children. He was named Honorary Commander for the Joint Base McGuire-Dix-Lakehurst for his continued efforts with the military. His charitable endeavors have also benefited the Alex's Lemonade Stand Foundation, the Boys & Girls Clubs of America, USA Football, Pop Warner and Cop Wheels. In 2018, the Maxwell Football Club presented Roseman with the Steinberg-DeNicola Humanitarian Award, an annual honor that recognizes an NFL representative that has committed themselves to doing good in their community. Additionally, Roseman is a member of the Governing Body of the Global Sports Management Summit and YPO.

Born in Brooklyn, NY, Roseman earned his bachelor's degree from the University of Florida before earning a J.D. degree from Fordham Law School. He and his wife, Mindy, reside in suburban Philadelphia with their four children.





After a long and successful career as a backup quarterback and assistant coach in the NFL, **Doug Pederson** was named head coach of the Philadelphia Eagles on January 18, 2016. Pederson has quickly established himself as one of the top head coaches in the league, earning a 42-28 overall record in his first four seasons, including three trips to the playoffs and two NFC East titles. In just his second season at the helm, Pederson led Philadelphia to its first Super Bowl championship on February 4, 2018, when the Eagles defeated the New England Patriots, 41-33, in **Super Bowl LII**.



Under Pederson's direction, Philadelphia has made the playoffs in three consecutive seasons (2017-19), including two NFC East titles and four combined postseason victories. Altogether, the Eagles are one of only four NFL teams with playoff berths every year since 2017, joining Kansas City, New England and New Orleans. Philadelphia is also one of just three franchises to win the Super Bowl and then follow it with back-to-back postseason appearances since 1995, when the league's salary cap was introduced (also New England and Seattle).

The Eagles' offense has flourished during Pederson's tenure as head coach, ranking among the Top 10 in the NFL in points per game (24.6), yards per game (357.3), first downs per game (19.4), third-down offense (41.7 pct.) and red zone offense (59.7 pct.) in that span. Pederson has been key in the development of Pro Bowl quarterback **Carson Wentz**, who ranks third in passing touchdowns per game (2.0), trailing only **Patrick Mahomes** (2.5) and **Russell Wilson** (2.1), and sixth in passer rating (98.3) since 2017. Wentz has also established single-season franchise records in completions (388 in 2019), completion percentage (69.6 pct. in 2018), passing yards (4,039 in 2019) and passing touchdowns (33 in 2017) under Pederson's tutelage.

Pederson directed a historic campaign in 2017, as Philadelphia finished the regular season with a franchise-record-tying 13 wins, earned an NFC East title and the No. 1 seed in the NFC Playoffs, and delivered the first Super Bowl championship in Eagles history. Pederson became the eighth head coach in NFL history to win the Super Bowl in his first two seasons and seventh to win the Super Bowl in his first playoff appearance. Additionally, Pederson became just the fourth head coach in league history to lead his team to a Super Bowl title after a sub-.500 record the previous year, joining **Bill Walsh** (1981 49ers), **Dick Vermeil** (1999 Rams) and **Bill Belichick** (2001 Patriots).

Following a season-ending injury to Wentz late in 2017, Pederson prepared backup quarterback **Nick Foles** to take over Philadelphia's offense. Foles recorded a 100-plus passer rating in all three playoff contests, recorded the highest completion percentage (72.6%) in NFL single-postseason history, and garnered Super Bowl LII MVP honors.

Pederson then guided the Eagles back to the playoffs in 2018 after winning five of the last six regular-season contests to secure a 9-7 record. The Eagles advanced to the NFC Divisional Playoff after defeating Chicago on the road in the Wild Card round.

In 2019, Pederson again navigated the Eagles to an NFC East crown and a third-straight playoff appearance after finishing 9-7, including four consecutive wins against division opponents to close the season. Pederson joined **Andy Reid** as the only head coaches in team history with three postseason berths in their first four years.

As a first-year head coach in 2016, the Eagles finished with a 7-9 record while Wentz, who set Eagles rookie records in completions (379, NFL rookie record), passing yards (3,782) and passing touchdowns (16), showed significant growth in his debut season.

Prior to arriving in Philadelphia, Pederson served as the offensive coordinator of the Kansas City Chiefs from 2013-15, helping guide the team to a 31-17 regular-season record over three seasons. Pederson helped quarterback **Alex Smith** experience the most productive stretch of his career with three consecutive 3,000-yard seasons.

Before joining Kansas City, Pederson coached the quarterbacks in Philadelphia from 2011-12. In his first year in that role, Pederson saw **Michael Vick** become the second quarterback in NFL history to top the 3,000-yard passing and 500-yard rushing plateaus in consecutive seasons. Vick set career highs in completions (253) and passing yards (3,303), while throwing the third-most touchdowns of his career (18).

Pederson began his pro coaching career as an offensive quality control coach with the Eagles from 2009-10.

A 12-year NFL veteran, Pederson played quarterback for the Green Bay Packers, Miami Dolphins, Philadelphia Eagles and Cleveland Browns after originally being drafted by the Carolina Panthers in the 1995 expansion draft. Pederson was coached by three of the most successful coaches in NFL history: **Don Shula**, **Mike Holmgren** and **Andy Reid**. He also played alongside Pro Bowl quarterbacks **Brett Favre**, **Dan Marino**, **Donovan McNabb** and **Jim McMahon**.

Pederson served as a backup for Green Bay from 1995-98 and 2001-04 and was part of Packer teams that won Super Bowl XXXI, two NFC Championships (1996 and 1997) and six division titles.

Pederson made nine starts for the Eagles during the 1999 season, completing 119 passes for 1,276 yards and seven touchdowns.

In a 1993 contest against vs. Philadelphia, Pederson was pressed into duty when Dolphins starter **Scott Mitchell** left the game with a shoulder injury. In the second half, he helped guide Miami to a 19-14 win that marked **Don Shula's** 325th career victory.

Pederson attended Northeast Louisiana (now Louisiana Monroe), where he was a three-year starter at quarterback. He finished his career with 6,445 yards and 33 touchdowns on 571-of-1,032 passing. As a senior, Pederson led the Southland Conference in passing, completing 205-of-367 attempts for 2,282 yards and 10 touchdowns. In 1989, he set a school record with 619 passing yards against Stephen F. Austin. Pederson graduated with a B.B.A. in business management.

The Bellingham, WA, native (born January 31, 1968) lettered in football, baseball and basketball at Ferndale (WA) High School, where he was an all-league selection at quarterback, safety and kicker and finished his career with 1,880 yards and 19 touchdowns on 106-of-250 passing.

Pederson and his wife, Jeannie, have three sons: Drew, Josh and Joel. Jeannie played basketball at Louisiana College.





DUCE STALEY

ASSISTANT HEAD COACH/RUNNING BACKS

NFL Experience: 10th season (10th with Eagles)
College: South Carolina
Hometown: Tampa, FL



- ▶ Earned the added title of assistant head coach in 2018
- ▶ Since his first season on Philadelphia's staff in 2011, the Eagles rank 6th in the NFL in rushing offense (124.2 ypg) and rushing TDs (133) and 8th in rushing average (4.43 ypa)
- ▶ In 2019, **Miles Sanders** collected PFWA All-Rookie honors after leading his rookie class in scrimmage yards (1,327) and ranking 3rd among NFL RBs in scrimmage yards per touch (5.8), trailing only **Austin Ekeler** (6.9) and **Christian McCaffrey** (5.9)
- ▶ Coached an Eagles rushing attack that ranked 3rd in the NFL in rushing offense (132.2 ypg) and 4th in rushing average (4.5 ypa) during their **Super Bowl LII**-winning season in 2017
- ▶ Under Staley's direction in 2014, **LeSean McCoy** ranked 3rd in the NFL in rushing yards (1,319) and broke **Wilbert Montgomery's** 30-year-old franchise rushing record of 6,538 yards
- ▶ In 2013, McCoy received first-team All-Pro and Pro Bowl honors after becoming the first Eagle since **Steve Van Buren** in 1947 to lead the league in rushing (1,607) and scrimmage yards (2,146)
- ▶ Ranks 5th on the Eagles' all-time rushing list and is one of three players in team history to eclipse 200 rushing yards in a single game (also Van Buren and McCoy)
- ▶ Won **Super Bowl XL** with the Pittsburgh Steelers in 2005



JIM SCHWARTZ

DEFENSIVE COORDINATOR

NFL Experience: 27th season (5th with Eagles)
College: Georgetown
Hometown: Baltimore, MD



- ▶ Dating back to Schwartz's arrival in 2016, the Eagles rank among the Top 10 in the NFL in rushing defense (1st, 93.4 ypg), red zone defense (2nd, 49.5%), third-down defense (3rd, 45.4%), scoring defense (7th, 20.8 ppg) and takeaways (9th, 94)
- ▶ In 2019, Philadelphia forced the highest percentage of opponent three-and-out drives (27.5%) in the NFL and ranked 3rd in rushing defense (90.1 ypg) and 4th in third-down defense (34.2%)
- ▶ The Eagles finished 1st in the league in red zone defense (44.6%) and ranked 6th in third-down defense (35.3%) in 2018
- ▶ During the **Super Bowl LII**-winning campaign in 2017, the Eagles allowed the fewest rushing yards per game (79.2) and ranked 3rd in third-down defense (32.2%) and 4th in takeaways (31)
- ▶ In 2014, directed a Buffalo Bills defense that notched a league-high 54.0 sacks, held opponents to a league-best 33.2% third-down conversion rate and ranked 2nd in scoring (16.9 ppg)
- ▶ Served as head coach of the Detroit Lions from 2009-13. Guided the team to its first playoff berth since 1999 when he coached the Lions to a 10-6 regular-season record in 2011
- ▶ Spent 10 seasons with the Tennessee Titans and served as the defensive coordinator from 2001-08. Helped the Titans reach **Super Bowl XXXIV** and win three division titles



DAVE FIPP

SPECIAL TEAMS COORDINATOR

NFL Experience: 13th season (8th with Eagles)
College: Arizona
Hometown: Albuquerque, NM



- ▶ Since his first season with the Eagles in 2013, Philadelphia ranks 2nd in the NFL in special teams TDs (12 - 4 kickoff return TDs, 4 punt return TDs, 4 blocked punts returned for TDs) and total blocks (18 - 11 blocked punts, 7 blocked kicks)
- ▶ Guided **Rick Lovato** to his first Pro Bowl selection in 2019 after helping **Jake Elliott** establish a career-high 84.6% FG percentage and **Cameron Johnston** produce Top 10 finishes in gross (46.4, 9th) and net (42.3, 8th) punting averages
- ▶ In 2018, Johnston set single-season team records in both gross (48.2) and net (42.7) punting averages, while ranking 3rd and 4th in the NFL, respectively, in each category
- ▶ Elliott enjoyed a historic rookie campaign in 2017, converting the longest regular-season (61 yards) and postseason (53 yards) FGs in franchise history and kicking the longest FGs (42 and 46 yards) by a rookie in Super Bowl history in **Super Bowl LII**
- ▶ In 2014, the Eagles ranked 1st in Rick Gosselin's *Dallas Morning News* special teams rankings (NFL-high 7 special teams TDs)
- ▶ Served as the assistant special teams coach with the Miami Dolphins (2011-12) and San Francisco 49ers (2008-10)
- ▶ Coached in the collegiate ranks for 10 years at San Jose State, Nevada, Cal Poly, Holy Cross and Arizona



RICH SCANGARELLO

SENIOR OFFENSIVE ASSISTANT

NFL Experience: 6th season (1st with Eagles)
College: Sacramento State
Hometown: Roseville, CA



- ▶ Joined the Eagles coaching staff during the 2020 offseason after serving as the Denver Broncos' offensive coordinator in 2019
- ▶ Mentored **Drew Lock**, who became the seventh NFL rookie QB to win 4 of their first 5 starts, and **Noah Fant**, who posted the most catches (40) and yards (562) ever by a Broncos rookie TE
- ▶ During his two seasons (2017-18) as San Francisco's QBs coach, the 49ers ranked 10th in the NFL in passing offense (265.1 ypg) and 20+ yard passes (110), despite being the only NFL team with at least three different QBs starting 6+ games in that span
- ▶ Tutored **Jimmy Garoppolo** in 2018, when he completed 64.8% of his passes and produced a 94.1 passer rating while leading the 49ers to a 6-2 record before his season-ending knee injury
- ▶ Following Garoppolo's injury, helped undrafted QB **Nick Mullens** accumulate the 4th-most passing yards (2,277) by a QB in their first 8 career games since 1970
- ▶ Worked as an offensive quality control/assistant QBs coach for the Oakland Raiders during the 2009 season and was also an offensive assistant for the Atlanta Falcons in 2015
- ▶ Has 17 years of coaching experience in the collegiate rank, including stints at Wagner College, Northern Arizona, Millsaps College, UC-Davis, Idaho and Carleton College



JEFF STOUTLAND

OFFENSIVE LINE/RUN GAME COORDINATOR

NFL Experience: 8th season (8th with Eagles)
College: Southern Connecticut State
Hometown: New York, NY

- Originally joined Philadelphia's staff as the team's offensive line coach in 2013 and took on the added title and responsibility of run game coordinator during the 2018 offseason
- One of the nation's most respected OL coaches with 36 years of coaching experience, including stints at Miami (FL) (2007-10), Michigan State (2000-06) and Syracuse (1997-99)
- During his seven seasons as the Eagles' OL coach, Stoutland has played a critical role in offenses that set single-season franchise records in points (474), touchdowns (54), completions (390), gross passing yards (4,581) and first downs (356)
- In 2019, three of Stoutland's offensive linemen earned Pro Bowl honors – **Brandon Brooks**, **Jason Kelce** (first-team All-Pro) and **Lane Johnson** – marking the just the fourth time in team history that the Eagles sent three offensive linemen to the Pro Bowl
- Oversaw one of the most dominant offensive lines in the NFL during Philadelphia's **Super Bowl LII**-winning campaign in 2017, when the Eagles offensive line paved the way for a ground attack that ranked 3rd in the NFL in rushing offense (132.2 ypg)
- Coached one of the best offensive lines in the nation at Alabama from 2011-12 that featured two first-team All-Americans and helped the Tide win a BCS National Championship in 2012



PRESS TAYLOR

PASSING GAME COORDINATOR/QUARTERBACKS

NFL Experience: 8th season (8th with Eagles)
College: Marshall
Hometown: Norman, OK

- Named the Eagles' passing game coordinator during the 2020 offseason and will continue to serve as the team's QBs coach
- Since Taylor took over as QBs coach in 2018, Philadelphia ranks 5th in the NFL in INT rate (1.6%), 6th in completion percentage (67.1%) and TD-INT ratio (3.1, tied), 7th in passing TDs (56), 9th in passing offense (253.4 ypg) and 10th in passer rating (96.4)
- Has played an integral role in developing franchise QB **Carson Wentz**, who is one of six QBs in NFL history to record three consecutive seasons (2017-19) with 20+ passing TDs and 10-or-fewer INTs and ranks 3rd in passing TDs per game (2.0) since 2017
- In 2019, Wentz set team records in completions (388) and passing yards (4,039), tied for 5th in the NFL in passing TDs (27), and led the Eagles on a division-clinching, 4-game winning streak that featured three game-winning drives (two comebacks)
- Guided Wentz to a franchise-record 69.6% completion percentage and career-high 102.2 passer rating in 2018, while **Nick Foles** helped lead the team to an NFC Divisional Playoff appearance
- Philadelphia's QBs thrived during the team's **Super Bowl LII**-winning season in 2017, with Wentz receiving Pro Bowl and All-Pro recognition after throwing a team-record 33 TDs and Foles being credited with Super Bowl LII MVP honors



MATT BURKE

RUN GAME COORDINATOR/DEFENSIVE LINE

NFL Experience: 17th season (2nd with Eagles)
College: Dartmouth
Hometown: Hudson, MA

- Joined the Eagles' coaching staff in 2019 as a defensive special assistant and was named the team's run game coordinator/DL coach during the 2020 offseason
- In 2019, Philadelphia forced the highest percentage of opponent three-and-out drives (27.5%) in the NFL and ranked 3rd in rushing defense (90.1 ypg) and 4th in third-down defense (34.2%)
- Served as the Dolphins' defensive coordinator from 2017-18
- Helped guide CB **Xavien Howard** to his first Pro Bowl nod after he tied for the NFL lead with a career-high 7 INTs in 2018
- In his first season as Miami's defensive coordinator in 2017, the Dolphins improved from 29th to 16th in total defense and also elevated from 30th to 14th in rushing defense
- Mentored LBs for the Cincinnati Bengals from 2014-15 (ranked 2nd in the NFL in scoring defense in 2015) and the Detroit Lions from 2009-13 (led the NFL in third-down defense and ranked 2nd in red zone defense in 2013)
- While working in Detroit, coached under current Eagles defensive coordinator and former Lions head coach **Jim Schwartz**. Began his NFL coaching career with the Tennessee Titans in 2004 and spent five seasons working with Schwartz, who served as the Titans defensive coordinator from 2001-08



KEN FLAJOLE

LINEBACKERS

NFL Experience: 21st season (5th with Eagles)
College: Pacific Lutheran
Hometown: Seattle, WA

- Joined the Eagles coaching staff in 2016 and has coached every defensive position during his 40+ year coaching career
- During his tenure in Philadelphia, the Eagles defense ranks in the Top 10 in the NFL in rushing defense (1st, 93.4 ypg), red zone defense (2nd, 49.5%), third-down defense (3rd, 35.4%), scoring defense (7th, 20.8 ppg) and takeaways (9th, 94)
- In 2017, helped Philadelphia overcome the loss of LB **Jordan Hicks** in Week 7 by preparing **Nigel Bradham** to take over the radio and call the defense. Bradham led all Eagles LBs with 85 tackles and a career-high 8 PDs, while adding 12 tackles and 1.0 sack during the team's **Super Bowl LII**-winning playoff run
- Hicks led all NFL LBs with a career-high 5 INTs in 2016
- Prior to joining the Eagles, coached the Cleveland Browns' inside LBs in 2013 and the New Orleans Saints' secondary in 2012
- Served as the St. Louis Rams' defensive coordinator (2009-11)
- Spent six seasons with the Carolina Panthers (2003-08) as the team's LBs coach and helped the Panthers make three playoff appearances, including a **Super Bowl XXXVIII** berth
- Coached the Seattle Seahawks' DBs and LBs from 1999-2002
- Spent 21 years coaching in the collegiate ranks prior to entering the NFL with the Green Bay Packers in 1998

COACHING STAFF



TIM HAUCK

SAFETIES

NFL Experience: 8th season (5th with Eagles)

College: Montana

Hometown: Butte, MT



- ▶ Under Hauck's direction, **Malcolm Jenkins** earned two Pro Bowl honors following the 2017-18 seasons. In 2017, Jenkins posted a team-leading 119 tackles during the Eagles' **Super Bowl LII**-winning season. Jenkins also led Philadelphia's defense with a career-high 136 tackles and 3 FFs in 2018
- ▶ In Hauck's first season with the Eagles' coaching staff in 2016, Jenkins became the fourth player in franchise history to record multiple INT-TDs in a season, and **Rodney McLeod** totaled a team-leading, career-high 117 tackles with 10 PDs and 3 INTs
- ▶ Served as the defensive coordinator at UNLV (2013-14)
- ▶ Coached the Cleveland Browns' DBs in 2012
- ▶ First entered the NFL coaching ranks as an assistant secondary coach with the Tennessee Titans in 2009. helped S **Michael Griffin** earn his second Pro Bowl nod along with second-team All-Pro honors from the *Associated Press*
- ▶ Served as UCLA's safeties coach in 2008, where he coached future NFL S **Rahim Moore** and helped the Bruins defense rank 8th overall in the NCAA in pass defense
- ▶ Played in 51 games at safety for the Eagles (1999-2002), starting alongside **Brian Dawkins** in 1999. Overall, enjoyed a 13-year playing career and saw action in 183 regular-season games



MARQUAND MANUEL

DEFENSIVE BACKS

NFL Experience: 8th season (1st with Eagles)

College: Florida

Hometown: Miami, FL



- ▶ Named the Eagles' defensive backs coach in the 2020 offseason following a four-year stints with the Atlanta Falcons, where he served as defensive coordinator from 2017-18 and secondary coach/senior defensive assistant from 2015-16
- ▶ During his first season as the Falcons' defensive coordinator in 2017, helped mold Atlanta's defense into a standout unit that ranked in the Top 10 in the NFL in total defense (318.4 ypg, 9th), rushing defense (104.1 ypg, 9th), red zone defense (45.8%, 5th) and scoring defense (19.7 ppg, 8th)
- ▶ Guided Falcons LB **Deion Jones** and S **Keanu Neal** to their first career Pro Bowl nods following the 2017 season
- ▶ Opened his NFL coaching career with the Seattle Seahawks in 2012 and served as a special teams assistant (2012), defensive assistant (2013) and assistant secondary coach (2014)
- ▶ The Seahawks finished the regular season with a 13-3 record in 2013 and went on to defeat the Denver Broncos, 43-8, in **Super Bowl XLVIII**. Additionally, Seattle was crowned NFC Champion in Manuel's final season with the team in 2014
- ▶ Originally a sixth-round draft choice by the Cincinnati Bengals in 2002 and went on to play eight seasons as a defensive back in the NFL, totaling 332 tackles, 16 PDs, 4 FFs and 2 INTs



JUSTIN PELLE

TIGHT ENDS

NFL Experience: 8th season (8th with Eagles)

College: Oregon

Hometown: Dublin, CA



- ▶ Has played an impactful role in the development of three-time Pro Bowl TE **Zach Ertz**, who has more catches (525) than any NFL TE in their first seven seasons and ranks 2nd on the Eagles' all-time receptions list, trailing only **Harold Carmichael** (589, 1971-83)
- ▶ In 2019, Ertz and **Dallas Goedert** were vital to the success of the Eagles' offense. Ertz was selected to third consecutive Pro Bowl after ranking 3rd among NFL TEs in catches (88), 4th in receiving yards (916) and T-4th in receiving TDs (6). Goedert also posted Top 10 finishes among TEs in each of those categories
- ▶ Ertz established a new NFL single-season record for receptions (116) by a TE in 2018, surpassing the previous mark of 110 set by **Jason Witten** in 2012. Goedert also registered 4 receiving TDs, which tied for the most by a rookie TE that season
- ▶ Eagles TEs excelled during the team's Super Bowl LII-winning season in 2017, as Philadelphia was one of just two NFL teams to boast two TEs with 5+ receiving TDs (Ertz and **Trey Burton**). Ertz caught the game-winning TD in the Super Bowl and Burton threw a TD pass to **Nick Foles** on the "Philly Special"
- ▶ Drafted by the Chargers in the 4th round in 2002 and played TE for 10 seasons with San Diego, Miami, Atlanta and San Francisco. Caught 123 passes and recorded 12 TDs



AARON MOOREHEAD

WIDE RECEIVERS

NFL Experience: 1st season (1st with Eagles)

College: Illinois

Hometown: Deerfield, IL



- ▶ Hired as the Eagles' WRs coach during the 2020 offseason
- ▶ Served in the same capacity at Vanderbilt (2018-19). Helped **Kalijah Lipscomb** produce a career year in 2018 with 87 receptions and 916 yards (among the top totals in program history)
- ▶ Mentored the WRs at Texas A&M from 2015-17, where he led a receiver corps that featured **Christian Kirk** and **Josh Reynolds**, who combined for 144 catches, nearly 2,000 yards and over 20 TDs in 2016. Kirk earned first-team All-SEC honors in 2016 and was named SEC Freshman of the Year in 2015. Kirk, Reynolds, **Damion Ratley** and **Ricky Seals-Jones** went on to the NFL
- ▶ From 2013-14, worked as the WRs coach at Virginia Tech and developed **Isaiah Ford** and **Cam Phillips**, who each transitioned to the NFL following their careers with the Hokies
- ▶ Spent the 2010-12 seasons as an offensive assistant at Stanford, where he helped the Cardinal reach three straight BCS games. Tutored future NFL players **Doug Baldwin**, **Ty Montgomery**, **Chris Owusu**, **Griff Whalen** and **Ryan Whalen**
- ▶ Played five seasons (2003-07) in the NFL with the Indianapolis Colts, including a **Super Bowl XLI** championship
- ▶ Moorehead and his father, Emery (played in NFL from 1977-88), were the first father-son duo to play in and win a Super Bowl



MARTY MORNHINWEG

SENIOR OFFENSIVE CONSULTANT

NFL Experience: 25th season (11th with Eagles)
College: Montana
Hometown: San Jose, CA

- ▶ Hired as the Eagles' senior offensive consultant in 2020
- ▶ Most recently served as the Baltimore Ravens' offensive coordinator from 2016-18. In his final season with the team, helped transition the offense from QB **Joe Flacco** to **Lamar Jackson**, who rallied the team to an AFC North division title
- ▶ Mentored the Ravens' QBs in 2015, and despite starting four different players at the position that season, Baltimore set a franchise-record for passing yards (4,271)
- ▶ Served as the New York Jets' offensive coordinator (2013-14)
- ▶ His first stint with the Eagles (2003-12) included a Super Bowl XXXIX appearance, two NFC Championship games, four division titles and six playoffs. Ten offensive players earned Pro Bowl honors, including QBs **Michael Vick** and **Donovan McNabb**
- ▶ Named Pro Football Weekly NFL Assistant Coach of the Year in 2020 after Philadelphia set a then-team record in points (439)
- ▶ Spent two seasons as the Detroit Lions' head coach (2001-02)
- ▶ During his four seasons as the San Francisco's offensive coordinator and QBs coach (1997-2000), the 49ers ranked 3rd in total offense (364.4 ypg) and 5th in passing offense (233.2 ypg)
- ▶ With the **Super Bowl XXXI**-winning Green Bay Packers in 1996, helped lead **Brett Favre** to NFL MVP honors



DINO VASSO

ASSISTANT COORDINATOR/DEFENSE

NFL Experience: 8th season (5th with Eagles)
College: New Hampshire
Hometown: Crum Lynne, PA

- ▶ Promoted to assistant coordinator/defense during the 2020 off-season after spending the previous four seasons (2016-19) as the Eagles' assistant secondary coach
- ▶ Since 2016, when Vasso arrived in Philadelphia, the Eagles rank among the Top 10 in the NFL in rushing defense (1st, 93.4 ypg), red zone defense (2nd, 49.5%), third-down defense (3rd, 35.4%), scoring defense (7th, 20.8 ppg) and takeaways (9th, 94)
- ▶ As an assistant secondary coach, helped **Malcolm Jenkins** earn two of his three career Pro Bowl nods in 2017 and 2018
- ▶ Philadelphia produced the 4th-most takeaways (31) in the NFL and ranked 3rd in third-down defense (32.2%) during the Eagles' **Super Bowl LII**-winning campaign in 2017. Philadelphia's secondary gave up 24 TD receptions, which marked the fewest TDs surrendered by an Eagles defense since 2008 (19)
- ▶ Served as a coaching assistant for three seasons (2013-15) with the Kansas City Chiefs and helped S **Eric Berry** and CB **Marcus Peters** earn Pro Bowl honors during the 2015 season
- ▶ Worked in the collegiate ranks as a graduate assistant for Missouri (2012) and offensive intern for Temple (2011)
- ▶ Originally from the Philadelphia area, collected first-team AFCA All-America honors as a defensive back at New Hampshire



T.J. PAGANETTI

ASST. RUN GAME COORDINATOR/ASST. RBs

NFL Experience: 6th season (6th with Eagles)
College: Oregon
Hometown: Bedford, MA

- ▶ Earned the added title and responsibility of assistant run game coordinator during the 2020 offseason and will continue to serve as the Eagles' assistant running backs coach
- ▶ From 2013-14, served as an analyst (offensive and QBs) on Philadelphia's staff and returned as an offensive quality control/assistant OL coach during the 2017-18 seasons
- ▶ In 2019, worked alongside assistant HC/RBs coach **Duce Staley** in helping **Miles Sanders** earn PFWA All-Rookie recognition after leading his rookie class in scrimmage yards (1,327) and ranking 3rd among NFL RBs in scrimmage yards per touch (5.8), trailing only **Austin Ekeler** (6.9) and **Christian McCaffrey** (5.9)
- ▶ Helped OL coach/run game coordinator **Jeff Stoutland** coach one of the most dominant offensive lines in the NFL during the Eagles' **Super Bowl LII**-winning campaign in 2017. Philadelphia ranked 3rd in the NFL in rushing yards per game (132.2) and 4th in rushing average (4.47 ypg) that season
- ▶ During his time as an offensive analyst, the Eagles established single-season franchise records in points (474), TDs (54), passing yards (4,581) and first downs (356) in 2014 as well as total net yards (6,676) and fewest turnover (19) in 2013
- ▶ Served in various coaching roles at Oregon (2007-12, 2015-16)



ANDREW BREINER

PASS GAME ANALYST

NFL Experience: 1st season (1st with Eagles)
College: Lock Haven
Hometown: Hummelstown, PA

- ▶ Joined the Eagles' coaching staff as a pass game analyst during the 2020 offseason after spending the previous two years (2018-19) as Mississippi State's passing game coordinator/QBs coach
- ▶ In his first season at Mississippi State, the Bulldogs passed for 2,259 yards and 22 TDs and were led by the SEC's all-time leading rusher at quarterback, **Nick Fitzgerald**
- ▶ Served as the head coach at Fordham University from 2016-17. Went 8-3 in his first season, which marked the most wins by a first-year head coach in the school's modern era. The Rams also ranked 4th in the FCS in both total offense (498.2 ypg) and scoring offense (40.1 ppg) during the 2016 season
- ▶ Coordinated Fordham's offense from 2012-15 and ranked in the Top 10 in the FCS in nearly every category in that span
- ▶ From 2009-11, worked with UConn's offensive staff in all phases of research and development and was part of a staff that helped the Huskies to the 2010 Big East Championship and an appearance in the 2011 Tostitos Fiesta Bowl
- ▶ Assisted Allegheny College's coaching staff for two seasons, working with the QBs in 2008 and WRs in 2007. Began his coaching career in 2006 at his alma mater, Lock Haven University
- ▶ Born in Pennsylvania and played WR at Lock Haven University

COACHING STAFF



MIKE BARTRUM

ASSISTANT TIGHT ENDS

NFL Experience: 2nd season (2nd with Eagles)

College: Marshall

Hometown: Pomeroy, OH

- ▶ Joined Philadelphia's staff as an assistant TE's coach in 2019
- ▶ In 2019, **Zach Ertz** and **Dallas Goedert** were vital to the success of the Eagles' offense. Ertz was selected to third consecutive Pro Bowl after ranking 3rd among NFL TE's in catches (88), 4th in receiving yards (916) and T-4th in receiving TDs (6). Goedert also posted Top 10 finishes among TE's in each of those categories
- ▶ Prior to joining Philadelphia's coaching staff, served as the head football coach at Meigs High School in Pomeroy, OH
- ▶ Originally signed with the Kansas City Chiefs in 1993 as an undrafted free agent out of Marshall University and went on to play 13 seasons in the NFL, including the final seven as an Eagle
- ▶ Predominantly a long snapper during his NFL career, saw action in 188 career games (including postseason) and was a part of 10 playoff teams, appeared in five conference championship games and played in two Super Bowls. Also garnered Pro Bowl honors following the 2005 season
- ▶ Signed with Philadelphia as a free agent in 2000 and went on to play in four consecutive NFC Championship games and Super Bowl XXXIX during his first five seasons with the Eagles. During that stretch, snapped for K **David Akers**
- ▶ Totaled 109 catches for 1,187 yards and 10 TDs at Marshall



MATTHEW HARPER

ASSISTANT WIDE RECEIVERS

NFL Experience: 8th season (8th with Eagles)

College: Oregon

Hometown: Union City, CA

- ▶ Named the Eagles' assistant WR's coach in 2019. Originally joined Philadelphia's staff in 2013 and previously served as an assistant special teams coach (2013-14, 2016-18) and assistant DB's coach (2015) before transitioning to his current post
- ▶ In his first season working with the Eagles' WR's in 2019, helped guide undrafted free agent **Greg Ward** to a breakout year. Ward, who began the season on Philadelphia's practice squad, led the team's wideouts in receptions (28) and receiving yards (254) over the last 6 games of the regular season
- ▶ In 2018, **Cameron Johnston** set single-season team records in both gross (48.2) and net (42.7) punting averages, while ranking 3rd and 4th in the NFL, respectively, in each category
- ▶ **Jake Elliott** enjoyed a historic rookie campaign in 2017, kicking the longest regular-season (61 yards) and postseason (53 yards) FGs in franchise history as well as the longest FGs (42 and 46 yards) by a rookie in Super Bowl history in **Super Bowl LII**
- ▶ In 2014, the Eagles ranked 1st in Rick Gosselin's *Dallas Morning News* special teams rankings (NFL-high 7 special teams TDs)
- ▶ Played collegiately at Oregon (2006-07) and the City College of San Francisco (2004-05). Also began his coaching career at the City College of San Francisco (2008) and Oregon (2009-12)



ROY ISTVAN

ASSISTANT OFFENSIVE LINE

NFL Experience: 2nd season (2nd with Eagles)

College: Southern Connecticut State

Hometown: Wallingford, PA

- ▶ Brought on as the assistant OL coach during the 2019 offseason
- ▶ In 2019, helped guide an Eagles OL that sent three of its starters to the Pro Bowl – **Brandon Brooks**, **Jason Kelce** (first-team All-Pro) and **Lane Johnson** – marking the just the fourth time in team history the Eagles sent three offensive linemen to the Pro Bowl
- ▶ Served as the assistant HC, offensive coordinator and OL coach at Keiser University (Fort Lauderdale, FL) during the school's inaugural football season in 2018
- ▶ Worked as the offensive coordinator and OL coach at Cornell University for three seasons (2014-16)
- ▶ From 2008-13, coached the OL at the University of Rhode Island and took on the added responsibility of offensive coordinator during his final three seasons (2011-13)
- ▶ Spent five seasons with the University of Buffalo (2001-05). In his first three years with the Bulls, served as the team's run game coordinator/OL coach prior to being named the offensive coordinator during the 2004-05 seasons
- ▶ Began his coaching career in 1990 as a graduate assistant at Southern Connecticut State, where he worked alongside **Jeff Stoutland**, who served as the Owls offensive coordinator
- ▶ Also played under Stoutland at Southern Connecticut State



NATHAN OLLIE

ASSISTANT DEFENSIVE LINE

NFL Experience: 2nd season (2nd with Eagles)

College: Ball State

Hometown: Chicago, IL

- ▶ Hired as Philadelphia's assistant DL coach in 2019
- ▶ With the Eagles in 2019, helped DT **Fletcher Cox** earn his fifth career Pro Bowl honor after he anchored Philadelphia's defensive front to a 3rd-place finish in rushing defense (90.4 ypg). **Brandon Graham** led the team with 8.5 sacks (2nd-highest total of his career) while **Derek Barnett** (6.5) and **Josh Sweat** (5.0) each improved to post career-high sack numbers
- ▶ Spent the 2018 season as the DL coach at Eastern Kentucky
- ▶ Worked as a graduate assistant at the University of Tennessee from 2015-17, where he helped mentor Barnett
- ▶ Barnett set a new school record with 33.0 career sacks, which surpassed the previous record of 32.0 set by Pro Football Hall of Famer and Eagles legend **Reggie White** (1980-83)
- ▶ Near the end of the 2017 campaign, served as the Volunteers' interim defensive line coach
- ▶ Played on the defensive line at Ball State from 2010-13
- ▶ A three-time All-Mid-American Conference selection, Ollie was a team captain as a senior in 2013 and was also named the team's defensive MVP



RYAN PAGANETTI

ASSISTANT LINEBACKERS/GAME MANAGEMENT

NFL Experience: 6th season (6th with Eagles)

College: Dartmouth

Hometown: Bedford, MA

- ▶ Named assistant LBs coach/game management in 2019
- ▶ Over the last three seasons (2017-19), has worked with **Ken Flajole** assisting with the Eagles' LBs
- ▶ Originally started working with the position group in 2017 as a coaching assistant and was then promoted to defensive quality control/assistant LBs during the 2018 season. In 2019, took on the added responsibility of game management
- ▶ In 2017, helped Philadelphia's coaching efforts to overcome the loss of LB **Jordan Hicks** due to injury in Week 7 by preparing **Nigel Bradham** to take over the radio and call the defense. Bradham led all Eagles LBs with 85 tackles and a career-high 8 PDs in the regular season, while adding 12 tackles and 1.0 sack during the team's **Super Bowl LII**-winning postseason run
- ▶ Prior to his work with the Eagles, spent three seasons (2012-14) as an assistant coach at the Belmont Hill School (Belmont, MA)
- ▶ Served as a scouting intern for the Dallas Cowboys in 2013
- ▶ Played running back at Dartmouth College



LUKE THOMPSON

ASSISTANT SPECIAL TEAMS

NFL Experience: 2nd season (2nd with Eagles)

College: Assumption College

Hometown: Worcester, MA

- ▶ Joined the Eagles' coaching staff as an assistant special teams coach during the 2019 offseason
- ▶ Helped guide **Rick Lovato** to his first Pro Bowl selection in 2019 after helping **Jake Elliott** establish a career-high 84.6% FG percentage and **Cameron Johnston** produce Top 10 finishes in gross (46.4, 9th) and net (42.3, 8th) punting averages. Lovato became just the third Pro Bowl long snapper in franchise history
- ▶ Coached in the collegiate ranks for 20 years
- ▶ Prior to the Eagles, served as Lafayette College's defensive coordinator and LBs coach from 2017-18. In his first season with Lafayette, the Leopards defense averaged 15.8 points allowed per game in Patriot League play and led the league in takeaways
- ▶ Had two coaching stints at Georgetown University. Originally joined the Hoyas staff as a special teams coordinator/LBs coach from 2006-11, and then returned from 2014-16 as the program's defensive coordinator/LBs coach
- ▶ Between stints at Georgetown, served as the special teams coordinator and LBs coach for Army from 2012-13
- ▶ A graduate of Assumption College, began his coaching career in 1998 as the OL/TEs coach at Bowdoin College. Also coached at Holy Cross, Amherst College and Harvard University



JOE PANNUNZIO

DIRECTOR OF TEAM DEVELOPMENT

NFL Experience: 4th season (4th with Eagles)

College: Southern Colorado

Hometown: Pueblo, CO

- ▶ Re-joined the Eagles' coaching staff as the team's director of team development during the 2019 offseason after serving as the special teams coordinator/TEs coach (2017) and RBs coach (2018) at the University of Alabama. Worked as Philadelphia's director of personnel operations from 2015-16
- ▶ Before entering the NFL, spent four years (2011-14) as Alabama's director of football operations
- ▶ Worked as the TEs coach/special teams coordinator at the University of Miami (FL) from 2006-10. With the Hurricanes, tutored players such as **Greg Olsen** and **Jimmy Graham**
- ▶ Served as the head coach at Murray State from 2000-05 and captained the Racers to the 2002 Ohio Valley championship and an NCAA Subdivision playoff appearance
- ▶ Coached under **Tommy Tuberville** at both Auburn (1999) and Mississippi (19985-98), working with the TEs and special teams units with both programs. Also served in the same capacity under **Jim Wacker** at Minnesota (1992-94). Held the title of OL/TEs/special teams coach under Wacker at TCU (1990-91)
- ▶ Held two stints at Mesa (CO) College (1982-84, 1987-90)
- ▶ Began his coaching career as the WRs coach at his alma mater, Southern Colorado, in 1981



NICK WILLIAMS

COACHES ASSISTANT

NFL Experience: 3rd season (3rd with Eagles)

College: Humboldt State

Hometown: Rocklin, CA

- ▶ Hired as a coaches assistant during the 2018 offseason and has spent each of the last three years with the Eagles in that role
- ▶ Joined Philadelphia following a three-year stint with the coaching staff at his alma mater Humboldt State (Arcata, CA)
- ▶ Began his coaching career as a RBs coach at Humboldt State in 2015, when the Lumberjacks won the Great Northwest Athletic Conference championship and also advanced to the Division II playoffs for the first time in over 40 years
- ▶ Transitioned to working as Humboldt State's WRs coach in 2016 and then served as the program's WRs and RBs coach in 2017
- ▶ Played collegiately as a WR at Humboldt State from 2011-13 and was a member of the 2011 GNAC championship team

FRONT OFFICE DIRECTORY



EXECUTIVE ADMINISTRATION

Jeffrey Lurie	Chairman and Chief Executive Officer
Don Smolenski	President
Aileen Dagrosa	Senior Vice President, General Counsel
Catherine Carlson	Senior Vice President, Revenue and Strategy
Frank Gumieny	Senior Vice President, Chief Financial Officer
Jen Kavanagh	Senior Vice President, Media and Marketing
Jason Miller	Senior Vice President of Operations

EXECUTIVE ADMINISTRATION SUPPORT

Tina D'Orazio	Chief of Staff, Office of the Chairman and CEO
Lee Ann Hartley	Director, Office of the Chairman and CEO
Phillip Boyle	Executive Driver
Daniel Goldsmith	Business Manager
Katy Moroz	Executive Assistant
Liz Reed	Executive Assistant to President
Alexandra Rosetti	Administrative Assistant, Office of the Chairman and CEO
Tara Sutphen	Executive Assistant, Office of the Chairman and CEO
Jessica Teson	Executive Assistant

FOOTBALL OPERATIONS

Howie Roseman	Executive Vice President/General Manager
Anthony Cozzi	Vice President of Software Innovation
Greg Delimitros	Vice President of Equipment Operations
Dom DiSandro	Vice President of Team Security/ Chief Security Officer
Patrick Dolan	Vice President of Football Technology
Jon Ferrari	Vice President of Football Operations and Compliance
Alec Halaby	Vice President of Football Operations and Strategy
Jake Rosenberg	Vice President of Football Administration
Kevin Dougherty	Director of Video Operations
Bryce Johnston	Director of Football Administration
Paul Lancaster	Director of Player Engagement
Dan Ryan	Director of Team Travel and Football Logistics
Connor Barwin	Special Assistant to the General Manager
Katie David	Football Operations Director
Catherine Raiche	Football Operations/Player Personnel Coordinator
Craig Blake	Assistant Equipment Manager
Nick Church	Lead Software Innovator
James Gilman	Senior Quantitative Analyst
Peter Gould	Equipment Assistant
Jon Liu	Football Operations Analyst
Meghan O'Donnell	Analyst
Ryan Maddocks	Manager of Video Operations
Kevin Mahon	Video Projects Coordinator
Kathy Mair	Player Resource Coordinator
Edward Miller	Assistant Equipment Manager
Chase Perlen	Senior Quantitative Analyst
Tom Rossi	Assistant Director of Football Technology
Paige Schuck	Player Personnel Executive Assistant

SCOUTING

Andy Weidl	Vice President of Player Personnel
Jeremiah Washburn	Director of Player Personnel/ Senior Defensive Assistant
Tom Donahoe	Senior Football Advisor
Ian Cunningham	Assistant Director of Player Personnel

Anthony Patch	Senior Director of College Scouting
Brandon Brown	Director of Pro Scouting
Alan Wolking	Director of College Scouting
T.J. McCreight	Player Personnel Executive
Max Gruder	Assistant Director of Pro Scouting
Shawn Heinlen	Southwest Area Scout
Ryan Myers	West Coast Area Scout
Jim Ward	Midwest Area Scout
Phil Bhaya	Northeast Area Scout
Matt Holland	Senior Pro Scout
Casey Weidl	Director of Scouting Operations
Lee DiValerio	NFS Scout
Ameena Soliman	Player Personnel Coordinator

SPORTS MEDICINE AND PERFORMANCE

Tom Hunkele	Director of Sports Medicine/ Head Athletic Trainer
Ted Rath	Director of Sports Performance
James Hanisch	Director of Performance Science
Josh Hingst	Head Strength and Conditioning Coach
Jerome Reid	Senior Athletic Trainer
Joseph O'Pella	Associate Athletic Trainer
Stephanie Coppola	Performance Nutrition Assistant
Steven Feldman	Physical Therapist/Assistant Athletic Trainer
Keith Gray	Assistant Strength and Conditioning Coach
Edward Grayer	Assistant Strength and Conditioning Coach
Trey Kunz	Performance Physical Therapist
Patrick McDowell	Assistant Strength and Conditioning Coach
Mike Minnis	Coordinator of Performance Nutrition/ Assistant Strength and Conditioning Coach
Ben Wagner	Assistant Strength and Conditioning Coach
Monte Wong	Physical Therapist/Assistant Athletic Trainer

ACCOUNTING

Greg McDonald	Vice President, Financial Operations
Tony Orazi	Vice President, Financial Reporting
Denise Bailey	Accounts Receivable Coordinator
Greg Krug	Financial Analyst
Alison Neville	Accounting Coordinator
Kathleen Rosi	Accounts Payable Manager
Andrea Sorli	Controller

HUMAN RESOURCES

Kristie Pappal	Vice President of Human Resources
Erik Rausch	Director of Human Resources
Michele Braughton	Front Office Receptionist
Colleen Scoles	Talent Acquisition Manager
Mary McCafferty	Administrative Coordinator, Human Resources
Kelly Whitt	HRIS Specialist

LEGAL

Marla Axelrod	Director of Legal and Government Affairs
---------------	--

EAGLES ENTERTAINMENT

Eric Long	Vice President of Content & Production
Stacy Kelleher	Director of Production
Tanmay Patel	Director of Digital Technology
Samantha Wood	Director of Digital & Social
Julie Bacanskas	Digital Platforms Manager
Ray Doyle	Content & Production Manager
Chris Barletto	Senior Producer
Fran Duffy	Production Manager & On-Air Talent

FRONT OFFICE DIRECTORY



Dana Heberling..... Senior Editor
Joe Helder..... Feature Producer
Vaughn Johnson..... Digital Platforms Producer
Charlie Jordan..... Digital Platform Producer
Melissa Kelly..... Studio Producer
Peter Kelly..... Audio Engineer
Alessandra Lane..... Content Producer
Kiel Leggere..... Photographer & Motion Graphics Designer
Chris McPherson..... Content Manager & On-Air Talent
Mike O'Connor..... Senior Editor
Kelly Rafferty..... Live Event Manager
Nick Rotondi..... Senior Producer
Chris Rutledge..... Junior Web Developer
Dave Spadaro..... Eagles Insider
Jennifer White..... Media Assets Manager

PUBLIC RELATIONS

Brett Strohsacker..... Director of Public Relations
Anthony Bonagura..... Public Relations Manager
John Gonoude..... Public Relations Manager
Allison Waddington..... Public Relations Coordinator

COMMUNITY RELATIONS

Julie Hirshey..... Director of Community Relations
Carly Pennacchia..... Community Relations Manager
Carolyn DeLisi..... Community Relations and
Foundation Coordinator
Tori Kimberly..... Community Relations Coordinator
Daniel Levy..... Community Relations Coordinator

INFORMATION TECHNOLOGY

John Pawling..... Vice President of Information Technology
Bill Mizell..... Senior Network Administrator
Christian Coslett..... Assistant Network Administrator
Mike Gibboni..... Systems Administrator
Terrance Hopkins..... Technical Support Specialist
Scott Jaudas..... Telecommunications Administrator
Steve Jones..... Technical Support Specialist

MARKETING

Brian Papson..... Vice President of Marketing
Sean Flanagan..... Creative Director
Poorya Nayerahmadi..... Director of Marketing
Barbara Zaun..... Director of Entertainment Groups
Jessica Cashin..... Senior Advertising Coordinator
Christine Dorn..... Graphic Designer
Andrew Gerdes..... Marketing Coordinator
Kevin di Girolamo..... Assistant to SWOOP
Loraine Griffiths..... Graphic Designer
Denise Kozul..... Marketing and Executive Assistant
Matthew Schwenk..... Graphic Designer

SPECIAL EVENT SALES

Lynnette Camacho..... Special Events Sales Director

SALES AND SERVICES

Brian Napoli..... Vice President of Corporate Partnerships
Tracy Foster..... Vice President of Corporate Partner Activation
Greg DeLuca..... Vice President of Premium Development
and Services
Mat Warner..... Vice President of Premium Sales
Christian Molnar..... Director of Team Relationships

Maura Strohsacker..... Director of Corporate Partner Activation
Ernie Burrell..... Director of Corporate Partnerships
Pat Jeffries..... Premium Sales Manager
Donnie Lewis..... Account Executive, Premium Sales
Joe Malatesta..... Premium Sales Director
Drew Masciangelo..... Premium Sales and Services Manager
Ryan Cullen..... Corporate Partner Activation Coordinator
Amanda Groen..... Corporate Partner Activation Coordinator
John Henry..... Corporate Partner Activation Coordinator
Matt McKenna..... Account Executive
Nick Michaels..... Sr. Account Executive
Clark Minken..... Account Executive, Premium Sales
Jessica Philippou..... Premium Services Account Executive
Deanna Rothberg..... Senior Account Executive
Emma Rutherford..... Premium Services Account Executive
Emily Shields..... Corporate Partner Activation Coordinator
Jamie Solomon..... Premium Services Suite Manager
Brandon Sochovka..... Premium Services Coordinator
Carley St. Lucia..... Director of Corporate Partnerships
Erica Sorrels..... Senior Account Executive,
Corporate Partner Activation

FACILITIES AND STADIUM OPERATIONS

Ryan Hummel..... Vice President of Facilities Operations
J.P. Hayslip..... Director of Facilities Security
Koran Bae..... Facility Operations Coordinator
Otha Bledsoe..... Electrician
Tom Brennan..... Lincoln Financial Field Facility Manager
John Candelori..... Carpenter
Tom Caracciolo..... Conversion Manager
James Carter..... A/V Systems Engineer
Edward Dean..... Facilities
Chris DeBellis..... NovaCare Facility Manager
Fred DeVice..... Controls Technician
William Dunfee..... Plumber
Robert Ferrara..... Carpenter
Chris Fink..... Facility Project Assistant
Chris Golderer..... Steamfitter
Lou Giorla..... Carpenter/Foreman
Michael Hartman..... Carpenter
Bob Hellmuth..... Steamfitter
Shawn James..... Carpenter
Herbert Keyser..... Electrician/Foreman
Jim McGurk..... CMMS Administrator
Ray Murphy..... Plumber/Foreman
Jennifer Mastrangelo..... Operations Administration Manager
Darien Moore..... Conversion Coordinator
Greg Poda..... Concessions/Suites Operations Manager
Rich Prutzman..... Warehouse Supervisor
Tom Riley..... Steamfitter/Foreman
David Sullivan..... A/V Engineer
Bridget Waldron..... Facilities Security Coordinator
Stephen Weingarten..... Facilities Project Manager
Wayne Zarnowski..... Electrician

TICKET AND FAN SERVICES

Laini DeLawter..... Vice President of Ticket & Fan Services
Kevin Sorli..... Director of Ticketing
Norman Vosschulte..... Director of Fan Experience
Bridget Carrigan..... Assistant Manager, Ticket Operations
Brian Dea..... Fan Experience Manager

FRONT OFFICE DIRECTORY



Megan Knarr Fan Experience Coordinator
Jonathan Lehan Game Day Staff Payroll and
Scheduling Coordinator
Doug Lesser Ticket Operations Finance Manager
Nicole Luff Fan Experience Coordinator
Jim McCafferty Ticket Manager, Special Events
Catherine Whitmore Fan Services Manager
Hannah Wolfgang Ticket Operations Manager

MERCHANDISE

Emily McNichol Merchandise Director
Annie Bobbe Pro Shop Manager, Cherry Hill
Isaac Brubaker Rockvale Pro Shop Manager,
Inventory Control Specialist
Timothy Crouch Merchandise Manager
Devan Scheib Merchandise Coordinator, Rockvale
Vince Seaton Pro Shop Manager, Lincoln Financial Field

GROUNDS

Tony Leonard Director of Grounds
Brandon Bousema Assistant Sports Field Manager
Marc Corcoran Mechanic
Eddie Harbaugh Sports Field Manager
Chris Weaver Landscape Manager

EVENT OPERATIONS

Chris Sharkoski Director of Event Operations
Colette Brandt Events Coordinator
Colleen Geary Facility Security Manager
Kate Duggan Events Coordinator
Lauren Gress Event Operations Manager

CRM

Julia Fabiani CRM Manager

EAGLES AUTISM FOUNDATION

Ryan Hammond Executive Director
Megan Fesolovich Development Manager
Dominique Pinto Program Coordinator
Kirsten Saraceni Administrator of Scientific Programs and
Inclusion Initiatives
Meghan O'Donnell Communications Coordinator



PLAYER BIOS



FRONT OFFICE & COACHING STAFF

PLAYER BIOS

2019 EAGLES STATS

RECORD BOOK

ALL-TIME RESULTS

ALL-TIME ROSTERS

HONORS & HISTORY

YEAR-BY-YEAR STATS

OFF THE FIELD

6-2 | 225  2nd Year

DOB: Dec. 31, 1996 (Age 23)

Roebuck,
South CarolinaDorman
High School

Stanford

D2b-19 (57th overall)
by Philadelphia

THREE-STEP DROP

First job: Interned for former Secretary of State Condoleezza Rice while at Stanford**Bucket list:** Sitting front row at a Real Madrid vs. Barcelona soccer match**Surprisingly good at:** "I'm good at eating fast. All my friends think it's impressive how I'm always the first one to finish their food."**If he could play another sport, what team:** Basketball, Philadelphia 76ers**Favorite athlete growing up:** Cristiano Ronaldo**Favorite meal:** Spaghetti fettuccine with either chicken or shrimp**Favorite music:** Hip-hop**Moment left starstruck:**

"When I was in high school, we had a 7-on-7 tournament and Steve Smith was there. He came up, spoke to me, and handed me his game gloves. He was giving me advice and I didn't hear anything because I was just too starstruck."



J.J. Arcega-Whiteside (pronounced are-THAY-guh) was originally selected by the Eagles in the 2nd round (57th overall) of the 2019 NFL Draft. He played collegiately at Stanford, where he produced the 2nd-most receiving TDs (28) in school history and earned All-Pac-12 honors after leading the conference in receiving TDs (14) and ranking 3rd in receiving yards (1,059) as a junior in 2018.

MOST RECEIVING TDs
NCAA FBS PLAYERS IN 2018

John Ursua (Hawaii)	16
David Sills (West Virginia)	15
Jerry Jeudy (Alabama)	14
J.J. Arcega-Whiteside* (Stan.)	14
P. Williams (Colorado St.)	14

* Led Pac-12 Conference

MOST RECEIVING YARDS
PAC-12 PLAYERS IN 2018

Dillon Mitchell (Oregon)	1,184
N'Keal Harry (ASU)	1,088
J.J. Arcega-Whiteside (Stan.)	1,059
Laviska Shenault (Colorado)	1,011
Caleb Wilson (UCLA)	965

SEASON HIGHLIGHTS

2019 - PHILADELPHIA (16/5, 1/0)

- ▶ Finished his rookie season with 10 receptions for 169 yards (16.9 avg.) and 1 TD, including 4 catches for 20+ yards
- ▶ Caught his first career TD on a 15-yard pass from **Carson Wentz** that gave the Eagles a 21-14 lead with 6 seconds remaining in the first half at Mia. (12/1/19)

COLLEGE HIGHLIGHTS

- ▶ Totaled 135 receptions for 2,219 yards (16.4 avg.) and 28 TDs in 33 career games. Finished with the 2nd-most receiving TDs in school history, behind **Ken Margerum** (30, 1977-80)
- ▶ Garnered All-Pac-12 honors after tying for the 3rd-most receiving TDs (14) among NCAA FBS players and producing the 3rd-most receiving yards (1,059) in the conference as a junior. Led his team with a career-high 63 receptions



CAREER STATISTICS

Year	Team	GP/S	RECEIVING					OFF SNAPS	
			Rec	Yds	Avg	Lg	TD	No	Pct
2019	Philadelphia	16/5	10	169	16.9	30	1	492	42%
Totals		16/5	10	169	16.9	30	1	---	---

PLAYOFFS

2019	Philadelphia	1/0	0	0	---	---	0	12	17%
Totals		1/0	0	0	---	---	0	---	---

ADDITIONAL STATISTICS

Fumble Recovery: 1 - 12/15/19 at Was.

CAREER HIGHS

Receptions	2	3x; last: 12/22/19 vs Dal
Receiving Yards	43	11/24/19 vs Sea
Receiving Long	30	11/24/19 vs Sea
Receiving TDs	1	12/01/19 at Mia

BIRDSEED

Arcega-Whiteside majored in international relations while at Stanford and interned at the office of Condoleezza Rice. He delivered mail, screened calls and responded to emails on behalf of Rice throughout his internship.

Arcega-Whiteside was born in Zaragoza, Spain, and moved to South Carolina at age 6. He learned English as a third language and has lived in several countries, including the United States, Spain, Portugal and Italy. He is the son of Joaquin Arcega and Valorie Whiteside, who both played basketball professionally overseas.

Arcega-Whiteside prepped at Dorman (SC) High School, where he was the school's career leader in receptions (207), receiving yards (3,779) and TDs (38), while averaging 18.2 yards per catch as a three-year varsity starter. He also lettered in basketball and track and field.

[@jjarcega_22](#) [@jjarcega_22](#)

2019 GAME-BY-GAME STATISTICS (PHI)

Date	Opp	GP/S	RECEIVING					SNAPS	
			Rec	Yds	Avg	Lg	TD	No	Pct
Sep 8	Was	W	1/0	0	0	---	---	0	5 7%
Sep 15	at Atl	L	1/0	1	4	4.0	4	0	75 93%
Sep 22	Det	L	1/1	1	10	10.0	10	0	55 72%
Sep 26	at GB	W	1/0	0	0	---	---	0	6 10%
Oct 6	NYJ	W	1/0	0	0	---	---	0	2 3%
Oct 13	at Min	L	1/0	0	0	---	---	0	5 8%
Oct 20	at Dal	L	1/0	0	0	---	---	0	12 20%
Oct 27	at Buf	W	1/0	0	0	---	---	0	4 5%
Nov 3	Chi	W	1/0	0	0	---	---	0	15 17%
Nov 17	NE	L	1/0	1	29	29.0	29	0	19 25%
Nov 24	Sea	L	1/1	2	43	21.5	30	0	54 71%
Dec 1	at Mia	L	1/0	1	15	15.0	15	1	27 38%
Dec 9	NYG	W	1/1	2	29	14.5	22	0	80 90%
Dec 15	at Was	W	1/1	0	0	---	---	0	71 92%
Dec 22	Dal	W	1/1	2	39	19.5	27	0	45 62%
Dec 29	at NYG	W	1/0	0	0	---	---	0	17 23%
Totals		16/5	10	169	16.9	30	1	492	42%

PLAYOFFS

Jan 5	Sea	L	1/0	0	0	---	---	0	12 17%
Totals		1/0	0	0	---	---	0	12	17%



COLLEGE HIGHLIGHTS (Continued)

- ▶ Earned All-Pac-12 honorable mention accolades following his sophomore season in 2017, when he posted a team-high 48 receptions for 781 yards (16.3 avg.) and 9 TDs
- ▶ Produced 24 receptions for 379 yards (15.8 avg.) and a team-leading 5 TDs in 12 games as a redshirt freshman in 2016

TRANSACTIONS

2019 Drafted by PHI in 2nd round (57th overall)
Signed 4-year contract



6-0 | 250 **3rd Year**
DOB: April 26, 1995 (Age 25)



**Grenada,
Mississippi**

**Grenada
High School**



Memphis
D5-18 (150th overall)
by Cleveland
Acquired: T-Cle-19

BIRDSEED

Avery attended Grenada (MS) High School, where he was named to the *Clarion-Ledger* 2013 All-State Team and received MVP of Mississippi 6A Region honors after tallying 75 tackles, 3.5 sacks and 2 FFs as a senior. Avery also had 111 tackles, 6.0 sacks and 5 FFs as a junior, earning Class 6A All-State accolades. He was a Class 6A state champion powerlifter as well as a four-year letterwinner in track and field.

@AveryGenard @genardavery

THREE-STEP DROP

When not playing football, he enjoys:
 Cutting grass and other farm work

If he wasn't a football player, he'd be:
 Working with children

Favorite movie: *American Gangster*

Favorite TV show:
The Bernie Mac Show



Genard Avery (pronounced juh-NARD) was acquired by the Eagles in a trade with the Browns during Week 9 of the 2019 season. Originally selected by Cleveland in the 5th round (150th overall) of the 2018 NFL Draft, Avery finished his rookie campaign with 4.5 sacks. He played collegiately at Memphis, where he produced the 2nd-most TFLs (45.5) and 3rd-most sacks (21.5) in school history.

MOST SACKS

NFL ROOKIES IN 2018

Bradley Chubb (Den.)	12.0
Darius Leonard (Ind.)	7.0
Sam Hubbard (Cin.)	6.0
B.J. Hill (NYG)	5.5
Da'Ron Payne (Was.)	5.0
Roquan Smith (Chi.)	5.0
Genard Avery (Cle.)	4.5
Several players tied	4.5

SEASON HIGHLIGHTS

2019 - CLEV. & PHILA. (10/0, 0/0)

- ▶ Played in 147 special teams snaps (32%) and totaled 3 special teams tackles in his debut season with the Eagles. Also saw action in 33 defensive snaps (3%) and recorded 3 tackles (2 solo), 1 TFL and 0.5 sacks

2018 - CLEVELAND (16/5)

- ▶ Finished his debut season with the 7th-most sacks (4.5, tied) by an NFL rookie. Also produced 39 tackles (29 solo), 5 TFLs, 4 PDs, 1 FF and 1 FR
- ▶ Recovered a fumble in his first career start at TB (10/21/18)
- ▶ With less than one minute remaining in overtime, registered a strip-sack of Steelers QB **Ben Roethlisberger** in his NFL debut at Pit. (9/9/18). The fumble was recovered by **Joe Schobert** and preserved the tie

COLLEGE HIGHLIGHTS

- ▶ Played in 50 career games (34 starts) at Memphis and finished with 232 tackles, 7 PDs, 4 FFs and 1 FR. Also returned 2 INTs for TDs



CAREER STATISTICS

Year	Team	GP/S	TACKLES					PASS DEFENSE						FUMBLES			DEF SNAPS	
			Total	Solo	Asst	TFL	Sacks	Int	Yds	Lg	TD	PD	QPH	FF	FR	Yds	No	Pct
2018	Cleveland	16/5	39	29	10	5	4.5	0	0	--	0	4	14	1	1	5	684	58%
2019	Cleveland	2/0	1	1	0	0	0.0	0	0	--	0	0	0	0	0	0	5	1%
	Philadelphia	8/0	2	1	1	1	0.5	0	0	--	0	0	1	0	0	0	33	3%
	Totals	10/0	3	2	1	1	0.5	0	0	--	0	0	1	0	0	0	---	---
Totals		26/5	42	31	11	6	5.0	0	0	--	0	4	15	1	1	5	---	---

PLAYOFFS

2019	Philadelphia	0/0	0	0	0	0	0.0	0	0	--	0	0	0	0	0	0	0	0%
Totals		0/0	0	0	0	0	0.0	0	0	--	0	0	0	0	0	0	---	---

ADDITIONAL STATISTICS

Special Teams Tackles: 4 - 2019 (3), 2018 (1)

CAREER HIGHS

Tackles	4	5x, last: 12/23/18 vs. Cin.
Sacks	1.0	4x, last: 12/23/18 vs. Cin.
INTs	--	---
PDs	1	4x, last: 12/23/18 vs. Cin.
FFs	1	9/9/18 vs. Pit.
FRs	1	10/21/18 at TB

COLLEGE HIGHLIGHTS (Continued)

- ▶ Ranked 2nd in school history with 45.5 career TFLs as well as 3rd all-time with 21.5 career sacks
- ▶ As a senior in 2017, registered 7.0 sacks and established a Memphis single-season record with 22 TFLs. Posted 2 INT-TDs and led the team with 5.0 sacks as a junior in 2016

TRANSACTIONS

- 2018** Drafted by CLE in 5th round (150th overall)
Signed 4-year contract
- 10/28/19** Acquired by PHI from CLE in exchange for an undisclosed draft choice in 2021

2019 GAME-BY-GAME STATISTICS (CLE & PHI)

Date	Opp	GP/S	Tot	Solo	Sk	Int	PD	FF	FR	Snaps	Pct
Sep 8	Ten	L	0/0								
Sep 16	at NYJ	W	0/0								
Sep 22	LAR	L	1/0	1	1	0.0	0	0	0	2	3%
Sep 29	at Bal	W	0/0								
Oct 7	at SF	L	0/0								
Oct 13	Sea	L	0/0								
Oct 27	at NE	L	1/0	0	0	0.0	0	0	0	3	4%
ACQUIRED BY PHILADELPHIA FROM CLEVELAND (10/28/19)											
Nov 3	Chi	W	1/0	2	1	0.5	0	0	0	3	7%
Nov 17	NE	L	1/0	0	0	0.0	0	0	0	10	14%
Nov 24	Sea	L	1/0	0	0	0.0	0	0	0	2	3%
Dec 1	at Mia	L	1/0	0	0	0.0	0	0	0	5	7%
Dec 9	NYG	W	1/0	0	0	0.0	0	0	0	0	0%
Dec 15	at Was	W	1/0	0	0	0.0	0	0	0	4	8%
Dec 22	Dal	W	1/0	0	0	0.0	0	0	0	0	0%
Dec 29	at NYG	W	1/0	0	0	0.0	0	0	0	9	13%
Totals		10/0	3	2	0.5	0	0	0	0	---	---
PLAYOFFS											
Jan 5	Sea	L	0/0								
Totals		0/0	0	0	0.0	0	0	0	0	0	0%





2018 GAME-BY-GAME STATISTICS (CLE)

Date	Opp		GP/S	Tot	Solo	Sk	Int	PD	FF	FR	Snap	Pct
Sep 9	Pit	T	1/0	4	3	1.0	0	0	1	0	43	51%
Sep 16	at NO	L	1/0	1	1	0.0	0	0	0	0	21	32%
Sep 20	NYJ	W	1/0	1	1	0.0	0	1	0	0	36	57%
Sep 30	at Oak	L	1/0	3	2	0.5	0	0	0	0	42	46%
Oct 7	Bal	W	1/0	1	1	0.0	0	1	0	0	32	37%
Oct 14	LAC	L	1/0	0	0	0.0	0	0	0	0	23	38%
Oct 21	at TB	L	1/1	2	2	0.0	0	0	0	1	74	78%
Oct 28	at Pit	L	1/1	1	1	0.0	0	0	0	0	52	73%
Nov 4	KC	L	1/1	3	3	1.0	0	0	0	0	40	64%
Nov 11	Atl	W	1/0	3	1	0.0	0	0	0	0	53	71%
Nov 25	at Cin	W	1/1	4	3	0.0	0	0	0	0	49	66%
Dec 2	at Hou	L	1/0	3	1	1.0	0	0	0	0	33	43%
Dec 9	Car	W	1/1	4	2	0.0	0	1	0	0	60	81%
Dec 15	at Den	W	1/0	4	4	0.0	0	0	0	0	57	78%
Dec 23	Cin	W	1/0	4	3	1.0	0	1	0	0	39	83%
Dec 30	at Bal	L	1/0	1	1	0.0	0	0	0	0	30	39%
Totals			16/5	39	29	4.5	0	4	1	1	684	58%





6-3 | 259  **4th Year**
DOB: June 25, 1996 (Age 24)

**Brentwood,
Tennessee**

**Brentwood
Academy**



Tennessee
*D1-17 (14th overall)
 by Philadelphia*

QB PRESSURES & HITS

EAGLES PLAYERS IN 2019

34	Fletcher Cox
34	Vinny Curry
34	Brandon Graham
32	Derek Barnett*
29	Josh Sweat

** Tied career high (also 2017)*

THREE-STEP DROP

First job: Worked on a farm cutting grass and weeding

Bucket list: Travel to Africa

Prized possessions: His old college and high school jerseys

Desired talent: Ability to sing

Best player he ever lined up against:
 Jason Peters in practice

Player he models his game after:
 Michael Bennett

Favorite movie: *Boyz n the Hood*

Favorite meal: Crab legs



2017

Originally selected by the Eagles with the 14th-overall pick in the 2017 NFL Draft, **Derek Barnett** registered career highs in tackles (40), TFLs (11), sacks (6.5), FFs (2) and QB pressures and hits (32, tied) during the 2019 season. Barnett recovered the **Tom Brady** fumble forced by **Brandon Graham** in Super Bowl LII, which is regarded as one of the most important plays in franchise history.

MOST SACKS

EAGLES PLAYERS IN 2019

Brandon Graham	8.5
Derek Barnett*	6.5
Vinny Curry	5.0
Josh Sweat	4.0
Fletcher Cox	3.5

** Career high*

TACKLES FOR LOSS

EAGLES PLAYERS IN 2019

Brandon Graham	18
Derek Barnett*	11
Fletcher Cox	11
Malcolm Jenkins	8
Josh Sweat	8

** Career high*

CAREER HIGHLIGHTS

- ▶ Named to the **PFWA All-Rookie Team** in 2017 after producing the most sacks (5.0) by an Eagles rookie since **Fletcher Cox** (5.5) during the 2012 season
- ▶ Delivered on one of the most important plays in Eagles history when he recovered the fumble on **Brandon Graham**'s fourth-quarter strip-sack of Patriots QB **Tom Brady** in **Super Bowl LII**. The take-away set up a 46-yard FG by **Jake Elliott** that gave the Eagles a 41-33 lead with 1:05 remaining in the game

SEASON HIGHLIGHTS

2019 - PHILADELPHIA (14/14, 1/1)

- ▶ Produced career highs in tackles (40), TFLs (11), sacks (6.5), QB pressures and hits (32, tied) and FFs (2)





CAREER STATISTICS

Year	Team	GP/S	TACKLES					PASS DEFENSE						FUMBLES			DEF SNAPS	
			Total	Solo	Asst	TFL	Sacks	Int	Yds	Lg	TD	PD	QPH	FF	FR	Yds	No	Pct
2017	Philadelphia	15/0	25	18	7	9	5.0	0	0	--	0	0	32	1	2	0	424	41%
2018	Philadelphia	6/6	19	13	6	4	2.5	0	0	--	0	0	15	0	0	0	235	23%
2019	Philadelphia	14/14	40	27	13	11	6.5	0	0	--	0	0	32	2	0	0	712	69%
Totals		35/20	84	58	26	24	14.0	0	0	--	0	0	79	3	2	0	---	---

PLAYOFFS

2017	Philadelphia	3/0	3	3	0	1	1.0	0	0	--	0	0	8	1	1	-3	83	40%
2018	Philadelphia	0/0	INJURED RESERVE (SHOULDER) (10/25/18)															
2019	Philadelphia	1/1	3	1	2	0	0.0	0	0	--	0	0	3	0	0	0	56	88%
Totals		4/1	6	4	2	1	1.0	0	0	--	0	0	11	1	1	-3	---	---

ADDITIONAL STATISTICS

Fumble Recovery TD: 1 - 12/25/17 vs. Oak. **Blocked FG:** 1 - 10/29/17 vs. SF (49ers K Robbie Gould) **Blocked FG Recovery:** 1 - 10/29/17 vs. SF

Blocked PAT: 2 - 10/27/19 at Buf. (Bills K Stephen Hauschka) & 12/17/17 at NYG (Giants K Aldrick Rosas)

CAREER HIGHS

Tackles	6	2x, last: 12/1/19 at Mia.
Sacks	2.0	3x, last: 12/29/19 at NYG
INTs	--	---
PDs	--	---
FFs	1	4x, last: 10/27/19 at Buf.
FRs	1	3x, last: 2/4/18 at NE (SB)

MULTI-SACK GAMES (4)

Date	Opponent	Sacks
12/29/19	at New York Giants (W, 34-17)	2.0
11/19/17	at Dallas Cowboys (W, 37-9)	2.0
10/23/17	vs. Washington (W, 34-24)	2.0
9/23/18	vs. Indianapolis Colts (W, 20-16)	1.5

SEASON HIGHLIGHTS (Continued)

- ▶ His 6.5 sacks and 11 TFLs ranked 2nd on the Eagles defense, trailing only **Brandon Graham** (8.5 sacks, 18 TFLs) in each category. Also ranked 4th on the team in QB pressures and hits, behind **Fletcher Cox** (34), **Vinny Curry** (34) and **Graham** (34)
- ▶ Brought down Giants QB **Daniel Jones** twice in the 34-17, division-clinching win at NYG (12/29/19)
- ▶ Combined with **Fletcher Cox** to sack and force a fumble against Bills QB **Josh Allen** in the 31-13 victory at Buf. (10/27/19). Also blocked a PAT attempt by Bills K **Stephen Hauschka**

2018 - PHILADELPHIA (6/6, 0/0)

- ▶ Totaled 19 tackles (13 solo), 4 TFLs, 2.5 sacks and 15 QB pressures and hits before being placed on Injured Reserve
- ▶ Registered 1.5 sacks against Colts QB **Andrew Luck** in the 20-16 win vs. Ind. (9/23/18)

2017 - PHILADELPHIA (15/0, 3/0)

- ▶ Named to the **PFWA All-Rookie Team** after producing the most sacks (5.0) by an Eagles rookie since **Fletcher Cox** (5.5) in 2012
- ▶ Delivered on one of the most important plays in Eagles history when recovered the fumble on **Brandon Graham's** fourth-quarter strip-sack of Patriots QB **Tom Brady** in **Super Bowl LII**. The takeaway set up a 46-yard FG by **Jake Elliott** that gave the Eagles a 41-33 lead with 1:05 remaining in the game
- ▶ Strip-sacked QB **Case Keenum** (recovered by **Chris Long**) to halt a Vikings red zone drive in the NFC Championship win vs. Min. (1/21/18). Became the first Eagles rookie to record a strip-sack in a playoff game since **Derrick Burgess** on 1/27/02 at St. Louis (Rams QB **Kurt Warner**). The takeaway set up a 76-yard TD drive that gave the Eagles a 21-7 advantage
- ▶ Capped off the Eagles' 19-10 victory vs. Oak. (12/25/17) with a 23-yard fumble recovery TD as time expired. Became the first Eagles rookie to register a fumble recovery TD since **Brian Rolle** on 11/7/11 vs. Chicago (22-yard TD)
- ▶ Blocked a PAT attempt by Giants K **Aldrick Rosas** in the 34-29 win at NYG (12/17/17). According to Elias Sports, the Eagles became the first NFL team to block a punt, FG and PAT in the same game since the Buffalo Bills on 11/24/91 at New England (blocked 2 FGs, 1 PAT and 1 punt)





2019 GAME-BY-GAME STATISTICS (PHI)

Date	Opp	GP/S	Tot	Solo	Sk	Int	PD	FF	FR	Snap	Pct
Sep 8	Was	W	1/1	4	3	0.0	0	0	0	52	81%
Sep 15	at Atl	L	1/1	3	3	0.0	0	0	0	50	76%
Sep 22	Det	L	1/1	3	2	0.0	0	0	0	43	67%
Sep 26	at GB	W	1/1	4	3	1.0	0	0	1	61	75%
Oct 6	NYJ	W	1/1	2	2	1.0	0	0	0	43	73%
Oct 13	at Min	L	1/1	2	1	0.0	0	0	0	57	80%
Oct 20	at Dal	L	1/1	2	2	1.0	0	0	0	53	76%
Oct 27	at Buf	W	1/1	2	0	0.5	0	0	1	53	85%
Nov 3	Chi	W	1/1	2	0	0.0	0	0	0	36	80%
Nov 17	NE	L	1/1	6	1	0.0	0	0	0	65	88%
Nov 24	Sea	L	1/1	1	1	0.0	0	0	0	53	82%
Dec 1	at Mia	L	1/1	6	6	1.0	0	0	0	50	69%
Dec 9	NYG	W	0/0	INACTIVE (ANKLE)							
Dec 15	at Was	W	0/0	INACTIVE (ANKLE)							
Dec 22	Dal	W	1/1	1	1	0.0	0	0	0	45	73%
Dec 29	at NYG	W	1/1	2	2	2.0	0	0	0	51	69%
Totals			14/14	40	27	6.5	0	0	2	712	69%
PLAYOFFS											
Jan 5	Sea	L	1/1	3	1	0.0	0	0	0	56	88%
Totals			1/1	3	1	0.0	0	0	0	56	88%

SEASON HIGHLIGHTS (Continued)

- ▶ Led the Eagles with a career-high-tying 2.0 sacks in the 37-9 victory at Dal. (11/19/17), including his first career strip-sack (Cowboys QB **Dak Prescott**) that resulted in a 37-yard fumble recovery TD by **Nigel Bradham**
- ▶ Blocked and recovered a 49ers K **Robbie Gould** FG attempt in the third quarter of the 33-10 win vs. SF (10/29/17)
- ▶ Posted a career-high 2.0 sacks vs. Was. (10/23/17)
- ▶ Recovered his first career fumble after **Chris Long** strip-sacked Chargers QB **Philip Rivers** at LAC (10/1/17)

COLLEGE HIGHLIGHTS

- ▶ Played in 39 games (36 starts) during his three-year career at Tennessee, where he set a new school record with 33.0 career sacks. Surpassed the previous record of 32.0 set by Pro Football Hall of Famer and Eagles legend **Reggie White** (1980-83)
- ▶ Compiled 52 TFLs in his career, finishing 2nd all-time in school history behind **Leonard Little** (53 from 1995-97)
- ▶ Earned first-team All-America honors from the *Associated Press* as a junior in 2016 after registering a career-high 13.0 sacks with 56 total tackles, 19 TFLs, 16 hurries and 2 FFs
- ▶ Named second-team All-SEC by the *Associated Press* after leading the team with 10.0 sacks as a sophomore in 2015
- ▶ Named second-team All-SEC by the *Associated Press* as a freshman in 2014. Earned Freshman All-America honors and was selected to the Freshman All-SEC team. Set true-freshman school records with 10.0 sacks and 20.5 TFLs

TRANSACTIONS

- 2017** Drafted by PHI in 1st round (14th overall)
Signed 4-year contract
- 10/25/18** Placed on Injured Reserve (shoulder)



MOTHER'S INSPIRATION

Barnett considers his mother, Christine, his best friend and inspiration. Christine, who works in a UPS warehouse and at times has held three jobs to support her children, instilled a humble attitude in Barnett at an early age.

"She always told me, 'Stay humble and put your head down and just work.' I think I get that attitude from her. Even though she worked a lot, she was still always there and made sure I had everything I needed."

Barnett noted in his pre-draft *Players' Tribune* article that his mother deserves to be taken care of for all of her hard work, but she admirably prefers to live her life as usual.

"She's already told me that she's going to keep her same job at the UPS warehouse — on her feet, sweating, sorting packages on a tight deadline — even after I make it to the league."

REGGIE WHITE'S RECORD

As a junior at the University of Tennessee in 2016, Barnett set a new school record with 33.0 career sacks, surpassing the previous record of 32.0 set by Pro Football Hall of Famer and Eagles legend **Reggie White** (1980-83). After breaking the record, Barnett received a phone call from Sara White.

"She congratulated me on everything I've accomplished. Even though I broke the record, I told her Reggie is still Reggie. I don't think I'm better than Reggie. It meant a lot."

Barnett admires the games of several other NFL players, past and present. "I like watching Michael Bennett play. I like his demeanor. He uses his hands very well. When I was younger, [Pro Football Hall of Famer and former Giants DE] Michael Strahan was one of the best to do it. I look up to a lot of those guys."

BIRDSEED

Barnett prepped at Brentwood Academy (TN), where he earned all-state honors as a DE. As a senior, Barnett recorded 60 tackles, 18 TFL, 5.5 sacks and 1 FF and helped lead his team to a state semifinal berth. Barnett began playing football at an early age as both a G and DE. He developed an immediate love for the game.

"The first time I picked it up, I started playing football in fifth grade, and I always used to play backyard football when I was younger. When I picked it up the first day of practice I had a blast, and I knew I was going to go a long way with it."

Barnett majored in communication studies at Tennessee.



2018 GAME-BY-GAME STATISTICS (PHI)

Date	Opp	GP/S	Tot	Solo	Sk	Int	PD	FF	FR	Snap	Pct
Sep 6	Atl	W	1/1	2	1	0.0	0	0	0	40	57%
Sep 16	at TB	L	1/1	5	3	0.0	0	0	0	35	60%
Sep 23	Ind	W	1/1	5	3	1.5	0	0	0	38	64%
Sep 30	at Ten	L	1/1	3	2	1.0	0	0	0	54	76%
Oct 7	Min	L	0/0	INACTIVE (SHOULDER)							
Oct 11	at NYG	W	1/1	2	2	0.0	0	0	0	31	48%
Oct 21	Car	L	1/1	2	2	0.0	0	0	0	37	63%
Oct 28	at Jax	W	0/0	INJURED RESERVE (SHOULDER)							
Nov 11	Dal	L	0/0	INJURED RESERVE (SHOULDER)							
Nov 18	at NO	L	0/0	INJURED RESERVE (SHOULDER)							
Nov 25	NYG	W	0/0	INJURED RESERVE (SHOULDER)							
Dec 3	Was	W	0/0	INJURED RESERVE (SHOULDER)							
Dec 9	at Dal	L	0/0	INJURED RESERVE (SHOULDER)							
Dec 16	at LAR	W	0/0	INJURED RESERVE (SHOULDER)							
Dec 23	Hou	W	0/0	INJURED RESERVE (SHOULDER)							
Dec 30	at Was	W	0/0	INJURED RESERVE (SHOULDER)							
Totals		6/6	19	13	2.5	0	0	0	0	235	23%
PLAYOFFS											
Jan 6	at Chi	W	0/0	INJURED RESERVE (SHOULDER)							
Jan 13	at NO	L	0/0	INJURED RESERVE (SHOULDER)							
Totals		0/0	0	0	0.0	0	0	0	0	0	0%

2017 GAME-BY-GAME STATISTICS (PHI)

Date	Opp	GP/S	Tot	Solo	Sk	Int	PD	FF	FR	Snap	Pct
Sep 10	at Was	W	1/0	2	2	0.0	0	0	0	26	41%
Sep 17	at KC	L	1/0	1	1	0.0	0	0	0	21	40%
Sep 24	NYG	W	1/0	0	0	0.0	0	0	0	26	38%
Oct 1	at LAC	W	1/0	3	2	0.0	0	0	0	24	42%
Oct 8	Ari	W	1/0	0	0	0.0	0	0	0	26	43%
Oct 12	at Car	W	1/0	2	0	0.5	0	0	0	39	48%
Oct 23	Was	W	1/0	3	3	2.0	0	0	0	36	56%
Oct 29	SF	W	1/0	2	2	0.0	0	0	0	34	52%
Nov 5	Den	W	1/0	3	3	0.0	0	0	0	29	45%
Nov 19	at Dal	W	1/0	4	2	2.0	0	0	1	32	51%
Nov 26	Chi	W	1/0	0	0	0.0	0	0	0	26	47%
Dec 3	at Sea	L	1/0	1	0	0.5	0	0	0	26	42%
Dec 10	at LAR	W	1/0	0	0	0.0	0	0	0	17	35%
Dec 17	at NYG	W	1/0	2	2	0.0	0	0	0	42	48%
Dec 25	Oak	W	1/0	2	1	0.0	0	0	1	20	29%
Dec 31	Dal	L	0/0	INACTIVE							
Totals		15/0	25	18	5.0	0	0	1	2	424	41%
PLAYOFFS											
Jan 13	Atl	W	1/0	0	0	0.0	0	0	0	16	25%
Jan 21	Min	W	1/0	2	2	1.0	0	0	1	33	49%
Feb 4	at NE	W	1/0	1	1	0.0	0	0	1	34	45%
Totals		3/0	3	3	1.0	0	0	1	1	83	40%



6-1 | 240 **Rookie**

DOB: April 8, 1997 (Age 23)

**Mount Holly,
New Jersey**



**Rancocas Valley
High School**



Temple

*D6a-20 (196th overall)
by Philadelphia*

THREE-STEP DROP

First job: IHOP

Bucket list: Travel to Bora Bora

**If he could play another sport,
what position/team:** Shooting
guard, Los Angeles Lakers

Player he models his game after:
Bobby Wagner

Favorite athletes growing up:
Ladanian Tomlinson, Kobe Bryant

Favorite quote: "You miss 100 percent
of the shots you don't take."
- Michael Jordan

Favorite movie: *Bad Boys*

Favorite TV show: *Martin*

Favorite music: Shy Glizzy, Tsu Surf,
Rod Wave, Lil Baby, G Herbo

Favorite meal: Crab legs

Favorite throwback jersey:
Kobe Bryant, Lower Merion
High School



Shaun Bradley was originally selected by the Eagles in the 6th round (196th overall) of the 2020 NFL Draft. A native of Mount Holly, NJ, Bradley was an All-AAC player at Temple University, totaling 256 tackles, 22 TFLs, 8 PDs, 3 INTs, 3 FFs, 1.0 sack and 1 FR in 50 career games. In 2019, he was named to the Chuck Bednarik Award and Bronko Nagurski Trophy watch lists.

MOST TACKLES

AAC LINEBACKERS IN 2019

Nate Evans (UCF)	112
C. Edmiston (Tulsa)	106
Diego Fagot (Navy)	100
R. McBryde (SMU)	99
Bryan Wright (Cin.)	99
Zaven Collins (Tulsa)	97
Shaun Bradley* (Temple)	87

* Career high

**IN 2019, BRADLEY
WAS NAMED TO THE
CHUCK BENDARIK AWARD
AND BRONKO NAGURSKI
TROPHY WATCH LISTS. HE
LED TEMPLE WITH A
CAREER-HIGH 87
TACKLES.**

COLLEGE HIGHLIGHTS

- ▶ Totaled 256 tackles, 22 TFLs, 8 PDs, 3 INTs, 3 FFs, 1.0 sack and 1 FR in 50 career games
- ▶ Named to the Chuck Bednarik Award and Bronko Nagurski Trophy watch lists in 2019. Recorded a team-leading, career-high 87 tackles with 8 TFLs, 3 PDs, 1 FF and 1 FR
- ▶ Finished his 2018 campaign with 78 tackles, 4 TFLs, 3 PDs, 2 INTs and 1.0 sack, earning All-AAC second-team recognition
- ▶ Collected ECAC All-East first-team honors in 2017 after leading the Owls in tackles (85). Also contributed 10 TFLs, 2 PDs, 1.0 sack, 1 INT and 1 FF

TRANSACTIONS

2020

Drafted by PHI in 6th round
(196th overall)

Signed 4-year contract



COLLEGE STATISTICS

Year	Team	GP	TACKLES					PASS DEFENSE					FUMBLES	
			Total	Solo	Asst	TFL	Sacks	Int	Yds	Lg	TD	PD	FF	FR
2016	Temple	11	6	4	2	0	0.0	0	0	0	0	0	1	0
2017	Temple	13	85	51	34	10	1.0	1	0	0	0	2	1	0
2018	Temple	13	78	51	27	4	1.0	2	94	78t	1	3	0	0
2019	Temple	13	87	62	25	8	0.0	0	0	0	0	3	1	1
Totals		50	256	168	88	22	2.0	3	94	78t	1	8	3	1



BIRDSEED

Bradley played RB and DB at Rancocas Valley (NJ) High School. As a senior, he earned first team all-county after rushing for 1,467 yards and 22 TDs on 188 carries. Bradley, who also lettered in basketball and track, earned Rancocas Valley Male Athlete of the Year in 2014-15.

Born Shaun Russell Ellis-Bradley in Westhampton, NJ, Bradley is the son of Ashley (biological mother) and Jamar Smith and Lydia and Marcus (biological father) Bradley. He has four siblings: two sisters (Gianna Smith and Genesys Smith) and two brothers (Cameron Bradley and Alex Bradley).

Bradley was part of the "Japan 8" – eight Temple players who traveled to Japan for football clinics. He was an adult and organizational development major.

[@Sdot_Bradley5](#) [@sdot_bradley](#)



6-5 | 335  **9th Year**
DOB: Aug. 19, 1989 (Age 30)

**Milwaukee,
Wisconsin**

**Riverside University
High School**



Miami (Ohio)

D3b-12 (76th overall)

by Houston

Acquired: FA-Hou-16

THREE-STEP DROP

First jersey:

Ray Allen, Milwaukee Bucks

If he could be any superhero:

Deadpool, The Flash, or Wolverine

First job: Worked on the grounds crew in college at Miami (OH). Landscaped and poured concrete

Best players he has faced: Geno Atkins and Ndamukong Suh

Hobbies: Golfing and reading

Favorite Halloween costume: The Black Ranger from *Power Rangers*

Favorite throwback jerseys:

Reggie White, Philadelphia Eagles;
Satchel Paige; George Gervin

Favorite Philadelphia restaurant:
Ralph's Italian Restaurant

Favorite books: *Zero to One* by Peter Thiel, *Outliers* by Malcolm Gladwell, and *The Road to Character* by David Brooks



2017

One of the most dominant guards in the NFL, **Brandon Brooks** has been selected to the Pro Bowl in each of the last three seasons. Originally selected by the Texans in the 3rd round (76th overall) of the 2012 NFL Draft, Brooks signed with the Eagles as a free agent during the 2016 offseason and inked a four-year contract extension with the team on Nov. 11, 2019.



2018



2019



2020

CAREER HIGHLIGHTS

- ▶ In 2019, started all 16 regular-season games and earned his third-consecutive **Pro Bowl** nod
- ▶ Started all 16 regular-season games and both of the team's postseason contests in 2018. Capped the year with **Pro Bowl** honors for the second-consecutive season
- ▶ Earned his first career **Pro Bowl** nod after playing an integral role on the Eagles' **Super Bowl LII**-winning offensive line. In 2017, helped the team rank 3rd in the NFL in offensive points (414, tied) and rushing offense (132.2) and 7th in total offense (365.8)
- ▶ Started 14 games at right guard with the Eagles in 2016
- ▶ In 2015, started 14 games for Houston, opening 13 contests at right guard and 1 at left guard. Also started the Texans' Wild Card game vs. KC (1/9/16)
- ▶ Opened 15 games for the Texans at right guard in 2014 and paved the way for the Texans ground game to accumulate 2,161 yards, the 2nd-most rushing yards in a single season in franchise history and the 5th-highest total in the NFL that season. Was part of an offensive line that surrendered just 26 sacks, marking the 4th-best total in the NFL
- ▶ Became a full-time starter in 2013 and opened 15 contests for the Texans at right guard



CAREER STATISTICS

Year	Team	GP/S	STARTS		OFF SNAPS	
			LG	RG	No	Pct
2012	Houston	6/0	0	0	110	10%
2013	Houston	15/15	0	15	1,043	93%
2014	Houston	15/15	0	15	985	89%
2015	Houston	14/14	1	13	981	83%
2016	Philadelphia	14/14	0	14	991	87%
2017	Philadelphia	16/16	0	16	1,077	95%
2018	Philadelphia	16/16	0	16	1,087	99%
2019	Philadelphia	16/16	0	16	1,064	90%
Totals		112/106	1	105	---	---
PLAYOFFS						
2012	Houston	2/0	0	0	63	40%
2015	Houston	1/1	0	1	64	100%
2017	Philadelphia	3/3	0	3	207	100%
2018	Philadelphia	2/2	0	2	82	69%
2019	Philadelphia	0/0	INJURED RESERVE (SHOULDER) (1/1/20)			
Totals		8/6	0	6	---	---

COLLEGE HIGHLIGHTS

- ▶ Started 41 of the 45 games he played for the Miami University (Ohio) RedHawks and was a three-time All-Mid-American Conference selection. Registered 287 knockdowns and 47 TD-resulting blocks, including 35 TD-resulting blocks on the RedHawks' 40 rushing TDs during his career
- ▶ Made the switch to right guard for his senior season (2011) and started all 12 games, earning an appearance in the East-West Shrine Game
- ▶ Missed the beginning of his junior season (2010) with an injury, but returned to start two games at left tackle and four games at left guard, helping the RedHawks go 6-0 in those contests. Despite the injury, earned All-MAC second-team honors for a second-consecutive season
- ▶ As a sophomore in 2009, earned second-team All-MAC honors after starting 12 games at left tackle and registering 12 touch-down-resulting blocks
- ▶ Was named the RedHawks Freshman of the Year as a redshirt freshman in 2008 after he started all 12 games at left guard and recorded 70 knockdowns

TRANSACTIONS

2012	Drafted by HOU in 3rd round (76th overall) <i>Signed 4-year contract</i>
3/9/16	Agreed to terms with PHI on a 5-year contract
11/11/19	Signed by PHI to 4-year contract extension
1/1/20	Placed on Injured Reserve (shoulder)



COMMENCEMENT SPEECH

In May 2018, Brooks returned to his alma mater at Miami (Ohio) to deliver a commencement speech to a graduating class of more than 4,000 students. His inspirational speech highlighted his battle with anxiety and also touched on the importance of having a positive outlook on life.

"I am proud of a number of accomplishments I achieved this year - Pro Bowl, Super Bowl - but I am especially proud of defeating the anxiety that has affected me in the past. Truth be told - today I'm feeling a little anxious, but I've learned through therapy to not worry or care about making a mistake. Why? The best thing about life is that it goes on."

AN EARLY INFLUENCE

Brooks took up football at the age of 12 when he played tight end and middle linebacker for the Riverside Tigers. He cites his former neighbor, Jarrod Johnson, as the biggest influence on his football career. Johnson, a former offensive lineman himself, played with the San Diego Chargers, the Pittsburgh Steelers and the Sacramento Surge of the World League. The two still talk to this day.

[@bbrooks_79](#)
[@bbrooks_79](#)





5-11 | 221 **5th Year**

DOB: Feb. 18, 1994 (Age 26)

**Belle Glade,
Florida**

**Glades Central
High School**



Akron

D5-16 (175th overall)

by San Diego

Acquired: FA-LAC-20

BIRDSEED

Brown attended Glades Central (FL) High School, where he won Area Defensive Player of the Year honors after posting 100 tackles, 13 TFLs and 7.0 sacks during his senior campaign. He also helped lead the Raiders to an undefeated regular season, including five shutouts.

Brown lost his father, Alfred, during the 2016 season and was presented with a game ball following the next game after playing every defensive snap. At age 9, Brown's brother, Dimarques, who was 12 at the time, died of an accidental drowning. Football is both an outlet and a way for Brown to honor his father and brother.

@JB_five7 @jb_five7

THREE-STEP DROP

Nicknames: Jaja and J.B.

In his spare time, he enjoys: Cooking

Interests outside of football: Real-estate investments (part-owner of an apartment complex in Austin, TX)



Originally a 5th-round draft choice (175th overall) by San Diego in 2016, Jatavis Brown was signed by the Eagles during the 2020 offseason. In 2018, Brown ranked 2nd on the Chargers with a career-high 100 tackles, trailing only **Derwin James** (109) in that category. Brown earned first-team All-MAC honors in each of his final three seasons (2013-15) at Akron.

MOST TACKLES

CHARGERS PLAYERS IN 2018

Derwin James	109
Jatavis Brown*	100
Adrian Phillips	77
Jahleel Addae	72
Denzel Perryman	64

** Career high*

SPECIAL TEAMS TACKLES

CHARGERS PLAYERS IN 2019

Derek Watt	17
Nick Dzubnar	12
Drue Tranquill	12
Brandon Facyson	9
Jatavis Brown*	7

** Career high*

CAREER HIGHLIGHTS

- ▶ Named to the **PFWA All-Rookie Team** in 2016 after posting 73 tackles (52 solo) and career highs with 8 PDs, 3.5 sacks and 2 FFs

SEASON HIGHLIGHTS

2019 - L.A. CHARGERS (13/1)

- ▶ Recorded 10 tackles (3 solo), 1 FF and 1 FR on defense and ranked 5th on the team with a career-high 7 special teams tackles
- ▶ Recovered a fumble that was forced by Chargers LB **Uchenna Nwosu** and also provided a block on the 68-yard punt return TD by Chargers CB **Desmond King** vs. Den. (10/6/19)

2018 - L.A. CHARGERS (15/10, 0/0)

- ▶ Produced the 2nd-most tackles (career-high 100) on the Chargers defense, behind **Derwin James** (109). Also added 4 PDs, 1.0 sack and 1 FF in the regular season



CAREER STATISTICS

Year	Team	GP/S	TACKLES					PASS DEFENSE						FUMBLES			DEF SNAPS	
			Total	Solo	Asst	TFL	Sacks	Int	Yds	Lg	TD	PD	QPH	FF	FR	Yds	No	Pct
2016	San Diego	12/7	73	52	21	0	3.5	0	0	--	0	8	10	2	1	0	600	56%
2017	L.A. Chargers	16/5	78	58	20	2	0.0	0	0	--	0	0	13	0	1	0	505	48%
2018	L.A. Chargers	15/10	100	69	31	1	1.0	0	0	--	0	4	4	1	0	0	637	61%
2019	L.A. Chargers	13/1	10	3	7	0	0.0	0	0	--	0	0	0	1	1	0	92	9%
Totals		56/23	261	182	79	3	4.5	0	0	--	0	12	27	4	3	0	---	---

PLAYOFFS

2018	L.A. Chargers	0/0	0	0	0	0	0.0	0	0	--	0	0	0	0	0	0	0	0%
Totals		0/0	0	0	0	0	0.0	0	0	--	0	0	0	0	0	0	---	---

ADDITIONAL STATISTICS

Special Teams Tackles: 18 - 2019 (7), 2018 (4), 2017 (4), 2016 (3)

CAREER HIGHS

Tackles	15	9/11/17 at Den.
Sacks	1.0	4x, last: 9/16/18 at Buf.
INTs	--	---
PDs	2	9/25/16 at Ind.
FFs	1	3x, last: 10/7/18 vs. Oak.
FRs	1	3x, last: 10/6/19 vs. Den.

SEASON HIGHLIGHTS (Continued)

- ▶ Totaled 7 solo tackles and provided blocks during Chargers CB **Desmond King's** 56-yard punt return at the end of the first half and Chargers CB **Trevor Williams'** 86-yard INT return in the third quarter of the 29-27 win vs. SF (9/30/19)

2017 - L.A. CHARGERS (16/5)

- ▶ Registered 78 tackles (58 solo) with 2 TFLs and 1 FR
- ▶ Posted a career-high 15 tackles (13 solo) at Den. (9/11/17)

2016 - SAN DIEGO (12/7)

- ▶ Named to the **PFWA All-Rookie Team** after posting 73 tackles (52 solo) and career highs with 8 PDs, 3.5 sacks and 2 FFs
- ▶ Led the team with 12 tackles and added 1.0 sack and 1 FF in the 21-13 win vs. Den. (10/13/16). Sacked Broncos QB **Trevor Siemian** for a 10-yard loss on first down and stripped the ball from Broncos WR **Demaryius Thomas** on the following play. Received **NFL Rookie of the Week** honors for his performance
- ▶ Stepped up in place of an injured Chargers LB **Manti Te'o** and recorded the first sack of his career against Colts QB **Andrew Luck** at Ind. (9/25/16). The fumble was recovered by Chargers DT **Caraun Reid** and returned 61 yards for a TD

COLLEGE HIGHLIGHTS

- ▶ Played four seasons (2012-15) at Akron, where he earned first-team All-MAC recognition in each of his final three years
- ▶ Voted 2015 MAC Defensive Player of the Year as a senior, when he led the Zips with 116 tackles and set school records in sacks (12.0) and TFLs (20). Received MAC Defensive Player of the Week honors after tallying 2.0 sacks, a career-high 4.5 TFLs, 1 FF and 1 INT in the 37-28 victory at Miami (OH) (11/14/15). Twice recognized as Akron Student-Athlete of the Week as a senior
- ▶ Named the team's Defensive MVP as a junior with a team-high 99 tackles and 14.5 TFLs. Also earned the team Defensive MVP award as a sophomore when he totaled a team-high 107 tackles

TRANSACTIONS

- 2016** Drafted by SD in 5th round (175th overall)
Signed 4-year contract
- 1/7/19** Placed on Injured Reserve (ankle)
- 3/21/20** Agreed to terms with PHI on 1-year contract





2019 GAME-BY-GAME STATISTICS (LAC)

Date	Opp	GP/S	Tot	Solo	Sk	Int	PD	FF	FR	Snap	Pct
Sep 8	Ind	W	0/0	INACTIVE (ANKLE)							
Sep 15	at Det	L	0/0	INACTIVE (ANKLE)							
Sep 22	Hou	L	1/0	0	0	0.0	0	0	0	0	0%
Sep 29	at Mia	W	1/0	0	0	0.0	0	0	0	11	21%
Oct 6	Den	L	1/0	2	0	0.0	0	0	0	16	27%
Oct 13	Pit	L	1/0	1	0	0.0	0	0	0	4	7%
Oct 20	at Ten	L	1/0	0	0	0.0	0	0	0	0	0%
Oct 27	at Chi	W	0/0	INACTIVE							
Nov 3	GB	W	1/0	0	0	0.0	0	0	0	0	0%
Nov 7	at Oak	L	1/0	0	0	0.0	0	0	0	0	0%
Nov 18	KC	L	1/1	7	3	0.0	0	0	1	48	72%
Dec 1	at Den	L	1/0	0	0	0.0	0	0	0	0	0%
Dec 8	at Jax	W	1/0	0	0	0.0	0	0	0	11	17%
Dec 15	Min	L	1/0	0	0	0.0	0	0	0	0	0%
Dec 22	Oak	L	1/0	0	0	0.0	0	0	0	0	0%
Dec 29	at KC	L	1/0	0	0	0.0	0	0	0	2	4%
Totals			13/1	10	3	0.0	0	0	1	92	9%

2018 GAME-BY-GAME STATISTICS (LAC)

Date	Opp	GP/S	Tot	Solo	Sk	Int	PD	FF	FR	Snap	Pct
Sep 9	KC	L	1/0	1	0	0.0	0	0	0	14	25%
Sep 16	at Buf	W	1/0	1	1	1.0	0	1	0	23	37%
Sep 23	at LAR	L	1/0	3	2	0.0	0	0	0	19	25%
Sep 30	SF	W	1/1	7	7	0.0	0	1	0	59	98%
Oct 7	Oak	W	1/1	2	2	0.0	0	0	1	24	45%
Oct 14	at Cle	W	0/0	INACTIVE (GROIN)							
Oct 21	Ten	W	1/1	7	4	0.0	0	0	0	37	52%
Nov 4	at Sea	W	1/0	14	9	0.0	0	0	0	51	63%
Nov 11	at Oak	W	1/0	14	9	0.0	0	0	0	61	97%
Nov 18	Den	L	1/1	8	7	0.0	0	0	0	56	100%
Nov 25	Ari	W	1/1	6	4	0.0	0	0	0	41	87%
Dec 2	at Pit	W	1/1	13	8	0.0	0	1	0	61	90%
Dec 9	Cin	W	1/1	7	5	0.0	0	1	0	64	96%
Dec 13	at KC	W	1/1	8	4	0.0	0	0	0	60	100%
Dec 22	Bal	L	1/1	7	6	0.0	0	0	0	51	82%
Dec 30	at Den	W	1/1	2	1	0.0	0	0	0	16	20%
Totals			15/10	100	69	1.0	0	4	1	637	61%

PLAYOFFS

Jan 6	at Bal	W	0/0	INACTIVE (ANKLE)							
Jan 13	at NE	L	0/0	INJURED RESERVE (ANKLE)							
Totals			0/0	0	0	0.0	0	0	0	0	0%

2017 GAME-BY-GAME STATISTICS (LAC)

Date	Opp	GP/S	Tot	Solo	Sk	Int	PD	FF	FR	Snap	Pct
Sep 11	at Den	L	1/1	15	13	0.0	0	0	0	66	96%
Sep 17	Mia	L	1/1	10	6	0.0	0	0	0	68	100%
Sep 24	KC	L	1/1	8	4	0.0	0	0	0	53	100%
Oct 1	Phi	L	1/1	5	4	0.0	0	0	0	68	86%
Oct 8	at NYG	W	1/1	6	5	0.0	0	0	0	35	51%
Oct 15	at Oak	W	1/0	2	1	0.0	0	0	0	20	35%
Oct 22	Den	W	1/0	2	1	0.0	0	0	1	17	27%
Oct 29	at NE	L	1/0	1	1	0.0	0	0	0	22	26%
Nov 12	at Jax	L	1/0	7	7	0.0	0	0	0	53	63%
Nov 19	Buf	W	1/0	3	2	0.0	0	0	0	18	28%
Nov 23	at Dal	W	1/0	0	0	0.0	0	0	0	3	6%
Dec 3	Cle	W	1/0	0	0	0.0	0	0	0	4	6%
Dec 10	Was	W	1/0	0	0	0.0	0	0	0	5	10%
Dec 16	at KC	L	1/0	11	8	0.0	0	0	0	33	50%
Dec 24	at NYJ	W	1/0	2	2	0.0	0	0	0	22	34%
Dec 31	Oak	W	1/0	6	4	0.0	0	0	0	18	33%
Totals			16/5	78	58	0.0	0	0	1	505	48%

2016 GAME-BY-GAME STATISTICS (SD)

Date	Opp	GP/S	Tot	Solo	Sk	Int	PD	FF	FR	Snap	Pct
Sep 11	at KC	L	1/0	2	-	0.0	0	-	0	19	27%
Sep 18	Jax	W	1/0	6	-	0.0	0	-	0	31	47%
Sep 25	at Ind	L	1/0	5	-	1.0	0	-	1	31	44%
Oct 2	NO	L	1/1	8	-	0.0	0	-	0	68	93%
Oct 9	at Oak	L	1/1	8	-	1.0	0	-	0	65	90%
Oct 13	Den	W	1/1	12	-	1.0	0	-	1	74	100%
Oct 23	at Atl	W	1/1	3	-	0.0	0	-	0	65	100%
Oct 30	at Den	L	1/1	8	-	0.0	0	-	0	50	77%
Nov 6	Ten	W	0/0	INACTIVE (KNEE)							
Nov 13	Mia	L	0/0	INACTIVE (KNEE)							
Nov 27	at Hou	W	0/0	INACTIVE (KNEE)							
Dec 4	TB	L	0/0	INACTIVE (KNEE)							
Dec 11	at Car	L	1/0	3	-	0.0	0	-	0	17	25%
Dec 18	Oak	L	1/0	5	-	0.0	0	-	0	48	77%
Dec 24	at Cle	L	1/1	6	-	0.5	0	-	0	71	100%
Jan 1	KC	L	1/1	7	-	0.0	0	-	0	61	100%
Totals			12/7	73	52	3.5	0	8	2	600	56%



6-0 | 186  **2nd Year**

DOB: Oct. 4, 1997 (Age 22)

**Gardena,
California**

**Junipero Serra
High School**



USC

UDFA ('18) by

Tennessee

Acquired: FA-19

BIRDSEED

Burnett attended Junipero Serra (CA) High School and was named 2014 South Bay Daily Breeze All-South Bay second team and All-Mission League first team as a senior. He had 27 receptions for 545 yards and 5 TDs his senior season. Burnett majored in communications at USC, where he earned a scholarship after walking on.

**DURING HIS TIME AT USC,
BURNETT PRODUCED 152 CAREER
RECEPTIONS, WHICH RANKS 14TH ON
THE SCHOOL'S ALL-TIME LIST.**

**BURNETT HAD A CAREER GAME
IN THE 2017 ROSE BOWL, TOTALING
13 RECEPTIONS FOR 164
YARDS AND 3 TDs.**

Deontay Burnett was elevated from the Eagles practice squad to the active roster in Week 17 of the 2019 season. Burnett, who originally signed with Tennessee as an undrafted free agent in 2018, played collegiately at USC, where he broke out in the 2017 Rose Bowl game with 13 receptions for 164 yards and 3 TDs.

SEASON HIGHLIGHTS

2019 - PHILADELPHIA (1/0, 1/0)

- ▶ Made his Eagles debut in the division-clinching, 34-17 victory at NYG (12/29/19). Helped set up the Eagles' game-winning FG (50 yards by **Jake Elliott**) in the fourth quarter when he hauled in a career-long 41-yard pass from **Carson Wentz** on first-and-20. Finished with 2 catches for 48 yards

2018 - N.Y. JETS (5/1)

- ▶ Posted 10 receptions for 143 yards in 5 games with the Jets
- ▶ Totaled career highs with 5 catches for 73 yards at NE (12/30/18)

COLLEGE HIGHLIGHTS

- ▶ Appeared in 39 games with 17 starts over three seasons at Southern California. Totaled 152 receptions for 1,897 yards and 16 TDs
- ▶ Caught 13 passes for 164 yards and 3 TDs in the 2017 Rose Bowl Game
- ▶ Earned numerous post-season accolades including, 2016 AP All-Bowl Team first team, ESPN All-Bowl Team first team and ESPN Pac-12 All-Bowl Team first team

TRANSACTIONS

2018	Signed by TEN as undrafted free agent
9/1/18	Waived by TEN
9/3/18	Signed by NYJ to practice squad
10/20/18	Signed by NYJ from practice squad to active roster
8/31/19	Waived by NYJ
10/16/19	Signed by SF to practice squad
12/10/19	Waived by SF
12/12/19	Signed by PHI to practice squad
12/24/19	Signed by PHI from practice squad to active roster



CAREER STATISTICS

Year	Team	GP/S	RECEIVING					OFF SNAPS	
			Rec	Yds	Avg	Lg	TD	No	Pct
2018	N.Y. Jets	5/1	10	143	14.3	29	0	128	13%
2019	Philadelphia	1/0	2	48	24.0	41	0	15	1%
Totals		6/1	12	191	15.9	41	0	---	---
PLAYOFFS									
2019	Philadelphia	1/0	1	5	5.0	5	0	13	19%
Totals		1/0	1	5	5.0	5	0	---	---

CAREER HIGHS

Receptions	5	12/30/18 at NE
Receiving Yards	73	12/30/18 at NE
Receiving Long	41	12/29/19 at NYG
Receiving TDs	--	---



2019 GAME-BY-GAME STATISTICS (SF & PHI)

				RECEIVING					SNAPS	
Date	Opp	GP/S	Rec	Yds	Avg	Lg	TD	No	Pct	
NOT ON NFL ROSTER										
NOT ON NFL ROSTER										
NOT ON NFL ROSTER										
SIGNED BY SAN FRANCISCO TO PRACTICE SQUAD (10/16/19)										
Oct 20	at Was	W	---	49ERS PRACTICE SQUAD						
Oct 27	Car	W	---	49ERS PRACTICE SQUAD						
Oct 31	at Ari	W	---	49ERS PRACTICE SQUAD						
Nov 11	Sea	L	---	49ERS PRACTICE SQUAD						
Nov 17	Ari	W	---	49ERS PRACTICE SQUAD						
Nov 24	GB	W	---	49ERS PRACTICE SQUAD						
Dec 1	at Bal	L	---	49ERS PRACTICE SQUAD						
Dec 8	at NO	W	---	49ERS PRACTICE SQUAD						
RELEASED BY SF (12/10/19); SIGNED BY PHI TO PRACTICE SQUAD (12/12/19)										
Dec 15	at Was.	W	---	EAGLES PRACTICE SQUAD						
Dec 22	Dal	W	---	EAGLES PRACTICE SQUAD						
Dec 29	at NYG	W	1/0	2	48	24.0	41	0	15	20%
Totals			1/0	2	48	24.0	41	0	15	1%
PLAYOFFS										
Jan 5	Sea	L	1/0	1	5	5.0	5	0	13	19%
Totals			1/0	1	5	5.0	5	0	13	19%

2018 GAME-BY-GAME STATISTICS (NYJ)

Date	Opp	GP/S	RECEIVING					SNAPS	
			Rec	Yds	Avg	Lg	TD	No	Pct
Sep 10	at Det	W	---	JETS PRACTICE SQUAD					
Sep 16	Mia	L	---	JETS PRACTICE SQUAD					
Sep 20	at Cle	L	---	JETS PRACTICE SQUAD					
Sep 30	at Jax	L	---	JETS PRACTICE SQUAD					
Oct 7	Den	W	---	JETS PRACTICE SQUAD					
Oct 14	Ind	W	---	JETS PRACTICE SQUAD					
Oct 21	MIn	L	1/0	1	9	9.0	9	0	15 21%
Oct 28	at Chi	L	1/1	4	61	15.3	29	0	41 76%
Nov 4	at Mia	L	1/0	0	0	---	---	20	30%
Nov 11	Buf	L	0/0	INACTIVE					
Nov 25	NE	L	0/0	INACTIVE					
Dec 2	at Ten	L	0/0	DID NOT PLAY					
Dec 9	at Buf	W	0/0	INACTIVE					
Dec 15	Hou	L	0/0	INACTIVE					
Dec 23	GB	L	1/0	0	0	---	---	22	37%
Dec 30	at NE	L	1/0	5	73	14.6	25	0	30 54%
Totals		5/1	10	143	14.3	--	0	128	13%



5-10 | 220 **4th Year**

DOB: Nov. 2, 1994 (Age 25)

**Glassboro,
New Jersey**

**Glassboro
High School**



Wisconsin
UDFA ('17) by
Philadelphia

MOST SUPER BOWL RECEIVING YARDS

NFL ROOKIE HISTORY

109	Chris Matthews (XLIX)
109	Torry Holt (XXXIV)
107	Cris Collinsworth (XVI)
100	Corey Clement (LII)
77	Sammy White (XI)

THREE-STEP DROP

Prized possession: His college degree

Desired talent: Ability to sing
like Bruno Mars

Surprisingly good at: Making breakfast

**If he could play another sport, what
position:** NBA point guard

Player he models his game after:
Le'Veon Bell

Favorite athletes growing up:
Marshall Faulk, Derek Fisher,
Steve Nash, Barry Sanders

Favorite TV show: *Friends*



2017

Corey Clement (pronounced CLEM-int) was signed by Philadelphia as an undrafted free agent in 2017. Clement has recorded the 2nd-most all-purpose yards (1,367) by an undrafted Eagle in their first three seasons since the 1970 merger, trailing only **Derrick Witherspoon** (1,908, 1995-97). He caught a team-high 100 receiving yards in Super Bowl LII and fielded the snap on the "Philly Special," one of the most memorable trick plays in league history.

MOST OFFENSIVE TDS

EAGLES RUNNING BACKS (2017-19)

Corey Clement	8
Jordan Howard	7
Miles Sanders	6
Wendell Smallwood	6
Jay Ajayi	5
Boston Scott	5

ALL-PURPOSE YARDS

UNDRAFTED EAGLES (FIRST THREE
SEASONS - SINCE 1970)

D. Witherspoon (1995-97)	1,908
Corey Clement (2017-19)	1,367
Vaughn Hebron (1993-94)	1,319
Roderick Hood (2003-05)	1,306
Wally Henry (1977-79)	1,246

CAREER HIGHLIGHTS

- ▶ Posted a career-high 100 receiving yards in **Super Bowl LII**, including a 22-yard TD reception. Became just the fourth rookie in NFL history with 100+ receiving yards in the Super Bowl, joining **Chris Matthews** (109 - XLIX with Seattle), **Torry Holt** (109 - XXXIV with St. Louis) and **Cris Collinsworth** (107 - XVI with Cincinnati)
- ▶ Fielded the snap on one of the most memorable trick plays in NFL history in **Super Bowl LII**, known as the "Philly Special," when **Nick Foles** caught a TD from **Trey Burton** on fourth down



CAREER STATISTICS

Year	Team	GP/S	RUSHING					RECEIVING					TYS	OFF SNAPS	
			Att	Yds	Avg	Lg	TD	Rec	Yds	Avg	Lg	TD		No	Pct
2017	Philadelphia	16/0	74	321	4.3	28	4	10	123	12.3	28	2	444	256	23%
2018	Philadelphia	11/0	68	259	3.8	32	2	22	192	8.7	23	0	451	238	22%
2019	Philadelphia	4/0	0	0	---	--	0	0	0	---	--	0	0	3	1%
Totals		31/0	142	580	4.1	32	6	32	315	9.8	28	2	895	---	---

PLAYOFFS

2017	Philadelphia	3/0	6	33	5.5	14	0	10	139	13.9	55	1	172	61	29%
2018	Philadelphia	0/0	INJURED RESERVE (KNEE) (12/11/18)												
2019	Philadelphia	0/0	INJURED RESERVE (SHOULDER) (10/11/19)												
Totals		3/0	6	33	5.5	14	0	10	139	13.9	55	1	172	---	---

ADDITIONAL STATISTICS

Fumbles/Lost: 4/0 - 2018 (4/0) **Kickoff Returns:** 18-455 - 2019 (3-73), 2018 (13-333), 2017 (2-49) **Punt Returns:** 6-17 - 2018 (6-17) **2-Point Conversions:** 1 - 2017 (1)

Special Teams Fumbles/Lost: 4/2 - 2019 (2/2), 2018 (2/0) **Special Teams Tackles:** 15 - 2019 (1), 2018 (4), 2017 (10) **Postseason Special Teams Tackles:** 1 - 2017 (1)

CAREER HIGHS

Rush Attempts	16	9/23/18 vs. Ind.
Rushing Yards	56	9/23/18 vs. Ind.
Rushing Long	32	11/25/18 vs. NYG
Rushing TDs	2	11/5/17 vs. Den.
Receptions	5	2x, last: 9/16/18 at TB
Receiving Yards	100	2/4/18 at NE (SB)
Receiving Long	55	2/4/18 at NE (SB)
Receiving TDs	1	3x, last: 2/4/18 at NE (SB)
Scrimmage Yards	108	2/4/18 at NE (SB)
Offensive TDs	3	11/5/17 vs. Den.
Kickoff Returns	4	2x, last: 11/18/18 at NO
Kickoff Return Yards	114	11/18/18 at NO
Kickoff Return Long	48	11/18/18 at NO

NOTES TO KNOW

- ▶ Leads all Eagles RBs with 8 offensive TDs since 2017
- ▶ Has produced the 2nd-most all-purpose yards (1,367) by an undrafted Eagle in their first three seasons since the 1970 merger, trailing only **Derrick Witherspoon** (1,908, 1995-97)

SEASON HIGHLIGHTS

2018 - PHILADELPHIA (11/0, 0/0)

- ▶ Totaled career highs in receptions (22), receiving yards (192) and scrimmage yards (451). Also led the team in kickoff return yards (333) and kickoff return average (25.6)
- ▶ Registered a career-long 32-yard run in the second quarter of the 25-22 win vs. NYG (11/25/18). Marked the 2nd-longest play from scrimmage of his career (55-yard reception on 2/4/18 vs. New England in **Super Bowl LII**)
- ▶ Produced career highs in rush attempts (16) and rushing yards (56) in the 20-16 win vs. Ind. (9/23/18)

2017 - PHILADELPHIA (16/0, 3/0)

- ▶ Posted a career-high 100 receiving yards in **Super Bowl LII**, including a 22-yard TD reception. Became the fourth rookie in NFL history with 100+ receiving yards in the Super Bowl, joining **Chris Matthews** (109 - XLIX with Seattle), **Torry Holt** (109 - XXXIV with Seattle) and **Cris Collinsworth** (107 - XVI with Cincinnati)
- ▶ Registered a career-long 55-yard reception in **Super Bowl LII** (longest catch by a RB in the Super Bowl since **Kenny King's** 80-yard TD vs. Philadelphia with Oakland in Super Bowl XV)
- ▶ Fielded the snap on one of the most memorable trick plays in NFL history in **Super Bowl LII**, known as the "Philly Special," when **Nick Foles** caught a TD from **Trey Burton**
- ▶ His 6 offensive TDs in the regular season tied for the 4th-most ever by an Eagles rookie RB, behind **Mel Blecker** in 1944 (8), **Don Johnson** in 1953 (7) and **Steve Van Buren** in 1944 (7)
- ▶ Produced a career-high 3 TDs (2 rushing, 1 receiving) in the 51-23 win vs. Den. (11/5/17). Became the first Eagle with 2+ rushing TDs and 1+ receiving TD in a game since **Brian Westbrook** on 11/27/08 vs. Arizona and the first Eagles rookie since **Don Johnson** on 11/15/53 at Baltimore





2019 GAME-BY-GAME STATISTICS (PHILADELPHIA)

Date	Opp	GP/S	RUSHING					RECEIVING					TYS	SNAPS	
			Att	Yds	Avg	Lg	TD	Rec	Yds	Avg	Lg	TD		No	Pct
Sep 8	Was	W	1/0	0	0	---	--	0	0	---	--	0	0	3	4%
Sep 15	at Atl	L	1/0	0	0	---	--	0	0	---	--	0	0	0	0%
Sep 22	Det	L	0/0	INACTIVE (SHOULDER)											
Sep 26	at GB	W	1/0	0	0	---	--	0	0	---	--	0	0	0	0%
Oct 6	NYJ	W	1/0	0	0	---	--	0	0	---	--	0	0	0	0%
Oct 13	at Min	L	0/0	INJURED RESERVE (SHOULDER)											
Oct 20	at Dal	L	0/0	INJURED RESERVE (SHOULDER)											
Oct 27	at Buf	W	0/0	INJURED RESERVE (SHOULDER)											
Nov 3	Chi	W	0/0	INJURED RESERVE (SHOULDER)											
Nov 17	NE	L	0/0	INJURED RESERVE (SHOULDER)											
Nov 24	Sea	L	0/0	INJURED RESERVE (SHOULDER)											
Dec 1	at Mia	L	0/0	INJURED RESERVE (SHOULDER)											
Dec 9	NYG	W	0/0	INJURED RESERVE (SHOULDER)											
Dec 15	at Was	W	0/0	INJURED RESERVE (SHOULDER)											
Dec 22	Dal	W	0/0	INJURED RESERVE (SHOULDER)											
Dec 29	at NYG	W	0/0	INJURED RESERVE (SHOULDER)											
Totals			4/0	0	0	---	--	0	0	---	--	0	0	3	1%

PLAYOFFS

Jan 5	Sea	L	0/0	INJURED RESERVE (SHOULDER)											
Totals			0/0	0	0	---	--	0	0	---	--	0	0	0	0%

BIRDSEED

Clement prepped at Glassboro (NJ) High School, where he was coached by Mark Maccarone. He was selected to the Semper Fidelis All-American Bowl after finishing his high school career with an outstanding 6,245 rushing yards, 34 rushing TDs and 90 total TDs.

Clement, who set the New Jersey state record with 479 yards against Gloucester City, earned first-team all-state honors after rushing for 2,323 yards and 33 TDs while also recording 47 tackles and 8.0 sacks as a senior. He also ran for 2,510 yards and 36 total TDs as a junior and tallied 1,205 rushing yards and 15 TDs as a sophomore.

Clement is the son of Latanya and Steve Clement. He majored in life sciences communication at Wisconsin and interned at Merrill Lynch during the summer of 2016.

[@CoreyClement_6](#) [@yeroc_](#)

COLLEGE HIGHLIGHTS

- ▶ A member of the winningest senior class in Wisconsin history (41-13, .759). Rushed for 3,092 yards and 36 TDs on 576 attempts (5.4 avg.) while adding 29 catches for 279 yards and 2 TDs in 43 career games (15 starts)
- ▶ Earned first-team All-Big Ten honors after posting career highs with 314 carries for 1,375 yards (4.3 avg.) and 15 TDs in 13 games (all starts) as a senior in 2016
- ▶ Finished his senior season with eight 100+ yard rushing games. Rushed for a career-high 164 yards vs. Ohio State (10/15/16) and vs. Penn State (12/3/16)
- ▶ As a sophomore in 2014, rushing 147 times for 949 yards (6.5 avg.) and 9 TDs. Combined with **Melvin Gordon** (2,587) to set the single-season FBS record for rushing yards by teammates (3,536)

TRANSACTIONS

2017	Signed by PHI as undrafted free agent
12/11/18	Placed on Injured Reserve (knee)
10/11/19	Placed on Injured Reserve (shoulder)
4/29/20	Agreed to terms with PHI on 1-year contract





2018 GAME-BY-GAME STATISTICS (PHILADELPHIA)

				RUSHING					RECEIVING					SNAPS		
Date	Opp		GP/S	Att	Yds	Avg	Lg	TD	Rec	Yds	Avg	Lg	TD	TYS	No	Pct
Sep 6	Atl	W	1/0	5	26	5.2	21	0	0	0	---	--	0	26	13	18%
Sep 16	at TB	L	1/0	6	30	5.0	15t	1	5	55	11.0	19	0	85	33	42%
Sep 23	Ind	W	1/0	16	56	3.5	16	0	3	19	6.3	8	0	75	45	55%
Sep 30	at Ten	L	0/0	INACTIVE (QUADRICEP)												
Oct 7	Min	L	0/0	DID NOT PLAY												
Oct 11	at NYG	W	1/0	11	43	3.9	14	1	3	26	8.7	20	0	69	26	37%
Oct 21	Car	L	1/0	8	6	0.8	4	0	2	16	8.0	11	0	22	25	37%
Oct 28	at Jax	W	1/0	4	6	1.5	5	0	1	-1	-1.0	-1	0	5	13	21%
Nov 11	Dal	L	1/0	5	13	2.6	11	0	1	-5	-5.0	-5	0	8	18	29%
Nov 18	at NO	L	1/0	2	11	5.5	8	0	2	4	2.0	4	0	15	14	27%
Nov 25	NYG	W	1/0	5	45	9.0	32	0	2	31	15.5	23	0	76	24	37%
Dec 3	Was	W	1/0	5	27	5.4	11	0	3	47	15.7	23	0	74	23	31%
Dec 9	at Dal	L	1/0	1	-4	-4.0	-4	0	0	0	---	--	0	-4	4	8%
Dec 16	at LAR	W	0/0	INJURED RESERVE (KNEE)												
Dec 23	Hou	W	0/0	INJURED RESERVE (KNEE)												
Dec 30	at Was	W	0/0	INJURED RESERVE (KNEE)												
Totals			11/0	68	259	3.8	32	2	22	192	8.7	23	0	451	238	22%

PLAYOFFS

Jan 6	at Chi	W	0/0	INJURED RESERVE (KNEE)												
Jan 13	at NO	L	0/0	INJURED RESERVE (KNEE)												
Totals			0/0	0	0	---	--	0	0	0	---	--	0	0	0	0%

2017 GAME-BY-GAME STATISTICS (PHILADELPHIA)

				RUSHING					RECEIVING					SNAPS		
Date	Opp		GP/S	Att	Yds	Avg	Lg	TD	Rec	Yds	Avg	Lg	TD	TYS	No	Pct
Sep 10	at Was	W	1/0	0	0	---	--	0	0	0	---	--	0	0	0	0%
Sep 17	at KC	L	1/0	0	0	---	--	0	0	0	---	--	0	0	1	1%
Sep 24	NYG	W	1/0	6	22	3.7	15t	1	0	0	---	--	0	22	8	4%
Oct 1	at LAC	W	1/0	10	30	3.0	10	0	0	0	---	--	0	30	19	24%
Oct 8	Ari	W	1/0	7	17	2.4	6	0	1	22	22.0	22	0	39	23	34%
Oct 12	at Car	W	1/0	2	2	1.0	3	0	0	0	---	--	0	2	10	16%
Oct 23	Was	W	1/0	1	6	6.0	6	0	1	9	9.0	9t	1	15	12	18%
Oct 29	SF	W	1/0	10	54	5.4	22	0	0	0	---	--	0	54	19	27%
Nov 5	Den	W	1/0	12	51	4.3	28	2	1	15	15.0	15t	1	66	28	41%
Nov 19	at Dal	W	1/0	6	50	8.3	17	1	0	0	---	--	0	50	19	30%
Nov 26	Chi	W	1/0	4	27	6.8	9	0	1	12	12.0	12	0	39	15	19%
Dec 3	at Sea	L	1/0	3	7	2.3	8	0	3	30	10.0	23	0	37	28	37%
Dec 10	at LAR	W	1/0	6	24	4.0	11	0	1	28	28.0	28	0	52	27	30%
Dec 17	at NYG	W	1/0	4	17	4.3	10	0	1	1	1.0	1	0	18	10	15%
Dec 25	Oak	W	1/0	2	14	7.0	12	0	1	6	6.0	6	0	20	27	40%
Dec 31	Dal	L	1/0	1	0	0.0	0	0	0	0	---	--	0	0	11	19%
Totals			16/0	74	321	4.3	28	4	10	123	13.0	28	2	444	256	23%

PLAYOFFS

Jan 13	Atl	W	1/0	1	5	5.0	5	0	5	31	6.2	11	0	36	16	24%
Jan 21	Min	W	1/0	2	20	10.0	14	0	1	8	8.0	8	0	28	21	32%
Feb 4	at NE	W	1/0	3	8	2.7	6	0	4	100	25.0	55	1	108	24	32%
Totals			3/0	6	33	5.5	14	0	10	139	13.9	55	1	172	61	29%



6-4 | 310 **9th Year**
DOB: Dec. 13, 1990 (Age 29)

**Yazoo City,
Mississippi**



**Yazoo City
High School**



Mississippi State
D1-12 (12th overall)
by Philadelphia

MOST FORCED FUMBLES

NFL DEFENSIVE TACKLES SINCE 2015

13	Aaron Donald (LAR)
9	Fletcher Cox (Phi.)
8	Calais Campbell (Jax.)
7	Chris Jones (KC)
7	Sheldon Richardson (Cle.)
7	Kawann Short (Car.)

THREE-STEP DROP

Favorite meal: Mom's baked beans, mac and cheese, grilled chicken and pork chops

Best player he has ever faced:
 Cowboys T Tyrion Smith

**If he could play another sport, what position/
 team:** First baseman, New York Yankees

First jersey owned: LaDanian Tomlinson,
 San Diego Chargers

Three favorite throwback jerseys:
 Michael Jordan, Chicago Bulls;
 Ronnie Lott, San Francisco 49ers;
 Ken Griffey Jr., Cincinnati Reds



2017

One of the NFL's best defensive players, Fletcher Cox was originally selected by the Eagles with the 12th-overall pick in the 2012 NFL Draft. A five-time Pro Bowler and four-time All-Pro honoree, Cox has produced 48.0 career sacks (career-high 10.5 sacks in 2018), which are the most by an interior DL in team history (7th-most overall).

AP AP AP AP

2014 2015 2017 2018



MOST SACKS

NFL DTs SINCE 2015

Aaron Donald (LAR)	63.0
Calais Campbell (Jax.)	44.5
Geno Atkins (Cin.)	43.5
C. Heyward (Pit.)	39.0
Fletcher Cox (Phi.)	35.5

**COX'S 48.0 CAREER SACKS
 ARE THE MOST BY AN INTERIOR
 DL IN EAGLES HISTORY:**



**FLETCHER
 COX**
 48.0
 (2012-)



**ANDY
 HARMON**
 39.5
 (1991-97)



**KEN
 CLARKE**
 32.5
 (1982-87)

CAREER HIGHLIGHTS

- ▶ Named to the **NFL 2010s All-Decade Team**
- ▶ Is a five-time **Pro Bowl** selection, earning the honor following the 2015-19 seasons. Has received the most Pro Bowl nods by an interior DL in franchise history
- ▶ Earned first-team **All-Pro** honors from the *Associated Press* after producing a career-high 10.5 sacks in 2018. Also voted second-team All-Pro in 2014, 2015 and 2017

NOTES TO KNOW

- ▶ His streak of five straight **Pro Bowls** (2016-20) is tied for the 3rd-longest in Eagles history, behind Pro Football Hall of Famers **Reggie White** (7, 1987-93) and **Pete Pihos** (6, 1951-56)
- ▶ Has registered the most career sacks (48.0) by an interior DL in franchise history



CAREER STATISTICS

Year	Team	GP/S	TACKLES					PASS DEFENSE						FUMBLES			DEF SNAPS	
			Total	Solo	Asst	TFL	Sacks	Int	Yds	Lg	TD	PD	QPH	FF	FR	Yds	No	Pct
2012	Philadelphia	15/9	65	46	19	7	5.5	0	0	--	0	2	24	0	0	0	509	49%
2013	Philadelphia	16/16	66	44	22	1	3.0	0	0	--	0	3	21	0	1	3	882	73%
2014	Philadelphia	16/16	70	59	11	7	4.0	0	0	--	0	0	14	1	3	21	921	80%
2015	Philadelphia	16/16	104	80	24	16.5	9.5	0	0	--	0	0	32	3	2	0	983	81%
2016	Philadelphia	16/16	53	34	19	10	6.5	0	0	--	0	4	21	1	1	0	773	76%
2017	Philadelphia	14/14	35	23	12	4	5.5	0	0	--	0	3	34	1	2	20	608	59%
2018	Philadelphia	16/16	53	38	15	15	10.5	0	0	--	0	1	74	1	1	0	830	80%
2019	Philadelphia	16/16	50	31	19	11	3.5	0	0	--	0	1	34	3	1	0	814	79%
Totals		125/119	496	355	141	71.5	48.0	0	0	--	0	14	253	10	11	44	---	---

PLAYOFFS

2013	Philadelphia	1/1	3	3	0	0	0.0	0	0	--	0	0	0	0	0	0	61	85%
2017	Philadelphia	3/3	13	10	3	2	1.0	0	0	--	0	0	13	0	0	0	178	86%
2018	Philadelphia	2/2	7	4	3	1	0.0	0	0	--	0	0	5	0	0	0	96	68%
2019	Philadelphia	1/1	6	5	1	3	0.0	0	0	--	0	0	4	1	0	0	53	83%
Totals		6/6	23	17	6	3	1.0	0	0	--	0	0	18	0	0	0	---	---

ADDITIONAL STATISTICS

Fumble Recovery TDs: 2 - 9/10/17 at Washington (20 yards); 9/7/14 at Jacksonville (17 yards)

CAREER HIGHS

Tackles	13	12/7/14 vs. Sea.
Sacks	3.0	2x, last: 12/30/18 at Was.
INTs	--	---
PDs	2	10/12/17 at Car.
FFs	2	10/11/15 vs. NO
FRs	1	11x, last: 12/29/19 at NYG

NOTES TO KNOW (Continued)

- Ranks 7th overall on the Eagles' all-time sacks list, trailing only **Reggie White** (124.0, 1985-92), **Trent Cole** (85.5, 2005-14), **Clyde Simmons** (76.0, 1986-93), **Hugh Douglas** (54.5, 1992-2002, '04), **Greg Brown** (50.5, 1982-86) and **Brandon Graham** (51.0, 2010-)
- Has posted the 5th-most sacks (35.5) by an NFL DT since the 2015 season, behind **Aaron Donald** (63.0), **Calais Campbell** (44.5), **Geno Atkins** (43.5) and **Cameron Heyward** (39.0)
- Since 2015, ranks 2nd among NFL DTs in FFs (9), trailing only **Aaron Donald** (13) in that category

SEASON HIGHLIGHTS

2019 - PHILADELPHIA (16/16, 1/1)

- Named to his fifth consecutive **Pro Bowl** after tallying 50 tackles (31 solo), 11 TFLs, 3.5 sacks, a career-high-tying 3 FFs and 1 FR. Also tied for the team lead with 34 QB pressures and hits
- Recovered a fumble by Giants QB **Daniel Jones** at the NYG 2 to set up a rushing TD by **Boston Scott** in the fourth quarter of the division-clinching, 34-17 victory at NYG (12/29/19)
- Produced 1.5 sacks and 1 FF in the 31-13 win at Buf. (10/27/19). Recorded his second consecutive game with a strip-sack (also 10/20/19 at Dallas - Cowboys QB **Dak Prescott**) when he brought down Bills QB **Josh Allen** in the first quarter

2018 - PHILADELPHIA (16/16, 2/2)

- Earned first-team **All-Pro** honors from the *Associated Press* and was voted to the **Pro Bowl** for the fourth straight year after registering a career-high 10.5 sacks in the regular season. Also had 53 tackles (38 solo), 15 TFLs, 1 FF and 1 FR along with a career-high 74 QB pressures and hits
- Collected **NFC Defensive Player of the Week** accolades after leading the Eagles with a career-high-tying 3.0 sacks along with 4 solo tackles (4 TFLs), 1 FF and 6 QB pressures and hits in the 24-0 win at Was. (12/30/18)





THE MECHANIC

One of Cox's passions off the field is fixing up old cars. In fact, he believes he'd most likely work as a mechanic if he wasn't playing football. "I didn't have much of a choice. It runs in the family," said Cox, who now has his own drag racing team using a 1991 Ford Mustang drag radial, which is driven by Shawn Ayers. The team competes in professional events around the country.

SMALL-TOWN ROOTS

Cox grew up in the small town of Yazoo, MS, which has a population of less than 30,000 people. Cox's graduating class was just 100 students.

HIGH SCHOOL STANDOUT

Cox attended Yazoo City (MS) High School, where he registered 104 tackles, 10 sacks, 1 INT and 1 FR as a senior. Cox notched 103 tackles, 11.0 sacks and 2 INTs (one of which he returned for a TD) during his junior season. He also played basketball and participated in track in the second leg of the 4x100 meter team.

BIGGEST INFLUENCES

Cox claims the biggest influence on his life and career is his late older brother, Shaddrick, who passed away in 2015. Said Cox, "He was my father figure. I always looked up to him, especially for decision making. He always taught me about doing the right things and being successful in life. I try to emulate him every day. He taught me my love for cars."

Cox also credits his high school guidance counselor, Christie Cater, and his late high school position coach, Kyle Wallace, for his success. "Coach Wallace picked me up every day for summer workouts. He pushed me to my limits."

BIRDSEED

Cox is the son of Melissa Cox, who works at a Nissan dealership. He has two sisters, Fantasia and Nakeia, and an older brother, Shaddrick, who passed away during the 2015 off-season. Cox owns two pitbulls named Debow and Nina.

Twitter: @fcoxx_91 Instagram: @fcoxx_91

2019 GAME-BY-GAME STATISTICS (PHI)

Date	Opp	GP/S	Tot	Solo	Sk	Int	PD	FF	FR	Snap	Pct
Sep 8	Was	W	1/1	2	2	0.0	0	0	0	42	66%
Sep 15	at Atl	L	1/1	1	1	0.0	0	1	0	49	74%
Sep 22	Det	L	1/1	0	0	0.0	0	0	0	46	72%
Sep 26	at GB	W	1/1	2	2	0.0	0	0	0	61	75%
Oct 6	NYJ	W	1/1	6	4	0.0	0	0	0	46	78%
Oct 13	at Min	L	1/1	6	4	0.0	0	0	0	52	73%
Oct 20	at Dal	L	1/1	2	1	1.0	0	0	1	51	73%
Oct 27	at Buf	W	1/1	6	4	1.5	0	0	1	49	79%
Nov 3	Chi	W	1/1	4	2	0.0	0	0	0	38	84%
Nov 17	NE	L	1/1	6	1	0.0	0	0	0	66	89%
Nov 24	Sea	L	1/1	4	2	0.5	0	0	0	49	75%
Dec 1	at Mia	L	1/1	2	2	0.5	0	0	0	57	79%
Dec 9	NYG	W	1/1	3	2	0.0	0	0	0	49	94%
Dec 15	at Was	W	1/1	4	2	0.0	0	0	0	50	94%
Dec 22	Dal	W	1/1	3	3	0.0	0	0	1	54	87%
Dec 29	at NYG	W	1/1	0	0	0.0	0	0	1	55	74%
Totals			16/16	50	31	3.5	0	1	3	814	79%

PLAYOFFS

Jan 5	Sea	L	1/1	6	5	0.0	0	0	1	0	53	83%
Totals			1/1	6	5	0.0	0	0	1	0	53	83%

SEASON HIGHLIGHTS (Continued)

- ▶ Totaled 7 QB pressures and hits and recorded 1.5 sacks against Cowboys QB **Dak Prescott** at Dal. (12/9/18)
- ▶ Sacked Falcons QB **Matt Ryan** 1.5 times and led the team with 7 QB pressures and hits in the 18-12 win vs. Atl. (9/6/18)

2017 - PHILADELPHIA (14/14, 3/3)

- ▶ Named to his third consecutive **Pro Bowl** and also earned second-team **All-Pro** honors from the *Associated Press*. Finished the season with 35 tackles (23 solo), 5.5 sacks, 1 FF and 2 FRs
- ▶ Posted a team-high-tying 13 QB pressures and hits along with 1.0 sack and a team-leading 2 TFLs during the Eagles' **Super Bowl LII**-winning postseason run
- ▶ During the second quarter of the 28-23 win at Car. (10/12/17), bulled Panthers G **Trai Turner** into QB **Cam Newton** to force an errant pass that was intercepted by **Rasul Douglas** inside the CAR 20. The turnover led to an Eagles TD that tied the game, 10-10, and Philadelphia never trailed again following the score. Also recorded a half-sack of Newton at the end of the first half to push the Panthers out of FG range
- ▶ Sealed the victory for Philadelphia in the season opener at Was. (9/10/17) when he grabbed a fourth-quarter fumble and returned it 20 yards for his second career TD. Also strip-sacked QB **Kirk Cousins** in the first quarter

2016 - PHILADELPHIA (16/16)

- ▶ Voted to his second career **Pro Bowl** after tying for the 5th-most sacks (6.5) by an NFL DT in the regular season. Also tallied 53 tackles (34 solo), 10 TFLs, 4 PDs, 1 FF and 1 FR
- ▶ Had 1.5 sacks of QB **Kirk Cousins** vs. Was. (12/11/16)
- ▶ Named **NFC Defensive Player of the Month** after producing 3.0 sacks and 1 FF in the month of September



2018 GAME-BY-GAME STATISTICS (PHI)

Date	Opp	GP/S	Tot	Solo	Sk	Int	PD	FF	FR	Snap	Pct
Sep 6	Atl	W	1/1	2	2	1.5	0	0	0	65	93%
Sep 16	at TB	L	1/1	5	4	1.0	0	0	0	46	79%
Sep 23	Ind	W	1/1	5	3	0.5	0	0	0	52	88%
Sep 30	at Ten	L	1/1	2	2	0.0	0	0	0	60	85%
Oct 7	Min	L	1/1	3	1	0.0	0	0	0	53	85%
Oct 11	at NYG	W	1/1	6	3	1.0	0	0	0	45	69%
Oct 21	Car	L	1/1	2	2	0.0	0	0	0	45	76%
Oct 28	at Jax	W	1/1	2	2	0.0	0	1	0	53	83%
Nov 11	Dal	L	1/1	6	4	0.0	0	0	0	56	81%
Nov 18	at NO	L	1/1	2	2	0.0	0	0	0	49	70%
Nov 25	NYG	W	1/1	3	2	0.0	0	0	0	49	79%
Dec 3	Was	W	1/1	3	3	1.0	0	0	0	40	89%
Dec 9	at Dal	L	1/1	3	1	1.5	0	0	0	79	80%
Dec 16	at LAR	W	1/1	3	2	1.0	0	0	0	57	75%
Dec 23	Hou	W	1/1	2	1	0.0	0	0	1	49	75%
Dec 30	at Was	W	1/1	4	4	3.0	0	0	1	32	71%
Totals			16/16	53	38	10.5	0	1	1	830	80%
PLAYOFFS											
Jan 6	at Chi	W	1/1	4	2	0.0	0	0	0	54	84%
Jan 13	at NO	L	1/1	3	2	0.0	0	0	0	42	55%
Totals			2/2	7	4	0.0	0	0	0	96	68%

SEASON HIGHLIGHTS (Continued)

- ▶ Sacked Steelers QB **Ben Roethlisberger** twice and forced him to fumble once (recovered by **Brandon Graham**) as part of an 8-tackle effort vs. Pit. (9/25/16)

2015 - PHILADELPHIA (16/16)

- ▶ Produced career highs with 104 tackles (80 solo) and 3 FFs en route to his first career **Pro Bowl** nod. His 9.5 sacks were the most by an Eagles interior DL since **Corey Simon** (9.5) in 2000. Also named second-team **All-Pro** by the *Associated Press*
- ▶ Posted 2.0 sacks among 9 tackles vs. Was. (12/26/15)
- ▶ Earned his first career **NFC Defensive Player of the Week** award after recording 3.0 sacks, 2 FFs and 1 FR in the 39-17 win vs. NO (10/11/15). Became the first ever Eagle and first NFL player since 2007 to collect 3.0 sacks, 2 FFs and 1 FR in a single game. His 3.0 sacks were a career-high and his 2 FFs resulted in 9 points

2014 - PHILADELPHIA (16/16)

- ▶ Earned second-team **All-Pro** honors from the *Associated Press* and **All-NFC** recognition from the PFWA. Totaled 70 tackles (59 solo), 7 TFLs, 4.0 sacks, 1 FF and a career-high 3 FRs
- ▶ Recorded a career-high 13 tackles (11 solo) vs. Sea. (12/7/14)
- ▶ Scored the first TD of his career on a 17-yard fumble return, sealing the 34-17 victory vs. Jax. (9/7/14)

2013 - PHILADELPHIA (16/16, 1/1)

- ▶ Finished the regular season with 66 tackles (44 solo), 3.0 sacks, 3 PDs and 1 FR. Also led the team with 21 hurries

2017 GAME-BY-GAME STATISTICS (PHI)

Date	Opp	GP/S	Tot	Solo	Sk	Int	PD	FF	FR	Snap	Pct
Sep 10	at Was	W	1/1	1	1	1.0	0	0	1	43	68%
Sep 17	at KC	L	1/1	3	2	1.0	0	0	0	44	83%
Sep 24	NYG	W	1/1	1	1	0.0	0	0	0	17	25%
Oct 1	at LAC	W	0/0	INACTIVE (CALF)							
Oct 8	Ari	W	0/0	INACTIVE (CALF)							
Oct 12	at Car	W	1/1	2	0	0.5	0	2	0	65	79%
Oct 23	Was	W	1/1	1	1	1.0	0	0	0	51	80%
Oct 29	SF	W	1/1	4	1	1.0	0	1	0	45	68%
Nov 5	Den	W	1/1	2	2	0.0	0	0	0	39	61%
Nov 19	at Dal	W	1/1	3	3	0.0	0	0	0	46	73%
Nov 26	Chi	W	1/1	3	3	1.0	0	0	0	35	64%
Dec 3	at Sea	L	1/1	4	2	0.0	0	0	0	51	82%
Dec 10	at LAR	W	1/1	5	3	0.0	0	0	0	37	77%
Dec 17	at NYG	W	1/1	2	1	0.0	0	0	0	70	80%
Dec 25	Oak	W	1/1	4	3	0.0	0	0	1	62	90%
Dec 31	Dal	L	1/1	0	0	0.0	0	0	0	3	4%
Totals			14/14	35	23	5.5	0	3	1	608	59%
PLAYOFFS											
Jan 13	Atl	W	1/1	7	6	1.0	0	0	0	57	90%
Jan 21	Min	W	1/1	4	3	0.0	0	0	0	53	79%
Feb 4	at NE	W	1/1	2	1	0.0	0	0	0	68	90%
Totals			3/3	13	10	1.0	0	0	0	178	86%

MULTI-SACK GAMES (9)

Date	Opponent	Sacks
12/30/18	at Washington (W, 24-0)	3.0
10/11/15	vs. New Orleans Saints (W, 39-17)	3.0
9/25/16	vs. Pittsburgh Steelers (W, 34-3)	2.0
12/26/15	vs. Washington (L, 24-38)	2.0
10/27/19	at Buffalo Bills (W, 31-13)	1.5
12/9/18	at Dallas Cowboys (L, 23-29) (OT)	1.5
9/6/18	vs. Atlanta Falcons (W, 18-12)	1.5
12/11/16	vs. Washington (L, 22-27)	1.5
12/13/12	vs. Cincinnati Bengals (L, 13-34)	1.5





2016 GAME-BY-GAME STATISTICS (PHI)

Date	Opp	GP/S	Tot	Solo	Sk	Int	PD	FF	FR	Snap	Pct
Sep 11	Cle	W	1/1	4	4	1.0	0	0	0	38	73%
Sep 19	at Chi	W	1/1	2	2	0.0	0	0	0	42	81%
Sep 25	Pit	W	1/1	8	6	2.0	0	0	1	41	68%
Oct 9	at Det	L	1/1	2	2	1.0	0	0	0	53	87%
Oct 16	at Was	L	1/1	0	0	0.0	0	0	0	55	74%
Oct 23	Min	W	1/1	5	2	0.0	0	0	0	54	71%
Oct 30	at Dal	L	1/1	5	3	0.0	0	0	0	64	82%
Nov 6	at NYG	L	1/1	5	3	0.0	0	1	0	50	78%
Nov 13	Atl	W	1/1	1	0	0.0	0	0	0	41	82%
Nov 20	at Sea	L	1/1	4	2	0.0	0	1	0	45	67%
Nov 28	GB	L	1/1	2	0	0.0	0	0	0	57	80%
Dec 4	at Cin	L	1/1	3	2	0.0	0	1	0	47	73%
Dec 11	Was	L	1/1	4	3	1.5	0	0	0	34	71%
Dec 18	at Bal	L	1/1	2	1	1.0	0	0	0	46	79%
Dec 22	NYG	W	1/1	3	1	0.0	0	1	0	66	74%
Jan 1	Dal	W	1/1	3	3	0.0	0	0	0	40	71%
Totals		16/16	53	34	6.5	0	4	1	1	773	76%

2015 GAME-BY-GAME STATISTICS (PHI)

Date	Opp	GP/S	Tot	Solo	Sk	Int	PD	FF	FR	Snap	Pct
Sep 14	at Atl	L	1/1	4	3	1.0	0	0	0	69	90%
Sep 20	Dal	L	1/1	7	5	0.0	0	0	1	68	80%
Sep 27	at NYJ	W	1/1	5	2	0.0	0	0	0	62	78%
Oct 4	at Was	L	1/1	7	4	0.0	0	0	0	73	87%
Oct 11	NO	W	1/1	9	9	3.0	0	0	2	46	67%
Oct 19	NYG	W	1/1	6	4	1.0	0	0	1	56	82%
Oct 25	at Car	L	1/1	4	3	0.0	0	0	0	52	85%
Nov 8	at Dal	W	1/1	5	3	0.0	0	0	0	65	83%
Nov 15	Mia	L	1/1	7	4	0.5	0	0	0	59	88%
Nov 22	TB	L	1/1	8	5	0.0	0	0	0	59	76%
Nov 26	at Det	L	1/1	8	8	0.0	0	0	0	52	72%
Dec 6	at NE	W	1/1	2	2	0.0	0	0	0	66	74%
Dec 13	Buf	W	1/1	8	8	1.0	0	0	0	60	81%
Dec 20	Ari	L	1/1	7	6	1.0	0	0	0	59	78%
Dec 26	Was	L	1/1	9	8	2.0	0	0	0	64	85%
Jan 3	at NYG	W	1/1	8	6	0.0	0	0	0	73	87%
Totals		16/16	104	80	9.5	0	0	3	2	983	81%



SEASON HIGHLIGHTS (Continued)

2012 - PHILADELPHIA (16/16)

- ▶ Named to PFWA's **All-Rookie** team after tying for the team lead with 5.5 sacks, which also tied for the 3rd-most sacks ever by an Eagles rookie, behind **Corey Simon** (9.5 in 2000) and **Derrick Burgess** (6.0 in 2001). Added 65 tackles (46 solo) and 7 TFLs
- ▶ Combined for 4.5 sacks in his last 7 games, including 1.5 sacks of Bengals QB **Andy Dalton** vs. Cin. (12/13/12)
- ▶ Made the first start of his career vs. Atl. (10/28/12) and led the defensive line with 11 tackles (6 solo)
- ▶ Recorded a sack in his first NFL game when he took down Browns QB **Brandon Weeden** at Cle. (9/19/12)

COLLEGE HIGHLIGHTS

- ▶ Finished with 114 tackles (53 solo), 24.5 TFLs and 8.5 sacks in 36 games (27 starts) during his three-year career at Mississippi State. Also blocked 5 FG attempts
- ▶ Earned first-team All-SEC honors as a junior in 2011. Set career-highs with 56 tackles (26 solo), 14.5 TFLs and 5.0 sacks
- ▶ Played in all 12 games (4 starts) during his true freshman season in 2009, earning Freshman All-SEC honors while racking up 29 tackles (17 solo) and 3.5 TFLs

TRANSACTIONS

- 2012** Drafted by PHI in 1st round (12th overall)
Signed 4-year contract
- 6/16/16** Signed by PHI to 6-year contract extension



2014 GAME-BY-GAME STATISTICS (PHI)

Date	Opp		GP/S	Tot	Solo	Sk	Int	PD	FF	FR	Snap	Pct
Sep 7	Jax	W	1/1	5	5	0.0	0	0	0	1	52	71%
Sep 15	at Ind	W	1/1	4	4	0.0	0	0	1	0	61	85%
Sep 21	Was	W	1/1	4	3	0.0	0	0	0	0	65	83%
Sep 28	at SF	L	1/1	6	6	0.0	0	0	0	0	64	77%
Oct 5	StL	W	1/1	2	2	0.0	0	0	0	1	58	78%
Oct 12	NYG	W	1/1	6	5	0.0	0	0	0	0	41	64%
Oct 26	at Ari	L	1/1	1	1	0.0	0	0	0	0	62	89%
Nov 2	at Hou	W	1/1	2	1	0.0	0	0	0	0	50	83%
Nov 10	Car	W	1/1	6	3	1.0	0	0	0	0	52	63%
Nov 16	at GB	L	1/1	4	4	0.0	0	0	0	0	55	81%
Nov 23	Ten	W	1/1	1	1	1.0	0	0	0	0	42	62%
Nov 27	at Dal	W	1/1	3	3	1.0	0	0	0	0	45	74%
Dec 7	Sea	L	1/1	13	11	0.0	0	0	0	0	73	85%
Dec 14	Dal	L	1/1	4	2	0.0	0	0	0	1	77	94%
Dec 20	at Was	L	1/1	4	3	1.0	0	0	0	0	53	93%
Dec 28	at NYG	W	1/1	5	5	0.0	0	0	0	0	71	89%
Totals			16/16	70	59	4.0	0	0	1	3	921	80%



2013 GAME-BY-GAME STATISTICS (PHI)

Date	Opp		GP/S	Tot	Solo	Sk	Int	PD	FF	FR	Snap	Pct
Sep 9	at Was	W	1/1	5	3	1.0	0	0	0	0	54	72%
Sep 15	SD	L	1/1	5	2	0.0	0	0	0	0	64	77%
Sep 19	KC	L	1/1	5	4	1.0	0	0	0	0	61	74%
Sep 29	at Den	L	1/1	3	1	0.0	0	0	0	0	46	63%
Oct 6	at NYG	W	1/1	3	2	0.0	0	0	0	0	52	71%
Oct 13	at TB	W	1/1	3	2	0.0	0	1	0	0	53	74%
Oct 20	Dal	L	1/1	3	1	0.0	0	0	0	0	59	77%
Oct 27	NYG	L	1/1	6	5	1.0	0	0	0	0	63	85%
Nov 3	at Oak	W	1/1	3	2	0.0	0	0	0	0	55	58%
Nov 10	at GB	W	1/1	7	5	0.0	0	0	0	0	62	78%
Nov 17	Was	W	1/1	6	5	0.0	0	1	0	1	61	74%
Dec 1	Ari	W	1/1	3	1	0.0	0	0	0	0	57	80%
Dec 8	Det	W	1/1	4	2	0.0	0	1	0	0	44	76%
Dec 15	at Min	L	1/1	8	7	0.0	0	0	0	0	63	84%
Dec 22	Chi	W	1/1	1	1	0.0	0	0	0	0	37	57%
Dec 29	at Dal	W	1/1	1	1	0.0	0	0	0	0	51	77%
Totals			16/16	66	44	3.0	0	3	0	1	882	73%

PLAYOFFS

Jan 4	NO	L	1/1	3	3	0.0	0	0	0	0	61	85%
Totals			1/1	3	3	0.0	0	0	0	0	61	85%

2012 GAME-BY-GAME STATISTICS (PHI)

Date	Opp		GP/S	Tot	Solo	Sk	Int	PD	FF	FR	Snap	Pct
Sep 9	at Cle	W	1/0	5	4	1.0	0	0	0	0	28	46%
Sep 16	Bal	W	1/0	6	5	0.0	0	1	0	0	50	72%
Sep 23	at Ari	L	1/0	3	0	0.0	0	0	0	0	31	50%
Sep 30	NYG	W	1/0	4	3	0.0	0	0	0	0	43	63%
Oct 7	at Pit	L	1/0	4	3	0.0	0	0	0	0	45	62%
Oct 14	Det	L	1/0	1	0	0.0	0	0	0	0	31	40%
Oct 28	Atl	L	1/1	11	6	0.0	0	1	0	0	44	59%
Nov 5	at NO	L	1/1	4	3	0.0	0	0	0	0	25	45%
Nov 11	Dal	L	1/1	2	1	1.0	0	0	0	0	33	61%
Nov 18	at Was	L	1/1	10	8	1.0	0	0	0	0	30	57%
Nov 26	Car	L	1/1	1	1	0.0	0	0	0	0	5	7%
Dec 2	at Dal	L	1/1	0	0	0.0	0	0	0	0	20	31%
Dec 9	at TB	W	1/1	5	5	1.0	0	0	0	0	50	69%
Dec 13	Cin	L	1/1	6	5	1.5	0	0	0	0	49	63%
Dec 23	Was	L	1/1	3	2	0.0	0	0	0	0	25	47%
Dec 30	at NYG	L	0/0	INACTIVE (CONCUSSION)								
Totals			15/9	65	46	5.5	0	2	0	0	509	49%



6-3 | 210 **3rd Year**

DOB: April 2, 1995 (Age 25)

**Warner Robins,
Georgia**



**Northside
High School**



Georgia State
D6-17 (209th overall)
by Washington
Acquired: FA-19

BIRDSEED

Davis attended Northside (GA) High School, where he was a standout athlete in football and basketball. Davis earned his degree in kinesiology from Georgia State. He is also the cousin of former NFL LB **Thomas Davis**.

@Robert_D13 @rjd_1

MOST RECEPTIONS

SUN BELT PLAYERS FROM 2015-16

128 Robert Davis (Georgia State)

108 Emanuel Thompson (Troy)

106 Al-Damion Riles (Louisiana)

98 Marcus Green (Louisiana-Monroe)

96 Trent Cowan (Idaho)

Robert Davis was elevated by the Eagles from the practice squad to the active roster in Week 15 of 2019. Davis, who was selected by Washington in the 6th round (209th overall) of the 2017 NFL Draft, played collegiately at Georgia State. He produced the 2nd-most career receiving yards (3,391) in Sun Belt Conference history, trailing only T.Y. Hilton (3,531).

MOST RECEIVING YARDS

SUN BELT CONFERENCE HISTORY

T.Y. Hilton (2008-11) 3,531

Robert Davis (2013-16) 3,391

Jerrel Jernigan (2007-10) 3,127

Penny Hart (2015-18) 2,960

J.D. McKissic (2011-15) 2,838

SUN BELT PLAYERS FROM 2015-16

Robert Davis (Georgia St.) 1,948

Josh Magee (S. Alabama) 1,326

Gerald Everett (S. Alabama) 1,292

Deon Watson (Idaho) 1,246

Al-Damion Riles (Louisiana) 1,206

**DAVIS FINISHED HIS CAREER
AT GEORGIA STATE AS THE
SCHOOL'S ALL-TIME LEADER IN
RECEPTIONS (222) AND
RECEIVING YARDS (3,391).**

SEASON HIGHLIGHTS

2019 - WASHINGTON & PHILADELPHIA (6/3, 1/1)

- ▶ Totaled 2 receptions for 17 yards during stints with Washington and Philadelphia

COLLEGE HIGHLIGHTS

- ▶ Finished his career as Georgia State's all-time leader in receptions (222) and receiving yards (3,391). Became the first three-time all-conference selection and second NFL draft pick (also **Ulrick John** in 2014) in school history
- ▶ Led the Sun Belt Conference in receptions (128) and receiving yards (1,948) from 2015-16. Posted a career-high 67 catches for 968 yards (14.4 avg.) and 5 TDs as a senior in 2016. Also registered career highs in receiving yards (980) and receiving TDs (6) as a junior in 2015



CAREER STATISTICS

Year	Team	GP/S	RECEIVING					OFF SNAPS	
			Rec	Yds	Avg	Lg	TD	No	Pct
2017	Washington	1/0	0	0	---	---	0	0	0%
2019	Washington	3/1	1	11	11.0	11	0	33	4%
	Philadelphia	3/2	1	6	6.0	6	0	103	9%
	Totals	6/3	2	17	8.5	11	0	---	---

PLAYOFFS

2019	Philadelphia	1/0	0	0	---	---	0	48	70%
Totals		1/0	0	0	---	---	0	---	---

ADDITIONAL STATISTICS

Special Teams Tackles: 1 - 2019 (1)

CAREER HIGHS

Receptions	1	2x, last: 12/22/19 vs. Dal.
Receiving Yards	11	9/29/19 at NYG
Receiving Long	11	9/29/19 at NYG
Receiving TDs	--	---



2019 GAME-BY-GAME STATISTICS (WAS & PHI)

				RECEIVING					SNAPS	
Date	Opp		GP/S	Rec	Yds	Avg	Lg	TD	No	Pct
NOT ON NFL ROSTER										
Sep 15	Dal	L	1/0	0	0	---	--	0	4	7%
Sep 22	Chi	L	1/0	0	0	---	--	0	8	10%
Sep 26	at NYG	W	1/1	1	11	11.0	11	0	21	43%
WAIVED BY WASHINGTON (10/1/19)										
NOT ON NFL ROSTER										
SIGNED BY PHILADELPHIA TO PRACTICE SQUAD (10/7/19)										
Oct 13	at Min	L	---	EAGLES PRACTICE SQUAD						
Oct 20	at Dal	L	---	EAGLES PRACTICE SQUAD						
Oct 27	at Buf	W	---	EAGLES PRACTICE SQUAD						
Nov 3	Chi	W	---	EAGLES PRACTICE SQUAD						
Nov 17	NE	L	---	EAGLES PRACTICE SQUAD						
Nov 24	Sea	L	---	EAGLES PRACTICE SQUAD						
Dec 1	at Mia	L	---	EAGLES PRACTICE SQUAD						
Dec 9	NYG	W	---	EAGLES PRACTICE SQUAD						
Dec 15	at Was	W	1/1	0	0	---	--	0	16	21%
Dec 22	Dal	W	1/0	1	6	6.0	6	0	29	40%
Dec 29	at NYG	W	1/1	0	0	---	--	0	58	78%
Totals			6/3	2	17	8.5	11	0	---	---
PLAYOFFS										
Jan 5	Sea	L	1/0	0	0	---	--	0	48	70%
Totals			1/0	0	0	---	--	0	48	70%

2017 GAME-BY-GAME STATISTICS (WAS)

Date	Opp	GP/S	RECEIVING					SNAPS	
			Rec	Yds	Avg	Lg	TD	No	Pct
Sep 10	Phi	L	---	WASHINGTON PRACTICE SQUAD					
Sep 17	at LAR	W	---	WASHINGTON PRACTICE SQUAD					
Sep 24	Oak	W	---	WASHINGTON PRACTICE SQUAD					
Oct 2	at KC	L	---	WASHINGTON PRACTICE SQUAD					
Oct 15	SF	W	---	WASHINGTON PRACTICE SQUAD					
Oct 23	at Phi	L	---	WASHINGTON PRACTICE SQUAD					
Oct 29	Dal	L	---	WASHINGTON PRACTICE SQUAD					
Nov 5	at Sea	W	---	WASHINGTON PRACTICE SQUAD					
Nov 12	Min	L	---	WASHINGTON PRACTICE SQUAD					
Nov 19	at NO	L	---	WASHINGTON PRACTICE SQUAD					
Nov 23	NYG	W	---	WASHINGTON PRACTICE SQUAD					
Nov 30	at Dal	L	---	WASHINGTON PRACTICE SQUAD					
Dec 10	at LAC	L	0/0	INACTIVE					
Dec 17	Ari	W	0/0	INACTIVE					
Dec 24	Den	W	1/0	0	0	---	---	0	0%
Dec 31	at NYG	L	0/0	INACTIVE					
Totals		1/0	0	0	---	---	---	0	0%

TRANSACTIONS

2017	Drafted by WAS in 6th round (209th overall) Signed 4-year contract
9/2/17	Waived by WAS
9/3/17	Signed by WAS to practice squad
12/4/17	Signed by WAS from practice squad to active roster
8/13/18	Placed on Injured Reserve (knee)
9/7/19	Waived by WAS
9/10/19	Signed by WAS to practice squad
9/13/19	Signed by WAS from practice squad to active roster
10/1/19	Waived by WAS
10/7/19	Signed by PHI to practice squad
12/12/19	Signed by PHI from practice squad to active roster



6-5 | 315 **2nd Year**

DOB: Oct. 3, 1995 (Age 24)



**Woodinville,
Washington**

**Woodinville
High School**



Washington State
D1-19 (22nd overall)
by Philadelphia

BIRDSEED

Dillard attended Woodinville (WA) High School, where he was named All-KingCo First Team and KingCo 4A Credit Division Off. Lineman of the Year as a senior.

Dillard's father, Mitch, was an OL coach for the Cougars in the late 1980s.

Dillard earned a bachelor's degree in social science.

@andredillard_

THREE-STEP DROP

Surprisingly good at: Impressions

Bucket list: Vacation outside of the U.S.

If he could play another sport: Golf

Favorite meal: Cheeseburger and fries

Favorite music: Metal

Favorite athlete growing up:
Shaquille O'Neal



Andre Dillard was originally selected by the Eagles with the 22nd-overall pick in the 2019 NFL Draft. Dillard played collegiately at Washington State, where he received All-America and first-team All-Pac-12 honors as a senior in 2018. He played in 42 career games, starting the final 39 at left tackle for the Cougars.

CAREER HIGHLIGHTS

- ▶ Saw action in all 16 games as a rookie and started 4 contests at LT (3) and RT (1). Made his first career start at Dal. (10/20/19)

COLLEGE HIGHLIGHTS

- ▶ Appeared in 42 career games, starting the final 39 at left tackle for the Cougars. Was a two-time All-Pac-12 selection
- ▶ Started all 13 games at LT as a senior in 2018, allowing just 1.0 sack and 13 total pressures (1.8%) in 722 pass-blocking snaps (per *Pro Football Focus*). Earned All-America honors and first-team All-Pac-12 accolades
- ▶ Started all 13 games at LT as a junior in 2017 and was named All-Pac-12 honorable mention
- ▶ Received second-team All-Pac-12 recognition from *Pro Football Focus* after starting all 13 games at LT during his sophomore year in 2016

TRANSACTIONS

2019 Drafted by PHI in 1st round (22nd overall)
Signed 4-year contract

CAREER STATISTICS

			STARTS		OFF SNAPS	
Year	Team	GP/S	LT	RT	No	Pct
2019	Philadelphia	16/4	3	1	346	29%
Totals		16/4	3	1	---	---
PLAYOFFS						
2019	Philadelphia	1/0	0	0	2	3%
Totals		1/0	0	0	---	---

DILLARD PLAYED 722 PASS-BLOCKING SNAPS (T-1ST AMONG FBS OL) IN 2018, ALLOWING ONLY 1.0 SACK AND 13 TOTAL PRESSURES (1.8%).



6-2 | 209 **4th Year**
DOB: Aug. 29, 1995 (Age 24)

East Orange, New Jersey

East Orange High School



West Virginia
D3-17 (99th overall)
by Philadelphia

MOST INTERCEPTIONS

EAGLES PLAYERS IN 2018

3	Rasul Douglas
2	Avonte Maddox
1	Several players tied

THREE-STEP DROP

Hobbies: Bowling

If he could play another sport, what position: Shortstop, baseball

Favorite athletes growing up: Brian Dawkins, Derek Jeter, Dirk Nowitzki, Ed Reed

Moment left starstruck:
 When he went to the Vince Carter basketball camp

Favorite quote: "If you don't plan, you are planning to fail."

Favorite movie: *Law Abiding Citizen*

Favorite TV show: *Power*

Favorite meal: Chicken alfredo



Rasul Douglas (pronounced RAH-sool) was selected by Philadelphia in the 3rd round (99th overall) of the 2017 NFL Draft. Over the last two seasons, Douglas has led the Eagles in PDs (13 in 2019) and INTs (3 in 2018). The New Jersey native played collegiately at West Virginia, where he collected All-Big 12 honors and tied for the NCAA lead with 8 INTs in 2016.

MOST PASSES DEFENSED

EAGLES PLAYERS IN 2019

Rasul Douglas	13
Avonte Maddox	13
Malcolm Jenkins	12
Ronald Darby	11
Several players tied	10

SEASON HIGHLIGHTS

2019 - PHILADELPHIA (16/6, 1/0)

- ▶ Tied with **Avonte Maddox** for the most PDs (13) on the Eagles defense while also adding 40 tackles (35 solo) and 3 TFLs
- ▶ Recorded a career-high 4 PDs in the division-clinching, 34-17 win at NYG (12/29/19)

2018 - PHILADELPHIA (16/7, 2/2)

- ▶ Posted 60 tackles (54 solo) with 5 TFLs and led the team with a career-high 3 INTs
- ▶ Picked off QB **Josh Johnson** on the first play from scrimmage in the 24-0 victory at Was. (12/30/18). Became the first Eagle to record an INT on an opponent's first play from scrimmage since **Eric Allen** picked off **Steve Young** on a pass intended for **Jerry Rice** on 10/2/94 at San Francisco

2017 - PHILADELPHIA (14/5, 3/0)

- ▶ Tallied a career-high 14 PDs along with 39 tackles (32 solo) and 2 INTs as a rookie. His 14 PDs ranked 3rd on the Eagles defense, trailing only **Jalen Mills** (22) and **Patrick Robinson** (22) in that category
- ▶ Intercepted Panthers QB **Cam Newton** at the CAR 19 and returned the ball 12 yards to set up a game-tying TD drive in the second quarter of the 28-23 win at Car. (10/12/17)
- ▶ Made his first career start in the 27-24 win vs. NYG (9/24/17) and picked off Giants QB **Eli Manning** for his first career INT. Became the first Eagle to record an INT in his first 2 career games since **Nate Allen** in 2010



CAREER STATISTICS

Year	Team	GP/S	TACKLES					PASS DEFENSE						FUMBLES			DEF SNAPS	
			Total	Solo	Asst	TFL	Sacks	Int	Yds	Lg	TD	PD	QPH	FF	FR	Yds	No	Pct
2017	Philadelphia	14/5	39	32	7	0	0.0	2	7	7	0	14	0	0	0	0	420	41%
2018	Philadelphia	16/7	60	54	6	5	0.0	3	0	0	0	4	0	0	0	0	543	52%
2019	Philadelphia	16/6	40	35	5	3	0.0	0	0	--	0	13	1	0	0	0	592	57%
Totals		46/18	139	121	18	8	0.0	5	7	7	0	31	1	0	0	0	---	---

PLAYOFFS

2017	Philadelphia	3/0	0	0	0	0	0.0	0	0	--	0	0	0	0	0	0	0	0%
2018	Philadelphia	2/2	10	9	1	0	0.0	0	0	--	0	2	0	0	0	0	118	84%
2019	Philadelphia	1/0	0	0	0	0	0.0	0	0	--	0	0	0	0	0	0	0	0%
Totals		6/2	10	9	1	0	0.0	0	0	--	0	2	0	0	0	0	---	---

ADDITIONAL STATISTICS

Special Teams Tackles: 4 - 2019 (1), 2018 (1), 2017 (2)

CAREER HIGHS

Tackles	13	12/16/18 at LAR
Sacks	--	---
INTs	1	5x, last: 12/30/18 at Was
PDs	4	12/29/19 vs. NYG
FFs	--	---
FRs	--	---

COLLEGE HIGHLIGHTS

- ▶ Collected first-team All-Big 12 honors as a senior in 2016, when he tied for the NCAA lead with 8 INTs (also Florida State's **Tarvarus McFadden**). Returned an interception 54 yards for a TD in a win vs. Brigham Young (9/24/16)
- ▶ Played in 11 games as a junior in 2015, adding depth at CB and seeing action on special teams. Recorded his first INT with the Mountaineers in a win at Kansas (11/21/15)
- ▶ Prior to transferring to WVU, played at Nassau Community College (Garden City, NY). Named NJCAA All-American First Team and was selected as a PrepStar JUCO All-American after leading his team to a 10-0 record, No. 6 national ranking and a victory in the Valley of the Sun Bowl in 2014

TRANSACTIONS

2017 Drafted by PHI in 3rd round (99th overall)
Signed 4-year contract

BIRDSEED

Douglas is one of seven siblings and was raised by his grandmother in East Orange, NJ. He credits his little league baseball coach, Mike Davis, for helping turn his life around. Davis was also the P.A. announcer for East Orange HS and a mentor for at-risk youth. "He was the one who took me out of the streets. He made sure we did what we had to do."

Nassau Community College had no dorms, so Douglas lived in an apartment eight miles from campus and took the bus to and from school and practice each day. On his own financially, Douglas slept on the floor and battled hunger.

Douglas would wait until the end of the day to eat and often ordered off the dollar menu at McDonald's, eating half of the meal and saving the rest for later. "Every time I eat, I always think I'm making up a meal that I missed in junior college ... It definitely fuels me all the time, just thinking about what I went through."





2019 GAME-BY-GAME STATISTICS (PHI)

Date	Opp		GP/S	Tot	Solo	Sk	Int	PD	FF	FR	Snap	Pct
Sep 8	Was	W	1/1	3	3	0.0	0	1	0	0	55	86%
Sep 15	at Atl	L	1/0	2	2	0.0	0	2	0	0	39	59%
Sep 22	Det	L	1/0	3	2	0.0	0	3	0	0	50	78%
Sep 26	at GB	W	1/1	5	4	0.0	0	0	0	0	79	98%
Oct 6	NYJ	W	1/1	4	3	0.0	0	2	0	0	58	98%
Oct 13	at Min	L	1/1	7	7	0.0	0	0	0	0	69	97%
Oct 20	at Dal	L	1/1	6	5	0.0	0	0	0	0	63	90%
Oct 27	at Buf	W	1/0	0	0	0.0	0	0	0	0	6	10%
Nov 3	Chi	W	1/0	1	1	0.0	0	1	0	0	7	16%
Nov 17	NE	L	1/0	0	0	0.0	0	0	0	0	18	24%
Nov 24	Sea	L	1/0	0	0	0.0	0	0	0	0	6	9%
Dec 1	at Mia	L	1/0	0	0	0.0	0	0	0	0	0	0%
Dec 9	NYG	W	1/0	0	0	0.0	0	0	0	0	8	15%
Dec 15	at Was	W	1/0	1	1	0.0	0	0	0	0	16	30%
Dec 22	Dal	W	1/0	4	4	0.0	0	0	0	0	44	71%
Dec 29	at NYG	W	1/1	4	3	0.0	0	4	0	0	74	100%
Totals			16/6	40	35	0.0	0	13	0	0	592	57%
PLAYOFFS												
Jan 5	Sea	L	1/0	0	0	0.0	0	0	0	0	0	0%
Totals			1/0	0	0	0.0	0	0	0	0	0	0%



2018 GAME-BY-GAME STATISTICS (PHI)

Date	Opp		GP/S	Tot	Solo	Sk	Int	PD	FF	FR	Snap	Pct
Sep 6	Atl	W	1/0	0	0	0.0	1	1	0	0	2	3%
Sep 16	at TB	L	1/0	0	0	0.0	0	0	0	0	1	2%
Sep 23	Ind	W	1/0	0	0	0.0	0	0	0	0	3	5%
Sep 30	at Ten	L	1/0	0	0	0.0	0	0	0	0	0	0%
Oct 7	Min	L	1/0	0	0	0.0	0	0	0	0	3	5%
Oct 11	at NYG	W	1/0	0	0	0.0	0	0	0	0	42	65%
Oct 21	Car	L	1/0	0	0	0.0	0	0	0	0	0	0%
Oct 28	at Jax	W	1/0	0	0	0.0	0	0	0	0	42	66%
Nov 11	Dal	L	1/1	8	7	0.0	0	0	0	0	67	97%
Nov 18	at NO	L	1/1	4	4	0.0	0	0	0	0	51	73%
Nov 25	NYG	W	1/0	0	0	0.0	0	0	0	0	2	3%
Dec 3	Was	W	1/1	8	7	0.0	0	0	0	0	45	100%
Dec 9	at Dal	L	1/1	11	10	0.0	1	1	0	0	99	100%
Dec 16	at LAR	W	1/1	13	11	0.0	0	0	0	0	76	100%
Dec 23	Hou	W	1/1	11	10	0.0	0	1	0	0	65	100%
Dec 30	at Was	W	1/1	5	5	0.0	1	1	0	0	45	100%
Totals			16/7	60	54	0.0	3	4	0	0	543	52%
PLAYOFFS												
Jan 6	at Chi	W	1/1	8	7	0.0	0	1	0	0	64	100%
Jan 13	at NO	L	1/1	2	2	0.0	0	1	0	0	54	70%
Totals			2/2	10	9	0.0	0	2	0	0	118	84%

2017 GAME-BY-GAME STATISTICS (PHI)

Date	Opp		GP/S	Tot	Solo	Sk	Int	PD	FF	FR	Snap	Pct
Sep 10	at Was	W	0/0	INACTIVE								
Sep 17	at KC	L	1/0	6	5	0.0	0	1	0	0	39	74%
Sep 24	NYG	W	1/1	6	5	0.0	1	1	0	0	69	100%
Oct 1	at LAC	W	1/1	3	2	0.0	0	1	0	0	57	100%
Oct 8	Ari	W	1/1	3	3	0.0	0	1	0	0	20	33%
Oct 12	at Car	W	1/1	5	4	0.0	1	3	0	0	56	68%
Oct 23	Was	W	1/0	1	1	0.0	0	0	0	0	28	44%
Oct 29	SF	W	1/0	2	1	0.0	0	2	0	0	30	46%
Nov 5	Den	W	1/0	4	3	0.0	0	2	0	0	37	58%
Nov 19	at Dal	W	1/0	0	0	0.0	0	0	0	0	0	0%
Nov 26	Chi	W	1/0	2	2	0.0	0	3	0	0	11	20%
Dec 3	at Sea	L	1/0	0	0	0.0	0	0	0	0	1	2%
Dec 10	at LAR	W	1/0	0	0	0.0	0	0	0	0	0	0%
Dec 17	at NYG	W	0/0	INACTIVE								
Dec 25	Oak	W	1/0	0	0	0.0	0	0	0	0	4	6%
Dec 31	Dal	L	1/1	7	6	0.0	0	0	0	0	68	100%
Totals			14/5	39	32	0.0	2	14	0	0	420	41%
PLAYOFFS												
Jan 13	Atl	W	1/0	0	0	0.0	0	0	0	0	0	0%
Jan 21	Min	W	1/0	0	0	0.0	0	0	0	0	0	0%
Feb 4	at NE	W	1/0	0	0	0.0	0	0	0	0	0	0%
Totals			3/0	0	0	0.0	0	0	0	0	0	0%



6-5 | 312 **Rookie**

DOB: April 1, 1997 (Age 23)

**Madison,
Connecticut**

**Daniel Hand
High School**



Auburn
*D4b-20 (145th overall)
by Philadelphia*

THREE-STEP DROP

First job: Worked at a Nike outlet while in high school

Prized possession: "I have a very large baseball card collection."

Desired talent: Sleight of hand magic tricks

Moments left star struck: Meeting Tim Cook and Yao Ming on separate occasions

Favorite quote: "Success breeds complacency. Complacency breeds failure. Only the paranoid survive."
- Andy Grove

Fun fact: "I've never been to an NFL game before."



Jack Driscoll was originally selected by the Eagles in the 4th round (145th overall) of the 2020 NFL Draft. Driscoll, who played at Auburn (2018-19) and UMass (2015-17), started the final 45 games of his collegiate career, which marked the 10th-longest active streak by an FBS offensive lineman. As a senior in 2019, Driscoll was named to the preseason All-SEC second-team by *Pro Football Focus* and started all 13 games for the Tigers offense.

COLLEGE HIGHLIGHTS

- ▶ Played collegiately at Auburn (2018-19) and UMass (2015-17). Saw action in 46 career games, including starts in each of the last 45 contests, which marked the 10th-longest active streak by an FBS offensive lineman
- ▶ Started all 13 games in 2019 and was named to the preseason All-SEC second-team by *Pro Football Focus*. Also selected to the Reese's Senior Bowl watch list and was nominated for the William V. Campbell Trophy, which annually recognizes the top football scholar-athlete in the nation for his combined academic success, football performance and exemplary leadership. Member of the SEC academic honor roll
- ▶ In 2018, started all 12 games at Auburn after transferring from UMass. Named to the AD honor roll and SEC first-year academic honor roll
- ▶ Started all 12 games in his final season at UMass in 2017, earning *Phil Steele* All-Independent first-team and All-ECAC second-team honors. Part of an offense that posted season averages of 30.6 points and 432.8 total yards per game
- ▶ Spent time at LG and LT over the course of 9 games (8 starts) in 2016

TRANSACTIONS

2020 Drafted by PHI in 4th round (145th overall)
Signed 4-year contract

BIRDSEED

Driscoll prepped at Daniel Hand (CT) High School, where he was a three-star recruit and earned team MVP honors as a senior.

Driscoll is the son of John and Cory Driscoll and has two siblings, Flynn and Grace. His father, John, played football at New Hampshire.

Driscoll earned his undergraduate degree in hospitality and tourism management from UMass and his graduate degree from Auburn.

COLLEGE STATISTICS

Year	Team	GP/S
2016	UMass	9/8
2017	UMass	12/12
2018	Auburn	12/12
2019	Auburn	13/13
Totals		46/45



6-1 | 242 **2nd Year**
DOB: Aug. 12, 1996 (Age 23)

**Lake Villa,
Illinois**

**Lakes Community
High School**



**Wisconsin
UDFA ('19) by
Philadelphia**

SPECIAL TEAMS SNAPS

EAGLES PLAYERS IN 2019

335 (74%)	Nathan Gerry
334 (74%)	T.J. Edwards
261 (57%)	Rasul Douglas
254 (56%)	Duke Riley
237 (52%)	Craig James

THREE-STEP DROP

First job: Golf course for two days

Surprisingly good at: Golf, video games


Biggest pet peeve: When people don't take off their shoes

If he could play another sport, what position/team: Shortstop or center field, Chicago Cubs

Favorite meal: Italian food, fettuccine

Favorite athlete growing up:
Brian Urlacher

Moment left starstruck: "Coming into the NFL and being around guys you played with in *Madden*."



T.J. Edwards made the Eagles' 53-man roster as an undrafted rookie in 2019 and was a standout special teams contributor in his debut season. Edwards registered a team-high 14 special teams tackles, which are the most by an Eagles rookie since **Moise Fokou** in 2009 (20). He also ranked 2nd on the team in special teams snaps (334, 74%), trailing only **Nathan Gerry** (335, 74%).

SPECIAL TEAMS TACKLES

EAGLES PLAYERS IN 2019

T.J. Edwards	14
Craig James	12
Duke Riley	10
Nathan Gerry	8
Alex Singleton	8

MOST SPECIAL TEAMS TACKLES BY AN EAGLES ROOKIE SINCE 2009:



MOISE FOKOU
20
(2009)



T.J. EDWARDS
14
(2019)



ELDRA BUCKLEY
13
(2009)

SEASON HIGHLIGHTS

2019 - PHILADELPHIA (16/4, 1/0)

- ▶ Totaled 19 tackles (11 solo) on defense and a team-high 14 special teams tackles, which are the most by an Eagles rookie since **Moise Fokou** in 2009 (20). Also ranked 2nd on the team in special teams snaps (334, 74%), trailing only **Nathan Gerry** (335, 74%) in that category

COLLEGE HIGHLIGHTS

- ▶ His 52 starts during his four-year career at Wisconsin are the 2nd-most in school history and 5th-most by a Big Ten player. Made 367 tackles and led the Badgers in tackles three times (2015, 2016, 2018). Logged 37.5 TFLs, 8.0 sacks and 10 INTs (most ever by a Wisconsin LB)
- ▶ A member of a Badgers senior class that went 42-12 (.778), including a 27-8 (.771) mark in Big Ten play and an undefeated 4-0 record in bowl games



CAREER STATISTICS

Year	Team	GP/S	TACKLES					PASS DEFENSE						FUMBLES			DEF SNAPS	
			Total	Solo	Asst	TFL	Sacks	Int	Yds	Lg	TD	PD	QPH	FF	FR	Yds	No	Pct
2019	Philadelphia	16/4	19	11	8	0	0.0	0	0	--	0	0	0	0	0	0	115	11%
Totals		16/4	19	11	8	0	0.0	0	0	--	0	0	0	0	0	0	---	---

PLAYOFFS

2019	Philadelphia	1/0	1	1	0	0	0.0	0	0	--	0	0	0	0	0	0	10	16%
Totals		1/0	1	1	0	0	0.0	0	0	--	0	0	0	0	0	0	---	---

ADDITIONAL STATISTICS

Special Teams Tackles: 14 - 2019 (14) Postseason Special Teams Tackles: 1 - 2019 (1)

CAREER HIGHS

Tackles	6	11/4/19 vs. Chi.
Sacks	--	---
INTs	--	---
PDs	--	---
FFs	--	---
FRs	--	---

2019 GAME-BY-GAME STATISTICS (PHI)

Date	Opp		GP/S	Tot	Solo	Sk	Int	PD	FF	FR	Snaps	Pct
Sep 8	Was	W	1/0	0	0	0.0	0	0	0	0	0	0%
Sep 15	at Atl	L	1/0	0	0	0.0	0	0	0	0	0	0%
Sep 22	Det	L	1/0	0	0	0.0	0	0	0	0	0	0%
Sep 26	at GB	W	1/0	0	0	0.0	0	0	0	0	0	0%
Oct 6	NYJ	W	1/0	0	0	0.0	0	0	0	0	2	3%
Oct 13	at Min	L	1/0	0	0	0.0	0	0	0	0	10	14%
Oct 20	at Dal	L	1/0	2	1	0.0	0	0	0	0	22	31%
Oct 27	at Buf	W	1/1	2	2	0.0	0	0	0	0	15	24%
Nov 3	Chi	W	1/1	6	3	0.0	0	0	0	0	17	38%
Nov 17	NE	L	1/0	1	1	0.0	0	0	0	0	11	15%
Nov 24	Sea	L	1/0	1	0	0.0	0	0	0	0	2	3%
Dec 1	at Mia	L	1/0	0	0	0.0	0	0	0	0	4	6%
Dec 9	NYG	W	1/1	1	1	0.0	0	0	0	0	7	13%
Dec 15	at Was	W	1/0	2	2	0.0	0	0	0	0	8	15%
Dec 22	Dal	W	1/1	3	1	0.0	0	0	0	0	11	18%
Dec 29	at NYG	W	1/0	1	0	0.0	0	0	0	0	6	8%
Totals			16/4	19	11	0.0	0	0	0	0	115	11%

PLAYOFFS

Jan 5	Sea	L	1/0	1	1	0.0	0	0	0	0	10	16%
Totals			1/0	1	1	0.0	0	0	0	0	---	---



COLLEGE HIGHLIGHTS (Continued)

- ▶ In 2018, earned first-team All-Big Ten honors from the media and second-team All-Big Ten honors from the league's coaches
- ▶ Named first-team All-America in 2017 and was a consensus All-Big Ten honoree. Also selected as a Butkus Award finalist
- ▶ Earned All-Big Ten honorable mention and was voted Goodyear Cotton Bowl Classic Defensive MVP in 2016
- ▶ As a freshman in 2015, received Freshman All-America (FWAA) and Big Ten All-Freshman (ESPN) honors

TRANSACTIONS

2019 Signed by PHI as undrafted free agent

BIRDSEED

Edwards played at Lakes Community (IL) High School, where he received all-state honors as a junior and senior. In addition to football, Edwards also lettered four years in basketball and two years in baseball.

T.J. is the son of Cathy and Vince Edwards. His brother, Lee Chiakas, played rugby at Southern Illinois from 2006-08.

Edwards graduated from the University of Wisconsin with a degree in life sciences communication.



5-9 | 167 **4th Year**
DOB: Jan. 21, 1995 (Age 25)

**La Grange,
Illinois**

**Lyons Township
High School**



Memphis
D5a-17 (153rd overall)
by Cincinnati
Acquired: PS-Cin-17

BIRDSEED

Elliott prepped at Lyons Township (IL) High School, which is located outside of Chicago. Elliott connected on 15-of-21 FGs as a senior, as well as 43-of-44 PATs, en route to being named All-Illinois First Team by the *Chicago Tribune*.

Elliott was named the 2016 American Athletic Conference Football Scholar-Athlete of the Year. He was also a seven-time Dean's List student and three-time AAC All-Academic Team member.

[@jake_elliott22](#) [@jelliott46](#)

THREE-STEP DROP

Hobbies: Golf

First job: Tennis instructor

If he could play another sport, what position/
team: Shortstop, Chicago Cubs

Player he models his game after:
 Stephen Gostkowski

Favorite meal: Deep dish pizza

Favorite quote: "Success isn't owned. It's rented and rent is due every day."



Jake Elliott was signed by the Eagles to a five-year contract extension in 2019. He has kicked both the longest regular-season (61 yards vs. NYG on 9/24/17) and postseason FGs (53 yards vs. Atl. on 1/13/18) in team history, while adding the single-season franchise record for 50+ yard FGs (5 in 2017). Including playoffs, Elliott has registered 7 career game-winning FGs and is tied for the 5th-most 40+ yard FGs (38) in the NFL since 2017.

LONGEST FIELD GOALS

EAGLES ALL-TIME HISTORY

Jake Elliott* (9/24/17 vs. NYG)	61
Tony Franklin (11/12/79 at Dal.)	59
David Akers (9/14/03 vs. NE)	57
Jake Elliott (11/11/18 vs. Dal.)	56
Caleb Sturgis (10/30/16 at Dal.)	55

** Tied for 12th-longest FG in NFL history; tied for 4th-longest game-ending FG in NFL history; NFL rookie record*

EAGLES POSTSEASON HISTORY

Jake Elliott* (1/13/18 vs. Atl.)	53
David Akers (1/4/09 at Min.)	51
David Akers (1/7/07 vs. NYG)	48
Jake Elliott^ (2/4/18 at NE)	46
Several players tied	46

** NFL rookie record
 ^ Longest FG by rookie in SB history*

MOST 40+ YARD FGs*

NFL PLAYERS SINCE 2017

Wil Lutz (NO)	50
Justin Tucker (Bal.)	42
Robbie Gould (SF)	41
Greg Zuerlein (LAR)	40
Jake Elliott (Phi.)	38
Several players tied	38

** Including playoffs*

IN 2017, ELLIOTT CONNECTED ON THE MOST 50+ YARD FGs (5) IN EAGLES SINGLE-SEASON HISTORY.

ELLIOTT'S 10 CAREER 50+ YARD FGs RANK 2ND IN FRANCHISE HISTORY, BEHIND DAVID AKERS (16).



CAREER STATISTICS

Year	Team	GP	FG-FGA	Pct	0-19	20-29	30-39	40-49	50+	Lg	XP-XPA	Pct	Pts	KO	TB
2017	Philadelphia	15	26-31	83.9	0-0	5-5	4-7	12-13	5-6	61	39-42	92.9	117	83	42
2018	Philadelphia	16	26-31	83.9	0-0	7-7	10-11	7-8	2-5	56	33-35	94.3	111	81	57
2019	Philadelphia	16	22-26	84.6	0-0	7-7	8-8	5-7	2-4	53	35-37	94.6	101	81	52
Totals		47	74-88	84.1	0-0	19-19	22-26	24-28	9-15	61	107-114	93.9	329	247	151

PLAYOFFS

2017	Philadelphia	3	7-7	100.0	0-0	2-2	2-2	2-2	1-1	53	7-9	77.8	28	19	13
2018	Philadelphia	2	1-1	100.0	0-0	0-0	0-0	1-1	0-0	43	3-3	100.0	6	7	2
2019	Philadelphia	1	3-3	100.0	0-0	1-1	1-1	1-1	0-0	46	0-0	---	9	4	1
Totals		6	11-11	100.0	0-0	3-3	3-3	4-4	1-1	53	10-12	83.3	43	30	16

ADDITIONAL STATISTICS

Successful Onside Kick: 9/17/17 at KC



CAREER HIGHLIGHTS

- ▶ Kicked a game-winning, 61-yard FG (franchise record and NFL rookie record) as time expired in the 27-24 win vs. NYG (9/24/17). The 61-yarder is tied for the 12th-longest FG in NFL history (also tied for the 4th-longest game-ending FG in league history)
- ▶ Connected on the longest playoff FG (53 yards) in Eagles history in the 15-10 win vs. Atl. (1/13/18) in the 2017 Divisional Round
- ▶ Recorded the two longest FGs (43 and 46 yards) ever by an NFL rookie in Super Bowl history during Philadelphia's 41-33 victory against New England in **Super Bowl LII**
- ▶ Finished his rookie campaign in 2017 with the most 50+ yard FGs (5) in single-season team history

NOTES TO KNOW

- ▶ Including playoffs, is tied for the 5th-most 40+ yard FGs (38) in the NFL since 2017, behind **Wil Lutz** (50), **Justin Tucker** (42), **Robbie Gould** (41) and **Greg Zuerlein** (40)
- ▶ Ranks 2nd in Eagles history with 10 career 50+ yard FGs, trailing only **David Akers** (16, 1999-2010)

SEASON HIGHLIGHTS

2019 - PHILADELPHIA (16/0, 1/0)

- ▶ Finished the regular season with career highs in FG percentage (84.6%) and XP percentage (94.6%). Also recorded 100+ points (101) for the third consecutive season
- ▶ Registered a postseason career-high-tying 3 FGs (46, 26 and 38 yards) in the Wild Card round vs. Sea. (1/5/19)
- ▶ Kicked the game-winning FG in the division-clinching victory at NYG (12/29/19). Posted a 50-yard FG to break a 17-17 tie in the fourth quarter of the eventual 34-17 win
- ▶ Connected on a career-best 20 consecutive FGs from 12/23/18-12/1/19, which marked the 2nd-longest streak in Eagles history, trailing only **Alex Henery** in 2012 (22). Became the first kicker in team history to start a season with 16 straight FGs

2018 - PHILADELPHIA (16/0, 2/0)

- ▶ Produced a career-high-tying 26 FGs (also 2017) and totaled his second straight season with at least 100 points (111)
- ▶ With 0:03 remaining and the Eagles trailing 29-30, kicked the game-winning, 35-yard FG as time expired to save the team's playoff hopes in a 32-30 victory vs. Hou. (12/23/18)

CAREER HIGHS

Points	14	10/1/17 at LAC
FGs	4	10/1/17 at LAC
FG Attempts	4	2x, last: 12/1/19 at Mia.
Longest FG	61	9/24/17 vs. NYG
Longest Attempt	61	9/24/17 vs. NYG
PATs	6	11/5/17 vs. Den.

FIELD GOAL SPLITS

	FG-FGA	Pct	Lg
vs. NFC	59-69	85.5	61
vs. AFC	26-30	86.7	53
Home	44-52	84.6	61
Away	38-44	86.4	53
Turf	17-19	89.5	53
Grass	68-80	85.0	61
Indoors	10-11	90.9	53
Outdoors	75-88	85.2	61
September	14-18	77.8	61
October	23-26	88.5	53
November	12-13	92.3	56
December	25-31	80.6	51
January	8-8	100.0	53
February	3-3	100.0	46
When Tied	20-22	90.9	61



2019 GAME-BY-GAME STATISTICS (PHILADELPHIA)

Date	Opp		FG-FGA	Pct	0-19	20-29	30-39	40-49	50+	Lg	XP-XPA	Pct	Pts	Kick by Kick
Sep 8	Was	W	1-1	100.0	0-0	1-1	0-0	0-0	0-0	22	3-3	100.0	6	(22)
Sep 15	at Atl	L	2-2	100.0	0-0	0-0	1-1	1-1	0-0	41	0-0	---	6	(34), (41)
Sep 22	Det	L	1-1	100.0	0-0	1-1	0-0	0-0	0-0	25	3-3	100.0	6	(25)
Sep 26	at GB	W	0-0	---	0-0	0-0	0-0	0-0	0-0	--	4-4	100.0	4	---
Oct 6	NYJ	W	1-1	100.0	0-0	1-1	0-0	0-0	0-0	28	4-4	100.0	7	(28)
Oct 13	at Min	L	2-2	100.0	0-0	0-0	0-0	1-1	1-1	53	2-2	100.0	8	(53), (40)
Oct 20	at Dal	L	1-1	100.0	0-0	0-0	1-1	0-0	0-0	38	1-1	100.0	4	(38)
Oct 27	at Buf	W	1-1	100.0	0-0	0-0	1-1	0-0	0-0	37	2-3	66.7	5	(37)
Nov 3	Chi	W	3-3	100.0	0-0	2-2	1-1	0-0	0-0	38	1-2	50.0	10	(28), (28), (38)
Nov 17	NE	L	1-1	100.0	0-0	0-0	0-0	1-1	0-0	42	1-1	100.0	4	(42)
Nov 24	Sea	L	1-1	100.0	0-0	1-1	0-0	0-0	0-0	28	0-0	---	3	(28)
Dec 1	at Mia	L	3-4	75.0	0-0	0-0	1-1	2-3	0-0	48	2-2	100.0	11	(48), (43), 49WL, (37)
Dec 9	NYG	W	1-2	50.0	0-0	0-0	1-1	0-1	0-0	34	2-2	100.0	5	(34), 47WL
Dec 15	at Was	W	1-1	100.0	0-0	1-1	0-0	0-0	0-0	25	4-4	100.0	7	(25)
Dec 22	Dal	W	1-3	33.3	0-0	0-0	1-1	0-0	0-2	36	2-2	100.0	5	(36), 53WR, 55WL
Dec 29	at NYG	W	2-2	100.0	0-0	0-0	1-1	0-0	1-1	50	4-4	100.0	10	(31), (50)
Totals			22-26	84.6	0-0	7-7	8-8	5-7	2-4	53	35-37	94.6	101	---
PLAYOFFS														
Jan 5	Sea	L	3-3	100.0	0-0	1-1	1-1	1-1	0-0	46	0-0	---	9	(46), (26), (38)
Totals			3-3	100.0	0-0	1-1	1-1	1-1	0-0	46	0-0	---	9	---

TOP 10: LONGEST FIELD GOALS

Date	Opponent	Yds
9/24/17	vs. New York Giants (W, 27-24)	61
11/11/18	vs. Dallas Cowboys (L, 20-27)	56
10/13/19	at Minnesota Vikings (L, 20-38)	53
1/13/18	vs. Atlanta Falcons (Div.) (W, 15-10)	53
10/1/17	at Los Angeles Chargers (W, 26-24)	53
12/16/18	at Los Angeles Rams (W, 30-23)	51
10/29/17	vs. San Francisco 49ers (W, 33-10)	51
12/29/19	at New York Giants (W, 34-17)	50
10/23/17	vs. Washington (W, 34-24)	50
10/12/17	at Carolina Panthers (W, 28-23)	50

SEASON HIGHLIGHTS (Continued)

- Completed 2-of-2 FG attempts vs. Dal. (11/11/18), including a 56-yard FG that cut the Eagles' deficit to 6-3 in the second quarter. The 56-yarder was the 2nd-longest FG of his career (61 yards on 9/24/17 vs. NYG) and the 4th-longest in franchise history

2017 - PHILADELPHIA (15/0, 3/0)

- Posted career highs in FGs (26) and points (117). Also finished with the most 50+ yard FGs (5) in single-season team history and tied **David Akers** in 2004 for the most 40+ yard FGs (17)
- Recorded the two longest FGs (43 and 46 yards) ever by an NFL rookie in Super Bowl history during Philadelphia's 41-33 victory against New England in **Super Bowl LII**. His 46-yarder gave the Eagles their final score, 41-33, with 1:05 remaining
- Connected on the longest playoff FG (53 yards) in Eagles history in the 15-10 win vs. Atl. (1/13/18). Broke the previous mark of 51 yards by **David Akers** on 1/4/09 at Minnesota
- Named **NFC Special Teams Player of the Week** after kicking a game-winning, 61-yard FG (franchise record and NFL rookie record) as time expired in the 27-24 win vs. NYG (9/24/17). The 61-yarder is tied for the 12th-longest FG in NFL history (also tied for the 4th-longest game-ending FG in league history)

COLLEGE HIGHLIGHTS

- Four-time Lou Groza Award semifinalist (top collegiate place-kicker), including finalist recognition in 2015
- Totaled a school-best 445 career points, topping **Stephen Gostkowski** (369) and **DeAngelo Williams** (362)
- During his four seasons at Memphis, ranked 2nd among NCAA kickers in points (445), behind **Zane Gonzalez** (492)
- Holds the school record for longest FG (56 yards) and kicked 4 of the 5 longest FGs in program history (56, 54, 53, 53)





2018 GAME-BY-GAME STATISTICS (PHILADELPHIA)

Date	Opp		FG-FGA	Pct	0-19	20-29	30-39	40-49	50+	Lg	XP-XPA	Pct	Pts	Kick by Kick
Sep 6	Atl	W	1-1	100.0	0-0	1-1	0-0	0-0	0-0	26	1-1	100.0	4	(26)
Sep 16	at TB	L	0-1	0.0	0-0	0-0	0-0	0-1	0-0	--	3-3	100.0	3	42RU
Sep 23	Ind	W	2-3	66.7	0-0	1-1	1-1	0-0	0-1	33	2-2	100.0	8	55WL, (33), (24)
Sep 30	at Ten	L	3-3	100.0	0-0	1-1	2-2	0-0	0-0	37	2-2	100.0	11	(27), (30), (37)
Oct 7	Min	L	2-2	100.0	0-0	1-1	1-1	0-0	0-0	30	1-1	100.0	7	(30), (28)
Oct 11	at NYG	W	2-3	66.7	0-0	0-0	2-2	0-0	0-1	33	4-4	100.0	10	(33), 54WR, (30)
Oct 21	Car	L	1-2	50.0	0-0	0-0	0-1	1-1	0-0	46	2-2	100.0	5	36WR, (46)
Oct 28	at Jax	W	1-1	100.0	0-0	0-0	1-1	0-0	0-0	31	3-3	100.0	6	(31)
Nov 11	Dal	L	2-2	100.0	0-0	1-1	0-0	0-0	1-1	56	2-2	100.0	8	(56), (26)
Nov 18	at NO	L	0-0	---	0-0	0-0	0-0	0-0	0-0	--	1-1	100.0	1	---
Nov 25	NYG	W	3-3	100.0	0-0	1-1	0-0	2-2	0-0	43	0-0	---	9	(42), (28), (43)
Dec 3	Was	W	2-2	100.0	0-0	0-0	0-0	2-2	0-0	46	2-2	100.0	8	(46), (44)
Dec 9	at Dal	L	1-1	100.0	0-0	1-1	0-0	0-0	0-0	26	2-3	66.7	5	(26)
Dec 16	at LAR	W	3-4	75.0	0-0	0-0	1-1	1-1	1-2	51	3-3	100.0	12	(51), (34), (40), 53WR
Dec 23	Hou	W	2-2	100.0	0-0	0-0	1-1	1-1	0-0	47	2-3	66.7	8	(47), (35)
Dec 30	at Was	W	1-1	100.0	0-0	0-0	1-1	0-0	0-0	33	3-3	100.0	6	(33)
Totals			26-31	83.9	0-0	7-7	10-11	7-8	2-5	56	33-35	94.3	111	---

PLAYOFFS

Jan 6	at Chi	W	1-1	100.0	0-0	0-0	0-0	1-1	0-0	43	1-1	100.0	4	(43)
Jan 13	at NO	L	0-0	---	0-0	0-0	0-0	0-0	0-0	--	2-2	100.0	2	---
Totals			1-1	100.0	0-0	0-0	0-0	1-1	0-0	43	3-3	100.0	6	---



GAME-WINNING FIELD GOALS (7)

Date	Opponent	Score	Time (Q)	Yds	Final
12/29/19	at NYG	17-17	13:58 (4)	50	34-17
12/23/18	vs. Hou.	29-30	0:03 (4)	35	32-30
11/25/18	vs. NYG	22-22	0:22 (4)	43	25-22
1/13/18	vs. Atl. (Div.)	9-10	0:15 (3)	37	15-10
12/25/17	vs. Oak.	10-10	0:27 (4)	48	19-10
12/10/17	at LAR	34-35	3:50 (4)	41	43-35
9/24/17	vs. NYG	24-24	0:01 (4)	61	27-24

TRANSACTIONS

2017	Drafted by CIN in 5th round (153rd overall) <i>Signed 4-year contract</i>
9/2/17	Waived by CIN
9/3/17	Signed by CIN to practice squad
9/12/17	Signed by PHI from CIN practice squad
2/22/19	Signed by PHI to 1-year contract
11/27/19	Signed by PHI to 5-year contract extension



2017 GAME-BY-GAME STATISTICS (PHILADELPHIA)

Date	Opp		FG-FGA	Pct	0-19	20-29	30-39	40-49	50+	Lg	XP-XPA	Pct	Pts	Kick by Kick
SIGNED BY EAGLES FROM BENGALS PRACTICE SQUAD (9/12/17)														
Sep 17	at KC	L	2-3	66.7	0-0	0-0	1-2	1-1	0-0	40	2-2	100.0	8	(34), 30WL, (40)
Sep 24	NYG	W	2-3	66.7	0-0	0-0	0-0	1-1	1-2	61	3-3	100.0	9	52WL, (46), (61)
Oct 1	at LAC	W	4-4	100.0	0-0	0-0	0-0	3-3	1-1	53	2-2	100.0	14	(45), (40), (53), (47)
Oct 8	Ari	W	2-2	100.0	0-0	1-1	1-1	0-0	0-0	36	4-4	100.0	10	(36), (28)
Oct 12	at Car	W	2-2	100.0	0-0	0-0	0-0	1-1	1-1	50	2-2	100.0	8	(50), (48)
Oct 23	Was	W	2-3	66.7	0-0	0-0	0-0	1-2	1-1	50	4-4	100.0	10	(50), (42), 45RU
Oct 29	SF	W	2-2	100.0	0-0	0-0	0-0	1-1	1-1	51	1-3	33.3	7	(40), (51)
Nov 5	Den	W	1-1	100.0	0-0	0-0	0-0	1-1	0-0	45	6-7	85.7	9	(45)
Nov 19	at Dal	W	0-1	0.0	0-0	0-0	0-1	0-0	0-0	--	1-1	100.0	1	34WR
Nov 26	Chi	W	1-1	100.0	0-0	0-0	0-0	1-1	0-0	45	4-4	100.0	7	(45)
Dec 3	at Sea	L	1-1	100.0	0-0	1-1	0-0	0-0	0-0	26	1-1	100.0	4	(26)
Dec 10	at LAR	W	3-3	100.0	0-0	1-1	1-1	1-1	0-0	41	4-4	100.0	13	(22), (41), (33)
Dec 17	at NYG	W	2-2	100.0	0-0	2-2	0-0	0-0	0-0	28	4-4	100.0	10	(28), (20)
Dec 25	Oak	W	2-3	66.7	0-0	0-0	1-2	1-1	0-0	48	1-1	100.0	7	33WR, (35), (48)
Dec 31	Dal	L	0-0	---	0-0	0-0	0-0	0-0	0-0	--	0-0	---	0	---
Totals			26-31	83.9	0-0	5-5	4-7	12-13	5-6	61	39-42	92.9	117	---
PLAYOFFS														
Jan 13	Atl	W	3-3	100.0	0-0	1-1	1-1	0-0	1-1	53	0-1	0.0	9	(53), (37), (21)
Jan 21	Min	W	1-1	100.0	0-0	0-0	1-1	0-0	0-0	38	5-5	100.0	8	(38)
Feb 4	at NE	W	3-3	100.0	0-0	1-1	0-0	2-2	0-0	46	2-3	66.7	11	(25), (42), (46)
Totals			7-7	100.0	0-0	2-2	2-2	2-2	1-1	53	7-9	77.8	28	---



6-0 | 191 **2nd Year**
DOB: Jan. 27, 1996 (Age 24)

**Huntington Beach,
California**

**Edison
High School**



Wyoming
D6b-19 (191st overall)
by Minnesota
Acquired: W-Min-19

THREE-STEP DROP

First job: "Helping my grandma around the office. She was a lawyer."

Bucket list: Travel in Europe

Biggest pet peeve: When people chew with their mouth open

If he could play another sport:
Baseball

Favorite meal: Mexican food, burrito

Favorite music/artists:
 "Rap, hip-hop, Nipsey Hussle, Kendrick Lamar – West Coast guys."

Favorite athletes growing up:
 Troy Polamalu and LeBron James

Moment left starstruck:
 "Anytime I saw a pro athlete when I was younger."



Originally selected by Minnesota in the 6th round (191st overall) of the 2019 NFL Draft, **Marcus Epps** was claimed off waivers by the Eagles from the Vikings on Nov. 7, 2019 and finished his rookie season with 15 games played between both teams. Epps walked on at the University of Wyoming and went on to start all 50 games during his four-year collegiate career. A three-time captain, Epps totaled 325 tackles, 31 PDs and 9 INTs with the Cowboys.

AS A ROOKIE IN 2019, EPPS PLAYED IN 15 GAMES BETWEEN THE VIKINGS AND THE EAGLES.

BIRDSEED

Epps prepped at Edison (CA) High School, where he played on both sides of the ball. As a senior in 2014, Epps recorded 3 INTs on defense and hauled in 20 catches for 283 yards.

[@M_Epps06](#) [@marcusepps](#)

SEASON HIGHLIGHTS

2019 - MINNESOTA & PHILA. (15/0, 1/0)

- ▶ Played in 15 games between the Vikings and the Eagles as a rookie, finishing with 9 tackles (7 solo). Recorded 8 tackles (6 solo) in 99 defensive snaps (10%) with Philadelphia, along with 1 special teams tackle
- ▶ Totaled a career-high 6 tackles in the 34-17, division-clinching win at NYG (12/29/19)

COLLEGE HIGHLIGHTS

- ▶ Walked on at the University of Wyoming and went on to start all 50 games during his four-year collegiate career. Voted a team captain during the 2016-18 seasons. Concluded his career with 325 tackles, 31 PDs and 9 INTs

TRANSACTIONS

2019	Drafted by MIN in 6th round (191st overall) <i>Signed 4-year contract</i>
11/6/19	Waived by MIN
11/7/19	Claimed by PHI off waivers from MIN



CAREER STATISTICS

			TACKLES					PASS DEFENSE						FUMBLES			DEF SNAPS	
Year	Team	GP/S	Total	Solo	Asst	TFL	Sacks	Int	Yds	Lg	TD	PD	QPH	FF	FR	Yds	No	Pct
2019	Minnesota	8/0	1	1	0	0	0.0	0	0	--	0	0	0	0	0	0	12	2%
	Philadelphia	7/0	8	6	2	0	0.0	0	0	--	0	0	1	0	0	0	99	10%
	Totals	15/0	9	7	2	0	0.0	0	0	--	0	0	1	0	0	0	---	---
Totals		15/0	9	7	2	0	0.0	0	0	--	0	0	1	0	0	0	---	---

PLAYOFFS

2019	Philadelphia	1/0	0	0	0	0	0.0	0	0	--	0	0	0	0	0	0	13	20%
Totals		1/0	0	0	0	0	0.0	0	0	--	0	0	0	0	0	0	---	---

ADDITIONAL STATISTICS

Special Teams Tackles: 1 - 2019 (1)

CAREER HIGHS

Tackles	6	12/29/19 at NYG
Sacks	--	---
INTs	--	---
PDs	--	---
FFs	--	---
FRs	--	---

2019 GAME-BY-GAME STATISTICS (MIN & PHI)

Date	Opp		GP/S	Tot	Solo	Sk	Int	PD	FF	FR	Snaps	Pct
Sep 8	Atl	W	1/0	0	0	0.0	0	0	0	0	1	1%
Sep 15	at GB	L	1/0	0	0	0.0	0	0	0	0	0	0%
Sep 22	Oak	W	1/0	1	1	0.0	0	0	0	0	8	14%
Sep 29	at Chi	L	1/0	0	0	0.0	0	0	0	0	0	0%
Oct 6	at NYG	W	1/0	0	0	0.0	0	0	0	0	0	0%
Oct 13	Phi	W	1/0	0	0	0.0	0	0	0	0	3	5%
Oct 20	at Det	W	1/0	0	0	0.0	0	0	0	0	0	0%
Oct 24	Was	W	1/0	0	0	0.0	0	0	0	0	0	0%
Nov 3	at KC	L	0/0	INACTIVE								
WAIVED BY MIN (11/6/19); CLAIMED BY PHI OFF WAIVERS FROM MIN (11/7/19)												
Nov 17	NE	L	1/0	0	0	0.0	0	0	0	0	0	0%
Nov 24	Sea	L	1/0	0	0	0.0	0	0	0	0	2	26%
Dec 1	at Mia	L	1/0	0	0	0.0	0	0	0	0	4	6%
Dec 9	NYG	W	1/0	0	0	0.0	0	0	0	0	16	31%
Dec 15	at Was	W	1/0	2	2	0.0	0	0	0	0	13	25%
Dec 22	Dal	W	1/0	0	0	0.0	0	0	0	0	16	26%
Dec 29	at NYG	W	1/0	6	4	0.0	0	0	0	0	33	45%
Totals			15/0	9	7	0.0	0	0	0	0	---	---
PLAYOFFS												
Jan 5	Sea	L	1/0	0	0	0.0	0	0	0	0	13	20%
Totals			1/0	0	0	0.0	0	0	0	0	13	20%





6-5 | 250 8th Year

DOB: Nov. 10, 1990 (Age 29)

Danville,
CaliforniaMonte Vista
High School

Stanford

D2-13 (35th overall)
by Philadelphia

RED ZONE RECEIVING TDs

NFL PLAYERS SINCE 2017

22	Davante Adams (GB)
20	Zach Ertz* (Phi.)
20	Michael Thomas (NO)
19	DeAndre Hopkins (Hou.)
17	Alshon Jeffery (Phi.)

* Leads all NFL TEs

THREE-STEP DROP

Bucket list: Skydiving

Talent he'd most like to have:

The ability to read minds

'Welcome to the NFL' moment:

Seeing Michael Vick in a meeting

Favorite musician: Jason Aldean

Favorite TV shows: *Game of Thrones*
and *Homeland*

2017

A three-time Pro Bowler who caught the game-winning TD in Super Bowl LII, Zach Ertz has produced more receptions (525) than any other NFL TE in their first seven seasons. He also ranks 2nd on the Eagles' all-time receptions list, trailing only Pro Football Hall of Famer Harold Carmichael (589, 1971-83). In 2018, Ertz set the NFL single-season record for receptions by a TE with 116.

MOST RECEPTIONS

EAGLES SINGLE-SEASON HISTORY

Zach Ertz (2018)	116
Brian Westbrook (2007)	90
Zach Ertz (2019)	88
Irving Fryar (1996)	88
Irving Fryar (1997)	86

EAGLES ALL-TIME HISTORY


HAROLD
CARMICHAEL
589
(1971-83)ZACH
ERTZ
525
(2013-)PETE
RETZLAFF
452
(1956-66)

MOST RECEPTIONS

NFL TEs • FIRST SEVEN SEASONS

Zach Ertz (2013-19)	525
Jason Witten (2003-09)	523
Travis Kelce (2010-16)	507
Jimmy Graham (2010-16)	499
Antonio Gates (2003-09)	479

NFL TEs • SINGLE-SEASON HISTORY

ZACH
ERTZ
116
(2018)JASON
WITTEN
110
(2012)TRAVIS
KELCE
103
(2018)

ERTZ IS TIED WITH JASON WITTEN FOR THE 2ND-MOST 10+ CATCH GAMES (11) BY A TE IN NFL HISTORY, BEHIND TONY GONZALEZ (15).



CAREER STATISTICS

Year	Team	GP/S	RECEIVING					OFF SNAPS	
			Rec	Yds	Avg	Lg	TD	No	Pct
2013	Philadelphia	16/3	36	469	13.0	38	4	450	41%
2014	Philadelphia	16/5	58	702	12.1	35t	3	587	50%
2015	Philadelphia	15/7	75	853	11.4	60	2	790	68%
2016	Philadelphia	14/12	78	816	10.5	30	4	851	75%
2017	Philadelphia	14/13	74	824	11.1	53	8	778	69%
2018	Philadelphia	16/16	116	1,163	10.0	34	8	1,000	92%
2019	Philadelphia	15/15	88	916	10.4	30	6	952	80%
Totals		106/71	525	5743	10.9	60	35	---	---

PLAYOFFS

2013	Philadelphia	1/0	3	22	7.3	15	1	23	40%
2017	Philadelphia	3/2	18	192	10.7	36	1	176	85%
2018	Philadelphia	2/2	10	102	10.2	17	0	107	90%
2019	Philadelphia	1/1	2	44	22.0	32	0	61	88%
Totals		7/5	33	360	10.9	36	2	---	---

ADDITIONAL STATISTICS

Fumbles/Lost: 5/4 - 2019 (1/1), 2018 (1/0), 2017 (1/1), 2015 (1/1), 2014 (1/1)

Forced Fumble: 1 - 11/25/15 vs. TB

CAREER HIGHS

Receptions	15	12/20/14 at Was.
Receiving Yards	152	1/3/16 at NYG
Receiving Long	60	1/3/16 at NYG
Receiving TDs	2	6x, last: 12/9/19 vs. NYG

CAREER HIGHLIGHTS

- ▶ Is a three-time **Pro Bowl** honoree (2018, 2019, 2020)
- ▶ Set the NFL single-season record for receptions by a TE (116, most by any player in Eagles history) in 2018, surpassing **Jason Witten** in 2012 (110). His career-high 116 receptions ranked 2nd overall in the NFL, trailing only **Michael Thomas** (125)
- ▶ Caught the game-winning TD in **Super Bowl LII** at NE (2/4/18) on an 11-yard pass from **Nick Foles** that gave the Eagles a 38-33 lead with 2:21 remaining in regulation
- ▶ Established a franchise single-game record with 15 receptions on 12/20/14 at Washington

NOTES TO KNOW

- ▶ Ranks 2nd on the Eagles' all-time receptions list (525), behind Pro Football Hall of Famer **Harold Carmichael** (589, 1971-83)
- ▶ Is one of five players in team history to record 800+ receiving yards and 6+ receiving TDs in 3 consecutive seasons (2017-19), joining **Mike Quick** (4, 1983-86), **Harold Carmichael** (4, 1978-81), **Tommy McDonald** (4, 1959-62) and **Pete Pihos** (3, 1953-55)
- ▶ Is tied with **Michael Thomas** for the 2nd-most red zone receiving TDs (20) in the NFL since 2017, trailing only **Davante Adams** (22)
- ▶ Has totaled 11 career games with 10+ receptions, which is tied for the 2nd-most by a TE in NFL history, behind Pro Football Hall of Famer **Tony Gonzalez** (15, 1997-2013). Also ranks T-3rd in NFL history in 13+ catch performances (4), trailing only **Antonio Brown** (5, 2010-19) and **Wes Welker** (5, 2004-15)



ERTZ FAMILY FOUNDATION

Ertz and his wife, Julie, who is a star defender on the U.S. Women's National Soccer team, married during the 2017 offseason. In 2018, the couple launched the **Ertz Family Foundation**, which focuses on:

- ▶ Providing opportunities for youth to learn the value of exercise, nutrition, leadership, work ethic, accountability and team work
- ▶ Improving the quality of education through supporting teachers, students and schools
- ▶ Restoring hope and building communities for families that need it most

HIGH SCHOOL STANDOUT

Ertz graduated from Monte Vista (CA) High School, where he was a first-team all-state selection as a senior after catching 56 passes for 756 yards and 14 TDs. He earned All-Northern California first-team honors from NorCalPreps.com, first-team All-Metro honors from the *San Francisco Chronicle*, All-East Bay honors from the *Contra Costa Times* and first-team All-East Bay Athletic League honors. Ertz was also named the 2008 Cal-Hi Sports North Coast Section Scholar Athlete of the Year.

Ertz also played high school basketball at Monte Vista. Their basketball team went 32-4 and lost in the NorCal finals.

BIRDSEED

Ertz is the son of Lisa and Douglas, and has three younger brothers: Shane, Nic and Jackson. Lisa is an office manager and legal assistant and Doug is a software salesman. Ertz has a Bernese Mountain dog named Apollo. His father, Douglas, played football at Lehigh University from 1981-84 and his uncle, Davis, played baseball at Vermont from 1970-72.

Ertz earned his bachelor's degree in management science and engineering at Stanford.

🐦 @ZERTZ_86 📷 @zachertz



2019 GAME-BY-GAME STATISTICS (PHI)

				RECEIVING					SNAPS	
Date	Opp		GP/S	Rec	Yds	Avg	Lg	TD	No	Pct
Sep 8	Was	W	1/1	5	54	10.8	26	0	61	82%
Sep 15	at Atl	L	1/1	8	72	9.0	16	0	81	100%
Sep 22	Det	L	1/1	4	64	16.0	23	0	76	100%
Sep 26	at GB	W	1/1	7	65	9.3	14	0	47	76%
Oct 6	NYJ	W	1/1	5	57	11.4	21	1	58	85%
Oct 13	at Min	L	1/1	4	54	13.5	20	0	52	80%
Oct 20	at Dal	L	1/1	2	38	19.0	24	0	49	80%
Oct 27	at Buf	W	1/1	2	20	10.0	18	0	66	90%
Nov 3	Chi	W	1/1	9	103	11.4	25t	1	70	79%
Nov 17	NE	L	1/1	9	94	10.4	25	0	67	89%
Nov 24	Sea	L	1/1	12	91	7.6	12	1	66	87%
Dec 1	at Mia	L	1/1	3	24	8.0	12	0	53	75%
Dec 9	NYG	W	1/1	9	91	10.1	30	2	79	89%
Dec 15	at Was	W	1/1	5	61	12.2	27	1	68	88%
Dec 22	Dal	W	1/1	4	28	7.0	10	0	59	82%
Dec 29	at NYG	W	0/0	INACTIVE (RIBS, BACK)						
Totals			15/15	88	916	10.4	30	6	952	80%
PLAYOFFS										
Jan 5	Sea	L	1/1	2	44	22.0	32	0	61	88%
Totals			1/1	2	44	22.0	32	0	61	88%

2018 GAME-BY-GAME STATISTICS (PHI)

				RECEIVING					SNAPS	
Date	Opp		GP/S	Rec	Yds	Avg	Lg	TD	No	Pct
Sep 6	Atl	W	1/1	5	48	9.6	18	0	70	97%
Sep 16	at TB	L	1/1	11	94	8.5	34	0	74	94%
Sep 23	Ind	W	1/1	5	73	14.6	28	0	81	99%
Sep 30	at Ten	L	1/1	10	112	11.2	24	0	76	97%
Oct 7	Min	L	1/1	10	110	11.0	23	1	57	97%
Oct 11	at NYG	W	1/1	7	43	6.1	15	1	71	100%
Oct 21	Car	L	1/1	9	138	15.3	27	0	65	97%
Oct 28	at Jax	W	1/1	4	26	6.5	15	1	57	92%
Nov 11	Dal	L	1/1	14	145	10.4	23	2	62	100%
Nov 18	at NO	L	1/1	2	15	7.5	8	0	47	92%
Nov 25	NYG	W	1/1	7	91	13.0	24	1	52	80%
Dec 3	Was	W	1/1	9	83	9.2	20	0	59	79%
Dec 9	at Dal	L	1/1	5	38	7.6	12	0	44	85%
Dec 16	at LAR	W	1/1	3	22	7.3	11	0	59	92%
Dec 23	Hou	W	1/1	12	110	9.2	23t	2	73	89%
Dec 30	at Was	W	1/1	3	15	5.0	7	0	53	75%
Totals			16/16	116	1,163	10.0	34	8	1,000	92%
PLAYOFFS										
Jan 6	at Chi	W	1/1	5	52	10.4	17	0	61	90%
Jan 13	at NO	L	1/1	5	50	10.0	17	0	46	90%
Totals			2/2	10	102	10.2	17	0	107	90%

SEASON HIGHLIGHTS

2019 - PHILADELPHIA (15/15, 1/1)

- Selected to the **Pro Bowl** for the third time in his career after ranking 3rd among NFL TEs in receptions (88), 4th in receiving yards (916) and T-4th in receiving TDs (6). His 88 catches tied for the 3rd-most in Eagles single-season history, trailing only himself in 2018 (116) and **Brian Westbrook** in 2007 (90)
- Registered a team-high 9 receptions for 91 yards and 2 TDs (caught game-tying and game-winning TD passes from **Carson Wentz**) in the 23-17 overtime win vs. NYG (12/9/19). Became the first TE in NFL history to catch a TD pass in both the fourth quarter and overtime in the same game
- Totaled 12 receptions for 91 yards and 1 TD vs. Sea. (11/24/19). Became the second player in team history to reach 500 career catches, joining Pro Football Hall of Famer **Harold Carmichael** (589, 1971-83). Also became the 2nd-fastest TE in NFL history to reach 500 receptions (102 games), behind Pro Football Hall of Famer **Kellen Winslow Sr.** (101, 1979-87)

2018 - PHILADELPHIA (16/16, 2/2)

- Voted to his second career **Pro Bowl** after setting the NFL single-season record for receptions by a TE (116, most by any player in Eagles history), surpassing **Jason Witten** in 2012 (110)
- Finished the regular season with the 2nd-most receptions in the NFL, trailing only **Michael Thomas** (125) in that category
- Ranked 3rd among NFL TEs in receiving yards (1,163), behind **George Kittle** (1,377) and **Travis Kelce** (1,336). Also joined **Eric Ebron** (13) and Kelce (10) as the only TEs with 8+ receiving TDs
- Broke **Jason Witten's** single-season record for receptions by a TE (110 in 2012) following a team-high 12-catch, 110-yard performance in the 32-30 win vs. Hou. (12/23/18)



TOP 10: RECEIVING YARDS

Date	Opponent	Yds
1/3/16	at New York Giants (W, 35-30)	152
11/11/18	vs. Dallas Cowboys (L, 20-27)	145
1/1/17	vs. Dallas Cowboys (W, 27-13)	139
10/21/18	vs. Carolina Panthers (L, 17-21)	138
12/26/15	vs. Washington (L, 24-38)	122
12/20/14	at Washington (L, 24-27)	115
9/30/18	at Tennessee Titans (L, 23-26) (OT)	112
12/11/16	vs. Washington (L, 22-27)	112
12/23/18	vs. Houston Texans (W, 32-30)	110
10/7/18	vs. Minnesota Vikings (L, 21-23)	110



2017 GAME-BY-GAME STATISTICS (PHI)

				RECEIVING					SNAPS	
Date	Opp		GP/S	Rec	Yds	Avg	Lg	TD	No	Pct
Sep 10	at Was	W	1/1	8	93	11.6	23	0	60	88%
Sep 17	at KC	L	1/1	5	97	19.4	53	0	60	83%
Sep 24	NYG	W	1/1	8	55	6.9	12	1	75	99%
Oct 1	at LAC	W	1/1	5	81	16.2	38	0	60	76%
Oct 8	Ari	W	1/1	6	61	10.2	14	1	57	85%
Oct 12	at Car	W	1/1	2	18	9.0	17t	2	49	79%
Oct 23	Was	W	1/0	5	89	17.8	46	1	53	82%
Oct 29	SF	W	1/1	4	34	8.5	14	1	64	91%
Nov 5	Den	W	0/0	INACTIVE (HAMSTRING)						
Nov 19	at Dal	W	1/1	2	8	4.0	6	0	60	94%
Nov 26	Chi	W	1/1	10	103	10.3	22	1	65	83%
Dec 3	at Sea	L	1/1	2	24	12.0	14	0	45	60%
Dec 10	at LAR	W	0/0	INACTIVE (CONCUSSION)						
Dec 17	at NYG	W	1/1	6	56	9.3	17	1	60	88%
Dec 25	Oak	W	1/1	9	81	9.0	25	0	56	82%
Dec 31	Dal	L	1/1	2	24	12.0	15	0	14	24%
Totals			14/13	74	824	11.1	53	8	778	69%
PLAYOFFS										
Jan 13	Atl	W	1/0	3	32	10.7	11	0	59	88%
Jan 21	Min	W	1/1	8	93	11.6	36	0	53	82%
Feb 4	at NE	W	1/1	7	67	9.6	19	1	64	85%
Totals			3/2	18	192	10.7	36	1	176	85%



MULTI-TOUCHDOWN GAMES (6)

Date	Opponent	TDs
12/9/19	vs. New York Giants (W, 23-17) (OT)	2
12/23/18	vs. Houston Texans (W, 32-30)	2
11/11/18	vs. Dallas Cowboys (L, 20-27)	2
10/12/17	at Carolina Panthers (W, 28-23)	2
1/1/17	vs. Dallas Cowboys (W, 27-13)	2
12/1/13	vs. Arizona Cardinals (W, 24-21)	2

2016 GAME-BY-GAME STATISTICS (PHI)

				RECEIVING					SNAPS	
Date	Opp		GP/S	Rec	Yds	Avg	Lg	TD	No	Pct
Sep 11	Cle	W	1/1	6	58	9.7	15	0	60	78%
Sep 19	at Chi	W	0/0	INACTIVE (RIB)						
Sep 25	Pit	W	0/0	INACTIVE (RIB)						
Oct 9	at Det	L	1/1	3	37	12.3	21	0	52	85%
Oct 16	at Was	L	1/1	1	22	22.0	22	0	46	88%
Oct 23	Min	W	1/1	1	14	14.0	14	0	48	83%
Oct 30	at Dal	L	1/1	4	19	4.8	11	0	63	81%
Nov 6	at NYG	L	1/1	8	97	12.1	30	0	62	83%
Nov 13	Atl	W	1/1	6	55	9.2	18	0	59	75%
Nov 20	at Sea	L	1/1	6	35	5.8	11	1	70	88%
Nov 28	GB	L	1/1	3	36	12.0	16	0	55	93%
Dec 4	at Cin	L	1/0	9	79	8.8	20	1	70	88%
Dec 11	Was	L	1/1	10	112	11.2	29	0	67	86%
Dec 18	at Bal	L	1/1	6	80	13.3	24	0	81	93%
Dec 22	NYG	W	1/1	2	33	16.5	19	0	48	86%
Jan 1	Dal	W	1/0	13	139	10.7	20t	2	70	92%
Totals			14/12	78	816	10.5	30	4	851	75%

SEASON HIGHLIGHTS (Continued)

- ▶ Surpassed **Brian Westbrook** in 2007 (90) for the most catches in single-season franchise history after recording a team-high 9 receptions for 83 yards in the 28-13 win vs. Was. (12/3/18)
- ▶ Recorded 10+ receptions and 100+ receiving yards in back-to-back games on 9/30/18-10/7/18. Became the first Eagle to accomplish the feat since **Pete Pihos** from 12/4/55-12/11/55 and the first NFL TE since **Tony Gonzalez** from 12/25/04-1/2/05

2017 - PHILADELPHIA (14/13, 3/2)

- ▶ Earned his first career **Pro Bowl** nod after tying for 2nd among NFL TEs in receiving TDs (8) and ranking 3rd in both receptions (72) and receiving yards (824) during the regular season
- ▶ Caught the game-winning TD in **Super Bowl LII** at NE (2/4/18) on an 11-yard pass from **Nick Foles** that gave the Eagles a 38-33 lead with 2:21 remaining in regulation
- ▶ Registered a team-high 93 yards on 8 receptions in the 38-7 win vs. Min. (1/21/18) in the NFC Championship
- ▶ Posted receiving TDs in 4 consecutive games from 10/8/17-10/29/17, becoming the first Eagles TE to do so since **Charles Young** from 12/1/74-9/21/75 (also 4)

2016 - PHILADELPHIA (14/12)

- ▶ Led the Eagles with 78 receptions for 816 yards and 4 TDs. His 78 catches ranked 5th among NFL TEs, behind **Dennis Pitta** (86), **Travis Kelce** (85), **Kyle Rudolph** (83) and **Greg Olsen** (80). Also ranked 1st among TEs in receptions per game (5.6)

2015 - PHILADELPHIA (15/7)

- ▶ Finished with the 2nd-most receptions (75) and receiving yards (853) on the Eagles offense. Produced 30 catches over the last 3 games of the regular season, setting an Eagles record for the most receptions over a 3-game span
- ▶ Totaled 450 receiving yards in the final 4 games of the season, which ranked 1st among NFL TEs during that stretch



2015 GAME-BY-GAME STATISTICS (PHI)

				RECEIVING					SNAPS		
Date	Opp		GP/S	Rec	Yds	Avg	Lg	TD	No	Pct	
Sep 14	at Atl	L	1/0	3	46	15.3	21	0	52	70%	
Sep 20	Dal	L	1/0	3	17	5.7	9	0	40	65%	
Sep 27	at NYJ	W	1/0	2	30	15.0	21	0	38	52%	
Oct 4	at Was	L	1/1	2	11	5.5	7	0	38	68%	
Oct 11	NO	W	1/0	5	60	12.0	21	0	56	67%	
Oct 19	NYG	W	1/1	4	43	10.8	17	0	67	86%	
Oct 25	at Car	L	1/1	5	63	12.6	24	0	75	90%	
Nov 8	at Dal	W	1/1	5	44	8.8	27	0	59	81%	
Nov 15	Mia	L	1/0	7	68	9.7	27	0	76	79%	
Nov 22	TB	L	1/1	2	12	6.0	7	0	14	20%	
Nov 26	at Det	L	0/0	INACTIVE (CONCUSSION)							
Dec 6	at NE	W	1/1	2	9	4.5	5t	1	53	87%	
Dec 13	Buf	W	1/0	5	98	19.6	41	0	60	78%	
Dec 20	Ari	L	1/0	8	78	9.8	22t	1	49	77%	
Dec 26	Was	L	1/1	13	122	9.4	17	0	64	79%	
Jan 3	at NYG	W	1/0	9	152	16.9	60	0	49	74%	
Totals			15/7	75	853	11.4	60	2	790	68%	

2014 GAME-BY-GAME STATISTICS (PHI)

				RECEIVING					SNAPS	
Date	Opp		GP/S	Rec	Yds	Avg	Lg	TD	No	Pct
Sep 7	Jax	W	1/1	3	77	25.7	26	1	52	60%
Sep 15	at Ind	W	1/0	4	86	21.5	27	0	52	76%
Sep 21	Was	W	1/0	2	14	7.0	10	0	38	52%
Sep 28	at SF	L	1/0	4	43	10.8	14	0	43	72%
Oct 5	StL	W	1/0	3	39	13.0	19	0	29	40%
Oct 12	NYG	W	1/0	3	47	15.7	23	1	30	42%
Oct 26	at Ari	L	1/1	5	48	9.6	15	0	47	51%
Nov 2	at Hou	W	1/0	1	4	4.0	4	0	24	29%
Nov 10	Car	W	1/0	1	17	17.0	17	0	31	50%
Nov 16	at GB	L	1/0	4	55	13.8	22	0	27	35%
Nov 23	Ten	W	1/1	4	30	7.5	10	0	26	30%
Nov 27	at Dal	W	1/0	0	0	---	--	0	20	26%
Dec 7	Sea	L	1/0	2	39	19.5	35t	1	25	54%
Dec 14	Dal	L	1/0	3	32	10.7	15	0	26	47%
Dec 20	at Was	L	1/1	15	115	7.7	16	0	70	78%
Dec 28	at NYG	W	1/1	4	56	14.0	19	0	47	64%
Totals			16/5	58	702	12.1	35t	3	587	50%

SEASON HIGHLIGHTS (Continued)

2014 - PHILADELPHIA (16/5)

- ▶ Totaled 58 receptions for 702 yards and 3 TDs
- ▶ Set a franchise single-game record with 15 receptions while also posting his first 100+ yard game (115) at Was. (12/20/14). Only three NFL TEs have produced 15+ catches in a single game: Ertz, **Jason Witten** (18 on 10/28/12 vs. NYG; 15 on 12/9/07 at Det.) and **Kellen Winslow Sr.** (15 on 10/7/84 at GB)

2013 - PHILADELPHIA (16/3, 1/0)

- ▶ Recorded 36 catches for 469 yards and 4 TDs as a rookie
- ▶ Hauled in a 3-yard TD pass from **Nick Foles** to give the Eagles a 24-23 advantage in the fourth quarter of the NFC Wild Card playoff game vs. NO (1/4/14)

COLLEGE HIGHLIGHTS

- ▶ Appeared in 38 games at Stanford and recorded 112 receptions for 1,434 yards and 15 TDs in three seasons
- ▶ As a junior, was a unanimous first-team All-American after leading Stanford and all FBS TEs in receiving yards (898) and receptions (69), both school records at the position. Also named first-team All-Pac-12 and Pac-12 All-Academic honorable mention

TRANSACTIONS

2013 Drafted by PHI in 2nd round (35th overall)
Signed 4-year contract

1/25/16 Signed by PHI to 5-year contract extension





2013 GAME-BY-GAME STATISTICS (PHI)

				RECEIVING					SNAPS	
Date	Opp		GP/S	Rec	Yds	Avg	Lg	TD	No	Pct
Sep 9	at Was	W	1/0	1	11	11.0	11	0	24	30%
Sep 15	SD	L	1/0	2	58	29.0	31	0	12	20%
Sep 19	KC	L	1/0	1	5	5.0	5	0	14	22%
Sep 29	at Den	L	1/1	1	38	38.0	38	0	31	44%
Oct 6	at NYG	W	1/0	2	38	19.0	24	0	33	41%
Oct 13	at TB	W	1/0	3	13	4.3	6	0	42	62%
Oct 20	Dal	L	1/0	3	33	11.0	21	0	23	29%
Oct 27	NYG	L	1/0	1	5	5.0	5	0	27	44%
Nov 3	at Oak	W	1/0	5	42	8.4	15t	1	35	59%
Nov 10	at GB	W	1/0	0	0	---	--	0	33	54%
Nov 17	Was	W	1/0	2	31	15.5	16	0	30	45%
Dec 1	Ari	W	1/0	5	68	13.6	24t	2	38	49%
Dec 8	Det	W	1/1	0	0	---	--	0	26	35%
Dec 15	at Min	L	1/0	6	57	9.5	17	1	45	65%
Dec 22	Chi	W	1/1	1	27	27.0	27	0	15	23%
Dec 29	at Dal	W	1/0	3	43	14.3	17	0	22	33%
Totals			16/3	36	469	13.0	38	4	450	41%
PLAYOFFS										
Jan 4	NO	L	1/0	3	22	7.3	15	1	23	40%
Totals			1/0	3	22	7.3	15	1	23	40%





6-0 | 204 **4th Year**

DOB: Nov. 1, 1994 (Age 25)



**New Hope,
Alabama**

**New Hope
High School**



Auburn

*D6-17 (208th overall)
by Arizona*

Acquired: T-Ari-19

THREE-STEP DROP

First job: Chores around the house

Bucket list: Travel to Australia

Surprisingly good at:
Cooking

**If he could play another
sport, what position/
team:** Center field,
Atlanta Braves

Favorite athlete growing up:
Bo Jackson

Favorite music: "It depends
on my mood. I like chill vibes
and I also like hip-hop."

Favorite meal: "Fried chicken,
but I can't eat it right now
because I'm on a diet."

**IN 2019, FORD RANKED 6TH ON
THE EAGLES IN SPECIAL TEAMS SNAPS
(213, 47%) AND TIED FOR 6TH IN
SPECIAL TEAMS TACKLES (5).**



Rudy Ford was acquired by Philadelphia in a trade with Arizona during the 2019 preseason and played a key role on the Eagles' special teams units. Ford ranked 6th on the roster in special teams snaps (213, 47%) and tied for the 6th-most special teams tackles (5). He was originally selected by the Cardinals in the 6th round (208th overall) of the 2017 NFL Draft following an impressive career at Auburn University.

SPECIAL TEAMS SNAPS

EAGLES PLAYERS IN 2019

Nathan Gerry	335 (74%)
T.J. Edwards	334 (74%)
Rasul Douglas	261 (57%)
Duke Riley	254 (56%)
Craig James	237 (52%)
Rudy Ford	213 (47%)

SPECIAL TEAMS TACKLES

EAGLES PLAYERS IN 2019

T.J. Edwards	14
Craig James	12
Duke Riley	10
Nathan Gerry	8
Alex Singleton	8
Rudy Ford	5
Several players tied	5

BIRDSEED

Ford attended New Hope (AL) High School, where he gained 1,669 yards and scored 27 TDs as a senior. A Class 3A first-team all-state selection, Ford was also chosen to play in the Alabama-Mississippi All-Star game and was once named the top RB prospect in Alabama on Rivals.com.

Ford's given first name is Johnathan. He was nicknamed "Rudy" as a child by his Uncle Phillip.



CAREER STATISTICS

			TACKLES					PASS DEFENSE						FUMBLES			DEF SNAPS	
Year	Team	GP/S	Total	Solo	Asst	TFL	Sacks	Int	Yds	Lg	TD	PD	QPH	FF	FR	Yds	No	Pct
2017	Arizona	10/0	0	0	0	0	0.0	0	0	--	0	0	0	0	0	0	0	0%
2018	Arizona	13/1	4	2	2	0	0.0	0	0	--	0	0	0	0	0	0	62	6%
2019	Philadelphia	10/0	3	1	2	0	0.0	0	0	--	0	0	0	0	0	0	16	2%
Totals		33/1	7	3	4	0	0.0	0	0	--	0	0	0	0	0	0	---	---
PLAYOFFS																		
2019	Philadelphia	0/0	INJURED RESERVE (ABDOMEN) (11/23/19)															
Totals		0/0	0	0	0	0	0.0	0	0	--	0	0	0	0	0	0	---	---
ADDITIONAL STATISTICS																		
Special Teams Tackles: 18 - 2019 (5), 2018 (8), 2017 (5)																		

CAREER HIGHS

Tackles	3	2x, last: 11/17/19 vs. NE
Sacks	--	---
INTs	--	---
PDs	--	---
FFs	--	---
FRs	--	---



SEASON HIGHLIGHTS

2019 - PHILADELPHIA (10/0, 0/0)

- ▶ Finished the season with the 6th-most special teams snaps (213, 47%) and special teams tackles (5, tied) on the Eagles roster
- ▶ Totaled a career-high-tying 3 tackles (1 solo) vs. NE (11/17/19)

2018 - ARIZONA (13/1)

- ▶ Produced the 3rd-most tackles (career-high 8) on the Cardinals' special teams units. Also added 4 tackles (2 solo) on defense
- ▶ Made his first career start and registered a career-high 3 tackles along with 1 special teams tackle vs. Den. (10/18/18)

2017 - ARIZONA (10/0)

- ▶ Recorded 5 special teams tackles as a rookie, which tied for the 5th-most on the Cardinals roster

COLLEGE HIGHLIGHTS

- ▶ A three-year starter in the secondary at Auburn. Appeared in 52 career games (34 starts) and totaled 275 tackles, 1.5 sacks, 11.5 TFLs, 5 INTs (including 1 TD), 3 FFs and 1 FR
- ▶ As a senior in 2016, started 10 of 12 games he appeared in and was named a Reese's Senior Bowl selection. Totaled 59 tackles and a career-high 7 PDs. Named to the Bednarik, Paul Hornung Award and Senior Bowl watch lists in the preseason
- ▶ Led the Tigers with a career-high 118 tackles in 11 starts as a junior in 2015. Marked the most tackles by an Auburn player since 2001. Added 1.0 sack and 2 INTs (including a 48-yard INT-TD)
- ▶ Ranked 1st on the team with 93 tackles and 3rd with a career-high 3 INTs during his sophomore campaign in 2014 (13 starts). Added 1.5 TFLs, 0.5 sacks and 1 FF. Earned honorable mention Sophomore All-America honors from *College Football News*
- ▶ Appeared in all 14 games as a freshman with the Tigers in 2013 after moving from RB to CB during fall camp. Totaled 5 tackles and also saw limited action at RB, rushing 2 times for 45 yards, including a 38-yard rushing TD vs. Western Carolina

TRANSACTIONS

- 2017** Drafted by ARI in 6th round (208th overall)
Signed 4-year contract
- 12/7/17** Placed on Injured Reserve (knee)
- 8/22/19** Acquired by PHI from ARI in exchange for DT **Bruce Hector**
- 11/23/19** Placed on Injured Reserve (abdomen)

2019 GAME-BY-GAME STATISTICS (PHI)												
Date	Opp		GP/S	Tot	Solo	Sk	Int	PD	FF	FR	Snaps	Pct
Sep 8	Was	W	1/0	0	0	0.0	0	0	0	0	0	0%
Sep 15	at Atl	L	1/0	0	0	0.0	0	0	0	0	0	0%
Sep 22	Det	L	1/0	0	0	0.0	0	0	0	0	0	0%
Sep 26	at GB	W	1/0	0	0	0.0	0	0	0	0	0	0%
Oct 6	NYJ	W	1/0	0	0	0.0	0	0	0	0	0	0%
Oct 13	at Min	L	1/0	0	0	0.0	0	0	0	0	0	0%
Oct 20	at Dal	L	1/0	0	0	0.0	0	0	0	0	1	1%
Oct 27	at Buf	W	1/0	0	0	0.0	0	0	0	0	0	0%
Nov 3	Chi	W	1/0	0	0	0.0	0	0	0	0	0	0%
Nov 17	NE	L	1/0	3	1	0.0	0	0	0	0	15	20%
Nov 24	Sea	L	0/0	INJURED RESERVE (ABDOMEN)								
Dec 1	at Mia	L	0/0	INJURED RESERVE (ABDOMEN)								
Dec 9	NYG	W	0/0	INJURED RESERVE (ABDOMEN)								
Dec 15	at Was	W	0/0	INJURED RESERVE (ABDOMEN)								
Dec 22	Dal	W	0/0	INJURED RESERVE (ABDOMEN)								
Dec 29	at NYG	W	0/0	INJURED RESERVE (ABDOMEN)								
Totals			10/0	3	1	0.0	0	0	0	0	16	2%

PLAYOFFS												
Jan 5	Sea	L	0/0	INJURED RESERVE (ABDOMEN)								
Totals			0/0	0	0	0.0	0	0	0	0	0	0%



2018 GAME-BY-GAME STATISTICS (ARI)

Date	Opp		GP/S	Tot	Solo	Sk	Int	PD	FF	FR	Snap	Pct
Sep 9	Was	L	1/0	1	1	0.0	0	0	0	0	2	3%
Sep 16	at LAR	L	1/0	0	0	0.0	0	0	0	0	0	0%
Sep 23	Chi	L	0/0	INACTIVE (ANKLE)								
Sep 30	Sea	L	1/0	0	0	0.0	0	0	0	0	0	0%
Oct 7	at SF	W	1/0	0	0	0.0	0	0	0	0	0	0%
Oct 14	at Min	L	1/0	0	0	0.0	0	0	0	0	6	9%
Oct 18	Den	L	1/1	3	2	0.0	0	0	0	0	52	88%
Oct 28	SF	W	1/0	0	0	0.0	0	0	0	0	2	3%
Nov 11	at KC	L	1/0	0	0	0.0	0	0	0	0	0	0%
Nov 18	Oak	L	0/0	INACTIVE (HEEL)								
Nov 25	at LAC	L	0/0	INACTIVE (HEEL)								
Dec 2	at GB	W	1/0	0	0	0.0	0	0	0	0	0	0%
Dec 9	Det	L	1/0	0	0	0.0	0	0	0	0	0	0%
Dec 16	at Atl	L	1/0	0	0	0.0	0	0	0	0	0	0%
Dec 23	LAR	L	1/0	0	0	0.0	0	0	0	0	0	0%
Dec 30	at Sea	L	1/0	0	0	0.0	0	0	0	0	0	0%
Totals			13/1	4	2	0.0	0	0	0	0	62	6%

2017 GAME-BY-GAME STATISTICS (ARI)

Date	Opp		GP/S	Tot	Solo	Sk	Int	PD	FF	FR	Snap	Pct
Sep 10	at Det	L	1/0	0	0	0.0	0	0	0	0	0	0%
Sep 17	at Ind	W	1/0	0	0	0.0	0	0	0	0	0	0%
Sep 25	Dal	L	1/0	0	0	0.0	0	0	0	0	0	0%
Oct 1	SF	W	1/0	0	0	0.0	0	0	0	0	0	0%
Oct 8	at Phi	L	1/0	0	0	0.0	0	0	0	0	0	0%
Oct 15	TB	W	1/0	0	0	0.0	0	0	0	0	0	0%
Oct 22	at LAR	L	1/0	0	0	0.0	0	0	0	0	0	0%
Nov 5	at SF	W	1/0	0	0	0.0	0	0	0	0	0	0%
Nov 9	Sea	L	1/0	0	0	0.0	0	0	0	0	0	0%
Nov 19	at Hou	L	1/0	0	0	0.0	0	0	0	0	0	0%
Nov 26	Jax	W	0/0	INACTIVE (KNEE)								
Dec 3	LAR	L	0/0	INACTIVE (KNEE)								
Dec 10	Ten	W	0/0	INJURED RESERVE (KNEE)								
Dec 17	at Was	L	0/0	INJURED RESERVE (KNEE)								
Dec 24	NYG	W	0/0	INJURED RESERVE (KNEE)								
Dec 31	at Sea	W	0/0	INJURED RESERVE (KNEE)								
Totals			10/0	0	0	0.0	0	0	0	0	0	0%



6-2 | 230  **4th Year**
DOB: Feb. 23, 1995 (Age 25)

**Sioux Falls,
South Dakota**



**Washington
High School**



Nebraska
*D5b-17 (184th overall)
 by Philadelphia*



Originally selected by Philadelphia in the 5th round (184th overall) of the 2017 NFL Draft, **Nathan Gerry** (pronounced GARY) made the transition from safety to linebacker as a rookie on the Eagles defense. In 2019, Gerry tied for the team lead with 2 INTs and ranked 3rd in tackles (67), behind **Malcolm Jenkins** (118) and **Rodney McLeod** (108). He also led Philadelphia in special teams snaps (335, 74%).

MOST TACKLES

EAGLES PLAYERS IN 2019

Malcolm Jenkins	118
Rodney McLeod	108
Nathan Gerry*	67
Avonte Maddox	64
Nigel Bradham	63

* Career high

SPECIAL TEAMS SNAPS

EAGLES PLAYERS IN 2019

335 (74%)	Nathan Gerry
334 (74%)	T.J. Edwards
261 (57%)	Rasul Douglas
254 (56%)	Duke Riley
237 (52%)	Craig James

GERRY RECORDED A CAREER-HIGH 8 SPECIAL TEAMS TACKLES IN 2019.

THREE-STEP DROP

First job: Host at Famous Dave's

Player he models his game after:
 Vikings S Harrison Smith

Moment left starstruck:

"My first preseason game. I was on the sidelines and Green Bay made a play on our sideline and I was like, 'Oh wow, that's Clay Matthews.'"

Favorite quote: "A winner never quits and a quitter never wins."

MOST INTERCEPTIONS

EAGLES PLAYERS IN 2019


Nathan Gerry*	2
Ronald Darby	2
Sidney Jones	2
Rodney McLeod	2
Several players tied	1

* Career high

SEASON HIGHLIGHTS

2019 - PHILADELPHIA (16/12, 1/1)

- ▶ Tied for the team lead with 2 INTs and ranked 3rd in tackles (career-high 67), behind **Malcolm Jenkins** (118) and **Rodney McLeod** (108). Also led the Eagles in special teams snaps (335, 74%) and finished with a career-high 8 special teams tackles
- ▶ In the first quarter of the 31-6 win vs. NYJ (10/6/19), intercepted Jets QB **Luke Falk** on fourth-and-1 and returned it 51 yards for a TD. Marked the Eagles' first INT-TD since **Patrick Robinson's** 50-yard return in the 2017 NFC Championship Game on 1/21/18 vs. Minnesota. Became the first Eagles LB to return an INT for a TD since **Jordan Hicks'** 67-yard return on 11/8/15 at Dallas





CAREER STATISTICS

Year	Team	GP/S	TACKLES					PASS DEFENSE						FUMBLES			DEF SNAPS	
			Total	Solo	Asst	TFL	Sacks	Int	Yds	Lg	TD	PD	QPH	FF	FR	Yds	No	Pct
2017	Philadelphia	10/1	1	1	0	0	0.0	0	0	--	0	1	0	0	0	0	20	2%
2018	Philadelphia	13/2	18	13	5	0	0.0	1	8	8	0	1	0	0	0	0	134	13%
2019	Philadelphia	16/12	67	50	17	1	2.5	2	0	--	1	2	1	0	1	0	630	61%
Totals		39/15	86	64	22	1	2.5	3	8	8	1	4	1	0	1	0	---	---

PLAYOFFS

2017	Philadelphia	3/0	0	0	0	0	0.0	0	0	--	0	0	0	0	0	0	1	1%
2018	Philadelphia	2/0	0	0	0	0	0.0	0	0	--	0	0	0	0	0	0	5	4%
2019	Philadelphia	1/1	6	4	2	0	0.0	0	0	--	0	0	1	0	0	0	52	81%
Totals		6/1	6	4	2	0	0.0	0	0	--	0	0	1	0	0	0	---	---

ADDITIONAL STATISTICS

INT-TDs: 1 - 10/6/19 vs. NYJ (Jets QB Luke Falk) Special Teams Tackles: 18 - 2019 (8), 2018 (4), 2017 (6) Postseason Special Teams Tackles: 2 - 2019 (1), 2018 (1)

CAREER HIGHS

Tackles	8	2x, last: 11/17/19 vs. NE
Sacks	1.0	2x, last: 11/17/19 vs. NE
INTs	1	3x, last: 10/6/19 vs. NYJ
PDs	1	4x, last: 12/9/19 vs. NYG
FFs	--	---
FRs	1	11/24/19 vs. Sea

SEASON HIGHLIGHTS (Continued)

2018 - PHILADELPHIA (13/2, 2/0)

- Finished the regular season with 18 tackles (5 solo) and 1 INT while registering 4 special teams tackles. Ranked 3rd on the Eagles special teams units with 257 snaps (59%), trailing only **LaRoy Reynolds** (359, 83%) and **Kamu Grugier-Hill** (344, 79%)
- Produced his first career INT when he picked off QB **Mark Sanchez** in the 28-13 win vs. Was. (12/3/18)

2017 - PHILADELPHIA (10/1, 3/0)

- In his debut season, tied for the 6th-most special teams snaps (181, 40%) on the team and ranked 2nd among Eagles rookies in special teams tackles (6), behind **Corey Clement** (10)
- Played key special teams roles in all 3 playoff games during the Eagles' **Super Bowl LII**-winning postseason run

COLLEGE HIGHLIGHTS

- Named a Bednarik Award semi-finalist, earned All-America and first-team All-Big Ten honors as a senior in 2016
- Played in 11 games (all starts) and finished 2nd on the team with 74 tackles. Added 4 INTs for the third consecutive season
- Voted third-team All-Big Ten by the media as a junior in 2015 after leading the Huskers with 79 tackles and 4 INTs
- Earned Honorable Mention All-Big Ten accolades as a sophomore in 2014. Started every game and led Nebraska with a career-high 5 INTs, all in conference games. Totaled a career-high 15 tackles and an INT at Iowa (11/28/14) to earn Big Ten Defensive Player of the Week honors

TRANSACTIONS

2017	Drafted by PHI in 5th round (184th overall) <i>Signed 4-year contract</i>
9/2/17	Waived by PHI
9/4/17	Signed by PHI to practice squad
10/19/17	Signed by PHI from practice squad to active roster
7/29/20	Placed on Reserve/COVID-19 List



BIRDSEED

Gerry is the son of Kelli and Brian Gerry. He majored in sociology and volunteered his time with team hospital visits, Big Brothers/Big Sisters and Uplifting Athletes.

Gerry helped lead Washington (SD) High School's football team to a 48-3 record and three state championships. He was a two-way starter, playing RB and WR. Gerry also handled kicking and punting duties as a senior.

Gerry additionally was a track standout in high school, winning his second straight 200-meter state title as a senior as well as the 100-meter event. Gerry set the state record in the 200 meters with a time of 21.52.

[@NathanGerry](#) [@nathangerry](#)



2019 GAME-BY-GAME STATISTICS (PHI)

Date	Opp	GP/S	Tot	Solo	Sk	Int	PD	FF	FR	Snap	Pct
Sep 8	Was	W	1/0	0	0	0.0	0	0	0	2	3%
Sep 15	at Atl	L	1/0	2	2	0.0	1	0	0	20	30%
Sep 22	Det	L	1/0	3	1	0.0	0	0	0	24	38%
Sep 26	at GB	W	1/0	1	1	0.0	0	0	0	12	15%
Oct 6	NYJ	W	1/1	1	1	0.0	1	0	0	22	37%
Oct 13	at Min	L	1/1	6	4	0.0	0	0	0	62	87%
Oct 20	at Dal	L	1/1	8	6	0.0	0	0	0	70	100%
Oct 27	at Buf	W	1/1	5	5	1.0	0	0	0	62	100%
Nov 3	Chi	W	1/1	5	2	0.0	0	0	0	44	98%
Nov 17	NE	L	1/1	8	6	1.0	0	0	0	73	99%
Nov 24	Sea	L	1/1	5	4	0.5	0	1	0	35	54%
Dec 1	at Mia	L	1/1	4	2	0.0	0	0	0	39	54%
Dec 9	NYG	W	1/1	4	3	0.0	0	1	0	33	63%
Dec 15	at Was	W	1/1	4	4	0.0	0	0	0	39	74%
Dec 22	Dal	W	1/1	6	5	0.0	0	0	0	46	74%
Dec 29	at NYG	W	1/1	5	4	0.0	0	0	0	47	64%
Totals			16/12	67	50	2.5	2	2	0	630	61%
PLAYOFFS											
Jan 5	Sea	L	1/1	6	4	0.0	0	0	0	52	81%
Totals			1/1	6	4	0.0	0	0	0	52	81%



2018 GAME-BY-GAME STATISTICS (PHI)

Date	Opp	GP/S	Tot	Solo	Sk	Int	PD	FF	FR	Snap	Pct
Sep 6	Atl	W	1/1	1	1	0.0	0	1	0	26	37%
Sep 16	at TB	L	1/0	0	0	0.0	0	0	0	4	7%
Sep 23	Ind	W	1/0	0	0	0.0	0	0	0	0	0%
Sep 30	at Ten	L	1/0	0	0	0.0	0	0	0	1	1%
Oct 7	Min	L	1/0	0	0	0.0	0	0	0	0	0%
Oct 11	at NYG	W	0/0	INACTIVE (ANKLE, KNEE)							
Oct 21	Car	L	0/0	INACTIVE (ANKLE, KNEE)							
Oct 28	at Jax	W	0/0	INACTIVE (ANKLE, KNEE)							
Nov 11	Dal	L	1/0	0	0	0.0	0	0	0	2	3%
Nov 18	at NO	L	1/0	1	0	0.0	0	0	0	8	11%
Nov 25	NYG	W	1/1	4	2	0.0	0	0	0	33	53%
Dec 3	Was	W	1/0	2	2	0.0	1	0	0	11	24%
Dec 9	at Dal	L	1/0	5	4	0.0	0	0	0	29	29%
Dec 16	at LAR	W	1/0	5	4	0.0	0	0	0	20	26%
Dec 23	Hou	W	1/0	0	0	0.0	0	0	0	0	0%
Dec 30	at Was	W	1/0	0	0	0.0	0	0	0	0	0%
Totals			13/2	18	13	0.0	1	1	0	134	13%
PLAYOFFS											
Jan 6	at Chi	W	1/0	0	0	0.0	0	0	0	0	0%
Jan 13	at NO	L	1/0	0	0	0.0	0	0	0	5	6%
Totals			2/0	0	0	0.0	0	0	0	5	4%

2017 GAME-BY-GAME STATISTICS (PHI)

Date	Opp	GP/S	Tot	Solo	Sk	Int	PD	FF	FR	Snap	Pct
Sep 10	at Was	W	---	EAGLES PRACTICE SQUAD							
Sep 17	at KC	L	---	EAGLES PRACTICE SQUAD							
Sep 24	NYG	W	---	EAGLES PRACTICE SQUAD							
Oct 1	at LAC	W	---	EAGLES PRACTICE SQUAD							
Oct 8	Ari	W	---	EAGLES PRACTICE SQUAD							
Oct 12	at Car	W	---	EAGLES PRACTICE SQUAD							
Oct 23	Was	W	1/0	0	0	0.0	0	0	0	0	0%
Oct 29	SF	W	1/0	0	0	0.0	0	0	0	0	0%
Nov 5	Den	W	1/0	0	0	0.0	0	0	0	0	0%
Nov 19	at Dal	W	1/0	0	0	0.0	0	0	0	0	0%
Nov 26	Chi	W	1/0	0	0	0.0	0	0	0	0	0%
Dec 3	at Sea	L	1/0	0	0	0.0	0	0	0	0	0%
Dec 10	at LAR	W	1/0	0	0	0.0	0	0	0	0	0%
Dec 17	at NYG	W	1/0	0	0	0.0	0	0	0	0	0%
Dec 25	Oak	W	1/0	0	0	0.0	0	0	0	0	0%
Dec 31	Dal	L	1/1	1	1	0.0	0	1	0	20	29%
Totals			10/1	1	1	0.0	0	1	0	20	2%
PLAYOFFS											
Jan 13	Atl	W	1/0	0	0	0.0	0	0	0	0	0%
Jan 21	Min	W	1/0	0	0	0.0	0	0	0	1	1%
Feb 4	at NE	W	1/0	0	0	0.0	0	0	0	0	0%
Totals			3/0	0	0	0.0	0	0	0	1	1%



6-5 | 256 3rd Year

DOB: Jan. 3, 1995 (Age 25)

Britton,
South Dakota

Britton-Hecla
High School



South Dakota St.
D2-18 (49th overall)
by Philadelphia

MOST RECEIVING YARDS

NFL TIGHT ENDS IN 2019

1,229	Travis Kelce (KC)
1,145	Darren Waller (Oak.)
1,053	George Kittle (SF)
916	Zach Ertz (Phi.)
852	Mark Andrews (Bal.)
787	Austin Hooper (Atl.)
734	Tyler Higbee (LAR)
705	Jared Cook (NO)
652	Hunter Henry (LAC)
607	Dallas Goedert (Phi.)

THREE-STEP DROP

First job: Owned a lawn care company

Surprisingly good at: Unicycling

Players he models his game after:
Zach Ertz and Travis KelceFavorite athletes growing up:
Brett Favre and Aaron RodgersFavorite TV show: *The Office*

Favorite music: Country, Sam Hunt

In 2019, Dallas Goedert (pronounced GOD-ert) posted Top 10 finishes among NFL TEs in receptions (9th, 58), receiving yards (10th, 607) and receiving TDs (T-7th, 5). Originally selected by Philadelphia in the 2nd round (49th overall) of the 2018 NFL Draft, Goedert is tied for the most receiving TDs (9) by an Eagles TE in their first two seasons.

MOST RECEPTIONS

NFL TIGHT ENDS IN 2019

Travis Kelce (KC)	97
Darren Waller (Oak.)	90
Zach Ertz (Phi.)	88
George Kittle (SF)	85
Austin Hooper (Atl.)	75
Tyler Higbee (LAR)	69
Mark Andrews (Bal.)	64
Jason Witten (Dal.)	63
Dallas Goedert (Phi.)	58

MOST RECEIVING TDs

NFL TIGHT ENDS IN 2019

Mark Andrews (Bal.)	10
Jared Cook (NO)	9
Darren Fells (Hou.)	7
Zach Ertz (Phi.)	6
Austin Hooper (Atl.)	6
Kyle Rudolph (Min.)	6
Dallas Goedert (Phi.)	5
Several players tied	5

GOEDERT IS TIED FOR THE
MOST RECEIVING TDs (9) BY AN
EAGLES TE IN THEIR FIRST
TWO NFL SEASONS:



DALLAS
GOEDERT
(2018-19)



KEITH
JACKSON
(1988-89)



CHARLE
YOUNG
(1973-74)

IN 2019, GOEDERT RANKED
6TH AMONG NFL TEs WITH 331
YARDS AFTER THE CATCH.



CAREER STATISTICS

Year	Team	GP/S	RECEIVING					OFF SNAPS	
			Rec	Yds	Avg	Lg	TD	No	Pct
2018	Philadelphia	16/8	33	334	10.1	32t	4	525	48%
2019	Philadelphia	15/9	58	607	10.5	28t	5	781	66%
Totals		31/17	91	941	10.3	32t	9	---	---

PLAYOFFS

2018	Philadelphia	2/0	2	20	10.0	10t	1	50	42%
2019	Philadelphia	1/1	7	73	10.4	17	0	67	97%
Totals		3/1	9	93	10.3	17	1	---	---

ADDITIONAL STATISTICS

Fumbles/Lost: 2/2 - 2019 (2/2) **Fumbles Recoveries:** 1 - 2018 (1)

Special Teams Tackles: 5 - 2019 (2), 2018 (3)

Postseason Special Teams Tackles: 1 - 2018 (1)

CAREER HIGHS

Receptions	9	12/22/19 vs. Dal.
Receiving Yards	91	12/22/19 vs. Dal.
Receiving Long	32t	10/28/18 at Jax.
Receiving TDs	1	10x, last: 12/22/19 vs. Dal.

NOTES TO KNOW

- Has produced 9 career receiving TDs, which are tied with **Keith Jackson** (1988-89) and **Charle Young** (1973-74) for the most by an Eagles TE in their first two NFL seasons

SEASON HIGHLIGHTS

2019 - PHILADELPHIA (15/9, 1/1)

- Posted Top 10 finishes among NFL TEs in receptions (9th, 58), receiving yards (607, 10th) and receiving TDs (T-7th, 5). Also ranked 6th among TEs with 331 yards after the catch
- Led the Eagles' passing attack with postseason career highs in receptions (7) and receiving yards (73) vs. Sea. (1/5/20) in the Wild Card Round. Became just the fourth TE in team history to record 7+ catches and 70+ yards in a playoff game, joining **Brent Celek** (10-83 on 1/18/09 at Ari.), **Zach Ertz** (8-93 on 1/21/18 vs. Min.) and **Keith Jackson** (7-142 on 12/31/88 at Chi.)
- Registered career highs in receptions (9) and receiving yards (91) while adding a 6-yard TD in the 17-9 win vs. Dal. (12/22/19)

2018 - PHILADELPHIA (16/8, 2/0)

- Led all NFL rookie TEs with 4 receiving TDs (ranked 6th overall among rookies) in the regular season. Also tied for the 3rd-most receiving TDs ever by a rookie TE in Eagles history, trailing only **Keith Jackson** in 1988 (6) and **Charle Young** in 1973 (6)
- Hauled in a 10-yard TD reception from **Nick Foles** in the third quarter of the Eagles' Wild Card Playoff victory at Chi. (1/6/19). Became the first NFL rookie TE to catch a go-ahead TD in a post-season game since **Richard Rodgers** with Green Bay on 1/11/15 vs. Dallas (13-yard TD from **Aaron Rodgers** that gave the Packers a 26-21 advantage in the fourth quarter)
- Produced a team-high 7 receptions for 73 yards and 1 TD in the 20-16 win vs. Ind. (9/23/18). Caught his first career TD on a 13-yard pass from **Carson Wentz** on the opening drive



EXPERT UNICYCLIST

Goedert is not just an athlete in the traditional sense - he is also a skilled unicyclist. "I was looking through the JCPenney catalog one day - the Christmas catalog, the thick one. I saw a unicycle and I told my mom that I wanted one. She said, 'Well, your grandpa has a bunch of unicycles. We used to ride them all the time.' So I said, 'Can we go get one?' Let's do it." So I learned how. I have three other cousins that know how, too. And we ride in parades or centennials, 125th, Fourth of July parades in small towns around Britton. It was one of the biggest attractions in the parade, people love seeing it." Perhaps the greatest feat of Goedert's unicycling career is learning how to ride a six-foot unicycle, which he says requires starting off the back of a truck.

DALLAS IN PHILLY

Goedert's first name, Dallas, comes from his dad, who was a Dallas Cowboys fan, though his stepdad raised him to root for the Green Bay Packers. That being said, Goedert assures that everyone in his family now loves the Eagles. Shortly after he was selected by Philadelphia in the 2nd round of the 2018 NFL Draft, Goedert took notice of a handful of GoFundMe pages lobbying for him to change his name to 'Philly.'

"We're going to have a little bit of trouble with that, but hopefully I can make enough plays that they'll get over [my name being Dallas]."

BASKETBALL STAR

Goedert was a very talented basketball player and considers the sport his first 'true love.' However, his mom helped him focus on football with some friendly advice. "She said I'm going to have a better chance playing college football than basketball because 22 people start in football and only five start in basketball. She was just telling me that being 6'5" is being too short to be a three, four or five guy in the NBA."

Goedert definitely notices the impact that basketball has had on his football career. "Beating man coverage is a lot like driving to the hole, doing a crossover to get by somebody. And then any time you're in the red zone you're using your body like you're boxing out, or go up and catch a fade ball like you are high-pointing a rebound. A lot of things translate."

BIRDSEED

Goedert was a two-time honorable mention all-state selection and three-time all-conference pick in both football and basketball at Britton-Hecla High School.

[@goedert33](#) [@goedert33](#)



2019 GAME-BY-GAME STATISTICS (PHI)

				RECEIVING					SNAPS	
Date	Opp		GP/S	Rec	Yds	Avg	Lg	TD	No	Pct
Sep 8	Was	W	1/0	2	16	8.0	9	0	41	55%
Sep 15	at Atl	L	0/0	DID NOT PLAY						
Sep 22	Det	L	1/0	0	0	0.0	0	0	9	12%
Sep 26	at GB	W	1/1	2	16	8.0	13	1	43	69%
Oct 6	NYJ	W	1/0	1	11	11.0	11	0	50	74%
Oct 13	at Min	L	1/1	5	48	9.6	13	0	46	71%
Oct 20	at Dal	L	1/1	4	69	17.3	28t	1	36	59%
Oct 27	at Buf	W	1/0	3	22	7.3	10	1	55	75%
Nov 3	Chi	W	1/1	4	39	9.8	16	0	70	79%
Nov 17	NE	L	1/1	3	36	12.0	21	1	61	81%
Nov 24	Sea	L	1/1	7	32	4.6	14	0	66	87%
Dec 1	at Mia	L	1/1	6	66	11.0	24	0	40	56%
Dec 9	NYG	W	1/0	3	41	13.7	28	0	60	67%
Dec 15	at Was	W	1/0	5	55	11.0	20	0	65	84%
Dec 22	Dal	W	1/1	9	91	10.1	22	1	65	90%
Dec 29	at NYG	W	1/1	4	65	16.3	28	0	74	100%
Totals			15/9	58	607	10.5	28t	5	781	66%
PLAYOFFS										
Jan 5	Sea	L	1/1	7	73	10.4	17	0	67	97%
Totals			1/1	7	73	10.4	17	0	67	97%

2018 GAME-BY-GAME STATISTICS (PHI)

				RECEIVING					SNAPS	
Date	Opp		GP/S	Rec	Yds	Avg	Lg	TD	No	Pct
Sep 6	Atl	W	1/0	1	4	4.0	4	0	17	24%
Sep 16	at TB	L	1/0	0	0	---	--	0	17	22%
Sep 23	Ind	W	1/1	7	73	10.4	19	1	55	67%
Sep 30	at Ten	L	1/1	2	13	6.5	10	0	31	40%
Oct 7	Min	L	1/0	2	16	8.0	11	0	35	59%
Oct 11	at NYG	W	1/1	1	7	7.0	7	0	32	45%
Oct 21	Car	L	1/1	4	43	10.8	21	1	37	55%
Oct 28	at Jax	W	1/0	1	32	32.0	32t	1	30	48%
Nov 11	Dal	L	1/0	0	0	---	--	0	18	29%
Nov 18	at NO	L	1/1	0	0	---	--	0	16	31%
Nov 25	NYG	W	1/0	3	33	11.0	16	0	36	55%
Dec 3	Was	W	1/1	0	0	---	--	0	39	52%
Dec 9	at Dal	L	1/1	4	44	11.0	26	1	31	60%
Dec 16	at LAR	W	1/1	2	12	6.0	10	0	39	61%
Dec 23	Hou	W	1/0	3	30	10.0	24	0	48	59%
Dec 30	at Was	W	1/0	3	27	9.0	25	0	44	62%
Totals			16/8	33	334	10.1	32t	4	525	48%
PLAYOFFS										
Jan 6	at Chi	W	1/0	2	20	10.0	10t	1	30	44%
Jan 13	at NO	L	1/0	0	0	---	--	0	20	39%
Totals			2/0	2	20	10.0	10t	1	50	42%



COLLEGE HIGHLIGHTS

- ▶ A two-time FCS All-America First Team selection (2016-17) and two-time FCS Walter Payton Award finalist (2016-17) at South Dakota State, where he finished with the 3rd-most receptions (198), 4th-most receiving yards (2,988) and 5th-most receiving TDs (21) in school history
- ▶ Over his last two seasons at South Dakota State (2016-17), led all FCS TEs in receptions (164) and receiving yards (2,404) and ranked 2nd among that group in receiving TDs (18)
- ▶ As a senior in 2017, earned first-team All-MVFC honors after leading the nationally-ranked Jackrabbits with 72 receptions and 1,111 receiving yards
- ▶ Also ranked 2nd on the team with 7 receiving TDs as a senior. Caught TDs in FCS playoff games against Northern Iowa (12/2/17) and at James Madison (12/16/17)
- ▶ Earned all-conference honors as a junior in 2016 after setting a South Dakota State single-season record with 92 receptions. His 1,293 receiving yards were the 5th-most in a season by a Jackrabbit and the most by a TE. Caught 8 passes for 204 yards and tied a school record with 4 TDs in the home win over Western Illinois (10/1/16)
- ▶ Named first-team All-MVFC following his sophomore year in 2015. Recorded 2 receptions for 43 yards, including a 30-yard TD, in the FCS playoff game at Montana (11/28/15)

TRANSACTIONS

2018 Drafted by PHI in 2nd round (49th overall)
Signed 4-year contract



6-2 | 265 **11th Year**

DOB: April 3, 1988 (Age 32)

AP
2016



2017

**Detroit,
Michigan**

**Crockett
Vocational
Technical**



Michigan

*D1-10 (13th overall)
by Philadelphia*

QB PRESSURES & HITS

EAGLES PLAYERS IN 2019

34	Brandon Graham
34	Fletcher Cox
34	Vinny Curry
32	Derek Barnett
29	Josh Sweat

THREE-STEP DROP

Bucket list: Drive a NASCAR car

First jersey: Dave Bing, Detroit Pistons

First job: Working the grill at McDonald's

Favorite Halloween costume: Batman,
when he was 10 years old

Favorite movie: *Equalizer*

Favorite book: *New Money: Staying Rich*
by Phillip Buchanon

Favorite quote: "Those who stay, will
be champions." - Bo Schembechler

Originally selected by Philadelphia with the 13th-overall pick in the 2010 NFL Draft, **Brandon Graham** is the longest-tenured member of the Eagles defense. Graham, who ranks 5th on Philadelphia's all-time sacks list (51.0), recorded one of the top defensive plays in franchise history when he strip-sacked Patriots QB Tom Brady in the fourth quarter of Super Bowl LII.

MOST SACKS

EAGLES PLAYERS IN 2019

Brandon Graham	8.5
Derek Barnett	6.5
Vinny Curry	5.0
Josh Sweat	4.0
Fletcher Cox	3.5

TACKLES FOR LOSS

EAGLES PLAYERS IN 2019

Brandon Graham*	18
Derek Barnett	11
Fletcher Cox	11
Malcolm Jenkins	8
Josh Sweat	8

* Career high

**GRAHAM RANKS 5TH ON THE
EAGLES' ALL-TIME LIST WITH
51.0 CAREER SACKS:**



**REGGIE
WHITE**
124.0
(1985-92)



**TRENT
COLE**
85.5
(2005-14)



**CLYDE
SIMMONS**
76.0
(1986-93)



**HUGH
DOUGLAS**
54.5
(1980-84, '04)



**BRANDON
GRAHAM**
51.0
(2010-)

**GRAHAM HAS PLAYED IN THE
5TH-MOST GAMES (143) BY AN EAGLES DEFENSIVE
PLAYER SINCE THE 1970 NFL MERGER.**



CAREER STATISTICS

Year	Team	GP/S	TACKLES					PASS DEFENSE						FUMBLES			DEF SNAPS	
			Total	Solo	Asst	TFL	Sacks	Int	Yds	Lg	TD	PD	QPH	FF	FR	Yds	No	Pct
2010	Philadelphia	13/6	19	12	7	1	3.0	0	0	--	0	0	13	2	0	0	N/A	N/A
2011	Philadelphia	3/0	4	2	2	1	0.0	0	0	--	0	0	1	0	0	0	N/A	N/A
2012	Philadelphia	16/6	50	34	16	7	5.5	0	0	--	0	1	27	2	1	0	420	40%
2013	Philadelphia	16/0	21	14	7	2	3.0	0	0	--	0	0	7	1	0	0	323	27%
2014	Philadelphia	16/1	43	29	14	13.5	5.5	0	0	--	0	0	18	4	0	0	499	43%
2015	Philadelphia	16/10	63	44	19	12.5	6.5	0	0	--	0	1	7	3	0	0	858	71%
2016	Philadelphia	16/16	64	50	14	14	5.5	0	0	--	0	1	30	2	1	4	764	75%
2017	Philadelphia	15/15	51	43	8	16	9.5	0	0	--	0	1	27	2	1	0	666	65%
2018	Philadelphia	16/16	46	37	9	12	4.0	0	0	--	0	2	40	1	1	0	753	72%
2019	Philadelphia	16/16	61	59	12	18	8.5	0	0	--	0	1	34	1	2	0	791	76%
Totals		143/86	422	314	108	97	51.0	0	0	--	0	7	205	18	6	4	---	---

PLAYOFFS

2010	Philadelphia	0/0	INJURED RESERVE (KNEE) (12/14/10)															
2013	Philadelphia	1/0	2	1	1	0	1.0	0	0	--	0	0	1	0	0	0	22	31%
2017	Philadelphia	3/3	5	4	1	0	1.0	0	0	--	0	0	13	1	0	0	162	79%
2018	Philadelphia	2/2	5	4	1	1	1.5	0	0	--	0	0	4	1	0	0	123	87%
2019	Philadelphia	1/1	0	0	0	0	0.0	0	0	--	0	0	0	0	0	0	38	59%
Totals		7/6	12	9	3	1	3.5	0	0	--	0	0	18	2	0	0	---	---

ADDITIONAL STATISTICS

Fumble Recovery TD: 16-yard TD (forced by Nigel Bradham) on 12/10/17 at LAR **Special Teams Tackles:** 15 - 2014 (8), 2013 (7)

CAREER HIGHS

Tackles	10	12/13/12 vs. Cin.
Sacks	3.0	10/6/19 vs. NYJ
INTs	--	---
PDs	1	6x, last: 12/30/18 at Was.
FFs	2	11/8/15 at Dal.
FRs	1	5x, last: 9/26/19 at GB

CAREER HIGHLIGHTS

- Recorded one of the top defensive plays in franchise history when he strip-sacked Patriots QB **Tom Brady** in the fourth quarter of **Super Bowl LII** (recovered by **Derek Barnett**). The takeaway set up a 46-yard FG by **Jake Elliott** that gave the Eagles a 41-33 lead with 1:05 remaining in the game
- Voted second-team **All-Pro** and named a **Pro Bowl** first alternate after the 2016 season, when he ranked 1st in the NFL with 78 combined sacks, hurries and QB knockdowns

NOTES TO KNOW

- His 51.0 sacks rank 5th in Eagles history, behind **Reggie White** (124.0, 1985-92), **Trent Cole** (85.5, 2005-14), **Clyde Simmons** (76.0, 1986-93) and **Hugh Douglas** (54.5, 1998-2002, '04)

SEASON HIGHLIGHTS

2019 - PHILADELPHIA (16/16, 1/1)

- Finished the regular season with a team-leading 8.5 sacks, which are the 2nd-most of his career (9.5 in 2017). Also led the Eagles defense with 18 TFLs and 34 QB pressures and hits (tied)
- Sacked Giants QB **Daniel Jones** in the division-clinching, 34-17 victory at NYG (12/29/19). The takedown moved him into sole possession of 5th place on the Eagles' all-time sacks list
- Totaled 1.5 sacks of Seahawks QB **Russell Wilson** while also adding 3 tackles (2 solo) vs. Sea. (11/24/19)
- Led the Eagles' 10.0-sack performance (tied for 2nd-most in franchise history) with a career-high 3.0 sacks in the 31-6 win vs. NYJ (10/6/19). Became the first Eagle to register 3.0 sacks in a game since **Fletcher Cox** on 12/30/18 at Washington





2019 GAME-BY-GAME STATISTICS (PHI)

Date	Opp	GP/S	Tot	Solo	Sk	Int	PD	FF	FR	Snap	Pct
Sep 8	Was	W	1/1	5	3	0.0	0	0	0	46	72%
Sep 15	at Atl	L	1/1	2	2	0.0	0	0	0	51	77%
Sep 22	Det	L	1/1	5	4	0.0	0	0	0	55	86%
Sep 26	at GB	W	1/1	2	2	0.0	0	0	1	60	74%
Oct 6	NYJ	W	1/1	6	6	3.0	0	1	0	41	69%
Oct 13	at Min	L	1/1	4	4	1.0	0	0	0	55	77%
Oct 20	at Dal	L	1/1	5	4	0.0	0	0	0	50	71%
Oct 27	at Buf	W	1/1	6	5	1.0	0	0	1	47	76%
Nov 3	Chi	W	1/1	4	4	1.0	0	0	0	35	78%
Nov 17	NE	L	1/1	2	2	0.0	0	0	0	65	88%
Nov 24	Sea	L	1/1	3	2	1.5	0	0	0	51	78%
Dec 1	at Mia	L	1/1	2	1	0.0	0	0	0	58	81%
Dec 9	NYG	W	1/1	3	1	0.0	0	0	0	45	87%
Dec 15	at Was	W	1/1	6	5	0.0	0	0	0	43	81%
Dec 22	Dal	W	1/1	3	1	0.0	0	0	0	44	71%
Dec 29	at NYG	W	1/1	3	3	1.0	0	0	0	45	61%
Totals			16/16	58	46	7.5	0	1	1	791	76%
PLAYOFFS											
Jan 5	Sea	L	1/1	0	0	0.0	0	0	0	38	59%
Totals			1/1	0	0	0.0	0	0	0	38	59%



BIRDSEED

Graham is the son of Tasha Graham and Derrick Walton and has three younger sisters: Brittany, Mikayla and Brianna. Graham married Carlyne Williams in 2014 and resides in Philadelphia. The couple has two children, a son and daughter, and they also have a cocker spaniel named Midnight.

Graham began playing football as a LB, C and RB for the Detroit Giants when he was 7 years old. His greatest love besides football growing up was doing flips in gymnastics. "I started doing it when I was young and I just got better and better. It's really fun. I can do about 10 in a row now."

BIGGEST INFLUENCE

Graham names his mother, Tasha Graham, as being the most influential person in his life. A cancer survivor, Tasha was diagnosed with leukemia at a young age. She spent most of her life working at a Chrysler auto plant to support Brandon and his three sisters.

Recalled Tasha, "The doctors told me I would never be able to have kids, so I cherish them because of that. When I was working at Chrysler, working hard, trying to make ends meet, it was for them and Brandon saw that."

2018 GAME-BY-GAME STATISTICS (PHI)

Date	Opp	GP/S	Tot	Solo	Sk	Int	PD	FF	FR	Snap	Pct
Sep 6	Atl	W	1/1	2	2	0.0	0	0	0	46	66%
Sep 16	at TB	L	1/1	8	6	0.0	0	0	0	39	67%
Sep 23	Ind	W	1/1	2	2	0.0	0	0	0	34	58%
Sep 30	at Ten	L	1/1	4	3	0.0	0	0	0	41	58%
Oct 7	Min	L	1/1	5	4	1.0	0	1	0	52	84%
Oct 11	at NYG	W	1/1	2	2	0.0	0	0	0	39	60%
Oct 21	Car	L	1/1	2	1	0.5	0	0	0	39	66%
Oct 28	at Jax	W	1/1	2	2	0.0	0	0	0	51	80%
Nov 11	Dal	L	1/1	5	3	1.5	0	0	0	55	80%
Nov 18	at NO	L	1/1	1	1	0.0	0	0	0	42	60%
Nov 25	NYG	W	1/1	3	2	0.0	0	0	0	49	79%
Dec 3	Was	W	1/1	4	3	1.0	0	0	1	37	82%
Dec 9	at Dal	L	1/1	3	3	0.0	0	0	1	83	84%
Dec 16	at LAR	W	1/1	0	0	0.0	0	0	0	57	75%
Dec 23	Hou	W	1/1	1	1	0.0	0	0	0	54	83%
Dec 30	at Was	W	1/1	2	2	0.0	0	1	0	35	78%
Totals			16/16	46	37	4.0	0	2	1	753	72%
PLAYOFFS											
Jan 6	at Chi	W	1/1	2	2	0.5	0	0	0	58	91%
Jan 13	at NO	L	1/1	3	2	1.0	0	0	1	65	84%
Totals			2/2	5	4	1.5	0	0	1	123	87%

SEASON HIGHLIGHTS (Continued)

2018 - PHILADELPHIA (16/16, 2/2)

- ▶ Ranked 3rd on the Eagles defense in TFLs (12) and QB pressures and hits (career-high 40) and 4th in sacks (4.0). Also recorded 46 tackles (37 solo), 2 PDs, 1 FF and 1 FR
- ▶ Notched his second career postseason strip-sack (also Patriots QB **Tom Brady** in **Super Bowl LII**) when he brought down Saints QB **Drew Brees** in the Divisional Round at NO (1/13/19)
- ▶ Had 1.5 sacks of Cowboys QB **Dak Prescott** vs. Dal. (11/11/18)

2017 - PHILADELPHIA (15/15, 3/3)

- ▶ Recorded one of the top defensive plays in franchise history when he strip-sacked Patriots QB **Tom Brady** in the fourth quarter of **Super Bowl LII** (recovered by **Derek Barnett**). The takeaway set up a 46-yard FG by **Jake Elliott** that gave the Eagles a 41-33 lead with 1:05 remaining in the game
- ▶ Named a **Pro Bowl** first alternate in 2017 after leading the team with a career-high 9.5 sacks. Added 51 tackles (43 solo), 16 TFLs, 1 PD, 27 QB pressures and hits, 2 FFs and 1 FR
- ▶ Sealed the victory with a 16-yard fumble recovery TD forced by **Nigel Bradham** in the 43-35 win at LAR (12/10/17)
- ▶ Produced 5 tackles (4 solo) along with 1.5 sacks of Seahawks QB **Russell Wilson** at Sea. (12/3/19)
- ▶ Sacked QB **Kirk Cousins** twice in the season-opening, 30-17 victory at Was. (9/10/17). Included a strip-sack that led to a 20-yard fumble recovery TD by **Fletcher Cox**

2016 - PHILADELPHIA (16/16)

- ▶ Voted second-team **All-Pro** and named a **Pro Bowl** first alternate after ranking 1st in the NFL with 78 combined sacks, hurries and QB knockdowns. Led the Eagles with 14 TFLs



2017 GAME-BY-GAME STATISTICS (PHI)

Date	Opp		GP/S	Tot	Solo	Sk	Int	PD	FF	FR	Snap	Pct
Sep 10	at Was	W	1/1	4	3	2.0	0	0	1	0	43	68%
Sep 17	at KC	L	1/1	5	5	0.5	0	0	0	0	38	72%
Sep 24	NYG	W	1/1	1	1	0.0	0	0	0	0	46	67%
Oct 1	at LAC	W	1/1	2	1	0.0	0	0	0	0	44	77%
Oct 8	Ari	W	1/1	4	4	1.0	0	0	0	0	43	72%
Oct 12	at Car	W	1/1	3	1	0.5	0	0	0	0	62	76%
Oct 23	Was	W	1/1	1	1	0.0	0	1	0	0	44	69%
Oct 29	SF	W	1/1	3	2	1.0	0	0	0	0	44	67%
Nov 5	Den	W	1/1	5	5	0.0	0	0	0	0	40	62%
Nov 19	at Dal	W	1/1	4	4	1.0	0	0	0	0	44	70%
Nov 26	Chi	W	1/1	5	5	1.0	0	0	1	0	34	62%
Dec 3	at Sea	L	1/1	5	4	1.5	0	0	0	0	47	76%
Dec 10	at LAR	W	1/1	1	1	0.0	0	0	0	1	36	75%
Dec 17	at NYG	W	1/1	4	3	1.0	0	0	0	0	63	72%
Dec 25	Oak	W	1/1	4	3	0.0	0	0	0	0	38	55%
Dec 31	Dal	L	0/0	INACTIVE (ANKLE)								
Totals			15/15	51	43	9.5	0	1	2	1	666	65%
PLAYOFFS												
Jan 13	Atl	W	1/1	3	2	0.0	0	0	0	0	57	90%
Jan 21	Min	W	1/1	0	0	0.0	0	0	0	0	53	79%
Feb 4	at NE	W	1/1	2	2	1.0	0	0	1	0	52	68%
Totals			3/3	5	4	1.0	0	0	1	0	162	79%

PLAYOFFS

Jan 13	Atl	W	1/1	3	2	0.0	0	0	0	0	57	90%
Jan 21	Min	W	1/1	0	0	0.0	0	0	0	0	53	79%
Feb 4	at NE	W	1/1	2	2	1.0	0	0	1	0	52	68%
Totals			3/3	5	4	1.0	0	0	1	0	162	79%



HIGH SCHOOL STANDOUT

Graham was a four-year starter at Crockett Vocational Technical (Detroit, MI) and earned Parade, *EA Sports* and *USA Today* first-team All-America honors as a senior. That year, he was also named the Michigan Gatorade Player of the Year. Graham recorded 307 tackles, including 112 TFLs, 56 sacks, 16 FRs, 6 FFs and 2 INTs during his high school career. Additionally, Graham averaged more than 40 yards per attempt as a punter. Outside of football, Graham lettered in basketball and track and field. He regularly donates uniforms and equipment to his high school alma mater.

🐦 @brandongraham55 📷 @sack_55

2016 GAME-BY-GAME STATISTICS (PHI)

Date	Opp		GP/S	Tot	Solo	Sk	Int	PD	FF	FR	Snap	Pct
Sep 11	Cle	W	1/1	3	2	1.0	0	0	1	0	36	69%
Sep 19	at Chi	W	1/1	4	4	1.0	0	0	0	0	37	71%
Sep 25	Pit	W	1/1	4	2	1.0	0	0	0	1	42	70%
Oct 9	at Det	L	1/1	6	5	0.0	0	0	0	0	53	87%
Oct 16	at Was	L	1/1	3	2	0.0	0	0	0	0	57	77%
Oct 23	Min	W	1/1	3	2	1.0	0	0	1	0	57	75%
Oct 30	at Dal	L	1/1	6	4	0.0	0	1	0	0	64	82%
Nov 6	at NYG	L	1/1	1	1	0.0	0	0	0	0	52	81%
Nov 13	Atl	W	1/1	3	3	1.0	0	0	0	0	38	76%
Nov 20	at Sea	L	1/1	2	1	0.0	0	0	0	0	48	72%
Nov 28	GB	L	1/1	6	5	0.0	0	0	0	0	54	76%
Dec 4	at Cin	L	1/1	9	9	0.0	0	0	0	0	49	77%
Dec 11	Was	L	1/1	2	2	0.0	0	0	0	0	33	79%
Dec 18	at Bal	L	1/1	6	3	0.5	0	0	0	0	43	74%
Dec 22	NYG	W	1/1	4	3	0.0	0	0	0	0	63	71%
Jan 1	Dal	W	1/1	2	2	0.0	0	0	0	0	38	68%
Totals			16/16	64	50	5.5	0	1	2	1	764	75%

SEASON HIGHLIGHTS (Continued)

- ▶ Proved to be a disruptive force throughout the 21-10 win vs. Min. (10/23/16), recording 3 tackles (2 solo), 6 hurries and a strip-sack of Vikings QB **Sam Bradford**
- ▶ Registered sacks in 3 consecutive games to open the regular season, becoming the first Eagle to accomplish the feat since **Jason Babin**, **Trent Cole** and **Cullen Jenkins** each did so in 2011

2015 - PHILADELPHIA (16/10)

- ▶ Finished the regular season tied for the team lead with 3 FFs and ranked 3rd on the defense with 6.5 sacks
- ▶ Posted his sixth-career multi-sack game after taking down Patriots QB **Tom Brady** twice at NE (12/6/15)
- ▶ Recorded 2.0 sacks against Cowboys QB **Matt Cassel** at Dal. (11/8/15), jarring the ball loose on both takedowns. Became just the fifth Eagle since 1994 to post 2.0 sacks and 2 FFs in the same game, joining **Fletcher Cox** (10/11/15 vs. NO), **Jevon Kearse** (11/20/05 at NYG), **Bobby Taylor** (9/15/97 at Dal.) and **William Fuller** (10/29/95 vs. StL)

2014 - PHILADELPHIA (16/1)

- ▶ Ranked 3rd in the NFL with a career-high 4 FFs, trailing only **Ryan Kerrigan** (5) and **Robert Quinn** (5). Also produced the 2nd-most TFLs (13.5) on the team
- ▶ Tallied 1.5 sacks vs. Car. (11/10/14), including a strip-sack of Panthers QB **Cam Newton**

2013 - PHILADELPHIA (16/0, 1/0)

- ▶ Sacked Saints QB **Drew Brees** in his first career playoff game in the NFC Wild Card game vs. NO (1/4/14)
- ▶ In just 13 defensive snaps, notched 2.0 sacks of Cardinals QB **Carson Palmer** vs. Ari. (12/1/13)

2012 - PHILADELPHIA (16/6)

- ▶ Tied with **Jason Babin** and **Fletcher Cox** for the team lead with 5.5 sacks (4.0 in the final 6 games of the season)



2015 GAME-BY-GAME STATISTICS (PHI)

Date	Opp	GP/S	Tot	Solo	Sk	Int	PD	FF	FR	Snap	Pct
Sep 14	at Atl	L	1/1	3	3	0.0	0	0	0	53	69%
Sep 20	Dal	L	1/1	3	2	0.0	0	0	0	67	79%
Sep 27	at NYJ	W	1/0	4	2	0.0	0	0	0	49	62%
Oct 4	at Was	L	1/1	7	7	1.0	0	0	0	56	67%
Oct 11	NO	W	1/0	0	0	0.0	0	0	1	44	64%
Oct 19	NYG	W	1/1	3	2	1.0	0	0	0	45	66%
Oct 25	at Car	L	1/1	5	3	0.0	0	0	0	39	64%
Nov 8	at Dal	W	1/1	9	5	2.0	0	0	0	61	78%
Nov 15	Mia	L	1/1	3	1	0.5	0	0	2	51	76%
Nov 22	TB	L	1/1	4	3	0.0	0	0	0	56	72%
Nov 26	at Det	L	1/0	5	4	0.0	0	0	0	47	65%
Dec 6	at NE	W	1/1	4	4	2.0	0	0	0	67	75%
Dec 13	Buf	W	1/1	4	1	0.0	0	1	0	63	85%
Dec 20	Ari	L	1/0	3	3	0.0	0	0	0	56	74%
Dec 26	Was	L	1/0	2	1	0.0	0	0	0	58	77%
Jan 3	at NYG	W	1/0	4	3	0.0	0	0	0	46	55%
Totals			16/10	63	44	6.5	0	1	3	858	71%

2014 GAME-BY-GAME STATISTICS (PHI)

Date	Opp	GP/S	Tot	Solo	Sk	Int	PD	FF	FR	Snap	Pct
Sep 7	Jax	W	1/0	3	3	0.0	0	0	0	25	34%
Sep 15	at Ind	W	1/0	1	0	0.0	0	0	0	23	32%
Sep 21	Was	W	1/0	4	3	0.0	0	0	1	27	35%
Sep 28	at SF	L	1/0	2	1	1.0	0	0	0	28	34%
Oct 5	StL	W	1/0	3	2	0.0	0	0	1	26	35%
Oct 12	NYG	W	1/0	3	3	1.0	0	0	1	33	52%
Oct 26	at Ari	L	1/0	2	1	0.0	0	0	0	28	40%
Nov 2	at Hou	W	1/0	2	1	1.0	0	0	0	20	33%
Nov 10	Car	W	1/0	4	2	1.5	0	0	1	40	49%
Nov 16	at GB	L	1/0	2	1	0.0	0	0	0	28	41%
Nov 23	Ten	W	1/0	1	1	0.0	0	0	0	28	41%
Nov 27	at Dal	W	1/0	3	3	1.0	0	0	0	24	39%
Dec 7	Sea	L	1/0	1	0	0.0	0	0	0	31	36%
Dec 14	Dal	L	1/0	3	2	0.0	0	0	0	41	50%
Dec 20	at Was	L	1/1	6	3	0.0	0	0	0	57	100%
Dec 28	at NYG	W	1/0	3	3	0.0	0	0	0	40	50%
Totals			16/1	43	29	5.5	0	0	4	499	43%

SEASON HIGHLIGHTS (Continued)

- ▶ Collared a career-high and Eagles season-high 2.5 sacks of QB **Andy Dalton** vs. Cin. (12/13/12), including a strip-sack in the second quarter. Also tallied a career-best 10 tackles (7 solo) and added 3 hurries
- ▶ Recorded the first multi-sack game of his career at Dal. (12/2/12), producing 1.5 sacks of Cowboys QB **Tony Romo**

2010 - PHILADELPHIA (13/6, 0/0)

- ▶ Posted the first sack of his career in his hometown at Det. (9/19/10), bringing down Lions QB **Shaun Hill**
- ▶ Joined S **Nate Allen** as the first pair of defensive rookies to start on opening day for the Eagles since S **Wes Hopkins** and LB **Jody Scholz** in 1983

COLLEGE HIGHLIGHTS

- ▶ Played in 46 games (28 starts) at Michigan, recording 138 tackles (85 solo), 29.5 sacks, 56 TFLs, 8 FFs and 3 FRs.
- ▶ Finished his college career ranked 2nd in school history in sacks (29.5), FFs (8) and TFLs (56)
- ▶ Also blocked 2 punts and returned a teammate's blocked punt 2 yards for a TD vs. Delaware State (10/17/09)
- ▶ Selected as Michigan's Bo Schembechler MVP twice (2008-09) in his career, becoming the first defensive player in school history to accomplish the feat
- ▶ The previous two-time MVPs were RB **Mike Hart** (2006-07), WR **Anthony Carter** (1980, 1982), RB **Ron Johnson** (1968-69), RB **Tom Harmon** (1939-40) and G **Ralph Heikkinen** (1937-38)
- ▶ Was a second-team All-America selection and first-team All-Big Ten Conference pick as a senior in 2009. Also finished as a finalist for the Ted Hendricks Award, which is given annually to the nation's top college defensive end. Recorded a career-best 64 tackles (42 solo) and team-high 10.5 sacks, while leading the NCAA with 26 TFLs (2nd-best single-season total in Michigan history)

MULTI-SACK GAMES (11)

Date	Opponent	Sacks
10/6/19	vs. New York Jets (W, 31-6)	3.0
12/13/12	vs. Cincinnati Bengals (L, 13-34)	2.5
9/10/17	at Washington (W, 30-17)	2.0
12/6/15	at New England Patriots (W, 35-28)	2.0
11/8/15	at Dallas Cowboys (W, 33-27)	2.0
12/1/13	vs. Arizona Cardinals (W, 24-21)	2.0
11/24/19	vs. Seattle Seahawks (L, 9-17)	1.5
11/11/18	vs. Dallas Cowboys (L, 20-27)	1.5
12/3/17	at Seattle Seahawks (L, 10-24)	1.5
11/10/14	vs. Carolina Panthers (W, 45-21)	1.5
12/2/12	at Dallas Cowboys (L, 33-38)	1.5

- ▶ Earned second-team all-conference honors as a junior in 2008 after notching 46 tackles (29 solo), 20 TFLs (ranked 2nd in the nation) and 10.0 sacks (ranked 2nd in the conference)

TRANSACTIONS

2010

Drafted by PHI in 1st round (13th overall)
Signed 5-year contract

12/14/10

Placed on Injured Reserve (knee)

9/3/11

Placed on Reserve/PUP List (knee)

11/5/11

Activated from Reserve/PUP List (knee)

3/9/15

Re-signed by PHI to 4-year contract

7/26/18

Placed on Active/PUP List (ankle)

8/20/18

Activated from PUP List (ankle)

3/1/19

Agreed to terms with PHI on 3-year contract



2013 GAME-BY-GAME STATISTICS (PHI)

Date	Opp		GP/S	Tot	Solo	Sk	Int	PD	FF	FR	Snap	Pct
Sep 9	at Was	W	1/0	0	0	0.0	0	0	0	0	16	21%
Sep 15	SD	L	1/0	0	0	0.0	0	0	0	0	16	19%
Sep 19	KC	L	1/0	3	2	1.0	0	0	0	0	17	20%
Sep 29	at Den	L	1/0	1	1	0.0	0	0	0	0	20	27%
Oct 6	at NYG	W	1/0	0	0	0.0	0	0	0	0	22	30%
Oct 13	at TB	W	1/0	0	0	0.0	0	0	0	0	23	32%
Oct 20	Dal	L	1/0	3	3	0.0	0	0	0	0	18	55%
Oct 27	NYG	L	1/0	1	1	0.0	0	0	0	0	18	24%
Nov 3	at Oak	W	1/0	0	0	0.0	0	0	0	0	28	29%
Nov 10	at GB	W	1/0	2	1	0.0	0	0	0	0	17	22%
Nov 17	Was	W	1/0	2	2	0.0	0	0	0	0	28	34%
Dec 1	Ari	W	1/0	3	3	2.0	0	0	0	0	13	18%
Dec 8	Det	W	1/0	2	0	0.0	0	0	1	0	21	36%
Dec 15	at Min	L	1/0	1	0	0.0	0	0	0	0	20	27%
Dec 22	Chi	W	1/0	1	0	0.0	0	0	0	0	27	42%
Dec 29	at Dal	W	1/0	2	1	0.0	0	0	0	0	19	29%
Totals			16/0	21	14	3.0	0	0	1	0	323	27%
PLAYOFFS												
Jan 4	NO	L	1/0	2	1	1.0	0	0	0	0	22	31%
Totals			1/0	2	1	1.0	0	0	0	0	22	31%

2012 GAME-BY-GAME STATISTICS (PHI)

Date	Opp		GP/S	Tot	Solo	Sk	Int	PD	FF	FR	Snap	Pct
Sep 9	at Cle	W	1/0	0	0	0.0	0	0	0	0	4	7%
Sep 16	Bal	W	1/0	1	1	0.0	0	0	0	0	9	13%
Sep 23	at Ari	L	1/0	5	3	0.5	0	0	0	0	17	27%
Sep 30	NYG	W	1/0	1	1	0.0	0	0	0	0	10	15%
Oct 7	at Pit	L	1/0	1	0	0.0	0	0	0	0	18	25%
Oct 14	Det	L	1/0	1	1	0.0	0	0	0	0	18	23%
Oct 28	Atl	L	1/0	6	5	0.0	0	0	0	0	31	41%
Nov 5	at NO	L	1/0	3	2	1.0	0	0	1	1	21	38%
Nov 11	Dal	L	1/0	1	0	0.0	0	0	0	0	22	41%
Nov 18	at Was	L	1/0	0	0	0.0	0	0	0	0	22	42%
Nov 26	Car	L	1/1	4	2	0.0	0	0	0	0	30	44%
Dec 2	at Dal	L	1/1	8	5	1.5	0	0	0	0	31	48%
Dec 9	at TB	W	1/1	2	2	0.0	0	0	0	0	47	65%
Dec 13	Cin	L	1/1	10	7	2.5	0	0	1	0	52	67%
Dec 23	Was	L	1/1	5	3	0.0	0	1	0	0	39	74%
Dec 30	at NYG	L	1/1	2	2	0.0	0	0	0	0	49	78%
Totals			16/6	50	34	5.5	0	1	2	1	420	40%

2011 GAME-BY-GAME STATISTICS (PHI)

Date	Opp	GP/S	Tot	Solo	Sk	Int	PD	FF	FR	Snap	Pct
Sep 11	at StL	W	0/0	RESERVE/PUP LIST (KNEE)							
Sep 18	at Atl	L	0/0	RESERVE/PUP LIST (KNEE)							
Sep 25	NYG	L	0/0	RESERVE/PUP LIST (KNEE)							
Oct 2	SF	L	0/0	RESERVE/PUP LIST (KNEE)							
Oct 9	at Buf	L	0/0	RESERVE/PUP LIST (KNEE)							
Oct 16	at Was	W	0/0	RESERVE/PUP LIST (KNEE)							
Oct 30	Dal	W	0/0	RESERVE/PUP LIST (KNEE)							
Nov 7	Chi	L	1/0	3	1	0.0	0	0	0	N/A	N/A
Nov 13	Ari	L	1/0	0	0	0.0	0	0	0	N/A	N/A
Nov 20	at NYG	W	0/0	INACTIVE (RIBS/KNEE)							
Nov 27	NE	L	0/0	INACTIVE							
Dec 1	at Sea	L	0/0	DID NOT PLAY							
Dec 11	at Mia	W	0/0	INACTIVE							
Dec 18	NYJ	W	1/0	1	1	0.0	0	0	0	N/A	N/A
Dec 24	at Dal	W	0/0	INACTIVE							
Jan 1	Was	W	0/0	DID NOT PLAY							
Totals			3/0	4	2	0.0	0	0	0	N/A	N/A

2010 GAME-BY-GAME STATISTICS (PHI)

Date	Opp		GP/S	Tot	Solo	Sk	Int	PD	FF	FR	Snap	Pct
Sep 12	GB	L	1/1	1	1	0.0	0	0	0	0	N/A	N/A
Sep 19	at Det	W	1/1	2	1	1.0	0	0	0	0	N/A	N/A
Sep 26	at Jax	W	1/1	3	1	0.0	0	0	0	0	N/A	N/A
Oct 3	Was	W	1/1	3	3	0.0	0	0	0	0	N/A	N/A
Oct 10	at SF	L	1/0	3	2	1.0	0	0	1	0	N/A	N/A
Oct 17	Atl	W	1/0	1	1	0.0	0	0	0	0	N/A	N/A
Oct 24	at Ten	L	1/0	0	0	0.0	0	0	0	0	N/A	N/A
Nov 7	Ind	W	1/0	0	0	0.0	0	0	0	0	N/A	N/A
Nov 15	at Was	W	1/0	0	0	0.0	0	0	0	0	N/A	N/A
Nov 21	NYG	W	1/0	2	1	0.0	0	0	1	0	N/A	N/A
Nov 28	at Chi	L	1/1	2	2	1.0	0	0	0	0	N/A	N/A
Dec 2	Hou	W	1/1	1	0	0.0	0	0	0	0	N/A	N/A
Dec 12	at Dal	W	1/0	1	0	0.0	0	0	0	0	N/A	N/A
Dec 19	at NYG	W	0/0	INJURED RESERVE (KNEE)								
Dec 28	Min	L	0/0	INJURED RESERVE (KNEE)								
Jan 2	Dal	L	0/0	INJURED RESERVE (KNEE)								
Totals			13/6	19	12	3.0	0	0	2	0	N/A	N/A
PLAYOFFS												
Jan 9	GB	L	0/0	INJURED RESERVE (KNEE)								
Totals			0/0	0	0	0.0	0	0	0	0	N/A	N/A



6-5 | 265  **4th Year**
DOB: June 14, 1995 (Age 25)



Texas A&M
D3-17 (77th overall)
by Carolina
Acquired: PS-Hou-18

BIRDSEED

Hall attended Lancaster (TX) High School, where he earned first-team All-State honors and the Class 4A Defensive Player of the Year as a senior after making 83 tackles, including 23 TFLs, and 23.0 sacks. Hall majored in sports management at Texas A&M University.

 @DaeshonHall

THREE-STEP DROP

First job: Basketball camp counselor

Surprisingly good at: Fishing

Favorite athletes growing up:
 LeBron James, Amare Stoudemire, DeMarcus Ware

Favorite music: Hip-hop, R&B

Favorite meal: "I dabble and dabble in a little bit of everything."



Originally selected by Carolina in the 3rd round (77th overall) of the 2017 NFL Draft, **Daeshon Hall** (pronounced DAY-shon) was signed to the Eagles' 53-man roster in Week 15 of the 2018 season. The Texas native played collegiately at Texas A&M, where he saw action in 52 games (32 starts) and produced 162 tackles, 36.5 TFLs, 16.0 sacks and 24 QB pressures.

MOST SACKS

TEXAS A&M PLAYERS IN 2016

Myles Garrett	8.5
Daeshon Hall	4.5
Jarrett Johnson	4.5
Kingsley Keke	4.0

SEASON HIGHLIGHTS

2019 - PHILADELPHIA (9/0, 0/0)

- ▶ Appeared in a career-high 9 games and posted 4 tackles, 1 TFL, 1.0 sack and 2 QB pressures and hits in a combined 51 defensive snaps. Also recorded 2 special teams tackles
- ▶ Notched the first full sack of his career when he brought down Jets QB **Luke Falk** in the fourth quarter of the team's 10.0-sack performance (tied for 2nd-most in franchise history) in the 31-6 victory vs. NYJ (10/6/19)

2018 - PHILADELPHIA (3/0, 2/0)

- ▶ Registered a split-sack (also **Avonte Maddox**) of Texans QB **Deshaun Watson** in the 32-30 win vs. Hou. (12/23/18)

COLLEGE HIGHLIGHTS

- ▶ Played in 52 games (32 starts) and produced 162 tackles, 36.5 TFLs, 16.0 sacks, 24 QB pressures, 4 FFs, 2 FRs, 1 INT and 3 PD
- ▶ As a senior in 2016, started 13 games. Tied for 2nd on the team with 4.5 sacks while leading the Aggies with 12 QB pressures. Recorded 50 tackles and finished 2nd on the team with 13 TFLs. Accounted for 2 FFs, 2 FRs and 1 PD

HALL APPEARED IN A CAREER-HIGH 9 GAMES WITH THE EAGLES IN 2019.



CAREER STATISTICS

			TACKLES					PASS DEFENSE						FUMBLES			DEF SNAPS	
Year	Team	GP/S	Total	Solo	Asst	TFL	Sacks	Int	Yds	Lg	TD	PD	QPH	FF	FR	Yds	No	Pct
2017	Carolina	1/0	0	0	0	0	0.0	0	0	--	0	0	0	0	0	0	9	1%
2018	Philadelphia	3/0	2	2	0	0	0.5	0	0	--	0	0	1	0	0	0	16	2%
2019	Philadelphia	9/0	4	4	0	1	1.0	0	0	--	0	0	2	0	0	0	51	5%
Totals		13/0	5	5	0	1	1.5	0	0	--	0	0	3	0	0	0	---	---

PLAYOFFS

2018	Philadelphia	2/0	0	0	0	0	0.0	0	0	--	0	0	0	0	0	0	7	5%
2019	Philadelphia	0/0	INJURED RESERVE (KNEE) (12/31/19)															
Totals		2/0	0	0	0	0	0.0	0	0	--	0	0	0	0	0	0	0	---

ADDITIONAL STATISTICS

Special Teams Tackles: 3 - 2019 (2), 2018 (1)

CAREER HIGHS

Tackles	2	2x; last: 10/20/19 vs Dal.
Sacks	1.0	10/6/19 vs NYJ
INTs	--	---
PDs	--	---
FFs	--	---
FRs	--	---

COLLEGE HIGHLIGHTS (Continued)

- ▶ Started 13 games as a junior in 2015. Ranked 2nd on the team with 14.5 TFLs, 7.0 sacks and 4 QB pressures, while posting 54 tackles, 2 FFs and 2 PDs
- ▶ Played in 13 games (5 starts) as a sophomore and tied for 2nd on the team with 4.5 sacks to go along with 5 QB pressures. Compiled 29 tackles and 6 TFLs, which stood 2nd on the team
- ▶ As a freshman in 2013, played in 13 (1 start) and notched 29 tackles, 3 TFLs, 3 QB pressures and 1 INT

TRANSACTIONS

2017

Drafted by CAR in 3rd round (77th overall)

Signed 4-year contract

9/1/18

Waived by CAR

9/6/18

Signed by SF to practice squad

9/25/18

Signed by HOU from SF practice squad

10/20/18

Waived by HOU

10/23/18

Signed by HOU to practice squad

12/11/18

Signed by PHI from HOU practice squad

12/31/19

Placed on Injured Reserve (knee)

7/26/20

Waived by PHI

7/27/20

Placed on Reserve/Physically Unable to Perform

2019 GAME-BY-GAME STATISTICS (PHI)

Date	Opp	GP/S	Tot	Solo	Sk	Int	PD	FF	FR	Snaps	Pct
Sep 8	Was	W	0/0	INACTIVE							
Sep 15	at Atl	L	0/0	INACTIVE							
Sep 22	Det	L	0/0	DID NOT PLAY							
Sep 26	at GB	W	1/0	0	0	0.0	0	0	0	2	2%
Oct 6	NYJ	W	1/0	1	1	1.0	0	0	0	7	12%
Oct 13	at Min	L	1/0	0	0	0.0	0	0	0	3	4%
Oct 20	at Dal	L	1/0	2	2	0.0	0	0	0	9	13%
Oct 27	at Buf	W	1/0	0	0	0.0	0	0	0	0	0%
Nov 3	Chi	W	0/0	INACTIVE							
Nov 17	NE	L	0/0	INACTIVE							
Nov 24	Sea	L	0/0	DID NOT PLAY							
Dec 1	at Mia	L	0/0	INACTIVE							
Dec 9	NYG	W	1/0	1	1	0.0	0	0	0	10	19%
Dec 15	at Was	W	1/0	0	0	0.0	0	0	0	9	17%
Dec 22	Dal	W	1/0	0	0	0.0	0	0	0	0	0%
Dec 29	at NYG	W	1/0	0	0	0.0	0	0	0	11	15%
Totals		9/0	4	4	1.0	0	0	0	0	51	5%
PLAYOFFS											
Jan 5	Sea	L	0/0	INJURED RESERVE (KNEE)							
Totals		0/0	0	0	0.0	0	0	0	0	0	0%





2018 GAME-BY-GAME STATISTICS (PHI)

Date	Opp	GP/S	Tot	Solo	Sk	Int	PD	FF	FR	Snap	Pct
WAIVED BY PANTHERS (9/1/18)											
SIGNED BY 49ERS TO PRACTICE SQUAD (9/6/18)											
SIGNED BY TEXANS FROM 49ERS PRACTICE SQUAD (9/25/18)											
WAIVED BY TEXANS (10/20/18)											
SIGNED BY TEXANS TO PRACTICE SQUAD (10/23/18)											
SIGNED BY EAGLES FROM TEXANS PRACTICE SQUAD (12/11/18)											
Dec 16	at LAR	W	1/0	0	0	0.0	0	0	0	0	12%
Dec 23	Hou	W	1/0	2	2	0.5	0	0	0	0	6%
Dec 30	at Was	W	1/0	0	0	0.0	0	0	0	0	7%
Totals			3/0	2	2	0.5	0	0	0	0	2%
PLAYOFFS											
Jan 6	at Chi	W	1/0	0	0	0.0	0	0	0	0	0%
Jan 13	at NO	L	1/0	0	0	0.0	0	0	0	0	9%
Totals			2/0	0	0	0.0	0	0	0	0	5%

2017 GAME-BY-GAME STATISTICS (CAR)

Date	Opp	GP/S	Tot	Solo	Sk	Int	PD	FF	FR	Snap	Pct
Sep 10	at SF	W	1/0	0	0	0.0	0	0	0	0	16%
Sep 17	Buf	W	0/0	INACTIVE							
Sep 24	NO	L	0/0	INACTIVE							
Oct 1	at NE	W	0/0	INACTIVE (KNEE)							
Oct 8	at Det	W	0/0	INJURED RESERVE (KNEE)							
Oct 12	Phi	L	0/0	INJURED RESERVE (KNEE)							
Oct 22	at Chi	L	0/0	INJURED RESERVE (KNEE)							
Oct 29	at TB	W	0/0	INJURED RESERVE (KNEE)							
Nov 5	Atl	W	0/0	INJURED RESERVE (KNEE)							
Nov 13	Mia	W	0/0	INJURED RESERVE (KNEE)							
Nov 26	at NYJ	W	0/0	INJURED RESERVE (KNEE)							
Dec 3	at NO	L	0/0	INJURED RESERVE (KNEE)							
Dec 10	Min	W	0/0	INJURED RESERVE (KNEE)							
Dec 17	GB	W	0/0	INJURED RESERVE (KNEE)							
Dec 24	TB	W	0/0	INJURED RESERVE (KNEE)							
Dec 31	at Atl	L	0/0	INJURED RESERVE (KNEE)							
Totals			1/0	0	0	0.0	0	0	0	0	1%
PLAYOFFS											
Jan 6	at Chi	W	0/0	INJURED RESERVE (KNEE)							
Totals			0/0	0	0	0.0	0	0	0	0	0%



6-2 | 305 **5th Year**

DOB: Feb. 7, 1993 (Age 27)

**Salisbury,
North Carolina**



**North Roan
High School**



South Carolina State

D3-16 (89th overall)

by Pittsburgh

Acquired: FA-Pit-20

QUARTERBACK PRESSURES*

STEELERS PLAYERS
(2018-19)

97 T.J. Watt

58 Cameron Heyward

54 Bud Dupree

42 Stephon Pruitt

26 Javon Hargrave

* According to Sportradar

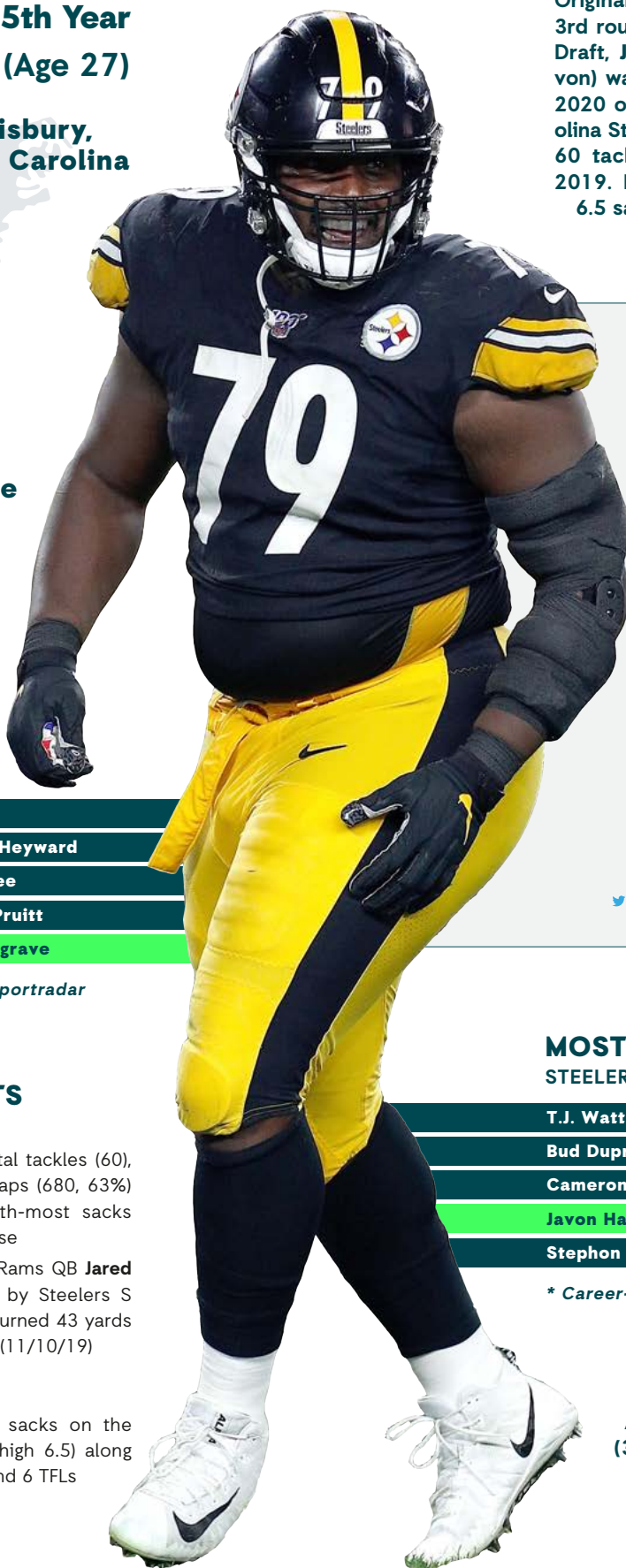
SEASON HIGHLIGHTS

2019 - PITTSBURGH (16/13)

- ▶ Posted career highs in total tackles (60), TFLs (7) and defensive snaps (680, 63%) while also adding the 4th-most sacks (4.0) on the Steelers defense
- ▶ Recorded a strip-sack of Rams QB **Jared Goff** that was recovered by Steelers S **Minkah Fitzpatrick** and returned 43 yards for a TD in the win vs. LAR (11/10/19)

2018 - PITTSBURGH (16/14)

- ▶ Registered the 3rd-most sacks on the Steelers defense (career-high 6.5) along with 49 tackles (32 solo) and 6 TFLs



Originally selected by the Steelers in the 3rd round (89th overall) of the 2016 NFL Draft, **Javon Hargrave** (pronounced JAY-von) was signed by the Eagles during the 2020 offseason. A product of South Carolina State, Hargrave posted a career-high 60 tackles (35 solo) with Pittsburgh in 2019. He also registered a career-best 6.5 sacks in 2018.

BIRDSEED

Hargrave is the son of Yvette and Tim Bates. He prepped at North Roan (NC) High School, where he earned four letters in football and basketball and one in track. Hargrave garnered all-state and all-county accolades in football and was also named Defensive Player of the Year on two occasions.

A member of his high school's 2011 basketball state championship team, Hargrave was an all-state honoree on the court and was named Player of the Year his junior season.

Hargrave majored in sports communication in college.

[@Jay_MostWanted](#) [@grave_digger97](#)

MOST SACKS

STEELERS PLAYERS (2018-19)

T.J. Watt 27.5

Bud Dupree 17.0

Cameron Heyward 17.0

Javon Hargrave* 10.5

Stephon Tuitt 9.0

* Career-high 6.5 sacks in 2018

HARGRAVE PRODUCED A CAREER-HIGH 60 TACKLES (35 SOLO) WITH THE STEELERS IN 2019. HE ALSO ADDED A CAREER-HIGH 7 TACKLES FOR LOSS.



CAREER STATISTICS

Year	Team	GP/S	TACKLES					PASS DEFENSE						FUMBLES			DEF SNAPS	
			Total	Solo	Asst	TFL	Sacks	Int	Yds	Lg	TD	PD	QPH	FF	FR	Yds	No	Pct
2016	Pittsburgh	15/13	27	18	9	5	2.0	0	0	--	0	0	11	0	1	0	492	47%
2017	Pittsburgh	16/12	32	21	11	4	2.0	0	0	--	0	1	18	1	0	0	455	46%
2018	Pittsburgh	16/14	49	32	17	6	6.5	0	0	--	0	1	18	0	0	0	455	44%
2019	Pittsburgh	16/13	60	35	25	7	4.0	0	0	--	0	0	22	1	0	0	680	63%
Totals		63/52	168	106	62	22	14.5	0	0	--	0	2	48	2	1	0	---	---

PLAYOFFS

2016	Pittsburgh	3/3	8	4	4	3	1.0	0	0	--	0	0	3	0	0	0	153	77%
2017	Pittsburgh	1/1	1	1	0	0	0.0	0	0	--	0	0	0	0	0	0	23	38%
Totals		4/4	9	5	4	3	1.0	0	0	--	0	0	3	0	0	0	---	---

ADDITIONAL STATISTICS

Fumble Recovery TD: 1 - 11/20/16 at Cle. (recovered in end zone)

CAREER HIGHS

Tackles	10	10/8/17 vs. Jax.
Sacks	2.0	11/18/18 at Jax.
INTs	--	---
PDs	1	2x, last: 11/18/18 at Jax.
FFs	1	2x, last: 11/10/19 vs. LAR
FRs	1	11/20/16 at Cle.

SEASON HIGHLIGHTS (Continued)

- Contributed to sacks in 3 straight games (11/18/18-12/2/18), including a career-high 2.0 sacks against Jaguars QB **Blake Bortles** in the 20-16 win at Jax. (11/18/18)

2017 - PITTSBURGH (16/12, 1/1)

- Finished the regular season with 32 tackles (21 solo), 4 TFLs and 2.0 sacks. Also added 1 solo tackle in the postseason during the AFC Divisional Round vs. Jax. (1/4/18)
- Tallied a career-high 10 tackles (4 solo) vs. Jax (10/8/17)

2016 - PITTSBURGH (15/13, 3/3)

- Produced 27 tackles (18 solo), 5 TFLs and 2.0 sacks during the regular season of his rookie campaign. Also combined for 8 tackles (4 solo), 3 TFLs and 1.0 sack in 3 playoff contests
- Logged 5 tackles (2 solo) and sacked Patriots QB **Tom Brady** in the AFC Championship Game at NE (1/22/17)
- Recovered a fumble by Browns QB **Josh McCown** (forced by Steelers LB **Ryan Shazier**) in the end zone for his first career TD in the 24-9 win at Cle. (11/20/16)

COLLEGE HIGHLIGHTS

- Started all 47 games played at South Carolina State (2012-15). Totaled 200 tackles, 62 TFLs, 37.0 sacks, 5 FFs and 2 FRs
- Selected a two-time SBN Sports Mel Blount Defensive Player of the Year and Defensive Player of the Year in the Mid-Eastern Athletic Conference (2014-15)
- In 2015, ranked 5th in the FCS with 22 TFLs. Also led the MEAC and finished 3rd in the FCS with 16.0 sacks in 2014
- Earned second-team All-MEAC second-team honors in 2013

TRANSACTIONS

- 2016** Drafted by PIT in 3rd round (89th overall)
Signed 4-year contract
- 3/18/20** Agreed to terms with PHI on 3-year contract





2019 GAME-BY-GAME STATISTICS (PIT)

Date	Opp		GP/S	Tot	Solo	Sk	Int	PD	FF	FR	Snap	Pct
Sep 8	at NE	L	1/1	0	0	0.0	0	0	0	0	26	37%
Sep 15	Sea	L	1/0	1	0	0.0	0	0	0	0	37	47%
Sep 22	at SF	L	1/1	6	6	0.0	0	0	0	0	46	58%
Sep 30	Cin	W	1/0	3	2	1.0	0	0	0	0	26	39%
Oct 6	Bal	L	1/1	2	2	1.0	0	0	0	0	39	49%
Oct 13	at LAC	W	1/0	2	1	0.0	0	0	0	0	39	63%
Oct 28	Mia	W	1/1	1	1	0.0	0	0	0	0	32	53%
Nov 3	Ind	W	1/1	4	3	0.0	0	0	0	0	51	73%
Nov 10	LAR	W	1/1	7	2	1.0	0	0	1	0	55	73%
Nov 14	at Cle	L	1/1	9	6	0.0	0	0	0	0	55	79%
Nov 24	at Cin	W	1/1	4	2	0.0	0	0	0	0	38	67%
Dec 1	Cle	W	1/1	6	3	1.0	0	0	0	0	46	70%
Dec 8	at Ari	W	1/1	2	1	0.0	0	0	0	0	42	72%
Dec 15	Buf	L	1/1	2	2	0.0	0	0	0	0	52	80%
Dec 22	at NYJ	L	1/1	6	1	0.0	0	0	0	0	45	74%
Dec 29	at Bal	L	1/1	5	3	0.0	0	0	0	0	51	75%
Totals			16/13	60	35	4.0	0	0	1	0	680	63%

2018 GAME-BY-GAME STATISTICS (PIT)

Date	Opp		GP/S	Tot	Solo	Sk	Int	PD	FF	FR	Snap	Pct
Sep 9	at Cle	T	1/1	4	3	1.0	0	0	0	0	25	28%
Sep 16	KC	L	1/0	1	1	0.0	0	0	0	0	17	29%
Sep 24	at TB	W	1/1	2	2	0.0	0	0	0	0	23	32%
Sep 30	Bal	L	1/1	3	2	1.0	0	0	0	0	27	36%
Oct 7	Atl	W	1/1	1	0	0.0	0	0	0	0	17	24%
Oct 14	at Cin	W	1/1	5	2	1.0	0	0	0	0	21	34%
Oct 28	Cle	W	1/1	3	2	0.0	0	0	0	0	24	38%
Nov 4	at Bal	W	1/1	2	1	0.0	0	0	0	0	18	30%
Nov 8	Car	W	1/1	6	6	0.0	0	0	0	0	37	65%
Nov 18	at Jax	W	1/1	4	4	2.0	0	1	0	0	51	74%
Nov 25	at Den	L	1/1	4	1	0.5	0	0	0	0	46	81%
Dec 2	LAC	L	1/1	4	3	1.0	0	0	0	0	33	52%
Dec 9	at Oak	L	1/0	3	2	0.0	0	0	0	0	31	46%
Dec 16	NE	W	1/1	3	1	0.0	0	0	0	0	31	50%
Dec 23	at NO	L	1/1	0	0	0.0	0	0	0	0	30	46%
Dec 30	Cin	W	1/1	4	2	0.0	0	0	0	0	24	49%
Totals			16/14	49	32	6.5	0	1	0	0	455	44%

2017 GAME-BY-GAME STATISTICS (PIT)

Date	Opp		GP/S	Tot	Solo	Sk	Int	PD	FF	FR	Snap	Pct
Sep 10	at Cle	W	1/1	3	3	1.0	0	0	0	0	25	38%
Sep 17	Min	W	1/0	0	0	0.0	0	0	0	0	23	35%
Sep 24	at Chi	L	1/1	2	2	1.0	0	0	0	0	38	59%
Oct 1	at Bal	W	1/1	1	0	0.0	0	0	0	0	29	42%
Oct 8	Jax	L	1/1	10	4	0.0	0	0	0	0	33	61%
Oct 15	at KC	W	1/1	0	0	0.0	0	0	0	0	21	39%
Oct 22	Cin	W	1/1	3	1	0.0	0	0	0	0	28	55%
Oct 29	at Det	W	1/1	2	2	0.0	0	0	0	0	39	55%
Nov 12	at Ind	W	1/1	0	0	0.0	0	1	0	0	28	48%
Nov 16	Ten	W	1/0	3	2	0.0	0	0	0	0	23	35%
Nov 26	GB	W	1/0	1	1	0.0	0	0	0	0	20	36%
Dec 4	at Cin	W	1/0	0	0	0.0	0	0	0	0	22	34%
Dec 10	Bal	W	1/1	4	4	0.0	0	0	1	0	39	61%
Dec 17	NE	L	1/1	1	1	0.0	0	0	0	0	39	66%
Dec 25	at Hou	W	1/1	1	0	0.0	0	0	0	0	18	33%
Dec 31	Cle	W	1/1	1	1	0.0	0	0	0	0	30	46%
Totals			16/12	32	21	2.0	0	1	1	0	455	46%
PLAYOFFS												
Jan 14	Jax	L	1/1	1	1	0.0	0	0	0	0	23	38%
Totals			1/1	1	1	0.0	0	0	0	0	23	38%

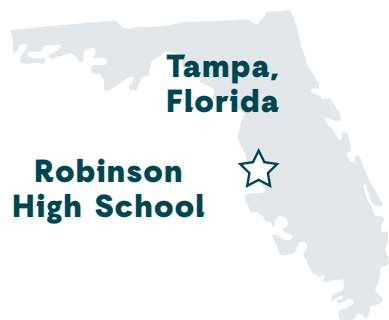
2016 GAME-BY-GAME STATISTICS (PIT)

Date	Opp		GP/S	Tot	Solo	Sk	Int	PD	FF	FR	Snap	Pct
Sep 12	at Was	W	1/0	0	0	0.0	0	0	0	0	13	22%
Sep 18	Cin	W	1/1	1	1	0.0	0	0	0	0	11	15%
Sep 25	at Phi	L	1/1	1	1	0.0	0	0	0	0	13	20%
Oct 2	KC	W	1/1	2	0	0.0	0	0	0	0	26	35%
Oct 9	NYJ	W	1/0	2	2	0.0	0	0	0	0	32	55%
Oct 16	at Mia	L	1/1	3	1	0.0	0	0	0	0	48	69%
Oct 23	NE	L	1/1	1	1	0.0	0	0	0	0	44	77%
Nov 6	at Bal	L	1/1	1	0	0.0	0	0	0	0	27	39%
Nov 13	Dal	L	1/1	1	1	0.0	0	0	0	0	21	32%
Nov 20	at Cle	W	1/1	1	1	1.0	0	0	0	1	41	62%
Nov 24	at Ind	W	1/1	5	4	1.0	0	0	0	0	46	73%
Dec 4	NYG	W	1/1	2	2	0.0	0	0	0	0	12	20%
Dec 11	at Buf	W	0/0	INACTIVE (CONCUSSION)								
Dec 18	at Cin	W	1/1	1	0	0.0	0	0	0	0	49	85%
Dec 25	Bal	W	1/1	4	2	0.0	0	0	0	0	63	84%
Jan 1	Cle	W	1/1	2	2	0.0	0	0	0	0	46	59%
Totals			15/13	27	18	2.0	0	0	0	1	492	47%
PLAYOFFS												
Jan 8	Mia	W	1/1	1	0	0.0	0	0	0	0	50	77%
Jan 15	at KC	W	1/1	2	2	0.0	0	0	0	0	51	86%
Jan 22	at NE	L	1/1	5	2	1.0	0	0	0	0	52	70%
Totals			3/3	8	4	1.0	0	0	0	0	153	77%



6-2 | 296 **2nd Year**

DOB: Oct. 7, 1994 (Age 25)



**Tampa,
Florida**

**Robinson
High School**



South Florida
*UDFA ('18) by
Philadelphia*
Acquired: FA-19

BIRDSEED

Hector was a versatile two-way lineman at Robinson (FL) High School, where he earned first-team all-state accolades from the *Associated Press*. As a senior, Hector totaled 55 tackles, including 9 TFL, and 3.5 sacks, leading his team to a berth in the state semifinals.

Hector, who is the son of Monica Lockett, graduated from USF with a degree in health sciences.

**HECTOR FINISHED HIS
COLLEGIATE CAREER TIED FOR
THE 4TH-MOST SACKS (18.0)
IN USF HISTORY.**

**HECTOR LED OR TIED FOR
THE TEAM LEAD IN SACKS IN
THREE CONSECUTIVE SEASONS
(2015-17) AT USF.**



Bruce Hector originally signed with the Eagles as an undrafted free agent following the 2018 NFL Draft and has spent parts of the last two seasons on Philadelphia's active roster. Hector played collegiately at USF, where he finished his career tied for the 4th-most sacks (18.0) in Bulls history. He also earned All-AAC honors after recording a career-high 7.0 sacks as a senior in 2017.

MOST SACKS

USF ALL-TIME HISTORY

George Selvie (2006-09)	29.0
Stephen Nicholas (2003-06)	20.0
Terrence Royal (2002-05)	19.5
Bruce Hector (2015-17)	18.0
Shurron Pierson (2001-02)	18.0

USF PLAYERS IN 2017

Bruce Hector	7.0
Deadrin Senat	6.0
Mike Love	5.5

SEASON HIGHLIGHTS

2019 - PHILADELPHIA (3/1, 1/0)

- ▶ Saw action in 53 defensive snaps
- ▶ Made the first start of his NFL career in the 31-13 win vs. Buf. (10/27/19)

2018 - PHILADELPHIA (8/0, 0/0)

- ▶ Appeared in a career-high 8 games and totaled 3 tackles and 0.5 sacks
- ▶ Registered a half-sack (also **Brandon Graham**) of Panthers QB **Cam Newton** for an 11-yard loss vs. Car. (10/21/18)

COLLEGE HIGHLIGHTS

- ▶ In 43 career games (24 starts) at South Florida, posted 18.0 career sacks to finish tied for 4th all-time on the Bulls' career sacks list
- ▶ Led or tied for the team lead in sacks in each of his final three seasons
- ▶ Earned All-AAC honors after posting a career-high 7.0 sacks as a senior in 2017. Totaled 38 tackles (26 solo), including 13 TFLs, 1 FF, 1 PD and a blocked kick
- ▶ Selected to play in the 2018 NFLPA Collegiate Bowl at Rose Bowl Stadium



CAREER STATISTICS

Year	Team	GP/S	TACKLES					PASS DEFENSE						FUMBLES			DEF SNAPS	
			Total	Solo	Asst	TFL	Sacks	Int	Yds	Lg	TD	PD	QPH	FF	FR	Yds	No	Pct
2018	Philadelphia	8/0	3	0	3	0	0.5	0	0	--	0	0	1	0	0	0	82	8%
2019	Philadelphia	3/1	1	0	1	0	0	0	0	--	0	0	0	0	0	0	53	5%
Totals		11/1	4	0	4	0	0.5	0	0	--	0	0	1	0	0	0	---	---

PLAYOFFS																		
2018	Philadelphia	0/0	0	0	0	0	0.0	0	0	--	0	0	0	0	0	0	0	0%
2019	Philadelphia	1/0	0	0	0	0	0.0	0	0	--	0	0	0	0	0	0	5	8%
Totals		1/0	0	0	0	0	0.0	0	0	--	0	0	0	0	0	0	---	---

CAREER HIGHS

Tackles	1	4x, last: 12/29/19 at NYG
Sacks	0.5	10/21/18 vs. Car.
INTs	--	---
PDs	--	---
FFs	--	---
FRs	--	---



2019 GAME-BY-GAME STATISTICS (PHI)

Date	Opp	GP/S	Tot	Solo	Sk	Int	PD	FF	FR	Snaps	Pct
Sep 8	Was	W	---	---	---	---	---	---	---	---	---
Sep 15	at Atl	L	---	---	---	---	---	---	---	---	---
Sep 22	Det	L	---	---	---	---	---	---	---	---	---
Sep 26	at GB	W	---	---	---	---	---	---	---	---	---
Oct 6	NYJ	W	---	---	---	---	---	---	---	---	---
Oct 13	at Min	L	---	---	---	---	---	---	---	---	---
Oct 20	at Dal	L	---	---	---	---	---	---	---	---	---
Oct 27	at Buf	W	1/1	0	0	0.0	0	0	0	30	51%
Nov 3	Chi	W	---	---	---	---	---	---	---	---	---
Nov 17	NE	L	---	---	---	---	---	---	---	---	---
Nov 24	Sea	L	---	---	---	---	---	---	---	---	---
Dec 1	at Mia	L	---	---	---	---	---	---	---	---	---
Dec 9	NYG	W	---	---	---	---	---	---	---	---	---
Dec 15	at Was	W	---	---	---	---	---	---	---	---	---
Dec 22	Dal	W	1/0	0	0	0.0	0	0	0	8	13%
Dec 29	at NYG	W	1/0	1	0	0.0	0	0	0	15	20%
Totals		3/1	1	0	0.0	0	0	0	0	53	5%

PLAYOFFS											
Jan 5	Sea	L	1/0	0	0	0.0	0	0	0	5	8%
Totals		1/0	0	0	0.0	0	0	0	0	5	8%

2018 GAME-BY-GAME STATISTICS (PHI)

Date	Opp	GP/S	Tot	Solo	Sk	Int	PD	FF	FR	Snaps	Pct
Sep 6	Atl	W	1/0	0	0	0.0	0	0	0	7	10%
Sep 16	at TB	L	1/0	0	0	0.0	0	0	0	3	5%
Sep 23	Ind	W	1/0	0	0	0.0	0	0	0	2	3%
Sep 30	at Ten	L	1/0	1	0	0.0	0	0	0	6	8%
Oct 7	Min	L	---	---	---	---	---	---	---	---	---
Oct 11	at NYG	W	---	---	---	---	---	---	---	---	---
Oct 21	Car	L	1/0	1	0	0.5	0	0	0	21	36%
Oct 28	at Jax	W	1/0	0	0	0.0	0	0	0	12	19%
Nov 11	Dal	L	---	---	---	---	---	---	---	---	---
Nov 18	at NO	L	---	---	---	---	---	---	---	---	---
Nov 25	NYG	W	---	---	---	---	---	---	---	---	---
Dec 3	Was	W	---	---	---	---	---	---	---	---	---
Dec 9	at Dal	L	1/0	0	0	0.0	0	0	0	20	20%
Dec 16	at LAR	W	1/0	1	0	0.0	0	0	0	11	14%
Dec 23	Hou	W	0/0	---	---	---	---	---	---	---	---
Dec 30	at Was	W	0/0	---	---	---	---	---	---	---	---
Totals		8/0	3	0	0.5	0	0	0	0	82	8%

PLAYOFFS											
Jan 6	at Chi	W	0/0	---	---	---	---	---	---	---	---
Jan 13	at NO	L	0/0	---	---	---	---	---	---	---	---
Totals		0/0	0	0	0.0	0	0	0	0	0	0%

TRANSACTIONS

2018	Signed by PHI as undrafted free agent
10/2/18	Waived by PHI
10/4/18	Signed by PHI to practice squad
10/19/18	Signed by PHI from practice squad to active roster
10/30/18	Waived by PHI
11/2/18	Signed by PHI to practice squad
12/8/18	Signed by PHI from practice squad to active roster

8/22/19	Acquired by ARI from PHI in exchange for S Rudy Ford
8/31/19	Waived by ARI
9/1/19	Signed by PHI to practice squad
10/25/19	Signed by PHI from practice squad to active roster
10/28/19	Waived by PHI
10/29/19	Signed by PHI to practice squad
12/18/19	Signed by PHI from practice squad to active roster



6-4 | 334 **2nd Year**

DOB: July 10, 1998 (Age 22)

**Honolulu,
Hawaii**

**Saint Louis
School**



Stanford
UDFA ('19) by
Philadelphia

BIRDSEED

Herbig played at the Saint Louis School in Honolulu, HI, where he earned first-team all-state and all-conference accolades. He helped lead the Crusaders to a pair of conference titles.

Herbig is the son of Bruce and Robyn Herbig and has two brothers, Jake and Nick. Nick currently plays outside linebacker for the Saint Louis Crusaders and recently committed to the University of Wisconsin.

Herbig was originally born in Lihue, HI, and moved from Kauai to Oahu during his high school years.

THREE-STEP DROP

First job: Selling lemonade in his front yard

Surprisingly good at: Floating in water

Bucket list: Travel to Italy

Favorite meal: "My mom's fried chicken."

Moment left starstruck: Meeting Jason Peters

Nate Herbig was one of just two undrafted free agents to make Philadelphia's 53-man roster out of training camp in 2019. Herbig played collegiately at Stanford University, where he earned second-team All-Pac-12 honors as a junior in 2018 and as a sophomore in 2017. In 2016, he became the first true freshman to start on Stanford's offensive line since 2012, and just the second true freshman to do since 2000.

CAREER HIGHLIGHTS

- ▶ Appeared in 2 regular-season games and 1 postseason game as a rookie in 2019

COLLEGE HIGHLIGHTS

- ▶ As a junior in 2018, played in 7 games (all starts), opening 6 contests at RG and 1 at RT. Earned second-team All-Pac-12 honors and was named preseason first team All-America by the *Associated Press*. Was also named to the Outland Trophy watch list
- ▶ Played in 13 games as a sophomore in 2017 and earned first-team All-Pac-12 honors
- ▶ In 2016, became the first true freshman to start on the offensive line since 2012, and just the second true freshman to do so since 2000

TRANSACTIONS

2019 Signed by PHI as undrafted free agent

CAREER STATISTICS

			OFF SNAPS	
Year	Team	GP/S	No	Pct
2019	Philadelphia	2/0	3	1%
Totals		2/0	---	---
PLAYOFFS				
2019	Philadelphia	1/0	0	0%
Totals		1/0	---	---

HERBIG EARNED ALL-PAC 12 HONORS DURING HIS SOPHOMORE AND JUNIOR SEASONS AT STANFORD.


6-2 | 190 **Rookie**
DOB: May 31, 1996 (Age 24)
**Upper
Marlboro,
Maryland**

**Riverdale Baptist
High School**

Boise State
*D5-20 (168th overall)
by Philadelphia*

RECEIVING AVERAGE

MOUNTAIN WEST PLAYERS IN 2019

18.5 J. Hightower (Boise State)
17.4 JoJo Ward (Hawaii)
15.7 Siaosi Mariner (Utah State)
15.6 Bailey Gaither (San Jose State)
14.7 Tre Walker (San Jose State)
(min. 50 receptions)

TRANSACTIONS

2020 Drafted by PHI in 5th round
 (168th overall)
Signed 4-year contract

BIRDSEED

Hightower competed on both sides of the ball at Riverdale Baptist (MD) High School. His hobbies include dirt biking and owned his first bike at the age of 4.

[@Hightower_j4](#) [@hightower_j4](#)

John Hightower was selected by the Eagles in the 5th round (168th overall) of the 2020 NFL Draft following a productive two-year career with Boise State. In 2019, Hightower earned All-Mountain West honors as a wide receiver and kick returner after recording a career-high 1,736 all-purpose yards. He also ranked 1st in the conference with an 18.5 receiving average (min. 50 receptions) and led Boise State in receiving yards (943) and receiving TDs (8) that season.

MOST RECEIVING YARDS

BOISE STATE PLAYERS IN 2019

John Hightower 943
Khalil Shakir 872
C.T. Thomas 522
Akilian Butler 316
John Bates 273
** Career high*

MOST RECEIVING TDs

BOISE STATE PLAYERS IN 2019

John Hightower 8
Khalil Shakir 6
C.T. Thomas 5
** Career high*

COLLEGE HIGHLIGHTS

- ▶ In 2019, earned All-Mountain West honors as a WR and KR after producing a career-high 1,736 all-purpose yards. Also ranked 1st in the conference with an 18.5 receiving average (min. 50 receptions) and led the team in receiving yards (943) and receiving TDs (8)
- ▶ Tied for 2nd on the team with 8 total TDs and ranked 3rd in all-purpose yards (870) in 2018
- ▶ Totaled 31 receptions for 509 yards and 7 TDs at Hinds Community College (2016-17)



COLLEGE STATISTICS

Year	Team	GP	RECEIVING				
			Rec	Yds	Avg	Lg	TD
2016	Hinds C.C.	9	18	273	15.2	--	3
2017	Hinds C.C.	9	13	236	18.2	--	4
2018	Boise State	10	31	504	16.3	67	6
2019	Boise State	14	51	943	18.5	76	8
Totals		42	113	1,956	17.3	76	21

ADDITIONAL STATISTICS

Rushing: 24-317-2 - 2019 (16-154), 2018 (8-163-2)

Kickoff Returns: 36-840-1 - 2019 (26-639-1), 2018 (10-201)





5-10 | 215 **1st Year**

DOB: Nov. 30, 1997 (Age 22)



**College Park,
Georgia**

**Woodward
Academy**



Georgia

UDFA ('19) by Carolina
Acquired: PS-Car-19

BIRDSEED

Holyfield is the son of former cruiser-weight and heavyweight champion boxer Evander Holyfield.

Holyfield prepped at Woodward Academy (GA), where he amassed 1,735 yards and 25 TDs in 14 games as a junior.

Holyfield majored in communications at the University of Georgia.

[@EH_taught_me](#) [@_eholy](#)

HIGHEST RUSHING AVERAGE

SEC PLAYERS IN 2018

7.9	Ke'Shawn Vaughn (Vanderbilt)
6.5	Trayveon Williams (Texas A&M)
6.4	Elijah Holyfield (Georgia)
6.4	D'Andre Swift (Georgia)
6.1	Scottie Phillips (Mississippi)

(min. 150 attempts)

Elijah Holyfield originally entered the NFL as an undrafted free agent with the Panthers and he was signed by Philadelphia from Carolina's practice squad during the first week of the 2019 playoffs. Holyfield played collegiately at the University of Georgia, where he served as a team captain and rushed 159 times for 1,018 yards (6.4 avg.) and 7 TDs as a junior in 2018.

MOST RUSHING YARDS SEC PLAYERS IN 2018

T. Williams (Texas A&M)	1,760
Benny Snell (Kentucky)	1,449
Ke'Shawn Vaughn (Vand.)	1,244
Larry Rountree (Missouri)	1,216
Nick Fitzgerald (Miss. St.)	1,121
D'Andre Swift (Georgia)	1,049
Nick Brossette (LSU)	1,039
Elijah Holyfield (Georgia)	1,018

SEASON HIGHLIGHTS

2019 - PHILADELPHIA (0/0, 0/0)

- ▶ Signed to the Eagles' active roster during the first week of the postseason

COLLEGE HIGHLIGHTS

- ▶ Served as a team captain and rushed 159 times for 1,018 yards (6.4 avg.) and 7 TDs as a junior in 2018. Joined fellow teammate **De'Andre Swift** (1,049) as two of eight SEC players to record at least 1,000+ rushing yards. Reached the 100+ yard mark twice during his junior campaign, including a career-high 115-yard game at Kentucky (11/3/18)
- ▶ Played in 13 games as a sophomore in 2017, including a start in Georgia's 28-7 victory against Auburn in the SEC Championship game. Finished as the team's 4th-leading rusher with 293 yards and 2 TDs on 50 carries (5.9 avg.)

TRANSACTIONS

2019	Signed by CAR as undrafted free agent
9/1/19	Waived by CAR
9/2/19	Signed by CAR to practice squad
12/31/19	Signed by PHI from CAR practice squad to active roster



6-1 | 223 **Rookie**
DOB: Aug. 7, 1998 (Age 21)



**Channelview,
Texas**

**Channelview
High School**



Oklahoma
D2-20 (53rd overall)
by Philadelphia

THREE-STEP DROP

Nickname: J-Hurts or Lil' Hurts

Bucket list: Wants to one day meet Denzel Washington

Desired talent: Ability to sing

If he could play another sport, what position: "I'd go team up with Bryce Harper and the Phillies and play shortstop or center field."

Moment left star struck: Meeting Frankie Beverly and Kobe Bryant on separate occasions

Favorite movies: *Friday Night Lights*, *He Got Game*

Favorite music:
 Frankie Beverly and Maze,
 Al Green, The Isley Brothers,
 Anita Baker, Jaydayoungan

Favorite meal: Seafood,
 boiled crawfish



Jalen Hurts was selected by the Eagles in the 2nd round (53rd overall) of the 2020 NFL Draft after compiling a 38-4 record as a starter during his career at Oklahoma (2019) and Alabama (2016-18). Hurts finished as the runner-up for the Heisman Trophy in 2019, amassing 5,149 yards of total offense and ranking 2nd among NCAA FBS players in both offensive TDs (53) and passer efficiency rating (191.2), trailing only Joe Burrow in each category.

MOST OFFENSIVE TDs

NCAA FBS PLAYERS IN 2019

Joe Burrow (LSU)	65
Jalen Hurts* (Oklahoma)	53
Justin Fields (Ohio State)	51
A. Gordon (Wash. State)	48
T. Lawrence (Clemson)	45

* Led Big 12 Conference

HIGHEST PASSER EFFICIENCY RATING

NCAA FBS PLAYERS IN 2019

Joe Burrow (LSU)	202.0
Jalen Hurts* (Oklahoma)	191.2
Justin Fields (Ohio State)	181.4
Tanner Morgan (Minn.)	178.7
Tyler Huntley (Utah)	177.6


(min. 300 attempts)

HURTS COMPILED A 38-4 RECORD AS A STARTER DURING HIS COLLEGIATE CAREER.

ONLY TWO NCAA FBS QBs HAVE RECORDED 3,500+ PASSING YARDS, 1,000+ RUSHING YARDS AND 50+ OFFENSIVE TDs IN A SINGLE SEASON SINCE 2000:



JALEN HURTS
 (2019)



KYLER MURRAY
 (2018)



COLLEGE STATISTICS

Year	Team	GP/S	PASSING									RUSHING				
			Att	Cmp	Pct	Yds	Y/A	TD	Int	Lg	Rate	Att	Yds	Avg	Lg	TD
2016	Alabama	15/14	382	240	62.8	2,780	7.4	23	9	71	139.1	191	954	5.0	60	13
2017	Alabama	14/14	255	154	60.4	2,081	9.3	17	1	78	150.2	154	855	5.5	55	8
2018	Alabama	13/0	70	51	72.8	765	11.9	8	2	54	196.7	36	167	4.8	27	2
2019	Oklahoma	14/14	340	237	69.7	3,851	12.2	32	8	74	191.2	233	1,298	5.6	52	20
Totals		56/42	1,047	682	65.1	9,477	9.7	80	20	78	162.6	614	3,274	5.4	60	43

ADDITIONAL STATISTICS

Receiving: 5-40-1 - 2019 (2-25-1), 2018 (2-16-0), 2017 (1-(-1)-0)

COLLEGE HIGHLIGHTS

- Started 42 of 56 career games between Oklahoma (2019) and Alabama (2016-18). Posted a 38-4 record as a starter. Completed 682-of-1,047 (65.1%) attempts for 9,477 yards and 80 TDs, while registering 3,274 yards and 43 TDs on 614 rushing attempts
- Ranks 8th in Sooners history with 5,149 yards of total offense and 9th in career passing yards (3,851) and career TD passes (32) despite playing just one season with the Sooners. Also owns the Alabama QB career record with 23 rushing TDs. Ranks 2nd in Crimson Tide history among QBs with 1,976 career rushing yards and 3rd with 71 career offensive TDs
- As a senior at Oklahoma in 2019, finished as the runner-up for the Heisman Trophy and earned All-America and first-team All-Big 12 honors. Amassed 5,149 yards of total offense (3,851 passing yards, 1,298 rushing yards) and ranked 2nd among NCAA FBS QBs in offensive TDs (53) and passer efficiency rating (191.2), trailing only **Joe Burrow** in both categories. Set school single-season records for rushing yards and points (126) by a QB. Became the first QB since 1981 to lead the Sooners in scoring and first QB since 1988 to lead the team in rushing yards
- Completed 51-of-70 attempts (72.9%) for 8 TDs and 2 INTs and rushed for 167 yards and 2 TDs in 13 games as a junior at Alabama in 2018. Rallied the Crimson Tide to a SEC Championship victory after replacing injured starter **Tua Tagovailoa**
- Threw for 2,081 yards and 17 TDs against 1 INT on 154-of-255 (60.4%) passing and rushed for 855 yards and 8 TDs in 14 starts as a sophomore in 2017. Ranked 3rd in the SEC in total offense (2,936) and 9th in total offense per game (209.7 ypg)
- Named SEC Freshman of the Year, SEC Newcomer of the Year, SEC Offensive Player of the Year, first-team All-SEC and a freshman All-American in 2016. Completed 240-of-382 (62.8%) attempts for 2,780 yards, 23 TDs and 9 INTs and ran for a school QB-record 954 yards and 13 TDs. His 36 offensive TDs set an Alabama single-season record and his 3,734 yards of total offense were the 2nd-most in program history

BIRDSEED

Hurts attended Channelview (TX) High School, where he ranked as the top dual-threat signal-caller in Texas by ESPN and *Scout* and was rated a four-star recruit by *Rivals*.

Hurts graduated from Alabama with a degree in communication and pursued a graduate degree in human relations at Oklahoma.

[@JalenHurts](#) [@jalenhurts](#)



TRANSACTIONS

2020 Drafted by PHI in 2nd round (53rd overall)
Signed 4-year contract



5-10 | 175 **13th Year**
DOB: Dec. 1, 1986 (Age 33)
**Long Beach,
California**
**Long Beach
Polytechnic
High School**

Cal
California
D2b-08 (49th overall)
by Philadelphia
Acquired: T-TB-19
**MOST 60+ YARD
TOUCHDOWNS**
NFL HISTORY

**DESEAN
JACKSON**
24

**JERRY
RICE**
23

**DEVIN
HESTER**
21

**MOST 50+ YARD
TOUCHDOWNS**
NFL HISTORY

**JERRY
RICE**
36

**DESEAN
JACKSON**
31

**RANDY
MOSS**
29

AP
2009

PRO BOWL
2010

PRO BOWL
2011

PRO BOWL
2014

Originally selected by Philadelphia in the 2nd round (49th overall) of the 2008 NFL Draft, DeSean Jackson rejoined the Eagles following a trade with Tampa Bay during the 2019 offseason. Jackson has recorded the most 60+ yard TDs (24) in NFL history and ranks 6th all-time in yards per reception (17.4). Among active players, the three-time Pro Bowler also ranks 5th in career receiving yards (10,420).

YARDS PER RECEPTION
NFL PLAYERS SINCE 2008

DeSean Jackson	17.4
Calvin Johnson	15.9
T.Y. Hilton	15.6
Julio Jones	15.2
Rob Gronkowski	15.1

(min. 500 receptions)
NFL HISTORY

Stanley Morgan (1977-90)	19.2
Lance Alworth (1962-72)	18.9
Don Maynard (1958-73)	18.7
James Lofton (1978-93)	18.3
Harold Jackson (1968-83)	17.9
DeSean Jackson (2008-)	17.4

(min. 500 receptions)
CAREER RECEIVING YARDS
ACTIVE NFL PLAYERS

Larry Fitzgerald	17,083
Jason Witten	12,977
Julio Jones	12,125
Antonio Brown	11,263
DeSean Jackson	10,420

EAGLES ALL-TIME HISTORY

Harold Carmichael (1971-83)	8,978
Pete Retzlaff (1956-66)	7,412
Mike Quick (1982-90)	6,464
DeSean Jackson (2008-)	6,276
Pete Pihos (1947-55)	5,619



CAREER STATISTICS

Year	Team	GP/S	RECEIVING					OFF SNAPS	
			Rec	Yds	Avg	Lg	TD	No	Pct
2008	Philadelphia	16/15	62	912	14.7	60	2	N/A	N/A
2009	Philadelphia	15/15	62	1,156	18.6	71t	9	N/A	N/A
2010	Philadelphia	14/14	47	1,056	22.5	91t	6	N/A	N/A
2011	Philadelphia	15/15	58	961	16.6	62t	4	N/A	N/A
2012	Philadelphia	11/11	45	700	15.6	77t	2	700	62%
2013	Philadelphia	16/16	82	1,332	16.2	61t	9	987	89%
2014	Washington	15/13	56	1,169	20.9	81t	6	755	72%
2015	Washington	9/9	30	528	17.6	77t	4	359	34%
2016	Washington	15/15	56	1,005	17.9	80t	4	706	67%
2017	Tampa Bay	14/13	50	668	13.4	41	3	609	56%
2018	Tampa Bay	12/10	41	774	18.9	75t	4	452	41%
2019	Philadelphia	3/3	9	159	17.7	53t	2	66	6%
Totals		154/148	598	10,420	17.4	91t	55	---	---

PLAYOFFS

2008	Philadelphia	3/3	11	207	18.8	62t	1	N/A	N/A
2009	Philadelphia	1/1	3	14	4.7	6	1	N/A	N/A
2010	Philadelphia	1/1	2	47	23.5	28	0	N/A	N/A
2013	Philadelphia	1/1	3	53	17.7	40	0	49	84%
2015	Washington	1/1	2	17	8.5	14	0	52	72%
2019	Philadelphia	0/0	INJURED RESERVE (ABDOMEN) (11/5/19)						
Totals		7/7	21	338	16.1	62t	2	---	---

ADDITIONAL STATISTICS

Fumbles/Lost: 15/6 - 2015 (1/1), 2013 (1/0), 2012 (1/0), 2011 (1/1), 2010 (4/1), 2009 (3/1), 2008 (4/12) **Postseason Fumbles/Lost:** 1/1 - 2008 (1/1)

Rushing: 70-447-4 - 2018 (6-29-1), 2017 (3-38), 2014 (4-7), 2013 (3-2), 2012 (3-(-7)), 2011 (7-41), 2010 (16-104-1), 2009 (11-137-1), 2008 (17-96-1)

Postseason Rushing: 1-2 - 2008 (1-2)

Kickoff Returns: 5-37 - 2015 (1-8), 2013 (1-10), 2011 (1-7), 2009 (1-0), 2008 (1-12)

Punt Returns: 139-1,313-4 - 2018 (5-24), 2015 (2-(-5)), 2014 (1-0), 2013 (14-17), 2012 (1-(-3)), 2011 (17-114), 2010 (20-231-1), 2009 (29-441-2), 2008 (50-440-1)

Postseason Punt Returns: 11-174 - 2013 (1-29), 2010 (1-14), 2009 (2-9), 2008 (7-122)



CAREER HIGHS

Receptions	10	12/15/13 at Min.
Receiving Yards	210	12/12/10 at Dal.
Receiving Long	91t	12/12/10 at Dal.
Receiving TDs	2	3x, last: 9/8/19 vs. Was.
Rush Attempts	3	3x, last: 11/7/10 vs. Ind.
Rushing Yards	67	10/26/09 at Was.
Rushing Long	67t	10/26/09 at Was.
Rushing TDs	1	4x, last: 10/21/18 vs. Cle.
Scrimmage Yards	216	12/12/10 at Dal.
Punt Returns	8	9/7/08 vs. StL
Punt Return Yards	109	1/4/09 at Min. (WC)
Punt Return Long	85t	9/13/09 at Car.
Punt Return TDs	1	4x, last: 12/19/10 at NYG
All-Purpose Yards	261	12/13/09 at NYG

CAREER HIGHLIGHTS

- Is a three-time **Pro Bowl** selection (2010, 2011, 2014) and 2009 *Associated Press* **All-Pro** honoree. In 2009, became the first player in NFL history to earn a **Pro Bowl** berth at two different positions (WR and RS) in the same season
- Has led the NFL in yards per reception four times in his career: 2018 (18.9), 2016 (17.9), 2014 (20.9) and 2010 (22.5)
- Joins **Mike Quick** (1982-90) and **Harold Carmichael** (1971-83) as the only players in Eagles history to register at least three seasons with 1,000+ receiving yards
- Posted a career-high 1,332 receiving yards in 2013, which marks the 2nd-highest single-season total in franchise history, trailing only **Mike Quick** in 1983 (1,409)
- Recorded one of the greatest plays in Eagles history, known as the "Miracle at the New Meadowlands" – a game-winning, 65-yard punt return TD as time expired on 12/19/10 at N.Y. Giants

NOTES TO KNOW

- Ranks 1st in NFL history in 60+ yard TDs (24) and 2nd in 50+ yard TDs (31), trailing only **Jerry Rice** (36, 1985-2004)
- Owns the 6th-highest career receiving average (17.4) in NFL history, behind **Stanley Morgan** (19.2, 1977-90), **Lance Alworth** (18.9, 1962-72), **Don Maynard** (18.7, 1958-73), **James Lofton** (18.3, 1978-93) and **Harold Jackson** (17.9, 1968-83) (min. 500 receptions)
- Among active NFL players, ranks 5th in career receiving yards (10,420), trailing only **Larry Fitzgerald** (17,083), **Jason Witten** (12,977), **Julio Jones** (12,125) and **Antonio Brown** (11,263)
- Has produced the 4th-most receiving yards (6,276) in Eagles all-time history, behind **Harold Carmichael** (8,978, 1971-83), **Pete Retzlaff** (7,412, 1956-66) and **Mike Quick** (6,464, 1982-90)

SEASON HIGHLIGHTS

2019 - PHILADELPHIA (3/3, 0/0)

- Led the offense with 8 receptions for 154 yards (19.3 avg.) and 2 TDs (51 and 53 yards) in the win vs. Was. (9/8/19). At 32 years, 281 days old, became the 3rd-oldest player in NFL history to record multiple 50+ yard receiving TDs in a single game, trailing only **Don Maynard** (34 years, 268 days - 10/20/69 vs. Houston) and **Jim Doran** (33 years, 44 days - 9/24/60 vs. Pittsburgh)



2019 GAME-BY-GAME STATISTICS (PHI)

				RECEIVING					SNAPS	
Date	Opp		GP/S	Rec	Yds	Avg	Lg	TD	No	Pct
Sep 8	Was	W	1/1	8	154	19.3	53t	2	51	69%
Sep 15	at Atl	L	1/1	0	0	---	--	0	11	14%
Sep 22	Det	L	0/0	INACTIVE (ABDOMEN)						
Sep 26	at GB	W	0/0	INACTIVE (ABDOMEN)						
Oct 6	NYJ	W	0/0	INACTIVE (ABDOMEN)						
Oct 13	at Min	L	0/0	INACTIVE (ABDOMEN)						
Oct 20	at Dal	L	0/0	INACTIVE (ABDOMEN)						
Oct 27	at Buf	W	0/0	INACTIVE (ABDOMEN)						
Nov 3	Chi	W	1/1	1	5	5.0	5	0	4	4%
Nov 17	NE	L	0/0	INJURED RESERVE (ABDOMEN)						
Nov 24	Sea	L	0/0	INJURED RESERVE (ABDOMEN)						
Dec 1	at Mia	L	0/0	INJURED RESERVE (ABDOMEN)						
Dec 9	NYG	W	0/0	INJURED RESERVE (ABDOMEN)						
Dec 15	at Was	W	0/0	INJURED RESERVE (ABDOMEN)						
Dec 22	Dal	W	0/0	INJURED RESERVE (ABDOMEN)						
Dec 29	at NYG	W	0/0	INJURED RESERVE (ABDOMEN)						
Totals			3/3	9	159	17.7	53t	2	66	6%
PLAYOFFS										
Jan 5	Sea	L	0/0	INJURED RESERVE (ABDOMEN)						
Totals			0/0	0	0	---	--	0	0	0%

2018 GAME-BY-GAME STATISTICS (TB)

				RECEIVING					SNAPS	
Date	Opp		GP/S	Rec	Yds	Avg	Lg	TD	No	Pct
Sep 9	at NO	W	1/1	5	146	29.2	58t	2	20	30%
Sep 16	Phi	W	1/1	4	129	32.3	75t	1	34	59%
Sep 24	Pit	L	1/1	3	37	12.3	17	0	42	58%
Sep 30	at Chi	L	1/1	5	112	22.4	48	0	39	62%
Oct 14	at Atl	L	1/1	4	77	19.3	21	0	34	52%
Oct 21	Cle	W	1/0	2	25	12.5	14	0	43	45%
Oct 28	at Cin	L	1/1	3	68	22.7	60t	1	46	52%
Nov 4	at Car	L	1/1	2	32	16.0	20	0	32	48%
Nov 11	Was	L	1/1	5	67	13.4	24	0	44	64%
Nov 18	at NYG	L	1/1	4	38	9.5	20	0	53	75%
Nov 25	SF	W	1/1	3	19	6.3	14	0	36	49%
Dec 2	Car	W	0/0	INACTIVE (THUMB)						
Dec 9	NO	L	0/0	INACTIVE (THUMB)						
Dec 16	at Bal	L	0/0	INACTIVE (THUMB)						
Dec 23	at Dal	L	1/0	1	24	24.0	24	0	29	36%
Dec 30	Atl	L	0/0	INACTIVE (ACHILLES)						
Totals			12/10	41	774	18.9	75t	4	452	41%

SEASON HIGHLIGHTS (Continued)

2018 - TAMPA BAY (12/10)

- ▶ Led the NFL in yards per reception (18.9) for the fourth time in his career after producing 41 catches for 774 yards and 4 TDs. Marked his highest receiving average since 2014 (20.4)

2017 - TAMPA BAY (14/13)

- ▶ Totaled 50 receptions for 668 yards (13.4 avg.) and 3 TDs in his debut season with the Buccaneers

2016 - WASHINGTON (15/15)

- ▶ Ranked 1st in NFL in yards per reception (17.9) for the third time in his career. Also led the team in receiving yards per game (67.0) and produced his fifth 1,000+ yard season (1,005)

2015 - WASHINGTON (9/9, 1/1)

- ▶ Despite missing 7 games due to injury, ended the season with 30 catches for 528 yards (17.6 avg.) and 4 TDs

2014 - WASHINGTON (15/13)

- ▶ Finished his first year with Washington as the NFL leader in yards per reception (20.9). Also produced his fourth 1,000+ yard season after leading the team with 1,169 receiving yards

2013 - PHILADELPHIA (16/16, 1/1)

- ▶ Earned **Pro Bowl** honors for the third time in his career after logging career highs in receptions (82), receiving yards (1,332) and receiving TDs (9). Marked his third 1,000+ yard campaign, which is tied with **Harold Carmichael** (1971-83) and **Mike Quick** (1982-90) for the most such seasons in Eagles history
- ▶ Named **NFC Offensive Player of the Week** after posting 7 catches for 132 yards and 1 TD at N.Y. Giants (10/6/13)



TOP 10: RECEIVING YARDS

Date	Opponent	Yds
12/12/10	at Dallas Cowboys (W, 30-27)	210
12/15/13	at Minnesota Vikings (L, 30-48)	195
9/15/13	vs. San Diego Chargers (L, 30-33)	193
12/13/09	at New York Giants (W, 45-38)	178
10/2/11	vs. San Francisco 49ers (L, 23-24)	171
10/6/14	vs. Seattle Seahawks (L, 17-27)	157
9/8/19	vs. Washington (W, 32-27)	154
12/20/15	vs. Buffalo Bills (W, 35-25)	153
9/26/10	at Jacksonville Jaguars (W, 28-3)	153
11/3/13	at Oakland Raiders (W, 49-20)	150



2017 GAME-BY-GAME STATISTICS (TB)

				RECEIVING					SNAPS	
Date	Opp		GP/S	Rec	Yds	Avg	Lg	TD	No	Pct
Sep 17	Chi	W	1/1	3	39	13.0	21	0	36	51%
Sep 24	at Min	L	1/1	4	84	21.0	32	1	43	81%
Oct 1	NYG	W	1/0	2	20	10.0	11	0	45	70%
Oct 5	NE	L	1/1	5	106	21.2	41	0	52	72%
Oct 15	at Ari	L	1/1	3	38	12.7	27	1	53	76%
Oct 22	at Buf	L	1/1	5	73	14.6	20	0	52	72%
Oct 29	Car	L	1/1	3	37	12.3	19	0	50	75%
Nov 5	at NO	L	1/1	2	25	12.5	14	0	39	66%
Nov 12	NYJ	W	1/1	6	82	13.7	22	0	54	76%
Nov 19	at Mia	W	1/1	2	28	14.0	24	1	40	61%
Nov 26	at Atl	L	1/1	8	60	7.5	15	0	44	62%
Dec 3	at GB	L	1/1	2	24	12.0	19	0	49	65%
Dec 10	Det	L	1/1	4	41	10.3	16	0	30	42%
Dec 18	Atl	L	1/1	1	11	11.0	11	0	22	37%
Dec 24	at Car	L	0/0	INACTIVE (ANKLE)						
Dec 31	NO	W	0/0	INACTIVE (ANKLE)						
Totals			14/13	50	668	13.4	41	3	609	56%

2016 GAME-BY-GAME STATISTICS (TB)

				RECEIVING					SNAPS	
Date	Opp		GP/S	Rec	Yds	Avg	Lg	TD	No	Pct
Sep 12	Pit	L	1/1	6	102	17.0	33	0	48	83%
Sep 18	Dal	L	1/1	3	40	13.3	28	0	51	76%
Sep 25	at NYG	W	1/1	5	96	19.2	44t	1	51	72%
Oct 2	Cle	W	1/1	1	5	5.0	5	0	48	77%
Oct 9	at Bal	W	1/1	3	35	11.7	27	0	52	79%
Oct 16	Phi	W	1/1	4	55	13.8	35	0	50	68%
Oct 23	at Det	L	1/1	5	35	7.0	12	0	54	74%
Oct 30	at Cin	T	1/1	3	48	16.0	38	0	32	35%
Nov 13	Min	W	0/0	INACTIVE (SHOULDER)						
Nov 20	GB	W	1/1	4	51	12.8	17t	1	47	71%
Nov 24	at Dal	L	1/1	4	118	29.5	67t	1	56	75%
Dec 4	at Ari	L	1/1	1	59	59.0	59	0	45	75%
Dec 11	at Phi	W	1/1	3	102	34.0	80t	1	42	88%
Dec 19	Car	L	1/1	7	111	15.9	23	0	58	91%
Dec 24	at Chi	W	1/1	5	114	22.8	57	0	30	45%
Jan 1	NYG	L	1/1	2	34	17.0	23	0	42	76%
Totals			15/15	56	1,005	17.9	80t	4	706	67%

SEASON HIGHLIGHTS (Continued)

2012 - PHILADELPHIA (11/11)

- ▶ Led the Eagles in receiving average (15.6) and receiving yards per game (63.6) after catching 45 passes for 700 yards and 2 TDs

2011 - PHILADELPHIA (15/15)

- ▶ Registered a team-high 961 receiving yards and joined **Jeremy Maclin** and **Brent Celek** in becoming the first trio in Eagles history to each post 800+ receiving yards in the same season

2010 - PHILADELPHIA (14/14, 1/1)

- ▶ Received his second career **Pro Bowl** honor after ranking 1st in the NFL with a career-high 22.5 yards per reception and also led the Eagles with 1,056 receiving yards
- ▶ Recorded one of the greatest plays in Eagles history, known as the "Miracle at the New Meadowlands" – a game-winning, 65-yard punt return TD as time expired on 12/19/10 at N.Y. Giants
- ▶ Scored on a 31-yard rush and a 34-yard catch vs. Atl. (10/17/10). Became the first WR to post a rushing and receiving TD in each of their first three NFL seasons since **Jerry Rice** (1985-87)

2009 - PHILADELPHIA (15/15, 1/1)

- ▶ Named second-team **All-Pro** by the Associated Press and garnered his first career **Pro Bowl** accolades
- ▶ Garnered five NFC honors: **NFC Special Teams Player of the Week** at Car. (9/13/09) and at NYG (12/13/09), **NFC Offensive Player of the Week** at Was. (10/26/09) and **NFC Special Teams Player of the Month** in September and December
- ▶ Finished 2nd in the NFL in yards per reception (18.6) and amassed 1,156 receiving yards. Became the third player under **Andy Reid** to surpass the 1,000+ yard mark, joining **Kevin Curtis** in 2007 and **Terrell Owens** in 2004. Also posted 2 punt return TDs and led the NFL with a 15.2 punt return average



MULTI-TOUCHDOWN GAMES (6)

Date	Opponent	Tot	Rec	PR	Rush
9/8/19	vs. Washington (W, 32-27)	2	2	0	0
9/9/18	at New Orleans (W, 48-40)	2	2	0	0
10/13/13	at Tampa Bay (W, 31-20)	2	2	0	0
10/17/10	vs. Atlanta (W, 31-17)	2	1	0	1
12/13/09	at N.Y. Giants (W, 45-38)	2	1	1	0
10/26/09	at Washington (W, 27-17)	2	1	0	1



2015 GAME-BY-GAME STATISTICS (WAS)

				RECEIVING					SNAPS	
Date	Opp		GP/S	Rec	Yds	Avg	Lg	TD	No	Pct
Sep 13	Mia	L	1/1	0	0	---	--	0	12	16%
Sep 20	StL	W	0/0	INACTIVE (HAMSTRING)						
Sep 24	at NYG	L	0/0	INACTIVE (HAMSTRING)						
Oct 4	Phi	W	0/0	INACTIVE (HAMSTRING)						
Oct 11	at Atl	L	0/0	INACTIVE (HAMSTRING)						
Oct 18	at NYJ	L	0/0	INACTIVE (HAMSTRING)						
Oct 25	TB	W	0/0	INACTIVE (HAMSTRING)						
Nov 8	at NE	L	1/1	3	15	5.0	9	0	49	85%
Nov 15	NO	W	1/1	2	44	22.0	42	0	30	48%
Nov 22	at Car	L	1/1	5	87	17.4	56t	1	42	88%
Nov 29	NYG	W	1/1	2	66	33.0	63t	1	41	58%
Dec 7	Dal	L	1/1	6	80	13.3	28t	1	48	74%
Dec 13	at Chi	W	1/1	2	43	21.5	29	0	48	69%
Dec 20	Buf	W	1/1	6	153	25.5	77t	1	36	63%
Dec 26	at Phi	W	1/1	4	40	10.0	22	0	53	70%
Jan 3	at Dal	W	0/0	INACTIVE (KNEE)						
Totals			9/9	30	528	17.6	77t	4	359	34%
PLAYOFFS										
Jan 10	GB	L	1/1	2	17	8.5	14	0	52	72%
Totals			1/1	2	17	8.5	14	0	52	72%



2014 GAME-BY-GAME STATISTICS (WAS)

				RECEIVING					SNAPS	
Date	Opp		GP/S	Rec	Yds	Avg	Lg	TD	No	Pct
Sep 7	at Hou	L	1/1	8	62	7.8	17	0	60	92%
Sep 14	Jax	W	1/1	1	19	19.0	19	0	12	14%
Sep 21	at Phi	L	1/1	5	117	23.4	81t	1	59	76%
Sep 25	NYG	L	1/0	1	9	9.0	9	0	44	80%
Oct 6	Sea	L	1/1	5	157	31.4	60t	1	50	91%
Oct 12	at Ari	L	1/1	3	115	38.3	64t	1	54	90%
Oct 19	Ten	W	1/1	3	49	16.3	37	0	52	83%
Oct 27	at Dal	W	1/0	6	136	22.7	49	0	61	91%
Nov 2	at Min	L	1/1	4	120	30.0	56	1	59	88%
Nov 16	TB	L	1/1	4	35	8.8	15	0	52	72%
Nov 23	at SF	L	1/1	2	39	19.5	32	0	47	86%
Nov 30	at Ind	L	1/1	5	84	16.8	42t	1	53	66%
Dec 7	StL	L	0/0	INACTIVE (SHIN)						
Dec 14	at NYG	L	1/1	3	15	5.0	6	0	59	84%
Dec 20	Phi	W	1/1	4	126	31.5	55	0	47	83%
Dec 28	Dal	L	1/1	2	86	43.0	69t	1	46	67%
Totals			15/13	56	1,169	20.9	81t	6	755	72%

SEASON HIGHLIGHTS (Continued)

2008 - PHILADELPHIA (16/15, 3/3)

- Paced the team and finished 2nd among all NFL rookie WRs in receptions (62) and receiving yards (912). Scored TDs via rushing, receiving and punt returning, becoming the first Eagle to do so in a season since **Brian Westbrook** in 2003
- Started in his NFL debut vs. StL (9/7/08) and posted 106 receiving yards – the 2nd-most ever by an Eagles rookie, behind **Don Looney** on 9/15/40 at Green Bay (115 yards)

COLLEGE HIGHLIGHTS

- As a junior in 2007, caught 65 passes for 762 yards (11.7 avg.) and 6 TDs en route to All-American first-team honors. Added All-Pac-10 second-team honors as a receiver and punt returner
- In 2006, captured the Randy Moss Award as the top return man in the nation, leading the NCAA with an 18.2-yard average and a school and league-record 4 punt return TDs
- Also finished his sophomore season with first-team All-Pac 10 accolades as a receiver and punt returner, hauling in 59 passes for a career-high 1,060 yards (18.0 avg.) and 9 TDs

TRANSACTIONS

2008	Drafted by PHI in 2nd round (49th overall) <i>Signed 4-year contract</i>
3/1/12	Designated as franchise player
3/14/12	Re-signed by PHI to 5-year contract
11/27/12	Placed on Injured Reserve (Designated for Return) (ribs)
3/28/14	Released by PHI
4/2/14	Signed by WAS to 3-year contract
3/9/17	Signed by TB to 3-year contract
3/13/19	Traded with 2020 7th-round draft choice from TB to PHI for 2019 6th-round draft choice
3/14/19	Signed by PHI to 3-year contract
11/5/19	Placed on Injured Reserve (abdomen)



2013 GAME-BY-GAME STATISTICS (PHI)

				RECEIVING					SNAPS	
Date	Opp		GP/S	Rec	Yds	Avg	Lg	TD	No	Pct
Sep 9	at Was	W	1/1	7	104	14.9	26	1	77	96%
Sep 15	SD	L	1/1	9	193	21.4	61t	1	54	92%
Sep 19	KC	L	1/1	3	62	20.7	40	0	65	100%
Sep 29	at Den	L	1/1	2	34	17.0	20	0	60	85%
Oct 6	at NYG	W	1/1	7	132	18.9	56	1	76	94%
Oct 13	at TB	W	1/1	6	64	10.7	36t	2	57	84%
Oct 20	Dal	L	1/1	3	21	7.0	16	0	79	99%
Oct 27	NYG	L	1/1	8	63	7.9	13	0	58	95%
Nov 3	at Oak	W	1/1	5	150	30.0	59	1	43	73%
Nov 10	at GB	W	1/1	4	80	20.0	55t	1	56	92%
Nov 17	Was	W	1/1	4	82	20.5	26	0	64	97%
Dec 1	Ari	W	1/1	3	36	12.0	25	0	66	86%
Dec 8	Det	W	1/1	4	59	14.8	19t	1	60	80%
Dec 15	at Min	L	1/1	10	195	19.5	51	1	63	91%
Dec 22	Chi	W	1/1	4	29	7.3	10	0	59	92%
Dec 29	at Dal	W	1/1	3	28	9.3	20	0	50	75%
Totals			16/16	82	1,332	16.2	61t	9	987	89%
PLAYOFFS										
Jan 4	NO	L	1/1	3	53	17.7	40	0	49	84%
Totals			1/1	3	53	17.7	40	0	49	84%

2012 GAME-BY-GAME STATISTICS (PHI)

				RECEIVING					SNAPS	
Date	Opp		GP/S	Rec	Yds	Avg	Lg	TD	No	Pct
Sep 9	at Cle	W	1/1	4	77	19.3	35	0	90	96%
Sep 16	Bal	W	1/1	7	114	16.3	49	0	71	90%
Sep 23	at Ari	L	1/1	3	43	14.3	16	0	63	98%
Sep 30	NYG	W	1/1	6	99	16.5	32	1	64	93%
Oct 7	at Pit	L	1/1	4	58	14.5	24	0	50	88%
Oct 14	Det	L	1/1	5	74	14.8	30	0	78	95%
Oct 28	Atl	L	1/1	5	59	11.8	32	0	49	78%
Nov 5	at NO	L	1/1	3	100	33.3	77t	1	77	98%
Nov 11	Dal	L	1/1	5	62	12.4	31	0	75	96%
Nov 18	at Was	L	1/1	2	5	2.5	8	0	71	95%
Nov 26	Car	L	1/1	1	9	9.0	9	0	12	24%
Dec 2	at Dal	L	0/0	INJURED RESERVE (RIBS)						
Dec 9	at TB	W	0/0	INJURED RESERVE (RIBS)						
Dec 13	Cin	L	0/0	INJURED RESERVE (RIBS)						
Dec 23	Was	L	0/0	INJURED RESERVE (RIBS)						
Dec 30	at NYG	L	0/0	INJURED RESERVE (RIBS)						
Totals			11/11	45	700	15.6	77t	2	700	62%

2011 GAME-BY-GAME STATISTICS (PHI)

				RECEIVING					SNAPS	
Date	Opp		GP/S	Rec	Yds	Avg	Lg	TD	No	Pct
Sep 11	at StL	W	1/1	6	102	17.0	41	1	N/A	N/A
Sep 18	at Atl	L	1/1	2	21	10.5	11	0	N/A	N/A
Sep 25	NYG	L	1/1	2	30	15.0	17	0	N/A	N/A
Oct 2	SF	L	1/1	6	171	28.5	61	0	N/A	N/A
Oct 9	at Buf	L	1/1	5	86	17.2	31t	1	N/A	N/A
Oct 16	at Was	W	1/1	3	46	15.3	23	0	N/A	N/A
Oct 30	Dal	W	1/1	3	31	10.3	14	0	N/A	N/A
Nov 7	Chi	L	1/1	2	16	8.0	10	0	N/A	N/A
Nov 13	Ari	L	0/0	INACTIVE						
Nov 20	at NYG	W	1/1	6	88	14.7	32	0	N/A	N/A
Nov 27	NE	L	1/1	4	73	18.3	44	0	N/A	N/A
Dec 1	at Sea	L	1/1	4	34	8.5	20	0	N/A	N/A
Dec 11	at Mia	W	1/1	4	59	14.8	34t	1	N/A	N/A
Dec 18	NYJ	W	1/1	2	28	14.0	16	0	N/A	N/A
Dec 24	at Dal	W	1/1	5	90	18.0	33	0	N/A	N/A
Jan 1	Was	W	1/1	4	86	21.5	62t	1	N/A	N/A
Totals			15/15	58	961	16.6	62t	4	N/A	N/A

2010 GAME-BY-GAME STATISTICS (PHI)

				RECEIVING					SNAPS	
Date	Opp		GP/S	Rec	Yds	Avg	Lg	TD	No	Pct
Sep 12	GB	L	1/1	4	30	7.5	12	0	N/A	N/A
Sep 19	at Det	W	1/1	4	135	33.8	53	1	N/A	N/A
Sep 26	at Jax	W	1/1	5	153	30.6	61t	1	N/A	N/A
Oct 3	Was	L	1/1	3	19	6.3	9	0	N/A	N/A
Oct 10	at SF	W	1/1	2	24	12.0	20	0	N/A	N/A
Oct 17	Atl	W	1/1	1	34	34.0	34t	1	N/A	N/A
Oct 24	at Ten	L	0/0	INACTIVE (CONCUSSION)						
Nov 7	Ind	W	1/1	7	109	15.6	58	1	N/A	N/A
Nov 15	at Was	W	1/1	2	98	49.0	88t	1	N/A	N/A
Nov 21	NYG	W	1/1	5	50	10.0	23	0	N/A	N/A
Nov 28	at Chi	L	1/1	2	26	13.0	21	0	N/A	N/A
Dec 2	Hou	W	1/1	3	84	28.0	33	0	N/A	N/A
Dec 12	at Dal	W	1/1	4	210	52.5	91t	1	N/A	N/A
Dec 19	at NYG	W	1/1	3	52	17.3	30	0	N/A	N/A
Dec 28	Min	L	1/1	2	32	16.0	21	0	N/A	N/A
Jan 2	Dal	L	0/0	INACTIVE (FOOT)						
Totals			14/14	47	1,056	22.5	91t	6	N/A	N/A
PLAYOFFS										
Jan 9	GB	L	1/1	2	47	23.5	28	0	N/A	N/A
Totals			1/1	2	47	23.5	28	0	N/A	N/A



2009 GAME-BY-GAME STATISTICS (PHI)

Date	Opp	GP/S	RECEIVING						SNAPS	
			Rec	Yds	Avg	Lg	TD	No	Pct	
Sep 13	at Car	W	1/1	2	9	4.5	6	0	N/A	N/A
Sep 20	NO	L	1/1	4	101	25.3	71t	1	N/A	N/A
Sep 27	KC	W	1/1	6	149	24.8	64t	1	N/A	N/A
Oct 11	TB	W	1/1	1	1	1.0	1	0	N/A	N/A
Oct 18	at Oak	L	1/1	6	94	15.7	51	0	N/A	N/A
Oct 26	at Was	W	1/1	2	69	34.5	57t	1	N/A	N/A
Nov 1	NYG	W	1/1	3	78	26.0	54t	1	N/A	N/A
Nov 8	Dal	L	1/1	2	29	14.5	20	0	N/A	N/A
Nov 15	at SD	L	1/1	8	91	11.4	22	0	N/A	N/A
Nov 22	at Chi	W	1/1	8	107	13.4	48t	1	N/A	N/A
Nov 29	Was	W	1/1	2	41	20.5	35t	1	N/A	N/A
Dec 6	at Atl	W	0/0	INACTIVE (CONCUSSION)						
Dec 13	at NYG	W	1/1	6	178	29.7	60t	1	N/A	N/A
Dec 20	SF	W	1/1	6	140	23.3	59	1	N/A	N/A
Dec 27	Den	W	1/1	4	33	8.3	11	1	N/A	N/A
Jan 3	at Dal	L	1/1	2	36	18.0	32	0	N/A	N/A
Totals			15/15	62	1,156	18.6	71t	9	N/A	N/A
PLAYOFFS										
Jan 9	at Dal	L	1/1	3	14	4.7	6	1	N/A	N/A
Totals			1/1	3	14	4.7	6	1	N/A	N/A

2008 GAME-BY-GAME STATISTICS (PHI)

Date	Opp	GP/S	RECEIVING						SNAPS	
			Rec	Yds	Avg	Lg	TD	No	Pct	
Sep 7	StL	W	1/1	6	106	17.7	47	0	N/A	N/A
Sep 15	at Dal	L	1/1	6	110	18.3	60	0	N/A	N/A
Sep 21	Pit	W	1/1	5	40	8.0	18	0	N/A	N/A
Sep 28	at Chi	L	1/1	5	71	14.2	23	1	N/A	N/A
Oct 5	Was	L	1/1	1	8	8.0	8	0	N/A	N/A
Oct 12	at SF	W	1/1	6	98	16.3	27	0	N/A	N/A
Oct 26	Atl	W	1/1	3	72	24.0	30	0	N/A	N/A
Nov 2	at Sea	W	1/1	2	20	10.0	14	0	N/A	N/A
Nov 9	NYG	L	1/1	4	61	15.3	32	0	N/A	N/A
Nov 16	at Cin	T	1/1	4	66	16.5	25	0	N/A	N/A
Nov 23	at Bal	L	1/1	5	47	9.4	15	0	N/A	N/A
Nov 27	Ari	W	1/1	6	76	12.7	24	1	N/A	N/A
Dec 7	at NYG	W	1/1	0	0	---	---	0	N/A	N/A
Dec 15	Cle	W	1/0	5	77	15.4	25	0	N/A	N/A
Dec 21	at Was	L	1/1	2	14	7.0	8	0	N/A	N/A
Dec 28	Dal	W	1/1	2	46	23.0	34	0	N/A	N/A
Totals			16/15	62	912	14.7	60	2	N/A	N/A
PLAYOFFS										
Jan 4	at Min	W	1/1	1	34	34.0	34	0	N/A	N/A
Jan 11	at NYG	W	1/1	4	81	20.3	48	0	N/A	N/A
Jan 18	at Ari	L	1/1	6	92	15.3	62t	1	N/A	N/A
Totals			3/3	11	207	18.8	62t	1	N/A	N/A



6-5 | 290  **9th Year**
DOB: Jan. 11, 1990 (Age 30)



**Van Nuys,
California**

**Birmingham
High School**



Tennessee

D5-12 (137th overall)

by Denver

Acquired: FA-19

MOST GAMES PLAYED*

NFL DEFENSIVE TACKLES (2012-18)

121	Malik Jackson^
117	Ndamukong Suh
116	Dontari Poe
115	Fletcher Cox
114	Akiem Hicks
114	Ricky Jean Francois

* Including playoffs

^ Sustained season-ending foot injury in Week 1 of 2019

CONSECUTIVE GAMES PLAYED

NFL DEFENSIVE TACKLES (2012-18)

116	Ndamukong Suh
107	Malik Jackson
99	Damon Harrison
81	Geno Atkins



Malik Jackson (pronounced muh-LEEK) was signed by the Eagles during the 2019 off-season following a three-year stint with the Jaguars (2016-18). Originally a 5th-round draft choice (137th overall) by the Broncos in 2012, Jackson was a key member of Denver's Super Bowl 50-winning defense. He was also named to his first Pro Bowl in 2017 after ranking 5th among NFL DTs with a career-high 8.0 sacks.

MOST SACKS

NFL DEFENSIVE TACKLES IN 2017

Cameron Heyward (Pit.)	12.0
Aaron Donald (LAR)	11.0
Geno Atkins (Cin.)	9.0
Akiem Hicks (Chi.)	8.5
Malik Jackson (Jax.)	8.0

PASSES DEFENSED

NFL DEFENSIVE TACKLES (2015-18)

Ndamukong Suh	17
Malik Jackson	15
Jordan Phillips	14
A'Shawn Robinson	13
Cameron Heyward	12
Cameron Heyward	12

CAREER HIGHLIGHTS

- ▶ Named to his first career **Pro Bowl** after ranking 5th among NFL DTs with a career-high 8.0 sacks in 2017
- ▶ Played a key role on the Broncos' **Super Bowl 50**-winning defense in 2015. Recovered a fumble by Panthers QB **Cam Newton** and returned it for a TD in the first quarter of **Super Bowl 50**

SEASON HIGHLIGHTS

2018 - JACKSONVILLE (16/10)

- ▶ Registered 32 tackles (25 solo), 7 TFLs, 3.5 sacks and 1 PD for a Jaguars defense that ranked 5th in the NFL in total yards allowed per game (311.4)

2017 - JACKSONVILLE (16/16, 3/3)

- ▶ Earned his first career **Pro Bowl** honor after ranking 5th among NFL DTs with a career-high 8.0 sacks



CAREER STATISTICS

Year	Team	GP/S	TACKLES					PASS DEFENSE						FUMBLES			DEF SNAPS	
			Total	Solo	Asst	TFL	Sacks	Int	Yds	Lg	TD	PD	QPH	FF	FR	Yds	No	Pct
2012	Denver	14/0	5	3	2	0	0.0	0	0	--	0	0	4	0	0	0	113	11%
2013	Denver	16/5	42	30	12	11	6.0	0	0	--	0	4	43	1	0	0	591	52%
2014	Denver	16/3	42	33	9	8	3.0	0	0	--	0	4	41	1	0	0	565	52%
2015	Denver	16/16	45	34	11	8	5.0	0	0	--	0	7	51	0	2	-2	824	75%
2016	Jacksonville	16/16	33	28	5	11	6.5	0	0	--	0	4	33	0	1	0	717	67%
2017	Jacksonville	16/16	40	31	9	10	8.0	0	0	--	0	3	31	4	0	0	756	73%
2018	Jacksonville	16/10	32	25	7	7	3.5	0	0	--	0	1	21	0	0	0	628	61%
2019	Philadelphia	1/1	1	0	1	0	0.0	0	0	--	0	0	0	0	0	0	32	3%
Totals		111/67	240	184	56	55	32.0	0	0	--	0	23	224	6	3	-2	---	---

PLAYOFFS

2012	Denver	1/0	0	0	0	0	0.0	0	0	--	0	0	0	0	0	0	3	4%
2013	Denver	3/3	8	7	1	1	1.0	0	0	--	0	2	3	0	0	0	123	72%
2014	Denver	1/1	4	1	3	0	0.0	0	0	--	0	0	5	0	0	0	45	60%
2015	Denver	3/3	9	8	1	1	0.0	0	0	--	0	0	13	0	1	0	174	77%
2017	Jacksonville	3/3	8	6	2	3	1.0	0	0	--	0	1	15	0	0	0	166	76%
2019	Philadelphia	0/0	INJURED RESERVE (FOOT) (9/10/19)															
Totals		11/10	29	22	7	5	2.0	0	0	--	0	3	36	0	1	0	---	---

ADDITIONAL STATISTICS

Postseason Fumble Recovery TD: 2/7/16 vs. Carolina (Super Bowl 50) (Cam Newton fumble forced by Von Miller)

CAREER HIGHS

Tackles	7	10/13/13 vs. Jax.
Sacks	2.0	3x, last: 1/1/17 at Ind.
INTs	--	---
PDs	2	6x, last: 12/13/15 vs. Oak.
FFs	1	6x, last: 12/17/17 vs. Hou.
FRs	1	4x, last: 12/11/16 vs. Min.

MULTI-SACK GAMES (6)

Date	Opponent	Sacks
1/1/17	at Indianapolis Colts (L, 20-24)	2.0
11/27/16	at Buffalo Bills (L, 21-28)	2.0
10/13/13	vs. Jacksonville Jaguars (W, 35-19)	2.0
12/30/18	at Houston Texans (L, 3-20)	1.5
10/22/17	at Indianapolis Colts (W, 27-0)	1.5
12/20/15	at Pittsburgh Steelers (L, 27-34)	1.5

SEASON HIGHLIGHTS (Continued)

- His 8.0 sacks trailed only **Cameron Heyward** (12.0), **Aaron Donald** (11.0), **Geno Atkins** (9.0) and **Akiem Hicks** (8.5). Also ranked 2nd among NFL DTs with a career-high 4 FFs, behind Donald (5)

2016 - JACKSONVILLE (16/16)

- Tied for the 5th-most sacks (6.5, 2nd-most on the team) by an NFL DT, behind **Geno Atkins** (9.0), **Aaron Donald** (8.0), **Akiem Hicks** (7.0) and **Gerald McCoy** (7.0)
- Also ranked T-5th among NFL DTs with a career-high-tying 11 TFLs, trailing only **Aaron Donald** (17), **Geno Atkins** (13), **Sheldon Richardson** (13) and **Kawann Short** (12)

2015 - DENVER (16/16, 3/3)

- Played a key role on the Broncos' **Super Bowl 50**-winning defense. Finished the season with career highs in tackles (45), PDs (7) and FRs (2). Logged 9 tackles (8 solo) and 1 FR in the playoffs
- Recovered a fumble by Panthers QB **Cam Newton** (forced by **Von Miller**) and returned it for his first career TD in **Super Bowl 50** vs. Carolina (2/7/16)

2014 - DENVER (16/3, 1/1)

- Posted 42 tackles (33 solo), 8 TFLs, 3.0 sacks, 4 PDs and 1 FF for a Broncos unit that ranked 2nd in the NFL in rushing defense (79.8 ypg) and 3rd in total defense (305.2 ypg)

2013 - DENVER (16/5, 3/3)

- Finished with 42 tackles (30 solo), including a career-high 11 TFLs, along with 6.0 sacks, 4 PDs and 1 FF in the regular season
- Added 8 tackles (7 solo), 1.0 sack and 2 PDs in 3 playoff games, including **Super Bowl XLVIII**





2019 GAME-BY-GAME STATISTICS (PHI)

Date	Opp	GP/S	Tot	Solo	Sk	Int	PD	FF	FR	Snap	Pct
Sep 8	Was	W 1/1	1	0	0.0	0	0	0	0	32	50%
Sep 15	at Atl	L 0/0	INJURED RESERVE (FOOT)								
Sep 22	Det	L 0/0	INJURED RESERVE (FOOT)								
Sep 26	at GB	W 0/0	INJURED RESERVE (FOOT)								
Oct 6	NYJ	W 0/0	INJURED RESERVE (FOOT)								
Oct 13	at Min	L 0/0	INJURED RESERVE (FOOT)								
Oct 20	at Dal	L 0/0	INJURED RESERVE (FOOT)								
Oct 27	at Buf	W 0/0	INJURED RESERVE (FOOT)								
Nov 3	Chi	W 0/0	INJURED RESERVE (FOOT)								
Nov 17	NE	L 0/0	INJURED RESERVE (FOOT)								
Nov 24	Sea	L 0/0	INJURED RESERVE (FOOT)								
Dec 1	at Mia	L 0/0	INJURED RESERVE (FOOT)								
Dec 9	NYG	W 0/0	INJURED RESERVE (FOOT)								
Dec 15	at Was	W 0/0	INJURED RESERVE (FOOT)								
Dec 22	Dal	W 0/0	INJURED RESERVE (FOOT)								
Dec 29	at NYG	W 0/0	INJURED RESERVE (FOOT)								
Totals		1/1	1	0	0.0	0	0	0	0	32	3%
PLAYOFFS											
Jan 5	Sea	L 0/0	INJURED RESERVE (FOOT)								
Totals		0/0	0	0	0.0	0	0	0	0	0	0%

2018 GAME-BY-GAME STATISTICS (JAX)

Date	Opp	GP/S	Tot	Solo	Sk	Int	PD	FF	FR	Snap	Pct
Sep 9	at NYG	W 1/1	4	1	0.0	0	0	0	0	55	78%
Sep 16	NE	W 1/1	1	1	0.0	0	0	0	0	43	71%
Sep 23	Ten	L 1/1	3	3	0.0	0	0	0	0	43	69%
Sep 30	NYJ	W 1/1	3	3	1.0	0	0	0	0	42	75%
Oct 7	at KC	L 1/1	1	1	0.0	0	0	0	0	45	64%
Oct 14	at Dal	L 1/1	4	4	0.0	0	0	0	0	49	67%
Oct 21	Hou	L 1/1	2	2	0.0	0	0	0	0	52	81%
Oct 28	Phi	L 1/1	1	0	0.0	0	1	0	0	50	81%
Nov 11	at Ind	L 1/1	2	2	0.0	0	0	0	0	36	66%
Nov 18	Pit	L 1/0	0	0	0.0	0	0	0	0	33	51%
Nov 25	at Buf	L 1/1	3	3	0.0	0	0	0	0	37	64%
Dec 2	Ind	W 1/0	1	1	0.0	0	0	0	0	46	61
Dec 6	at Ten	L 1/0	2	0	0.0	0	0	0	0	36	60%
Dec 16	Was	L 1/0	0	0	0.0	0	0	0	0	24	35%
Dec 23	at Mia	W 1/0	1	1	1.0	0	0	0	0	11	24%
Dec 30	at Hou	L 1/0	4	3	1.5	0	0	0	0	26	34%
Totals		16/10	32	25	3.5	0	1	0	0	628	61%

SEASON HIGHLIGHTS

2012 - DENVER (14/0, 1/0)

- ▶ Played in a combined 15 regular-season and postseason games as a rookie, totaling 5 tackles (3 solo)

COLLEGE HIGHLIGHTS

- ▶ Saw action in 46 games (24 starts) between USC (2008-09) and Tennessee (2010-11), totaling 136 tackles (67 solo), 13.0 sacks, 4 FFs and 1 FR. Named All-SEC following his junior and senior seasons with the Volunteers

TRANSACTIONS

2012	Drafted by DEN in 5th round (137th overall)
	<i>Signed 4-year contract</i>
3/10/16	Signed by JAX to 6-year contract
3/8/19	Released by JAX
3/13/19	Signed by PHI to 3-year contract
9/10/19	Placed on Injured Reserve (foot)



MALIK'S GIFTS

Jackson's foundation, **Malik's Gifts**, serves as an all-encompassing support network for veterans, students, families and animal rescue missions.

Jackson has hosted football camps for children from the military community, events honoring widows of service members who died serving their country, and movie nights for military families facing injury, loss and deployment. Jackson, who has a passion for animals, also paid the adoption fees for 181 pets in 2017.

In 2017, Jackson was named the Jaguars' nominee for the Walter Payton Man of the Year Award, which recognizes NFL players for excellence both on and off the field. He was also selected as the club's 2017 and 2018 nominee for the Salute to Service Award for demonstrating an exemplary commitment to honoring and supporting the military community.

[@TheMalikJackson](https://twitter.com/TheMalikJackson)
[@themalikjackson](https://www.instagram.com/themalikjackson)





2017 GAME-BY-GAME STATISTICS (JAX)

Date	Opp		GP/S	Tot	Solo	Sk	Int	PD	FF	FR	Snap	Pct
Sep 10	at Hou	W	1/1	3	3	1.0	0	1	0	0	58	73%
Sep 17	Ten	L	1/1	2	2	0.0	0	0	0	0	45	66%
Sep 24	Bal	W	1/1	2	1	0.5	0	0	0	0	29	50%
Oct 1	at NYJ	L	1/1	1	1	0.0	0	0	0	0	64	91%
Oct 8	at Pit	W	1/1	0	0	0.0	0	0	0	0	56	70%
Oct 15	LAR	L	1/1	3	3	0.0	0	0	0	0	42	72%
Oct 22	at Ind	W	1/1	3	2	1.5	0	0	1	0	41	61%
Nov 5	Cin	W	1/1	2	2	1.0	0	0	0	0	30	77%
Nov 12	LAC	W	1/1	4	3	0.0	0	0	1	0	57	83%
Nov 19	at Cle	W	1/1	3	3	1.0	0	0	1	0	44	80%
Nov 26	at Ari	L	1/1	2	2	0.0	0	0	0	0	48	66%
Dec 3	Ind	W	1/1	2	1	1.0	0	1	0	0	53	77%
Dec 10	Sea	W	1/1	3	2	1.0	0	0	0	0	47	76%
Dec 17	Hou	W	1/1	1	1	1.0	0	0	1	0	34	60%
Dec 24	at SF	L	1/1	3	3	0.0	0	1	0	0	56	85%
Dec 31	at Ten	L	1/1	6	2	0.0	0	0	0	0	52	80%
Totals			16/16	40	31	8.0	0	3	4	0	756	73%

PLAYOFFS

Jan 7	Buf	W	1/1	1	1	1.0	0	1	0	0	60	78%
Jan 14	at Pit	W	1/1	6	4	0.0	0	0	0	0	57	73%
Jan 21	at NE	L	1/1	1	1	0.0	0	0	0	0	49	77%
Totals			3/3	8	6	1.0	0	1	0	0	166	76%

2016 GAME-BY-GAME STATISTICS (JAX)

Date	Opp		GP/S	Tot	Solo	Sk	Int	PD	FF	FR	Snap	Pct
Sep 11	GB	L	1/1	0	0	0.0	0	0	0	0	39	61%
Sep 18	at SD	L	1/1	2	1	0.0	0	0	0	0	41	60%
Sep 25	Bal	L	1/1	2	2	1.0	0	0	0	0	49	73%
Oct 2	Ind	W	1/1	5	5	0.0	0	1	0	0	49	63%
Oct 16	at Chi	W	1/1	3	3	0.0	0	0	0	0	49	61%
Oct 23	Oak	L	1/1	0	0	0.0	0	0	0	0	37	51%
Oct 27	at Ten	L	1/1	0	0	0.0	0	0	0	0	43	64%
Nov 6	at KC	L	1/1	1	0	0.5	0	0	0	0	41	71%
Nov 13	Hou	L	1/1	4	4	0.0	0	1	0	0	46	73%
Nov 20	at Det	L	1/1	2	1	1.0	0	0	0	0	37	65%
Nov 27	at Buf	L	1/1	5	4	2.0	0	0	0	0	40	73%
Dec 4	Den	L	1/1	2	2	0.0	0	0	0	0	42	76%
Dec 11	Min	L	1/1	1	1	0.0	0	0	0	1	49	74%
Dec 18	at Hou	L	1/1	3	2	0.0	0	1	0	0	59	70%
Dec 24	Ten	W	1/1	1	1	0.0	0	1	0	0	51	72%
Jan 1	at Ind	L	1/1	2	2	2.0	0	0	0	0	45	63%
Totals			16/16	33	28	6.5	0	4	0	1	717	67%

2015 GAME-BY-GAME STATISTICS (DEN)

Date	Opp		GP/S	Tot	Solo	Sk	Int	PD	FF	FR	Snap	Pct
Sep 13	Bal	W	1/1	3	3	0.0	0	0	0	0	27	47%
Sep 17	at KC	W	1/1	3	3	1.0	0	0	0	0	51	80%
Sep 27	at Det	W	1/1	3	1	0.5	0	0	0	1	61	82%
Oct 4	Min	W	1/1	1	1	0.0	0	0	0	0	48	66%
Oct 11	at Oak	W	1/1	6	5	1.0	0	0	0	0	45	64%
Oct 18	at Cle	W	1/1	4	3	1.0	0	0	0	0	57	71%
Nov 1	GB	W	1/1	2	1	0.0	0	1	0	0	38	72%
Nov 8	at Ind	L	1/1	5	3	0.0	0	2	0	0	62	79%
Nov 15	KC	L	1/1	3	3	0.0	0	0	0	0	57	83%
Nov 22	at Chi	W	1/1	0	0	0.0	0	0	0	1	52	83%
Nov 29	NE	W	1/1	1	0	0.0	0	0	0	0	57	86%
Dec 6	at SD	W	1/1	2	2	0.0	0	2	0	0	52	79%
Dec 13	Oak	L	1/1	2	2	0.0	0	2	0	0	48	84%
Dec 20	at Pit	L	1/1	5	3	1.5	0	0	0	0	51	64%
Dec 28	Cin	W	1/1	3	2	0.0	0	0	0	0	58	81%
Jan 3	SD	W	1/1	2	2	0.0	0	0	0	0	60	83%
Totals			16/16	45	34	5.0	0	7	0	2	824	75%

PLAYOFFS

Jan 17	Pit	W	1/1	2	1	0.0	0	0	0	0	49	78%
Jan 24	NE	W	1/1	2	2	0.0	0	0	0	0	67	81%
Feb 7	Car	W	1/1	5	5	0.0	0	0	0	1	58	72%
Totals			3/3	9	8	0.0	0	0	0	1	174	77%

2014 GAME-BY-GAME STATISTICS (DEN)

Date	Opp		GP/S	Tot	Solo	Sk	Int	PD	FF	FR	Snap	Pct
Sep 7	Ind	W	1/0	2	1	0.5	0	0	0	0	37	50%
Sep 14	KC	W	1/0	1	1	0.0	0	0	0	0	48	56%
Sep 21	at Sea	L	1/0	5	0	0.0	0	0	0	0	36	46%
Oct 5	Ari	W	1/0	2	1	0.5	0	0	0	0	27	47%
Oct 12	at NYJ	W	1/0	4	3	0.0	0	0	0	0	35	56%
Oct 19	SF	W	1/0	1	1	1.0	0	0	0	0	39	53%
Oct 23	SD	W	1/0	1	1	0.0	0	0	0	0	34	55%
Nov 2	at NE	L	1/0	2	1	0.0	0	0	0	0	37	44%
Nov 9	at Oak	W	1/0	1	1	0.0	0	0	1	0	29	46%
Nov 16	at StL	L	1/0	5	5	0.0	0	0	0	0	37	57%
Nov 23	Mia	W	1/1	3	3	0.0	0	0	0	0	32	52%
Nov 30	at KC	W	1/0	0	0	0.0	0	0	0	0	23	51%
Dec 7	Buf	W	1/0	6	6	1.0	0	0	0	0	48	60%
Dec 14	at SD	W	1/0	2	2	0.0	0	2	0	0	32	49%
Dec 22	at Cin	L	1/1	5	5	0.0	0	0	0	0	39	62%
Dec 28	Oak	W	1/1	2	2	0.0	0	2	0	0	32	55%
Totals			16/3	42	33	3.0	0	4	1	0	565	52%

PLAYOFFS

Jan 11	Ind	L	1/1	4	1	0.0	0	0	0	0	45	60%
Totals			1/1	4	1	0.0	0	0	0	0	45	60%



2013 GAME-BY-GAME STATISTICS (DEN)

Date	Opp		GP/S	Tot	Solo	Sk	Int	PD	FF	FR	Snap	Pct
Sep 5	Bal	W	1/0	1	0	0.0	0	0	0	0	36	40%
Sep 15	at NYG	W	1/0	2	2	0.0	0	0	0	0	32	41%
Sep 23	Oak	W	1/0	1	0	0.5	0	0	0	0	24	44%
Sep 29	Phi	W	1/0	0	0	0.0	0	0	0	0	37	52%
Oct 6	at Dal	W	1/0	2	1	1.0	0	0	0	0	23	40%
Oct 13	Jax	W	1/0	7	5	2.0	0	1	0	0	47	65%
Oct 20	at Ind	L	1/0	3	1	0.0	0	1	0	0	36	49%
Oct 27	Was	W	1/0	1	0	0.0	0	0	0	0	34	48%
Nov 10	at SD	W	1/0	3	2	0.0	0	0	0	0	36	50%
Nov 17	KC	W	1/0	3	1	0.5	0	2	0	0	35	45%
Nov 24	at NE	L	1/0	1	1	0.0	0	0	0	0	16	18%
Dec 1	at KC	W	1/1	2	2	0.0	0	0	1	0	57	79%
Dec 8	Ten	W	1/1	4	4	1.0	0	0	0	0	40	80%
Dec 12	SD	L	1/1	3	3	0.0	0	0	0	0	53	74%
Dec 22	at Hou	W	1/1	5	4	0.0	0	0	0	0	47	70%
Dec 29	at Oak	W	1/1	4	4	1.0	0	0	0	0	38	62%
Totals			16/5	42	30	6.0	0	4	1	0	591	52%
PLAYOFFS												
Jan 12	SD	W	1/1	3	3	1.0	0	0	0	0	38	75%
Jan 19	NE	W	1/1	0	0	0.0	0	1	0	0	40	68%
Feb 2	Sea	L	1/1	5	4	0.0	0	1	0	0	45	75%
Totals			3/3	8	7	1.0	0	2	0	0	123	72%

2012 GAME-BY-GAME STATISTICS (DEN)

Date	Opp		GP/S	Tot	Solo	Sk	Int	PD	FF	FR	Snap	Pct
Sep 9	Pit	W	0/0	INACTIVE								
Sep 17	at Atl	L	1/0	0	0	0.0	0	0	0	0	7	10%
Sep 23	Hou	L	1/0	1	1	0.0	0	0	0	0	8	12%
Sep 30	Oak	W	1/0	0	0	0.0	0	0	0	0	2	4%
Oct 7	at NE	L	1/0	1	1	0.0	0	0	0	0	5	5%
Oct 15	at SD	W	0/0	INACTIVE								
Oct 28	NO	W	1/0	0	0	0.0	0	0	0	0	2	3%
Nov 4	at Cin	W	1/0	0	0	0.0	0	0	0	0	6	8%
Nov 11	at Car	W	1/0	1	1	0.0	0	0	0	0	19	27%
Nov 18	SD	W	1/0	0	0	0.0	0	0	0	0	13	19%
Nov 25	at KC	W	1/0	0	0	0.0	0	0	0	0	0	0%
Dec 2	TB	W	1/0	0	0	0.0	0	0	0	0	20	30%
Dec 6	at Oak	W	1/0	0	0	0.0	0	0	0	0	6	12%
Dec 16	at Bal	W	1/0	0	0	0.0	0	0	0	0	2	3%
Dec 23	Cle	W	1/0	1	0	0.0	0	0	0	0	10	16%
Dec 30	KC	W	1/0	1	0	0.0	0	0	0	0	13	26%
Totals			14/0	5	3	0.0	0	0	0	0	113	11%
PLAYOFFS												
Jan 12	Bal	L	1/0	0	0	0.0	0	0	0	0	3	4%
Totals			1/0	0	0	0.0	0	0	0	0	3	4%



5-10 | 195 **2nd Year**

DOB: April 29, 1996 (Age 24)

**Edwardsville,
Illinois**



**Edwardsville
High School**



Southern Illinois

UDFA ('18) by

Minnesota

Acquired: FA-19

SEASON HIGHLIGHTS

2019 - PHILADELPHIA (14/1, 1/0)

- ▶ Ranked 2nd on the Eagles with a career-high 12 special teams tackles while also playing the 5th-most special teams snaps (237, 52%). Added 6 tackles (5 solo) and 2 PDs in 69 defensive snaps (7%)
- ▶ With the Eagles holding a 34-27 lead with 0:28 remaining at GB (9/26/19) and the Packers facing a second-and-goal at the PHI 3, deflected an **Aaron Rodgers** pass intended for WR **Marquez Valdes-Scantling** that resulted in a game-clinching INT by **Nigel Bradham**. His game-saving played happened on just the 3rd defensive snap of his career

COLLEGE HIGHLIGHTS

- ▶ Played at Southern Illinois as a junior (2016) and senior (2017) after beginning his collegiate career at the University of Minnesota
- ▶ Named to the Missouri Valley Football Conference All-Newcomer Team in 2016 after finishing the season ranked second in the conference in PDs per game

In his first season with the Eagles in 2019, **Craig James** ranked 2nd on the team with a career-high 12 special teams tackles and appeared in the 5th-most special teams snaps (237, 52%). James originally entered the NFL as an undrafted free agent with the Vikings following a two-year collegiate career at Southern Illinois (transferred from the University of Minnesota).

SPECIAL TEAMS TACKLES

EAGLES PLAYERS IN 2019

T.J. Edwards	14
Craig James*	12
Duke Riley	10
Alex Singleton	8
Nathan Gerry	8

** Career high*

BIRDSEED

James attended Edwardsville (IL) High School and was named a three-star recruit by ESPN, Rivals, Scout and 247Sports. He is the son of Pamela James and has one brother, Cameron.

@kid_james1

**JAMES RANKED 5TH
ON THE EAGLES IN
SPECIAL TEAMS SNAPS
(237, 52%) IN 2019.**

TRANSACTIONS

2016	Signed by MIN as undrafted free agent
9/1/18	Waived/injured by MIN
10/16/18	Signed by MIN to practice squad
11/27/18	Signed by MIN from practice squad to active roster
8/31/19	Waived by MIN
9/3/19	Signed by PHI to practice squad
9/11/19	Signed by PHI from practice squad to active roster
9/17/19	Waived by PHI
9/18/19	Signed by PHI to practice squad
9/24/19	Signed by PHI from practice squad to active roster



CAREER STATISTICS

Year	Team	GP/S	TACKLES					PASS DEFENSE						FUMBLES			DEF SNAPS	
			Total	Solo	Asst	TFL	Sacks	Int	Yds	Lg	TD	PD	QPH	FF	FR	Yds	No	Pct
2018	Minnesota	3/0	0	0	0	0	0.0	0	0	--	0	0	0	0	0	0	0	0%
2019	Philadelphia	14/1	6	5	1	0	0.0	0	0	--	0	2	0	0	0	0	69	7%
Totals		17/1	6	5	1	0	0.0	0	0	--	0	2	0	0	0	0	---	---

PLAYOFFS

2019	Philadelphia	1/0	0	0	0	0	0.0	0	0	--	0	0	0	0	0	0	0	0%
Totals		1/0	0	0	0	0	0.0	0	0	--	0	0	0	0	0	0	---	---

ADDITIONAL STATISTICS

Special Teams Tackles: 12 - 2019 (12) Postseason Special Teams Tackles: 1 - 2019 (1)

CAREER HIGHS

Tackles	3	10/6/19 vs. NYJ
Sacks	--	---
INTs	--	---
PDs	1	2x, last: 10/6/19 vs. NYJ
FFs	--	---
FRs	--	---



2019 GAME-BY-GAME STATISTICS (PHI)

Date	Opp	GP/S	Tot	Solo	Sk	Int	PD	FF	FR	Snaps	Pct
Sep 8	Was	W	---	EAGLES PRACTICE SQUAD							
Sep 15	at Atl	L	1/0	0	0	0.0	0	0	0	1	2%
Sep 22	Det	L	---	EAGLES PRACTICE SQUAD							
Sep 26	at GB	W	1/0	0	0	0.0	0	1	0	2	3%
Oct 6	NYJ	W	1/1	3	2	0.0	0	1	0	57	97%
Oct 13	at Min	L	1/0	2	2	0.0	0	0	0	5	7%
Oct 20	at Dal	L	1/0	1	1	0.0	0	0	0	4	6%
Oct 27	at Buf	W	1/0	0	0	0.0	0	0	0	0	0%
Nov 3	Chi	W	1/0	0	0	0.0	0	0	0	0	0%
Nov 17	NE	L	1/0	0	0	0.0	0	0	0	0	0%
Nov 24	Sea	L	1/0	0	0	0.0	0	0	0	0	0%
Dec 1	at Mia	L	1/0	0	0	0.0	0	0	0	0	0%
Dec 9	NYG	W	1/0	0	0	0.0	0	0	0	0	0%
Dec 15	at Was	W	1/0	0	0	0.0	0	0	0	0	0%
Dec 22	Dal	W	1/0	0	0	0.0	0	0	0	0	0%
Dec 29	at NYG	W	1/0	0	0	0.0	0	0	0	0	0%
Totals		14/1	6	5	0.0	0	2	0	0	69	7%

PLAYOFFS

Jan 5	Sea	L	1/0	0	0	0.0	0	0	0	0	0%
Totals		1/0	0	0	0.0	0	0	0	0	0	0%

2018 GAME-BY-GAME STATISTICS (MIN)

Date	Opp	GP/S	Tot	Solo	Sk	Int	PD	FF	FR	Snaps	Pct
NOT ON NFL ROSTER											
NOT ON NFL ROSTER											
NOT ON NFL ROSTER											
NOT ON NFL ROSTER											
NOT ON NFL ROSTER											
NOT ON NFL ROSTER											
Oct 21	at NYJ	W	---	VIKINGS PRACTICE SQUAD							
Oct 28	NO	L	---	VIKINGS PRACTICE SQUAD							
Nov 4	Det	W	---	VIKINGS PRACTICE SQUAD							
Nov 18	at Chi	L	---	VIKINGS PRACTICE SQUAD							
Nov 25	GB	W	---	VIKINGS PRACTICE SQUAD							
Dec 2	at NE	L	1/0	0	0	0.0	0	0	0	0	0%
Dec 10	at Sea	L	1/0	0	0	0.0	0	0	0	0	0%
Dec 16	Mia	W	0/0	INACTIVE							
Dec 23	at Det	W	0/0	INACTIVE							
Dec 30	Chi	L	1/0	0	0	0.0	0	0	0	0	0%
Totals		3/0	0	0	0.0	0	0	0	0	0	0%



6-3 | 218 9th Year

DOB: Feb. 14, 1990 (Age 30)

St. Matthews,
South CarolinaCalhoun County
High SchoolSouth Carolina
D2-12 (45th overall)
by Chicago
Acquired: FA-Chi-17**THREE-STEP DROP****First job:** Doing inventory at a kids store at the mall**Desired talent:** Ability to sing**If he could play another sport, what position/team:** Point guard or shooting guard, Chicago Bulls**Best player he ever lined up against:**
"Myself, because you have to beat yourself first before you do anything else."**Player he models his game after:**
Randy Moss**Favorite movie:** *Friday***Favorite TV shows:**
Power and *Game of Thrones***Favorite meal:** Lasagna**Three favorite throwback jerseys:**
Michael Jordan, Chicago Bulls;
Penny Hardaway, Orlando Magic;
Kobe Bryant, Los Angeles Lakers

A Pro Bowl wide receiver, **Alshon Jeffery** has caught the 5th-most red zone TDs (17) in the NFL since joining Philadelphia as a free agent signing in 2017. Jeffery also produced team postseason records in receiving yards (219) and receiving TDs (3) during the Eagles' Super Bowl LII-winning playoff run.

RED ZONE RECEIVING TDs
NFL PLAYERS SINCE 2017

Davante Adams (GB)	22
Zach Ertz (Phi.)	20
Michael Thomas (NO)	20
DeAndre Hopkins (Hou.)	19
Alshon Jeffery (Phi.)	17

BIRDSEED

Jeffery prepped at Calhoun County (SC) High School, where he was named first-team all-state as a DB. As a senior, he caught 35 passes for 740 yards and 14 TDs, averaged 65 yards on kickoff returns and 35 yards on punt returns with 3 TDs and totaled 50 tackles on defense. Jeffery was also a standout basketball player and helped lead Calhoun County to four state titles.

@TheWorldof_AJ

CAREER HIGHLIGHTS

- ▶ Led the Eagles with team postseason records in receiving yards (219) and receiving TDs (3) during their **Super Bowl LII**-winning playoff run in 2017. Caught the first TD of **Super Bowl LII** (2/4/18 at NE), a 34-yard pass from QB **Nick Foles** that gave Philadelphia a 9-3 lead in the first quarter
- ▶ Earned his first **Pro Bowl** honor and was named PFWA's Most Improved Player after producing career highs in receptions (89) and receiving yards (1,421) with Chicago in 2013

NOTES TO KNOW

- ▶ Has produced the 5th-most red zone receiving TDs (17) in the NFL since 2017, trailing only **Davante Adams** (22), **Zach Ertz** (20), **Michael Thomas** (20) and **DeAndre Hopkins** (19)



CAREER STATISTICS

Year	Team	GP/S	RECEIVING					OFF SNAPS	
			Rec	Yds	Avg	Lg	TD	No	Pct
2012	Chicago	10/6	24	367	15.3	55	3	431	41%
2013	Chicago	16/14	89	1,421	16.0	80t	7	963	91%
2014	Chicago	16/16	85	1,133	13.3	74	10	957	90%
2015	Chicago	9/8	54	807	14.9	50	4	502	46%
2016	Chicago	12/12	52	821	15.8	54	2	692	69%
2017	Philadelphia	16/16	57	789	13.8	53t	9	927	82%
2018	Philadelphia	13/13	65	843	13.0	52	6	770	71%
2019	Philadelphia	10/10	43	490	11.4	38	4	503	43%
Totals		102/95	469	6,671	14.2	80t	45	---	---

PLAYOFFS

2017	Philadelphia	3/3	12	219	18.3	53t	3	184	89%
2018	Philadelphia	2/2	11	145	13.2	30	0	111	93%
2019	Philadelphia	0/0	INJURED RESERVE (FOOT) (12/12/19)						
Totals		5/5	23	364	15.8	53t	3	---	---

ADDITIONAL STATISTICS

Fumbles/Lost: 6/1 - 2018 (1/0), 2015 (1/0), 2014 (1/0), 2013 (3/1)

Rushing: 23-140-1 - 2019 (1-2-1), 2014 (6-33), 2013 (16-105)

2-Point Conversions: 4 (all receiving) - 2017 (3), 2013 (1)

Pass Defended: 1 - 10/29/17 vs. SF



SEASON HIGHLIGHTS

2019 - PHILADELPHIA (10/10, 0/0)

- ▶ Finished the season leading all Eagles WRs in receptions (43), receiving yards (490) and receiving TDs (4)
- ▶ Posted 5 receptions for 49 yards and 1 TD and added his first career rushing TD in the 32-27 win vs. Was. (9/18/19). Became the first Eagles WR to record a receiving TD and rushing TD in the same game since **DeSean Jackson** on 10/17/10 at Atlanta

2018 - PHILADELPHIA (13/13, 2/2)

- ▶ Led all Eagles WRs in receptions (65), receiving yards (843) and receiving TDs (6) and produced a career-high catch rate (70.7%), despite missing the first 3 games of the season
- ▶ Recorded 8 catches for a season-high 160 yards (20.0 avg.) in the 30-23 win at LAR (12/16/18). His 160 receiving yards are his most as an Eagle and the 3rd-most of his career overall

2017 - PHILADELPHIA (16/16, 3/3)

- ▶ Set team postseason records in receiving yards (219) and receiving TDs (3) during the Eagles' **Super Bowl LII**-winning playoff run
- ▶ Caught the first TD of **Super Bowl LII** (2/4/18 at NE), a 34-yard pass from QB **Nick Foles** that gave Philadelphia a 9-3 lead in the first quarter. Became the first Eagle with multiple 30+ yard TD catches in the same postseason since **Fred Barnett** in 1992
- ▶ Totaled 85 receiving yards and 2 TDs in the NFC Championship vs. Min. (1/21/18). Became just the fifth player in franchise history to record 2+ receiving TDs in a playoff game, joining **Brent Celek** (1/18/09 at Ari.), **Chad Lewis** (1/23/05 vs. Atl.), **Fred Barnett** (1/3/93 at NO) and **Harold Carmichael** (12/23/79 vs. Chi.)
- ▶ Produced a team-leading 9 receiving TDs in the regular season. Also ranked 2nd on the Eagles' offense in receiving yards (789), trailing only **Zach Ertz** (824)





2019 GAME-BY-GAME STATISTICS (PHI)

Date	Opp	GP/S	RECEIVING					SNAPS	
			Rec	Yds	Avg	Lg	TD	No	Pct
Sep 8	Was	W 1/1	5	49	9.8	16	1	59	80%
Sep 15	at Atl	L 1/1	0	0	---	--	0	6	7%
Sep 22	Det	L 0/0	INACTIVE (CALF)						
Sep 26	at GB	W 1/1	3	38	12.7	16	1	50	81%
Oct 6	NYJ	W 1/1	6	52	8.7	13	0	63	93%
Oct 13	at Min	L 1/1	10	76	7.6	26	1	62	95%
Oct 20	at Dal	L 1/1	2	38	19.0	30	0	57	93%
Oct 27	at Buf	W 1/1	4	64	16.0	38	0	52	71%
Nov 3	Chi	W 1/1	4	36	9.0	13	0	70	79%
Nov 17	NE	L 0/0	INACTIVE (ANKLE)						
Nov 24	Sea	L 0/0	INACTIVE (ANKLE)						
Dec 1	at Mia	L 1/1	9	137	15.2	27	1	64	90%
Dec 9	NYG	W 1/1	0	0	---	--	0	20	22%
Dec 15	at Was	W 0/0	INJURED RESERVE (FOOT)						
Dec 22	Dal	W 0/0	INJURED RESERVE (FOOT)						
Dec 29	at NYG	W 0/0	INJURED RESERVE (FOOT)						
Totals		10/10	43	490	11.4	38	4	503	43%
PLAYOFFS									
Jan 5	Sea	L 0/0	INJURED RESERVE (FOOT)						
Totals		0/0	0	0	---	--	0	0	0%

2018 GAME-BY-GAME STATISTICS (PHI)

Date	Opp	GP/S	RECEIVING					SNAPS	
			Rec	Yds	Avg	Lg	TD	No	Pct
Sep 6	Atl	W 0/0	INACTIVE (SHOULDER)						
Sep 16	at TB	L 0/0	INACTIVE (SHOULDER)						
Sep 23	Ind	W 0/0	INACTIVE (SHOULDER)						
Sep 30	at Ten	L 1/1	8	105	13.1	31	1	65	21%
Oct 7	Min	L 1/1	2	39	19.5	31	0	54	92%
Oct 11	at NYG	W 1/1	8	74	9.3	17	2	59	83%
Oct 21	Car	L 1/1	7	88	12.6	29	1	64	96%
Oct 28	at Jax	W 1/1	4	35	8.8	13	0	54	87%
Nov 11	Dal	L 1/1	4	48	12.0	17	0	60	97%
Nov 18	at NO	L 1/1	4	33	8.3	12	0	51	100%
Nov 25	NYG	W 1/1	3	39	13.0	21	0	64	98%
Dec 3	Was	W 1/1	3	31	10.3	16	0	66	88%
Dec 9	at Dal	L 1/1	6	50	8.3	12	1	51	98%
Dec 16	at LAR	W 1/1	8	160	20.0	50	0	64	100%
Dec 23	Hou	W 1/1	3	82	27.3	52	0	61	74%
Dec 30	at Was	W 1/1	5	59	11.8	19	1	57	80%
Totals		13/13	65	843	13.0	52	6	770	71%
PLAYOFFS									
Jan 6	at Chi	W 1/1	6	82	13.7	30	0	66	97%
Jan 13	at NO	L 1/1	5	63	12.6	30	0	45	88%
Totals		2/2	11	145	13.2	30	0	111	93%

SEASON HIGHLIGHTS (Continued)

2016 - CHICAGO (12/12)

- ▶ Led the Bears in yards per reception (15.8) and receiving yards per game (68.4) (min. 40 receptions)

2015 - CHICAGO (9/8)

- ▶ Tallied 54 catches for a team-high 807 yards and 4 TDs
- ▶ Registered 4 games with 100+ receiving yards: 107 yards on 12/13/15 vs. Washington, 151 yards on 11/9/15 at San Diego, 116 yards on 11/1/15 vs. Minnesota, 147 yards on 10/18/15 at Detroit. His 3 consecutive games with 100+ receiving yards tied for the longest streak in Bears history

2014 - CHICAGO (16/16)

- ▶ Recorded his second consecutive season with 1,000+ receiving yards after leading the Bears with 1,133 yards and a career-high 10 TDs on 85 receptions (13.3 avg.)
- ▶ Caught TDs in 6 straight games from 11/16/14-12/14/14. Is one of three players in Chicago history to accomplish the feat

2013 - CHICAGO (16/14)

- ▶ Earned his first **Pro Bowl** honor and was named PFWA's Most Improved Player after producing career highs in receptions (89) and receiving yards (1,421) with Chicago
- ▶ Became just the eighth player in NFL history to record multiple games with 200+ receiving yards (249 yards on 12/1/13 at Minnesota, 218 yards on 10/6/13 vs. New Orleans)

2012 - CHICAGO (10/6)

- ▶ Posted 24 receptions for 367 yards and 3 TDs as a rookie



TOP 10: RECEIVING YARDS

Date	Opponent	Yds
12/1/13	at Minnesota Vikings (L, 20-23)	249
10/6/13	vs. New Orleans Saints (L, 18-26)	218
12/23/18	at Los Angeles Rams (W, 30-23)	160
11/9/15	at San Diego Chargers (W, 22-19)	151
10/18/15	at Detroit Lions (L, 34-37)	147
12/1/19	at Miami Dolphins (L, 31-37)	137
10/12/14	at Atlanta Falcons (W, 27-13)	136
11/16/14	vs. Minnesota Vikings (W, 21-13)	135
11/1/15	vs. Minnesota Vikings (L, 20-23)	116
11/10/13	vs. Detroit Lions (L, 19-21)	114


2017 GAME-BY-GAME STATISTICS (PHI)

				RECEIVING					SNAPS	
Date	Opp		GP/S	Rec	Yds	Avg	Lg	TD	No	Pct
Sep 10	at Was	W	1/1	3	38	12.7	24	0	60	88%
Sep 17	at KC	L	1/1	7	92	13.1	18	1	61	85%
Sep 24	NYG	W	1/1	4	56	14.0	19	0	67	88%
Oct 1	at LAC	W	1/1	3	29	9.7	13	1	68	86%
Oct 8	Ari	W	1/1	3	31	10.3	16	0	53	79%
Oct 12	at Car	W	1/1	4	71	17.8	37	0	56	90%
Oct 23	Was	W	1/1	2	37	18.5	24	0	53	82%
Oct 29	SF	W	1/1	2	62	31.0	53t	1	48	69%
Nov 5	Den	W	1/1	6	84	14.0	32t	2	49	71%
Nov 19	at Dal	W	1/1	4	67	16.8	22	1	47	73%
Nov 26	Chi	W	1/1	5	52	10.4	16	1	67	86%
Dec 3	at Sea	L	1/1	4	61	15.3	23	0	70	93%
Dec 10	at LAR	W	1/1	5	52	10.4	15	1	86	95%
Dec 17	at NYG	W	1/1	4	49	12.3	19	1	61	90%
Dec 25	Oak	W	1/1	0	0	---	--	0	63	93%
Dec 31	Dal	L	1/1	1	8	8.0	8	0	18	31%
Totals			16/16	57	789	13.8	53t	9	927	82%
PLAYOFFS										
Jan 13	Atl	W	1/1	4	61	15.3	21	0	56	84%
Jan 21	Min	W	1/1	5	85	17.0	53t	2	59	91%
Feb 4	at NE	W	1/1	3	73	24.3	34t	1	69	92%
Totals			3/3	12	219	18.3	53t	3	184	89%

2016 GAME-BY-GAME STATISTICS (CHI)

				RECEIVING					SNAPS	
Date	Opp		GP/S	Rec	Yds	Avg	Lg	TD	No	Pct
Sep 11	at Hou	L	1/1	4	105	26.3	54	0	53	95%
Sep 19	Phi	L	1/1	5	96	19.2	49	0	50	96%
Sep 25	at Dal	L	1/1	5	70	14.0	22	0	65	100%
Oct 2	Det	W	1/1	3	46	15.3	22	0	56	81%
Oct 9	at Ind	L	1/1	5	77	15.4	38	0	61	92%
Oct 16	Jax	L	1/1	7	93	13.3	26	0	74	93%
Oct 20	at GB	L	1/1	3	33	11.0	11	0	45	94%
Oct 31	Min	W	1/1	4	63	15.8	34	1	57	93%
Nov 13	at TB	L	1/1	4	47	11.8	16	0	55	98%
Nov 20	at NYG	L	0/0	SUSPENDED BY NFL						
Nov 27	Ten	L	0/0	SUSPENDED BY NFL						
Dec 4	SF	W	0/0	SUSPENDED BY NFL						
Dec 11	at Det	L	0/0	SUSPENDED BY NFL						
Dec 18	GB	L	1/1	6	89	14.8	27	1	61	92%
Dec 24	Was	L	1/1	5	92	18.4	37	0	66	96%
Jan 1	at Min	L	1/1	1	10	10.0	10	0	49	82%
Totals			12/12	52	821	15.8	54	2	692	69%


COLLEGE HIGHLIGHTS

- ▶ Played in 39 career games at South Carolina (2009-11), finishing with 183 receptions (2nd in school history) for 3,042 yards (1st in school history and 2nd in SEC history) and 23 TDs (tied for 1st in school history)
- ▶ Named second-team All-SEC as a junior in 2011. Selected as a Biletnikoff Award finalist and unanimous first-team All-SEC honoree as a sophomore in 2010. Earned Freshman All-America and first-team SEC All-Freshman honors in 2009

TRANSACTIONS

2012	Drafted by CHI in 2nd round (45th overall) <i>Signed 4-year contract</i>
12/30/15	Placed on Injured Reserve (hamstring)
2/29/16	Designated franchise player by CHI
3/8/16	Re-signed by CHI to 1-year franchise tender
11/14/16	Suspended by NFL for 4 games
12/12/16	Activated from Reserve/Suspended List
3/10/17	Signed by PHI to 1-year contract
12/2/17	Signed by PHI to 4-year contract extension
7/26/18	Placed on Active/PUP List (shoulder)
9/1/18	Activated from PUP List (shoulder)
9/7/19	Agreed to terms with PHI on restructured contract
12/12/19	Placed on Injured Reserve (foot)
7/28/20	Placed on Active/PUP List

MULTI-TOUCHDOWN GAMES (6)

Date	Opponent	TDs
9/8/19	vs. Washington (W, 32-27)	2
10/11/18	at New York Giants (W, 34-13)	2
1/21/18	vs. Minnesota Vikings (Conf.) (W, 38-7)	2
11/5/17	vs. Denver Broncos (W, 51-23)	2
11/27/14	at Detroit Lions (L, 17-34)	2
12/1/13	at Minnesota Vikings (L, 20-23)	2


2015 GAME-BY-GAME STATISTICS (CHI)

				RECEIVING					SNAPS	
Date	Opp		GP/S	Rec	Yds	Avg	Lg	TD	No	Pct
Sep 13	GB	L	1/0	5	78	15.6	25	0	56	77%
Sep 20	Ari	L	0/0	INACTIVE (CALF, HAMSTRING)						
Sep 27	at Sea	L	0/0	INACTIVE (HAMSTRING)						
Oct 4	Oak	W	0/0	INACTIVE (HAMSTRING)						
Oct 11	at KC	W	0/0	INACTIVE (HAMSTRING)						
Oct 18	at Det	L	1/1	8	147	18.4	45	1	69	86%
Nov 1	Min	L	1/1	10	116	11.6	28	1	58	95%
Nov 9	at SD	W	1/1	10	151	15.1	47	0	63	88%
Nov 15	at StL	W	1/1	3	23	7.7	10	0	35	54%
Nov 22	Den	L	0/0	INACTIVE (GROIN)						
Nov 26	at GB	W	1/1	7	90	12.9	22	0	60	90%
Dec 6	SF	L	1/1	4	85	21.3	31	0	75	96%
Dec 13	Was	L	1/1	6	107	17.8	50	1	56	95%
Dec 20	at Min	L	1/1	1	10	10.0	10t	1	30	47%
Dec 27	at TB	W	0/0	INACTIVE (HAMSTRING)						
Jan 3	Det	L	0/0	INJURED RESERVE (HAMSTRING)						
Totals			9/8	54	807	14.9	50	4	502	46%

2014 GAME-BY-GAME STATISTICS (CHI)

				RECEIVING					SNAPS	
Date	Opp		GP/S	Rec	Yds	Avg	Lg	TD	No	Pct
Sep 7	Buf	L	1/1	5	71	14.2	44	0	36	49%
Sep 14	at SF	W	1/1	3	47	15.7	29	0	54	92%
Sep 22	at NYJ	W	1/1	8	105	13.1	42	0	61	92%
Sep 28	GB	L	1/1	4	39	9.8	13	1	64	82%
Oct 5	at Car	L	1/1	6	97	16.2	31	1	63	98%
Oct 12	at Atl	W	1/1	5	136	27.2	74	0	68	93%
Oct 19	Mia	L	1/1	2	9	4.5	5	0	51	96%
Oct 26	at NE	L	1/1	5	59	11.8	22	1	68	99%
Nov 9	at GB	L	1/1	6	63	10.5	22	0	65	93%
Nov 16	Min	W	1/1	11	135	12.3	34	1	74	96%
Nov 23	TB	W	1/1	3	22	7.3	16	1	54	95%
Nov 27	at Det	L	1/1	9	71	7.9	26	2	50	78%
Dec 4	Dal	L	1/1	6	95	15.8	27t	1	66	96%
Dec 15	NO	L	1/1	4	78	19.5	35	1	60	100%
Dec 21	Det	L	1/1	6	72	12.0	20t	1	63	98%
Dec 28	at Min	L	1/1	2	34	17.0	19	0	60	98%
Totals			16/16	85	1133	13.3	74	10	957	90%

2013 GAME-BY-GAME STATISTICS (CHI)

				RECEIVING					SNAPS	
Date	Opp		GP/S	Rec	Yds	Avg	Lg	TD	No	Pct
Sep 8	Cin	W	1/0	5	42	8.4	18	0	56	88%
Sep 15	Min	W	1/1	1	11	11.0	11	0	61	91%
Sep 22	at Pit	W	1/1	7	51	7.3	9	0	42	68%
Sep 29	at Det	L	1/1	5	107	21.4	44	1	70	97%
Oct 6	NO	L	1/1	10	218	21.8	58	1	53	95%
Oct 10	NYG	W	1/1	1	27	27.0	27	0	56	82%
Oct 20	at Was	L	1/1	4	105	26.3	35	0	49	89%
Nov 4	at GB	W	1/1	5	60	12.0	16	1	73	95%
Nov 10	Det	L	1/1	9	114	12.7	18	0	72	96%
Nov 17	Bal	W	1/1	7	83	11.9	18	0	61	98%
Nov 24	at StL	L	1/0	4	42	10.5	18	0	70	89%
Dec 1	at Min	L	1/1	12	249	20.8	80t	2	64	96%
Dec 9	Dal	W	1/1	5	84	16.8	26	1	69	96%
Dec 15	at Cle	W	1/1	5	72	14.4	45t	1	64	96%
Dec 22	at Phi	L	1/1	6	76	12.7	21	0	53	82%
Dec 29	GB	L	1/1	3	80	26.7	67	0	50	100%
Totals			16/14	89	1421	16.0	80t	7	963	91%

2012 GAME-BY-GAME STATISTICS (CHI)

				RECEIVING					SNAPS	
Date	Opp		GP/S	Rec	Yds	Avg	Lg	TD	No	Pct
Sep 9	Ind	W	1/0	3	80	26.7	42t	1	41	54%
Sep 13	at GB	L	1/0	1	7	7.0	7	0	37	62%
Sep 23	StL	W	1/1	5	45	9.0	10	0	51	74%
Oct 1	at Dal	W	1/0	3	32	10.7	16	0	41	75%
Oct 7	at Jax	W	1/1	2	20	10.0	10t	1	44	59%
Oct 22	Det	W	0/0	INACTIVE (HAND)						
Oct 28	Car	W	0/0	INACTIVE (HAND)						
Nov 4	at Ten	W	0/0	INACTIVE (HAND)						
Nov 11	Hou	L	0/0	INACTIVE (HAND)						
Nov 19	at SF	L	1/0	2	15	7.5	9	0	26	44%
Nov 25	Min	W	0/0	INACTIVE (KNEE)						
Dec 2	Sea	L	0/0	INACTIVE (KNEE)						
Dec 9	at Min	L	1/1	3	57	19.0	30	1	57	73%
Dec 16	GB	L	1/1	0	0	---	--	0	43	80%
Dec 23	at Ari	W	1/1	1	35	35.0	35	0	38	62%
Dec 30	at Det	W	1/1	4	76	19.0	55	0	53	77%
Totals			10/6	24	367	15.3	55	3	431	41%



6-6 | 317  **8th Year**

DOB: May 8, 1990 (Age 30)



Oklahoma
D1-13 (4th overall)
by Philadelphia

THREE-STEP DROP

First job: Grave digger
in high school

Hobbies: Hunting and fishing

Biggest pet peeve: Drivers that take
a long time to make a turn

**If he could play another sport,
what position/team:** Small forward,
Houston Rockets

Favorite movie: *Forrest Gump*

Favorite TV show: *Impractical Jokers*

**Favorite teams/athletes
growing up:** Houston Rockets,
Green Bay Packers & Brett Favre

Three favorite throwback jerseys:
Hakeem Olajuwon, Houston
Rockets; Michael Vick, Atlanta
Falcons; Bo Jackson, Los
Angeles Raiders

AP
2017



2017

Lane Johnson was originally selected by the Eagles with the No. 4-overall pick in the 2013 NFL Draft. One of the league's top offensive tackles, Johnson is a three-time Pro Bowler (2018, 2019 and 2020) and was named first-team All-Pro following the 2017 season, when he played a vital role on Philadelphia's Super Bowl LII-winning offensive line.



CAREER HIGHLIGHTS

- ▶ Is a three-time **Pro Bowl** (2018, 2019 and 2020) selection and was also named first-team **All-Pro** following the 2017 season, when he played a vital role on the Eagles' **Super Bowl LII**-winning offensive line
- ▶ In 2017, helped the Eagles rank 3rd in the NFL in offensive points (414, tied) and rushing offense (132.2) and 7th in total offense (365.8)
- ▶ Started all 16 games in 2015, opening 14 contests at RT and his first 2 career starts at LT at Dal. (11/8/15) and vs. Mia. (11/15/15)
- ▶ Opened 12 contests at RT in 2014, helping pave the way for the NFL's 3rd-leading rusher, **LeSean McCoy** (1,319 yards). Allowed just 1.0 sack
- ▶ In 2013, helped the Eagles set then-team records in points (442) and total yards (6,676). Was part of an offensive line that blocked for the NFL's leading rusher, **LeSean McCoy** (team-record 1,607 yards)
- ▶ Made his NFL debut at Was. (9/9/13). Became the first Eagles rookie to start at tackle on opening day since **John Welborn** in 1999

COLLEGE HIGHLIGHTS

- ▶ As a senior in 2012, started 11 games at LT and garnered third-team All-America accolades from *CBSSports.com* and second-team All-Big 12 honors from the league's coaches





LIFE IN THE FAST LANE

Johnson did not start playing football until the 7th grade when he was a quarterback for his middle school team in Coldspring, TX. He earned all-state honors as a QB in high school, but did not receive a scholarship offer.

He began his college career at Kilgore (TX) College, where, at 202 pounds, he quarterbacked the Rangers in 2008. After transferring to Oklahoma as a tight end in 2009, he redshirted for one year before playing TE and DE in 2010.

He finally settled in as a right tackle in 2011 before moving to the left side in 2012.

MOTHER'S INFLUENCE

Johnson credits his mother, Ray Ann, for helping him get to where he is today. Ray Ann has a degree in criminal justice and works as a social worker with death-row inmates at a prison in Riverside, TX. Lane was proud to purchase his mother a new home in 2014.

"She was a single mother and she raised me by herself. She didn't have a lot, but she made sure I was happy."

FAMILY TIES

Johnson leans on the advice of his father-in-law, **John Goodman**, who played defensive line for the Pittsburgh Steelers from 1981-85.

"He's been a mentor to me. He's been in my shoes - been there, done that. He's taught me how to best work through adversity and the tough times."

SMALL-TOWN ROOTS

Johnson's graduating class from Groveton High School consisted of just 35 students. In fact, Groveton's listed population in 2010 was just 1,057.

Johnson played quarterback and safety at Groveton, where he was an all-region and honorable mention all-state selection. Johnson also lettered in track and field, as he placed 4th in the shot put at the state's track championships.

Johnson was also a member of Groveton's baseball and basketball teams.

BIRDSEED

Johnson and his wife, Chelsea, reside in Edmond, OK. They have two sons, Jace and Channing; a daughter, Journey Lane; and a dog, Mox. Johnson majored in human relations at Oklahoma.

🐦 @LaneJohnson65 📷 @lanejohnson65

CAREER STATISTICS

Year	Team	GP/S	STARTS		OFF SNAPS	
			LT	RT	No	Pct
2013	Philadelphia	16/16	0	16	1102	100%
2014	Philadelphia	12/12	0	12	889	76%
2015	Philadelphia	16/16	2	14	1156	100%
2016	Philadelphia	6/6	0	6	407	36%
2017	Philadelphia	15/15	0	15	964	85%
2018	Philadelphia	15/15	0	15	962	88%
2019	Philadelphia	12/12	0	12	773	65%
Totals		92/92	2	90	---	---

PLAYOFFS						
2013	Philadelphia	1/1	0	1	58	100%
2017	Philadelphia	3/3	0	3	207	100%
2018	Philadelphia	2/2	0	2	119	100%
2019	Philadelphia	0/0	0	0	0	0%
Totals		6/6	0	6	---	---



COLLEGE HIGHLIGHTS (Continued)

- ▶ Anchored a Sooner offense that ranked 12th in the nation with 497.9 total yards per game and posted a team-best 123 knock-downs. Led the Big 12 with 19 TD-resulting blocks
- ▶ Started 12 games at RT as a junior in 2011 as the Sooners ranked 10th in the nation in scoring (39.5 ppg), 5th in offense (512.3 ypg) and 5th in passing (349.4 ypg), while allowing the 7th-fewest sacks in the nation (11)
- ▶ Began his sophomore season in 2010 as a TE before converting to the defensive line
- ▶ Was a two-time Academic All-Big 12 first-team honoree
- ▶ Redshirted in 2009 after transferring from Kilgore (TX)
- ▶ Appeared in 9 games as a reserve QB at Kilgore, completing 32 of 61 passes for 510 yards, 3 TDs and 7 INTs, while adding 24 yards and 1 TD on 17 carries

TRANSACTIONS

2013	Drafted by PHI in 1st round (4th overall) <i>Signed 4-year contract</i>
7/23/14	Suspended by NFL for 4 games
9/29/14	Activated from reserve/suspended list
1/29/16	Signed 6-year contract through 2021
10/11/16	Suspended by NFL for 10 games
12/20/16	Activated from reserve/suspended list
11/29/19	Signed by PHI to 4-year contract extension
7/29/20	Placed on Reserve/COVID-19 List



5-11 | 194  **3rd Year**

DOB: Feb. 24, 1992 (Age 28)

**Geelong,
Australia**

**St. Joseph's
College**



Ohio State
UDFA ('17) by
Philadelphia
Acquired: FA-18

BIRDSEED

In 2010, Johnston was drafted by the Melbourne Demons of the Australian Football League with the 52nd selection in the NAB Rookie Draft. Although he never played in a game for Melbourne, he made 6 appearances for the Casey Scorpions, a reserve squad for Melbourne which competes in the Victorian Football League.

Johnston trained at Prokick Australia in Melbourne, where he worked with founder Nathan Chapman to hone his craft in order to make the transition to American football.

 @Cam_Johnston  @camjohnston

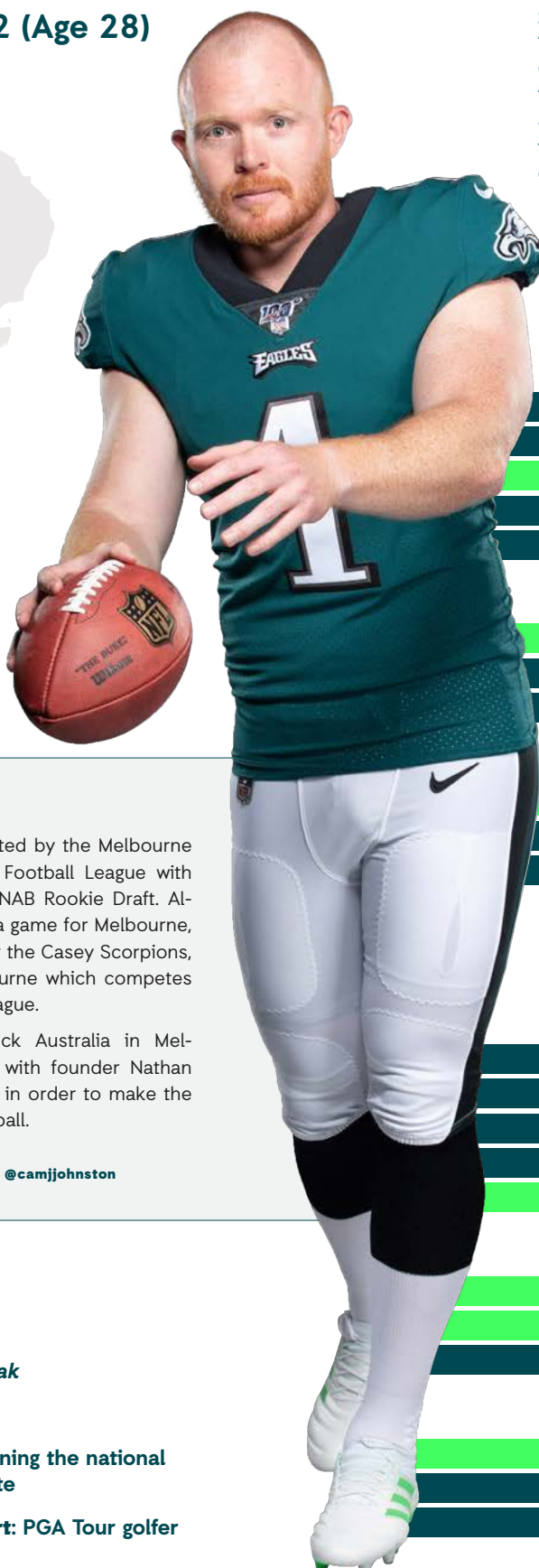
THREE-STEP DROP

Favorite TV show: *Prison Break*

Favorite music: Country

Favorite sports moment: Winning the national championship at Ohio State

If he could play another sport: PGA Tour golfer



Through his first two NFL seasons (2018-19), Cameron Johnston has produced the highest gross (47.2) and net (42.5) punting averages in Eagles all-time history. In 2018, Johnston established single-season franchise records in gross (48.1) and net (42.7) punting average, ranking 3rd and 4th in the NFL, respectively, in those categories. The Aussie punter enjoyed a record-breaking career at Ohio State, where he collected All-America and All-Big Ten accolades.

GROSS PUNTING AVG.

NFL PLAYERS SINCE 2018

Andy Lee (Ari.)	48.3
Tress Way (Was.)	47.5
Cameron Johnston (Phi.)	47.2
Brett Kern (Ten.)	47.1
Johnny Hekker (LAR)	47.0

EAGLES SINGLE-SEASON HISTORY

Cameron Johnston (2018)	48.2
Joe Muha (1948)	47.3
Donnie Jones (2015)	47.0

EAGLES ALL-TIME HISTORY

Cameron Johnston (2018-)	47.2
Donnie Jones (2013-17)	45.4
Joe Muha (1946-50)	43.0

NET PUNTING AVG.

NFL PLAYERS SINCE 2018

Thomas Morstead (NO)	43.1
Tress Way (Was.)	42.8
Logan Cooke (Jax.)	42.8
Johnny Hekker (LAR)	42.6
Cameron Johnston (Phi.)	42.5

EAGLES SINGLE-SEASON HISTORY

Cameron Johnston (2018)	42.7
Cameron Johnston (2019)	42.3
Donnie Jones (2015)	41.6

EAGLES ALL-TIME HISTORY

Cameron Johnston (2018-)	42.5
Donnie Jones (2013-17)	40.5
Sav Rocca (2007-10)	37.6



CAREER STATISTICS

Year	Team	GP	No	Yds	Avg	Opp Ret	Yds	TB	Net Yds	Net Avg	In20	Lg	Blk	ST
2018	Philadelphia	16	61	2,937	48.1	31	194	7	2,603	42.7	24	68	0	1
2019	Philadelphia	16	71	3,292	46.4	32	207	4	3,005	42.3	28	61	0	2
Totals		32	132	6,229	47.2	63	401	11	5,608	42.5	52	68	0	3

PLAYOFFS

2018	Philadelphia	2	10	467	46.7	3	8	0	459	45.9	4	54	0	0
2019	Philadelphia	1	3	136	45.3	1	5	0	131	43.7	1	46	0	0
Totals		3	13	603	46.4	4	13	0	590	45.4	5	54	0	0

CAREER HIGHS

Punts	8	2x, last: 12/9/19 vs. NYG
Punt Yards	387	2x, last: 12/9/19 vs. NYG
Punt Long	68	9/30/18 at Ten.
Inside 20	5	12/9/19 vs. NYG
Gross Average	56.0	9/16/18 at TB
Net Average	52.3	12/16/18 at LAR

CAREER HIGHLIGHTS

- ▶ In his debut season in 2018, established Eagles single-season records in both gross (48.1) and net (42.7) punting average

NOTES TO KNOW

- ▶ Through his first two NFL seasons (2018-19), ranks 1st all-time in Eagles history in gross (47.2) and net (42.5) punting average

SEASON HIGHLIGHTS

2019 - PHILADELPHIA (16/0, 1/0)

- ▶ Ranked among the Top 10 in the NFL in gross (46.4, 9th) and net (42.3, 8th) punting average
- ▶ Landed a career-high 5 punts inside the 20 vs. NYG (12/9/19). Also tied career highs in punts (8) and punt yards (387)

2018 - PHILADELPHIA (16/0, 2/0)

- ▶ Set single-season team records in gross punting average (48.1) and net punting average (42.7). Placed 3rd and 4th, respectively, in the NFL in those categories
- ▶ Ranked T-5th in the NFL in 60+ yard punts (5), behind **Michael Dickson** (11), **Lac Edwards** (8), **Matt Haack** (8) and **Andy Lee** (8). Also finished T-8th in 50+ yard punts (28)

COLLEGE HIGHLIGHTS

- ▶ Finished 2nd all-time in Ohio State history with a 44.9 punting average, trailing only **Andy Groom** (45.0). Also landed 109 punts inside the 20-yard line, shattering the previous Ohio State career record of 78
- ▶ In 2016, was named Big Ten Eddleman-Fields Punter of the Year, earned first-team All-Big Ten honors and was a second-team All-America selection
- ▶ Named second-team All-Big Ten and was a semifinalist for the Ray Guy Award after ranking 2nd in the Big Ten in punting average (43.9) in 2015
- ▶ Earned honorable mention All-Big Ten recognition and was a semifinalist for the Ray Guy Award after leading the Big Ten in punting average (45.1) in 2014

TRANSACTIONS

2017	Signed by PHI as undrafted free agent
9/2/17	Waived by PHI
1/3/18	Signed by PHI to reserve/future contract
3/13/20	Tendered by PHI (exclusive rights free agent)





2019 GAME-BY-GAME STATISTICS (PHI)

Date	Opp		No	Yds	Avg	Net	TB	In20	Lg	Blk
Sep 8	Was	W	3	154	51.3	47.7	0	1	54	0
Sep 15	at Atl	L	4	209	52.3	49.3	0	3	57	0
Sep 22	Det	L	3	144	48.0	40.0	0	1	57	0
Sep 26	at GB	W	4	167	41.8	41.8	0	3	51	0
Oct 6	NYJ	W	5	234	46.8	44.4	0	3	60	0
Oct 13	at Min	L	3	131	43.7	41.7	0	1	47	0
Oct 20	at Dal	L	3	152	50.7	46.7	0	0	52	0
Oct 27	at Buf	W	4	184	46.0	36.0	2	0	60	0
Nov 3	Chi	W	5	245	49.0	41.8	0	1	53	0
Nov 17	NE	L	8	387	48.4	43.0	1	2	61	0
Nov 24	Sea	L	4	164	41.0	36.0	0	0	46	0
Dec 1	at Mia	L	3	128	42.7	42.7	0	2	46	0
Dec 9	NYG	W	8	387	48.4	44.5	1	5	60	0
Dec 15	at Was	W	3	140	46.7	44.0	0	2	54	0
Dec 22	Dal	W	4	163	40.8	38.3	0	1	45	0
Dec 29	at NYG	W	7	303	46.4	42.3	0	3	51	0
Totals			71	3,292	47.2	42.5	4	28	61	0
PLAYOFFS										
Jan 5	Sea	L	3	136	45.3	43.7	0	1	46	0
Totals			3	136	45.3	43.7	0	1	46	0

2018 GAME-BY-GAME STATISTICS (PHI)

Date	Opp		No	Yds	Avg	Net	TB	In20	Lg	Blk
Sep 6	Atl	W	6	313	52.2	47.0	1	1	65	0
Sep 16	at TB	L	5	280	56.0	46.2	1	3	65	0
Sep 23	Ind	W	3	128	42.7	42.0	0	0	52	0
Sep 30	at Ten	L	6	308	51.3	40.0	3	2	68	0
Oct 7	Min	L	4	187	46.8	41.3	0	2	57	0
Oct 11	at NYG	W	5	240	48.0	48.0	0	2	53	0
Oct 21	Car	L	3	135	45.0	41.0	0	1	53	0
Oct 28	at Jax	W	3	155	51.7	41.3	0	0	60	0
Nov 11	Dal	L	2	88	44.0	44.0	0	2	49	0
Nov 18	at NO	L	4	159	39.8	36.5	0	2	46	0
Nov 25	NYG	W	4	201	50.3	39.0	1	2	59	0
Dec 3	Was	W	2	93	46.5	46.0	0	1	50	0
Dec 9	at Dal	L	6	276	46.0	43.7	0	3	53	0
Dec 16	at LAR	W	3	155	51.7	52.3	0	2	56	0
Dec 23	Hou	W	2	96	48.0	34.0	1	0	48	0
Dec 30	at Was	W	3	123	41.0	34.3	0	1	45	0
Totals			61	2,937	48.1	42.7	7	24	68	0
PLAYOFFS										
Jan 6	at Chi	W	5	226	45.2	45.2	0	1	53	0
Jan 13	at NO	L	5	241	48.2	46.6	0	3	54	0
Totals			10	467	46.7	45.9	0	4	54	0



6-0 | 181 **3rd Year**
DOB: May 21, 1996 (Age 24)

**Diamond Bar,
California**

**West Covina
High School**



Washington
D2-17 (43rd overall)
by Philadelphia

THREE-STEP DROP

Nickname: Sid the Kid

Bucket list: Skydiving

Surprisingly good at: Cooking

**If he could play another sport, what
position/team:** Center, Los
Angeles Lakers

Players he models his game after:
 Marcus Peters, Richard Sherman,
 Desmond Trufant

Favorite athletes growing up:
 Randy Moss, Kobe Bryant

Favorite movie: *Transformers*

Favorite music: Hip-hop, R&B

Favorite meal: Pasta

Three favorite throwback jerseys:
 Kobe Bryant, Los Angeles Lakers;
 Kevin Durant, Seattle Supersonics;
 Allen Iverson, Philadelphia 76ers



Originally selected by the Eagles in the 2nd round (43rd overall) of the 2017 NFL Draft, **Sidney Jones** recorded career highs with 10 PDs and 2 INTs during the 2019 season. Jones played collegiately at the University of Washington, where he was a two-time first-team All-Pac-12 selection (2015-16) and second-team All-America honoree in 2016. In 40 career games with the Huskies, Jones posted 145 tackles, 30 PDs and 9 INTs.

MOST INTERCEPTIONS EAGLES PLAYERS IN 2019

Sidney Jones	2
Ronald Darby	2
Nathan Gerry	2
Rodney McLeod	2
Several players tied	1

SEASON HIGHLIGHTS

2019 - PHILADELPHIA (12/4, 1/0)

- ▶ Finished the season with 25 tackles (23 solo) and 1 TFL and also added career highs with 10 PDs and 2 INTs
- ▶ Registered a career-high 3 PDs and intercepted Giants QB **Daniel Jones** at the PHI 6 in the fourth quarter of the division-clinching, 34-17 victory at NYG (12/29/19)
- ▶ Helped the Eagles keep their play-off hopes alive when he broke up a pass by Cowboys QB **Dak Prescott** intended for WR **Michael Gallup** in the back of the end zone on fourth down with 1:15 remaining in the 17-9 win vs. Dal. (12/22/19)
- ▶ Deflected a pass from Giants QB **Eli Manning** targeting WR **Darius Slayton** on third down to force a punt and keep it a tie game, 17-7, with 1:32 left during regulation in the 23-17 overtime win vs. NYG (12/9/19)

2018 - PHILADELPHIA (9/4, 0/0)

- ▶ Tallied a career-high 36 tackles (27 solo), 1 TFL and 3 PDs in a career-high 322 defensive snaps (31%)

2017 - PHILADELPHIA (1/0, 0/0)

- ▶ Activated from the Non-Football Injury List in Week 17 and recorded 3 tackles (2 solo) in his NFL debut vs. Dal. (12/31/17)





CAREER STATISTICS

Year	Team	GP/S	TACKLES					PASS DEFENSE						FUMBLES			DEF SNAPS	
			Total	Solo	Asst	TFL	Sacks	Int	Yds	Lg	TD	PD	QPH	FF	FR	Yds	No	Pct
2017	Philadelphia	1/0	3	2	1	0	0.0	0	0	--	0	0	0	0	0	--	29	3%
2018	Philadelphia	9/4	36	27	9	1	0.0	0	0	--	0	3	0	0	0	--	322	31%
2019	Philadelphia	12/4	25	23	2	1	0.0	2	4	--	0	10	0	0	0	--	299	29%
Totals		22/8	64	52	12	2	0.0	2	4	--	0	13	0	0	0	--	---	---

PLAYOFFS

2017	Philadelphia	0/0	0	0	0	0	0.0	0	0	--	0	0	0	0	0	--	0	0%
2018	Philadelphia	0/0	0	0	0	0	0.0	0	0	--	0	0	0	0	0	--	0	0%
2019	Philadelphia	1/0	0	0	0	0	0.0	0	0	--	0	0	0	0	0	--	0	0%
Totals		1/0	0	0	0	0	0.0	0	0	--	0	0	0	0	0	--	---	---

ADDITIONAL STATISTICS

Special Teams Tackles: 2 - 2019 (2)

CAREER HIGHS

Tackles	8	10/7/18 at NYG
Sacks	--	---
INTs	1	2x, last: 12/29/19 at NYG
PDs	3	12/29/19 at NYG
FFs	--	---
FRs	--	---



COLLEGE HIGHLIGHTS

- ▶ In 2016, was named second-team All-America (*Sports Illustrated*, Football Writers) while garnering first-team All-Pac-12 accolades
- ▶ Started all 14 games in 2016 and finished with 9 PDs, 3 INTs and 2 FFs. Named the Pac-12 Player of the Week after recording 2 INTs in a win at California (11/5/16). Totaled 3 tackles and 1 FF in the Pac-12 Championship Game victory vs. Colorado (12/2/16)
- ▶ Started all 13 games in 2015 and finished the year as the Pac-12 leader in PDs (14). Forced a fumble, picked it up and ran 70 yards for a TD vs. California (9/26/15). Returned a 35-yard INT for a TD against Utah (11/7/15). Notched a 69-yard INT-TD and 3 other PDs vs. Washington State (11/27/15)

TRANSACTIONS

- 2017** Drafted by PHI in 2nd round (43rd overall)
Signed 4-year contract
- 9/1/17** Placed on Reserve/Non-Football Injury List
- 12/30/17** Activated from Reserve/Non-Football Injury List

2019 GAME-BY-GAME STATISTICS (PHI)

Date	Opp	GP/S	Tot	Solo	Sk	Int	PD	FF	FR	Snaps	Pct
Sep 8	Was	W	1/0	4	3	0.0	0	1	0	32	50%
Sep 15	at Atl	L	1/1	6	6	0.0	1	1	0	32	48%
Sep 22	Det	L	1/1	5	4	0.0	0	2	0	49	77%
Sep 26	at GB	W	1/1	2	2	0.0	0	0	0	10	12%
Oct 6	NYJ	W	0/0	DID NOT PLAY							
Oct 13	at Min	L	1/1	2	2	0.0	0	0	0	52	73%
Oct 20	at Dal	L	0/0	DID NOT PLAY							
Oct 27	at Buf	W	1/0	0	0	0.0	0	1	0	45	73%
Nov 3	Chi	W	0/0	INACTIVE							
Nov 17	NE	L	1/0	0	0	0.0	0	0	0	0	0%
Nov 24	Sea	L	1/0	0	0	0.0	0	0	0	0	0%
Dec 1	at Mia	L	0/0	INACTIVE							
Dec 9	NYG	W	1/0	0	0	0.0	0	1	0	1	2%
Dec 15	at Was	W	1/0	2	2	0.0	0	0	0	3	6%
Dec 22	Dal	W	1/0	1	1	0.0	0	1	0	18	29%
Dec 29	at NYG	W	1/0	3	3	0.0	1	3	0	57	77%
Totals		12/4	25	23	0.0	2	10	0	0	299	29%

PLAYOFFS

Jan 5	Sea	L	1/0	0	0	0.0	0	0	0	0	0%
Totals		1/0	0	0	0.0	0	0	0	0	0	0%

BIRDSEED

Jones prepped at West Covina (CA) High School, where he was named Hacienda League Defensive Player of the Year and earned first-team All-CIF Southern Section Southeast Division honors at defensive back as a senior in 2013. Jones, who played cornerback, free safety, running back and wide receiver while also returning kicks and punts for the Bulldogs, helped lead West Covina into the CIF Southern Section Southeast Division playoffs that year as well.

As a junior in 2012, Jones received first-team All-CIF SS Southeast Division and first-team All-Hacienda League honors at defensive back and helped lead the Bulldogs to the CIF-SS Southeast Division semifinals. As a sophomore in 2011, West Covina finished the season 13-1 and won the CIF-SS Southeast Division, beating La Serna, 84-21, in the championship game. That squad scored 240 points in four postseason contests.

[@SidneyJonesIV](#) [@sidneyjonesiv](#)



2018 GAME-BY-GAME STATISTICS (PHI)

Date	Opp	GP/S	Tot	Solo	Sk	Int	PD	FF	FR	Snap	Pct
Sep 6	Atl	W	1/0	4	2	0.0	0	0	0	45	64%
Sep 16	at TB	L	1/0	2	0	0.0	0	0	0	31	53%
Sep 23	Ind	W	1/0	5	4	0.0	0	1	0	46	78%
Sep 30	at Ten	L	1/0	3	3	0.0	0	1	0	48	68%
Oct 7	Min	L	1/0	8	7	0.0	0	0	0	40	65%
Oct 11	at NYG	W	1/1	1	0	0.0	0	0	0	8	12%
Oct 21	Car	L	0/0	INACTIVE (HAMSTRING)							
Oct 28	at Jax	W	0/0	INACTIVE (HAMSTRING)							
Nov 11	Dal	L	0/0	INACTIVE (HAMSTRING)							
Nov 18	at NO	L	1/1	3	2	0.0	0	0	0	22	31%
Nov 25	NYG	W	0/0	INACTIVE (HAMSTRING)							
Dec 3	Was	W	1/1	4	3	0.0	0	0	0	45	100%
Dec 9	at Dal	L	1/1	6	6	0.0	0	1	0	37	37%
Dec 16	at LAR	W	0/0	INACTIVE (HAMSTRING)							
Dec 23	Hou	W	0/0	INACTIVE (HAMSTRING)							
Dec 30	at Was	W	0/0	INACTIVE (HAMSTRING)							
Totals			9/4	36	27	0.0	0	3	0	322	31%
PLAYOFFS											
Jan 6	at Chi	W	0/0	INACTIVE (HAMSTRING)							
Jan 13	at NO	L	0/0	INACTIVE (HAMSTRING)							
Totals			0/0	0	0	0.0	0	0	0	0	0%

2017 GAME-BY-GAME STATISTICS (PHI)

Date	Opp	GP/S	Tot	Solo	Sk	Int	PD	FF	FR	Snap	Pct
Sep 10	at Was	W	0/0	NON-FOOTBALL INJURY LIST (ACHILLES)							
Sep 17	at KC	L	0/0	NON-FOOTBALL INJURY LIST (ACHILLES)							
Sep 24	NYG	W	0/0	NON-FOOTBALL INJURY LIST (ACHILLES)							
Oct 1	at LAC	W	0/0	NON-FOOTBALL INJURY LIST (ACHILLES)							
Oct 8	Ari	W	0/0	NON-FOOTBALL INJURY LIST (ACHILLES)							
Oct 12	at Car	W	0/0	NON-FOOTBALL INJURY LIST (ACHILLES)							
Oct 23	Was	W	0/0	NON-FOOTBALL INJURY LIST (ACHILLES)							
Oct 29	SF	W	0/0	NON-FOOTBALL INJURY LIST (ACHILLES)							
Nov 5	Den	W	0/0	NON-FOOTBALL INJURY LIST (ACHILLES)							
Nov 19	at Dal	W	0/0	NON-FOOTBALL INJURY LIST (ACHILLES)							
Nov 26	Chi	W	0/0	NON-FOOTBALL INJURY LIST (ACHILLES)							
Dec 3	at Sea	L	0/0	NON-FOOTBALL INJURY LIST (ACHILLES)							
Dec 10	at LAR	W	0/0	NON-FOOTBALL INJURY LIST (ACHILLES)							
Dec 17	at NYG	W	0/0	NON-FOOTBALL INJURY LIST (ACHILLES)							
Dec 25	Oak	W	0/0	NON-FOOTBALL INJURY LIST (ACHILLES)							
Dec 31	Dal	L	1/0	3	2	0.0	0	0	0	29	43%
Totals			1/0	3	2	0.0	0	0	0	29	3%
PLAYOFFS											
Jan 13	Atl	W	0/0	INACTIVE (HAMSTRING)							
Jan 21	Min	W	0/0	INACTIVE							
Feb 4	at NE	W	0/0	INACTIVE							
Totals			0/0	0	0	0.0	0	0	0	0	0%



6-3 | 295  **10th Year**

DOB: Nov. 5, 1987 (Age 32)

**Cleveland,
Ohio**



**Cleveland Heights
High School**



Cincinnati

*D6a-11 (191st overall)
by Philadelphia*

THREE-STEP DROP

If he could play another sport: Center for the Philadelphia Flyers

First job: Worked a youth hockey camp when he was 14 years old

First football team: Played LB and FB for the Roxboro Rockets in 7th grade

Three items needed on deserted island: Duct tape, lighter, fishing pole

Three favorite throwback jerseys:
Chuck Bednarik, Philadelphia Eagles
Jim Brown, Cleveland Browns
Wayne Gretzky, Edmonton Oilers

Pregame ritual: Listens to Christmas music and combs his beard

Favorite movies: *The Big Lebowski* and *The Last Gladiators*

Favorite teams/athletes as a kid:
All Cleveland teams.
Michael Jordan, Wayne Gretzky and Jerome Bettis



2017

Originally selected by the Eagles in the 6th round (191st overall) of the 2011 NFL Draft out of the University of Cincinnati, **Jason Kelce** is a three-time first-team All-Pro (2017, 2018 and 2019), three-time Pro Bowler (2015, 2017 and 2020) and Super Bowl LII champion. Kelce leads all active NFL centers with 89 consecutive games started (dating back to 2014).

AP

2017

AP

2018

AP

2019



2015



2017



2020

CONSECUTIVE STARTS

ACTIVE NFL CENTERS

Jason Kelce (Phi.)	89
Alex Mack (Atl.)	80
Corey Linsley (GB)	57
Ryan Jensen (TB)	48
J.C. Tretter (Cle.)	48

CAREER HIGHLIGHTS

- ▶ In 2019, was named first team **All-Pro** by the *Associated Press* for the third consecutive season and earned a **Pro Bowl** nod for the third time in his career (2015, 2017, 2020)
- ▶ In 2018, named first-team **All-Pro** by the *Associated Press* for a second straight season after allowing only 1.0 sack in 16 games started. He was integral in helping block for a unit that ranked 3rd in the NFL in offensive points per game (27.0) from Weeks 12-18, when the Eagles finished the season 5-1 en route to their second consecutive playoff berth
- ▶ Earned first-team **All-Pro** honors from the *Associated Press* after playing an integral role on the Eagles' **Super Bowl LII**-winning offensive line in 2017. Helped the team rank 3rd in the NFL in offensive points (414, tied) and rushing offense (132.2) as well as 7th in total offense (365.8)
- ▶ In 2016, earned his second **Pro Bowl** nod in three seasons after seeing action in all 1,133 of the Eagles' offensive snaps
- ▶ Voted to the **Pro Bowl** for the first time in 2014, becoming the first Eagles center to gain such recognition since **Jim Ringo** was named to his 10th Pro Bowl following the 1967 campaign



HUNGRY DOGS RUN FASTER

Dressed in Mummer's regalia at the podium atop the steps of the Philadelphia Museum of Art, Kelce closed the Eagles' Parade of Champions with an emotional, powerful and memorable speech that solidified his unique place in Philadelphia folklore. Inspired by the "underdog" theme associated with the Eagles' playoff run, Kelce delivered an ode to his teammates and the resilient spirit of the city of Philadelphia.

"It was a very real moment for myself and I think that the fans and really everybody watching it picked up on that as well, that it was really coming from the heart. It wasn't some sort of show, even though it might have looked like it with the Mummer outfit and all the spectacle around it. It was something that came from a burning place down inside that had been engrained through a lot of hard work, a lot of failures, a lot of success throughout my entire career, and the same thing with the city and this entire organization."

FOOTBALL IS FAMILY

Kelce comes from a football lineage, as his younger brother, Travis, was a teammate at Cincinnati (2008-10) as a tight end and was drafted by Kansas City in 2013.

His uncle, Don Blalock Jr., played defensive tackle for Purdue (1976-77) and his grandfather, Don Blalock, played football at Ohio University.

BIRDSEED

Kelce is the son of Donna and Ed Kelce. Donna works in banking, while Ed is a sales rep in the steel business. He cites his dad as the biggest influence on his career.

Kelce and his wife, Kylie, have one daughter, Wyatt Elizabeth, and two dogs, Winnie and Baloo. Kelce graduated from Cincinnati with a bachelor's degree in marketing.

CAREER STATISTICS					
			STARTS	OFF SNAPS	
Year	Team	GP/S	C	No	Pct
2011	Philadelphia	16/16	16	N/A	N/A
2012	Philadelphia	2/2	2	136	12%
2013	Philadelphia	16/16	16	1,095	99%
2014	Philadelphia	12/12	12	828	70%
2015	Philadelphia	16/16	16	1,156	100%
2016	Philadelphia	16/16	16	1,133	100%
2017	Philadelphia	16/16	16	1,079	95%
2018	Philadelphia	16/16	16	1,037	95%
2019	Philadelphia	16/16	16	1,183	100%
Totals		126/126	126	---	---
PLAYOFFS					
2013	Philadelphia	1/1	1	58	100%
2017	Philadelphia	3/3	3	207	100%
2018	Philadelphia	2/2	2	119	100%
2019	Philadelphia	1/1	1	69	100%
Totals		7/7	7	---	---

CAREER HIGHLIGHTS (Continued)

- ▶ Was the recipient of the team's **Ed Block Courage Award** in 2013. The award honors those NFL players who exemplify commitment to the principles of sportsmanship and courage and is given by a vote of the team for efforts as well as individual performance
- ▶ In 2013, helped the Eagles set a team record with 6,676 total yards and a then-team record 442 points
- ▶ Became the first Eagles rookie offensive lineman to start all 16 games since **Doug Brzezinski** did so in 1999 and the first rookie in team history to start every game at center

COLLEGE HIGHLIGHTS

- ▶ Started his final 38 games at Cincinnati during a 47-game career – 26 at left guard and 12 at center
- ▶ Started 12 games at center in 2010, and was an All-American honorable mention and All-Big East Conference first-team selection by *The NFL Draft Report*
- ▶ As a junior in 2009, earned All-Big East Conference second-team honors while starting all 13 games at left guard
- ▶ In 2008, earned Sophomore All-American third-team and All-Big East Conference second-team honors from *The NFL Draft Report* in his first season as a starter
- ▶ In 2007, the former walk-on linebacker added more than 40 pounds to his frame during the offseason, shifting to the offensive line, where he competed in nine games as a reserve at center and both offensive guard positions
- ▶ Joined the team as a walk-on in 2006, earning Scout Team Defensive Player of the Year honors as a 240-pound LB

TRANSACTIONS

- 2011** Drafted by PHI in 6th round (191st overall)
Signed 4-year contract
- 9/8/12** Placed on Injured Reserve (knee)
- 2/27/14** Signed by PHI to 7-year contract extension
- 3/2/19** Agreed to terms with PHI on 1-year contract extension





6-2 | 219 **2nd Year**
DOB: March 17, 1995 (Age 25)

**Exton,
Pennsylvania**



**Downingtown East
High School**



Richmond
D4-18 (108th overall)
by N.Y. Giants
Acquired: FA-19

THREE-STEP DROP

Hobbies: Golfing, traveling and spending time with family

Prized possession: Signed Kobe Bryant A.D. shoes

Bucket list: Travel to Italy

Desired talent: To be fluent in multiple languages

Surprisingly good at:
 Archery and juggling

Favorite athletes growing up: LeBron James, Allen Iverson, Peyton Manning and Brian Dawkins

Moment left star struck: "When Tom Brady congratulated me after a comeback preseason win."

Favorite quote: "I've learned that people will forget what you said, people will forget what you did, but people will never forget how you made them feel." - Maya Angelou

Favorite movie: *Good Will Hunting*

Favorite TV show: *Game of Thrones*

First jersey: Duce Staley



A native of the Philadelphia area, Kyle Lauletta (pronounced LAW-let-uh) was selected by the Giants in the 4th round (108th overall) of the 2018 NFL Draft and served as a member of the Eagles' practice squad during the 2019 season. Lauletta played collegiately at the University of Richmond, where he totaled the most passing yards (10,465) and passing TDs (73) in school history.

MOST PASSING YARDS RICHMOND HISTORY

Kyle Lauletta (2013-17)	10,465
Eric Ward (2006-09)	8,969
Bob Bleier (1983-86)	8,057
Michael Strauss (2012-14)	7,853
Greg Lilly (1990-93)	6,703

MOST PASSING TDs RICHMOND HISTORY

Kyle Lauletta (2013-17)	73
Eric Ward (2006-09)	61
Michael Strauss (2012-14)	57
Bob Bleier (1983-86)	54

SEASON HIGHLIGHTS

2018 - N.Y. GIANTS (2/0)

- ▶ Made his NFL debut at Was. (12/9/18). Became the first Giants rookie QB to throw a pass in the regular season since **Eli Manning** in 2004

COLLEGE HIGHLIGHTS

- ▶ Named the Most Valuable Player at the 2018 Reese's Senior Bowl after completing 8-of-12 (75.0%) attempts for 198 yards and 3 TDs
- ▶ Appeared in 40 career games at Richmond from 2013-17. Completed 758-of-1,194 (63.5%) passes for 10,465 yards (school record), 73 TDs (school record), 35 INTs and a 151.4 passing efficiency rating. Also rushed for 186 yards and 12 TDs
- ▶ Voted CAA Offensive Player of the Year after producing 3,737 yards, 28 TDs and 12 INTs on 281-of-433 (64.9%) passing as a senior in 2017
- ▶ Received second-team All-CAA honors after completing 220-of-349 (63.0%) attempts for 3,022 yards, 24 TDs, 8 INTs and a 159.3 rating in 2016
- ▶ Named second-team All-CAA in 2015 after throwing for 3,598 yards and 19 TDs while completing 241-of-391 (61.6%) attempts



CAREER STATISTICS

Year	Team	GP/S	PASSING										RUSHING					OFF SNAPS	
			Att	Cmp	Pct	Yds	Y/A	TD	Int	Lg	Sk/Yds	Rate	Att	Yds	Avg	Lg	TD	No	Pct
2018	N.Y. Giants	2/0	5	0	0.0	0	0.0	0	1	--	0/0	0.0	1	-2	-2.0	-2	0	19	2%
Totals		2/0	5	0	0.0	0	0.0	0	1	--	0/0	0.0	1	-2	2.0	-2	0	---	---

CAREER HIGHS

Pass Attempts	5	12/9/18 at Was.
Completions	--	---
Passing Yards	--	---
Yards/Attempt	--	---
Passing Long	--	---
Passing TDs	--	---
Completion %	--	---
Passer Rating	--	---
Rush Attempts	1	12/9/18 at Was.
Rushing Yards	-2	12/9/18 at Was.
Rushing Long	-2	12/9/18 at Was.
Rushing TDs	--	---

BIRDSEED

Lauletta attended Downingtown East (PA) High School, where he served as a captain and helped lead his team to a pair of Chesmont League titles as well as a 19-2 record, totaling 5,243 yards and 64 TDs in that two-year span.

Kyle is the son of Joe and Kim Lauletta. He has two brothers – Trey and Bryce – and one sister, Brooke. Kyle's father was a QB at the Naval Academy from 1983-86. His uncle, Lex Lauletta, also played football at the Naval Academy from 1977-80. Kyle's grandfather, Joe Lauletta, was a fullback and basketball player at Delaware from 1953-56.

Lauletta is a Special Olympics volunteer as well as the co-founder of the **Pass It On Program**, which donated new and gently-used sports equipment to the Boys and Girls Club of Philadelphia. Lauletta has hosted football camps in his hometown of Exton, PA, with his dad and brother.

[@kylelauletta](#) [@kylelauletta](#)



TRANSACTIONS

2018	Drafted by NYG in 4th round (108th overall) <i>Signed 4-year contract</i>
8/31/19	Waived by NYG
9/1/19	Signed by PHI to practice squad
1/6/20	Signed by PHI to reserve/future contract



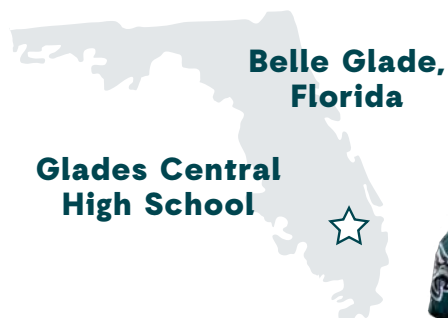
2018 GAME-BY-GAME STATISTICS (N.Y. GIANTS)

				PASSING										RUSHING					SNAPS	
Date	Opp		GP/S	Att	Cmp	Pct	Yds	Y/A	TD	Int	Lg	Sk/Yds	Rat	Att	Yds	Avg	Lg	TD	No	Pct
Sep 9	Jax	L	0/0	INACTIVE																
Sep 16	at Dal	L	0/0	INACTIVE																
Sep 23	at Hou	W	0/0	INACTIVE																
Sep 30	NO	L	0/0	INACTIVE																
Oct 7	at Car	L	0/0	INACTIVE																
Oct 11	Phi	L	0/0	INACTIVE																
Oct 22	at Atl	L	0/0	INACTIVE																
Oct 28	Was	L	0/0	INACTIVE																
Nov 12	at SF	W	0/0	INACTIVE																
Nov 18	TB	W	0/0	INACTIVE																
Nov 25	at Phi	L	0/0	INACTIVE																
Dec 2	Chi	W	0/0	DID NOT PLAY																
Dec 9	at Was	W	1/0	5	0	0.0	0	0.0	0	1	--	0/0	0.0	1	-2	-2.0	-2	0	18	28%
Dec 16	Ten	L	0/0	INACTIVE																
Dec 22	at Ind	L	0/0	INACTIVE																
Dec 30	Dal	L	1/0	0	0	---	0	---	0	0	--	0/0	---	0	0	---	--	0	1	1%
Totals			2/0	5	0	0.0	0	0.0	0	1	--	0/0	0.0	1	-2	-2.0	-2	0	19	2%



5-10 | 190 **5th Year**

DOB: July 25, 1994 (Age 26)



Florida Atlantic
UDFA ('16) by
New England
Acquired: W-Det-18

THREE-STEP DROP

First job: Cutting grass

Hobbies: Gaming and shopping

Desired talent: Amazing vocals

Surprisingly good at: Rapping

Player he models his game after:
"Me, myself and I."

Moment left star struck: "Getting a second chance to play the game I love."

Favorite movies: *Training Day* and *Friday*

Favorite TV shows: *The Boondocks* and *All-American*

Favorite music: Hip-hop, rap

Favorite meal: Lemon pepper lamb chops

First jersey: "My dad bought me a throwback Michael Vick jersey for my first one."

Three favorite throwback jerseys:
Michael Jordan, Allen Iverson and Barry Sanders



Cre'Von LeBlanc (pronounced CRAY-von luh-BLAHNK) was claimed by Philadelphia off waivers from Detroit during the 2018 season and has been a valuable member of the Eagles defense in each of the team's last two playoff runs. LeBlanc was originally signed by New England as an undrafted free agent in 2016 and spent the first two years of his career with Chicago.

MOST INTERCEPTIONS

NFL ROOKIES IN 2016

Brian Boddy-Calhoun (Cle.) 3

Artie Burns (Pit.) 3

Deion Jones (Atl.) 3

Cre'Von LeBlanc (Chi.) 2

Several players tied 2

NFL UNDRAFTED ROOKIES IN 2016

Brian Boddy-Calhoun (Cle.) 3

Cre'Von LeBlanc (Chi.) 2

Several players tied 1

SEASON HIGHLIGHTS

2019 - PHILADELPHIA (4/1, 1/1)

- ▶ Activated from Injured Reserve before Week 13 and finished the regular season with 8 tackles (6 solo) and 2 PDs
- ▶ Registered a team-high 2 PDs in the Wild Card game vs. Sea. (1/5/20)

2018 - DETROIT & PHILA. (11/4, 2/1)

- ▶ Produced 32 tackles (26 solo) and 5 PDs in 8 games (4 starts) with the Eagles (acquired before Week 10). Also logged 11 tackles (8 solo), 3 PDs and 1 INT in the postseason
- ▶ Intercepted Saints QB **Drew Brees** on the first play from scrimmage in the Divisional Playoff at NO (1/13/19). Became the first NFL player to record an INT on an opponent's first play from scrimmage in a playoff game since **Domonique Rodgers-Cromartie** on 1/10/10 vs. Green Bay with Arizona
- ▶ Logged a career-high 8 tackles (7 solo) in the 30-23 win at LAR (12/16/18)

2017 - CHICAGO (15/1)

- ▶ Saw action in a career-high 15 games (1 start) and finished with 15 tackles (12 solo), 3 PDs, 1.0 sack and 1 FF



CAREER STATISTICS

Year	Team	GP/S	TACKLES					PASS DEFENSE						FUMBLES			DEF SNAPS	
			Total	Solo	Asst	TFL	Sacks	Int	Yds	Lg	TD	PD	QPH	FF	FR	Yds	No	Pct
2016	Chicago	13/9	46	36	10	0	0.0	2	24	24t	1	10	0	0	0	0	695	65%
2017	Chicago	15/1	15	12	3	0	1.0	0	0	--	0	3	0	1	0	0	212	20%
2018	Detroit	3/0	2	2	0	0	0.0	0	0	--	0	0	0	0	0	0	29	6%
	Philadelphia	8/4	32	26	6	1	0.0	0	0	--	0	5	0	0	0	0	351	34%
	Totals	11/4	34	28	6	1	0.0	0	0	--	0	5	0	0	0	0	---	---
2019	Philadelphia	4/1	8	6	2	0	0.0	0	0	--	0	2	0	0	0	0	82	8%
Totals		43/15	103	82	21	1	1.0	2	24	24t	1	20	0	1	0	0	---	---

PLAYOFFS

2018	Philadelphia	2/1	11	8	3	0	0.0	1	0	0	0	3	0	0	0	0	108	77%
2019	Philadelphia	1/1	4	3	1	0	0.0	0	0	--	0	2	1	0	0	0	54	84%
Totals		3/2	15	11	4	0	0.0	1	0	0	0	5	1	0	0	0	---	---

ADDITIONAL STATISTICS

INT-TD: 1 - 12/11/16 at Detroit (Lions QB Matthew Stafford) **Punt Returns:** 5-43 - 2016 (5-43) **Special Teams Tackles:** 3 - 2018 (1), 2017 (2)

Postseason Special Teams Tackles: 1 - 2018 (1)

CAREER HIGHS

Tackles	8	2x; last: 12/29/19 at NYG
Sacks	1.0	11/12/17 vs. GB
INTs	1	3x, last: 1/13/19 at NO (Div.)
PDs	3	2x, last: 12/11/16
FFs	1	11/26/17 at Phi.
FRs	--	---

SEASON HIGHLIGHTS (Continued)

2016 - CHICAGO (13/9)

- Finished his rookie season with 46 tackles (36 solo), 10 PDs, 2 INTs and 1 TD. Also returned 5 punts for 43 yards (8.6 avg.)
- Logged the second pick of his career when he intercepted Vikings QB **Sam Bradford** in the end zone at Min. (1/1/17)
- Returned his first career INT for a TD when he picked off Lions QB **Matthew Stafford** at Det. (12/11/16). The 24-yard INT-TD gave Chicago a 17-13 lead in the fourth quarter

COLLEGE HIGHLIGHTS

- Earned All-Conference USA honors and was named the Owls' defensive MVP after notching 4 INTs as a senior in 2015
- Logged the first 2 INTs of his career as a junior in 2014. Posted a 76-yard INT-TD against the University of Texas at San Antonio

TRANSACTIONS

2016	Signed by NE as undrafted free agent
9/3/16	Waived by NE
9/4/16	Claimed by CHI off waivers from NE
9/1/18	Waived by CHI
9/3/18	Signed by DET to practice squad
10/6/18	Signed by DET from practice squad to active roster
11/3/18	Waived by DET
11/5/18	Claimed by PHI off waivers from DET
9/2/19	Signed by PHI to 1-year contract extension
	Placed on Injured Reserve
11/30/19	Activated from Injured Reserve



BIRDSEED

LeBlanc prepped at Glades Central (FL) High School, where he recorded 75 tackles, 10 PDs, 5 INTs, 3 FFs and 1.0 sack while adding 1 punt return TD and 1 kickoff return TD. He was also named first-team all-area as a junior and senior and was a member of the Honor Roll.

Cre'Von is the son of Lawanda LeBlanc. He majored in communications while at the Florida Atlantic University.

[@Strap_Ent](#) [@strap_ent](#)



2019 GAME-BY-GAME STATISTICS (PHI)

Date	Opp	GP/S	Tot	Solo	Sk	Int	PD	FF	FR	Snap	Pct
Sep 8	Was	W	0/0	INJURED RESERVE							
Sep 15	at Atl	L	0/0	INJURED RESERVE							
Sep 22	Det	L	0/0	INJURED RESERVE							
Sep 26	at GB	W	0/0	INJURED RESERVE							
Oct 6	NYJ	W	0/0	INJURED RESERVE							
Oct 13	at Min	L	0/0	INJURED RESERVE							
Oct 20	at Dal	L	0/0	INJURED RESERVE							
Oct 27	at Buf	W	0/0	INJURED RESERVE							
Nov 3	Chi	W	0/0	INJURED RESERVE							
Nov 17	NE	L	0/0	INJURED RESERVE							
Nov 24	Sea	L	0/0	INJURED RESERVE							
Dec 1	at Mia	L	1/0	0	0	0.0	0	0	0	17	24%
Dec 9	NYG	W	1/0	0	0	0.0	0	0	0	4	8%
Dec 15	at Was	W	1/0	0	0	0.0	0	0	0	2	4%
Dec 22	Dal	W	0/0	DID NOT PLAY							
Dec 29	at NYG	W	1/1	8	6	0.0	0	2	0	59	80%
Totals			4/1	8	6	0.0	0	2	0	82	8%
PLAYOFFS											
Jan 5	Sea	L	1/1	4	3	0.0	0	2	0	54	84%
Totals			1/1	4	3	0.0	0	2	0	54	84%

2018 GAME-BY-GAME STATISTICS (DET & PHI)

Date	Opp	GP/S	Tot	Solo	Sk	Int	PD	FF	FR	Snap	Pct
Sep 10	NYJ	L	---	LIONS PRACTICE SQUAD							
Sep 16	at SF	L	---	LIONS PRACTICE SQUAD							
Sep 23	NE	W	---	LIONS PRACTICE SQUAD							
Sep 30	at Dal	L	---	LIONS PRACTICE SQUAD							
Oct 7	GB	W	1/0	1	1	0.0	0	0	0	26	32%
Oct 21	at Mia	W	1/0	0	0	0.0	0	0	0	0	0%
Oct 28	Sea	L	1/0	1	1	0.0	0	0	0	3	5%
WAIVED BY LIONS (11/3/18)											
CLAIMED BY EAGLES OFF WAIVERS (11/5/18)											
Nov 11	Dal	L	1/0	0	0	0.0	0	0	0	0	0%
Nov 18	at NO	L	1/0	4	2	0.0	0	1	0	44	63%
Nov 25	NYG	W	1/0	4	2	0.0	0	2	0	45	73%
Dec 3	Was	W	1/1	5	5	0.0	0	1	0	34	76%
Dec 9	at Dal	L	1/1	5	5	0.0	0	0	0	71	72%
Dec 16	at LAR	W	1/1	8	7	0.0	0	1	0	74	97%
Dec 23	Hou	W	1/0	3	2	0.0	0	0	0	41	63%
Dec 30	at Was	W	1/1	3	3	0.0	0	0	0	42	93%
Totals			11/4	34	28	0.0	0	5	0	---	---
PLAYOFFS											
Jan 6	at Chi	W	1/0	4	3	0.0	0	1	0	51	80%
Jan 13	at NO	L	1/1	7	5	0.0	1	2	0	57	74%
Totals			2/1	11	8	0.0	1	3	0	108	77%

2017 GAME-BY-GAME STATISTICS (CHI)

Date	Opp	GP/S	Tot	Solo	Sk	Int	PD	FF	FR	Snap	Pct
Sep 10	Atl	L	1/0	0	0	0.0	0	0	0	0	0%
Sep 17	at TB	L	1/0	1	1	0.0	0	0	0	5	7%
Sep 24	Pit	W	1/0	0	0	0.0	0	0	0	0	0%
Sep 28	at GB	L	1/0	0	0	0.0	0	0	0	0	0%
Oct 9	Min	L	1/0	0	0	0.0	0	0	0	0	0%
Oct 15	at Bal	W	1/0	0	0	0.0	0	0	0	0	0%
Oct 22	Car	W	1/0	0	0	0.0	0	0	0	0	0%
Oct 29	at NO	L	1/0	1	1	0.0	0	0	0	33	54%
Nov 12	GB	L	1/1	3	2	1.0	0	0	0	37	56%
Nov 19	Det	L	1/0	3	2	0.0	0	1	0	48	76%
Nov 26	at Phi	L	1/0	7	6	0.0	0	2	1	49	63%
Dec 3	SF	L	1/0	0	0	0.0	0	0	0	30	40%
Dec 10	at Cin	W	1/0	0	0	0.0	0	0	0	2	4%
Dec 16	at Det	L	1/0	0	0	0.0	0	0	0	0	0%
Dec 24	Cle	W	0/0	DID NOT PLAY							
Dec 31	at Min	L	1/0	0	0	0.0	0	0	0	8	11%
Totals			15/1	15	12	1.0	0	3	1	94	22%

2016 GAME-BY-GAME STATISTICS (CHI)

Date	Opp	GP/S	Tot	Solo	Sk	Int	PD	FF	FR	Snap	Pct
Sep 11	at Hou	L	0/0	INACTIVE							
Sep 19	Phi	L	0/0	INACTIVE							
Sep 25	at Dal	L	1/0	2	1	0.0	0	0	0	32	47%
Oct 2	Det	W	1/0	3	2	0.0	0	0	0	48	76%
Oct 9	at Ind	L	1/0	2	1	0.0	0	2	0	55	81%
Oct 16	Jax	L	1/0	2	1	0.0	0	0	0	46	77%
Oct 20	at GB	L	1/1	6	6	0.0	0	3	0	82	94%
Oct 31	Min	W	1/1	4	3	0.0	0	0	0	60	98%
Nov 13	at TB	L	1/1	5	2	0.0	0	1	0	72	96%
Nov 20	at NYG	L	1/1	4	4	0.0	0	0	0	26	39%
Nov 27	Ten	L	1/1	5	4	0.0	0	2	0	56	97%
Dec 4	SF	W	1/1	3	3	0.0	0	0	0	56	97%
Dec 11	at Det	L	1/1	4	4	0.0	1	3	0	72	100%
Dec 18	GB	L	1/1	4	3	0.0	0	2	0	30	48%
Dec 24	Was	L	0/0	INACTIVE (KNEE)							
Jan 1	at Min	L	1/1	2	2	0.0	1	0	0	30	48%
Totals			13/9	48	36	0.0	2	13	0	695	65%



6-7 | 280 **Rookie**
DOB: May 8, 1992 (Age 28)



**Adelaide,
Australia**

**St. Michael's
College**



Iowa State
Acquired: FA-20

COLLEGE HIGHLIGHTS

- ▶ Played in 29 career games at Iowa State, totaling 33 tackles, 11.5 TFLs and 3.0 sacks
- ▶ Began his football career at Arizona Western C.C.

TRANSACTIONS

4/27/20 Acquired by PHI as part of International Player Pathway program

Matt Leo was acquired by the Eagles during the 2020 offseason through the NFL International Player Pathway program. A native of Adelaide, Australia, Leo played collegiately at Iowa State, where he recorded 33 tackles, 11.5 TFLs and 3.0 sacks in 29 career games. Leo did not play football in high school and competed in rugby while growing up in Australia.

MOST TACKLES FOR LOSS

IOWA STATE IN 2019

Mike Rose	9.5
O'Rien Vance	9.0
Marcel Spears	8.0
An Johnson	7.0
Will McDonald	6.0
Matt Leo	5.5

A NATIVE OF ADELAIDE, AUSTRALIA, LEO WAS SIGNED BY THE EAGLES DURING THE 2020 OFFSEASON THROUGH THE NFL INTERNATIONAL PLAYER PATHWAY PROGRAM.

LEO COMPETED IN RUGBY WHILE GROWING UP IN AUSTRALIA.

BIRDSEED

Leo played rugby for a club team and Australian Rules Football in high school. When he graduated high school, his father pushed him to get a job in the trades, so he decided to become a plumber. He woke up every morning at 3:30 a.m. to train before going to work as an apprentice on large construction sites where jobs lasted between six months and a year.

In February 2013, while at lunch, Leo was watching Super Bowl XLVII between the Baltimore Ravens and San Francisco 49ers and dreamed of becoming a part of the football culture. Two years later, he left his job as a plumber to pursue football.

Leo attended St. Michael's College in Adelaide, Australia, and earned his degree in liberal studies at Iowa State. He is the son of Michael and Margaret Leo.


@MattLeo91

@mattt_leo



COLLEGE STATISTICS

Year	Team	GP	TACKLES					PASS DEFENSE					FUMBLES	
			Total	Solo	Asst	TFL	Sacks	Int	Yds	Lg	TD	PD	FF	FR
2017	Iowa State	3	0	0	0	0	0.0	0	0	--	0	0	0	0
2018	Iowa State	13	19	13	6	6	2.0	0	0	--	0	0	0	0
2019	Iowa State	13	14	10	4	5.5	1.0	0	0	--	0	0	0	0
Totals		29	33	23	10	11.5	3.0	0	0	--	0	0	0	0





6-2 | 249  **4th Year**
DOB: Sept. 9, 1992 (Age 27)

**Middletown,
New Jersey**

**Middletown South
High School**



Old Dominion
UDFA ('15) by
Chicago
Acquired: FA-16

BIRDSEED

Lovato began long-snapping during his freshman year at Middletown South (NJ) High School, where he also played center and defensive line. Following his senior year, Lovato was named third-team all-Monmouth County and was an all-conference selection.

 @TheSnappingLife  @ricklovato45

THREE-STEP DROP

First job: Worked at his dad's sub shop

Hobbies: Playing guitar and skateboarding

Surprisingly good at: "Flexibility. I'm probably the most flexible person on the team."

Favorite athlete growing up: Derek Jeter

Favorite movie: *Fast and Furious*

Favorite TV show: *The Office*



Named to his first career Pro Bowl following the 2019 season, **Rick Lovato** (pronounced luh-VAH-toe) has been key to the stability and success of the Eagles' special teams units. Lovato helped **Cameron Johnston** set franchise records in gross (48.1) and net punting average (42.7) during the 2018 season. **Jake Elliott** also kicked the most 50+ yard FGs (5) in team history, including the longest FG ever by an Eagle (61 yards), with Lovato long snapping for him in 2017.

CAREER HIGHLIGHTS

- ▶ Named to his first career **Pro Bowl** following the 2019 season. Became the first Eagles LS to be voted to the all-star game since **Jon Dorenbos** in 2014
- ▶ In 2019, helped **Jake Elliott** become the first kicker in team history to start a season with 16 straight FGs. Elliott's streak of 20 consecutive FGs (12/23/18-12/1/19) marked the 2nd-longest ever by an Eagle, trailing only **Alex Henery** in 2012 (22)
- ▶ In 2018, snapped for first-year punter **Cameron Johnston**, who established single-season team records in gross (48.1) and net punting average (42.7)
- ▶ Served as the Eagles' long snapper during their **Super Bowl LII**-winning season in 2017, his first full year with the team. Helped **Jake Elliott** kick the most 50+ yard FGs (5) in team history, including the longest FG ever by an Eagle (61 yards)

COLLEGE HIGHLIGHTS

- ▶ Long snapped for Old Dominion in all 50 games during his four-year collegiate career. Named FCS All-America in 2012

TRANSACTIONS

2015	Signed by CHI as undrafted free agent
8/31/15	Waived by CHI
12/22/15	Signed by GB
9/3/16	Waived by GB
11/19/16	Signed by WAS
11/29/16	Waived by WAS
12/12/16	Signed by PHI
11/19/19	Signed by PHI to 4-year contract extension

LOVATO WAS NAMED TO HIS FIRST CAREER PRO BOWL FOLLOWING THE 2019 SEASON (FIRST EAGLES LONG SNAPPER SINCE JON DORENBOS IN 2014)



CAREER STATISTICS

			ST
Year	Team	GP	T
2015	Green Bay	2	0
2016	Washington	2	0
	Philadelphia	3	0
	<i>Totals</i>	5	0
2017	Philadelphia	16	4
2018	Philadelphia	16	3
2019	Philadelphia	16	5
Totals		55	12

PLAYOFFS

2015	Green Bay	2	0
2017	Philadelphia	3	0
2018	Philadelphia	2	0
2019	Philadelphia	1	0
Totals		8	0





5-9 | 184 **3rd Year**
DOB: March 31, 1996 (Age 24)

**Detroit,
Michigan**

**Martin
Luther King
High School**



Pittsburgh
D4a-18 (125th overall)
by Philadelphia

BIRDSEED

One of the top athletes in Michigan, Maddox played only two years of football at Martin Luther King High School as a slot receiver, running back, defensive back and kick returner. He also played baseball and basketball. Maddox is the son of Michael and Melanie Jackson and has two brothers and one sister. Maddox majored in communication at Pitt.

@2live_AM @2live_am

THREE-STEP DROP

Hobbies: Bowling and playing video games

Surprisingly good at: Playing the piano

Favorite movie: *All About the Benjamins*

Favorite TV show: *The Flash*

Favorite music: R&B, hip-hop

Favorite meal: Crab legs and shrimp

**If he could play another sport,
what position/team:** Shortstop,
Detroit Tigers



Avonte Maddox (pronounced uh-VON-tay) was originally selected by the Eagles in the 4th round (125th overall) of the 2018 NFL Draft. Maddox has shown off his versatility by playing valuable roles at the cornerback, nickel and safety positions on Philadelphia's defense. He played collegiately at the University of Pittsburgh, where he recorded 183 tackles in 46 games and led all ACC players with 8 INTs during the 2015-17 seasons.

MOST TACKLES

EAGLES PLAYERS IN 2019

Malcolm Jenkins	118
Rodney McLeod	108
Nathan Gerry	67
Avonte Maddox*	64
Nigel Bradham	63

* Career high

MOST PASSES DEFENSED

EAGLES PLAYERS IN 2019

Avonte Maddox*	13
Rasul Douglas	13
Malcolm Jenkins	12
Ronald Darby	11
Several players tied	10

* Career high

SEASON HIGHLIGHTS

2019 - PHILADELPHIA (12/6, 1/1)

- ▶ Tied with **Rasul Douglas** for the team lead in PDs (13) and totaled the 4th-most tackles (64) on the defense, behind **Malcolm Jenkins** (118), **Rodney McLeod** (108) and **Nathan Gerry** (67). Added 2 TFLs, 1.0 sack and 1 FF
- ▶ Recorded a strip-sack of QB **Dwayne Haskins** to seal the victory on the final play of the season-saving, 37-27 win at Was. (12/15/19). The fumble was recovered by **Nigel Bradham** and returned 48 yards for a TD
- ▶ Produced a career-high 13 tackles (12 solo) and 2 PDs in the 34-27 win at GB (9/26/19) on *Thursday Night Football*. Marked the most single-game tackles by an Eagle during the 2019 season



CAREER STATISTICS

Year	Team	GP/S	TACKLES					PASS DEFENSE						FUMBLES			DEF SNAPS	
			Total	Solo	Asst	TFL	Sacks	Int	Yds	Lg	TD	PD	QPH	FF	FR	Yds	No	Pct
2018	Philadelphia	13/9	50	43	7	2	0.5	2	23	23	0	7	1	1	0	--	540	52%
2019	Philadelphia	12/6	64	53	11	2	1.0	0	0	--	0	13	2	1	0	--	525	51%
Totals		25/15	114	96	18	4	1.5	2	23	23	0	20	3	2	0	--	---	---

PLAYOFFS

2018	Philadelphia	2/2	17	13	4	0	0.0	0	0	--	0	4	0	0	0	--	135	96%
2019	Philadelphia	1/1	4	3	1	1	0.0	0	0	--	0	0	0	0	0	--	60	94%
Totals		3/3	21	16	5	1	0.0	0	0	--	0	4	0	0	0	--	---	---

ADDITIONAL STATISTICS

Special Teams Tackles: 5 - 2018 (5)

CAREER HIGHS

Tackles	13	9/26/19 at GB
Sacks	1	12/15/19 at Was.
INTs	1	2x, last: 12/16/18 at LAR
PDs	3	2x, last: 12/22/19 vs. Dal.
FFs	1	2x, last: 12/15/19 at Was.
FRs	--	---

SEASON HIGHLIGHTS (Continued)

2018 - PHILADELPHIA (13/9, 2/2)

- ▶ As a rookie, ranked 2nd on the Eagles' defense with a career-high 2 INTs – trailing only **Rasul Douglas** (3) – and 5th in PDs (7). Also combined for 50 tackles (43 solo), 2 TFLs, 0.5 sacks and 1 FF
- ▶ Forced a fumble of Jaguars WR **Keelan Cole** (recovered by **Malcolm Jenkins**) in the 24-18 win at Jax. (London) (10/28/18). The turnover set up a go-ahead TD drive that gave the Eagles a lead that they did not surrender the rest of the game. Became the first Eagles rookie DB to force a fumble since **Brandon Boykin** on 12/23/12 vs. Washington (QB **Robert Griffin III**)

COLLEGE HIGHLIGHTS

- ▶ One of the top defensive backs in the ACC during his time at Pitt. In 46 career games, produced 183 tackles (136 solo), 42 PDs, 8 INTs (including 2 TDs), 7.0 sacks, 3 FFs and 1 FR
- ▶ From 2015-17, his 8 career INTs led the Panthers and tied for 5th overall in the ACC
- ▶ As a senior in 2017, posted a team-high 11 PDs and 2 INTs. Also ranked 2nd in the ACC with a team-leading 3 FFs and led all ACC defensive backs with a career-high 4.0 sacks
- ▶ Following his senior season, earned All-ACC honors from the league's coaches and Associated Press. Also named the Eastern College Athletic Conference (ECAC) Defensive Player of the Year
- ▶ Led the Panthers with 3 INTs and 11 PDs (tied) for the second straight season as a junior in 2016. Closed out the Panthers' win over Marshall with a 33-yard INT-TD (10/1/16)
- ▶ Received All-ACC recognition after leading Pitt with 3 INTs and 15 PDs as a sophomore in 2015. Blocked an extra-point attempt in the Military Bowl (12/28/15). Had a career-high 4 PDs and 30-yard INT-TD vs. Louisville (11/21/15). Returned a kickoff 89 yards for a TD vs. Youngstown State (9/5/15)

TRANSACTIONS

2018 Drafted by PHI in 4th round (125th overall)
Signed 4-year contract





2019 GAME-BY-GAME STATISTICS (PHI)

Date	Opp	GP/S	Tot	Solo	Sk	Int	PD	FF	FR	Snap	Pct
Sep 8	Was	W	1/1	8	6	0.0	0	1	0	0	58 91%
Sep 15	at Atl	L	1/1	5	3	0.0	0	1	0	0	43 65%
Sep 22	Det	L	1/1	1	1	0.0	0	0	0	0	27 42%
Sep 26	at GB	W	1/0	13	12	0.0	0	2	0	0	71 88%
Oct 6	NYJ	W	0/0	INACTIVE (CONCUSSION, NECK)							
Oct 13	at Min	L	0/0	INACTIVE (CONCUSSION, NECK)							
Oct 20	at Dal	L	0/0	INACTIVE (CONCUSSION, NECK)							
Oct 27	at Buf	W	0/0	INACTIVE (CONCUSSION, NECK)							
Nov 3	Chi	W	1/0	2	2	0.0	0	1	0	0	26 58%
Nov 17	NE	L	1/1	7	6	0.0	0	2	0	0	63 85%
Nov 24	Sea	L	1/0	6	3	0.0	0	0	0	0	45 69%
Dec 1	at Mia	L	1/0	4	4	0.0	0	0	0	0	41 57%
Dec 9	NYG	W	1/0	3	3	0.0	0	0	0	0	44 85%
Dec 15	at Was	W	1/1	3	3	1.0	0	2	1	0	37 70%
Dec 22	Dal	W	1/0	8	7	0.0	0	3	0	0	51 82%
Dec 29	at NYG	W	1/1	4	3	0.0	0	1	0	0	19 26%
Totals			12/6	64	53	1.0	0	13	1	0	525 51%
PLAYOFFS											
Jan 5	Sea	L	1/1	4	3	0.0	0	0	0	0	60 94%
Totals			1/1	4	3	0.0	0	0	0	0	60 94%

2018 GAME-BY-GAME STATISTICS (PHI)

Date	Opp	GP/S	Tot	Solo	Sk	Int	PD	FF	FR	Snap	Pct
Sep 6	Atl	W	1/0	0	0	0.0	0	0	0	0	0%
Sep 16	at TB	L	1/0	0	0	0.0	0	0	0	0	0%
Sep 23	Ind	W	1/0	0	0	0.0	0	0	0	0	0%
Sep 30	at Ten	L	1/0	3	2	0.0	1	1	0	0	20 28%
Oct 7	Min	L	1/1	7	6	0.0	0	0	0	0	62 100%
Oct 11	at NYG	W	1/1	6	6	0.0	0	0	0	0	65 100%
Oct 21	Car	L	1/1	5	5	0.0	0	0	0	0	58 98%
Oct 28	at Jax	W	1/1	6	4	0.0	0	0	1	0	64 100%
Nov 11	Dal	L	1/1	7	4	0.0	0	0	0	0	68 99%
Nov 18	at NO	L	1/1	2	2	0.0	0	1	0	0	17 24%
Nov 25	NYG	W	0/0	INACTIVE (ANKLE, KNEE)							
Dec 3	Was	W	0/0	INACTIVE (ANKLE, KNEE)							
Dec 9	at Dal	L	0/0	INACTIVE (ANKLE, KNEE)							
Dec 16	at LAR	W	1/1	6	6	0.0	1	2	0	0	76 100%
Dec 23	Hou	W	1/1	5	5	0.5	0	2	0	0	65 100%
Dec 30	at Was	W	1/1	3	3	0.0	0	1	0	0	45 100%
Totals			13/9	50	43	0.5	2	7	1	0	540 52%
PLAYOFFS											
Jan 6	at Chi	W	1/1	7	6	0.0	0	3	0	0	64 100%
Jan 13	at NO	L	1/1	10	7	0.0	0	1	0	0	71 92%
Totals			2/2	17	13	0.0	0	4	0	0	135 96%



6-8 | 346 **3rd Year**
DOB: March 31, 1997 (Age 23)



**Sydney,
Australia**

**Condell Park
High School**



**D7-18 (233rd overall)
by Philadelphia**

THREE-STEP DROP

First job: McDonald's

Hobbies: Playing guitar

Desired talent: Swimming

If he could play another sport:
Horse jockey

Player he models his game after:
Jason Peters

Favorite athlete growing up: Usain Bolt

Moment left starstruck: Getting drafted

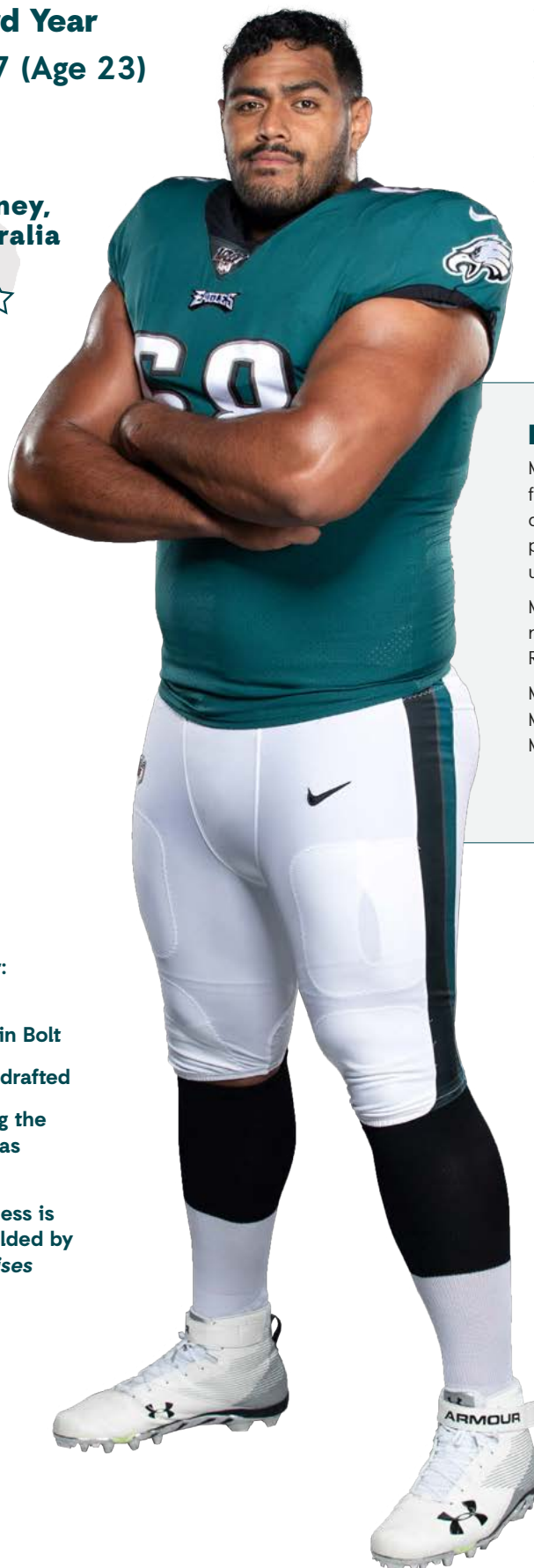
Favorite sports moment: Winning the
Rugby Grand Final when he was
14 years old

Favorite quote: "You think darkness is
your ally? I was born in it, molded by
it." - Bane, *The Dark Knight Rises*

Favorite movies: *The Lord of
the Rings* trilogy and
Star Wars movies

Favorite TV show:
The Walking Dead

Favorite music: Everything



A former professional rugby player and an Australian native of Samoan heritage, **Jordan Mailata** (pronounced my-LOT-uh) was originally selected by Philadelphia in the 7th round (233rd overall) of the 2018 NFL Draft, despite having no prior football experience. In 2017, Mailata, who was a front rower for the National Rugby League's South Sydney Rabbitohs, entered the NFL's International Pathway program and conducted his training at IMG Academy in Florida.

BIRDSEED

Mailata's size was no longer compatible for playing rugby, as he was asked to drop 50 pounds from his 310-pound playing weight. That goal quickly became unrealistic given his 10-percent body fat.

Mailata played rugby for the South Sydney Rabbitohs, a club owned by actor Russell Crowe.

Mailata, who was born Lafoga Jordan Mailata, is named after NBA legend Michael Jordan.

[@jordan_mailata](#) [@jordanmailata](#)

CAREER STATISTICS

			OFF SNAPS	
Year	Team	GP/S	No	Pct
2018	Philadelphia	0/0	0	0%
2019	Philadelphia	0/0	0	0%
Totals		0/0	---	---
PLAYOFFS				
2018	Philadelphia	0/0	IR (BACK)	
2019	Philadelphia	0/0	IR (BACK)	
Totals		0/0	---	---

TRANSACTIONS

2019 Drafted by PHI in 7th round (233rd overall)
Signed 4-year contract

12/14/18 Placed on Injured Reserve (back)

9/21/19 Placed on Injured Reserve (back)

7/29/20 Placed on Reserve/
COVID-19 List



5-10 | 195  **9th Year**

DOB: June 23, 1990 (Age 30)

**Hyattsville,
Maryland**



**DeMatha Catholic
High School**



Virginia

UDFA ('12) by

St. Louis

Acquired: FA-LAR-16



THREE-STEP DROP

Hobbies: Puzzles and video games

Bucket list: Ride in a helicopter,
skydive and travel to Paris

If he could be any superhero: Batman

Favorite movies: *Any Given Sunday,*
The Dark Knight, Friday

Favorite musicians: Drake,
Fabolous, Future

Best player he has faced:
Packers QB Aaron Rodgers


Player he models his game after:
Earl Thomas

Favorite athletes growing up:
Kobe Bryant, Deion Sanders

Favorite athletes now:
Steph Curry, LeBron James

Three favorite throwback jerseys:
Walter Payton, Jerry Rice,
Deion Sanders

**MCLEOD PLAYED 1,032 DEFENSIVE
SNAPS (99%) IN THE EAGLES
SECONDARY IN 2019.**



A steady force in the Eagles secondary and one of the league's hardest-hitting safeties, **Rodney McLeod** (pronounced muh-CLOUD) is one of two NFL safeties to register 10+ INTs (13) and 10+ FFs (11) since 2013, joining **Malcolm Jenkins** (13 INTs, 14 FFs). In 2019, McLeod posted his third career 100+ tackle campaign (108) as well as his third season with 10+ PDs (11).

MOST TACKLES

EAGLES PLAYERS IN 2019


Malcolm Jenkins	118
Rodney McLeod	108
Nathan Gerry	67
Avonte Maddox	64
Nigel Bradham	63

MOST PASSES DEFENSED

EAGLES PLAYERS IN 2019

Rasul Douglas	13
Avonte Maddox	13
Malcolm Jenkins	12
Ronald Darby	11
Rodney McLeod	10
Several players tied	10

**ONLY TWO NFL SAFETIES HAVE
PRODUCED 10+ INTs & 10+ FFs
SINCE THE 2013 SEASON:**



**RODNEY
MCLEOD**

(13 INTs, 11 FFs)



**MALCOLM
JENKINS**

(13 INTs, 14 FFs)

NOTES TO KNOW

- ▶ Is one of only two NFL safeties with 10+ INTs (13) and 10+ FFs (11) since the 2013 season, joining **Malcolm Jenkins** (13 INTs, 14 FFs)
- ▶ Has produced three career seasons with 100+ tackles along with three seasons with 10+ PDs



CAREER STATISTICS

Year	Team	GP/S	TACKLES					PASS DEFENSE						FUMBLES			DEF SNAPS	
			Total	Solo	Asst	TFL	Sacks	Int	Yds	Lg	TD	PD	QPH	FF	FR	Yds	No	Pct
2012	St. Louis	16/0	0	0	0	0	0.0	0	0	--	0	0	0	0	0	0	4	1%
2013	St. Louis	16/16	87	68	19	2	0.0	2	2	2	0	6	0	2	2	7	1,060	99%
2014	St. Louis	16/16	96	64	32	3	0.0	2	1	1	0	5	0	2	2	9	1,025	99%
2015	St. Louis	16/16	106	73	33	2	0.0	1	4	4	0	5	0	3	1	20	1,153	99%
2016	Philadelphia	16/16	117	78	39	3	1.0	3	5	5	0	10	1	1	0	0	1,014	99%
2017	Philadelphia	14/14	78	52	26	2	0.0	3	54	50	0	11	2	1	1	0	846	82%
2018	Philadelphia	3/3	16	9	7	0	0.0	0	0	--	0	5	0	0	0	0	162	16%
2019	Philadelphia	16/16	108	71	37	2	1.0	2	30	23	0	10	3	2	0	0	1,032	99%
Totals		112/96	606	415	191	14	2.0	13	96	50	0	52	6	11	6	36	---	---

PLAYOFFS

2017	Philadelphia	3/3	18	16	2	1	1.0	0	0	--	0	3	1	0	0	0	206	100%
2018	Philadelphia	0/0	INJURED RESERVE (KNEE) (9/29/18)															
2019	Philadelphia	1/1	4	2	2	0	0.0	0	0	--	0	0	0	0	0	0	64	100%
Totals		4/4	22	18	4	1	1.0	0	0	--	0	3	1	0	0	0	---	---

ADDITIONAL STATISTICS

Fumble Recovery TD: 1 - 10/25/15 vs. Cle. (20 yards) **Special Teams Tackles:** 32 - 2019 (3), 2017 (4), 2016 (5), 2014 (1), 2013 (3), 2012 (16)

CAREER HIGHS

Tackles	17	10/16/16 at Was.
Sacks	1.0	2x, last: 1/13/18 vs. Atl. (Div.)
INTs	1	11x, last: 11/19/17 at Dal.
PDs	3	2x, last: 9/6/18 vs. Atl.
FFs	1	11x, last: 12/29/19 at NYG
FRs	1	6x, last: 12/10/17 at LAR

SEASON HIGHLIGHTS

2019 - PHILADELPHIA (16/16, 1/1)

- ▶ Ranked 2nd on the Eagles defense with 108 tackles (71 solo), marking his third career 100+ tackle season. Also registered 10 PDs, 2 INTs, 2 FFs and 1.0 sack
- ▶ Produced a team-high-tying 8 tackles (6 solo), 1.0 sack, 1 INT, 1 PD and 1 FF vs. Sea. (11/24/19)

2018 - PHILADELPHIA (3/3, 0/0)

- ▶ Led the Eagles with 10 tackles and tied a career high with 3 PDs in the season-opening win vs. Atl. (9/6/18)

2017 - PHILADELPHIA (14/14, 3/3)

- ▶ Tallied the 4th-most tackles (78) on the Eagles defense and recorded 11 PDs, 3 INTs, 2 FRs and 1 FF in the regular season
- ▶ Sacked Falcons QB **Matt Ryan** for a 10-yard loss in the third quarter of the 15-10 win vs. Atl. (1/13/18) in the Divisional Round. Became the first Eagles safety to record a sack in a playoff game since **Brian Dawkins** on 1/4/09 at Minnesota
- ▶ Combined for a season-high 13 tackles (8 solo) and recovered a FF by **Chris Long**, which he returned 9 yards to set up a 33-yard **Jake Elliott** FG in 43-35 win at LAR (12/10/17)
- ▶ Picked off Cowboys QB **Dak Prescott** in the 37-9 win at Dal. (11/19/17). Became the first Eagle to post an INT in 3+ straight games since **Malcolm Jenkins** from 9/15/14-9/28/14 (also 3)
- ▶ Intercepted Broncos QB **Brock Osweiler** in the third quarter and returned it a career-long 50 yards to set up an Eagles TD drive in the 51-23 win vs. Den. (11/51/7)

2016 - PHILADELPHIA (16/16)

- ▶ Led the team with a career-high 117 tackles and also totaled 10 PDs, a career-high 3 PDs, 1.0 sack and 1 FF
- ▶ Made a game-changing INT in the first quarter when he picked off Vikings QB **Sam Bradford** in the end zone in the win vs. Min. (10/23/16). Also recorded a strip-sack of Bradford





2019 GAME-BY-GAME STATISTICS (PHI)

Date	Opp		GP/S	Tot	Solo	Sk	Int	PD	FF	FR	Snap	Pct
Sep 8	Was	W	1/1	4	3	0.0	0	0	0	0	64	100%
Sep 15	at Atl	L	1/1	6	2	0.0	0	2	0	0	66	100%
Sep 22	Det	L	1/1	4	2	0.0	0	0	0	0	64	100%
Sep 26	at GB	W	1/1	10	7	0.0	0	1	0	0	81	100%
Oct 6	NYJ	W	1/1	7	5	0.0	1	1	0	0	58	98%
Oct 13	at Min	L	1/1	6	3	0.0	0	0	0	0	71	100%
Oct 20	at Dal	L	1/1	6	3	0.0	0	0	0	0	70	100%
Oct 27	at Buf	W	1/1	6	4	0.0	0	0	0	0	62	100%
Nov 3	Chi	W	1/1	8	4	0.0	0	1	0	0	45	100%
Nov 17	NE	L	1/1	10	7	0.0	0	1	0	0	74	100%
Nov 24	Sea	L	1/1	8	5	1.0	1	1	1	0	64	98%
Dec 1	at Mia	L	1/1	6	4	0.0	0	0	0	0	72	100%
Dec 9	NYG	W	1/1	4	2	0.0	0	0	0	0	52	100%
Dec 15	at Was	W	1/1	7	5	0.0	0	1	0	0	53	100%
Dec 22	Dal	W	1/1	4	1	0.0	0	0	0	0	62	100%
Dec 29	at NYG	W	1/1	7	6	0.0	0	2	1	0	74	100%
Totals			16/16	108	71	1.0	2	10	2	0	1,032	99%
PLAYOFFS												
Jan 5	Sea	L	1/1	4	2	0.0	0	0	0	0	64	100%
Totals			1/1	4	2	0.0	0	0	0	0	64	100%

2018 GAME-BY-GAME STATISTICS (PHI)

Date	Opp		GP/S	Tot	Solo	Sk	Int	PD	FF	FR	Snap	Pct
Sep 6	Atl	W	1/1	10	6	0.0	0	3	0	0	70	100%
Sep 16	at TB	L	1/1	5	3	0.0	0	1	0	0	58	100%
Sep 23	Ind	W	1/1	1	0	0.0	0	1	0	0	34	58%
Sep 30	at Ten	L	0/0	INJURED RESERVE (KNEE)								
Oct 7	Min	L	0/0	INJURED RESERVE (KNEE)								
Oct 11	at NYG	W	0/0	INJURED RESERVE (KNEE)								
Oct 21	Car	L	0/0	INJURED RESERVE (KNEE)								
Oct 28	at Jax	W	0/0	INJURED RESERVE (KNEE)								
Nov 11	Dal	L	0/0	INJURED RESERVE (KNEE)								
Nov 18	at NO	L	0/0	INJURED RESERVE (KNEE)								
Nov 25	NYG	W	0/0	INJURED RESERVE (KNEE)								
Dec 3	Was	W	0/0	INJURED RESERVE (KNEE)								
Dec 9	at Dal	L	0/0	INJURED RESERVE (KNEE)								
Dec 16	at LAR	W	0/0	INJURED RESERVE (KNEE)								
Dec 23	Hou	W	0/0	INJURED RESERVE (KNEE)								
Dec 30	at Was	W	0/0	INJURED RESERVE (KNEE)								
Totals			3/3	16	9	0.0	0	5	0	0	162	16%
PLAYOFFS												
Jan 6	at Chi	W	0/0	INJURED RESERVE (KNEE)								
Jan 13	at NO	L	0/0	INJURED RESERVE (KNEE)								
Totals			0/0	0	0	0.0	0	0	0	0	0	0%

SEASON HIGHLIGHTS (Continued)

- ▶ Set a single-game career high when he collected 17 tackles (12 solo) at Was. (10/16/16)

2015 - ST. LOUIS (16/16)

- ▶ Posted his first-career 100+ tackle campaign (106). Added a career-high 3 FFs and a fumble recovery TD with 5 PDs and 1 INT
- ▶ Totaled 12 tackles (6 solo) at Bal. (11/22/15). Forced a fumble in the first quarter when he stripped Ravens WR **Jeremy Butler** on third down and picked off QB **Joe Flacco** in the second quarter
- ▶ Scored the first TD of his career when he picked up a loose ball vs. Cle. (10/25/15) and returned it 20 yards for a score

2014 - ST. LOUIS (16/16)

- ▶ Registered 5 PDs, 2 INTs, 2 FFs and 2 FRs
- ▶ Picked off QB **Colt McCoy** in the first quarter of a 24-0 win at Was. (12/7/14) and forced a fumble of RB **Silas Redd** in the fourth quarter

2013 - ST. LOUIS (16/16)

- ▶ Voted a special teams captain by his teammates and earned the starting job at free safety
- ▶ Notched the first INT of his career when he picked off Titans QB **Jake Locker** late in the fourth quarter vs. Ten. (11/3/13)
- ▶ Forced a fumble on a kickoff return at Hou. (10/13/13) that was recovered and returned for a TD by Rams LB **Darren Bates**

2012 - ST. LOUIS (16/0)

- ▶ Made the opening-day roster as an undrafted rookie. Produced a career-high and team-leading 16 special teams tackles
- ▶ Caught a 21-yard pass from Rams P **Johnny Hekker** on a fake punt in the second quarter at SF (11/11/12)





2017 GAME-BY-GAME STATISTICS (PHI)

Date	Opp	GP/S	Tot	Solo	Sk	Int	PD	FF	FR	Snap	Pct
Sep 10	at Was	W	1/1	4	2	0.0	0	0	0	63	100%
Sep 17	at KC	L	1/1	2	2	0.0	0	0	0	12	23%
Sep 24	NYG	W	0/0	INACTIVE (HAMSTRING)							
Oct 1	at LAC	W	1/1	2	1	0.0	0	1	0	57	100%
Oct 8	Ari	W	1/1	4	3	0.0	0	1	1	60	100%
Oct 12	at Car	W	1/1	6	4	0.0	0	3	0	81	99%
Oct 23	Was	W	1/1	5	3	0.0	0	2	0	64	100%
Oct 29	SF	W	1/1	5	4	0.0	1	1	0	66	100%
Nov 5	Den	W	1/1	5	2	0.0	1	1	0	63	98%
Nov 19	at Dal	W	1/1	7	5	0.0	1	1	0	60	95%
Nov 26	Chi	W	1/1	1	1	0.0	0	0	0	55	100%
Dec 3	at Sea	L	1/1	7	5	0.0	0	0	0	60	97%
Dec 10	at LAR	W	1/1	7	7	0.0	0	0	1	48	100%
Dec 17	at NYG	W	1/1	13	8	0.0	0	1	0	88	100%
Dec 25	Oak	W	1/1	10	5	0.0	0	0	0	69	100%
Dec 31	Dal	L	0/0	INACTIVE							
Totals			14/14	78	52	0.0	3	11	1	846	82%
PLAYOFFS											
Jan 13	Atl	W	1/1	8	8	1.0	0	1	0	63	100%
Jan 21	Min	W	1/1	4	3	0.0	0	1	0	67	100%
Feb 4	at NE	W	1/1	6	5	0.0	0	1	0	76	100%
Totals			3/3	18	16	1.0	0	3	0	206	100%

2016 GAME-BY-GAME STATISTICS (PHI)

Date	Opp	GP/S	Tot	Solo	Sk	Int	PD	FF	FR	Snap	Pct
Sep 11	Cle	W	1/1	3	3	0.0	1	0	0	50	96%
Sep 19	at Chi	W	1/1	4	4	0.0	0	0	0	50	96%
Sep 25	Pit	W	1/1	7	6	0.0	1	2	0	60	100%
Oct 9	at Det	L	1/1	13	9	0.0	0	0	0	61	100%
Oct 16	at Was	L	1/1	17	12	0.0	0	1	0	73	99%
Oct 23	Min	W	1/1	11	5	1.0	1	1	1	75	99%
Oct 30	at Dal	L	1/1	7	5	0.0	0	0	0	78	100%
Nov 6	at NYG	L	1/1	3	2	0.0	0	2	0	64	100%
Nov 13	Atl	W	1/1	6	3	0.0	0	1	0	50	100%
Nov 20	at Sea	L	1/1	7	3	0.0	0	2	0	67	100%
Nov 28	GB	L	1/1	9	4	0.0	0	0	0	71	100%
Dec 4	at Cin	L	1/1	9	6	0.0	0	0	0	64	100%
Dec 11	Was	L	1/1	7	5	0.0	0	0	0	48	100%
Dec 18	at Bal	L	1/1	7	6	0.0	0	0	0	58	100%
Dec 22	NYG	W	1/1	3	2	0.0	0	0	0	89	100%
Jan 1	Dal	W	1/1	4	3	0.0	0	1	0	56	100%
Totals			16/16	117	78	1.0	3	10	1	1,014	99%



HOMETOWN FOOTBALL CAMP

McLeod hosts an annual football camp at his high school alma mater, DeMatha Catholic (MD). The free camp focuses on improving football fundamentals for kids between the ages of 9-14. The camp features motivational speakers who guide campers through a variety of topics, including perseverance, dedication to academics and healthy living.

HIGH SCHOOL STANDOUT

McLeod played defensive back, wide receiver and kick returner in high school at DeMatha Catholic, where he earned all-state and all-conference honors as a senior defensive back in 2007 after intercepting 3 passes. McLeod also hauled in 24 receptions for 52 yards (21.7 avg.) and 8 TDs while returning 3 kickoffs for scores.

As a junior in 2006, McLeod helped lead DeMatha to its fourth-straight conference title, recording 2 INTs and earning all-conference recognition. On offense, McLeod snagged 20 passes for 400 yards (20.0 avg.) and 7 TDs.

McLeod was also a member of the 400-meter relay team.

BIRDSEED

McLeod is the son of Kimberly Holloman and Rodney McLeod. He has five siblings and an English bulldog named Caesar. McLeod owns a bachelor's degree in sociology.

[@Rodney_McLeod4](#) [@rodmcLeod4](#)

COLLEGE HIGHLIGHTS

- Appeared in 43 games (31 starts) during his four-year career at Virginia and totaled 190 tackles (116 solo), including 10 TFL, 11 PDs, 6 INTs, 3 FFs and 1 FR
- Earned honorable mention All-ACC honors as a senior in 2011 after setting career highs with 7 PDs and 4 INTs. Tied a single-game school record with 3 INTs in a win at Maryland (11/5/11)
- Earned a starting job as a sophomore in 2009, opening all 11 games that he played while finishing 4th on the defense with a career-high 62 tackles (42 solo), 2 PDs, 2 FF and 1 FR

TRANSACTIONS

2012	Signed by StL as undrafted free agent
4/20/15	Re-signed by StL
3/9/16	Agreed to terms with PHI on 5-year contract
9/29/18	Placed on Injured Reserve (knee)
1/31/19	Agreed to terms with PHI on re-worked contract
3/17/20	Agreed to terms with PHI on 2-year contract



2015 GAME-BY-GAME STATISTICS (STL)

Date	Opp		GP/S	Tot	Solo	Sk	Int	PD	FF	FR	Snaps	Pct
Sep 13	Sea	W	1/1	9	6	0.0	0	0	0	0	81	100%
Sep 20	at Was	L	1/1	6	5	0.0	0	0	0	0	72	100%
Sep 27	Pit	L	1/1	8	5	0.0	0	0	0	0	62	98%
Oct 4	at Ari	W	1/1	5	4	0.0	0	0	1	0	73	99%
Oct 11	at GB	L	1/1	4	3	0.0	0	0	0	0	62	100%
Oct 25	Cle	W	1/1	5	2	0.0	0	0	0	1	75	100%
Nov 1	SF	W	1/1	2	0	0.0	0	0	0	0	67	100%
Nov 8	at Min	L	1/1	8	8	0.0	0	0	0	0	72	100%
Nov 15	Chi	L	1/1	6	5	0.0	0	0	1	0	64	99%
Nov 22	at Bal	L	1/1	12	6	0.0	1	0	1	0	77	100%
Nov 29	at Cin	L	1/1	5	4	0.0	0	1	0	0	58	98%
Dec 6	Ari	L	1/1	9	6	0.0	0	0	0	0	84	100%
Dec 13	Det	W	1/1	3	2	0.0	0	0	0	0	71	100%
Dec 17	TB	W	1/1	15	10	0.0	0	1	0	0	81	100%
Dec 27	at Sea	W	1/1	2	2	0.0	0	2	0	0	73	100%
Jan 3	at SF	L	1/1	7	5	0.0	0	1	0	0	81	100%
Totals			16/16	106	73	0.0	1	5	3	1	1,153	99%

2014 GAME-BY-GAME STATISTICS (STL)

Date	Opp		GP/S	Tot	Solo	Sk	Int	PD	FF	FR	Snaps	Pct
Sep 7	Min	L	1/1	9	6	0.0	0	0	0	0	59	100%
Sep 14	at TB	W	1/1	5	5	0.0	1	0	0	0	57	100%
Sep 21	Dal	L	1/1	7	4	0.0	0	1	0	0	55	98%
Oct 5	at Phi	L	1/1	7	5	0.0	0	1	0	0	73	100%
Oct 13	SF	L	1/1	6	6	0.0	0	0	1	0	63	94%
Oct 19	Sea	W	1/1	6	3	0.0	0	0	0	0	71	100%
Oct 26	at KC	L	1/1	6	2	0.0	0	0	0	0	49	74%
Nov 2	at SF	W	1/1	8	6	0.0	0	0	0	0	65	97%
Nov 9	at Ari	L	1/1	8	5	0.0	0	0	0	0	66	100%
Nov 16	Den	W	1/1	3	2	0.0	0	2	0	0	69	100%
Nov 23	at SD	L	1/1	7	5	0.0	0	0	0	1	63	100%
Nov 30	Oak	W	1/1	2	1	0.0	0	0	0	1	78	100%
Dec 7	at Was	W	1/1	3	3	0.0	1	0	1	0	56	100%
Dec 11	Ari	L	1/1	9	5	0.0	0	1	0	0	68	100%
Dec 21	NYG	L	1/1	3	2	0.0	0	0	0	0	71	100%
Dec 28	at Sea	L	1/1	7	4	0.0	0	0	0	0	62	100%
Totals			16/16	96	64	0.0	2	5	2	2	1,025	99%

2013 GAME-BY-GAME STATISTICS (STL)

Date	Opp		GP/S	Tot	Solo	Sk	Int	PD	FF	FR	Snaps	Pct
Sep 8	Ari	W	1/1	5	4	0.0	0	1	0	0	71	100%
Sep 15	at Atl	L	1/1	7	6	0.0	0	0	0	0	64	100%
Sep 22	at Dal	L	1/1	7	5	0.0	0	1	0	0	62	100%
Sep 26	SF	L	1/1	4	3	0.0	0	0	0	1	69	100%
Oct 6	Jax	W	1/1	3	3	0.0	0	1	0	0	60	100%
Oct 13	at Hou	W	1/1	6	4	0.0	0	0	0	0	76	100%
Oct 20	at Car	L	1/1	5	2	0.0	0	0	0	0	59	100%
Oct 28	Sea	L	1/1	3	2	0.0	0	0	0	0	44	100%
Nov 3	Ten	L	1/1	7	7	0.0	1	0	0	0	62	100%
Nov 10	at Ind	W	1/1	2	2	0.0	0	1	0	0	73	99%
Nov 24	Chi	W	1/1	8	7	0.0	1	1	0	0	76	96%
Dec 1	at SF	L	1/1	4	3	0.0	0	0	0	1	67	100%
Dec 8	at Ari	L	1/1	5	5	0.0	0	0	1	0	68	100%
Dec 15	NO	W	1/1	8	7	0.0	0	0	0	0	85	99%
Dec 22	TB	W	1/1	4	4	0.0	0	0	0	0	59	100%
Dec 29	at Sea	L	1/1	9	4	0.0	0	1	0	0	65	100%
Totals			16/16	87	68	0.0	2	6	1	2	1,060	99%

2012 GAME-BY-GAME STATISTICS (STL)

Date	Opp		GP/S	Tot	Solo	Sk	Int	PD	FF	FR	Snaps	Pct
Sep 9	at Det	L	1/0	0	0	0.0	0	0	0	0	0	0%
Sep 16	Was	W	1/0	0	0	0.0	0	0	0	0	0	0%
Sep 23	at Chi	L	1/0	0	0	0.0	0	0	0	0	0	0%
Sep 30	Sea	W	1/0	0	0	0.0	0	0	0	0	0	0%
Oct 4	Ari	W	1/0	0	0	0.0	0	0	0	0	0	0%
Oct 14	at Mia	L	1/0	0	0	0.0	0	0	0	0	0	0%
Oct 21	GB	L	1/0	0	0	0.0	0	0	0	0	0	0%
Oct 28	NE	L	1/0	0	0	0.0	0	0	0	0	0	0%
Nov 11	at SF	T	1/0	0	0	0.0	0	0	0	0	0	0%
Nov 18	NYJ	L	1/0	0	0	0.0	0	0	0	0	3	5%
Nov 25	at Ari	W	1/0	0	0	0.0	0	0	0	0	0	0%
Dec 2	SF	W	1/0	0	0	0.0	0	0	0	0	0	0%
Dec 9	at Buf	W	1/0	0	0	0.0	0	0	0	0	1	2%
Dec 16	Min	L	1/0	0	0	0.0	0	0	0	0	0	0%
Dec 23	at TB	W	1/0	0	0	0.0	0	0	0	0	0	0%
Dec 30	at Sea	L	1/0	0	0	0.0	0	0	0	0	0	0%
Totals			16/0	0	0	0.0	0	0	0	0	4	1%



6-4 | 254 **2nd Year**
DOB: March 14, 1997 (Age 23)

**Philadelphia,
 Pennsylvania**



**George Washington
 High School**



Penn State
 D4-19 (138th overall)
 by Philadelphia

TACKLES FOR LOSS

PENN STATE PLAYERS (2017-18)

26.5	Shareef Miller
22.0	Yetur Gross-Matos
14.5	Kevin Givens
13.0	Shaka Toney
12.5	Robert Windsor

THREE-STEP DROP

First job: Summer job at a windows company

Surprisingly good at: Playing the drums

Biggest pet peeves: Bad teeth, bad feet

Moment left starstruck: Meeting Jay-Z

**If he could play another sport,
 what position/team:** Shooting guard,
 New York Knicks

Favorite athlete growing up: Kobe Bryant

Favorite music/artists:
 Rap, Meek Mill, Jay-Z, Nas

Favorite meal:
 Mom's spaghetti

Originally selected by the Eagles in the 4th round (138th overall) of the 2019 NFL Draft, Shareef Miller was one of the most productive defensive ends in the Big Ten during his three seasons at Penn State. A two-time all-conference honoree, Miller led the Nittany Lions defense in both sacks (13.0) and TFLs (26.5) from 2017-18.

MOST SACKS

PENN STATE PLAYERS (2017-18)

Shareef Miller	13.0
Yetur Gross-Matos	9.5
Kevin Givens	8.5
Shaka Toney	8.5
Robert Windsor	8.5

BIRDSEED

A native of Philadelphia, Miller earned *Philadelphia Inquirer* first-team All-Southeastern Pennsylvania honors during his final prep year at George Washington High School in 2014. Prior to transferring to George Washington, Miller played at Frankford High School, where he was named All-Southeastern Pennsylvania first-team.

Miller is the son of Tekeya Cook and has five siblings: Najier, Destiny, Sharde, Tayda and Jaydua. At Penn State, he majored in rehabilitation and human services.

[@Sacks5thReef](#) [@48mill](#)

COLLEGE HIGHLIGHTS

- ▶ In 40 career games at Penn State, registered 100 tackles (58 solo), 31.5 TFLs, 14.5 sacks, 1 FF and 2 FRs. Led the Nittany Lions defense in both sacks (13.0) and TFLs (26.5) from 2017-18
- ▶ A team co-MVP as a junior in 2018, earned third-team All-Big Ten honors after recording single-season career highs in tackles (41), TFLs (15) and sacks (7.5) in 13 starts. Named to the Bednarik Award preseason watch list





CAREER STATISTICS

Year	Team	GP/S	TACKLES					PASS DEFENSE						FUMBLES			DEF SNAPS	
			Total	Solo	Asst	TFL	Sacks	Int	Yds	Lg	TD	PD	QPH	FF	FR	Yds	No	Pct
2019	Philadelphia	1/0	0	0	0	0	0.0	0	0	--	0	0	0	0	0	0	0	0%
Totals		1/0	0	0	0	0	0.0	0	0	--	0	0	0	0	0	0	---	---

PLAYOFFS

2019	Philadelphia	0/0	0	0	0	0	0.0	0	0	--	0	0	0	0	0	0	---	---
Totals		0/0	0	0	0	0	0.0	0	0	--	0	0	0	0	0	0	---	---

CAREER HIGHS

Tackles	--	---
Sacks	--	---
INTs	--	---
PDs	--	---
FFs	--	---
FRs	--	---

2019 GAME-BY-GAME STATISTICS (PHI)

Date	Opp	GP/S	Tot	Solo	Sk	Int	PD	FF	FR	Snaps	Pct
Sep 8	Was	W	0/0	INACTIVE							
Sep 15	at Atl	L	0/0	INACTIVE							
Sep 22	Det	L	0/0	INACTIVE							
Sep 26	at GB	W	0/0	INACTIVE							
Oct 6	NYJ	W	0/0	INACTIVE							
Oct 13	at Min	L	0/0	INACTIVE							
Oct 20	at Dal	L	0/0	DID NOT PLAY							
Oct 27	at Buf	W	1/0	0	0	0.0	0	0	0	0	0%
Nov 3	Chi	W	0/0	INACTIVE							
Nov 17	NE	L	0/0	INACTIVE							
Nov 24	Sea	L	0/0	INACTIVE							
Dec 1	at Mia	L	0/0	INACTIVE							
Dec 9	NYG	W	0/0	INACTIVE							
Dec 15	at Was	W	0/0	INACTIVE							
Dec 22	Dal	W	0/0	INACTIVE							
Dec 29	at NYG	W	0/0	INACTIVE							
Totals		1/0	0	0	0.0	0	0	0	0	---	---
PLAYOFFS											
Jan 5	Sea	L	0/0	INACTIVE							
Totals		0/0	0	0	0.0	0	0	0	0	---	---



COLLEGE HIGHLIGHTS (Continued)

- ▶ Voted third-team All-Big Ten by the media and Phil Steele after his sophomore season in 2017. Tallied 37 tackles (20 solo), 11 TFLs, 5.0 sacks, 1 FF and 1 FR in 13 games (12 starts)
- ▶ Appeared in all 14 games as a redshirt freshman in 2016 and recorded 5.5 TFLs and 2.0 sacks

TRANSACTIONS

2019 Drafted by PHI in 4th round (138th overall)
Signed 4-year contract



6-0 | 191 **5th Year**
DOB: April 6, 1994 (Age 26)



Louisiana State
D7a-16 (233rd overall)
by Philadelphia



Originally selected by Philadelphia in the 7th round (233rd overall) of the 2016 NFL Draft, Jalen Mills earned a starting role on the Eagles defense in 2017, when he tied for the team lead with 22 PDs, ranked 2nd with 86 total tackles and tied for 2nd with 3 INTs (including 1 TD). Mills was a four-year starter at LSU, where he earned All-America honors in 2015.

MOST PASSES DEFENSED EAGLES PLAYERS IN 2017

Jalen Mills*	22
Ronald Darby	22
Rasul Douglas	14
Malcolm Jenkins	12
Several players tied	11

* Career high

MOST INTERCEPTIONS EAGLES PLAYERS IN 2017

Patrick Robinson	4
Jalen Mills	3
Ronald Darby	3
Rodney McLeod	3

* Career high

THREE-STEP DROP

First job: Sold a local newspaper door-to-door when he was 14

Bucket list: Go on a safari, scuba dive with sharks, travel to Australia, Dubai and Paris

Desired talent: Be a genius. "I would want to be the next Albert Einstein."

Player he models his game after:
 Tyrann Mathieu

First jersey: Allen Iverson, Philadelphia 76ers (black jersey)

Favorite athletes growing up:
 Allen Iverson, Tracy McGrady, Roy Jones Jr.

Favorite athletes to watch now:
 LeBron James, Derrick Rose, Usain Bolt, Serena Williams

Favorite movies: *Belly*, *Finding Nemo*, *Paid in Full*, *Scarface*

Favorite music: Future, Kodak Black, Lil Uzi Vert, Young Thug

Favorite meal: Shrimp and rice

SEASON HIGHLIGHTS

2019 - PHILADELPHIA (9/9, 1/1)

- Returned from the Reserve/PUP List (foot) and recorded 50 tackles (39 solo), 10 PDs and 1 INT in 9 regular-season games
- Intercepted Cowboys QB **Dak Prescott** in his season debut at Dal. (10/20/19)

2018 - PHILADELPHIA (8/8, 0/0)

- Totaled 50 tackles (40 solo) and 14 PDs before being placed on Injured Reserve (foot). Despite missing 8 games, finished with the 2nd-most PDs on the Eagles defense
- Recorded 5 solo tackles and a career-high 4 PDs in the 20-16 win vs. Ind. (9/23/18)

2017 - PHILADELPHIA (15/15, 3/3)

- Finished the regular season tied for the team lead with 22 PDs, ranked 2nd with 86 tackles (68 solo) and tied for 2nd with 3 INTs – *all career highs*



CAREER STATISTICS

Year	Team	GP/S	TACKLES					PASS DEFENSE						FUMBLES			DEF SNAPS	
			Total	Solo	Asst	TFL	Sacks	Int	Yds	Lg	TD	PD	QPH	FF	FR	Yds	No	Pct
2016	Philadelphia	16/2	67	55	12	0	0.0	0	0	--	0	10	0	0	0	0	661	65%
2017	Philadelphia	15/15	86	68	18	1	0.0	3	53	37t	1	22	0	0	0	0	932	90%
2018	Philadelphia	8/8	50	40	10	2	0.0	0	0	--	0	14	0	0	0	0	457	44%
2019	Philadelphia	9/9	50	39	11	0	0.0	1	0	--	0	10	0	0	0	0	511	49%
Totals		48/34	253	202	51	3	0.0	4	53	37t	1	56	0	0	0	0	---	---

PLAYOFFS

2017	Philadelphia	3/3	15	11	4	0	0.0	0	0	--	0	6	0	0	0	0	206	100%
2018	Philadelphia	0/0	INJURED RESERVE (FOOT) (12/8/18)															
2019	Philadelphia	1/1	4	3	1	0	0.0	0	0	--	0	0	0	0	0	0	64	100%
Totals		4/4	19	14	5	0	0.0	0	0	--	0	6	0	0	0	0	---	---

ADDITIONAL STATISTICS

INT-TDs: 1 - 10/29/17 vs. SF (49ers QB C.J. Beathard) (37 yards)

CAREER HIGHS

Tackles	12	9/24/17 vs. NYG
Sacks	--	---
INTs	1	4x, last: 10/20/19 vs. Dal.
PDs	4	9/23/18 vs. Ind.
FFs	--	---
FRs	--	---



FÚTBOL FAN

A big soccer fan to this day, Mills played left midfield and left forward in high school. He attended the COPA America Centenario games at Lincoln Financial Field in the 2016 off-season and says if he could play any other sport he would be a forward for the U.S. national team. His favorite soccer players are Cristiano Ronaldo and Lionel Messi.

BIRDSEED

Mills is the son of Kisa Mills and has an older brother, Jaquan, and a dog, a Morkie named Baby. Mills spent one season at DeSoto (TX) High School and helped lead his team to a 10-2 record as a senior, after transferring from Lancaster High School. He moved to WR and QB before switching to the secondary as a junior in high school.

[@greengoblin](#) [@greengoblin](#)

SEASON HIGHLIGHTS (Continued)

- ▶ As Philadelphia held a 15-10 lead with just over a minute remaining in the Divisional Playoff vs. Atl. (1/13/18), blanketed Falcons WR **Julio Jones** on fourth-and-goal and forced an incomplection in the corner of the end zone to seal the 15-10 victory
- ▶ Named **NFC Defensive Player of the Week** after posting a 37-yard INT-TD against 49ers QB **C.J. Beathard** in the 33-10 win vs. SF (10/29/17). Marked his first career TD. Became the first Eagle to win the award since 2007
- ▶ Recorded his first career INT in the season-opening, 30-17 win at Was. (9/10/17). With the Eagles clinging to a 2-point lead and Washington threatening to score in the fourth quarter, picked off a **Kirk Cousins** pass on the goal line

2016 - PHILADELPHIA (16/2)

- ▶ Finished his rookie campaign tied for 4th on the Eagles defense with 10 PDs and ranked 5th with 67 tackles (55 solo)

COLLEGE HIGHLIGHTS

- ▶ Played in 7 games as a senior in 2015 after breaking his ankle in the preseason. Was a first-team All-America selection by CBS Sports after finishing with 30 tackles, 1.0 sack and 3 PDs
- ▶ As a junior in 2014, started 12 games at safety and one at nickel-back and tallied 62 tackles, 1 INT and 5 PDs
- ▶ Picked up 67 tackles, 3.0 sacks and 3 INTs (tied for the team lead) over 13 starts as a sophomore in 2013
- ▶ Earned 2012 Freshman First-Team All-America honors after starting all 13 games at CB and finishing 4th on the team with 57 total tackles, while adding 2 INTs and 5 PDs

TRANSACTIONS

2016	Drafted by PHI in 7th round (233rd overall) <i>Signed 4-year contract</i>
12/8/18	Placed on Injured Reserve (foot)
7/25/19	Placed on Active/PUP List (foot)
8/31/19	Placed on Reserve/PUP List (foot)
10/15/19	Activated to a 21-day practice window
10/19/19	Activated from Reserve/PUP to Perform List
3/17/20	Agreed to terms with PHI on 1-year contract



2019 GAME-BY-GAME STATISTICS (PHI)

Date	Opp	GP/S	Tot	Solo	Sk	Int	PD	FF	FR	Snap	Pct
Sep 8	Was	W	0/0	RESERVE/PUP (FOOT)							
Sep 15	at Atl	L	0/0	RESERVE/PUP (FOOT)							
Sep 22	Det	L	0/0	RESERVE/PUP (FOOT)							
Sep 26	at GB	W	0/0	RESERVE/PUP (FOOT)							
Oct 6	NYJ	W	0/0	RESERVE/PUP (FOOT)							
Oct 13	at Min	L	0/0	RESERVE/PUP (FOOT)							
Oct 20	at Dal	L	1/1	11	8	0.0	1	1	0	0	64 91%
Oct 27	at Buf	W	1/1	3	3	0.0	0	0	0	0	57 92%
Nov 3	Chi	W	1/1	3	3	0.0	0	1	0	0	42 93%
Nov 17	NE	L	1/1	6	4	0.0	0	2	0	0	74 100%
Nov 24	Sea	L	1/1	7	6	0.0	0	2	0	0	62 95%
Dec 1	at Mia	L	1/1	4	2	0.0	0	2	0	0	71 99%
Dec 9	NYG	W	1/1	5	5	0.0	0	1	0	0	43 83%
Dec 15	at Was	W	1/1	3	2	0.0	0	0	0	0	50 94%
Dec 22	Dal	W	1/1	8	6	0.0	0	1	0	0	48 77%
Dec 29	at NYG	W	0/0	INACTIVE							
Totals			9/9	50	39	0.0	1	10	0	0	511 49%
PLAYOFFS											
Jan 5	Sea	L	1/1	4	3	0.0	0	0	0	0	64 100%
Totals			1/1	4	3	0.0	0	0	0	0	64 100%

2018 GAME-BY-GAME STATISTICS (PHI)

Date	Opp	GP/S	Tot	Solo	Sk	Int	PD	FF	FR	Snap	Pct
Sep 6	Atl	W	1/1	6	6	0.0	0	2	0	0	67 96%
Sep 16	at TB	L	1/1	7	6	0.0	0	0	0	0	58 100%
Sep 23	Ind	W	1/1	5	5	0.0	0	4	0	0	55 93%
Sep 30	at Ten	L	1/1	6	3	0.0	0	1	0	0	71 100%
Oct 7	Min	L	1/1	9	5	0.0	0	3	0	0	62 100%
Oct 11	at NYG	W	1/1	9	8	0.0	0	3	0	0	63 97%
Oct 21	Car	L	1/1	7	7	0.0	0	1	0	0	58 98%
Oct 28	at Jax	W	1/1	1	0	0.0	0	0	0	0	23 36%
Nov 11	Dal	L	0/0	INACTIVE (FOOT)							
Nov 18	at NO	L	0/0	INACTIVE (FOOT)							
Nov 25	NYG	W	0/0	INACTIVE (FOOT)							
Dec 3	Was	W	0/0	INACTIVE (FOOT)							
Dec 9	at Dal	L	0/0	INJURED RESERVE (FOOT)							
Dec 16	at LAR	W	0/0	INJURED RESERVE (FOOT)							
Dec 23	Hou	W	0/0	INJURED RESERVE (FOOT)							
Dec 30	at Was	W	0/0	INJURED RESERVE (FOOT)							
Totals			8/8	50	40	0.0	0	14	0	0	457 44%
PLAYOFFS											
Jan 6	at Chi	W	0/0	INJURED RESERVE (FOOT)							
Jan 13	at NO	L	0/0	INJURED RESERVE (FOOT)							
Totals			0/0	0	0	0.0	0	0	0	0	0 0%

2017 GAME-BY-GAME STATISTICS (PHI)

Date	Opp	GP/S	Tot	Solo	Sk	Int	PD	FF	FR	Snap	Pct
Sep 10	at Was	W	1/1	9	9	0.0	1	2	0	0	63 100%
Sep 17	at KC	L	1/1	2	2	0.0	0	0	0	0	53 100%
Sep 24	NYG	W	1/1	12	11	0.0	0	2	0	0	69 100%
Oct 1	at LAC	W	1/1	5	3	0.0	0	1	0	0	57 100%
Oct 8	Ari	W	1/1	6	5	0.0	0	3	0	0	58 97%
Oct 12	at Car	W	1/1	5	3	0.0	1	1	0	0	81 99%
Oct 23	Was	W	1/1	6	6	0.0	0	0	0	0	64 100%
Oct 29	SF	W	1/1	8	5	0.0	1	2	0	0	61 92%
Nov 5	Den	W	1/1	4	3	0.0	0	2	0	0	64 100%
Nov 19	at Dal	W	1/1	8	7	0.0	0	3	0	0	63 100%
Nov 26	Chi	W	1/1	2	2	0.0	0	1	0	0	44 80%
Dec 3	at Sea	L	1/1	7	5	0.0	0	1	0	0	60 97%
Dec 10	at LAR	W	1/1	0	0	0.0	0	0	0	0	48 100%
Dec 17	at NYG	W	1/1	4	3	0.0	0	2	0	0	85 97%
Dec 25	Oak	W	1/1	8	4	0.0	0	2	0	0	62 90%
Dec 31	Dal	L	0/0	INACTIVE (ANKLE)							
Totals			15/15	86	68	0.0	3	22	0	0	932 90%
PLAYOFFS											
Jan 13	Atl	W	1/1	1	1	0.0	0	3	0	0	63 100%
Jan 21	Min	W	1/1	5	4	0.0	0	1	0	0	67 100%
Feb 4	at NE	W	1/1	9	6	0.0	0	2	0	0	76 100%
Totals			3/3	15	11	0.0	0	6	0	0	206 100%

2016 GAME-BY-GAME STATISTICS (PHI)

Date	Opp	GP/S	Tot	Solo	Sk	Int	PD	FF	FR	Snap	Pct
Sep 11	Cle	W	1/0	2	2	0.0	0	1	0	0	12 23%
Sep 19	at Chi	W	1/0	6	6	0.0	0	1	0	0	43 83%
Sep 25	Pit	W	1/0	8	7	0.0	0	0	0	0	53 88%
Oct 9	at Det	L	1/0	4	4	0.0	0	1	0	0	24 39%
Oct 16	at Was	L	1/1	7	5	0.0	0	1	0	0	73 99%
Oct 23	Min	W	1/0	4	4	0.0	0	1	0	0	27 36%
Oct 30	at Dal	L	1/0	4	3	0.0	0	1	0	0	47 60%
Nov 6	at NYG	L	1/0	2	1	0.0	0	0	0	0	36 56%
Nov 13	Atl	W	1/1	7	6	0.0	0	1	0	0	50 100%
Nov 20	at Sea	L	1/0	1	0	0.0	0	0	0	0	40 60%
Nov 28	GB	L	1/0	5	5	0.0	0	2	0	0	49 69%
Dec 4	at Cin	L	1/0	4	2	0.0	0	0	0	0	23 36%
Dec 11	Was	L	1/0	1	1	0.0	0	0	0	0	40 83%
Dec 18	at Bal	L	1/0	3	3	0.0	0	0	0	0	34 59%
Dec 22	NYG	W	1/0	9	6	0.0	0	0	0	0	66 74%
Jan 1	Dal	W	1/0	0	0	0.0	0	0	0	0	44 79%
Totals			16/2	67	55	0.0	0	9	0	0	661 65%



6-4 | 305 **1st Year**
DOB: Aug. 15, 1996 (Age 23)



**Stansbury Park,
Utah**

**Stansbury
High School**



Weber State
*UDFA ('19) by
Philadelphia*

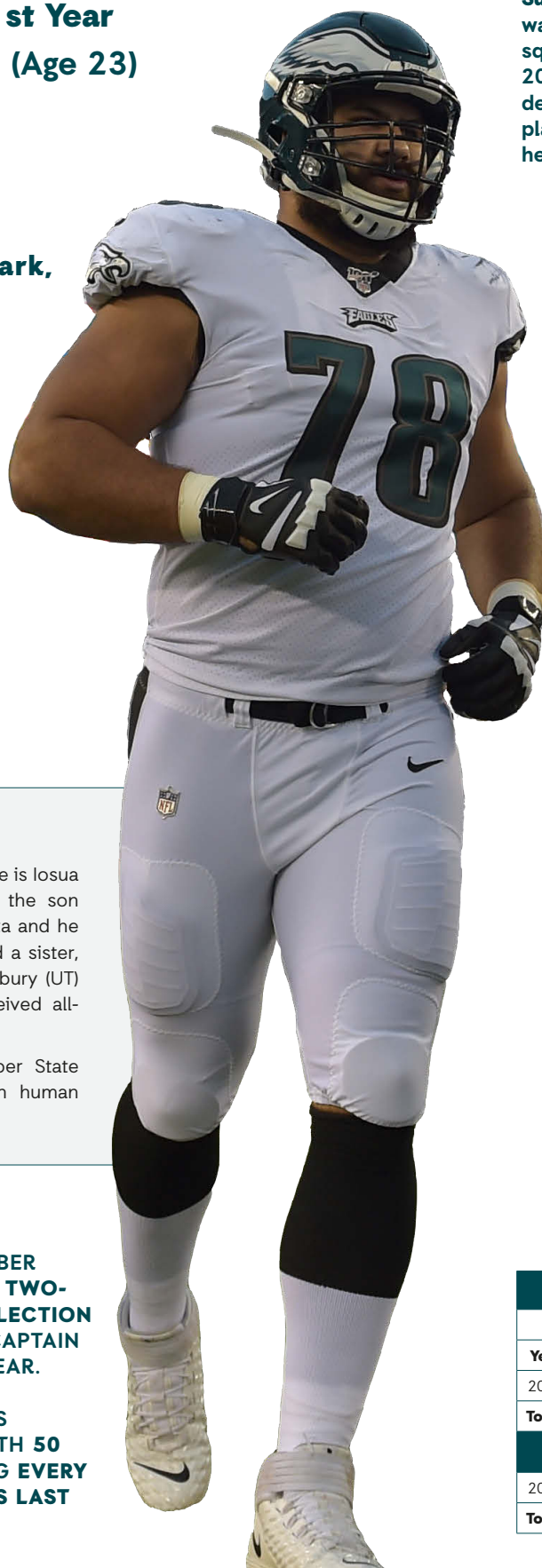
BIRDSEED

Opeta, whose given first name is Iosua (pronounced YO-sue-uh), is the son of Amerika and Christy Opeta and he has a twin brother, Isaia, and a sister, Malia. Opeta attended Stansbury (UT) High School, where he received all-state and all-region honors.

Opeta graduated from Weber State with a bachelor's degree in human performance management.

OPETA PLAYED AT WEBER STATE, WHERE HE WAS A TWO-TIME FCS ALL-AMERICA SELECTION AND ALSO SERVED AS A CAPTAIN DURING HIS SENIOR YEAR.

OPETA FINISHED HIS COLLEGIATE CAREER WITH 50 GAMES PLAYED, INCLUDING EVERY CONTEST IN EACH OF HIS LAST THREE SEASONS.



Sua Opeta (pronounced SUE-uh OH-pet-uh) was signed by the Eagles from the practice squad to the active roster in Week 14 of 2019. Opeta, who originally joined Philadelphia as an undrafted free agent in 2019, played collegiately at Weber State, where he was a team captain and two-time FCS All-America selection.

COLLEGE HIGHLIGHTS

- ▶ Finished his career at Weber State playing in 50 games over four years, including every contest in each of his final three seasons on the offensive line. A two-time All-America and two-time first-team All-Big Sky honoree
- ▶ As a senior in 2018, was voted a consensus All-American as well as first-team All-Big Sky after starting all 13 games and serving as a team captain. Part of a Wildcat team that won 10 games and a league title and earned a No. 2 playoff seed
- ▶ Started all 14 games as a junior in 2017 as part of Weber State's historic season that included a Big Sky title, a school-record 11 wins and 2 wins in the FCS playoffs. Earned All-America and All-Big Sky accolades
- ▶ As a sophomore in 2016, started all 12 games on the offensive line after moving from the defensive side of the ball in spring practice. Named honorable mention all-conference

TRANSACTIONS

2019	Signed by PHI as undrafted free agent
8/31/19	Waived by PHI
9/1/19	Signed by PHI to practice squad
12/3/19	Signed by PHI from practice squad to active roster

CAREER STATISTICS

			OFF SNAPS	
Year	Team	GP/S	No	Pct
2019	Philadelphia	0/0	0	0%
Totals		0/0	---	---
PLAYOFFS				
2019	Philadelphia	0/0	0	0%
Totals		0/0	---	---



6-3 | 259 **2nd Year**
DOB: July 12, 1995 (Age 24)



**St. Ignace,
Michigan**

**LaSalle
High School**



Central Michigan
*UDFA ('18) by
Philadelphia*



Joe Ostman was originally signed by the Eagles as an undrafted free agent in 2018 and has spent each of the first two years of his NFL career in Philadelphia. Ostman played collegiately at Central Michigan, where he earned first-team All-MAC honors and finished his career as one of the school's all-time defensive leaders in tackles (220), TFLs (45.5) and sacks (26.0).

MOST SACKS

CENTRAL MICHIGAN HISTORY

Dan Bazuin (2003-06)	35.5
Joe Ostman (2014-17)	26.0
Frank Zombo (2006-09)	25.5
Jon McCall (1996-98)	22.0
Mike Nettie (1989-92)	21.0

TACKLES FOR LOSS

CENTRAL MICHIGAN HISTORY

Dan Bazuin (2003-06)	60.5
Joe Ostman (2014-17)	45.5
Several players tied	40.0

BIRDSEED

Ostman prepped at LaSalle (MI) High School, where he was a four-year letterwinner playing linebacker and tight end.

Ostman was honored as both the Ski Valley Conference North Defensive and Conference Player of the Year. He led the Saints to a conference championship and advanced to the state semifinals in his junior and senior campaigns.

Ostman also wrestled in high school and was a three-time Michigan state champion. He owns multiple school wrestling records, including consecutive wins (141) and wins in a season (57). In college, Ostman was awarded the 2017 Famous Idaho Potato Bowl Humanitarian Award, received 2016 MAC Academic Team accolades and received an MAC Scholar Athlete of the Week honor.

Before entering the NFL, Ostman worked at his family bakery, Mackinaw Bakery. The bakery was his first and only job before the NFL and it has been in his family for three generations, starting with his great grandfather.

@JoeOstman @joeyostman

COLLEGE HIGHLIGHTS

- ▶ Finished his collegiate career as one of Central Michigan's all-time defensive leaders in tackles (220), TFLs (45.5) and sacks (26.0)
- ▶ Named the Co-Defensive Player of the Year for Central Michigan following the 2016-17 seasons
- ▶ Received first-team All-MAC honors as a senior in 2017 after totaling 60 tackles (34 solo), 19.5 TFLs and 13.0 sacks. His 13.0 sacks ranked 2nd in the nation, behind Northern Illinois' **Sutton Smith** (14.0)

TRANSACTIONS

2018	Signed by PHI as undrafted free agent
9/1/18	Waived by PHI
9/2/18	Signed by PHI to practice squad
1/14/19	Signed by PHI to reserve/future contract
8/6/19	Placed on Injured Reserve



6-1 | 194  **5th Year**
DOB: July 29, 1994 (Age 26)

**Philadelphia,
 Pennsylvania**



**Germantown
 High School**



Arizona
*D6-16 (219th overall)
 by Denver*
Acquired: FA-Den-20

THREE-STEP DROP

Nickname: Tarzan or Mookie

Bucket list: Buy a house for his mom and family

Desired talent: "I'm an inspired basketball player."

If he could play another sport:
 Baseball

Players he models his game after:
 Brian Dawkins, Ed Reed, Sean Taylor

Moment left star struck:
 Playing against Tom Brady for the first time and meeting him

Favorite sports moment: When the Phillies won the 2008 World Series

Favorite quote: "Success is what you want it to be. You set your own bar for success, and you'll be successful."

Favorite movies: *The Sum of All Fears, Tears of the Sun, 12 Strong, Friday After Next*

Favorite TV show: *Stranger Things*

Favorite music: Travis Scott and Lil Uzi Vert

Favorite meal: Lamb with anything



A native of Philadelphia, **Will Parks** joined the Eagles during the 2020 offseason after spending the first four years of his career with the Broncos (2016-19). Originally selected by Denver in the 6th round (219th overall) of the 2016 NFL Draft, Parks was an All-Pac-12 honoree at the University of Arizona, where he totaled 197 tackles, 24 PDs and 4 INTs in 53 games.

MOST INTERCEPTIONS BRONCOS PLAYERS (2016-19)

Justin Simmons	11
Chris Harris	8
Darian Stewart	8
Will Parks*	4
Bradley Roby	4
Aqib Talib	4

** Has recorded an INT in each of his four NFL seasons*

PASSES DEFENSED BRONCOS SAFETIES (2016-19)

Justin Simmons	28
Darian Stewart	14
Will Parks*	13
T.J. Ward	8

** Produced career-high 4 PDs in 2017 and 2018*

SEASON HIGHLIGHTS

2019 - DENVER (14/7)

- ▶ Produced 31 tackles (25 solo), 2 PDs, 1.0 sack, 1 FF and 4 special teams tackles
- ▶ Intercepted Texans QB **Deshaun Watson** with 23 seconds remaining to seal the victory in the 38-24 win at Hou. (12/8/19)
- ▶ Registered 4 tackles (2 solo) and his first career sack when he brought down Chargers QB **Philip Rivers** for a 7-yard loss on third down to force a punt in the 23-20 victory vs. LAC (12/1/19)
- ▶ Forced a fumble by Vikings RB **Ameer Abdullah** on a kick return at Min. (11/17/19)

2018 - DENVER (16/3)

- ▶ Totaled 39 tackles (23 solo) with a career-high-tying 4 PDs, 1 INT and 1 FF. Also added 2 special teams tackles



CAREER STATISTICS


Year	Team	GP/S	TACKLES					PASS DEFENSE						FUMBLES			DEF SNAPS	
			Total	Solo	Asst	TFL	Sacks	Int	Yds	Lg	TD	PD	QPH	FF	FR	Yds	No	Pct
2016	Denver	16/0	17	12	5	1	0.0	1	1	1	0	3	0	0	1	0	270	24%
2017	Denver	16/5	47	32	15	2	0.0	1	0	0	0	4	5	0	0	0	596	60%
2018	Denver	16/3	39	23	16	0	0.0	1	11	11	0	4	5	1	0	0	572	53%
2019	Denver	14/7	31	25	6	1	1.0	1	11	11	0	2	5	1	0	0	540	51%
Totals		62/15	134	92	42	4	1.0	4	23	11	0	13	15	2	1	0	---	---

ADDITIONAL STATISTICS

Special Teams Tackles: 15 - 2019 (4), 2018 (2), 2017 (4), 2016 (5) **Special Teams FRs:** 1 - 2016 (1) **Blocked XPA Return for Defensive Conversion:** 11/13/16 at NO

CAREER HIGHS

Tackles	7	12/14/17 at Ind.
Sacks	1.0	12/1/19 vs. LAC
INTs	1	4x, last: 12/8/19 at Hou.
PDs	2	1/1/17 vs. Oak.
FFs	1	2x, last: 11/17/19 at Min.
FRs	1	10/13/16 at SD



BIRDSEED

Parks played cornerback, receiver, running back and kick returner at Germantown (PA) High School, where he was named first-team All-Southeastern Pennsylvania as a senior after making 27 tackles and recording 4 INTs for 119 yards. He also scored 13 TDs between his junior and senior seasons on offense. Outside of football, Parks lettered in basketball and track and field.

Parks was chosen as a Broncos Community Ambassador Award winner in 2017 after leading the team with 20 community visits, including local high school visits and various team initiatives, and again in 2019 by continuing to support Boys & Girls Clubs of Metro Denver with club visits and participation in various events while also volunteering nearly 40 hours at 20+ team and teammate events.

Parks has continued to deepen his community involvement in his hometown of Philadelphia through his work with Philadelphia CeaseFire by launching a basketball league to help curb youth violence during peak hours.

SEASON HIGHLIGHTS (Continued)

- ▶ Posted 6 tackles (3 solo) and forced a fumble by Steelers TE **Xavier Grimble** that led to a touchback in the second quarter of the 24-17 win vs. Pit. (11/25/18)
- ▶ Recorded 3 tackles (2 solo) and picked off Chargers QB **Philip Rivers** vs. LAC (12/30/18)

2017 - DENVER (16/5)

- ▶ Tallied a career-high 47 tackles (32 solo) and a career-high 4 PDs while adding 1 INT and 4 special teams tackles
- ▶ Produced 2 tackles (1 solo) and intercepted QB **Kirk Cousins** in the end zone at Was. (12/24/17)
- ▶ Led the Broncos defense with a career-high 7 tackles (4 solo) in the 25-13 win at Ind. (12/14/17)

2016 - DENVER (16/0)

- ▶ Registered 17 tackles (12 solo), 3 PDs, 1 INT and 1 FR. Logged a career-high 5 special teams tackles
- ▶ After Broncos S **Justin Simmons** blocked Saints K **Wil Lutz's** extra-point attempt with 1:30 remaining in the game, recovered the ball and returned it for a defensive conversion, marking the game-winning 2 points in the 25-23 win at NO (11/13/16)
- ▶ Recorded his first career INT against Bengals QB **Andy Dalton** in the fourth quarter of the 29-17 victory at Cin. (9/25/16)

COLLEGE HIGHLIGHTS

- ▶ Started 31 of 53 games played at the University of Arizona, totaling 197 tackles (130 solo), 24 PDs and 4 INTs (102 yards)
- ▶ Opened all 13 games as a senior and was named one of the Wildcats' four captains. Tallied a team-best 76 tackles (53 solo), 7 PDs and 2 FFs, earning All-Pac-12 honorable mention
- ▶ Started all 14 contests at the 'spur' position as a junior, posting 81 tackles (52 solo), 10 PDs, 2 INTs, 1.0 sack and 1 FR

TRANSACTIONS

- 2016** Drafted by DEN in 6th round (219th overall)
Signed 4-year contract
- 3/21/20** Agreed to terms with PHI on 1-year contract



2019 GAME-BY-GAME STATISTICS (DEN)

Date	Opp	GP/S	Tot	Solo	Sk	Int	PD	FF	FR	Snap	Pct
Sep 9	at Oak	L	1/0	2	2	0.0	0	0	0	28	51%
Sep 15	Chi	L	1/1	0	0	0.0	0	0	0	49	82%
Sep 22	at GB	L	1/0	2	1	0.0	0	0	0	39	72%
Sep 29	Jax	L	1/1	5	4	0.0	0	0	0	85	100%
Oct 6	at LAC	W	1/0	1	1	0.0	0	1	0	16	23%
Oct 13	Ten	W	1/0	4	4	0.0	0	0	0	46	70%
Oct 17	KC	L	1/1	2	2	0.0	0	0	0	17	28%
Oct 27	at Ind	L	0/0	INACTIVE (HAND)							
Nov 3	Cle	W	0/0	INACTIVE (HAND)							
Nov 17	at Min	L	1/0	0	0	0.0	0	0	1	3	5%
Nov 24	at Buf	L	1/0	0	0	0.0	0	0	0	9	12%
Dec 1	LAC	W	1/1	4	2	1.0	0	0	0	49	74%
Dec 8	at Hou	W	1/1	4	2	0.0	1	1	0	62	82%
Dec 15	at KC	L	1/1	4	4	0.0	0	0	0	43	63%
Dec 22	Det	W	1/1	0	0	0.0	0	0	0	36	72%
Dec 29	Oak	W	1/0	3	3	0.0	0	0	0	58	80%
Totals			14/7	31	25	1.0	1	2	1	540	51%

2018 GAME-BY-GAME STATISTICS (DEN)

Date	Opp	GP/S	Tot	Solo	Sk	Int	PD	FF	FR	Snap	Pct
Sep 9	Sea	W	1/0	2	1	0.0	0	0	0	23	40%
Sep 16	Oak	W	1/0	0	0	0.0	0	0	0	14	22%
Sep 23	at Bal	L	1/0	1	0	0.0	0	0	0	37	51%
Oct 1	KC	L	1/0	0	0	0.0	0	0	0	17	22%
Oct 7	at NYJ	L	1/0	0	0	0.0	0	0	0	25	40%
Oct 14	LAR	L	1/0	1	1	0.0	0	1	0	13	18%
Oct 18	at Ari	W	1/0	4	3	0.0	0	0	0	60	91%
Oct 28	at KC	L	1/1	3	1	0.0	0	0	0	58	100%
Nov 4	Hou	L	1/1	5	2	0.0	0	0	0	62	100%
Nov 18	at LAC	W	1/0	4	1	0.0	0	0	0	33	43%
Nov 25	Pit	W	1/0	6	3	0.0	0	1	1	42	54%
Dec 2	at Cin	W	1/0	2	2	0.0	0	0	0	37	54%
Dec 9	at SF	L	1/0	1	1	0.0	0	0	0	30	42%
Dec 15	Cle	L	1/1	4	3	0.0	0	1	0	48	72%
Dec 24	at Oak	L	1/0	3	3	0.0	0	0	0	37	60%
Dec 30	LAC	L	1/0	3	2	0.0	1	1	0	36	61%
Totals			16/3	39	23	0.0	1	4	1	572	53%

2017 GAME-BY-GAME STATISTICS (DEN)

Date	Opp	GP/S	Tot	Solo	Sk	Int	PD	FF	FR	Snap	Pct
Sep 11	LAC	W	1/0	1	1	0.0	0	0	0	43	74%
Sep 17	Dal	W	1/0	4	4	0.0	0	0	0	53	75%
Sep 24	at Buf	L	1/0	1	1	0.0	0	0	0	27	42%
Oct 1	Oak	W	1/0	5	5	0.0	0	1	0	30	56%
Oct 15	NYG	L	1/0	0	0	0.0	0	0	0	10	19%
Oct 22	at LAC	L	1/0	5	1	0.0	0	0	0	32	55%
Oct 30	at KC	L	1/1	2	2	0.0	0	0	0	45	73%
Nov 5	at Phi	L	1/0	3	2	0.0	0	0	0	38	55%
Nov 12	NE	L	1/0	2	2	0.0	0	1	0	28	40%
Nov 19	Cin	L	1/0	3	1	0.0	0	0	0	24	44%
Nov 26	at Oak	L	1/0	3	2	0.0	0	0	0	21	31%
Dec 3	at Mia	L	1/1	3	3	0.0	0	0	0	53	79%
Dec 10	NYJ	W	1/0	5	3	0.0	0	1	0	41	82%
Dec 14	at Ind	W	1/1	7	4	0.0	0	0	0	48	89%
Dec 24	at Was	L	1/1	2	1	0.0	1	1	0	57	85%
Dec 31	KC	L	1/1	1	0	0.0	0	0	0	46	70%
Totals			16/5	47	32	0.0	1	4	0	596	60%

2016 GAME-BY-GAME STATISTICS (DEN)

Date	Opp	GP/S	Tot	Solo	Sk	Int	PD	FF	FR	Snap	Pct
Sep 8	Car	W	1/0	0	0	0.0	0	0	0	0	0%
Sep 18	Ind	W	1/0	1	1	0.0	0	0	0	5	7%
Sep 25	at Cin	W	1/0	2	2	0.0	1	1	0	25	37%
Oct 2	at TB	W	1/0	0	0	0.0	0	0	0	33	47%
Oct 9	Atl	L	1/0	0	0	0.0	0	0	0	12	18%
Oct 13	at SD	L	1/0	1	1	0.0	0	0	1	19	29%
Oct 24	Hou	W	1/0	2	1	0.0	0	0	0	24	34%
Oct 30	SD	W	1/0	1	1	0.0	0	0	0	25	31%
Nov 6	at Oak	L	1/0	2	1	0.0	0	0	0	12	14%
Nov 13	at NO	W	1/0	2	0	0.0	0	0	0	14	28%
Nov 27	KC	L	1/0	1	1	0.0	0	0	0	6	7%
Dec 4	at Jax	W	1/0	0	0	0.0	0	0	0	24	29%
Dec 11	at Ten	L	1/0	0	0	0.0	0	0	0	6	9%
Dec 18	NE	L	1/0	1	1	0.0	0	0	0	17	23%
Dec 25	at KC	L	1/0	3	3	0.0	0	0	0	21	28%
Jan 1	Oak	W	1/0	1	0	0.0	0	2	0	27	50%
Totals			16/0	17	12	0.0	1	3	0	270	24%



6-3 | 223 **3rd Year**

DOB: Aug. 5, 1993 (Age 26)

**Cerritos,
California**

**Gahr
High School**



Washington

UDFA ('16) by Atlanta

Acquired: FA-18

BIRDSEED

Perkins attended Gahr (CA) High School and during his senior year he was a first-team all-area selection after catching 70 passes for 1,072 yards and 11 TDs. In the top game of his senior year, Perkins caught 12 passes for 170 yards and 2 TDs.

@lifesonlyperk @lifesonlyperk

THREE-STEP DROP

Hobbies: Playing video games, basketball and hanging out with friends

Surprisingly good at: "I can sing a little bit."

Favorite meal: "I like soul food - yams, fried chicken, greens and jambalaya."

Favorite TV shows:
The Fresh Prince of Bel-Air
and *Martin*

Joshua Perkins was signed by the Eagles during the 2018 offseason after spending the first two years of his career with the Falcons. Perkins, who broke into the NFL as an undrafted free agent with Atlanta in 2016, played collegiately at the University of Washington, where he earned All-Pac-12 honors as a senior in 2015.

PERKINS HAS SEEN ACTION IN 22 CAREER NFL GAMES, TOTALING 17 RECEPTIONS FOR 196 YARDS (11.5 AVG.) AND 2 TDs.

PERKINS WAS AN ALL-PAC-12 HONOREE AT THE UNIVERSITY OF WASHINGTON, WHERE HE TOTALED 66 RECEPTIONS FOR 911 YARDS (13.8 AVG.) AND 9 TDs IN 27 CAREER GAMES.

SEASON HIGHLIGHTS

2019 - PHILADELPHIA (5/0, 1/0)

- ▶ Played a career-high 132 offensive snaps (11%) and totaled 9 catches for 87 yards (9.7 avg.) and 1 TD
- ▶ Caught a 24-yard TD from **Carson Wentz** in the division-clinching win at NYG (12/29/19)

2018 - PHILADELPHIA (9/1, 0/0)

- ▶ Finished the regular season with 5 catches for 67 yards (13.4 avg.)
- ▶ Caught 4 passes for a career-high 57 yards at TB (9/16/18), including a career-long 30-yard catch from **Nick Foles** in the fourth quarter

2016 - ATLANTA (8/1, 3/0)

- ▶ Totaled 3 catches for 42 yards (14.0 avg.) and 1 TD in the regular season. Also saw action in each of the Falcons' 3 playoff games, including **Super Bowl LI** vs. NE (2/5/17)
- ▶ Caught his first career TD on a 26-yard pass from Falcons QB **Matt Ryan** at Car. (12/24/16)

COLLEGE HIGHLIGHTS

- ▶ Totaled 66 receptions for 911 yards (13.8 avg.) and 9 TDs in 27 career games at Washington
- ▶ Played in all 13 games (8 starts) as a senior in 2015, earning honorable mention All-Pac-12 accolades





CAREER STATISTICS									
Year	Team	GP/S	RECEIVING					OFF SNAPS	
			Rec	Yds	Avg	Lg	TD	No	Pct
2016	Atlanta	8/1	3	42	14.0	26t	1	72	7%
2018	Philadelphia	9/1	5	67	13.4	30	0	95	9%
2019	Philadelphia	5/0	9	87	9.7	24	1	132	11%
Totals		22/2	17	196	11.5	30	2	---	---
PLAYOFFS									
2016	Atlanta	3/0	0	0	---	---	0	11	6%
2018	Philadelphia	0/0	INJURED RESERVE (KNEE) (11/16/18)						
2019	Philadelphia	1/0	0	0	---	---	0	17	25%
Totals		4/0	0	0	---	---	0	---	---
ADDITIONAL STATISTICS									
Special Teams Tackles: 5 - 2018 (3), 2016 (2)									

CAREER HIGHS		
Receptions	5	12/9/19 vs NYG
Receiving Yards	57	9/16/18 at TB
Receiving Long	30	9/16/18 at TB
Receiving TDs	1	12/24/16 at Car.



TRANSACTIONS

2016	Signed by ATL as undrafted free agent
9/2/17	Waived by ATL
9/3/17	Signed by ATL to practice squad
10/11/17	Released by ATL from practice squad
1/15/18	Signed by PHI to reserve/future contract
11/16/18	Placed on Injured Reserve (knee)
8/31/19	Waived by PHI
9/1/19	Signed by PHI to practice squad
11/30/19	Signed by PHI from practice squad to active roster

2019 GAME-BY-GAME STATISTICS (PHI)										
				RECEIVING					SNAPS	
Date	Opp		GP/S	Rec	Yds	Avg	Lg	TD	No	Pct
Sep 8	Was	W	---	EAGLES PRACTICE SQUAD						
Sep 15	at Atl	L	---	EAGLES PRACTICE SQUAD						
Sep 22	Det	L	---	EAGLES PRACTICE SQUAD						
Sep 26	at GB	W	---	EAGLES PRACTICE SQUAD						
Oct 6	NYJ	W	---	EAGLES PRACTICE SQUAD						
Oct 13	at Min	L	---	EAGLES PRACTICE SQUAD						
Oct 20	at Dal	L	---	EAGLES PRACTICE SQUAD						
Oct 27	at Buf	W	---	EAGLES PRACTICE SQUAD						
Nov 3	Chi	W	---	EAGLES PRACTICE SQUAD						
Nov 17	NE	L	---	EAGLES PRACTICE SQUAD						
Nov 24	Sea	L	---	EAGLES PRACTICE SQUAD						
Dec 1	at Mia	L	1/0	0	0	---	---	0	0	0%
Dec 9	NYG	W	1/0	5	37	7.4	13	0	30	34%
Dec 15	at Was	W	1/0	0	0	---	---	0	16	21%
Dec 22	Dal	W	1/0	0	0	---	---	0	28	39%
Dec 29	at NYG	W	1/0	4	50	12.5	24	1	58	78%
Totals			5/0	9	87	9.7	24	1	132	11%
PLAYOFFS										
Jan 5	Sea	L	1/0	0	0	---	---	0	17	25%
Totals			1/0	0	0	---	---	0	17	25%

2018 GAME-BY-GAME STATISTICS (PHI)										
				RECEIVING					SNAPS	
Date	Opp		GP/S	Rec	Yds	Avg	Lg	TD	No	Pct
Sep 6	Atl	W	1/0	0	0	---	--	0	4	6%
Sep 16	at TB	L	1/0	4	57	14.3	30	0	26	33%
Sep 23	Ind	W	1/1	1	10	10.0	10	0	31	38%
Sep 30	at Ten	L	1/0	0	0	---	--	0	8	10%
Oct 7	Min	L	1/0	0	0	---	--	0	1	2%
Oct 11	at NYG	W	1/0	0	0	---	--	0	11	15%
Oct 21	Car	L	1/0	0	0	---	--	0	7	10%
Oct 28	at Jax	W	1/0	0	0	---	--	0	7	11%
Nov 11	Dal	L	1/0	0	0	---	--	0	0	0%
Nov 18	at NO	L	0/0	INJURED RESERVE (KNEE)						
Nov 25	NYG	W	0/0	INJURED RESERVE (KNEE)						
Dec 3	Was	W	0/0	INJURED RESERVE (KNEE)						
Dec 9	at Dal	L	0/0	INJURED RESERVE (KNEE)						
Dec 16	at LAR	W	0/0	INJURED RESERVE (KNEE)						
Dec 23	Hou	W	0/0	INJURED RESERVE (KNEE)						
Dec 30	at Was	W	0/0	INJURED RESERVE (KNEE)						
Totals			9/1	5	67	13.4	30	0	95	9%
PLAYOFFS										
Jan 6	at Chi	W	0/0	INJURED RESERVE (KNEE)						
Jan 13	at NO	L	0/0	INJURED RESERVE (KNEE)						
Totals			0/0	0	0	---	--	0	0	0%



2016 GAME-BY-GAME STATISTICS (ATL)

Date	Opp	GP/S	RECEIVING					SNAPS	
			Rec	Yds	Avg	Lg	TD	No	Pct
Sep 11	TB	L	0/0	INACTIVE					
Sep 18	at Oak	W	0/0	INACTIVE					
Sep 26	at NO	W	0/0	INACTIVE					
Oct 2	Car	W	0/0	INACTIVE					
Oct 9	at Den	W	0/0	INACTIVE					
Oct 16	at Sea	L	0/0	INACTIVE					
Oct 23	SD	L	0/0	INACTIVE					
Oct 30	GB	W	0/0	INACTIVE					
Nov 3	at TB	W	1/0	0	0	---	--	0	8 11%
Nov 13	at Phi	L	1/0	0	0	---	--	0	4 8%
Nov 27	Ari	W	1/0	0	0	---	--	0	3 4%
Dec 4	KC	L	1/0	0	0	---	--	0	1 1%
Dec 11	at LAR	W	1/0	0	0	---	--	0	5 9%
Dec 18	SF	W	1/0	1	8	8.0	8	0	10 15%
Dec 24	at Car	W	1/1	2	34	17.0	26t	1	27 43%
Jan 1	NO	W	1/0	0	0	---	--	0	14 23%
Totals			8/1	3	42	14.0	26t	1	72 7%
PLAYOFFS									
Jan 14	Sea	W	1/0	0	0	---	--	0	7 10%
Jan 22	GB	W	1/0	0	0	---	--	0	4 73%
Feb 5	NE	L	1/0	0	0	---	--	0	0 0%
Totals			3/0	0	0	---	--	0	11 6%





6-4 | 328  **17th Year**

DOB: Jan. 22, 1982 (Age 38)



**Queen City,
Texas**

**Queen City
High School**



Arkansas

UDFA ('04) by Buffalo
Acquired: T-Buf-09

THREE-STEP DROP

Hobbies: Dominoes, fishing,
camping in Texas and DJing

Favorite teams/athletes growing up:
Buffalo Bills, Texas Rangers,
Bruce Smith

First jersey: Shaquille O'Neal, Magic

First job: Working the grill at a Wendy's
in Atlanta, TX. "After practice, I would
ride three miles on my bike to get
to work."

If he could play another sport: Pitcher,
New York Yankees










Best player he ever faced:
Dwight Freeney. "He'll change the
whole game around if you can't
block him."

Talent he'd like to have: To be
an engineer for Microsoft
and invent something as
impactful as the Internet



2017

In 2000, Jason Peters was a redshirt defensive lineman laboring on Arkansas' scout team. In 2004, he was an undrafted rookie tight end working to earn playing time in Buffalo. Today, he is a nine-time Pro Bowl and six-time All-Pro offensive lineman who is building a resume for a spot in the Pro Football Hall of Fame. Widely regarded as the best left tackle in the NFL for much of his career, Peters made the transition to right guard after rejoining the Eagles during the 2020 offseason.


AP 2007	AP 2008	AP 2010	AP 2011	AP 2013
AP 2014	 2008	 2009	 2010	 2011
 2012	 2014	 2015	 2016	 2017

MOST PRO BOWLS


EAGLES ALL-TIME HISTORY



**CHUCK
BEDNARIK**
8



**JASON
PETERS**
7



**BRIAN
DAWKINS**
7



**REGGIE
WHITE**
7




**DONOVAN
MCNABB**
6



**PETE
PIHOS**
6

EAGLES ALL-TIME TACKLES



**JASON
PETERS**
7



**TRA
THOMAS**
3



**BOB
BROWN**
3



**FRANK
KILROY**
3



AN UNCONVENTIONAL PATH

Peters originally signed with the Buffalo Bills in 2004 as a tight end with a signing bonus of \$5,000. He went undrafted despite an impressive workout at the combine, which included a 4.8 time in the 40-yard dash.

He began the 2004 season on the Bills practice squad, but was elevated to the 53-man roster in November and saw action at both tight end and offensive tackle. In a Dec. 19 contest at Cincinnati, Peters started his first career NFL game when the team opened up in a two-TE set. During the contest, he blocked a punt and recovered it in the end zone for a TD (pictured above).

In 2005, Peters made the transition from tight end to tackle and credits former Bills coach **Mike Mularkey** for the career-changing move. "Offensive line was one of our weak points and I remember wanting to get on the field any way I could. Coach Mularkey told me about it and Mouse (offensive line coach **Jim McNally**) and I got to work."

Peters officially made the switch to tackle in the middle of the season and started the final nine games of the year at RT. He went on to open the 2006 season as the starting RT and switched to LT for the final nine games of the season. That year, he was named to Peter King's SI.com All-Pro team. After proving to be the Bills' most dominant offensive lineman in 2006, Peters opened 15 contests at LT in 2007 and garnered Pro Bowl honors for the first time in his career.

In 2009, the Eagles acquired Peters in a trade with Buffalo in exchange for a first-round draft pick in 2009, a fourth-round pick in 2009 and a sixth-round pick in 2010. Since then, Peters has made the Pro Bowl seven times, marking the second-most Pro Bowl berths in franchise history.

EARLY ATHLETICISM

As a 9-year old, Peters was taken out of a baseball game after the umpire and opposing coach were convinced he was too old to play in the league. "I struck out 9 batters in the first three innings. My mother had to go home and get my birth certificate before I was allowed back in the game. After I did, I hit a home run."

Peters attended Queen City (TX) High School and earned All-District and All-Area honors as a defensive end. He also lettered in basketball, averaging 18.4 points per game to garner All-District and All-Area honors.



CUSTOM WHEELS

Peters owns a business in Shreveport, LA, named Greedy Boy Customs. "We do custom car work or on really anything with wheels," said Peters. "We've actually done work on a few golf carts." ... Thanks to his grandfather, Dallas Wiggins, buying and restoring cars has been a passion in Jason's life. "He used to take all these old cars and fix them up. When I was little, I was always hanging around watching him and my uncle, and I got hooked."



BRAND JORDAN

Peters started a collection of Jordans in 2006 and now has a collection of over 2,500 that he displays in one closet in his home. His personal favorites are the "black and red 13's."

BIRDSEED

Full name is Jason Raynard Peters. His mother is Teledeo (pronounced Toledo) Simington and his stepfather is Ivory Simington. He has two sisters, Ivy and Chrissy.

Jason is quick to name his mother as the hero in his life, "My mom means everything to me. I definitely wouldn't be where I am today without her. She worked multiple jobs so she could provide for us. In the last year or so she lost over 100 pounds before undergoing two knee replacement surgeries. Now she's doing so much better. She continues to be such a big inspiration to me."

He is single and resides in South Jersey and in Atlanta, TX. He has a son, Jayshaun, who plays football, baseball, and basketball. Majored in vocational education at Arkansas.



CAREER STATISTICS

Year	Team	GP/S	STARTS				OFF SNAPS	
			LT	RG	RT	TE	No	Pct
2004	Buffalo	5/1	0	0	0	1	N/A	N/A
2005	Buffalo	16/10	0	0	9	1	N/A	N/A
2006	Buffalo	16/16	9	0	7	0	N/A	N/A
2007	Buffalo	15/15	15	0	0	0	N/A	N/A
2008	Buffalo	13/13	13	0	0	0	N/A	N/A
2009	Philadelphia	15/15	15	0	0	0	N/A	N/A
2010	Philadelphia	13/13	13	0	0	0	N/A	N/A
2011	Philadelphia	14/14	14	0	0	0	N/A	N/A
2012	Philadelphia	0/0	PLACED ON IR (ACHILLES) (8/27/12)					
2013	Philadelphia	16/16	16	0	0	0	1018	92%
2014	Philadelphia	16/16	16	0	0	0	1146	97%
2015	Philadelphia	14/14	14	0	0	0	760	66%
2016	Philadelphia	16/16	16	0	0	0	1100	97%
2017	Philadelphia	7/7	7	0	0	0	422	37%
2018	Philadelphia	16/16	16	0	0	0	868	79%
2019	Philadelphia	13/13	13	0	0	0	884	75%
Totals		205/195	177	0	16	2	---	---

PLAYOFFS								
Year	Team	GP/S	LT	RG	RT	TE	No	Pct
2009	Philadelphia	1/1	1	0	0	0	N/A	N/A
2010	Philadelphia	1/1	1	0	0	0	N/A	N/A
2013	Philadelphia	1/1	1	0	0	0	58	100%
2018	Philadelphia	2/2	2	0	0	0	105	88%
2019	Philadelphia	1/1	1	0	0	0	69	100%
Totals		6/6	6	0	0	0	---	---



CAREER HIGHLIGHTS

- ▶ With his 9th **Pro Bowl** selection and 7th as an Eagle in 2016, Peters has garnered the second-most Pro Bowl nods in team history behind **Chuck Bednarik** (eight)
- ▶ Earned *Associated Press* **All-Pro** honors following the 2007, '08, '10, '11, '13 and '14 campaigns. Was named to the first team in 2011 and 2013
- ▶ Joined **Frank "Bucko" Kilroy** (1953-55) as the only two offensive linemen in franchise history to earn a **Pro Bowl** berth in three consecutive years
- ▶ Since Peters' first **Pro Bowl** selection in 2007, only **Joe Thomas** (10) has been selected to as many Pro Bowls as an OL
- ▶ Has 2 career TDs: blocked a punt and recovered it in the end zone (12/19/04 at Cin.) and caught **J.P. Losman's** first career TD pass (9/11/05 vs. Hou.)
- ▶ In 2014, was named a second-team **AP All-Pro** and garnered **All-NFC** honors from the Pro Football Writers of America
- ▶ Was part of an Eagles offensive line in 2013 that blocked for the NFL's leading rusher, **LeSean McCoy**, who finished with a franchise-best 1,607 rushing yards. Also helped the Eagles set a team record with 6,676 total yards and record the second-most points in franchise history (442)

COLLEGE HIGHLIGHTS

- ▶ Left Arkansas after his junior season. Played in 36 games and caught 28 passes for 300 yards and 4 TDs as a tight end
- ▶ In 2003, earned All-SEC second team honors after starting every game at TE and ranking third on the team with 21 receptions for 218 yards and four TDs
- ▶ Played in 13 games (12 starts) as a tight end in 2002
- ▶ In 2001, played in 10 games (three starts). He began the season as a reserve defensive end and tackle, moving to tight end for the Auburn contest
- ▶ Redshirted in 2000, spending the season as a scout team defensive lineman

TRANSACTIONS

2004	Signed by BUF as undrafted free agent
9/1/04	Waived by BUF
9/7/04	Signed by BUF to practice squad
11/13/04	Signed by BUF from practice squad to active roster
7/14/06	Signed by BUF to 5-year contract extension
4/17/09	Traded from BUF to PHI for a 1st-round draft pick in 2009, a 4th-round pick in 2009 and a 6th-round pick in 2010 ... Signed by PHI to 6-year contract
8/27/12	Placed on Reserve/Non-Football Injury List (Achilles)
2/26/14	Signed by PHI to a 5-year contract
6/14/17	Signed by PHI to 1-year contract extension
10/25/17	Placed on Injured Reserve (knee)
3/11/19	Signed by PHI to 1-year contract extension
7/14/20	Agreed to terms with PHI on 1-year contract



6-7 | 332  **3rd Year**
DOB: Dec. 16, 1994 (Age 25)

**Lakewood,
California**

**Lakewood
High School**



TCU

*D6-18 (206th overall)
by Philadelphia*

THREE-STEP DROP

First job: Was a bouncer at Varsity Bar near TCU's campus

Surprisingly good skill:
 Proficient at graphic design and using technology

First jersey: Magic Johnson, Los Angeles Lakers

Three favorite throwback jerseys:
 Michael Jordan, Chicago Bulls;
 Allen Iverson, Philadelphia 76ers;
 Kobe Bryant, Los Angeles Lakers

Best player he has faced:
 Indianapolis Colts and former Oregon DE DeForest Buckner

Favorite TV shows:
Breaking Bad, Sons of Anarchy
and Blacklist

Prized possession: His family



Matt Pryor was originally selected by the Eagles in the 6th round (206th overall) of the 2018 NFL Draft. Pryor made his first career start at RG in place of an injured **Brandon Brooks** during the 2019 Wild Card game vs. Seattle. The California native played collegiately at TCU, where he started in 31 games (23 at guard) and earned All-Big 12 honors following his senior season in 2017.

CAREER HIGHLIGHTS

- ▶ Played in 12 regular-season games in 2019 and made his first career start at RG in place of an injured **Brandon Brooks** during the Wild Card game vs. Sea. (1/5/19)

COLLEGE HIGHLIGHTS

- ▶ Started in 31 games (23 at guard) during his time with the Horned Frogs, including an Alamo Bowl victory over Stanford to end his collegiate career
- ▶ Earned second-team All-Big 12 accolades at the guard position as a senior, when he helped TCU rank 17th in the nation in total TDs (62)
- ▶ Blocked for QB **Kenny Hill**, who threw for 3,152 yards and rushed for 325 yards in 2017. Helped Hill achieve the 2nd-best completion percentage in the Big 12

TRANSACTIONS

2018 Drafted by PHI in 6th round (206th overall)
Signed 4-year contract

CAREER STATISTICS

Year	Team	GP/S	STARTS	OFF SNAPS	
			RG	No	Pct
2018	Philadelphia	0/0	0	0	0%
2019	Philadelphia	12/0	0	79	7%
Totals		12/0	0	---	---

PLAYOFFS					
Year	Team	GP/S	RG	No	Pct
2018	Philadelphia	0/0	0	0	0%
2019	Philadelphia	1/1	1	69	100%
Totals		1/1	1	---	---



5-11 | 197 Rookie

DOB: Jan. 2, 1999 (Age 21)

Waxahachie,
TexasWaxahachie
High School

TCU

D1-20 (21st overall)
by Philadelphia

MOST RECEIVING YDS

TCU ALL-TIME HISTORY

2,784	Josh Doctson (2013-15)
2,739	Mike Renfro (1974-77)
2,535	Josh Boyce (2010-12)
2,316	Jimmy Young (2007-10)
2,251	Stephen Shipley (1989-92)
2,248	Jalen Reagor (2017-19)

THREE-STEP DROP

Hobbies: Music and shopping

Surprisingly good at: Basketball

Player he models his game after:
Stefon DiggsFavorite quote: "Hard work beats
talent when talent doesn't work
hard." - Kevin DurantFavorite movie: *The Great Gatsby*Favorite TV show: *Martin*Favorite meal: Hot wings with
lemon pepper sprinkles

Originally selected by the Eagles in the 1st round (21st overall) of the 2020 NFL Draft, Jalen Reagor (pronounced RAY-gur) earned *Sports Illustrated* All-America honors as an all-purpose player in 2019, leading TCU in receptions, yards and TDs and finishing as one of two FBS players with multiple punt return TDs. In 2018, Reagor registered the 2nd-most catches (72) and yards (1,061) in Horned Frogs history, while also producing a career-high 9 TDs.

MOST RECEIVING TDs

TCU ALL-TIME HISTORY

Josh Doctson (2013-15)	29
Jalen Reagor (2017-19)	22
Josh Boyce (2010-12)	22
Mike Renfro (1974-77)	17
Cory Rodgers (2003-05)	17

BIG 12 PLAYERS (2017-19)

David Sills (WVU)	33
CeeDee Lamb (Okla.)	32
Denzel Mims (Baylor)	28
Jalen Reagor* (TCU)	22
Tylan Wallace (Okla. St.)	20

* Career-high 9 TDs in 2018

ONE OF ONLY TWO FBS PLAYERS
WITH MULTIPLE PUNT RETURN TDs IN
2019, REAGOR OWNS TCU'S ALL-
TIME RECORD FOR CAREER PUNT
RETURN AVERAGE (17.8).

COLLEGE HIGHLIGHTS

- ▶ A standout WR and PR at TCU (2017-19) who recorded 148 catches for 2,248 yards (15.2 avg.) and 22 TDs while returning 23 punts for 409 yards (17.8 avg.) and 2 TDs in 39 games
- ▶ Finished his career with the 2nd-most receiving TDs, 6th-most receiving yards and 7th-most receptions in school history. Is the Horned Frogs' all-time leader in punt return average
- ▶ Named a *Sports Illustrated* All-American as an all-purpose player and earned All-Big 12 honors as a junior in 2019. Led TCU in receptions (43), yards (611) and TDs (5) and finished as one of two FBS players with multiple punt return TDs. Ranked 2nd in the nation with a school-record 20.8 punt return average



COLLEGE STATISTICS

			RECEIVING				
Year	Team	GP	Rec	Yds	Avg	Lg	TD
2017	Texas Christian	14	33	576	17.5	93	8
2018	Texas Christian	13	72	1,061	14.7	67	9
2019	Texas Christian	12	43	611	14.2	55	5
Totals		39	148	2,248	15.2	93	22
ADDITIONAL STATISTICS							
Rushing: 35-324-2 - 2019 (14-89-0), 2018 (13-170-2), 2017 (8-65-0)							
Kickoff Returns: 13-315-0 - 2019 (5-72), 2018 (4-121), 2017 (4-122)							
Punt Returns: 23-409-2 - 2019 (15-312-2), 2018 (8-97-0)							

COLLEGE HIGHLIGHTS (Continued)

- Received All-Big 12 recognition following his sophomore year in 2018, when he led the team and ranked 2nd in TCU single-season history with career highs in receptions (72), receiving yards (1,061) and receiving TDs (9 – 5th-most in program history). Led the conference in percentage of his team's receptions at 30.1% (72 of 239), which was the highest mark by a Horned Frog in the 18-season tenure under head coach **Gary Patterson**. Also set a TCU record with TD receptions in 7 consecutive games
- Earned Big 12 Co-Offensive Freshman of the Year honors after catching 33 passes for team highs of 576 yards and 8 TDs. His 8 receiving TDs were the most by a true freshman in the country (also 6th-best in the Big 12 and tied a TCU record)

TRANSACTIONS

2020 Drafted by PHI in 1st round (21st overall)
Signed 4-year contract



BIRDSEED

Reagor is the son of **Montae Reagor**, who played nine NFL seasons, including 2007 with Philadelphia. Montae was a teammate of Eagles WRs coach **Aaron Moorehead** in Indianapolis and helped the Colts win Super Bowl XLI in 2006.

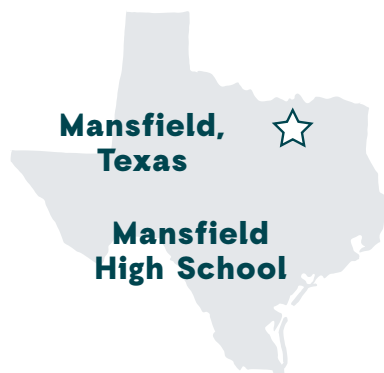
Reagor attended Waxahachie (TX) High School, where he totaled 50 receptions for 967 yards and 14 TDs as a senior.

[@jalenreagor](https://twitter.com/jalenreagor) [@jalenreagor](https://www.instagram.com/jalenreagor)



6-3 | 305  **5th Year**

DOB: Nov. 2, 1994 (Age 25)



**Mansfield,
Texas**

**Mansfield
High School**



Texas

D4-16 (116th overall)

by Indianapolis

Acquired: T-Ind-19

**RIDGEWAY POSTED A CAREER-HIGH
3.0 SACKS IN 13 GAMES WITH
INDIANAPOLIS IN 2017.**

THREE-STEP DROP

First job: Security guard

Surprisingly good at: Cooking

Bucket list: Learn how to swim

Biggest pet peeve: Getting woken up

If he could play another sport:

Basketball, power forward

Moment left starstruck:

"Going through the combine and realizing the position you are in."

Favorite music/artist:

Hip-hop, R&B, J Cole

Favorite athlete: Shaquille O'Neal

Favorite meal: Jambalaya



Originally a 4th-round draft choice (116th overall) by the Colts in 2016, **Hassan Ridgeway** was acquired by the Eagles in a trade with Indianapolis during the 2019 offseason. Ridgeway, who posted a career-high 3.0 sacks with the Colts in 2017, played at the University of Texas and earned All-Big-12 honors with the Longhorns.

BIRDSEED

Ridgeway attended Mansfield (TX) High School, where he lettered in football and basketball. Ridgeway, who did not start playing football until his sophomore year, earned All-America, all-state, all-area and all-district honors as a member of Mansfield's defensive line.

Ridgeway totaled 57 tackles, 7.5 sacks, 1 FF and 1 FR as a senior and helped lead Mansfield to an 11-2 record and advance to the third round of the state playoffs.

Ridgeway was an applied learning and development major with a minor in social work at Texas.

[@r1dge8](#) [@big_ridge1](#)

SEASON HIGHLIGHTS

2019 - PHILADELPHIA (7/5, 0/0)

- ▶ Posted 10 tackles (7 solo), 6 TFLs and 2.0 sacks in 252 defensive snaps (24%) before being placed on Injured Reserve (ankle)
- ▶ Sacked Cowboys QB **Dak Prescott** in the third quarter at Dal. (10/20/19)
- ▶ Recorded his first sack as an Eagle when he brought down Jets QB **Luke Falk** in the fourth quarter of the team's 10.0-sack performance (tied for 2nd-most in franchise history) in the 31-6 win vs. NYJ (10/6/19)

2018 - INDIANAPOLIS (5/0, 2/0)

- ▶ Saw action in 5 regular-season games and 2 postseason games and totaled a combined 9 tackles (6 solo) with 0.5 sacks

**RIDGEWAY EARNED ALL-BIG 12
ACCOLADES DURING HIS TIME AT
THE UNIVERSITY OF TEXAS**



CAREER STATISTICS

Year	Team	GP/S	TACKLES					PASS DEFENSE						FUMBLES			DEF SNAPS	
			Total	Solo	Asst	TFL	Sacks	Int	Yds	Lg	TD	PD	QPH	FF	FR	Yds	No	Pct
2016	Indianapolis	16/5	21	8	13	2	1.5	0	0	--	0	1	13	0	0	0	442	41%
2017	Indianapolis	13/1	14	5	9	3	3.0	0	0	--	0	0	9	0	0	0	177	16%
2018	Indianapolis	5/0	6	5	1	1	0.0	0	0	--	0	0	0	0	0	0	65	6%
2019	Philadelphia	7/5	10	7	3	6	2.0	0	0	--	0	0	9	0	0	0	252	24%
Totals		41/11	51	25	26	12	6.5	0	0	--	0	1	31	0	0	0	---	---

PLAYOFFS

2018	Indianapolis	2/0	3	1	2	1	0.5	0	0	--	0	0	3	0	0	0	39	25%
2019	Philadelphia	0/0	INJURED RESERVE (ANKLE) (10/23/19)															
Totals		2/0	3	1	2	1	0.5	0	0	--	0	0	3	0	0	0	---	---

ADDITIONAL STATISTICS

Blocked PAT: 1 - 12/24/16 at Oak. (Raiders K Sebastian Janikowski)

CAREER HIGHS

Tackles	5	12/11/16 vs. Hou.
Sacks	1.0	6x, last: 10/20/19 at Dal.
INTs	--	---
PDs	1	10/2/16 at Jax.
FFs	--	---
FRs	--	---

SEASON HIGHLIGHTS (Continued)

- ▶ In his first career playoff game, registered 2 tackles and 0.5 sacks in the AFC Wild Card contest at Hou. (1/5/19)

2017 - INDIANAPOLIS (13/1)

- ▶ Totaled 14 tackles (5 solo), including 3 TFLs, and a career-high 3.0 sacks in his second season with the Colts

2016 - INDIANAPOLIS (16/5)

- ▶ Competed in all 16 games (5 starts) during his rookie year and posted a career-high 23 tackles (9 solo) with 2 TFLs, 1.5 sacks, 1 PD and 1 blocked extra-point attempt

COLLEGE HIGHLIGHTS

- ▶ A two-year starter at the University of Texas who played in 36 career games (18 starts). Recorded 92 tackles (58 solo), 9.5 sacks, 2 FRs (1 returned for a TD) and 1 PD
- ▶ Named All-Big 12 honorable mention and First Team All-Big 12 by ESPN.com as a senior in 2015. Appeared in 11 games (8 starts) and posted 36 tackles (24 solo), 6.5 TFLs, 3.5 sacks and 2 FRs
- ▶ As a junior in 2014, played in 13 games (10 starts) and totaled 43 tackles (27 solo) and ranked 2nd on the Longhorns defense in sacks (6.0) and 4th in TFLs (11)
- ▶ Saw action in 12 contests as a sophomore reserve in 2013, notching 13 tackles (7 solo) and 1 PD

TRANSACTIONS

2016	Drafted by IND in 4th round (116th overall) <i>Signed 4-year contract</i>
4/26/19	Acquired by PHI from IND in exchange for a 2019 7th-round draft choice
10/23/19	Placed on Injured Reserve (ankle)
3/16/20	Agreed to terms with PHI on 1-year contract





2019 GAME-BY-GAME STATISTICS (PHI)

Date	Opp	GP/S	Tot	Solo	Sk	Int	PD	FF	FR	Snap	Pct
Sep 8	Was	W	1/0	1	1	0.0	0	0	0	23	36%
Sep 15	at Atl	L	1/0	1	0	0.0	0	0	0	31	47%
Sep 22	Det	L	1/1	1	1	0.0	0	0	0	38	59%
Sep 26	at GB	W	1/1	1	1	0.0	0	0	0	48	59%
Oct 6	NYJ	W	1/1	2	1	1.0	0	0	0	41	69%
Oct 13	at Min	L	1/1	3	2	0.0	0	0	0	48	68%
Oct 20	at Dal	L	1/1	1	1	1.0	0	0	0	23	33%
Oct 27	at Buf	W	0/0	INJURED RESERVE (ANKLE)							
Nov 3	Chi	W	0/0	INJURED RESERVE (ANKLE)							
Nov 17	NE	L	0/0	INJURED RESERVE (ANKLE)							
Nov 24	Sea	L	0/0	INJURED RESERVE (ANKLE)							
Dec 1	at Mia	L	0/0	INJURED RESERVE (ANKLE)							
Dec 9	NYG	W	0/0	INJURED RESERVE (ANKLE)							
Dec 15	at Was	W	0/0	INJURED RESERVE (ANKLE)							
Dec 22	Dal	W	0/0	INJURED RESERVE (ANKLE)							
Dec 29	at NYG	W	0/0	INJURED RESERVE (ANKLE)							
Totals			7/5	10	7	2.0	0	0	0	252	24%
PLAYOFFS											
Jan 5	Sea	L	0/0	INJURED RESERVE (ANKLE)							
Totals			0/0	0	0	0.0	0	0	0	0	0%

2018 GAME-BY-GAME STATISTICS (IND)

Date	Opp	GP/S	Tot	Solo	Sk	Int	PD	FF	FR	Snap	Pct
Sep 9	Cin	L	0/0	INACTIVE							
Sep 16	at Was	W	1/0	0	0	0.0	0	0	0	12	16%
Sep 23	at Phi	L	0/0	INACTIVE							
Sep 30	Hou	L	0/0	INACTIVE							
Oct 4	at NE	L	0/0	INACTIVE							
Oct 14	at NYJ	L	1/0	2	1	0.0	0	0	0	13	18%
Oct 21	Buf	W	1/0	2	2	0.0	0	0	0	20	36%
Oct 28	at Oak	W	0/0	INACTIVE							
Nov 11	Jax	W	0/0	INACTIVE							
Nov 18	Ten	W	0/0	INACTIVE							
Nov 25	Mia	W	0/0	INACTIVE							
Dec 2	at Jax	L	0/0	INACTIVE							
Dec 9	at Hou	W	0/0	INACTIVE							
Dec 16	Dal	W	0/0	INACTIVE							
Dec 23	NYG	W	1/0	2	2	0.0	0	0	0	14	22%
Dec 30	at Ten	W	1/0	0	0	0.0	0	0	0	6	12%
Totals			5/0	6	5	0.0	0	0	0	65	6%
PLAYOFFS											
Jan 5	at Hou	W	1/0	2	0	0.5	0	0	0	22	31%
Jan 12	at KC	L	1/0	1	1	0.0	0	0	0	17	20%
Totals			2/0	3	1	0.5	0	0	0	39	25%

2017 GAME-BY-GAME STATISTICS (IND)

Date	Opp	GP/S	Tot	Solo	Sk	Int	PD	FF	FR	Snap	Pct
Sep 10	at LAR	L	1/0	0	0	0.0	0	0	0	19	29%
Sep 17	Ari	L	1/0	1	1	1.0	0	0	0	11	17%
Sep 24	Cle	W	1/0	0	0	0.0	0	0	0	19	25%
Oct 1	at Sea	L	1/0	2	0	0.0	0	0	0	18	26%
Oct 8	SF	W	1/0	1	0	0.0	0	0	0	8	11%
Oct 16	at Ten	L	1/0	0	0	0.0	0	0	0	6	9%
Oct 22	Jax	L	1/0	1	0	0.0	0	0	0	17	25%
Oct 29	at Cin	L	1/0	1	1	0.0	0	0	0	7	12%
Nov 5	at Hou	W	1/0	1	0	0.0	0	0	0	7	10%
Nov 12	Pit	L	1/0	2	1	1.0	0	0	0	19	29%
Nov 26	Ten	L	0/0	INACTIVE							
Dec 3	at Jax	L	0/0	INACTIVE							
Dec 10	at Buf	L	0/0	INACTIVE							
Dec 14	Den	L	1/0	1	0	0.0	0	0	0	13	16%
Dec 23	at Bal	L	1/0	1	1	0.0	0	0	0	8	11%
Dec 31	Hou	W	1/1	3	1	1.0	0	0	0	25	45%
Totals			13/1	14	5	3.0	0	0	0	177	16%

2016 GAME-BY-GAME STATISTICS (IND)

Date	Opp	GP/S	Tot	Solo	Sk	Int	PD	FF	FR	Snap	Pct
Sep 11	Det	L	1/0	1	0	0.0	0	0	0	27	41%
Sep 18	at Den	L	1/0	2	1	0.0	0	0	0	21	30%
Sep 25	LAC	W	1/0	0	0	0.0	0	0	0	17	29%
Oct 2	at Jax	L	1/0	2	1	0.5	0	1	0	22	31%
Oct 9	Chi	W	1/0	1	0	0.0	0	0	0	21	32%
Oct 16	at Hou	L	1/0	0	0	0.0	0	0	0	26	37%
Oct 23	at Ten	W	1/0	1	0	0.0	0	0	0	28	38%
Oct 30	Kan	L	1/0	2	1	0.0	0	0	0	37	50%
Nov 6	at GB	W	1/0	1	0	0.0	0	0	0	32	46%
Nov 20	Ten	W	1/1	1	0	0.0	0	0	0	30	42%
Nov 24	Pit	L	1/0	2	2	0.0	0	0	0	25	46%
Dec 5	at NYJ	W	1/1	1	0	0.0	0	0	0	13	25%
Dec 11	Hou	L	1/1	5	1	1.0	0	0	0	43	60%
Dec 18	at Min	W	1/1	0	0	0.0	0	0	0	29	50%
Dec 24	at Oak	L	1/1	1	1	0.0	0	0	0	49	64%
Jan 1	Jax	W	1/0	1	1	0.0	0	0	0	22	30%
Totals			16/5	21	8	1.5	0	1	0	442	41%



6-1 | 218 **4th Year**
DOB: May 16, 1994 (Age 26)

**John Curtis
 Christian High School**

**River Ridge,
 Louisiana**



LSU

Louisiana State
D3-17 (75th overall)
by Atlanta
Acquired: T-Atl-19

SPECIAL TEAMS SNAPS

EAGLES PLAYERS IN 2019

335 (74%)	Nathan Gerry
334 (74%)	T.J. Edwards
261 (57%)	Rasul Douglas
254 (56%)	Duke Riley
237 (52%)	Craig James

BIRDSEED

Riley helped lead John Curtis Christian (LA) High School to the Class 2A State Championship game as a junior and a senior. In 2012, after registering 124 tackles, he was honored as the Most Outstanding Defensive Player in Class 2A by the Louisiana Sports Writers Association.

Riley is the son Kesha Riley and Duke Bergham.

@1Goal1Dream @d_riley40

**WITH ATLANTA IN 2018,
 RILEY PRODUCED A CAREER-HIGH
 57 TACKLES (36 SOLO) IN 16
 GAMES (10 STARTS).**

Originally selected by Atlanta in the 3rd round (75th overall) of the 2017 NFL Draft, **Duke Riley** was acquired by the Eagles in a trade with the Falcons in Week 5 of 2019. Riley played the 4th-most snaps (254, 56%) on Philadelphia's special teams units and also ranked 3rd on the team with 10 special teams tackles, trailing only **T.J. Edwards** (14) and **Craig James** (12).

SPECIAL TEAMS TACKLES

EAGLES PLAYERS IN 2019

T.J. Edwards	14
Craig James	12
Duke Riley*	10
Nathan Gerry	8
Alex Singleton	8

* Career high

**RILEY IS ONE OF FOUR
 EAGLES TO RECORD 10+ SPECIAL
 TEAMS TACKLES IN A SEASON
 SINCE 2018.**

SEASON HIGHLIGHTS

2019 - ATLANTA & PHILADELPHIA (16/0, 1/0)

- ▶ Played the 4th-most snaps (254, 56%) on the Eagles' special teams units, trailing only **Nathan Gerry** (335, 74%) and **T.J. Edwards** (334, 74%)
- ▶ Ranked 3rd on Philadelphia's roster with a career-high 10 special teams tackles, behind **T.J. Edwards** (14) and **Craig James** (12)
- ▶ Registered his first career FR when Bears TE **Adam Shaheen** muffed the kickoff following **Jake Elliott's** 38-yard FG in the fourth quarter of the 22-14 win vs. Chi. (11/3/19)

2018 - ATLANTA (16/10)

- ▶ Finished the season with a career-high 57 tackles (36 solo) along with 2 TFLs and 2 PDs. Also added 3 special teams tackles
- ▶ Notched a single-game career-high 13 tackles (9 solo) vs. NO (9/23/18)

2017 - ATLANTA (12/6, 2/0)

- ▶ Totaled 24 tackles (12 solo) on defense and 6 tackles on special teams as a rookie

COLLEGE HIGHLIGHTS

- ▶ Played in 50 games during his four-year career at LSU and finished with 144 tackles, 10 TFLs, 1.5 sacks, 1 INT and 2 FRs



CAREER STATISTICS

Year	Team	GP/S	TACKLES					PASS DEFENSE						FUMBLES			DEF SNAPS	
			Total	Solo	Asst	TFL	Sacks	Int	Yds	Lg	TD	PD	QPH	FF	FR	Yds	No	Pct
2017	Atlanta	12/6	24	12	12	0	0.0	0	0	--	0	0	0	0	0	0	224	21%
2018	Atlanta	16/10	57	36	21	2	0.0	0	0	--	0	2	1	0	0	0	407	37%
2019	Atlanta	4/0	0	0	0	0	0.0	0	0	--	0	0	0	0	0	0	1	1%
	Philadelphia	12/0	5	4	1	0	0.0	0	0	--	0	0	0	0	0	0	29	3%
	Totals	16/0	5	4	1	0	0.0	0	0	--	0	0	0	0	0	0	---	---
Totals		44/16	86	52	34	2	0.0	0	0	--	0	2	1	0	0	0	---	---

PLAYOFFS

2017	Atlanta	2/0	2	2	0	0	0.0	0	0	--	0	0	0	0	0	0	22	16%
2019	Philadelphia	1/0	0	0	0	0	0.0	0	0	--	0	0	0	0	0	0	6	9%
Totals		3/0	2	2	0	0	0.0	0	0	--	0	0	0	0	0	0	---	---

ADDITIONAL STATISTICS

Special Teams Tackles: 19 - 2019 (10), 2018 (3), 2017 (6) **Postseason Special Teams Tackles:** 2 - 2019 (1), 2017 (1) **Special Teams FRs:** 1 - 11/3/19 vs. Chi.

CAREER HIGHS

Tackles	13	9/23/18 vs. NO
Sacks	--	---
INTs	--	---
PDs	1	2x, last: 10/14/18 vs. TB
FFs	--	---
FRs	--	---

COLLEGE HIGHLIGHTS (Continued)

- ▶ Voted LSU's Most Valuable Player as a senior in 2016. Finished the season with a team-high 93 tackles, 9 TFLs and 1.5 sacks
- ▶ Was a standout on special teams as a junior in 2015 and also produced 24 tackles on defense

TRANSACTIONS

2017

Drafted by ATL in 3rd round (75th overall)

Signed 4-year contract

9/30/19

Acquired by PHI from ATL along with a 2020 6th-round draft choice in exchange for S Johnathan Cyprien and a 2020 7th-round draft choice

2019 GAME-BY-GAME STATISTICS (ATL & PHI)

Date	Opp		GP/S	Tot	Solo	Sk	Int	PD	FF	FR	Snaps	Pct
Sep 8	at Min	L	1/0	0	0	0.0	0	0	0	0	1	2%
Sep 15	Phi	W	1/0	0	0	0.0	0	0	0	0	0	0%
Sep 22	at Ind	L	1/0	0	0	0.0	0	0	0	0	0	0%
Sep 29	Ten	L	1/0	0	0	0.0	0	0	0	0	0	0%
ACQUIRED BY PHILADELPHIA VIA TRADE WITH ATLANTA (9/30/19)												
Oct 6	NYJ	W	1/0	0	0	0.0	0	0	0	0	0	0%
Oct 13	at Min	L	1/0	0	0	0.0	0	0	0	0	0	0%
Oct 20	at Dal	L	1/0	0	0	0.0	0	0	0	0	5	7%
Oct 27	at Buf	W	1/0	0	0	0.0	0	0	0	0	4	6%
Nov 3	Chi	W	1/0	1	1	0.0	0	0	0	0	2	4%
Nov 17	NE	L	1/0	1	1	0.0	0	0	0	0	3	4%
Nov 24	Sea	L	1/0	0	0	0.0	0	0	0	0	0	0%
Dec 1	at Mia	L	1/0	1	1	0.0	0	0	0	0	4	6%
Dec 9	NYG	W	1/0	1	1	0.0	0	0	0	0	2	4%
Dec 15	at Was	W	1/0	1	0	0.0	0	0	0	0	6	11%
Dec 22	Dal	W	1/0	0	0	0.0	0	0	0	0	3	5%
Dec 29	at NYG	W	1/0	0	0	0.0	0	0	0	0	0	0%
Totals			16/0	5	4	0.0	0	0	0	0	29	3%
PLAYOFFS												
Jan 5	Sea	L	1/0	0	0	0.0	0	0	0	0	6	9%
Totals			1/0	0	0	0.0	0	0	0	0	6	9%





2018 GAME-BY-GAME STATISTICS (ATL)

Date	Opp		GP/S	Tot	Solo	Sk	Int	PD	FF	FR	Snap	Pct
Sep 6	at Phi	L	1/0	1	1	0.0	0	1	0	0	9	13%
Sep 16	Car	W	1/1	9	6	0.0	0	0	0	0	58	87%
Sep 23	NO	L	1/1	13	9	0.0	0	0	0	0	63	80%
Sep 30	Cin	L	1/1	5	3	0.0	0	0	0	0	55	75%
Oct 7	at Pit	L	1/1	4	3	0.0	0	0	0	0	51	84%
Oct 14	TB	W	1/1	4	3	0.0	0	1	0	0	28	42%
Oct 22	NYG	W	1/1	3	1	0.0	0	0	0	0	26	41%
Nov 4	at Was	W	1/1	4	2	0.0	0	0	0	0	22	32%
Nov 11	at Cle	L	1/1	4	2	0.0	0	0	0	0	19	36%
Nov 18	Dal	L	1/1	6	3	0.0	0	0	0	0	24	38%
Nov 22	at NO	L	1/1	3	2	0.0	0	0	0	0	25	44%
Dec 2	Bal	L	1/0	0	0	0.0	0	0	0	0	10	12%
Dec 9	at GB	L	1/0	0	0	0.0	0	0	0	0	0	0%
Dec 16	Ari	W	1/0	1	1	0.0	0	0	0	0	15	22%
Dec 23	at Car	W	1/0	0	0	0.0	0	0	0	0	0	0%
Dec 30	at TB	W	1/0	0	0	0.0	0	0	0	0	2	3%
Totals			16/10	57	36	0.0	0	2	0	0	407	37%

2017 GAME-BY-GAME STATISTICS (ATL)

Date	Opp		GP/S	Tot	Solo	Sk	Int	PD	FF	FR	Snap	Pct
Sep 10	at Chi	W	1/1	5	3	0.0	0	0	0	0	49	73%
Sep 17	GB	W	1/0	5	3	0.0	0	0	0	0	33	43%
Sep 24	at Det	W	1/1	0	0	0.0	0	0	0	0	26	37%
Oct 1	Buf	L	1/1	2	0	0.0	0	0	0	0	39	65%
Oct 15	Mia	L	1/1	6	1	0.0	0	0	0	0	35	52%
Oct 22	at NE	L	1/1	1	1	0.0	0	0	0	0	7	10%
Oct 29	at NYJ	W	0/0	INACTIVE								
Nov 5	at Car	L	0/0	INACTIVE								
Nov 12	Dal	W	0/0	INACTIVE								
Nov 20	at Sea	W	0/0	INACTIVE								
Nov 26	TB	W	1/0	1	1	0.0	0	0	0	0	4	6%
Dec 3	Min	L	1/0	0	0	0.0	0	0	0	0	2	3%
Dec 7	NO	W	1/0	0	0	0.0	0	0	0	0	0	0%
Dec 18	at TB	W	1/0	1	1	0.0	0	0	0	0	9	15%
Dec 24	at NO	L	1/0	2	1	0.0	0	0	0	0	11	17%
Dec 31	Car	W	1/1	1	1	0.0	0	0	0	0	9	15%
Totals			12/6	24	12	0.0	0	0	0	0	224	21%

PLAYOFFS

Jan 6	at LAR	W	1/0	1	1	0.0	0	0	0	0	10	15%
Jan 13	at Phi	L	1/0	1	1	0.0	0	0	0	0	12	18%
Totals			2/0	2	2	0.0	0	0	0	0	22	16%



5-8 | 180 **8th Year**
DOB: Jan. 17, 1992 (Age 28)



**Frostproof,
Florida**

**Frostproof
High School**



USC
UDFA ('13) by
Buffalo

Acquired: FA-LAR-20

BIRDSEED

Robey-Coleman attended Frostproof (FL) High School, where he played both defensive back and running back. He scored 15 TDs on offense and defense as a senior and rushed for 1,600 yards as a junior. As a sophomore, he rushed for 1,500 yards and tallied 7 INTs. He also lettered in baseball and track in high school.

Earned his college degree in policy, planning and development, with an emphasis in real estate development from USC in the spring of 2019. During his time at USC, Robey-Coleman also participated in track.

@slotgod23

**ROBEY-COLEMAN SAW
ACTION IN A CAREER-HIGH
708 DEFENSIVE SNAPS
(64%) IN 2019.**



Nickell Robey-Coleman (pronounced nick-ELL) was signed by Philadelphia during the 2020 offseason after spending the previous three years with the Los Angeles Rams (2017-19). Robey-Coleman saw action in a career-high 708 defensive snaps (64%) over 16 games (3 starts) in 2019, totaling 35 tackles (31 solo), 7 PDs and 2 FFs. He originally entered the NFL as an undrafted rookie with the Buffalo Bills in 2013.

MOST PASSES DEFENSED RAMS PLAYERS IN 2019

Cory Littleton	9
Taylor Rapp	8
Troy Hill	8
Nickell Robey-Coleman	7

SEASON HIGHLIGHTS

2019 - L.A. RAMS (16/3)

- ▶ Finished the regular season with 35 tackles (31 solo), 7 PDs and 2 FFs after seeing action in a career-high 708 defensive snaps (64%)
- ▶ His 7 PDs ranked 4th on the Rams defense, behind **Cory Littleton** (9), **Taylor Rapp** (8) and **Troy Hill** (8)

2018 - L.A. RAMS (16/1, 3/1)

- ▶ Registered 37 tackles (25 solo) with 4 PDs and 1 INT
- ▶ Recorded 2 tackles and 1 PD vs. NE (2/3/19) in **Super Bowl LIII**
- ▶ Earned his first career playoff start in the NFC Championship win at NO (1/20/19), tallying 2 PDs

2017 - L.A. RAMS (15/4, 1/0)

- ▶ Posted a career-high 49 tackles (39 solo), 9 PDs, 2 INTs, 1 FF and 1 FR
- ▶ Tied a career high with 7 solo tackles and 3 PDs vs. Phi. (12/10/17)

2016 - BUFFALO (16/3)

- ▶ Totaled 35 tackles (32 solo), 7 PDs, 2 INTs, 1 FF and 1 FR (returned for TD) in his final year with the Bills
- ▶ Named **AFC Defensive Player of the Week** after recording a career-high 2 INTs, including a 41-yard INT-TD, in the win vs. LAR (10/9/16)
- ▶ Recovered a fumble for a 36-yard TD vs. NYJ (9/15/16)



CAREER STATISTICS

Year	Team	GP/S	TACKLES					PASS DEFENSE						FUMBLES			DEF SNAPS	
			Total	Solo	Asst	TFL	Sacks	Int	Yds	Lg	TD	PD	QPH	FF	FR	Yds	No	Pct
2013	Buffalo	16/2	39	30	9	8	3.0	1	19	19t	1	10	22	1	1	0	609	53%
2014	Buffalo	16/7	48	38	10	3	1.0	0	0	0	0	7	7	0	2	2	641	59%
2015	Buffalo	16/3	46	39	7	0	1.0	0	0	0	0	4	6	0	0	0	672	62%
2016	Buffalo	16/3	35	32	3	2	0.0	2	44	41t	1	7	0	1	1	36t	572	53%
2017	L.A. Rams	15/4	49	39	10	3	0.0	2	56	31	0	9	0	1	1	0	656	61%
2018	L.A. Rams	16/1	37	25	12	3	0.0	1	0	0	0	4	0	0	0	0	556	55%
2019	L.A. Rams	16/3	35	31	4	3	0.0	0	0	0	0	7	0	2	0	12	708	64%
Totals		111/23	289	234	55	22	5.0	6	119	41	2	48	35	5	5	50	---	---

PLAYOFFS

2017	L.A. Rams	1/0	3	3	0	0	0.0	0	0	--	0	1	0	0	0	0	22	30%
2018	L.A. Rams	3/1	5	4	1	0	0.0	0	0	--	0	3	0	0	0	0	118	60%
Totals		4/1	8	7	1	0	0.0	0	0	--	0	4	0	0	0	0	---	---

ADDITIONAL STATISTICS

INT-TDs: 2 - 10/9/16 at LAR (41 yards - QB Case Keenum); 10/23/13 at Mia. (19 yards - QB Ryan Tannehill) **Fumble Recovery TDs:** 1 - 9/15/16 vs. NYJ (36 yards)

Special Teams Tackles: 15 - 2018 (2), 2017 (3), 2016 (5), 2015 (2), 2014 (3)

CAREER HIGHS

Tackles	7	2x, last: 12/10/17 vs. Phi
Sacks	2	12/22/13 vs. Mia.
INTs	2	10/9/16 at LAR
PDs	3	2x, last: 12/10/17 vs. Phi
FFs	1	5x, last: 11/10/19 at Pit
FRs	1	5x, last: 9/21/17 at SF

SEASON HIGHLIGHTS (Continued)

2015 - BUFFALO (16/3)

- ▶ Posted 46 tackles (39 solo), 4 PDs and 1.0 sack

2014 - BUFFALO (16/7)

- ▶ Tallied 48 tackles (38 solo), 7 PDs, 2 FRs and 1.0 sack
- ▶ Led the Bills defense with a career-high 7 tackles in a win at NYJ (10/26/14)

2013 - BUFFALO (16/2)

- ▶ Played in all 16 games as a rookie, recording 39 tackles (30 solo), a career-high 10 PDs and 3.0 sacks
- ▶ Picked off Dolphins QB **Ryan Tannehill** for his first career INT in the win at Mia. (10/20/13), returning it 19 yards for a TD. Also recorded a career-high 3 PDs
- ▶ Made his first career sack after taking down Jaguars QB **Chad Henne** in his first career start at Jax. (12/15/13)

COLLEGE HIGHLIGHTS

- ▶ Finished his career at USC with 163 tackles, 7 INTs and 2 TDs
- ▶ Started all 13 games as a junior in 2012 and tallied 52 tackles (36 solo), 1 INT and 1 blocked kick
- ▶ Named first-team All-Pac-12 as a sophomore in 2011 after producing 5.5 TFLs, 2.0 sacks and 2 INTs, including 1 TD
- ▶ As a freshman in 2010, notched 48 tackles, a team-high 4 INTs, including 1 TD, and 1 FF in 13 games (all starts)

TRANSACTIONS

2013	Signed by BUF as an undrafted free agent
3/6/17	Released by BUF
4/7/17	Signed by LAR
3/15/18	Re-signed by LAR to a 3-year contract
3/25/20	Agreed to terms with PHI on 1-year contract





2019 GAME-BY-GAME STATISTICS (LAR)

Date	Opp	GP/S	Tot	Solo	Sk	Int	PD	FF	FR	Snaps	Pct
Sep 8	at Car	W	1/0	2	2	0.0	0	0	0	41	62%
Sep 15	NO	W	1/0	6	4	0.0	0	1	0	41	65%
Sep 22	at Cle	W	1/0	1	1	0.0	0	1	0	56	82%
Sep 29	TB	L	1/0	3	3	0.0	0	0	0	44	59%
Oct 3	at Sea	L	1/0	2	2	0.0	0	0	1	21	29%
Oct 13	SF	L	1/0	4	4	0.0	0	0	0	30	39%
Oct 20	at Atl	W	1/0	1	1	0.0	0	0	0	45	82%
Oct 27	Cin	W	1/1	1	1	0.0	0	2	0	70	88%
Nov 10	at Pit	L	1/0	4	4	0.0	0	0	1	45	62%
Nov 17	Chi	W	1/1	4	3	0.0	0	1	0	67	88%
Nov 25	Bal	L	1/0	0	0	0.0	0	0	0	16	21%
Dec 1	at Ari	W	1/0	1	1	0.0	0	0	0	52	83%
Dec 8	Sea	W	1/0	0	0	0.0	0	0	0	50	76%
Dec 15	at Dal	L	1/0	3	3	0.0	0	0	0	33	47%
Dec 21	at SF	L	1/0	1	1	0.0	0	1	0	29	51%
Dec 29	Ari	W	1/1	2	1	0.0	0	1	0	68	100%
Totals			16/3	35	31	0.0	0	7	2	708	64%

2018 GAME-BY-GAME STATISTICS (LAR)

Date	Opp	GP/S	Tot	Solo	Sk	Int	PD	FF	FR	Snaps	Pct
Sep 10	at Oak	W	1/0	2	0	0.0	0	0	0	45	64%
Sep 16	Ari	W	1/0	4	3	0.0	0	0	0	29	64%
Sep 23	LAC	W	1/0	3	2	0.0	0	0	0	35	67%
Sep 27	Min	W	1/0	3	3	0.0	0	0	0	44	59%
Oct 7	at Sea	W	1/0	4	1	0.0	0	0	0	36	60%
Oct 14	at Den	W	1/0	0	0	0.0	0	1	0	34	52%
Oct 21	at SF	W	1/0	2	1	0.0	0	1	0	14	24%
Oct 28	GB	W	1/0	3	3	0.0	0	0	0	32	62%
Nov 4	at NO	L	1/0	1	1	0.0	0	0	0	21	30%
Nov 11	Sea	W	1/0	1	1	0.0	0	0	0	45	66%
Nov 19	KC	W	1/0	2	2	0.0	0	0	0	13	18%
Dec 2	at Det	W	1/0	3	2	0.0	0	0	0	38	53%
Dec 9	at Chi	L	1/0	3	2	0.0	1	2	0	53	75%
Dec 16	Phi	L	1/1	3	2	0.0	0	0	0	64	100%
Dec 23	at Ari	W	1/0	1	1	0.0	0	0	0	33	62%
Dec 30	SF	W	1/0	2	1	0.0	0	0	0	20	32%
Totals			16/1	37	25	0.0	1	4	0	556	55%

PLAYOFFS

Jan 12	Dal	W	1/0	2	2	0.0	0	0	0	26	45%
Jan 20	at NO	W	1/1	1	1	0.0	0	2	0	52	78%
Feb 3	NE	L	1/0	2	1	0.0	0	1	0	40	56%
Totals			3/1	5	4	0.0	0	3	0	118	60%

2017 GAME-BY-GAME STATISTICS (LAR)

Date	Opp	GP/S	Tot	Solo	Sk	Int	PD	FF	FR	Snaps	Pct
Sep 10	Ind	W	1/0	2	2	0.0	0	1	0	32	64%
Sep 17	Was	L	1/1	5	3	0.0	0	0	1	71	100%
Sep 21	at SF	W	1/1	5	2	0.0	1	2	0	75	95%
Oct 1	at Dal	W	1/0	2	2	0.0	0	0	0	39	55%
Oct 8	Sea	L	1/1	6	5	0.0	0	0	0	41	60%
Oct 15	at Jax	W	1/0	1	1	0.0	1	1	0	36	52%
Oct 22	Ari	W	1/0	1	1	0.0	0	0	0	33	66%
Nov 5	at NYG	W	1/0	3	2	0.0	0	1	0	31	46%
Nov 12	Hou	W	1/0	4	3	0.0	0	0	0	37	53%
Nov 19	at Min	L	1/0	1	1	0.0	0	0	0	9	12%
Nov 26	NO	W	0/0	INACTIVE (THIGH)							
Dec 3	at Ari	W	1/0	2	2	0.0	0	1	0	38	59%
Dec 10	Phi	L	1/1	7	7	0.0	0	3	0	85	92%
Dec 17	at Sea	W	1/0	5	3	0.0	0	0	0	42	76%
Dec 24	at Ten	W	1/0	2	2	0.0	0	0	0	43	63%
Dec 31	SF	L	1/0	3	3	0.0	0	0	0	44	69%
Totals			15/4	49	39	0.0	2	9	1	656	61%

PLAYOFFS

Jan 6	Atl	L	1/0	3	3	0.0	0	1	0	22	30%
Totals			1/0	3	3	0.0	0	1	0	22	30%

2016 GAME-BY-GAME STATISTICS (BUF)

Date	Opp	GP/S	Tot	Solo	Sk	Int	PD	FF	FR	Snaps	Pct
Sep 11	at Bal	L	1/0	0	0	0.0	0	0	0	35	51%
Sep 15	NYJ	L	1/0	5	5	0.0	0	0	1	44	59%
Sep 25	Ari	W	1/0	2	2	0.0	0	1	0	49	60%
Oct 2	at NE	W	1/0	2	2	0.0	0	0	0	35	62%
Oct 9	at LAR	W	1/0	1	0	0.0	2	2	0	24	36%
Oct 16	SF	W	1/1	4	4	0.0	0	1	1	60	98%
Oct 23	at Mia	L	1/0	1	1	0.0	0	0	0	42	58%
Oct 30	NE	L	1/1	2	1	0.0	0	0	0	38	56%
Nov 7	at Sea	L	1/0	1	1	0.0	0	0	0	23	49%
Nov 20	at Cin	W	1/0	3	2	0.0	0	1	0	15	21%
Nov 27	Jax	W	1/0	1	1	0.0	0	1	0	38	56%
Dec 4	at Oak	L	1/0	2	2	0.0	0	0	0	49	69%
Dec 11	Pit	L	1/1	4	4	0.0	0	0	0	29	39%
Dec 18	Cle	W	1/0	2	2	0.0	0	0	0	35	60%
Dec 24	Mia	L	1/0	2	2	0.0	0	0	0	43	62%
Jan 1	at NYJ	L	1/0	3	3	0.0	0	1	0	13	21%
Totals			16/3	35	32	0.0	2	7	1	572	53%



2015 GAME-BY-GAME STATISTICS (BUF)

Date	Opp		GP/S	Tot	Solo	Sk	Int	PD	FF	FR	Snap	Pct
Sep 13	Ind	W	1/0	6	4	1.0	0	1	0	0	53	71%
Sep 20	NE	L	1/0	6	6	0.0	0	0	0	0	53	62%
Sep 27	at Mia	W	1/1	5	3	0.0	0	0	0	0	63	83%
Oct 4	NYG	L	1/0	3	2	0.0	0	0	0	0	38	54%
Oct 11	at Ten	W	1/0	4	4	0.0	0	0	0	0	33	48%
Oct 18	Cin	L	1/0	1	0	0.0	0	0	0	0	27	44%
Oct 25	at Jax	L	1/0	0	0	0.0	0	0	0	0	30	45%
Nov 8	Mia	W	1/1	4	4	0.0	0	1	0	0	43	62%
Nov 12	at NYJ	W	1/0	0	0	0.0	0	0	0	0	37	63%
Nov 23	at NE	L	1/0	0	0	0.0	0	0	0	0	38	57%
Nov 29	at KC	L	1/0	2	2	0.0	0	0	0	0	33	53%
Dec 6	Hou	W	1/0	5	5	0.0	0	2	0	0	50	66%
Dec 13	at Phi	L	1/1	2	2	0.0	0	0	0	0	73	95%
Dec 20	at Was	L	1/0	2	2	0.0	0	0	0	0	30	53%
Dec 27	Dal	W	1/0	3	3	0.0	0	0	0	0	24	41%
Jan 3	NYJ	W	1/0	3	2	0.0	0	0	0	0	47	82%
Totals			16/3	46	39	1.0	0	4	0	0	672	62%

2014 GAME-BY-GAME STATISTICS (BUF)

Date	Opp		GP/S	Tot	Solo	Sk	Int	PD	FF	FR	Snap	Pct
Sep 7	at Chi	W	1/1	0	0	0.0	0	1	0	0	50	68%
Sep 14	Mia	W	1/1	6	4	0.0	0	0	0	0	68	86%
Sep 21	SD	L	1/1	1	1	0.0	0	0	0	0	28	42%
Sep 28	at Hou	L	1/0	2	1	0.0	0	0	0	0	27	40%
Oct 5	at Det	W	1/1	5	4	0.0	0	1	0	1	41	66%
Oct 12	NE	L	1/0	2	2	0.0	0	1	0	0	24	34%
Oct 19	Min	W	1/0	3	2	0.0	0	1	0	0	32	51%
Oct 26	at NYJ	W	1/0	7	5	0.0	0	0	0	0	56	67%
Nov 9	KC	L	1/0	0	0	0.0	0	0	0	0	27	45%
Nov 13	at Mia	L	1/1	3	3	0.0	0	0	0	1	54	81%
Nov 24	NYJ	W	1/0	3	3	1.0	0	1	0	0	31	53%
Nov 30	Cle	W	1/0	2	2	0.0	0	0	0	0	30	43%
Dec 7	at Den	L	1/0	3	1	0.0	0	0	0	0	37	67%
Dec 14	GB	W	1/1	3	3	0.0	0	1	0	0	63	89%
Dec 21	at Oak	L	1/0	3	3	0.0	0	1	0	0	34	47%
Dec 28	at NE	W	1/1	5	4	0.0	0	0	0	0	39	58%
Totals			16/7	48	38	1.0	0	7	0	2	641	59%

2013 GAME-BY-GAME STATISTICS (BUF)

Date	Opp		GP/S	Tot	Solo	Sk	Int	PD	FF	FR	Snap	Pct
Sep 8	NE	L	1/0	4	2	0.0	0	0	0	0	67	74%
Sep 15	Car	W	1/0	2	2	0.0	0	1	0	0	43	54%
Sep 22	at NYJ	L	1/0	1	0	0.0	0	1	0	0	45	58%
Sep 29	Bal	W	1/0	2	2	0.0	0	0	0	0	48	74%
Oct 3	at Cle	L	1/0	0	0	0.0	0	1	0	0	39	57%
Oct 13	Cin	L	1/0	1	1	0.0	0	0	0	0	22	26%
Oct 20	at Mia	W	1/0	2	2	0.0	1	3	0	0	38	58%
Oct 27	at NO	L	1/0	3	2	0.0	0	2	0	0	43	61%
Nov 3	KC	L	1/0	1	1	0.0	0	0	0	0	17	29%
Nov 10	at Pit	L	1/0	2	2	0.0	0	0	0	0	26	38%
Nov 17	NYJ	W	1/0	4	2	0.0	0	0	0	0	40	69%
Dec 1	Atl	L	1/0	3	2	0.0	0	1	0	0	40	45%
Dec 8	at TB	L	1/0	3	3	0.0	0	0	0	0	19	29%
Dec 15	at Jax	W	1/1	6	5	1.0	0	0	1	1	56	75%
Dec 22	Mia	W	1/1	4	3	2.0	0	1	0	0	44	81%
Dec 29	at NE	L	1/0	1	1	0.0	0	0	0	0	22	29%
Totals			16/2	39	30	3.0	1	10	1	1	609	53%





6-5 | 350 **2nd Year**
DOB: Sept. 1, 1996 (Age 23)

**Cary,
 North Carolina**



**Cary
 High School**



UAB
*UDFA ('19) by
 Philadelphia*
**Acquired:
 PS-Oak-19**



Originally signed by Philadelphia as an undrafted free agent in 2019, **Anthony Rush** was signed by the Eagles from the Raiders practice squad in Week 8 of his rookie campaign. Rush began his collegiate career at Northeast Mississippi C.C. before transferring to UAB, where he recorded 43 tackles (26 solo), 11 TFLs, 2.0 sacks and 2 FFs as a senior in 2018.

TACKLES FOR LOSS CONFERENCE USA (2017-18)

Jaylon Ferguson (La. Tech)	38.5
E.J. Ejiya (N. Texas)	37.5
Oshane Ximines (ODU)	32.0
Khalil Brooks (Mid. Ten. St.)	30.5
Brandon Garner (N. Texas)	24.5
Alex Highsmith (UNC-Cha.)	23.5
Brian Womac (Rice)	21.0
Anthony Rush (UAB)	20.0
Channing Hames (Marshall)	20.0

BIRDSEED

Rush is the son of Kai Hill and Travis Rush. He played for Cary (NC) High School and was named to the All-Southwest Wake Athletic Conference first-team as a junior.

Rush majored in communication studies during his time at UAB.

@CantBeBlocked25 @rushfromthe9

- ▶ As a junior in 2017, finished his debut season at UAB with 34 tackles (17 solo), 9 TFLs and 1 INT (returned for TD)
- ▶ Prior to transferring to UAB, played two seasons at Northeast Mississippi C.C. from 2015-16. Registered 73 tackles and 4.0 sacks in two seasons

TRANSACTIONS

2019	Signed by PHI as undrafted free agent
7/27/19	Waived by PHI
8/1/19	Signed by OAK
8/31/19	Waived by OAK
9/2/19	Signed by OAK to practice squad
10/21/19	Signed by PHI from OAK practice squad

SEASON HIGHLIGHTS

2019 - PHILADELPHIA (9/0, 1/0)

- ▶ Appeared in 152 defensive snaps (15%) with the Eagles and recorded 10 tackles (6 solo), 3 TFLs, 2 PDs and 2 QB pressures and hits

COLLEGE HIGHLIGHTS

- ▶ In 25 career games at UAB, combined for 77 tackles (43 solo), 20 TFLs, 2.0 sacks, 1 INT (returned for TD), 1 PD and 2 FFs
- ▶ As a senior at UAB in 2018, recorded 43 tackles (26 solo), 11 TFLs, 2.0 sacks and 2 FFs

**AS A ROOKIE IN 2019,
 ANTHONY RUSH PRODUCED
 10 TACKLES (6 SOLO), 3 TFLs,
 2 PDs AND 2 QB PRESSURES
 AND HITS IN 9 GAMES
 WITH THE EAGLES.**



CAREER STATISTICS

			TACKLES					PASS DEFENSE						FUMBLES			DEF SNAPS	
Year	Team	GP/S	Total	Solo	Asst	TFL	Sacks	Int	Yds	Lg	TD	PD	QPH	FF	FR	Yds	No	Pct
2019	Philadelphia	9/0	10	6	4	3	0.0	0	0	--	0	2	2	0	0	0	152	15%
Totals		9/0	10	6	4	3	0.0	0	0	--	0	2	2	0	0	0	---	---

PLAYOFFS																		
2019	Philadelphia	1/0	0	0	0	0	0.0	0	0	--	0	0	0	0	0	0	22	34%
Totals		1/0	0	0	0	0	0.0	0	0	--	0	0	0	0	0	0	---	---

CAREER HIGHS

Tackles	2	4x, last: 12/1/19 at Mia.
Sacks	--	---
INTs	--	---
PDs	1	2x, last: 12/22/19 vs. Dal.
FFs	--	---
FRs	--	---

2019 GAME-BY-GAME STATISTICS (OAK & PHI)

Date	Opp		GP/S	Tot	Solo	Sk	Int	PD	FF	FR	Snaps	Pct
Sep 9	Den	W	---	RAIDERS PRACTICE SQUAD								
Sep 15	KC	L	---	RAIDERS PRACTICE SQUAD								
Sep 22	at Min	L	---	RAIDERS PRACTICE SQUAD								
Sep 29	at Ind	W	---	RAIDERS PRACTICE SQUAD								
Oct 6	Chi	W	---	RAIDERS PRACTICE SQUAD								
Oct 20	at GB	L	---	RAIDERS PRACTICE SQUAD								
SIGNED BY EAGLES FROM RAIDERS PRACTICE SQUAD (10/21/19)												
Oct 27	at Buf	W	1/0	0	0	0.0	0	0	0	0	12	19%
Nov 3	Chi	W	1/0	2	1	0.0	0	0	0	0	14	31%
Nov 17	NE	L	1/0	2	0	0.0	0	0	0	0	18	24%
Nov 24	Sea	L	1/0	2	1	0.0	0	0	0	0	25	38%
Dec 1	at Mia	L	1/0	2	2	0.0	0	1	0	0	27	38%
Dec 9	NYG	W	1/0	0	0	0.0	0	0	0	0	14	27%
Dec 15	at Was	W	1/0	0	0	0.0	0	0	0	0	15	28%
Dec 22	Dal	W	1/0	1	1	0.0	0	1	0	0	13	21%
Dec 29	at NYG	W	1/0	1	1	0.0	0	0	0	0	14	19%
Totals			9/0	10	6	0.0	0	2	0	0	152	15%
PLAYOFFS												
Jan 5	Sea	L	1/0	0	0	0.0	0	0	0	0	22	34%
Totals			1/0	0	0	0.0	0	0	0	0	22	34%





5-11 | 211 **2nd Year**

DOB: May 1, 1997 (Age 23)

**Pittsburgh,
Pennsylvania**



**Woodland Hills
High School**



Penn State
D2a-19 (53rd overall)
by Philadelphia

THREE-STEP DROP

First job: Sbarro pizzeria

Surprisingly good at: Drawing

Bucket list: Skydiving

Favorite meal: Chicken alfredo


Favorite athletes growing up:
Barry Sanders, LeBron James
and Kobe Bryant

Moment left starstruck: Meeting former
Steelers WR Hines Ward

**ONLY SEVEN ROOKIES IN NFL HISTORY
HAVE PRODUCED 800+ RUSHING YARDS
& 500+ RECEIVING YARDS:**



**MILES
SANDERS**
(2019)



**SAQUON
BARKLEY**
(2018)



**EDGERRIN
JAMES**
(1999)



**MARSHALL
FAULK**
(1994)



**BILLY
SIMS**
(1980)



**GALE
SAYERS**
(1965)



**ABNER
HAYNES**
(1960)



In 2019, Miles Sanders was named to the PFWA All-Rookie Team after leading his class in all-purpose yards (1,641) and scrimmage yards (1,327) and producing the most rushing yards (818) in Eagles rookie history. Sanders, who totaled 13 plays of 20+ yards, also ranked 3rd among NFL RBs in scrimmage yards per touch (5.8), trailing only Austin Ekeler (6.9) and Christian McCaffrey (5.9) (min. 200 touches).

MOST SCRIMMAGE YARDS NFL ROOKIES IN 2019

Miles Sanders (Phi.)	1,327
Josh Jacobs (Oak.)	1,316
A.J. Brown (Ten.)	1,111

EAGLES ROOKIE HISTORY

Miles Sanders (2019)	1,327
DeSean Jackson (2008)	1,008
LeSean McCoy (2009)	945

SCRIMMAGE YARDS *per touch* NFL RUNNING BACKS IN 2019

Austin Ekeler (LAC)	6.9
Christian McCaffrey (Car.)	5.9
Miles Sanders (Phi.)	5.8

(min. 200 touches)

MOST 20+ YARD PLAYS* NFL RUNNING BACKS IN 2019

Nick Chubb (Cle.)	15
Saquon Barkley (NYG)	14
Dalvin Cook (Min.)	14
Miles Sanders (Phi.)	13
Austin Ekeler (LAC)	13
Christian McCaffrey (Car.)	13

* Rushing and receiving plays

CAREER HIGHLIGHTS

- ▶ Named to the 2019 PFWA All-Rookie Team after leading his class with franchise rookie records in all-purpose yards (1,641) and scrimmage yards (1,327). Surpassed **LeSean McCoy** in 2009 (637) for the most rushing yards (818) in Eagles rookie history



CAREER STATISTICS

Year	Team	GP/S	RUSHING					RECEIVING					TYS	OFF SNAPS	
			Att	Yds	Avg	Lg	TD	Rec	Yds	Avg	Lg	TD		No	Pct
2019	Philadelphia	16/11	179	818	4.6	65t	3	50	509	10.2	45	3	1,327	626	53%
Totals		16/11	179	818	4.6	65t	3	50	509	10.2	45	3	1,327	---	---

PLAYOFFS

2019	Philadelphia	1/1	14	69	4.9	18	0	3	8	2.7	7	0	77	49	71%
Totals		1/1	14	69	4.9	18	0	3	8	2.7	7	0	77	---	---

ADDITIONAL STATISTICS

Fumbles/Lost: 2/1 - 2019 (2/1) Kickoff Returns: 14-314 - 2019 (14-314)

CAREER HIGHS

Rush Attempts	20	12/22/19 vs. Dal.
Rushing Yards	122	12/15/19 at Was.
Rushing Long	65t	10/27/19 at Buf.
Rushing TDs	1	3x, last: 12/22/19 vs. Dal.
Receptions	6	12/15/19 at Was.
Receiving Yards	86	10/13/19 at Min.
Receiving Long	45	10/13/19 at Min.
Receiving TDs	1	3x, last: 12/15/19 at Was..
Scrimmage Yards	172	12/15/19 at Was.
Offensive TDs	2	12/15/19 at Was.
Kickoff Returns	3	9/22/19 vs. Det.
Kickoff Return Yards	77	9/26/19 at GB
Kickoff Return Long	67	9/26/19 at GB

SEASON HIGHLIGHTS

2019 - PHILADELPHIA (16/11, 1/1)

- Named to the PFWA **All-Rookie** Team after leading his class with franchise rookie records in all-purpose yards (1,641) and scrimmage yards (1,327). Surpassed **LeSean McCoy** in 2009 (637) for the most rushing yards (818) in Eagles rookie history
- Became the seventh rookie in NFL history to record 800+ rushing yards and 500+ receiving yards, joining **Saquon Barkley** (2018), **Edgerrin James** (1999), **Marshall Faulk** (1994), **Billy Sims** (1980), **Gale Sayers** (1965) and **Abner Haynes** (1960)
- Since 2007, only three NFL rookies have posted 1,300+ scrimmage yards and 300+ return yards: Sanders (2019), **Alvin Kamara** (2017) and **Adrian Peterson** (2007)
- Ranked 3rd among NFL RBs in scrimmage yards per touch (5.8), trailing only **Austin Ekeler** (6.9) and **Christian McCaffrey** (5.9) in that category (min. 200 touches). Also tied Ekeler and McCaffrey for the 4th-most plays of 20+ yards (13) among NFL RBs, behind **Nick Chubb** (15), **Saquon Barkley** (14) and **Dalvin Cook** (14)
- Only six NFL RBs produced 650+ scrimmage yards and 4+ TDs from Weeks 11-17: **Saquon Barkley**, **Ezekiel Elliott**, **Derrick Henry**, **Christian McCaffrey**, **Joe Mixon** and Sanders
- Registered 150+ scrimmage yards in back-to-back games on 12/15/19 at Washington (172) and 12/22/19 vs. Dallas (156). His 172 scrimmage yards against Washington marked the highest single-game total of his career, which included a career-high 122 rushing yards along with 1 rushing TD and 1 receiving TD

COLLEGE HIGHLIGHTS

- Rushed 276 times for 1,649 yards (6.0 avg.) and 12 TDs in 38 career games at Penn State. Added 32 catches for 192 yards and 1 TD. Finished as the 45th player in program history to rush for 1,000+ yards and ranked 25th all-time with 1,649 rushing yards
- Earned All-Big Ten honors as a junior in 2018 after ranking 2nd in the conference with a career-high 1,274 rushing yards, which are the 5th-most by a Penn State RB since 2000 (11th overall). Rushed for 9 TDs and posted 24 receptions for 139 yards
- Appeared in 12 games (1 start) as a sophomore in 2017, making his first career start vs. Rutgers (11/11/17)

TRANSACTIONS

2019 Drafted by PHI in 2nd round (53rd overall)
Signed 4-year contract

BIRDSEED

Sanders attended Woodland Hills (PA) High School, where he was tabbed first-team PIAA Class AAA All-State in 2014 and 2015. He helped lead the school to 39 victories during his career, finishing with 4,573 yards and 59 TDs on 508 carries, landing him 5th in WPIAL Class AAAA history.

Sanders also ran track for Woodland Hills, competing in the 100, 200 and 4x100 events.

Sanders is the son of Marlene Sanders and has an older brother, Brian, and a younger brother, Kobe. His hobbies include playing video games, training and Netflix.

[@BoobieMilesXXIV](#) [@boobiemilesxxiv](#)



2019 GAME-BY-GAME STATISTICS (PHILADELPHIA)

				RUSHING					RECEIVING					SNAPS		
Date	Opp		GP/S	Att	Yds	Avg	Lg	TD	Rec	Yds	Avg	Lg	TD	TYS	No	Pct
Sep 8	Was	W	1/0	11	25	2.3	19	0	1	2	2.0	2	0	27	36	49%
Sep 15	at Atl	L	1/1	10	28	2.8	5	0	3	9	3.0	7	0	37	35	43%
Sep 22	Det	L	1/1	13	53	4.1	14	0	2	73	36.5	40	0	126	26	34%
Sep 26	at GB	W	1/1	11	72	6.5	30	0	0	0	---	--	0	72	22	36%
Oct 6	NYJ	W	1/1	9	15	1.7	8	0	4	49	12.3	36	0	64	29	43%
Oct 13	at Min	L	1/0	3	6	2.0	3	0	3	86	28.7	45	1	92	19	29%
Oct 20	at Dal	L	1/0	6	21	3.5	7	0	3	11	3.7	5	0	32	33	54%
Oct 27	at Buf	W	1/0	3	74	24.7	65t	1	3	44	14.7	25	0	118	13	18%
Nov 3	Chi	W	1/0	10	42	4.2	11	0	3	31	10.3	19	0	73	36	41%
Nov 17	NE	L	1/1	11	38	3.5	7	0	2	9	4.5	5	0	47	64	85%
Nov 24	Sea	L	1/1	12	63	5.3	14	0	3	23	7.7	9	0	86	64	84%
Dec 1	at Mia	L	1/1	17	83	4.9	13	0	5	22	4.4	15t	1	105	62	87%
Dec 9	NYG	W	1/1	15	45	3.0	10	0	4	24	6.0	11	0	69	50	56%
Dec 15	at Was	W	1/1	19	122	6.4	56	1	6	50	8.3	18	1	172	55	71%
Dec 22	Dal	W	1/1	20	79	4.0	38	1	5	77	15.4	29	0	156	59	82%
Dec 29	at NYG	W	1/1	9	52	5.8	21	0	3	-1	-0.3	4	0	51	23	31%
Totals			16/11	179	818	4.6	65t	3	50	509	10.2	45	3	1,327	626	53%
PLAYOFFS																
Jan 5	Sea	L	1/1	14	69	4.9	18	0	3	8	2.7	7	0	77	49	71%
Totals			1/1	14	69	4.9	18	0	3	8	2.7	7	0	77	49	71%



5-6 | 203 **2nd Year**
DOB: April 27, 1995 (Age 25)

**Zachary,
Louisiana**



**Zachary
High School**



Louisiana Tech
D6b-18 (201st overall)
by New Orleans
Acquired: PS-NO-18

MOST RUSHING TDs EAGLES PLAYERS IN 2019

6	Jordan Howard (119 attempts)
5	Boston Scott* (61 attempts)
3	Miles Sanders (179 attempts)

** Career-high 3 TDs on 12/29/19 at NYG*

THREE-STEP DROP

First job: Concessions

Bucket list: Go to a Formula 1 race

Surprisingly good at:
 "I play a lot of instruments."

If he could play another sport: Soccer

Favorite music/artists: "R&B, but my favorite artists are Chance the Rapper, Kendrick Lamar, J. Cole, Lil Wayne."

Favorite athlete growing up:
 Barry Sanders

Favorite meal: Shrimp fettucine alfredo

Moment left starstruck: "Seeing Keke Palmer in person."



Originally selected by New Orleans in the 6th round (201st overall) of the 2018 NFL Draft, **Boston Scott** was signed by the Eagles from the Saints practice squad in Week 15 of 2018. In 2019, Scott totaled 721 all-purpose yards and ranked 2nd on the team with 5 rushing TDs. He was named NFC Offensive Player of the Week in Week 17 of 2019 after rushing for a career-high 3 TDs in a division-clinching win.

MOST ALL-PURPOSE YARDS EAGLES PLAYERS IN 2019

Miles Sanders	1,641
Zach Ertz	916
Boston Scott*	721
Dallas Goedert	623
Jordan Howard	594

** Career-high 156 all-purpose yards on 12/9/19 vs. NYG*

ONLY SEVEN PLAYERS IN EAGLES HISTORY HAVE TOTALED 3+ RUSHING TDs IN A SINGLE GAME:



BOSTON SCOTT
(2019)



LESEAN MCCOY
(2010, '11)



CHARLIE GARNER
(1995)



WILBERT MONTGOMERY
(1978, '79, '82)



TOM SULLIVAN
(1974)



CLARENCE PEAKS
(1958)



STEVE VAN BUREN
(1945, '47, '48)

CAREER HIGHLIGHTS

- ▶ Earned **NFC Offensive Player of the Week** honors after posting 138 scrimmage yards and a career-high 3 rushing TDs in the division-clinching win at NYG (12/29/19)
- ▶ Is one of seven players in franchise history to rush for 3 TDs in a single game, joining **LeSean McCoy** (2010, '11), **Charlie Garner** (1995), **Wilbert Montgomery** (1978, '79, '82), **Tom Sullivan** (1974), **Clarence Peaks** (1958) and **Steve Van Buren** (1945, '47, '48)



CAREER STATISTICS

Year	Team	GP/S	RUSHING					RECEIVING					TYS	OFF SNAPS	
			Att	Yds	Avg	Lg	TD	Rec	Yds	Avg	Lg	TD		No	Pct
2018	Philadelphia	2/0	0	0	---	--	0	0	0	---	--	0	0	0	0%
2019	Philadelphia	11/2	61	245	4.0	25	5	24	204	8.5	39	0	449	187	16%
Totals		13/2	61	245	4.0	25	5	24	204	8.5	39	0	449	---	---

PLAYOFFS

2018	Philadelphia	2/0	0	0	---	--	0	0	0	---	--	0	0	3	3%
2019	Philadelphia	1/0	6	25	4.2	15	0	3	23	7.7	21	0	48	21	30%
Totals		3/0	6	25	4.2	15	0	3	23	7.7	21	0	48	---	---

ADDITIONAL STATISTICS

Fumbles/Lost: 2/1 - 2019 (2/1) Special Teams Fumbles/Lost: 2/0 - 2019 (2/0)

Kickoff Returns: 14-325 - 2019 (10-229), 2018 (4-96) Postseason Kickoff Returns: 4-78 - 2019 (1-24), 2018 (3-54) Punt Returns: 6-43 - 2019 (6-43)

CAREER HIGHS

Rush Attempts	19	12/29/19 at NYG
Rushing Yards	59	12/9/19 vs. NYG
Rushing Long	25	12/9/19 vs. NYG
Rushing TDs	3	12/29/19 at NYG
Receptions	7	12/15/19 at Was.
Receiving Yards	84	12/29/19 at NYG
Receiving Long	39	12/29/19 at NYG
Receiving TDs	--	---
Scrimmage Yards	138	12/29/19 at NYG
Kickoff Returns	4	12/23/18 vs Hou
Kickoff Return Yards	96	12/23/18 vs Hou
Kickoff Return Long	35	12/23/18 vs Hou
Punt Returns	2	2x, last: 11/17/19 vs. NE
Punt Return Yards	16	10/13/19 at Min.
Punt Return Long	13	10/13/19 at Min.
All-Purpose Yards	156	12/9/19 vs. NYG

BIRDSEED

Scott prepped at Zachary (LA) High School as a three-sport athlete, earning letters in football (three), soccer (four) and track (one). For his career, Scott totaled more than 1,500 all-purpose yards and 1,000 rushing yards, while scoring 17 TDs and averaging 6.2 yards per carry for the Broncos. He also won the state championship in powerlifting and was a member of the interact club, guitar club and band.

Scott earned a scholarship at Louisiana Tech after beginning his college career as a walk-on.

Scott's full name is Boston Nealand Scott. He is the son of Anthony and Shelley Scott, and has one brother, Tony, and one sister, Alana.

[@BostonScott2](#) [@bnsvi_](#)

SEASON HIGHLIGHTS

2019 - PHILADELPHIA (11/2, 1/0)

- ▶ Ranked 2nd on the team in rushing TDs (5), trailing only **Jordan Howard** (6). Also finished 3rd in all-purpose yards (721), behind **Miles Sanders** (1,641) and **Zach Ertz** (916)
- ▶ Earned **NFC Offensive Player of the Week** honors after posting career highs in scrimmage yards (138) and rushing TDs (3) in the division-clinching win at NYG (12/29/19)
- ▶ Is one of seven players in franchise history to rush for 3 TDs in a single game, joining **LeSean McCoy** (2010, '11), **Charlie Garner** (1995), **Wilbert Montgomery** (1978, '79, '82), **Tom Sullivan** (1974), **Clarence Peaks** (1958) and **Steve Van Buren** (1945, '47, '48)

2018 - PHILADELPHIA (2/0, 2/0)

- ▶ Saw action primarily as a kick returner in both playoff games. Totaled 54 yards on 3 kickoff returns (18.0 avg.)
- ▶ Made his NFL debut in the win vs. Hou. (12/23/18). Returned 4 kickoffs for 96 yards (24.0 avg.), including a 35-yard return

COLLEGE HIGHLIGHTS

- ▶ Earned All-Conference USA Honorable Mention accolades after rushing for 1,047 yards and 8 TDs and producing 20 receptions for 181 yards and 1 TD as a senior in 2017
- ▶ As a junior in 2016, played in all 14 games for the Bulldogs and recorded 70 carries for 515 yards and 6 TDs while adding 11 receptions for 125 yards. Posted a career day in the win over Rice with career highs in rush attempts (15), yards (137) and TDs (3)
- ▶ Rushed 34 times for 275 yards while returning 9 kickoffs for 251 yards during his sophomore season in 2015
- ▶ Originally joined the team as a walk-on in 2013

TRANSACTIONS

2018	Drafted by NO in 6th round (201st overall) <i>Signed 4-year contract</i>
9/5/18	Waived by NO
9/7/18	Signed by NO to practice squad
12/11/18	Signed by PHI from NO practice squad to active roster
8/31/19	Waived by PHI
9/1/19	Signed by PHI to practice squad
10/11/19	Signed by PHI to active roster



2019 GAME-BY-GAME STATISTICS (PHILADELPHIA)

				RUSHING					RECEIVING						SNAPS	
Date	Opp		GP/S	Att	Yds	Avg	Lg	TD	Rec	Yds	Avg	Lg	TD	TYS	No	Pct
Sep 8	Was	W	---	EAGLES PRACTICE SQUAD												
Sep 15	at Atl	L	---	EAGLES PRACTICE SQUAD												
Sep 22	Det	L	---	EAGLES PRACTICE SQUAD												
Sep 26	at GB	W	---	EAGLES PRACTICE SQUAD												
Oct 6	NYJ	W	---	EAGLES PRACTICE SQUAD												
Oct 13	at Min	L	1/0	4	30	7.5	15	0	0	0	---	--	0	30	4	6%
Oct 20	at Dal	L	1/0	7	32	4.6	14	0	1	5	5.0	5	0	37	8	13%
Oct 27	at Buf	W	1/0	5	6	1.2	5	1	0	0	---	--	0	6	9	12%
Nov 3	Chi	W	1/0	0	0	---	--	0	0	0	---	--	0	0	0	0%
Nov 17	NE	L	1/1	7	26	3.7	12	0	0	0	---	--	0	26	14	19%
Nov 24	Sea	L	1/0	0	0	---	--	0	0	0	---	--	0	0	3	4%
Dec 1	at Mia	L	1/0	0	0	---	--	0	0	0	---	--	0	0	0	0%
Dec 9	NYG	W	1/1	10	59	5.9	25	1	6	69	11.5	17	0	128	39	44%
Dec 15	at Was	W	1/0	6	26	4.3	6	0	7	39	5.6	12	0	65	35	46%
Dec 22	Dal	W	1/0	3	12	4.0	5	0	6	7	1.2	7	0	19	20	28%
Dec 29	at NYG	W	1/0	19	54	2.8	15	3	4	84	21.0	39	0	138	55	74%
Totals			11/2	61	245	4.0	25	5	24	204	8.5	39	0	449	187	16%

PLAYOFFS

Jan 5	Sea	L	1/0	6	25	4.2	15	0	3	23	7.7	21	0	48	21	30%
Totals			1/0	6	25	4.2	15	0	3	23	7.7	21	0	48	21	30%

2018 GAME-BY-GAME STATISTICS (NEW ORLEANS & PHILADELPHIA)

				RUSHING					RECEIVING						SNAPS	
Date	Opp		GP/S	Att	Yds	Avg	Lg	TD	Rec	Yds	Avg	Lg	TD	TYS	No	Pct
Sep 9	TB	L	---	SAINTS PRACTICE SQUAD												
Sep 16	Cle	W	---	SAINTS PRACTICE SQUAD												
Sep 23	at Atl	W	---	SAINTS PRACTICE SQUAD												
Sep 30	at NYG	W	---	SAINTS PRACTICE SQUAD												
Oct 8	Was	W	---	SAINTS PRACTICE SQUAD												
Oct 21	at Bal	W	---	SAINTS PRACTICE SQUAD												
Oct 28	at Min	W	---	SAINTS PRACTICE SQUAD												
Nov 4	LAR	W	---	SAINTS PRACTICE SQUAD												
Nov 11	at Cin	W	---	SAINTS PRACTICE SQUAD												
Nov 18	Phi	W	---	SAINTS PRACTICE SQUAD												
Nov 22	Atl	W	---	SAINTS PRACTICE SQUAD												
Nov 29	at Dal	L	---	SAINTS PRACTICE SQUAD												
Dec 9	at TB	W	---	SAINTS PRACTICE SQUAD												
SIGNED BY EAGLES FROM SAINTS PRACTICE SQUAD TO ACTIVE ROSTER (12/11/18)																
Dec 16	at LAR	W	0/0	INACTIVE												
Dec 23	Hou	W	1/0	0	0	0.0	--	0	0	0	0.0	--	0	0	0	0%
Dec 30	at Was	W	1/0	0	0	0.0	--	0	0	0	0.0	--	0	0	0	0%
Totals			2/0	0	0	0.0	--	0	0	0	0.0	--	0	0	---	---
PLAYOFFS																
Jan 6	at Chi	W	1/0	0	0	0.0	--	0	0	0	0.0	--	0	0	1	1%
Jan 13	at NO	L	1/0	0	0	0.0	--	0	0	0	0.0	--	0	0	2	4%
Totals			2/0	0	0	0.0	--	0	0	0	0.0	--	0	0	3	3%

PLAYOFFS

Jan 6	at Chi	W	1/0	0	0	0.0	--	0	0	0	0.0	--	0	0	1	1%
Jan 13	at NO	L	1/0	0	0	0.0	--	0	0	0	0.0	--	0	0	2	4%
Totals			2/0	0	0	0.0	--	0	0	0	0.0	--	0	0	3	3%



6-4 | 303  **5th Year**
DOB: Oct. 29, 1993 (Age 26)



**Corvallis,
Oregon**

**Corvallis
High School**



Oregon State
D3-16 (79th overall)
by Philadelphia

BIRDSEED

Seumalo is the son of Karen and Joe Seumalo and has three brothers (Andrew, Levi and Noah) and one sister (Jessi).

Seumalo prepped at Corvallis (OR) High School, where he was named 5A First-Team All-State as an offensive and defensive lineman in both his junior and senior seasons. He was also an Under Armour and ESPN All-American.

THREE-STEP DROP

Favorite sports moment: Hawaii's 2008 Sugar Bowl season

If he could play another sport: Ping pong

First job: Delivering newspapers in his neighborhood. Woke up at 3 a.m. to start his route

Favorite meal: Hawaiian food

Favorite TV show: *It's Always Sunny in Philadelphia*



Originally selected by Philadelphia in the 3rd round (79th overall) of the 2016 NFL Draft, **Isaac Seumalo** (pronounced SAY-u-MAH-low) signed a three-year extension during the 2019 offseason. A versatile offensive lineman out of Oregon State, Seumalo has made starts at three different spots (LG, RG and RT) during his first four NFL seasons and also started every game during the 2019 season.

CAREER HIGHLIGHTS

- ▶ In 2019, started every game for the first time in his career
- ▶ Made 9 starts (all at LG) in 2018 and also started both of the team's playoff contests
- ▶ Proved to be a key reserve on the offensive line as a rookie in 2016, seeing action in 9 games and starting 4 contests at three different positions (2 at RG, 1 at LG, 1 at RT)
- ▶ Made the first start of his career when he opened at RG vs. GB (11/28/16)

COLLEGE HIGHLIGHTS

- ▶ Made 37 career starts at Oregon State, opening contests at every position on the offensive line except for left guard
- ▶ In 2015, went on to start all 12 games for the Beavers (9 at RG, 3 at LT). Prior to the season, was named to the Outland Trophy and Rotary Lombardi Award watch lists and finished the year with All-Pac-12 Honorable Mention and Pac-12 All-Academic First Team honors
- ▶ Started 10 games at center and 2 games at RT in 2013, earning Pac-12 All-Conference Second Team honors. Also named to the Capital One Academic All-District team and the Pac-12 All-Academic First Team

SEUMALO HAS MADE STARTS AT THREE DIFFERENT POSITIONS (LG, RG AND RT) DURING HIS FIRST FOUR NFL SEASONS.



CAREER STATISTICS

Year	Team	GP/S	STARTS			OFF SNAPS	
			LG	RG	RT	No	Pct
2016	Philadelphia	9/4	1	2	1	335	30%
2017	Philadelphia	14/2	2	0	0	284	25%
2018	Philadelphia	13/9	9	0	0	548	50%
2019	Philadelphia	16/16	16	0	0	1,181	99%
Totals		52/32	28	2	1	---	---
PLAYOFFS							
2017	Philadelphia	3/0	0	0	0	23	11%
2018	Philadelphia	2/2	2	0	0	119	100%
2019	Philadelphia	1/1	1	0	0	69	100%
Totals		6/3	3	0	0	---	---



FOOTBALL IS FAMILY

Seumalo's father, Joe, played college football at Hawaii and is currently the defensive line coach at San Jose State. Prior to coaching, Joe played professionally in NFL Europe and the Canadian Football League.

Joe Seumalo and Eagles head coach **Doug Pederson** were teammates in 1995 with the Rhein Fire.

Seumalo's brother, Andrew, is the defensive line coach at Lafayette (PA) College and played DT for OSU from 2009-2012. Isaac and Andrew teamed up for one season when Isaac was a freshman and Andrew was a senior.

Seumalo's sister, Jessi, played volleyball for the Beavers and is a football recruiting assistant at her alma mater.

COLLEGE HIGHLIGHTS (Continued)

- ▶ In 2012, became the first freshman starting center for Oregon State since **Roger Levasa** in 1978. Was just one of two true freshmen in the country to start their team's season opener at center. Earned All-Pac-12 honorable mention and was named Freshman All-America by *Phil Steele* and CBSSports.com

TRANSACTIONS

- 2016** Drafted by PHI in 3rd round (79th overall)
Signed 4-year contract
- 3/4/19** Agreed to terms with PHI on 3-year contract



6-2 | 240 2nd Year

DOB: Dec. 7, 1993 (Age 26)

Thousand Oaks,
CaliforniaThousand Oaks
High SchoolMontana State
UDFA ('15) by Seattle
Acquired: FA-19

SPECIAL TEAMS SNAPS

EAGLES PLAYERS IN 2019

335 (74%)	Nathan Gerry
334 (74%)	T.J. Edwards
261 (57%)	Rasul Douglas
254 (56%)	Duke Riley
237 (52%)	Craig James
213 (47%)	Rudy Ford
198 (44%)	Alex Singleton

BIRDSEED

Singleton is the son of Steve and Kim Singleton and has three siblings.

Singleton prepped at Thousand Oaks (CA) High School, where he received all-conference and all-county honors. He was named to the All-CIF Northern Division team and earned Defensive MVP from Thousand Oaks.



Originally signed by Seattle as an undrafted free agent in 2015, Alex Singleton played three seasons with the Calgary Stampeders of the Canadian Football League before he joined the Eagles during 2019 training camp. In his first season with Philadelphia, Singleton appeared in 198 special teams snaps (44%) over 10 games and tied for the 4th-most special teams tackles (8) on the Eagles roster.

SPECIAL TEAMS TACKLES

EAGLES PLAYERS IN 2019

T.J. Edwards	14
Craig James	12
Duke Riley	10
Alex Singleton*	8
Nathan Gerry	8

* Led the Eagles special teams units with 0.8 special teams tackles per game (10 games)

SEASON HIGHLIGHTS

2019 - PHILADELPHIA (10/0, 1/0)

- ▶ Appeared in 198 special teams snaps (44%) and tied for the 4th-most special teams tackles (8) on the Eagles' roster. Led Philadelphia with 0.8 special teams tackles per game

CFL HIGHLIGHTS

- ▶ Played three seasons (2016-18) with the Calgary Stampeders of the Canadian Football League and amassed 311 tackles, 4.0 sacks, 1 INT and 6 FFs in 54 career games. Also logged 17 special teams tackles
- ▶ Selected by Calgary with the 6th-overall pick of the 2016 CFL Draft

COLLEGE HIGHLIGHTS

- ▶ A three-year starter at linebacker for Montana State. Finished his collegiate career with 246 tackles, including 31.5 TFLs, and 4 INTs
- ▶ Entered the 2014 season on the CFPA National Watch List as one of the top players in the FCS at his position

SINGLETON WAS SELECTED BY THE CALGARY STAMPEDERS WITH THE 6TH-OVERALL PICK OF THE 2016 CFL DRAFT.

IN 54 CAREER CFL GAMES, SINGLETON TOTALED 311 TACKLES, 4.0 SACKS, 1 INT and 6 FFs.



CAREER STATISTICS

Year	Team	GP/S	TACKLES					PASS DEFENSE						FUMBLES			DEF SNAPS	
			Total	Solo	Asst	TFL	Sacks	Int	Yds	Lg	TD	PD	QPH	FF	FR	Yds	No	Pct
2019	Philadelphia	10/0	0	0	0	0	0.0	0	0	--	0	0	0	0	0	0	0	0%
Totals		10/0	0	0	0	0	0.0	0	0	--	0	0	0	0	0	0	---	---

PLAYOFFS

2019	Philadelphia	1/0	0	0	0	0	0.0	0	0	--	0	0	0	0	0	0	0	0%
Totals		1/0	0	0	0	0	0.0	0	0	--	0	0	0	0	0	0	---	---

ADDITIONAL STATISTICS

Special Teams Tackles: 8 - 2019 (8)

CAREER HIGHS

Tackles	--	---
Sacks	--	---
INTs	--	---
PDs	--	---
FFs	--	---
FRs	--	---

2019 GAME-BY-GAME STATISTICS (PHI)

Date	Opp	GP/S	Tot	Solo	Sk	Int	PD	FF	FR	Snap	Pct
Sep 8	Was	W	---	---	---	---	---	---	---	---	---
Sep 15	at Atl	L	---	---	---	---	---	---	---	---	---
Sep 22	Det	L	---	---	---	---	---	---	---	---	---
Sep 26	at GB	W	---	---	---	---	---	---	---	---	---
Oct 6	NYJ	W	---	---	---	---	---	---	---	---	---
Oct 13	at Min	L	---	---	---	---	---	---	---	---	---
Oct 20	at Dal	L	1/0	0	0	0.0	0	0	0	0	0%
Oct 27	at Buf	W	1/0	0	0	0.0	0	0	0	0	0%
Nov 3	Chi	W	1/0	0	0	0.0	0	0	0	0	0%
Nov 17	NE	L	1/0	0	0	0.0	0	0	0	0	0%
Nov 24	Sea	L	1/0	0	0	0.0	0	0	0	0	0%
Dec 1	at Mia	L	1/0	0	0	0.0	0	0	0	0	0%
Dec 9	NYG	W	1/0	0	0	0.0	0	0	0	0	0%
Dec 15	at Was	W	1/0	0	0	0.0	0	0	0	0	0%
Dec 22	Dal	W	1/0	0	0	0.0	0	0	0	0	0%
Dec 29	at NYG	W	1/0	0	0	0.0	0	0	0	0	0%
Totals		10/0	0	0	0.0	0	0	0	0	0	0%

PLAYOFFS

Jan 5	Sea	L	1/0	0	0	0.0	0	0	0	0	0%
Totals		1/0	0	0	0.0	0	0	0	0	0	0%

TRANSACTIONS

2015	Signed by SEA as undrafted free agent
8/5/15	Waived by SEA
8/14/15	Signed by SEA
9/5/15	Waived by SEA
9/9/15	Signed by NE to practice squad
9/16/15	Released by NE from practice squad
11/26/15	Signed by SEA to practice squad
12/15/15	Released by SEA from practice squad
12/22/15	Signed by MIN to practice squad
1/11/16	Signed by MIN to reserve/future contract
4/13/16	Waived by MIN
1/8/19	Signed by PHI to reserve/future contract
8/31/19	Waived by PHI
9/1/19	Signed by PHI to practice squad
10/16/19	Signed by PHI from practice squad to active roster





6-0 | 190 **8th Year**

DOB: Jan. 1, 1991 (Age 29)

**Brunswick,
Georgia**

**Brunswick
High School** ★



Mississippi State
*D2-13 (36th overall)
by Detroit*
Acquired: T-Det-20

AP
2017



A three-time Pro Bowler who earned first-team All-Pro honors in 2017, **Darius Slay** ranks 3rd among active NFL players with 19 INTs since 2014 and leads the league with 104 PDs since 2013. Slay is also tied for the 4th-best defensive passer rating (71.6) since the 2017 season (min. 200 targets), when he tied **Kevin Byard** for the most INTs (career-high 8) in the NFL.



MOST INTERCEPTIONS

ACTIVE NFL PLAYERS SINCE 2014

Marcus Peters (Bal.)	27
Stephon Gilmore (NE)	21
Darius Slay (Phi.)	19

NFL PLAYERS IN 2017

Darius Slay* (Det.)	8
Kevin Byard (Ten.)	8
A.J. Bouye (Iax.)	6
Eric Weddle (Bal.)	6

* Career high

MOST PASSES DEFENSED

NFL PLAYERS SINCE 2013

104	Darius Slay (Phi.)
95	Stephon Gilmore (NE)
93	Janoris Jenkins (NO)


NFL PLAYERS IN 2017

26	Darius Slay* (Phi.)
22	Kyle Fuller (Chi.)
22	Casey Hayward (LAC)

* Career high

DEFENSIVE PASSER RATING

NFL PLAYERS SINCE 2017



**TRE'DAVIOUS
WHITE**
64.1

**MARLON
HUMPHREY**
64.5

**STEPHON
GILMORE**
71.5



**DARIUS
SLAY**
71.6



**A.J.
BOUYE**
71.6

BIRDSEED

Slay attended Brunswick (GA) High School, where he was an all-state selection as both a DB and RB. He also lettered in basketball and was a standout sprinter (100- and 200-meter dashes).

In 2018, Slay opened the Big Play Slay Center of Excellence, which is an academic center in his hometown of Brunswick, GA.

🐦 @bigplayslay23 📷 @bigplayslay23

CAREER HIGHLIGHTS

- ▶ Selected to the **Pro Bowl** (2018, 2019, 2020) in each of the last three seasons. Also received first-team **All-Pro** honors from the *Associated Press* in 2017
- ▶ Tied with **Kevin Byard** for the most INTs (career-high 8) in the NFL during the 2017 season



CAREER STATISTICS

Year	Team	GP/S	TACKLES					PASS DEFENSE						FUMBLES			DEF SNAPS	
			Total	Solo	Asst	TFL	Sacks	Int	Yds	Lg	TD	PD	QPH	FF	FR	Yds	No	Pct
2013	Detroit	13/4	31	25	6	0	0.0	0	0	0	0	5	0	0	0	0	338	33%
2014	Detroit	16/16	60	47	13	1	0.0	2	42	40	0	17	0	0	0	0	1,012	97%
2015	Detroit	16/16	58	47	11	1	0.0	2	0	0	0	13	2	0	0	0	994	95%
2016	Detroit	13/13	44	43	1	1	1.0	2	24	13	0	13	2	1	0	0	731	71%
2017	Detroit	16/16	60	54	6	1	0.0	8	73	37	0	26	0	0	1	0	1,064	98%
2018	Detroit	15/15	43	40	3	1	0.0	3	107	67t	1	17	0	0	0	0	875	89%
2019	Detroit	14/14	46	36	10	0	0.0	2	19	19	0	13	1	0	1	38	858	75%
Totals		103/94	342	292	50	5	1.0	19	265	67t	1	104	5	1	2	38	---	---

PLAYOFFS

2014	Detroit	1/1	0	0	0	0	0.0	0	0	--	0	1	0	0	0	0	61	98%
2016	Detroit	1/1	2	1	1	0	0.0	0	0	--	0	0	0	0	0	0	70	96%
Totals		2/2	2	1	1	0	0.0	0	0	--	0	1	0	0	0	0	---	---

ADDITIONAL STATISTICS

Special Teams Tackles: 5 - 2015 (1), 2014 (1), 2013 (3) **INT-TDs:** 1 - 12/9/18 at Ari. (67 yards)

CAREER HIGHS

Tackles	8	3x, last: 9/18/17 at NYG
Sacks	1.0	10/2/16 at Chi.
INTs	2	2x, last: 12/16/17 vs. Chi.
PDs	4	10/18/15 vs. Chi.
FFs	1	10/9/16 vs. Phi.
FRs	1	2x, last: 9/22/19 at Phi.

NOTES TO KNOW

- ▶ Leads all NFL players with 104 PDs since 2013
- ▶ Ranks 3rd among active players in INTs (19) since 2014, trailing only **Marcus Peters** (27) and **Stephon Gilmore** (20)
- ▶ Is tied for the 4th-best defensive passer rating (71.6) in the NFL since 2017, behind **Tre'Davious White** (64.1), **Marlon Humphrey** (64.5) and **Stephon Gilmore** (71.5) (min. 200 targets)

SEASON HIGHLIGHTS

2019 - DETROIT (14/14)

- ▶ Selected to the **Pro Bowl** for the third time in his career
- ▶ Posted a team-high-tying 13 PDs (**Justin Coleman**) and 2 INTs (**Amani Ouwariye**). Added 46 tackles (36 solo) and 1 FR
- ▶ Recovered a fumble by Eagles WR **Nelson Agholor** and returned it 38 yards to the PHI 22 in the second quarter of the 27-24 win at Phi. (9/22/19). The takeaway set up a 33-yard FG by Lions K **Matt Prater** that gave Detroit a 20-10 advantage

2018 - DETROIT (15/15)

- ▶ Earned his second consecutive **Pro Bowl** honor after ranking 4th in the NFL with a team-leading 17 PDs, trailing only **Kyle Fuller** (21), **Stephon Gilmore** (20) and **Kareem Jackson** (18)
- ▶ Tied with **Quandre Diggs** for the most INTs (3) on the Lions defense, which included his first career TD
- ▶ Named **NFC Defensive Player of the Week** after recording a 67-yard INT-TD against Cardinals QB **Josh Rosen** in the 17-3 victory at Ari. (12/9/18). Became the first Lions defender in team history to collect three Player of the Week accolades

2017 - DETROIT (16/16)

- ▶ Named to his first career **Pro Bowl** and was selected first-team **All-Pro** by the *Associated Press*. Became the first Lions CB to receive All-Pro recognition since **Lem Barney** in 1969
- ▶ Led the NFL with a career-high 26 PDs and tied **Kevin Byard** for the most INTs (career-high 8). Became the first Lions player to snag 8+ INTs in a single season since **Willie Clay** in 1995 and the first CB in team history to do so since **Dick LeBeau** in 1970





2019 GAME-BY-GAME STATISTICS (DET)

Date	Opp	GP/S	Tot	Solo	Sk	Int	PD	FF	FR	Snaps	Pct
Sep 8	at Ari	T	1/1	0	0	0.0	0	1	0	0	87 99%
Sep 15	LAC	W	1/1	6	5	0.0	1	2	0	0	63 97%
Sep 22	at Phi	W	1/1	1	1	0.0	0	0	0	1	42 57%
Sep 29	KC	L	0/0	INACTIVE (HAMSTRING)							
Oct 14	at GB	L	1/1	6	4	0.0	0	0	0	0	72 97%
Oct 20	Min	L	1/1	3	2	0.0	0	0	0	0	18 25%
Oct 27	NYG	W	0/0	INACTIVE (HAMSTRING)							
Nov 3	at Oak	L	1/1	3	2	0.0	0	0	0	0	68 97%
Nov 10	at Chi	L	1/1	4	2	0.0	0	0	0	0	54 96%
Nov 17	Dal	L	1/1	3	3	0.0	0	3	0	0	72 99%
Nov 24	at Was	L	1/1	3	3	0.0	0	2	0	0	58 100%
Nov 28	Chi	L	1/1	2	1	0.0	1	1	0	0	62 97%
Dec 8	at Min	L	1/1	4	4	0.0	0	1	0	0	71 99%
Dec 15	TB	L	1/1	3	2	0.0	0	0	0	0	65 87%
Dec 22	at Den	L	1/1	5	4	0.0	0	2	0	0	64 90%
Dec 29	GB	L	1/1	3	3	0.0	0	1	0	0	62 71%
Totals		14/14	46	36	0.0	2	13	0	1	858	75%

2018 GAME-BY-GAME STATISTICS (DET)

Date	Opp	GP/S	Tot	Solo	Sk	Int	PD	FF	FR	Snaps	Pct
Sep 10	NYJ	L	1/1	1	1	0.0	0	0	0	0	54 90%
Sep 16	at SF	L	1/1	5	5	0.0	0	0	0	0	41 64%
Sep 23	NE	W	1/1	0	0	0.0	1	1	0	0	48 100%
Sep 30	at Dal	L	1/1	3	3	0.0	0	3	0	0	66 96%
Oct 7	GB	W	1/1	5	5	0.0	0	0	0	0	78 96%
Oct 21	at Mia	W	1/1	2	2	0.0	0	1	0	0	51 91%
Oct 28	Sea	L	1/1	3	3	0.0	0	0	0	0	60 95%
Nov 4	at Min	L	1/1	3	3	0.0	1	2	0	0	46 94%
Nov 11	at Chi	L	0/0	INACTIVE (KNEE)							
Nov 18	Car	W	1/1	4	3	0.0	0	2	0	0	54 93%
Nov 22	Chi	L	1/1	4	4	0.0	0	0	0	0	58 100%
Dec 2	LAR	L	1/1	3	3	0.0	0	0	0	0	69 100%
Dec 9	at Ari	W	1/1	3	2	0.0	1	3	0	0	67 96%
Dec 16	at Buf	L	1/1	1	1	0.0	0	3	0	0	68 100%
Dec 23	Min	L	1/1	4	3	0.0	0	0	0	0	59 97%
Dec 30	at GB	W	1/1	2	2	0.0	0	2	0	0	56 100%
Totals		15/15	43	40	0.0	3	17	0	0	875	89%

SEASON HIGHLIGHTS (Continued)

- ▶ Voted **NFC Defensive Player of the Week** for the second time in his career after producing a career-high-tying 2 INTs off of Bears QB **Mitchell Trubisky** in the 20-10 win vs. Chi. (12/16/17)
- ▶ Registered his first career fumble recovery (forced by Lions CB **Quandre Diggs**) when he grabbed the ball on a Buccaneers TE **O.J. Howard** fumble in the 24-21 victory at TB (12/10/17)
- ▶ Picked off Falcons QB **Matt Ryan** twice vs. Atl. (9/24/17)
- ▶ Logged a career-high-tying 8 tackles (6 solo) with 2 PDs in the 24-10 win at NYG (9/18/17)

2016 - DETROIT (13/13, 1/1)

- ▶ Led the Lions defense with 13 PDs and produced a team-high-tying 2 INTs. Added 44 tackles (43 solo), 1.0 sack and 1 FF
- ▶ Posted a career-high-tying 8 tackles vs. GB (1/1/17)
- ▶ Received **NFC Defensive Player of the Week** recognition after totaling 3 solo tackles, 2 PDs, 1 INT and 1 FF in the 24-23 win vs. Phi. (10/9/16). Forced a fumble by Eagles RB **Ryan Mathews** to keep Detroit's hopes alive in the fourth quarter and picked off Eagles QB **Carson Wentz** to seal the victory on the next drive
- ▶ Notched his first career sack against Bears QB **Brian Hoyer** and tallied 4 solo tackles with 3 PDs at Chi. (10/2/16)

2015 - DETROIT (16/16)

- ▶ Produced a team-high 13 PDs with 58 tackles (47 solo)
- ▶ Logged a career-high 4 PDs in the 37-34 win vs. Chi. (10/18/15)

2014 - DETROIT (16/16, 1/1)

- ▶ Tied for 6th in the NFL with 17 PDs, behind **Bradley Fletcher** (22), **Joe Haden** (20), **Vontae Davis** (18), **Buster Skrine** (18) and **Xavier Rhodes** (18). Posted a career-high 60 tackles (47 solo)
- ▶ Totaled a career-high 8 tackles in the win vs. Chi. (11/27/14)

2013 - DETROIT (13/4)

- ▶ Recorded 31 tackles (25 solo) and 5 PDs as a rookie

2017 GAME-BY-GAME STATISTICS (DET)

Date	Opp	GP/S	Tot	Solo	Sk	Int	PD	FF	FR	Snaps	Pct
Sep 10	Ari	W	1/1	1	1	0.0	0	1	0	0	75 100%
Sep 18	at NYG	W	1/1	8	6	0.0	0	2	0	0	56 100%
Sep 24	Atl	L	1/1	5	5	0.0	2	3	0	0	67 99%
Oct 1	at Min	W	1/1	1	1	0.0	0	1	0	0	56 100%
Oct 8	Car	L	1/1	6	5	0.0	0	0	0	0	66 100%
Oct 15	at NO	L	1/1	3	3	0.0	1	1	0	0	69 97%
Oct 29	Pit	L	1/1	2	2	0.0	0	1	0	0	63 98%
Nov 6	at GB	W	1/1	1	1	0.0	0	1	0	0	56 95%
Nov 12	Cle	W	1/1	5	5	0.0	1	3	0	0	78 96%
Nov 19	at Chi	W	1/1	3	3	0.0	0	2	0	0	62 98%
Nov 23	Min	L	1/1	3	3	0.0	0	0	0	0	73 99%
Dec 3	at Bal	L	1/1	3	1	0.0	0	0	0	0	63 98%
Dec 10	at TB	W	1/1	6	5	0.0	1	2	0	1	65 92%
Dec 16	Chi	W	1/1	5	5	0.0	2	3	0	0	66 96%
Dec 24	at Cin	L	1/1	7	7	0.0	0	3	0	0	81 96%
Dec 31	GB	W	1/1	1	1	0.0	1	3	0	0	68 100%
Totals		16/16	60	54	0.0	8	26	0	1	1,064	98%





2016 GAME-BY-GAME STATISTICS (DET)

Date	Opp	GP/S	Tot	Solo	Sk	Int	PD	FF	FR	Snap	Pct
Sep 11	at Ind	W	1/1	4	4	0.0	0	0	0	69	99%
Sep 18	Ten	L	1/1	3	3	0.0	0	1	0	67	100%
Sep 25	at GB	L	1/1	4	4	0.0	0	0	0	54	100%
Oct 2	at Chi	L	1/1	4	4	1.0	0	3	0	69	100%
Oct 9	Phi	W	1/1	3	3	0.0	1	2	1	60	98%
Oct 16	LAR	W	1/1	2	2	0.0	0	1	0	56	97%
Oct 23	Was	W	1/1	2	2	0.0	0	1	0	22	30%
Oct 30	at Hou	L	0/0	INACTIVE (HAMSTRING)							
Nov 6	at Min	W	0/0	INACTIVE (HAMSTRING)							
Nov 20	Jax	W	1/1	3	3	0.0	0	1	0	65	99%
Nov 24	Min	W	1/1	4	4	0.0	1	1	0	58	100%
Dec 4	at NO	W	1/1	3	3	0.0	0	1	0	61	98%
Dec 11	Chi	W	1/1	3	2	0.0	0	2	0	56	100%
Dec 18	at NYG	L	1/1	1	1	0.0	0	0	0	25	39%
Dec 26	at Dal	L	0/0	INACTIVE (HAMSTRING)							
Jan 1	GB	L	1/1	8	8	0.0	0	0	0	69	92%
Totals			13/13	44	43	1.0	2	13	1	731	71%
PLAYOFFS											
Jan 7	at Sea	L	1/1	2	1	0.0	0	0	0	70	96%
Totals			1/1	2	1	0.0	0	0	0	70	96%

2014 GAME-BY-GAME STATISTICS (DET)

Date	Opp	GP/S	Tot	Solo	Sk	Int	PD	FF	FR	Snap	Pct
Sep 8	NYG	W	1/1	3	3	0.0	0	3	0	57	95%
Sep 14	at Car	L	1/1	4	3	0.0	0	0	0	60	90%
Sep 21	GB	W	1/1	6	4	0.0	0	1	0	53	100%
Sep 28	at NYJ	W	1/1	5	3	0.0	1	1	0	64	100%
Oct 5	Buf	L	1/1	5	5	0.0	0	1	0	70	99%
Oct 12	at Min	W	1/1	2	2	0.0	0	0	0	67	99%
Oct 19	NO	W	1/1	6	5	0.0	0	2	0	73	99%
Oct 26	at Atl	W	1/1	1	1	0.0	0	0	0	54	90%
Nov 9	Mia	W	1/1	6	3	0.0	0	0	0	61	100%
Nov 16	at Ari	L	1/1	0	0	0.0	0	1	0	50	95%
Nov 23	at NE	L	1/1	1	0	0.0	0	0	0	76	97%
Nov 27	Chi	W	1/1	8	6	0.0	0	3	0	64	100%
Dec 7	TB	W	1/1	4	4	0.0	0	1	0	64	100%
Dec 14	Min	W	1/1	4	4	0.0	1	2	0	66	96%
Dec 21	at Chi	W	1/1	4	3	0.0	0	2	0	64	100%
Dec 28	at GB	L	1/1	1	1	0.0	0	0	0	60	91%
Totals			16/16	60	47	0.0	2	17	0	1,012	97%
PLAYOFFS											
Jan 4	at Dal	L	1/1	0	0	0.0	0	1	0	61	98%
Totals			1/1	0	0	0.0	0	1	0	61	98%

2015 GAME-BY-GAME STATISTICS (DET)

Date	Opp	GP/S	Tot	Solo	Sk	Int	PD	FF	FR	Snap	Pct
Sep 13	at SD	L	1/1	5	3	0.0	1	1	0	71	95%
Sep 20	at Min	L	1/1	5	4	0.0	0	0	0	59	91%
Sep 27	Den	L	1/1	5	4	0.0	0	0	0	63	98%
Oct 5	at Sea	L	1/1	4	1	0.0	0	0	0	63	97%
Oct 11	Ari	L	1/1	2	2	0.0	0	1	0	36	78%
Oct 18	Chi	W	1/1	6	6	0.0	0	4	0	79	99%
Oct 25	Min	L	1/1	4	4	0.0	0	1	0	73	97%
Nov 1	at KC	L	1/1	2	1	0.0	0	2	0	58	89%
Nov 15	at GB	W	1/1	0	0	0.0	0	0	0	87	100%
Nov 22	Oak	W	1/1	2	2	0.0	0	0	0	50	98%
Nov 26	Phi	W	1/1	3	1	0.0	0	1	0	48	81%
Dec 3	GB	L	1/1	2	2	0.0	0	0	0	67	100%
Dec 13	at StL	L	1/1	2	2	0.0	1	1	0	55	100%
Dec 21	at NO	W	1/1	7	6	0.0	0	2	0	74	96%
Dec 27	SF	W	1/1	6	6	0.0	0	0	0	61	98%
Jan 3	at Chi	W	1/1	3	3	0.0	0	0	0	50	96%
Totals			16/16	58	47	0.0	2	13	0	994	95%



COLLEGE HIGHLIGHTS

- ▶ Played collegiately at Itawamba Community College (Fulton, MS) (2009-10) and Mississippi State (2011-12)
- ▶ Earned second-team All-SEC honors as a senior at Mississippi State in 2012, when he recorded 40 tackles (26 solo) with a career-high 5 INTs, including 1 TD. Totaled 24 tackles (16 solo) and 1 INT returned for a TD as a junior in 2011
- ▶ Named MACJC First Team All-State following his sophomore year at Itawamba in 2010, registering 32 tackles, 1 FF and 1 FR. Also posted 3 receptions and 1 TD on offense
- ▶ As a freshman in 2009, produced 41 tackles, 2 FFs and 1.0 sack en route to MACJC First Team All-State recognition

TRANSACTIONS

2013

Drafted by DET in 2nd round (36th overall)

Signed 4-year contract

7/29/16

Signed by DET to 4-year contract extension

7/25/19

Placed on Reserve/Non-Football Injury List

8/2/19

Activated from Reserve/Non-Football Injury List

3/19/20

Acquired by PHI from DET in exchange for 2020 3rd-round and 5th-round draft choices ... Agreed to terms with PHI on 3-year contract extension



2013 GAME-BY-GAME STATISTICS (DET)

Date	Opp	GP/S	Tot	Solo	Sk	Int	PD	FF	FR	Snap	Pct
Sep 8	Min	W 1/1	4	4	0.0	0	1	0	0	31	56%
Sep 15	at Ari	L 1/1	0	0	0.0	0	0	0	0	28	39%
Sep 22	at Was	W 1/0	0	0	0.0	0	0	0	0	0	0%
Sep 29	Chi	W 1/0	7	6	0.0	0	1	0	0	63	88%
Oct 6	at GB	L 1/0	0	0	0.0	0	0	0	0	0	0%
Oct 13	at Cle	W 1/0	4	2	0.0	0	0	0	0	48	71%
Oct 20	Cin	L 1/0	5	4	0.0	0	0	0	0	34	60%
Oct 27	Dal	W 1/0	1	1	0.0	0	0	0	0	18	32%
Nov 10	at Chi	W 1/0	2	2	0.0	0	0	0	0	13	17%
Nov 17	at Pit	L 1/0	1	0	0.0	0	0	0	0	4	5%
Nov 24	TB	L 1/0	1	0	0.0	0	0	0	0	6	12%
Nov 28	GB	W 1/1	2	2	0.0	0	2	0	0	43	100%
Dec 8	at Phi	L 0/0	INACTIVE (KNEE)								
Dec 16	Bal	L 0/0	INACTIVE (KNEE)								
Dec 22	NYG	L 0/0	INACTIVE (KNEE)								
Dec 29	at Min	L 1/1	4	4	0.0	0	1	0	0	50	86%
Totals		13/4	31	25	0.0	0	5	0	0	338	33%





6-6 | 227 **5th Year**

DOB: Oct. 7, 1993 (Age 26)



Indiana

D6-16 (187th overall)

by Washington

Acquired: FA-17

THREE-STEP DROP

Nickname: Suddy

Hobbies: Golf and surfing

Desired talents: Ability to sing, play the piano and be incredible at golf

Surprisingly good at:
Pop-a-shot basketball

Favorite athletes growing up: Terrell Davis, John Elway, Barry Bonds and Michael Jordan

Favorite music: Musicals (*Hamilton*, *The Greatest Showman* and *Les Miserables*)

Favorite movie: *Miracle*

Favorite TV show: *The Office*

Favorite quote: "You miss 100 percent of the shots you don't take." - Wayne Gretzky and/or Michael Scott



2017

Originally selected by Washington in the 6th round (187th overall) of the 2016 NFL Draft, Nate Sudfeld was signed by the Eagles before the 2017 season and served as the backup QB in Super Bowl LII. Sudfeld finished his collegiate career as Indiana's all-time leader in both passing yards (7,879) and passing TDs (61).

HIGHEST COMPLETION % FIRST CAREER GAME (NFL HISTORY)

Gardner Minshew (9/8/19)	88.0%
Nate Sudfeld (12/31/17)	82.6%
Luke Falk (9/16/19)	80.0%
Sam Wyche (11/3/68)	80.0%
Sam Darnold (9/10/18)	76.2%
John Fourcade (10/4/87)	76.2%

(min. 20 attempts)

MOST PASSING YARDS INDIANA ALL-TIME HISTORY

Nate Sudfeld (2012-15)	7,879
A. Randle El (1998-2001)	7,469
Ben Chappell (2007-10)	7,251
Peyton Ramsey (2017-19)	6,581
Steve Bradley (1983-85)	6,579

MOST PASSING TDs INDIANA ALL-TIME HISTORY

Nate Sudfeld (2012-15)	61
Kellen Lewis (2006-08)	48
Ben Chappell (2007-10)	45
Peyton Ramsey (2017-19)	42
A. Randel El (1998-2001)	42

CAREER HIGHLIGHTS

- ▶ Served as the Eagles' backup QB in **Super Bowl LII**. Has been active in 5 of 6 playoff games since 2017
- ▶ Set a then-NFL record for highest completion percentage (82.6%) in an NFL debut on 12/31/17 vs. Dallas (min. 20 attempts). Tied for the 4th-highest completion percentage in Eagles single-game history



CAREER STATISTICS

Year	Team	GP/S	PASSING										RUSHING					OFF SNAPS	
			Att	Cmp	Pct	Yds	Y/A	TD	Int	Lg	Sk/Yds	Rate	Att	Yds	Avg	Lg	TD	No	Pct
2016	Washington	0/0	0	0	---	0	---	0	0	--	0/0	---	0	0	---	--	0	0	0%
2017	Philadelphia	1/0	23	19	82.6	134	5.8	0	0	16	3/24	90.9	1	22	22.0	22	0	40	4%
2018	Philadelphia	2/0	2	1	50.0	22	11.0	1	0	22t	0/0	129.2	2	-2	-1.0	-1	0	11	1%
2019	Philadelphia	0/0	0	0	---	0	---	0	0	--	0/0	---	0	0	---	--	0	0	0%
Totals		3/0	25	20	80.0	156	6.2	1	0	22t	3/24	106.0	3	20	6.7	22	0	---	---

PLAYOFFS

2017	Philadelphia	1/0	0	0	---	0	---	0	0	--	0/0	---	3	-4	-1.3	-1	0	3	1%
2018	Philadelphia	0/0	0	0	---	0	---	0	0	--	0/0	---	0	0	---	--	0	0	0%
2019	Philadelphia	0/0	0	0	---	0	---	0	0	--	0/0	---	0	0	---	--	0	0	0%
Totals		1/0	0	0	---	0	---	0	0	--	0/0	---	3	-4	-1.3	-1	0	---	---

CAREER HIGHS

Pass Attempts	23	12/31/17 vs. Dal.
Completions	19	12/31/17 vs. Dal.
Passing Yards	134	12/31/17 vs. Dal.
Yards/Attempt	5.8	12/31/17 vs. Dal.
Passing Long	22t	12/30/18 at Was.
Passing TDs	1	12/30/18 at Was.
Completion %	82.6	12/31/17 vs. Dal.
Passer Rating	90.9	12/31/17 vs. Dal.
Rush Attempts	3	1/21/18 vs. Min. (Conf.)
Rushing Yards	22	12/31/17 vs. Dal.
Rushing Long	22	12/31/17 vs. Dal.
Rushing TDs	--	---

SEASON HIGHLIGHTS

2018 - PHILADELPHIA (2/0, 0/0)

- Recorded his first career TD pass (22 yards to **Nelson Agholor**) in the 24-0 win at Was. (12/30/18)

2017 - PHILADELPHIA (1/0, 1/0)

- Served as the Eagles' backup QB in **Super Bowl LII**
- Appeared in his first career playoff game in the 38-7 victory vs. Min. (1/21/18) in the NFC Championship
- Set a then-NFL record for highest completion percentage (82.6%, 19-of-23 for 134 yards) in an NFL debut when he relieved **Nick Foles** in the regular-season finale vs. Dal. (12/31/17) (min. 20 attempts). Tied for the 4th-highest completion percentage in Eagles single-game history

COLLEGE HIGHLIGHTS

- Played collegiately at the University of Indiana (2012-15), where he appeared in 37 career games (26 starts). Finished as the Hoosiers' all-time leader in passing yards (7,879) and passing TDs (61). Also ranked 2nd in school history in completions (593) and completion percentage (60.3%) and 3rd in total offense (8,011)
- Earned All-Big Ten honors as a senior after leading the conference in passing yards (3,573), TDs (27) and passing efficiency (151.0)

TRANSACTIONS

2016

Drafted by WAS in 6th round (187th overall)

Signed 4-year contract

9/2/17

Waived by WAS

9/3/17

Signed by PHI to practice squad

11/1/17

Signed by PHI from practice squad to active roster

4/15/19

Signed RFA tender with PHI

3/17/20

Agreed to terms with PHI on 1-year contract

BIRDSEED

Sudfeld is the son of Michelle and Ralph Sudfeld. His brothers, Matthew and Zach, also played college football. Matthew was a WR at Brown (2007-11) and Zach was a TE at Nevada (2007-12) who played two seasons in the NFL.

Sudfeld attended Modesto Christian (CA) High School, where he earned Trans Valley League Offensive MVP, second-team all-state and first-team all-district honors.

Sudfeld, who was a liberal studies major at Indiana, has completed mission trips to Uganda with **Assist International**, an aid organization started by his grandfather, Bob Pagett.

[@NateSudfeld](#) [@natesudfeld](#)





2019 GAME-BY-GAME STATISTICS (PHILADELPHIA)

				PASSING									RUSHING					SNAPS		
Date	Opp		GP/S	Att	Cmp	Pct	Yds	Y/A	TD	Int	Lg	Sk/Yds	Rat	Att	Yds	Avg	Lg	TD	No	Pct
Sep 8	Was	W	0/0	INACTIVE (WRIST)																
Sep 15	at Atl	L	0/0	INACTIVE (WRIST)																
Sep 22	Det	L	0/0	DID NOT PLAY																
Sep 26	at GB	W	0/0	INACTIVE																
Oct 6	NYJ	W	0/0	INACTIVE																
Oct 13	at Min	L	0/0	DID NOT PLAY																
Oct 20	at Dal	L	0/0	DID NOT PLAY																
Oct 27	at Buf	W	0/0	DID NOT PLAY																
Nov 3	Chi	W	0/0	INACTIVE																
Nov 17	NE	L	0/0	INACTIVE																
Nov 24	Sea	L	0/0	INACTIVE																
Dec 1	at Mia	L	0/0	INACTIVE																
Dec 9	NYG	W	0/0	DID NOT PLAY																
Dec 15	at Was	W	0/0	INACTIVE																
Dec 22	Dal	W	0/0	INACTIVE																
Dec 29	at NYG	W	0/0	INACTIVE																
Totals			0/0	0	0	---	0	---	0	0	--	0/0	---	0	0	---	--	0	0	0%
PLAYOFFS																				
Jan 5	Sea	L	0/0	INACTIVE																
Totals			0/0	0	0	---	0	---	0	0	--	0/0	---	0	0	---	--	0	0	0%

PLAYOFFS

Jan 5	Sea	L	0/0	INACTIVE																
Totals			0/0	0	0	---	0	---	0	0	--	0/0	---	0	0	---	--	0	0	0%

2018 GAME-BY-GAME STATISTICS (PHILADELPHIA)

				PASSING									RUSHING					SNAPS		
Date	Opp		GP/S	Att	Cmp	Pct	Yds	Y/A	TD	Int	Lg	Sk/Yds	Rat	Att	Yds	Avg	Lg	TD	No	Pct
Sep 6	Atl	W	0/0	DID NOT PLAY																
Sep 16	at TB	L	0/0	DID NOT PLAY																
Sep 23	Ind	W	0/0	INACTIVE																
Sep 30	at Ten	L	0/0	INACTIVE																
Oct 7	Min	L	0/0	INACTIVE																
Oct 11	at NYG	W	0/0	DID NOT PLAY																
Oct 21	Car	L	0/0	DID NOT PLAY																
Oct 28	at Jax	W	0/0	INACTIVE																
Nov 11	Dal	L	0/0	INACTIVE																
Nov 18	at NO	L	0/0	INACTIVE																
Nov 25	NYG	W	0/0	INACTIVE																
Dec 3	Was	W	0/0	INACTIVE																
Dec 9	at Dal	L	0/0	INACTIVE																
Dec 16	at LAR	W	0/0	DID NOT PLAY																
Dec 23	Hou	W	1/0	1	0	0%	0	0.0	0	0	--	0/0	39.6	0	0	---	---	0	1	1%
Dec 30	at Was	W	1/0	1	1	100%	22	22.0	1	0	22	0/0	158.3	2	-2	-1.0	-1	0	10	14%
Totals			2/0	2	1	50%	22	11.0	1	0	22	0/0	129.2	2	-2	-1.0	-1	0	11	1%
PLAYOFFS																				
Jan 6	at Chi	W	0/0	DID NOT PLAY																
Jan 13	at NO	L	0/0	DID NOT PLAY																
Totals			0/0	0	0	---	0	---	0	0	--	0/0	---	0	0	---	--	0	0	0%

PLAYOFFS

Jan 6	at Chi	W	0/0	DID NOT PLAY																
Jan 13	at NO	L	0/0	DID NOT PLAY																
Totals			0/0	0	0	---	0	---	0	0	--	0/0	---	0	0	---	--	0	0	0%



2017 GAME-BY-GAME STATISTICS (PHILADELPHIA)

				PASSING									RUSHING					SNAPS		
Date	Opp		GP/S	Att	Cmp	Pct	Yds	Y/A	TD	Int	Lg	Sk/Yd	Rat	Att	Yds	Avg	Lg	TD	No	Pct
Sep 10	at Was	W	---	EAGLES PRACTICE SQUAD																
Sep 17	at KC	L	---	EAGLES PRACTICE SQUAD																
Sep 24	NYG	W	---	EAGLES PRACTICE SQUAD																
Oct 1	at LAC	W	---	EAGLES PRACTICE SQUAD																
Oct 8	Ari	W	---	EAGLES PRACTICE SQUAD																
Oct 12	at Car	W	---	EAGLES PRACTICE SQUAD																
Oct 23	Was	W	---	EAGLES PRACTICE SQUAD																
Oct 29	SF	W	---	EAGLES PRACTICE SQUAD																
Nov 5	Den	W	0/0	INACTIVE																
Nov 19	at Dal	W	0/0	INACTIVE																
Nov 26	Chi	W	0/0	INACTIVE																
Dec 3	at Sea	L	0/0	INACTIVE																
Dec 10	at LAR	W	0/0	INACTIVE																
Dec 17	at NYG	W	0/0	DID NOT PLAY																
Dec 25	Oak	W	0/0	DID NOT PLAY																
Dec 31	Dal	L	1/0	23	19	82.6	134	5.8	0	0	16	3/24	90.9	1	22	22.0	22	0	40	68%
Totals			1/0	23	19	82.6	134	5.8	0	0	16	3/24	90.9	1	22	22.0	22	0	40	4%
PLAYOFFS																				
Jan 13	Atl	W	0/0	DID NOT PLAY																
Jan 21	Min	W	1/0	0	0	---	0	---	0	0	--	0/0	---	3	-4	-1.3	-1	0	3	5%
Feb 4	at NE	W	0/0	DID NOT PLAY																
Totals			1/0	0	0	---	0	---	0	0	--	0/0	---	3	-4	-1.3	-1	0	3	1%

PLAYOFFS

Jan 13	Atl	W	0/0	DID NOT PLAY																
Jan 21	Min	W	1/0	0	0	---	0	---	0	0	--	0/0	---	3	-4	-1.3	-1	0	3	5%
Feb 4	at NE	W	0/0	DID NOT PLAY																
Totals			1/0	0	0	---	0	---	0	0	--	0/0	---	3	-4	-1.3	-1	0	3	1%

2016 GAME-BY-GAME STATISTICS (WASHINGTON)

				PASSING										RUSHING					SNAPS	
Date	Opp		GP/S	Att	Cmp	Pct	Yds	Y/A	TD	Int	Lg	Sk/Yd	Rat	Att	Yds	Avg	Lg	TD	No	Pct
Sep 12	Pit	L	0/0	INACTIVE																
Sep 18	Dal	L	0/0	INACTIVE																
Sep 25	at NYG	W	0/0	INACTIVE																
Oct 2	Cle	W	0/0	INACTIVE																
Oct 9	at Bal	W	0/0	INACTIVE																
Oct 16	Phi	W	0/0	INACTIVE																
Oct 23	at Det	L	0/0	INACTIVE																
Oct 30	at Cin	T	0/0	INACTIVE																
Nov 13	Min	W	0/0	INACTIVE																
Nov 20	GB	W	0/0	INACTIVE																
Nov 24	at Dal	L	0/0	INACTIVE																
Dec 4	at Ari	L	0/0	INACTIVE																
Dec 11	at Phi	W	0/0	INACTIVE																
Dec 19	Car	L	0/0	INACTIVE																
Dec 24	at Chi	W	0/0	INACTIVE																
Jan 1	NYG	L	0/0	INACTIVE																
Totals			0/0	0	0	---	0	---	0	0	--	0/0	---	0	0	---	--	0	0	0%



6-5 | 251 **3rd Year**
DOB: March 29, 1997 (Age 23)

**Chesapeake,
Virginia**

**Oscar Smith
High School**



Florida State
D4b-18 (130th overall)
by Philadelphia

TACKLES FOR LOSS

EAGLES PLAYERS IN 2019

18	Brandon Graham
11	Derek Barnett
11	Fletcher Cox
8	Josh Sweat
8	Malcolm Jenkins

THREE-STEP DROP

Bucket list: Learn to snowboard

If he could play another sport:
 Soccer goalie

Players he models his game after:
 Von Miller and Jadeveon Clowney

Favorite athletes growing up:
 Jared Allen and Clay Matthews

Favorite movie: *Monsters, Inc.*

Favorite TV show:
The Amazing World of Gumball

Favorite music: R&B

Favorite throwback jersey:
 1929 Green Bay Packers jersey

Favorite quote: "Just because you
 are right doesn't mean you
 are correct."

Josh Sweat was selected by Philadelphia in the 4th round (130th overall) of the 2018 NFL Draft. He finished his second season with the 4th-most sacks (career-high 4.0) and TFLs (career-high 8, tied) on the Eagles defense. Sweat played collegiately at Florida State, where he was named to the Bronko Nagurski Award watch list and led the Seminoles with 5.5 sacks in 2017.

MOST SACKS

EAGLES PLAYERS IN 2019

Brandon Graham	8.5
Derek Barnett	6.5
Vinny Curry	5.0
Josh Sweat	4.0
Fletcher Cox	3.5

QB PRESSURES & HITS

EAGLES PLAYERS IN 2019

Fletcher Cox	34
Vinny Curry	34
Brandon Graham	34
Derek Barnett	32
Josh Sweat	29

BIRDSEED

A consensus five-star defensive end prospect out of Oscar Smith (VA) High School, Sweat was named to the 2015 Under Armour All-America Game and was ranked No. 1 in the nation at his position by Scout.com and 247Sports. Sweat was named the No. 5 and No. 11 overall prospect in the country by Scout.com and ESPN, respectively.

Sweat played in two games as a senior in high school before a knee injury derailed his final season. As a junior, Sweat compiled 94 tackles, including 31 TFLs, and 22.0 sacks.

[@SweatyJ_9](#) [@sweaty_j](#)



CAREER STATISTICS

Year	Team	GP/S	TACKLES					PASS DEFENSE						FUMBLES			DEF SNAPS	
			Total	Solo	Asst	TFL	Sacks	Int	Yds	Lg	TD	PD	QPH	FF	FR	Yds	No	Pct
2018	Philadelphia	9/0	4	1	3	0	0.0	0	0	--	0	0	2	0	0	0	68	7%
2019	Philadelphia	16/0	25	18	7	8	4.0	0	0	--	0	1	29	0	0	0	355	34%
Totals		25/0	29	19	10	8	4.0	0	0	--	0	1	31	0	0	0	---	---

PLAYOFFS

2018	Philadelphia	0/0	INJURED RESERVE (ANKLE) (12/11/18)															
2019	Philadelphia	1/0	0	0	0	0	0.0	0	0	--	0	0	0	0	0	0	20	31%
Totals		1/0	0	0	0	0	0.0	0	0	--	0	0	0	0	0	0	---	---

ADDITIONAL STATISTICS

Special Teams Tackles: 2 - 2019 (2)

CAREER HIGHS

Tackles	4	9/15/19 at Atl
Sacks	1.0	3x; last 12/22/19 vs. Dal.
INTs	--	---
PDs	1	9/15/19 at Atl
FFs	--	---
FRs	--	---

SEASON HIGHLIGHTS

2019 - PHILADELPHIA (16/0, 1/0)

- Finished the regular season with the 4th-most sacks (4.0) on the Eagles defense, behind **Brandon Graham** (8.5), **Derek Barnett** (6.5) and **Vinny Curry** (5.0). Also produced the 4th-most TFLs (8, tied) and ranked 5th in QB pressures and hits (29)
- Notched his first career sack during the Eagles' 10.0-sack performance (tied for 2nd-most in franchise history) in the 31-6 win vs. NYJ (10/6/19). Brought down Jets QB **Luke Falk** for a 4-yard loss on third-and-13 in the fourth quarter

COLLEGE HIGHLIGHTS

- In 37 career games at Florida State, compiled 138 tackles (77 solo), 29 TFLs, 14.5 sacks, 1 FF and 3 FRs
- As a junior in 2017, was named to the Bronko Nagurski Award watch list and led Florida State with 5.5 sacks. Also notched a career-high 56 tackles (3rd-highest total on the team)
- In 2016, was part of a defense that ranked No. 1 in the nation in sacks per game (3.92) and 2nd in total sacks (51.0). Posted a career-high 7.0 sacks
- Despite suffering a significant knee injury as a high school senior, played all 13 games as a true freshman in 2015 and earned Freshman All-America Honorable Mention accolades from CampusInsiders.com. Finished his first season with 41 tackles, 2.0 sacks, 1 INT and 3 FRs (tied for the most in the ACC)

TRANSACTIONS

- 2018** Drafted by PHI in 4th round (130th overall)
Signed 4-year contract
- 12/11/18** Placed on Injured Reserve (ankle)

2019 GAME-BY-GAME STATISTICS (PHI)

Date	Opp		GP/S	Tot	Solo	Sk	Int	PD	FF	FR	Snaps	Pct
Sep 8	Was	W	1/0	0	0	0.0	0	0	0	0	14	22%
Sep 15	at Atl	L	1/0	4	3	0.0	0	1	0	0	18	27%
Sep 22	Det	L	1/0	1	0	0.0	0	0	0	0	16	25%
Sep 26	at GB	W	1/0	2	2	0.0	0	0	0	0	28	35%
Oct 6	NYJ	W	1/0	3	3	1.0	0	0	0	0	19	32%
Oct 13	at Min	L	1/0	1	1	0.0	0	0	0	0	17	24%
Oct 20	at Dal	L	1/0	2	2	0.0	0	0	0	0	23	33%
Oct 27	at Buf	W	1/0	0	0	0.0	0	0	0	0	20	32%
Nov 3	Chi	W	1/0	2	1	1.0	0	0	0	0	17	38%
Nov 17	NE	L	1/0	1	0	0.0	0	0	0	0	24	32%
Nov 24	Sea	L	1/0	1	0	0.5	0	0	0	0	20	31%
Dec 1	at Mia	L	1/0	1	1	0.5	0	0	0	0	31	43%
Dec 9	NYG	W	1/0	2	1	0.0	0	0	0	0	26	50%
Dec 15	at Was	W	1/0	2	2	0.0	0	0	0	0	27	51%
Dec 22	Dal	W	1/0	2	2	1.0	0	0	0	0	28	45%
Dec 29	at NYG	W	1/0	1	0	0.0	0	0	0	0	27	36%
Totals			16/0	25	18	4.0	0	1	0	0	355	34%

PLAYOFFS

Jan 5	Sea	L	1/0	0	0	0.0	0	0	0	0	20	31%
Totals			1/0	0	0	0.0	0	0	0	0	20	31%





2018 GAME-BY-GAME STATISTICS (PHI)

Date	Opp	GP/S	Tot	Solo	Sk	Int	PD	FF	FR	Snap	Pct
Sep 6	Atl	W	0/0	INACTIVE							
Sep 16	at TB	L	0/0	INACTIVE							
Sep 23	Ind	W	0/0	DID NOT PLAY							
Sep 30	at Ten	L	0/0	INACTIVE							
Oct 7	Min	L	1/0	0	0	0.0	0	0	0	8	13%
Oct 11	at NYG	W	1/0	1	0	0.0	0	0	0	7	11%
Oct 21	Car	L	1/0	0	0	0.0	0	0	0	0	0%
Oct 28	at Jax	W	1/0	1	1	0.0	0	0	0	4	6%
Nov 11	Dal	L	1/0	0	0	0.0	0	0	0	6	9%
Nov 18	at NO	L	1/0	2	0	0.0	0	0	0	20	29%
Nov 25	NYG	W	1/0	0	0	0.0	0	0	0	11	18%
Dec 3	Was	W	1/0	0	0	0.0	0	0	0	6	13%
Dec 9	at Dal	L	1/0	0	0	0.0	0	0	0	6	6%
Dec 16	at LAR	W	0/0	INJURED RESERVE (ANKLE)							
Dec 23	Hou	W	0/0	INJURED RESERVE (ANKLE)							
Dec 30	at Was	W	0/0	INJURED RESERVE (ANKLE)							
Totals			9/0	4	1	0.0	0	0	0	68	7%
PLAYOFFS											
Jan 6	at Chi	W	0/0	INJURED RESERVE (ANKLE)							
Jan 13	at NO	L	0/0	INJURED RESERVE (ANKLE)							
Totals			0/0	0	0	0.0	0	0	0	0	0%





6-1 | 230 **Rookie**
DOB: Aug. 5, 1998 (Age 21)

**Magnolia,
Mississippi**

**South Pike
High School**



Colorado
D3-20 (103rd overall)
by Philadelphia

THREE-STEP DROP

Hobbies: Binge-watching
shows and working out

Bucket list: Win a Super Bowl

Surprisingly good at:
Playing drums

**If he could play another sport,
what position:** Basketball, center

Player he models his game after:
Deion Jones

Favorite athletes growing up:
Ray Lewis and LeBron James

Favorite quote: "Now faith is
the substance of things
hoped for and the evidence
of things not seen."
- Hebrews 11:1

Favorite music: Hip-hop,
gospel, Christian rap

Favorite meal: Steak
and potatoes



Davion Taylor was originally selected by the Eagles in the 3rd round (103rd overall) of the 2020 NFL Draft. Taylor played collegiately at Colorado, where he was a team captain and All-Pac-12 honoree. Taylor, who played only 1 game of high school football due to his religious beliefs, walked on at Coahoma Community College (Clarksdale, MS) before transferring to Colorado as a junior.

MOST TACKLES

COLORADO PLAYERS IN 2019

Nate Landman	137
Davion Taylor	69
Mikial Onu	67
Akil Jones	61
Carson Wells	57

COLLEGE HIGHLIGHTS

- ▶ Named a team captain in 2019 and played in all 12 games (10 starts) for Colorado, earning All-Pac-12 honorable mention. Registered 69 tackles, 9 TFLs, 7 PDs, 1.5 sacks and 1 FR
- ▶ As a junior with the Buffaloes in 2018, saw action in 12 games (10 starts) and totaled 75 tackles, 12 TFLs, 2 PDs, 2 FRs and 1.0 sack
- ▶ Recorded 87 tackles, 3 TFLs, 3 PDs and 1 INT in his final season at Coahoma Community College
- ▶ Walked on as a freshman at Coahoma Community College and amassed 26 tackles, 2 TFLs, 1.0 sack, 1 FR and 1 PD

TRANSACTIONS

2020 Drafted by PHI in 3rd round
(103rd overall)
Signed 4-year contract

**TAYLOR EARNED
ALL-PAC-12 HONORS
AS A SENIOR CAPTAIN
WITH COLORADO IN
2019, TOTALING 69
TACKLES, 9 TFLs, 7
PDS 1.5 SACKS
AND 1 FR.**



COLLEGE STATISTICS

Year	Team	GP/S	TACKLES					PASS DEFENSE					FUMBLES	
			Total	Solo	Asst	TFL	Sacks	Int	Yds	Lg	TD	PD	FF	FR
2018	Colorado	12/10	75	62	13	12	1.0	0	0	--	0	2	0	2
2019	Colorado	12/10	69	56	13	9	1.5	0	0	--	0	7	0	1
Totals		24/20	144	118	26	21	2.5	0	0	--	0	9	0	3

BIRDSEED

Taylor's mother is a member of the Seventh-Day Adventist Church, which is distinguished by its observance of Saturday. Due to his family's beliefs, Taylor did not participate in sports from Friday night until Sunday morning. He played only 1 game of high school football.

In addition to playing football at Colorado, Taylor was an All-Pac-12 honoree in the 100-meter dash as a track and field standout.

[@DaviionTaylor](https://twitter.com/DaviionTaylor)





6-5 | 254 **Rookie**

DOB: Aug. 22, 1996 (Age 23)

**San Diego,
California**

**Cathedral Catholic
High School**



Stanford

*D7-20 (233rd overall)
by Philadelphia*

THREE-STEP DROP

Hobbies: Reading, surfing

Desired talent: Music

Surprisingly good at: Mancala (stone game). "Much easier than chess."

Favorite athletes growing up:
LaDanian Tomlinson, Adrian Peterson, Clay Matthews

Moment left star struck: Being in an elevator with Tom Hanks

Favorite movies: *No Country for Old Men*, *Anchorman*, *Avengers: Endgame*

Favorite TV shows:
It's Always Sunny in Philadelphia, *The Office*, *Community*

First jersey:
Antonio Gates



Casey Toohill was selected by Philadelphia in the 7th round (233rd overall) of the 2020 NFL Draft. An All-Pac-12 honoree at Stanford, Toohill compiled 132 tackles, 23 TFLs, 14.5 sacks, 4 PDs, 1 INT, 1 FF and 1 FR in 46 career games at the collegiate level. As a senior in 2019, Toohill led the Cardinal defense with career highs in both sacks (8.0) and TFLs (11.5).

MOST SACKS

STANFORD PLAYERS IN 2019

Casey Toohill*	8.0
Jovan Swann	5.5
Thomas Booker	4.0
Gabe Reid	2.0
Curtis Robinson	2.0

* Career high

BIRDSEED

Toohill prepped at Cathedral Catholic (CA) High School, where he led his team to a league championship in 2014.

Toohill is the son of Steve and Karen Toohill and has two siblings, Kathleen and Connor.

Toohill's hobbies include yoga, hiking and surfing. He majored in political science at Stanford University.

[@CaseyToohill](#) [@c2hill](#)

COLLEGE HIGHLIGHTS

- ▶ In 46 career games at Stanford, registered 132 tackles, 23 TFLs, 14.5 sacks, 4 PDs, 1 INT, 1 FF and 1 FR
- ▶ As a senior in 2019, earned second-team All-Pac-12 honors after leading the Cardinal in both sacks (8.0) and TFLs
- ▶ Named a 2019 William V. Campbell Trophy finalist and was a three-time Pac-12 All-Academic selection

TRANSACTIONS

2020 Drafted by PHI in 7th round (233rd overall)
Signed 4-year contract



COLLEGE STATISTICS

Year	Team	GP	TACKLES					PASS DEFENSE					FUMBLES	
			Total	Solo	Asst	TFL	Sacks	Int	Yds	Lg	TD	PD	FF	FR
2016	Stanford	13	22	11	11	2.5	2.5	0	0	--	0	0	0	0
2017	Stanford	14	21	10	11	4	1.0	1	2	2	0	1	0	1
2018	Stanford	7	29	12	17	5	3.0	0	0	--	0	2	0	0
2019	Stanford	12	60	38	22	11.5	8.0	0	0	--	0	1	1	0
Totals		46	132	71	61	23	14.5	1	2	2	0	4	1	1





6-6 | 315  **1st Year**
DOB: Sept. 26, 1995 (Age 24)

**Chandler,
Arizona**



**Hamilton
High School**



Arizona State
*UDFA ('19) by
 Philadelphia*
Acquired: W-Det-20

THREE-STEP DROP

First job: Summer equipment manager for local youth football league by his high school

Hobbies: "I'm an avid chess player."

Surprisingly good at: Cooking

If he could play another sport, what position: Baseball, either as a first baseman or ambidextrous pitcher

Favorite athletes grow up: "Honestly, Eagles legend Brian Dawkins. From youth football all the way up to college, I would watch the Brian Dawkins 'Weapon X' video before games."

Favorite quote: "Good." - Jocko Willink

Favorite music: "All music has some enjoyment to offer."

Favorite meal: Tie between fish and chips and a good ribeye steak



Casey Tucker rejoined the Eagles during the 2020 offseason after he was claimed off waivers from Detroit. Originally signed by Philadelphia as an undrafted free agent in 2019, Tucker played in 39 career games between Arizona State (2018) and Stanford (2014-16) at the collegiate level. He earned All-Pac 12 honorable mention following his senior season with the Sun Devils.

BIRDSEED

Tucker prepped at Hamilton (AZ) High School, where he was one of the elite high school recruits coming out of high school in 2013. Tucker participated in the 2013 Under Armour All-American Game and was also invited to the 2014 U.S. Army All-American Game.

Tucker graduated from Stanford with a degree in philosophy.

COLLEGE HIGHLIGHTS

- ▶ Played in 39 games between Arizona State (2018) and Stanford (2014-16) at the collegiate level
- ▶ Received honorable mention All-Pac 12 accolades following his final collegiate season at Arizona State in 2018. Part of an offensive line that allowed just 15.0 sacks all season, which marked the 3rd-fewest sacks allowed by a Sun Devils offensive line in the program's history
- ▶ Started 22 career games at Stanford, including all 14 during the Cardinal's 2015 Rose Bowl run during his sophomore campaign

TRANSACTIONS

2019	Signed by PHI as undrafted free agent
8/16/19	Waived/injured by PHI
10/30/19	Signed by DET to practice squad
11/1/19	Released by DET from practice squad
12/27/19	Signed by DET to practice squad
12/30/19	Signed by DET to reserve/future contract
4/27/20	Waived by DET
4/28/20	Claimed off waivers by PHI



5-11 | 205 **Rookie**

DOB: July 25, 1997 (Age 23)

**Highland Springs,
Virginia**



**Highland Springs
High School**



Clemson

**D4a-20 (127th overall)
by Philadelphia**

BIRDSEED

Wallace attended Highland Springs (VA) High School, where he helped lead the team to a 14-1 record and state title as a first-team all-state selection at WR and DB. He was also a member of the track and field team in high school.

Wallace was a three-time ACC Honor Roll selection who graduated from Clemson with a degree in communication. He completed internships with the National Football League as well as Cisco.

Wallace's roommate at Clemson was Brian Dawkins Jr., the son of Eagles legend and Pro Football Hall of Famer **Brian Dawkins**, who played safety at Clemson.

@KVonWallace

@kvonwallace

Originally selected by the Eagles in the 4th round (127th overall) of the 2020 NFL Draft, **K'Von Wallace** (pronounced KAY-vonn) was a key contributor on two National Championship teams at Clemson. A two-time All-ACC selection and team captain, Wallace recorded 178 tackles, 21 PDs, 5 INTs, 2.0 sacks and 2 FFs in his career with the Tigers. He is also tied for the most games played (59, including 36 starts) in program history.

MOST TACKLES

CLEMSON PLAYERS IN 2019

Isaiah Simmons	107
James Skalski	105
K'Von Wallace	81
Chad Smith	80
Tanner Muse	73

* Career high

PASSES DEFENSED

CLEMSON PLAYERS IN 2019

K'Von Wallace	10
Isaiah Simmons	10
Nolan Turner	10
A.J. Terrell	7
Derion Kendrick	6

* Career high

COLLEGE HIGHLIGHTS

- ▶ A key contributor on two National Championship teams, two-time All-ACC selection and team captain at Clemson
- ▶ Recorded 178 tackles, 21 PDs, 5 INTs, 2.0 sacks and 2 FFs in 59 career games (36 starts) with the Tigers. His 59 games are tied for the most games played in program history
- ▶ Started in all 15 contents as a senior in 2019, posting a career-high 81 tackles and tying for the team lead with a career-high 10 PDs en route to All-ACC recognition for a second straight year

TRANSACTIONS

2020 Drafted by PHI in 4th round (127th overall)
Signed 4-year contract



COLLEGE STATISTICS

Year	Team	GP	TACKLES					PASS DEFENSE					FUMBLES	
			Total	Solo	Asst	TFL	Sacks	Int	Yds	Lg	TD	PD	FF	FR
2016	Clemson	15	6	--	--	1	0.0	1	13	13	0	0	0	0
2017	Clemson	14	36	--	--	0	0.0	1	55	55	0	4	0	0
2018	Clemson	15	55	--	--	1.5	0.0	1	46	46	0	7	2	0
2019	Clemson	15	81	--	--	3	2.0	2	66	66t	1	10	0	0
Totals		59	178	--	--	5.5	2.0	5	180	66t	1	21	2	0





6-5 | 309 **Rookie**

DOB: Nov. 22, 1997 (Age 22)

**Elmore,
Alabama**

**Edgewood
Academy**



Auburn
*D6c-20 (210th overall)
by Philadelphia*

COLLEGE STATISTICS

Year	Team	GP
2016	Auburn	10
2017	Auburn	13
2018	Auburn	12
2019	Auburn	12
Totals		47

THREE-STEP DROP

Hobbies: Swimming, reading, playing board games (Monopoly, Uno, chess)

Prized possession: His pocket bible

Desired talent: Ability to dance


If he could play another sport: Basketball on any team with LeBron James

Favorite movie: *Lord of the Rings*

Favorite TV shows: *Game of Thrones* and *Naruto*

Favorite music: Afrobeats and pop country

Favorite meal: Nigerian meals (rice and stew; eba and soup; jollof rice with goat meat)



Prince Tega Wanogho (pronounced TAY-guh wah-NO-go) was selected by the Eagles in the 6th round (210th overall) of the 2020 NFL Draft. Originally born in Nigeria, Wanogho was a two-time first-team All-SEC selection by *Pro Football Focus* (2018 and 2019) at Auburn and started 32 games during his four-year career with the Tigers.

COLLEGE HIGHLIGHTS

- ▶ A two-time first-team All-SEC selection by *Pro Football Focus* who started 32 games during his four-year career at Auburn
- ▶ In 2019, named to the preseason All-America second-team (*PFF*) and third-team (*Athlon*), All-SEC first-team (*PFF*, coaches and media), second-team (*Phil Steele*). Also added to the Outland Trophy Award watch list. Selected to the SEC academic honor roll
- ▶ Earned All-SEC first-team honors (*PFF*) in 2018 after starting every game at left tackle
- ▶ Started the first 4 games of the season at left tackle in 2017
- ▶ Served as a reserve OT during his redshirt freshman season in 2016, playing in 10 games. Named to the SEC academic honor roll

TRANSACTIONS

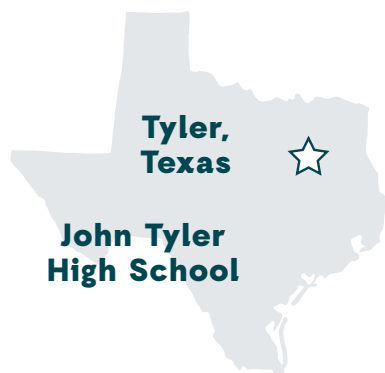
2020 Drafted by PHI in 6th round (210th overall)
Signed 4-year contract

BIRDSEED

Wanogho prepped at Edgewood Academy (AL), where he was an outstanding defensive prospect that was ranked by ESPN among the Top 10 prospects in the state. In addition to football, Wanogho played basketball and was an accomplished swimmer.

A native of Delta State, Nigeria, Wanogho is the son of Prince Philip U.D. and Princess Onome Wanogho. He has eight siblings: Kelvin, Tina, Princess, Dolly, Joy, Mimi, Gloria and Victoria.

[@tega441](#) [@prince_tega76](#)


5-11 | 190 **2nd Year**
DOB: July 12, 1995 (Age 25)


Houston
UDFA ('17) by
Philadelphia
Acquired: FA-19

MOST RECEPTIONS

EAGLES • WEEKS 12-17 OF 2019

34	Dallas Goedert
33	Zach Ertz
28	Greg Ward*

* Led all Eagles WRs

THREE-STEP DROP

First job: Worked in a car shop

Favorite movie: *Rush Hour 2*

Favorite TV shows: *Martin* and *The Fresh Prince of Bel-Air*

Favorite music: Drake and Lil Wayne

Favorite meal: "I'm from down south, so I like fried chicken and cornbread and greens."

Favorite throwback jerseys:
Earl Campbell, Houston Oilers;
Michael Jordan, Chicago Bulls



A former QB at the University of Houston, Greg Ward was originally signed by Philadelphia as an undrafted rookie in 2017 and rejoined the team in 2019 following a stint in the AAF. Ward was promoted to the active roster in Week 12 of 2019 and led all Eagles WRs in receptions (28) and receiving yards (254) over the last 6 games of the regular season.

MOST RECEIVING YARDS

EAGLES • WEEKS 12-17 OF 2019

Dallas Goedert	350
Zach Ertz	295
Greg Ward*	254

* Led all Eagles WRs

BIRDSEED

Ward attended John Tyler (TX) High School. As a senior, Ward led Texas' Class 4A with 4,202 passing yards and 39 TDs against 5 INTs, while also adding 861 rushing yards and 13 TDs on 170 carries. During his junior year, he posted 3,596 passing yards and 32 TDs against 5 INTs and rushed 207 times for 1,212 yards and 18 TDs.

Ward majored in kinesiology at the University of Houston.

🐦 @G_Ward1 📷 @gwardjr_nwh17

SEASON HIGHLIGHTS

2019 - PHILADELPHIA (7/3, 1/1)

- ▶ In his debut season, totaled 28 receptions for 254 yards and 1 TD. Promoted from the practice squad to the active roster in Week 12 and led all Eagles WRs in both receptions and receiving yards over the last 6 games of the regular season. Also added 18 receiving first downs
- ▶ With 0:26 remaining in regulation, hauled in the game-winning, 4-yard TD pass from **Carson Wentz** in the 37-27 win at Was. (12/15/19). Finished the game with a career-high 7 receptions for 61 yards



CAREER STATISTICS

Year	Team	GP/S	RECEIVING					OFF SNAPS	
			Rec	Yds	Avg	Lg	TD	No	Pct
2019	Philadelphia	7/3	28	254	9.1	38	1	310	26%
Totals		7/3	28	254	9.1	38	1	---	---
PLAYOFFS									
2019	Philadelphia	1/1	3	24	8.0	16	0	50	72%
Totals		1/1	3	24	8.0	16	0	---	---
ADDITIONAL STATISTICS									
Punt Returns: 7-24 - 2019 (7-24) Rushing: 1-5 - 2019 (1-5)									
Special Teams Tackles: 1 - 2019 (1)									

CAREER HIGHS

Receptions	7	12/15/19 at Was.
Receiving Yards	71	12/22/19 vs. Dal.
Receiving Long	38	12/22/19 vs. Dal.
Receiving TDs	1	12/15/19 at Was.
Punt Returns	3	12/9/19 vs. NYG
Punt Return Yards	23	12/9/19 vs. NYG
Punt Return Long	16	12/9/19 vs. NYG

SEASON HIGHLIGHTS (Continued)

- ▶ Became the first Eagle to record a game-winning score in the fourth quarter/OT as their first career TD since **Freddie Solomon** caught a 2-yard TD pass from **Ty Detmer** with 1:56 remaining on 9/7/97 vs. Green Bay (W, 10-9)

AAF HIGHLIGHTS

- ▶ Posted 22 receptions for 214 yards and added 1 punt return TD with the AAF's San Antonio Commanders in 2019

COLLEGE HIGHLIGHTS

- ▶ Produced the most rushing yards (2,375) by a QB in Houston history and tied for the most rushing TDs (39). Also finished 3rd in school history in total yards (11,080), 4th in passing yards (8,705) and 5th in passing TDs (52)
- ▶ From 2015-16, only two NCAA FBS QBs totaled 6,000+ passing yards and 1,500+ rushing yards: Ward and **Deshaun Watson**
- ▶ Threw for 3,557 yards, 22 TDs and a 141.7 passer rating en route to second-team All-AAC honors as a senior in 2016
- ▶ Earned second-team All-ACC accolades as a junior in 2015. Became the first Houston QB to post 1,000+ rushing yards (1,108) in a season. Ranked 5th nationally with 21 rushing TDs, which are the most in school single-season history

TRANSACTIONS

2017	Signed by PHI as undrafted free agent
9/2/17	Waived by PHI
9/3/17	Signed by PHI to practice squad
9/12/17	Released by PHI from practice squad
9/18/17	Signed by PHI to practice squad
2/7/18	Signed by PHI to reserve/future contract
9/1/18	Waived by PHI
9/2/18	Signed by PHI to practice squad

2019 GAME-BY-GAME STATISTICS (PHI)

Date	Opp	GP/S	RECEIVING					SNAPS	
			Rec	Yds	Avg	Lg	TD	No	Pct
Sep 8	Was	W	---	EAGLES PRACTICE SQUAD					
Sep 15	at Atl	L	---	EAGLES PRACTICE SQUAD					
Sep 22	Det	L	1/0	0	0	---	---	0	2 3%
Sep 26	at GB	W	---	EAGLES PRACTICE SQUAD					
Oct 6	NYJ	W	---	EAGLES PRACTICE SQUAD					
Oct 13	at Min	L	---	EAGLES PRACTICE SQUAD					
Oct 20	at Dal	L	---	EAGLES PRACTICE SQUAD					
Oct 27	at Buf	W	---	EAGLES PRACTICE SQUAD					
Nov 3	Chi	W	---	EAGLES PRACTICE SQUAD					
Nov 17	NE	L	---	EAGLES PRACTICE SQUAD					
Nov 24	Sea	L	1/0	6	40	6.7	9	0	37 49%
Dec 1	at Mia	L	1/0	1	5	5.0	5	0	29 41%
Dec 9	NYG	W	1/0	4	34	8.5	13	0	77 87%
Dec 15	at Was	W	1/1	7	61	8.7	13	1	58 75%
Dec 22	Dal	W	1/1	4	71	17.8	38	0	51 71%
Dec 29	at NYG	W	1/1	6	43	7.2	15	0	56 76%
Totals		7/3	28	254	9.1	38	1	310	26%
PLAYOFFS									
Jan 5	Sea	L	1/1	3	24	8.0	16	0	50 72%



9/7/18	Released by PHI from practice squad
4/9/19	Signed by PHI
8/31/19	Waived by PHI
9/1/19	Signed by PHI to practice squad
9/21/19	Signed by PHI from practice squad to active roster
9/24/19	Waived by PHI
9/26/19	Signed by PHI to practice squad
11/23/19	Signed by PHI from practice squad to active roster



6-0 | 193 Rookie

DOB: June 9, 1999 (Age 21)

Athens,
AlabamaAthens
High SchoolSouthern
MississippiD6b-20 (200th overall)
by Philadelphia

MOST RECEPTIONS

CONFERENCE USA (2018-19)

144 Lucky Jackson (Western Kentucky)

136 Quez Watkins* (Southern Mississippi)

124 Jaelon Darden (North Texas)

122 Austin Trammell (Rice)

118 Ty Lee (Middle Tennessee State)

* Career-high 72 receptions in 2018

THREE-STEP DROP

Hobbies: Playing basketball or PlayStation

Bucket list: Travel to a lot of different places

Desired talent: Art

Surprisingly good at: Golf

Players he models his game after: Calvin Ridley, Stefon Diggs and Davante Adams

Favorite athlete growing up: Michael Jordan

Quez Watkins was originally selected by the Eagles in the 6th round (200th overall) of the 2020 NFL Draft. Watkins played collegiately at Southern Mississippi, where he produced 2,404 yards and 17 TDs on 159 receptions (2nd-most in school history). Watkins, a two-time All-Conference USA selection, finished his senior season in 2019 with the most receiving yards (1,178) in the conference as well as the 2nd-highest receiving average (18.5) (min. 50 receptions).

MOST RECEIVING YARDS

CONFERENCE USA IN 2019

Quez Watkins (S. Miss.) 1,178

L. Jackson (Western KY) 1,133

A. Watkins (AL-Birmingham) 1,092

H. Bryant (Florida Atlantic) 1,004

V. Tucker (UNC-Charlotte) 943

RECEIVING AVERAGE

CONFERENCE USA IN 2019

A. Watkins (AL-Birmingham) 19.2

Quez Watkins* (S. Miss.) 18.5

V. Tucker (UNC-Charlotte) 17.5

H. Bryant (Florida Atlantic) 15.4

Brad Rozner (Rice) 14.0

(min. 50 receptions)

COLLEGE HIGHLIGHTS

- ▶ Played collegiately at Southern Mississippi, where he produced 2,404 yards and 17 TDs on 159 receptions in 35 career games. His 159 catches are the 2nd-most in school history. A two-time first-team All-Conference USA selection (2018 and 2019)
- ▶ Finished his senior season in 2019 with the most receiving yards (1,178) in the conference as well as the 2nd-highest receiving average (18.5) (min. 50 receptions)
- ▶ Led the team in catches (72), receiving yards (889) and TDs (9) in 2018

TRANSACTIONS

2020

Drafted by PHI in 6th round (200th overall)
Signed 4-year contract



COLLEGE STATISTICS

			RECEIVING				
Year	Team	GP	Rec	Yds	Avg	Lg	TD
2017	Southern Miss.	13	23	337	14.7	48	2
2018	Southern Miss.	11	72	889	12.3	57	9
2019	Southern Miss.	11	64	1,178	18.4	77	6
Totals		35	159	2,404	15.1	77	17

ADDITIONAL STATISTICS

Kickoff Returns: 18-365 - 2019 (4-86), 2018 (3-43), 2017 (11-236)

Punt Returns: 19-178-1 - 2019 (3-22), 2018 (14-138-1), 2017 (2-18)

BIRDSEED

Watkins attended Athens (AL) High School, where he was a Class 6A All-State selection and two-time All-Limestone County honoree. As a senior, Watkins caught 44 passes for 847 yards and 12 TDs. He also recorded 34 receptions for 541 yards and 5 TDs his junior season.

[@Mronesx_](#) [@mronesx_](#)





6-5 | 237 **5th Year**
DOB: Dec. 30, 1992 (Age 27)

**Bismarck,
 North Dakota**



**Century
 High School**



North Dakota State
*D1-16 (2nd overall)
 by Philadelphia*

HIGHEST PASSER RATING

3RD & 4TH DOWN • NFL QBs SINCE 2017

118.8	Patrick Mahomes (KC)
103.8	Carson Wentz (Phi.)
103.0	Drew Brees (NO)

(min. 200 attempts)

RED ZONE • NFL QBs SINCE 2017

113.3	Drew Brees (NO)
107.8	Carson Wentz (Phi.)
105.1	Patrick Mahomes (KC)

(min. 100 attempts)

THREE-STEP DROP

Hobbies: Hunting, going to lakes,
 relaxing with friends and spending
 time with his golden retrievers

First job: Umpired youth baseball games

**If he could play another sport,
 what position:** Baseball, either as a
 closing pitcher or third baseman

Favorite TV show: *Friday Night Lights*

Favorite movie: *The Dark Knight Rises*

Favorite meal: Steak and potatoes

AP
 2017



An All-Pro and Pro Bowl honoree, Carson Wentz is one of only six QBs in NFL history to record 20+ passing TDs and 10-or-fewer INTs in three straight seasons, joining Tom Brady, Drew Brees, Peyton Manning, Aaron Rodgers and Russell Wilson. Wentz also owns Eagles single-season records in completions, completion percentage, passing yards and passing TDs.

PASSING TDs per game

NFL QUARTERBACKS SINCE 2017

Patrick Mahomes (KC)	2.5
Russell Wilson (Sea.)	2.1
Carson Wentz (Phi.)	2.0

(min. 30 games)

MOST PASSING TDs

NFL QUARTERBACKS IN 2019

Lamar Jackson (Bal.)	36
Jameis Winston (TB)	33
Russell Wilson (Sea.)	31
Dak Prescott (Dal.)	30
Carson Wentz* (Phi.)	27
Drew Brees (NO)	27
Jimmy Garoppolo (SF)	27

* Only NFL QB to throw a TD pass in all 16 regular-season games in 2019 (first Eagles QB to ever do so)


ONLY SIX QBs IN NFL HISTORY
 HAVE RECORDED 20+ PASSING TDs
 & 10-OR-FEWER INTs IN THREE
 CONSECUTIVE SEASONS:




**CARSON
 WENTZ**
 (3, 2017-19)



**DREW
 BREES**
 (3, 2017-19)



**TOM
 BRADY**
 (4, 2014-17)



**AARON
 RODGERS**
 (3, 2014-16)



**RUSSELL
 WILSON**
 (4, 2012-15)



**PEYTON
 MANNING**
 (4, 2003-06)



CARSON WENTZ AO1 FOUNDATION

During the 2017 offseason, Wentz launched the **Carson Wentz Audience of One Foundation**, which is a nonprofit whose mission is to “uplift individuals and communities around the world by demonstrating God’s love for His people.” The foundation’s signature event is an annual charity softball game with Eagles teammates playing at the home of the Philadelphia Phillies, Citizens Bank Park. The popular community gathering drew more than 40,000 fans and raised over \$1.3 million for charitable initiatives in its first two years.

A major focus of the foundation is its partnership with Mission of Hope in funding and constructing the Haiti Sports Complex, a multi-purpose sports facility and education center on Mission of Hope’s campus. Over 15,000 children per year will have access to education tutoring, will be provided meals and vitamins to support nutrition, and have a safe place with power and internet to study. The Audience of One Foundation has invested nearly \$1 million in funds for the Haiti Sports Complex.

The foundation’s food truck program, Thy Kingdom Crumb, was launched in 2018 and has freely distributed quality food to communities in need throughout the Philadelphia area. Another example of Wentz’s community outreach is an outdoor program, Camp Conquerors, which serves those with physical challenges, life-threatening illnesses and the underserved by providing various hunting and fishing opportunities.



THE DUTCH DESTROYER

In May 2017, Wentz befriended a boy named Lukas Kusters, who earned the nickname “Dutch Destroyer” for his fearless spirit on the football field. Lukas, who was diagnosed with a tumor in his abdomen when he was 8 years old, had received an inspirational video message from Wentz and his only wish was to thank his favorite player for the gesture.

The Eagles invited Lukas’ family to the NovaCare Complex and what was supposed to be a short visit turned into an hours-long stay. As part of his thank you, Lukas gave Wentz a wristband that says, “Dutch Destroyer,” and Wentz has worn it every day since.

Less than two weeks after his visit, Lukas sadly passed away at 10 years old and was buried in Wentz’s jersey. Wentz wears his “Dutch Destroyer” wristband every game because Lukas’ dream was to play for the Eagles, and with Wentz he can be on an NFL field every Sunday.

Wentz, who regularly keeps in touch with Lukas’ family, helped share Lukas’ story with ESPN’s Tom Rinaldi, and weeks after the interview aired, the family raised nearly \$200,000 through wristband purchases that went towards charities that aid families fighting childhood cancer.

“It’s so much deeper than football is what it comes down to. It’s more than just a game.”



MISSION OF HOPE

During the offseason, Wentz travels to Port-au-Prince, Haiti, with Mission of Hope, a Christian organization that seeks transformative change for the people of Haiti. During each mission trip, Wentz embraces the culture while sharing his faith, playing with kids and helping paint homes in the community.

“It was very eye-opening to see how much need there really is, and how they’re lacking so many things materialistically. But emotionally and mentally, it was one of the most joyful communities. I think the biggest thing I learned about myself was life isn’t all about stuff. Going there and seeing it gave me an entirely different perspective.”

BIRDSEED

Wentz was originally born in Raleigh, NC, and moved to Bismarck, ND, when he was 4 years old. Wentz attended Century (ND) High School, where he was named the 2010 North Dakota Class 3A Player of the Year and earned all-state and all-conference honors. He was a three-year starter on Century’s baseball team and also played forward/center on the school’s basketball team.

Wentz majored in health and physical education with a minor in psychology at North Dakota State.

Wentz and his wife, Madison, married during the 2018 offseason. The couple has a daughter, Hadley Jayne, who was born in the spring of 2020, as well as three golden retrievers – Henley, Jersey and Riggs.

🐦 @cj_wentz 📷 @cj_wentz11



CAREER STATISTICS

Year	Team	GP/S	PASSING										RUSHING					OFF SNAPS	
			Att	Cmp	Pct	Yds	Y/A	TD	Int	Lg	Sk/Yds	Rate	Att	Yds	Avg	Lg	TD	No	Pct
2016	Philadelphia	16/16	607	379	62.4	3,782	6.2	16	14	73t	33/213	79.3	46	150	3.3	17	2	1,127	99%
2017	Philadelphia	13/13	440	265	60.2	3,296	7.5	33	7	72t	28/162	101.9	64	299	4.7	24	0	879	78%
2018	Philadelphia	11/11	401	279	69.6	3,074	7.7	21	7	58	31/202	102.2	34	93	2.7	13	0	724	66%
2019	Philadelphia	16/16	607	388	63.9	4,039	6.7	27	7	53t	37/230	93.1	62	243	3.9	19	1	1,168	99%
Totals		56/56	2,055	1,311	63.8	14,191	6.9	97	35	73t	129/807	92.7	206	785	3.8	24	3	---	---

PLAYOFFS

2017	Philadelphia	0/0	INJURED RESERVE (KNEE) (12/12/17)																
2018	Philadelphia	0/0	0	0	---	0	---	0	0	--	0/0	---	0	0	---	--	0	0	0%
2019	Philadelphia	1/1	4	1	25.0	3	0.8	0	0	3	1/1	39.6	0	0	---	--	0	9	13%
Totals		1/1	4	1	25.0	3	0.8	0	0	3	1/1	39.6	0	0	---	--	0	---	---

ADDITIONAL STATISTICS

Fumbles/Lost: 48/19 - 2019 (16/7), 2018 (9/6), 2017 (9/3), 2016 (14/3)

Receptions: 2 (both on own pass) - 10/28/18 at Jax. (London) (4 yards), 12/4/16 at Cin. (7 yards)

CAREER HIGHS

Pass Attempts	60	12/4/16 at Cin.
Completions	36	12/4/16 at Cin.
Passing Yards	364	11/6/16 at NYG
Yards/Attempt	10.7	10/23/17 vs. Was.
Passing Long	73t	9/25/16 vs. Pit.
Passing TDs	4	4x, last: 12/10/17 at LAR
Completion %	81.1	10/21/18 vs. Car.
Passer Rating	128.3	10/8/17 vs. Ari.
Rush Attempts	8	10/23/17 vs. Was.
Rushing Yards	63	10/23/17 vs. Was.
Rushing Long	24	9/17/17 at KC
Rushing TDs	1	3x, last: 9/15/19 at Atl.

CAREER HIGHLIGHTS

- ▶ In 2019, led the Eagles to a postseason berth and NFC East division title after producing single-season franchise records in completions (388) and passing yards (4,039)
- ▶ Registered the highest completion percentage (69.6%) in Eagles single-season history in 2018 (min. 250 attempts)
- ▶ Named second-team **All-Pro** by the *Associated Press* and earned his first career **Pro Bowl** nod following the 2017 season. Finished 3rd in MVP voting, behind **Tom Brady** and **Todd Gurley**
- ▶ Led the **Super Bowl LII**-winning Eagles to an 11-2 record in games that he started in 2017. Established a single-season team record with 33 passing TDs, breaking the previous mark of 32 set by Pro Football Hall of Famer **Sonny Jurgensen** in 1961
- ▶ Owns the NFL rookie record for completions (379 in 2016)

NOTES TO KNOW

- ▶ Is one of just six QBs in NFL history to record three consecutive seasons with 20+ passing TDs and 10-or-fewer INTs, joining **Tom Brady** (2014-17), **Drew Brees** (2017-19), **Peyton Manning** (2003-06), **Aaron Rodgers** (2014-16) and **Russell Wilson** (2012-15)
- ▶ Has produced the 3rd-most passing TDs per game (2.0) in the NFL since 2017, trailing only **Patrick Mahomes** (2.5) and **Russell Wilson** (2.1) in that category (min. 30 games)
- ▶ Owns the 6th-highest passer rating (98.3) in the NFL since 2017, behind **Drew Brees** (111.3), **Patrick Mahomes** (108.9), **Russell Wilson** (103.6), **Deshaun Watson** (101.0) and **Kirk Cousins** (99.9) (min. 1,000 attempts). His 103.8 rating on third and fourth down trails only Mahomes (118.8) (min. 200 attempts), while his 107.8 red zone rating trails only Brees (113.3) (min. 100 attempts)

SEASON HIGHLIGHTS

2019 - PHILADELPHIA (16/16, 1/1)

- ▶ Led the Eagles to a postseason berth and NFC East division title after producing single-season franchise records in completions (388) – breaking his own record set in 2016 (379) – and passing yards (4,039), surpassing **Donovan McNabb** in 2008 (3,916)
- ▶ Finished the regular season T-4th in the NFL in completions, T-5th in passing TDs (27) and 9th in passing yards





2019 GAME-BY-GAME STATISTICS (PHILADELPHIA)

				PASSING									RUSHING						SNAPS	
Date	Opp		GP/S	Att	Cmp	Pct	Yds	Y/A	TD	Int	Lg	Sk/Yds	Rat	Att	Yds	Avg	Lg	TD	No	Pct
Sep 8	Was	W	1/1	39	28	71.8	313	8.0	3	0	53t	1/0	121.0	4	5	1.3	2	0	74	100%
Sep 15	at Atl	L	1/1	43	25	58.1	231	5.4	1	2	43	3/18	61.3	3	3	1.0	2	1	75	93%
Sep 22	Det	L	1/1	36	19	52.8	259	7.2	2	0	40	3/13	94.6	4	33	8.3	19	0	76	100%
Sep 26	at GB	W	1/1	27	16	59.3	160	5.9	3	0	20t	0/0	113.2	6	13	2.2	6	0	62	100%
Oct 6	NYJ	W	1/1	29	17	58.6	189	6.5	1	0	36	1/8	89.6	2	5	2.5	5	0	63	93%
Oct 13	at Min	L	1/1	40	26	65.0	306	7.7	2	1	45	2/14	94.4	2	23	11.5	16	0	61	94%
Oct 20	at Dal	L	1/1	26	16	61.5	191	7.3	1	1	30	3/23	80.8	4	12	3.0	6	0	61	100%
Oct 27	at Buf	W	1/1	24	17	70.8	172	7.2	1	0	38	3/19	104.9	8	35	4.4	13	0	73	100%
Nov 3	Chi	W	1/1	39	26	66.7	239	6.1	1	0	25t	4/12	91.7	4	15	3.8	8	0	89	100%
Nov 17	NE	L	1/1	40	20	50.0	214	5.4	1	0	29	5/40	74.4	3	17	5.7	8	0	75	100%
Nov 24	Sea	L	1/1	45	33	73.3	256	5.7	1	2	30	3/18	75.8	5	27	5.4	11	0	76	100%
Dec 1	at Mia	L	1/1	46	28	60.9	310	6.7	3	1	27	2/16	93.6	0	0	---	---	0	71	100%
Dec 9	NYG	W	1/1	50	33	66.0	325	6.5	2	0	30	3/25	97.5	5	9	1.8	4	0	89	100%
Dec 15	at Was	W	1/1	43	30	69.8	266	6.2	3	0	27	2/8	109.3	3	9	3.0	4	0	77	100%
Dec 22	Dal	W	1/1	40	31	77.5	319	8.0	1	0	38	1/6	108.2	6	22	3.7	7	0	72	100%
Dec 29	at NYG	W	1/1	40	23	57.5	289	7.2	1	0	41	1/10	88.4	3	15	5.0	10	0	74	100%
Totals			16/16	607	388	63.9	4,039	6.7	27	7	53t	37/230	93.1	62	243	3.9	19	1	1,168	99%

PLAYOFFS

Jan 5	Sea	L	1/1	4	1	25.0	3	0.8	0	0	3	1/1	39.6	0	0	---	---	0	9	13%
Totals			1/1	4	1	25.0	3	0.8	0	0	3	1/1	39.6	0	0	---	---	0	9	13%



SEASON HIGHLIGHTS (Continued)

- ▶ Only three NFL QBs posted 20+ offensive TDs with 0 giveaways in the red zone: **Josh Allen** (12 pass, 9 rush), **Lamar Jackson** (24 pass, 5 rush) and Wentz (19 pass, 1 rush)
- ▶ Totaled 3 game-winning drives, including 2 fourth-quarter/OT comebacks, during the Eagles' division-clinching, 4-game winning streak from Weeks 14-17. Completed 117-of-173 (67.6%) attempts for 1,199 yards (299.8 ypg), 7 TDs, 0 INTs and a 100.8 passer rating, including 439 yards, 4 TDs and a 127.0 rating on 37-of-50 (74.0%) passing in the fourth quarter/OT
- ▶ Became the first QB in NFL history to record 30+ completions with 0 INTs in 3 consecutive games (12/9/19-12/22/19)

2018 - PHILADELPHIA (11/11, 0/0)

- ▶ Registered the highest completion percentage (69.6%) in Eagles single-season history, which ranked 3rd in the NFL, behind **Drew Brees** (74.4%) and **Kirk Cousins** (70.1%). Also ranked 7th with a career-high 102.2 passer rating (min. 250 attempts)
- ▶ Became the second QB in NFL history to record 30+ attempts and a 115.0+ passer rating in 4 consecutive games (11/7/18-10/28/18). The only other QBs to do so are **Drew Brees** (12/8/19-12/29/19) and **Peyton Manning** (9/30/12-10/28/12)
- ▶ Posted a career-best 180 consecutive attempts without an INT from 9/23/18-10/28/18, which is the longest streak by an Eagle since **Nick Foles** from 12/23/12-12/8/13 (237 attempts)

2017 - PHILADELPHIA (13/13, 0/0)

- ▶ Named second-team **All-Pro** by the *Associated Press* and earned his first career **Pro Bowl** nod after leading the **Super Bowl LII**-winning Eagles to an 11-2 record in games that he started. Finished 3rd in MVP voting, behind **Tom Brady** and **Todd Gurley**

TOP 10: PASSING YARDS

Date	Opponent	Yards
11/6/16	at New York Giants (L, 23-28)	364
11/11/18	vs. Dallas Cowboys (L, 20-27)	360
9/30/18	at Tennessee Titans (L, 23-26) (OT)	348
12/3/17	at Seattle Seahawks (L, 10-24)	348
9/17/17	at Kansas City Chiefs (L, 20-27)	333
12/9/19	vs. New York Giants (W, 23-17) (OT)	325
12/11/16	vs. Washington (L, 22-27)	314
12/22/19	vs. Dallas Cowboys (W, 17-9)	313
9/8/19	vs. Washington (W, 32-27)	313
10/7/18	vs. Minnesota Vikings (L, 21-23)	311



2018 GAME-BY-GAME STATISTICS (PHILADELPHIA)

				PASSING										RUSHING					SNAPS	
Date	Opp		GP/S	Att	Cmp	Pct	Yds	Y/A	TD	Int	Lg	Sk/Yds	Rat	Att	Yds	Avg	Lg	TD	No	Pct
Sep 6	Atl	W	0/0	INACTIVE (KNEE)																
Sep 16	at TB	L	0/0	INACTIVE (KNEE)																
Sep 23	Ind	W	1/1	37	25	67.6	255	6.9	1	1	34	5/28	84.9	3	10	3.3	6	0	82	100%
Sep 30	at Ten	L	1/1	50	33	66.0	348	7.0	2	0	56t	4/33	99.4	2	8	4.0	6	0	78	100%
Oct 7	Min	L	1/1	35	24	68.6	311	8.9	2	0	48	3/28	115.3	5	26	5.2	11	0	59	100%
Oct 11	at NYG	W	1/1	36	26	72.2	278	7.7	3	0	58	1/7	122.2	2	14	7.0	9	0	71	100%
Oct 21	Car	L	1/1	37	30	81.1	310	8.4	2	0	29	4/26	119.6	3	3	1.0	2	0	67	100%
Oct 28	at Jax	W	1/1	30	21	70.0	286	9.5	3	1	39	4/24	119.6	6	28	4.7	13	0	62	100%
Nov 11	Dal	L	1/1	44	32	72.7	360	8.2	2	1	51	2/10	102.5	2	7	3.5	5	0	62	100%
Nov 18	at NO	L	1/1	33	19	57.6	156	4.7	0	3	19	3/18	31.9	1	6	6.0	6	0	51	100%
Nov 25	NYG	W	1/1	28	20	71.4	236	8.4	1	0	24	3/22	108.6	2	-2	-1.0	-1	0	65	100%
Dec 3	Was	W	1/1	39	27	69.2	306	7.9	2	1	39	0/0	98.9	4	-4	-1.0	-1	0	75	100%
Dec 9	at Dal	L	1/1	32	22	68.8	228	7.1	3	0	42	2/6	120.3	4	-3	-0.8	1	0	52	100%
Dec 16	at LAR	W	0/0	INACTIVE (BACK)																
Dec 23	Hou	W	0/0	INACTIVE (BACK)																
Dec 30	at Was	W	0/0	INACTIVE (BACK)																
Totals			11/11	401	279	69.6	3,074	7.7	21	7	58	31/202	102.2	34	93	2.7	13	0	724	66%
PLAYOFFS																				
Jan 6	at Chi	W	0/0	INACTIVE (BACK)																
Jan 13	at NO	L	0/0	INACTIVE (BACK)																
Totals			0/0	0	0	---	0	---	0	0	--	0/0	---	0	0	---	--	0	0	0%

PLAYOFFS

Jan 6	at Chi	W	0/0	INACTIVE (BACK)																
Jan 13	at NO	L	0/0	INACTIVE (BACK)																
Totals			0/0	0	0	---	0	---	0	0	--	0/0	---	0	0	---	--	0	0	0%



SEASON HIGHLIGHTS (Continued)

- Established a single-season team record with 33 passing TDs, breaking the previous mark of 32 set by Pro Football Hall of Famer **Sonny Jurgensen** in 1961. Ranked 2nd in the NFL in passing TDs, trailing only **Russell Wilson** (34), while leading the league in both passing TDs per game (2.5) and passing TD percentage (7.5%)
- Is one of only three NFL QBs to throw 33+ TDs and no more than 7 INTs through 13 games, joining **Tom Brady** in 2015 (33-6) and 2007 (45-5) and **Aaron Rodgers** in 2014 (35-3) and 2011 (39-6)
- Ranked 4th in the NFL with a 101.9 passer rating, behind **Alex Smith** (104.7), **Drew Brees** (103.9) and **Tom Brady** (102.8). Owned the best third-down rating (123.7) and red zone rating (116.0)
- Posted a career-high-tying 4 TDs in the 43-35, division-clinching win at LAR (12/10/17). Connected with **Alshon Jeffery** on a 2-yard TD on fourth down to give the Eagles a 31-28 advantage in the third quarter. The score marked Wentz's franchise-record-breaking 33rd passing TD of the season
- Selected as **NFC Offensive Player of the Month** after throwing for 1,247 yards, 14 TDs, 3 INTs and a 110.4 passer rating while leading the Eagles to a 5-0 record in October. Became the first Eagle to win the award since **LeSean McCoy** in December 2013
- Named **NFC Offensive Player of the Week** after throwing a career-high-tying 4 TDs, registering a 126.3 rating and rushing for a career-high 63 yards in the 34-24 win vs. Was. (10/23/17)

2016 - PHILADELPHIA (16/16)

- Set an NFL rookie record for completions (379) while also producing the 4th-most passing yards (3,782) in NFL rookie history, trailing only **Andrew Luck** in 2012 (4,374), **Cam Newton** in 2011 (4,051) and **Jameis Winston** in 2015 (4,042)

TOP 10: PASSER RATING

Date	Opponent	Rating
10/8/17	vs. Arizona Cardinals (W, 34-7)	128.3
10/23/17	vs. Washington (W, 34-24)	126.3
9/25/16	vs. Pittsburgh Steelers (W, 34-3)	125.9
10/11/18	at New York Giants (W, 34-13)	122.2
9/8/19	vs. Washington (W, 32-27)	121.0
12/9/18	at Dallas Cowboys (L, 23-29) (OT)	120.3
10/28/18	at Jacksonville Jaguars (W, 24-18)	119.6
10/21/18	vs. Carolina Panthers (L, 17-20)	119.6
11/5/17	vs. Denver Broncos (W, 51-23)	118.7
10/7/18	vs. Minnesota Vikings (L, 21-23)	115.3



2017 GAME-BY-GAME STATISTICS (PHILADELPHIA)

				PASSING									RUSHING					SNAPS		
Date	Opp		GP/S	Att	Cmp	Pct	Yds	Y/A	TD	Int	Lg	Sk/Yd	Rat	Att	Yds	Avg	Lg	TD	No	Pct
Sep 10	at Was	W	1/1	39	26	66.7	307	7.9	2	1	58t	2/9	96.8	4	6	1.5	4	0	68	100%
Sep 17	at KC	L	1/1	46	25	54.3	333	7.2	2	1	53	6/34	83.0	4	55	13.8	24	0	72	100%
Sep 24	NYG	W	1/1	31	21	67.7	176	5.7	1	0	19	3/15	92.9	6	22	3.7	11	0	76	100%
Oct 1	at LAC	W	1/1	31	17	54.8	242	7.8	1	0	38	1/2	91.1	6	14	2.3	12	0	79	100%
Oct 8	Ari	W	1/1	30	21	70.0	304	10.1	4	1	72t	1/7	128.3	6	11	1.8	7	0	67	100%
Oct 12	at Car	W	1/1	30	16	53.3	222	7.4	3	0	37	3/13	110.7	6	25	4.2	21	0	62	100%
Oct 23	Was	W	1/1	25	17	68.0	268	10.7	4	1	64t	3/24	126.3	8	63	7.9	21	0	65	100%
Oct 29	SF	W	1/1	32	18	56.3	211	6.6	2	1	53t	3/19	84.2	2	7	3.5	6	0	61	87%
Nov 5	Den	W	1/1	27	15	55.6	199	7.4	4	0	32t	1/4	118.7	2	8	4.0	7	0	55	80%
Nov 19	at Dal	W	1/1	27	14	51.9	168	6.2	2	0	28	0/0	95.9	6	13	2.2	6	0	64	100%
Nov 26	Chi	W	1/1	36	23	63.9	227	6.3	3	0	22	1/4	109.4	5	29	5.8	16	0	67	86%
Dec 3	at Sea	L	1/1	45	29	64.4	348	7.7	1	1	51	3/21	86.2	6	30	5.0	12	0	75	100%
Dec 10	at LAR	W	1/1	41	23	56.1	291	7.1	4	1	46	1/10	100.8	3	16	5.3	6	0	68	75%
Dec 17	at NYG	W	0/0	INJURED RESERVE (KNEE)																
Dec 25	Oak	W	0/0	INJURED RESERVE (KNEE)																
Dec 31	Dal	L	0/0	INJURED RESERVE (KNEE)																
Totals			13/13	440	265	60.2	3,296	7.5	33	7	72t	28/162	101.9	64	299	4.7	24	0	879	78%
PLAYOFFS																				
Jan 13	Atl	W	0/0	INJURED RESERVE (KNEE)																
Jan 21	Min	W	0/0	INJURED RESERVE (KNEE)																
Feb 4	at NE	W	0/0	INJURED RESERVE (KNEE)																
Totals			0/0	0	0	---	0	---	0	0	--	0/0	---	0	0	---	--	0	0	0%

PLAYOFFS

Jan 13	Atl	W	0/0	INJURED RESERVE (KNEE)																
Jan 21	Min	W	0/0	INJURED RESERVE (KNEE)																
Feb 4	at NE	W	0/0	INJURED RESERVE (KNEE)																
Totals			0/0	0	0	---	0	---	0	0	--	0/0	---	0	0	---	--	0	0	0%



SEASON HIGHLIGHTS (Continued)

- ▶ Attempted 134 consecutive passes without an INT from 9/11/16-10/9/16, which marked the 3rd-longest streak to begin a career in NFL history, behind **Dak Prescott** (176, 9/11/16-10/16/16) and **Tom Brady** (162, 11/23/00-10/28/01)
- ▶ Named **NFL Offensive Rookie of the Month** for September after completing 66-of-102 (64.7%) attempts for 769 yards, 5 TDs, 0 INTs and a 103.8 passer rating
- ▶ Selected as **NFC Offensive Player of the Week** after going 23-of-31 (72.4%) for 301 yards, 2 TDs and a franchise-rookie-record 125.9 passer rating in the 34-3 win vs. Pit. (9/25/16)
- ▶ Became the first Eagles rookie QB to start in a season opener since **Davey O'Brien** in 1939 and the first to play on opening day since **Randall Cunningham** in 1985. Named the Eagles' starting QB just eight days before the season opener after the team traded QB **Sam Bradford** to the Vikings

COLLEGE HIGHLIGHTS

- ▶ A member of five straight NCAA Division I FCS national championship teams (2011-15) at North Dakota State, including two as a starter during the 2014 and 2015 seasons
- ▶ Captained the Bison to a 20-3 record (.870 winning percentage) in games that he started. Finished 3rd in school history in passing yards (5,115), passing TDs (45), completions (392), completion percentage (64.1%) and passer efficiency rating (153.9)
- ▶ Started the first 6 games of his senior year in 2015, but sustained a wrist injury and missed the following 8 contests. Returned for the national championship game and led North Dakota State to a 37-10 victory over Jacksonville State

3+ PASSING TD GAMES (13)

Date	Opponent	TDs
12/10/17	at Los Angeles Rams (W, 43-35)	4
11/5/17	vs. Denver Broncos (W, 51-23)	4
10/23/17	vs. Washington (W, 34-24)	4
10/8/17	vs. Arizona Cardinals (W, 34-7)	4
12/15/19	at Washington (W, 37-27)	3
12/1/19	at Miami Dolphins (L, 31-37)	3
9/26/19	at Green Bay Packers (W, 34-27)	3
9/8/19	vs. Washington (W, 32-27)	3
12/9/18	at Dallas Cowboys (L, 23-29) (OT)	3
10/28/18	at Jacksonville Jaguars (W, 24-18)	3
10/11/18	at New York Giants (W, 34-13)	3
11/26/17	vs. Chicago Bears (W, 31-3)	3
10/12/17	at Carolina Panthers (W, 28-23)	3



2016 GAME-BY-GAME STATISTICS (PHILADELPHIA)

				PASSING										RUSHING					SNAPS	
Date	Opp		GP/S	Att	Cmp	Pct	Yds	Y/A	TD	Int	Lg	Sk/Yd	Rat	Att	Yds	Avg	Lg	TD	No	Pct
Sep 11	Cle	W	1/1	37	22	59.5	278	7.5	2	0	35t	2/8	101.0	2	1	0.5	1	0	77	100%
Sep 19	at Chi	W	1/1	34	21	61.8	190	5.6	1	0	32	2/10	86.6	6	10	1.7	7	0	72	100%
Sep 25	Pit	W	1/1	31	23	74.2	301	9.7	2	0	73t	0/0	125.9	1	10	10.0	10	0	65	100%
Oct 9	at Det	L	1/1	33	25	75.8	238	7.2	2	1	27	3/8	102.8	2	14	7.0	10	0	61	100%
Oct 16	at Was	L	1/1	22	11	50.0	179	8.1	0	0	54	5/34	77.7	2	2	1.0	3	0	52	100%
Oct 23	Min	W	1/1	28	16	57.1	138	4.9	1	2	27	0/0	52.4	5	6	1.2	6	0	58	100%
Oct 30	at Dal	L	1/1	43	32	74.4	202	4.7	1	0	14	3/8	91.4	1	-3	-3.0	-3	0	78	100%
Nov 6	at NYG	L	1/1	47	27	57.4	364	7.7	0	2	58	2/17	64.5	4	-4	-1.0	3	0	75	100%
Nov 13	Atl	W	1/1	36	25	69.4	231	6.4	0	0	20	2/10	86.7	4	10	2.5	13	0	79	100%
Nov 20	at Sea	L	1/1	45	23	51.1	218	4.8	2	2	26	2/23	61.2	1	2	2.0	2	0	80	100%
Nov 28	GB	L	1/1	36	24	66.7	254	7.1	0	1	24	4/43	75.5	4	33	8.3	17	1	59	100%
Dec 4	at Cin	L	1/1	60	36	60.0	308	5.1	1	3	41	1/2	58.2	3	16	5.3	10	0	80	100%
Dec 11	Was	L	1/1	46	32	69.6	314	6.8	1	1	29	4/26	86.7	2	5	2.5	3	0	78	100%
Dec 18	at Bal	L	1/1	42	22	52.4	170	4.1	0	1	24	1/11	52.7	4	8	2.0	5	1	87	100%
Dec 22	NYG	W	1/1	24	13	54.2	152	6.3	1	1	40t	0/0	70.1	4	27	6.8	11	0	50	89%
Jan 1	Dal	W	1/1	43	27	62.8	245	5.7	2	0	20t	2/13	93.7	1	13	13.0	13	0	76	100%
Totals			16/16	607	379	62.4	3,782	6.2	16	14	73t	33/213	79.3	46	150	3.3	17	2	1,127	99%



GAME-WINNING DRIVES (8)

Date	Opponent	Score	Final
12/29/19	at New York Giants	17-17	34-17
12/15/19	at Washington*	24-27	37-27
12/9/19	vs. New York Giants*	10-17	23-17 (OT)
9/26/19	at Green Bay Packers	27-27	34-27
11/25/18	vs. New York Giants*	14-19	25-22
9/23/18	vs. Indianapolis Colts*	13-16	20-16
9/24/17	vs. New York Giants*	21-24	27-24
11/13/16	vs. Atlanta Falcons*	13-15	24-15
* Fourth-quarter/OT comeback			

COLLEGE HIGHLIGHTS (Continued)

- ▶ Earned the starting job as a junior in 2014 and opened all 16 games under center for the Bison. Led North Dakota State to a 15-1 season that culminated with a 29-27 win against Illinois State in the national championship game
- ▶ Posted a career year in 2014, setting single-season school records in passing yards (3,111), pass attempts (358) and completions (228), while throwing 25 TDs against 10 INTs

TRANSACTIONS

2016	Drafted by PHI in 1st round (2nd overall) <i>Signed 4-year contract</i>
12/12/17	Placed on Injured Reserve (knee)
4/29/19	5th-year option exercised by PHI
6/6/19	Agreed to terms with PHI on 4-year contract extension



GRAYLAND ARNOLD

33


DEFENSIVE BACK

Height: 5-10 Weight: 187
DOB: Sept. 4, 1997 (Age 22)
Hometown: Kountze, TX (Kountze)
College: Baylor

COLLEGE HIGHLIGHTS: Appeared in 37 games (26 starts) in four seasons (2016-19) with Baylor ... Recorded 107 tackles (82 solo), 7.5 TFLs, 20 PDs, 7 INTs, 1.0 sack, 1 FF, and 1 FR during his collegiate career ... Also added 14 punt returns for 161 yards and 1 TD ... Earned second-team All-America honors by *Sports Illustrated* and second-team All-Big 12 honors by coaches and the *Associated Press* as a senior in 2019

TRANSACTIONS: 2020 - Signed by PHI as undrafted free agent

BIRDSEED: Attended Kountze (TX) High School where he played cornerback, safety, quarterback, receiver and returned kickoffs and punts ... Named 2015 Class 3A DI All-State first-team defensive back as a senior after recording 49 tackles, 1 TFL, 2 INTs (one returned for a touchdown), 4 FFs and 4 FRs (1 TD) ... Also lettered in basketball, track and tennis ... Earned a degree in kinesiology at Baylor ... Is the son of Grayland and Deborah Arnold



MANASSEH BAILEY

3


WIDE RECEIVER

Height: 5-11 Weight: 195
DOB: June 27, 1997 (Age 23)
Hometown: District Heights, MD (Suitland)
College: Morgan State

COLLEGE HIGHLIGHTS: Earned 2019 third-team All-MEAC after totaling 49 receptions for 944 yards and 10 TDs in 11 games as a senior ... Played in 11 games with seven starts and had 24 receptions for 425 yards (17.7 avg.) and 4 TDs as a junior in 2018 ... Started all 11 games in his first season playing wide receiver for the Bears, recording 37 receptions for 610 yards and 6 TDs ... Saw action in nine games, recording five tackles as a freshman in 2016

TRANSACTIONS: 2020 - Signed by PHI as undrafted free agent

BIRDSEED: Was a standout wide receiver at Suitland (MD) High School ... Helped lead the Rams to a 6-4 record his senior season ... Played in the PG vs. SMAC All Star-Game and The Big 33 All-Star Game ... Is the son of Nacoha and Craig Williams ... Has three siblings ... Graduated from Morgan State with a degree in construction management



JULIAN GOOD-JONES

61


OFFENSIVE GUARD

Height: 6-5 Weight: 313
DOB: March 2, 1997 (Age 23)
Hometown: Cedar Rapids, IA (Washington)
College: Iowa State

COLLEGE HIGHLIGHTS: His 49 consecutive career starts during his time at Iowa State are the most in school history ... Was a first-team All-Big 12 selection by coaches and the *Associated Press* as a senior after starting 12 games at left tackle and helping the Cyclones break school records in total offense (444.3 ypg), TDs (53), passing yards (4,047) and yards per play (6.4) ... The Cyclone offense also averaged 32.2 points, the second-best season total in school history ... Earned first-team Academic All-Big 12 honors his freshman and sophomore years

TRANSACTIONS: 2020 - Signed by PHI as undrafted free agent

BIRDSEED: Prepped at Washington (IA) High School ... Led his team to a 13-1 record and a trip to the Class 4A state title game as a senior in 2014 ... Named to Elite All-State first team by the Des Moines Register, was a Class 4A first-team All-State pick by the INA and named the co-offensive MVP of District 4A-6 ... Is the son of Natalie Good and John Jones ... Earned his degree in civil engineering at Iowa State



MICHAEL JACQUET

DEFENSIVE BACK


46

Height: 6-1 Weight: 203
DOB: Jan. 29, 1997 (Age 23)
Hometown: Beaumont, TX (Beaumont Central)
College: Louisiana

BIRDSEED: Attended Beaumont Central (TX) High School, where he was a three-time All-District quarterback ... Threw for 2,141 yards with 26 TDs and rushed for 720 yards and 17 TDs as a senior ... Also lettered in basketball and track ... Is the son of Andrea Ramsey and Michael Jacquet III ... Cousins with former NBA All-Star Rashard Lewis ... Earned his degree in sports management at Louisiana

COLLEGE HIGHLIGHTS: Played wide receiver for two seasons at Louisiana before making the switch to defensive back his junior year ... Played in seven games as a freshman wide receiver in 2016, and recorded 15 receptions for 206 yards and 1 TD (averaged 13.7 yards per reception) ... Played in 11 games (eight starts) and tallied 31 receptions for 288 yards and 2 TDs as a sophomore ... Ranked fourth on the team in receptions and receiving yards and tied for second on the team in receiving touchdowns that year ... During his first season as a defensive back, he recorded 48 tackles (37 solo), 2 INTs and 9 PDs in 14 games played ... Earned second-team All-Sun Belt honors as a senior after recording 45 tackles (31 solo), 1.0 sack, 1 FF, 2 INTs and 5 PDs in 13 games (12 starts)

TRANSACTIONS: 2020 - Signed by PHI as undrafted free agent



LUKE JURIGA

CENTER

74

Height: 6-4 Weight: 301
DOB: June 7, 1997 (Age 23)
Hometown: Aurora, IL (Marmion Academy)
College: Western Michigan

BIRDSEED: Attended Marmion Academy (IL) High School ... Named Chicago Catholic League Co-Offensive Player of the Year and was an Illinois High School Football Coaches Association 6A All-State selection ... Is the son of Denise and Jim Juriga ... Jim played three seasons in the NFL and started along the offensive line for the Super Bowl XXIV champion Denver Broncos ... Denise played volleyball at the University of Illinois ... Earned a degree in manufacturing engineering technology from Western Michigan

COLLEGE HIGHLIGHTS: Started all 52 career games he played in for the Broncos, totaling 890+ snaps in each of his last three seasons ... Was a part of the third-winningest senior class in program history ... Played right guard his first three seasons before shifting to center in the spring of 2019 ... All-America selection in 2019 (Phil Steele) and three-time All-Mid-American Conference choice (second team in 2017 & first team in 2018 & 2019) ... Four-time Academic All-MAC honoree (2016-19) and three-time MAC Distinguished Scholar Athlete (2017-19)

TRANSACTIONS: 2020 - Signed by PHI as undrafted free agent



ADRIAN KILLINS

RUNNING BACK


46

Height: 5-8 Weight: 177
DOB: Jan. 2, 1998 (Age 22)
Hometown: Daytona Beach, FL (Mainland)
College: Central Florida

BIRDSEED: Prepped at Mainland (FL) High School, where he ran for almost 1,000 yards as a senior, and posted 17 receptions for 187 yards and 3 TDs, while rushing 162 times for 1,173 yards and 14 TDs as a junior ... Also ran track ... Was named the Daytona Beach News-Journal 2015 Boys Track and Field Athlete of the Year ... Won back-to-back Class 3A state titles in the 200M in 2015 (21.16) and 2016 (21.32) ... Majored in interdisciplinary studies at UCF

COLLEGE HIGHLIGHTS: Played in 51 career games over four years at UCF and recorded 70 receptions for 864 yards and 8 TDs ... Added 406 rushing attempts (10th all-time at UCF) for 2,459 yards (fifth all-time at UCF) and 25 TDs (fifth all-time at UCF) ... Average yards per carry of 6.1 is third all-time at UCF ... Finished with six games of 100 or more rushing yards, tied for 10th most in program history ... With 4,361 career all-purpose yards, he ranks fourth all-time at UCF ... His 34 total TDs are the fourth most in program history ... Ranks eighth all-time with 1,038 career kick return yards ... Named first-team All-AAC as a sophomore ... Earned second-team All-AAC as a running back and return specialist as a junior ... Named a second-team All-AAC and third-team All-Conference selection by Pro Football Focus as a senior

TRANSACTIONS: 2020 - Signed by PHI as undrafted free agent



DANTE OLSON

LINEBACKER

59

Height: 6-3 Weight: 237
DOB: Jan. 6, 1997 (Age 23)
Hometown: Medford, OR (Cascade Christian)
College: Montana

BIRDSEED: Played linebacker and tight end at Cascade Christian (OR) High School ... Team won four conference championships ... Three-year team captain and defensive player of the year ... As a senior, recorded 135 tackles, 5.0 sacks and 4 FFs ... Added 583 rushing yards and 8 TDs, earning three-time All-State selection honors ... Also played basketball and tennis ... Graduated with a management major and entertainment management minor from Montana

COLLEGE HIGHLIGHTS: Appeared in 48 career games for Montana and tallied 397 tackles (156 solo), 26.0 TFLs, 11.5 sacks, 3 INTs, 9 PDs, 5 FFs and 1 FR ... Earned FCS Defensive Player of the Year and named first-team All-American by the *Associated Press* as a senior ... His 179 tackles as a senior were the most in FCS football for a second-straight season and broke the Montana school record he set as a junior for single season tackles ... Two-time UM Hauck Family Special Teams Player of the Year (2016, 2017)

TRANSACTIONS: 2020 - Signed by PHI as undrafted free agent



ELIJAH RILEY

DEFENSIVE BACK

48

Height: 5-11 Weight: 214
DOB: June 12, 1998 (Age 22)
Hometown: Selden, NY (Newfield)
College: Army

BIRDSEED: Attended Newfield (NY) High School where he was a two-time captain and first-team All-State and All-Metro selection ... As a senior, helped the team capture the 2016 Rutgers Trophy as Long Island Champions (Class 11) ... Enjoys playing basketball

COLLEGE HIGHLIGHTS: Appeared in 44 games during his four-year career at Army West Point and recorded 201 tackles (142 solo), 17.5 TFLs, 6.5 sacks, 7 INTs, 28 PDs, 3 FFs, 2 FRs and 2 TDs ... His 79 tackles as a senior ranked third on the team and his 8 TFLs and 4.0 sacks were team bests ... Earned All-Independent first-team (Phil Steele) honors as a senior and All-Independent second-team honors (Phil Steele) as a junior in 2018

TRANSACTIONS: 2020 - Signed by PHI as undrafted free agent



PRINCE SMITH

DEFENSIVE BACK

41

Height: 5-10 Weight: 191
DOB: Nov. 28, 1997 (Age 22)
Hometown: Philadelphia, PA (Imhotep)
College: New Hampshire

BIRDSEED: Prepped at Imhotep Institute Charter (PA) High School ... As a senior in 2015 recorded 40 tackles, 14 PDs and 4 TDs ... Imhotep became the first Philadelphia Public League school to win a Pennsylvania Interscholastic Athletic Association AAA state championship during his time there ... Named All-Public League first-team at defensive back ... Also lettered in track & field

COLLEGE HIGHLIGHTS: Started all 11 games as a senior in 2019 and recorded 64 tackles (43 solo), 2.0 TFLs, 10 PDs, 2 FFs, 1 FR and 3 INTs ... His 64 tackles ranked third on the team ... As a junior in 2018, played in all 11 games (8 starts) and recorded 37 tackles (28 solo), 1.5 TFLs, 10 PDs, 1.0 sack, and 2 INTs ... Played in 13 of 14 games (10 starts) and recorded 55 tackles (37 solo), 1.5 TFLs, 1.0 sack, 1 INT, 1 FF and a team-high 9 PDs as a sophomore ... Earned CAA Defensive Rookie of the Year in 2016 after leading the team with 5 INTs and recording 2 TDs

TRANSACTIONS: 2020 - Signed by PHI as undrafted free agent



NOAH TOGIAI

TIGHT END

85

Height: 6-4 Weight: 247
DOB: July 6, 1997 (Age 23)
Hometown: West Valley City, UT (Hunter)
College: Oregon State

BIRDSEED: Prepped at Hunter (UT) High School where he recorded 92 receptions for 1,496 yards and 14 TDs ... Rated the No. 39 tight end in the nation and No. 1 in Utah by Scout ... Also played basketball ... Is the son of Kaio and Gina Togiai ... Has three brothers, Andrew, Ian and Stone and a sister, Chyna ... Enjoys playing basketball ... Majored in sociology at Oregon State

COLLEGE HIGHLIGHTS: Recorded 102 receptions for 1,048 yards and 10 TDs in 44 career games (37 starts) at Oregon State ... Became the sixth tight end in Oregon State history to surpass 1,000 yards receiving ... Named to the 2017 *Associated Press* All-Pac-12 second team

TRANSACTIONS: 2020 - Signed by PHI as undrafted free agent



MICHAEL WARREN

RUNNING BACK

38

Height: 5-9 Weight: 218
DOB: Nov. 12, 1998 (Age 21)
Hometown: Toledo, OH (Central Catholic)
College: Cincinnati

BIRDSEED: Prepped at Central Catholic (OH) High School where he helped the team to a 50-7 record during his time there ... Division III first-team All-Ohio (*Associated Press*), Division III Offensive Player of the Year (*Associated Press*) ... Had 2,740 yards on 306 carries for a 8.95 average with 45 TDs as a senior in 2016

COLLEGE HIGHLIGHTS: Two-time second-team All-American Athletic Conference honoree at Cincinnati (2018, 2019) ... Played in 14 games and recorded 261 carries for 1,265 yards and 14 TDs as a junior in 2019 ... Added 21 receptions for 153 yards and 2 TDs ... As a sophomore in 2018, played in 12 games and recorded 244 carries for 1,329 yards and 19 TDs while adding 25 receptions for 232 yards and 1 TD ... Had the third-best, single-season rushing total in UC history and set school records for overall TDs (20) and rushing TDs (19) ... Played in all 12 games as a freshman and totaled 54 carries for 324 yard and 1 TD ... Added five receptions for 57 yards and 19 kick returns for 439 yards

TRANSACTIONS: 2020 - Signed by PHI as undrafted free agent



RAEQUAN WILLIAMS

DEFENSIVE TACKLE

61

Height: 6-4 Weight: 305
DOB: Feb. 14, 1997 (Age 23)
Hometown: Chicago, IL (DePaul College Prep)
College: Michigan State

BIRDSEED: Prepped at DePaul College Prep (IL) ... Was a three-time All-Catholic League Red Division selection ... Saw action at defensive tackle, defensive end and right tackle as a senior, recording 74 tackles (53 solo), 22 TFLs, and 8.0 sacks. Helped the Rams to their first winning season since 2005 ... Earned first-team All-State honors from *The Chicago Tribune* and *The News-Gazette* as a senior ... Also played basketball ... Graduated with a bachelor's degree in advertising management from Michigan

COLLEGE HIGHLIGHTS: Appeared in 50 career games (42 starts) over four years at Michigan ... Totaled 160 tackles, including 29 TFLs, 8 PDs, 3 FFs and 11.5 sacks ... His 42 consecutive starts at the end of his career marks the longest starting streak by a position player in the Mark Dantonio era ... Two-time *Associated Press* All-Big Ten first-team selection (2018, 2019) ... Only second player in MSU history to win the team's Iron Man Award for strength and conditioning three consecutive seasons (2017, 2018, 2019)

TRANSACTIONS: 2020 - Signed by PHI as undrafted free agent



2019 EAGLES STATISTICS



FRONT OFFICE & COACHING STAFF

PLAYER BIOS

2019 EAGLES STATS

RECORD BOOK

ALL-TIME RESULTS

ALL-TIME ROSTERS

HONORS & HISTORY

YEAR-BY-YEAR STATS

OFF THE FIELD



REGULAR SEASON RESULTS (9-7)

DATE	OPPONENT	RESULT	SCORE	ATTENDANCE
September 8	Washington	W	32-27	69,796
September 15	at Atlanta Falcons	L	20-24	72,443
September 22	Detroit Lions	L	24-27	69,796
September 26	at Green Bay Packers	W	34-27	77,509
October 6	New York Jets	W	31-6	69,796
October 13	at Minnesota Vikings	L	20-38	66,837
October 20	at Dallas Cowboys	L	10-37	91,213
October 27	at Buffalo Bills	W	31-13	69,435
November 3	Chicago Bears	W	22-14	69,796
November 17	New England Patriots	L	10-17	69,796
November 24	Seattle Seahawks	L	9-17	69,796
December 1	at Miami Dolphins	L	31-37	65,545
December 9	New York Giants	W	23-17 (OT)	69,796
December 15	at Washington	W	37-27	63,246
December 22	Dallas Cowboys	W	17-9	69,796
December 29	at New York Giants	W	34-17	75,029

TEAM STATISTICS

	EAGLES	OPPONENTS
TOTAL FIRST DOWNS	354	289
RUSHING	104	76
PASSING	215	185
PENALTY	35	28
3RD DOWN: MADE/ATTEMPTS	104/229	70/205
3RD DOWN PERCENTAGE	45.4%	34.1%
4TH DOWN: MADE/ATTEMPTS	8/24	11/18
4TH DOWN PERCENTAGE	33.3%	61.1%
POSSESSION AVERAGE	32:56	27:04
TOTAL NET YARDS	5,772	5,307
AVERAGE PER GAME	360.8	331.7
TOTAL PLAYS	1,104	967
AVERAGE PER PLAY	5.2	5.5
NET YARDS RUSHING	1,939	1,442
AVERAGE PER GAME	121.2	90.1
TOTAL RUSHES	454	353
NET YARDS PASSING	3,833	3,865
AVERAGE PER GAME	239.6	241.6
SACKED/YARDS LOST	37/230	43/271
GROSS YARDS	4,063	4,136
ATTEMPTS/COMPLETIONS	613/391	571/348
COMPLETION PERCENTAGE	63.8%	60.9%
HAD INTERCEPTED	8	11
PUNTS/AVERAGE	71/46.4	86/44.7
NET PUNTING AVERAGE	42.3	41.2
PENALTIES/YARDS	100/836	115/959
FUMBLES/BALL LOST	31/15	19/9
TOUCHDOWNS	46	41
RUSHING	16	13
PASSING	27	27
RETURNS	3	1

SEASON STATISTICS 2019



PASSING

PLAYER	ATT	CMP	YDS	PCT	Y/A	TD	TD%	INT	INT%	LG	SACK	LOST	RATE
Carson Wentz	607	388	4,039	63.9	6.6	27	4.4	7	1.2	53t	37	230	93.1
Josh McCown	5	3	24	60.0	4.8	0	0.0	0	0.0	13	0	0	72.1
Jake Elliott	1	0	0	0.0	0.0	0	0.0	1	100.0	0	0	0	0.0
EAGLES	613	391	4,063	63.8	6.6	27	4.4	8	1.3	53t	37	230	92.1
OPPONENTS	571	348	4,136	60.9	7.2	27	4.7	11	1.9	75t	43	271	90.8

RUSHING

PLAYER	ATT	YDS	AVG	LG	TD
Miles Sanders	179	818	4.6	65t	3
Jordan Howard	119	525	4.4	20	6
Boston Scott	61	245	4.0	25	5
Carson Wentz	62	243	3.9	19	1
Darren Sproles	17	66	3.9	17	0
Jay Ajayi	10	30	3.0	11	0
Nelson Agholor	2	7	3.5	16	0
Greg Ward	1	5	5.0	5	0
Alshon Jeffery	1	2	2.0	2t	1
Josh McCown	2	-2	-1.0	-1	0
EAGLES	454	1,939	4.3	65t	16
OPPONENTS	353	1,442	4.1	68t	13

RECEIVING

PLAYER	REC	YDS	AVG	LG	TD
Zach Ertz	88	916	10.4	30	6
Dallas Goedert	58	607	10.5	28t	5
Miles Sanders	50	509	10.2	45	3
Alshon Jeffery	43	490	11.4	38	4
Nelson Agholor	39	363	9.3	43	3
Greg Ward	28	254	9.1	38	1
Boston Scott	24	204	8.5	39	0
J.J. Arcega-Whiteside	10	169	16.9	30	1
Mack Hollins	10	125	12.5	20	0
Jordan Howard	10	69	6.9	20t	1
DeSean Jackson	9	159	17.7	53t	2
Joshua Perkins	9	87	9.7	24t	1
Darren Sproles	6	24	4.0	7	0
Jordan Matthews	4	33	8.3	10	0
Deontay Burnett	2	48	24.0	41	0
Robert Davis	1	6	6.0	6	0
EAGLES	391	4,063	10.4	53t	27
OPPONENTS	348	4,136	11.9	75t	27

FIELD GOALS

PLAYER	1-19	20-29	30-39	40-49	50+	TOTAL
Jake Elliott	0/0	7/7	8/8	5/7	2/4	22/26
EAGLES	0/0	7/7	8/8	5/7	2/4	22/26
OPPONENTS	0/0	5/5	9/9	5/6	4/7	23/27

SEASON STATISTICS 2019



PUNTING

PLAYER	NO	YDS	AVG	NET	TB	IN 20	LG	BLK
Cameron Johnston	71	3,292	46.4	42.3	4	28	61	0
EAGLES	71	3,292	46.4	42.3	4	28	61	0
OPPONENTS	86	3,840	44.7	41.2	7	34	72	0

KICKOFF RETURNS

PLAYER	NO	YDS	AVG	LG	TD
Miles Sanders	14	314	22.4	67	0
Boston Scott	10	229	22.9	33	0
Corey Clement	3	73	24.3	26	0
Nathan Gerry	1	21	21.0	21	0
Dallas Goedert	1	16	16.0	16	0
EAGLES	29	653	22.5	67	0
OPPONENTS	27	643	23.8	100+	1

PUNT RETURNS

PLAYER	NO	FC	YDS	AVG	LG	TD
Darren Sproles	11	7	86	7.8	17	0
Greg Ward	7	12	24	3.4	16	0
Boston Scott	6	4	43	7.2	13	0
Nelson Agholor	2	0	7	3.5	4	0
Corey Clement	1	0	0	0.0	0	0
EAGLES	27	23	160	5.9	17	0
OPPONENTS	32	19	207	6.5	24	0

SCORING

PLAYER	TD	RUSH	REC	RET	PAT	FG	2 PT	SAF	PTS
Jake Elliott	0	0	0	0	35/37	22/26	0	---	101
Jordan Howard	7	6	1	0	---	---	0	---	42
Miles Sanders	6	3	3	0	---	---	1	---	38
Zach Ertz	6	0	6	0	---	---	1	---	38
Dallas Goedert	5	0	5	0	---	---	0	---	30
Boston Scott	5	5	0	0	---	---	0	---	30
Alshon Jeffery	5	1	4	0	---	---	0	---	30
Nelson Agholor	3	0	3	0	---	---	1	---	20
DeSean Jackson	2	0	2	0	---	---	0	---	12
Orlando Scandrick	1	0	0	1	---	---	0	0	6
Nigel Bradham	1	0	0	1	---	---	0	0	6
Joshua Perkins	1	0	1	0	---	---	0	---	6
J.J. Arcega-Whiteside	1	0	1	0	---	---	0	---	6
Carson Wentz	1	1	0	0	---	---	0	---	6
Nathan Gerry	1	0	0	1	---	---	0	0	6
Greg Ward	1	0	1	0	---	---	0	---	6
Darren Sproles	0	0	0	0	---	---	1	---	2
EAGLES	46	16	27	3	35/37	22/26	4	0	385
OPPONENTS	41	13	27	1	35/37	23/27	2	0	354

SCORE BY QUARTERS

	Q1	Q2	Q3	Q4	OT	TOTAL
EAGLES	69	103	104	103	6	385
OPPONENTS	72	129	68	85	0	354

SEASON STATISTICS 2019



DEFENSE

PLAYER	TOTAL	SOLO	ASST	TFL	SACKS	QPH	INT	PD	FF	FR
Malcolm Jenkins	118	82	36	8	2.5	9	0	12	4	1
Rodney McLeod	108	71	37	2	1.0	3	2	10	2	0
Nathan Gerry	67	50	17	1	2.5	1	2	2	0	1
Avonte Maddox	64	53	11	2	1.0	2	0	13	1	0
Nigel Bradham	63	43	20	2	0.0	2	1	4	0	1
Brandon Graham	61	49	12	18	8.5	34	0	1	1	2
Jalen Mills	50	39	11	0	0.0	0	1	10	0	0
Ronald Darby	47	43	4	1	0.0	0	2	11	0	0
Fletcher Cox	46	27	19	11	3.5	34	0	1	3	1
Rasul Douglas	40	35	5	3	0.0	1	0	13	0	0
Derek Barnett	40	27	13	11	6.5	32	0	0	2	0
Andrew Sendejo	36	27	9	2	1.0	2	1	4	0	0
Vinny Curry	34	25	9	5	5.0	34	0	0	0	0
Zach Brown	27	18	9	4	0.0	0	0	2	0	0
Sidney Jones	25	23	2	1	0.0	0	2	10	0	0
Josh Sweat	25	18	7	8	4.0	29	0	1	0	0
Kamu Grugier-Hill	23	15	8	4	0.0	1	0	0	0	1
T.J. Edwards	19	11	8	0	0.0	0	0	0	0	0
Tim Jernigan	14	8	6	4	2.0	9	0	0	0	0
Akeem Spence	11	7	4	0	0.0	2	0	0	0	0
Hassan Ridgeway	10	7	3	6	2.0	4	0	0	0	0
Anthony Rush	10	6	4	3	0.0	2	0	2	0	0
Orlando Scandrick	9	6	3	2	2.0	1	0	1	2	1
Marcus Epps	8	6	2	0	0.0	1	0	0	0	0
Cre'Von LeBlanc	8	6	2	0	0.0	0	0	2	0	0
Craig James	6	5	1	0	0.0	0	0	2	0	0
Duke Riley	5	4	1	0	0.0	0	0	0	0	0
Albert Huggins	5	1	4	0	0.0	1	0	0	0	0
Daeshon Hall	4	4	0	1	1.0	2	0	0	0	0
Rudy Ford	3	1	2	0	0.0	0	0	0	0	0
Johnathan Cyprien	2	2	0	0	0.0	0	0	0	0	0
Genard Avery	2	1	1	1	0.5	1	0	0	0	0
Bruce Hector	2	0	2	0	0.0	1	0	0	0	0
Malik Jackson	1	0	1	0	0.0	0	0	0	0	0
TOTALS	993	720	273	100	43.0	208	11	101	15	8

INTERCEPTIONS

PLAYER	NO	YDS	AVG	LG	TD
Nathan Gerry	2	51	25.5	51t	1
Rodney McLeod	2	30	15.0	23	0
Ronald Darby	2	29	14.5	16	0
Sidney Jones	2	4	2.0	3	0
Nigel Bradham	1	22	22.0	22	0
Andrew Sendejo	1	15	15.0	15	0
Jalen Mills	1	0	0.0	0	0
Avonte Maddox	0	8	---	8	0
EAGLES	11	159	14.5	51t	1
OPPONENTS	8	36	4.5	17	0



DEFENSIVE LEADERS

SACKS

Brandon Graham	8.5
Derek Barnett	6.5
Vinny Curry	5.0
Josh Sweat	4.0
Fletcher Cox	3.5

TACKLES FOR LOSS

Brandon Graham	18
Derek Barnett	11
Fletcher Cox	11
Malcolm Jenkins	8
Josh Sweat	8

QB PRESSURES & HITS

Fletcher Cox	34
Vinny Curry	34
Brandon Graham	34
Derek Barnett	32
Josh Sweat	29

PASSES DEFENSED

Rasul Douglas	13
Avonte Maddox	13
Malcolm Jenkins	12
Ronald Darby	11
Several players tied	10

FORCED FUMBLES

Malcolm Jenkins	4
Fletcher Cox	3
Derek Barnett	2
Rodney McLeod	2
Orlando Scandrick	2

FUMBLE RECOVERIES

Brandon Graham	2
Several players tied	1

FUMBLE RECOVERIES (SPECIAL TEAMS)

Duke Riley	1
------------	---

SPECIAL TEAMS TACKLES

PLAYER

NO

T.J. Edwards	14
Craig James	12
Duke Riley	10
Nathan Gerry	8
Alex Singleton	8
Rudy Ford	5
Rick Lovato	5
Genard Avery	3
Malcolm Jenkins	3
Rodney McLeod	3
Andrew Sendejo	3
Johnathan Cyprien	2
L.J. Fort	2
Dallas Goedert	2
Daeshon Hall	2
Cameron Johnston	2
Sidney Jones	2
Josh Sweat	2
Zach Brown	1
Corey Clement	1
Rasul Douglas	1
Marcus Epps	1
Kamu Grugier-Hill	1
Mack Hollins	1
Greg Ward	1

TOTALS	95
---------------	-----------



WEEKLY NFL RANKINGS

OFFENSE				DEFENSE		
WEEK	Rush	Pass	Total	Rush	Pass	Total
Week 1	T-11	11	8	2	28	20
Week 2	T-22	12	14	3	31	22
Week 3	17	12	13	2	29	T-16
Week 4	13	20	16	4	32	23
Week 5	18	21	24	1	27	10
Week 6	15	16	20	2	29	14
Week 7	14	20	23	6	27	18
Week 8	13	21	21	8	21	14
Week 9	12	21	18	5	18	10
Week 10	11	21	20	4	16	8
Week 11	11	24	23	4	17	9
Week 12	13	23	23	5	12	12
Week 13	13	18	20	4	18	14
Week 14	13	17	17	3	17	11
Week 15	11	16	T-15	3	18	11
Week 16	12	12	12	3	19	9
Week 17	11	11	14	3	19	10

RED ZONE DRIVES

	TOTAL	TD	FG	MFG	DOWN	FUM	INT	CLOCK	PTS	TD%	SCORE%
EAGLES	54	36	16	0	2	0	0	0	300	66.7	96.3
OPPONENTS	43	24	13	0	2	1	2	1	206	55.8	86.0

GOAL-TO-GO DRIVES

	TOTAL	TD	FG	MFG	DOWN	FUM	INT	CLOCK	PTS	TD%	SCORE%
EAGLES	32	28	4	0	0	0	0	0	208	87.5	100.0
OPPONENTS	20	14	4	0	1	0	1	0	111	70.0	90.0

LONGEST DRIVES

	EAGLES	OPPONENTS
MOST PLAYS	19 vs. Was. (9/8/19) 19-74 (8:55), FG	15 (twice), last: at GB (9/26/19) 15-78 (8:01), FG
MOST YARDS	95 vs. NE (11/17/19) 16-95 (9:33), TD	96 at Mia. (12/1/19) 9-96 (3:36), TD
MOST TIME	9:33 vs. NE (11/17/19) 16-95 (9:33), TD	8:01 at GB (9/26/19) 15-78 (8:01), FG

LONGEST TOUCHDOWN DRIVES

	EAGLES	OPPONENTS
MOST PLAYS	16 vs. NE (11/17/19) 16-95 (9:33)	15 vs. Was. (9/8/19) 15-75 (3:04)
MOST YARDS	95 vs. NE (11/17/19) 16-95 (9:33)	96 at Mia. (12/1/19) 9-96 (3:36)
MOST TIME	9:33 vs. NE (11/17/19) 16-95 (9:33)	7:17 at Min. (10/13/19) 13-75 (7:17)

REPLAY CHALLENGES – EAGLES (6 CHALLENGES, 2 OVERTURNED), OPPONENTS (7 CHALLENGES, 3 OVERTURNED)

GAME-BY-GAME STATS 2019



GAME-BY-GAME OFFENSE

GAME		SCORE				1ST DOWN				3RD DOWN		4TH DOWN		NET YARDS			TO			
		PTS	OPP PTS	DIFF	OT	TOTAL	RUSH	PASS	PEN	CONV	ATT	CONV	ATT	TOTAL	RUSH	PASS				
Sep 8	Was	32	27	5	---	22	9	13	0	11	17	1	2	436	123	313	0	6	55	34:27
Sep 15	at Atl	20	24	-4	---	18	5	11	2	9	18	2	3	286	49	237	3	7	60	32:54
Sep 22	Det	24	27	-3	---	22	6	11	5	7	13	0	2	373	127	246	2	4	30	32:18
Sep 26	at GB	34	27	7	---	24	10	12	2	5	9	0	0	336	176	160	0	9	93	27:39
Oct 6	NYJ	31	6	25	---	17	5	9	3	5	13	0	2	265	84	181	1	9	76	30:52
Oct 13	at Min	20	38	-18	---	19	3	15	1	4	12	1	3	400	108	292	3	7	49	27:56
Oct 20	at Dal	10	37	-27	---	16	5	9	2	3	9	1	2	283	115	168	4	5	40	27:38
Oct 27	at Buf	31	13	18	---	21	10	10	1	8	15	0	2	371	218	153	1	4	44	35:57
Nov 3	Chi	22	14	8	---	26	7	16	3	8	18	1	1	373	146	227	0	8	75	40:18
Nov 17	NE	10	17	-7	---	21	5	11	5	3	13	0	1	255	81	174	1	7	39	31:35
Nov 24	Sea	9	17	-8	---	23	5	16	2	4	12	0	1	344	106	238	5	2	15	31:55
Dec 1	at Mia	31	37	-6	---	23	3	19	1	7	14	0	0	386	92	294	1	10	91	28:42
Dec 9	NYG	23	17	6	6	27	9	16	2	9	21	1	2	418	118	300	1	4	30	42:51
Dec 15	at Was	37	27	10	---	27	9	15	3	11	16	0	0	415	157	258	1	7	54	36:57
Dec 22	Dal	17	9	8	---	23	4	18	1	6	14	0	1	431	118	313	0	4	30	36:12
Dec 29	at NYG	34	17	17	---	25	9	14	2	4	15	1	2	400	121	279	0	7	55	31:25
TOTALS		385	354	31	6	354	104	215	35	104	229	8	24	5,772	1,939	3,833	23	100	836	32:56

GAME-BY-GAME DEFENSE

GAME		SCORE				1ST DOWN				3RD DOWN		4TH DOWN		NET YARDS			TO			
		PTS	OPP PTS	DIFF	OT	TOTAL	RUSH	PASS	PEN	CONV	ATT	CONV	ATT	TOTAL	RUSH	PASS				
Sep 8	Was	27	32	-5	---	15	0	15	0	5	13	2	2	398	28	370	0	12	96	25:33
Sep 15	at Atl	24	20	4	---	19	3	15	1	3	10	1	1	367	57	310	3	10	58	27:06
Sep 22	Det	27	24	3	---	16	5	11	0	6	14	0	0	287	86	201	0	9	61	27:42
Sep 26	at GB	27	34	-7	---	31	4	19	8	6	11	0	1	491	77	414	2	5	50	32:21
Oct 6	NYJ	6	31	-25	---	9	3	5	1	3	14	0	1	128	67	61	3	9	52	29:08
Oct 13	at Min	38	20	18	---	26	8	14	4	2	10	1	1	447	122	325	2	4	30	32:04
Oct 20	at Dal	37	10	27	---	23	10	12	1	8	14	1	1	402	189	213	1	6	65	32:22
Oct 27	at Buf	13	31	-18	---	16	5	9	2	6	15	0	2	253	98	155	1	8	57	24:03
Nov 3	Chi	14	22	-8	---	10	6	3	1	2	10	0	0	164	62	102	1	9	70	19:42
Nov 17	NE	17	10	7	---	19	4	14	1	5	16	0	0	298	74	224	0	6	89	28:25
Nov 24	Sea	17	9	8	---	14	5	8	1	5	14	0	0	348	174	174	2	12	90	28:05
Dec 1	at Mia	37	31	6	---	26	3	19	4	5	12	3	3	409	58	351	1	7	59	31:18
Dec 9	NYG	17	23	-6	---	11	5	6	0	2	12	0	0	255	73	182	0	7	54	21:59
Dec 15	at Was	27	37	-10	---	19	7	10	2	4	10	0	0	352	101	251	1	5	60	23:03
Dec 22	Dal	9	17	-8	---	16	4	12	0	3	14	1	2	311	54	257	1	2	20	23:48
Dec 29	at NYG	17	34	-17	---	19	4	13	2	5	16	2	4	397	122	275	2	4	48	28:35
TOTALS		354	385	-31	---	289	76	185	28	70	205	11	18	5,307	1,442	3,865	20	115	959	27:04



EAGLES GAME-BY-GAME LEADERS

GAME		PASS YARDS	RUSH YARDS	RECEPTIONS	REC YARDS	TOUCHDOWNS	TACKLES	SACKS
Sep 8	Was	C. Wentz - 313	D. Sproles - 47	D. Jackson - 8	D. Jackson - 154	Two players - 2	N. Bradham - 9	T. Jernigan - 1.0
Sep 15	at Atl	C. Wentz - 231	M. Sanders - 28	Two players - 8	N. Agholor - 107	Two players - 1	R. McLeod - 8	A. Sendejo - 1.0
Sep 22	Det	C. Wentz - 259	M. Sanders - 53	N. Agholor - 8	M. Sanders - 73	N. Agholor - 2	M. Jenkins - 8	---
Sep 26	at GB	C. Wentz - 160	J. Howard - 87	Z. Ertz - 7	Z. Ertz - 65	J. Howard - 3	A. Maddox - 13	D. Barnett - 1.0
Oct 6	NYJ	C. Wentz - 189	J. Howard - 62	A. Jeffery - 6	Z. Ertz - 57	Four players - 1	R. McLeod - 7	B. Graham - 3.0
Oct 13	at Min	C. Wentz - 306	J. Howard - 49	A. Jeffery - 10	M. Sanders - 86	Two players - 1	M. Jenkins - 11	B. Graham - 1.0
Oct 20	at Dal	C. Wentz - 191	J. Howard - 50	D. Goedert - 4	D. Goedert - 69	D. Goedert - 1	J. Mills - 11	Three players - 1.0
Oct 27	at Buf	C. Wentz - 172	J. Howard - 96	Two players - 4	A. Jeffery - 64	Four players - 1	M. Jenkins - 8	F. Cox - 1.5
Nov 3	Chi	C. Wentz - 239	J. Howard - 82	Z. Ertz - 9	Z. Ertz - 103	Two players - 1	R. McLeod - 8	Two players - 1.0
Nov 17	NE	C. Wentz - 214	M. Sanders - 38	Z. Ertz - 9	Z. Ertz - 94	D. Goedert - 1	R. McLeod - 10	N. Gerry - 1.0
Nov 24	Sea	C. Wentz - 256	M. Sanders - 63	Z. Ertz - 12	Z. Ertz - 91	Z. Ertz - 1	Three players - 8	M. Jenkins - 2.0
Dec 1	at Mia	C. Wentz - 310	M. Sanders - 83	A. Jeffery - 9	A. Jeffery - 137	Three players - 1	M. Jenkins - 11	Two players - 1.0
Dec 9	NYG	C. Wentz - 325	B. Scott - 59	Z. Ertz - 9	Z. Ertz - 91	Z. Ertz - 2	Two players - 6	V. Curry - 2.0
Dec 15	at Was	C. Wentz - 266	M. Sanders - 122	Two players - 7	Two players - 61	M. Sanders - 2	R. McLeod - 7	A. Maddox - 1.0
Dec 22	Dal	C. Wentz - 319	M. Sanders - 79	D. Goedert - 9	D. Goedert - 91	Two players - 1	Three players - 8	Two players - 1.0
Dec 29	at NYG	C. Wentz - 289	B. Scott - 54	G. Ward - 6	B. Scott - 84	B. Scott - 3	N. Bradham - 11	D. Barnett - 2.0

OPPONENT GAME-BY-GAME LEADERS

GAME		PASS YARDS	RUSH YARDS	RECEPTIONS	REC YARDS	TOUCHDOWNS	TACKLES	SACKS
Sep 8	Was	C. Keenum - 380	D. Guice - 18	C. Thompson - 7	T. McLaurin - 125	Three players - 1	Q. Dunbar - 9	C. McKinzy - 1.0
Sep 15	at Atl	M. Ryan - 320	I. Smith - 32	C. Ridley - 8	J. Jones - 106	J. Jones - 2	K. Neal - 9	Three players - 1.0
Sep 22	Det	M. Stafford - 201	J. McKissic - 44	M. Jones - 6	M. Jones - 101	Three players - 1	T. Flowers - 8	Three players - 1.0
Sep 26	at GB	A. Rodgers - 422	A. Rodgers - 46	D. Adams - 10	D. Adams - 180	Three players - 1	B. Martinez - 15	D. Barnett - 1.0
Oct 6	NYJ	L. Falk - 120	L. Bell - 43	L. Bell - 7	D. Thomas - 47	V. Smith - 1	N. Hewitt - 10	S. McLendon - 1.0
Oct 13	at Min	K. Cousins - 333	A. Mattison - 63	S. Diggs - 7	S. Diggs - 167	S. Diggs - 3	Two players - 10	D. Hunter - 1.0
Oct 20	at Dal	D. Prescott - 239	E. Elliott - 111	E. Elliott - 6	A. Cooper - 106	Four players - 1	Two players - 7	Three players - 1.0
Oct 27	at Buf	J. Allen - 169	J. Allen - 45	J. Brown - 5	J. Brown - 54	Two players - 1	M. Milano - 13	Three players - 1.0
Nov 3	Chi	M. Trubisky - 125	D. Montgomery - 40	Two players - 3	T. Gabriel - 69	D. Montgomery - 2	Two players - 10	Four players - 1.0
Nov 17	NE	T. Brady - 216	S. Michel - 33	J. Edelman - 5	J. Edelman - 53	P. Dorsett - 1	Two players - 7	Five players - 1.0
Nov 24	Sea	R. Wilson - 200	R. Penny - 129	C. Carson - 4	T. Lockett - 38	Two players - 1	K. Wright - 12	E. Ansah - 1.5
Dec 1	at Mia	R. Fitzpatrick - 365	A. Wilson - 31	D. Parker - 7	D. Parker - 159	D. Parker - 2	Two players - 7	Two players - 1.0
Dec 9	NYG	E. Manning - 203	S. Barkley - 66	D. Slayton - 5	D. Slayton - 154	D. Slayton - 2	A. Bethea - 13	O. Ximines - 2.0
Dec 15	at Was	D. Haskins - 261	A. Peterson - 66	Two players - 5	T. McLaurin - 130	Three players - 1	D. Johnson - 10	R. Anderson - 2.0
Dec 22	Dal	D. Prescott - 265	E. Elliott - 47	E. Elliott - 7	M. Gallup - 98	---	S. Lee - 17	R. Quinn - 1.0
Dec 29	at NYG	D. Jones - 301	S. Barkley - 92	K. Smith - 8	K. Smith - 98	Two players - 1	M. Thomas - 12	Two players - 0.5

GAME-BY-GAME STATS 2019



EAGLES DRIVE EFFICIENCY

				DRIVES ENDED BY...											
GAME		QUARTERBACK	DRIVES	TD	FG	MFG	PUNT	DOWN	INT	FUM	SAF	CLOCK	PTS	PTS/DR	DR %
Sep 8	Was	C. Wentz	10	4	1	0	3	1	0	0	0	1	32	3.20	50.0
Sep 15	at Atl	C. Wentz	11	2	1	0	4	1	2	0	0	0	17	1.55	27.3
		J. McCown	1	0	1	0	0	0	0	0	0	0	3	3.00	100.0
		TOTAL	12	2	2	0	4	1	2	0	0	0	20	1.67	33.3
Sep 22	Det	C. Wentz	12	3	1	0	3	2	0	2	0	1	24	2.00	33.3
Sep 26	at GB	C. Wentz	11	5	0	0	4	0	0	0	0	2	34	3.09	45.5
Oct 6	NYJ	C. Wentz	9	2	1	0	4	2	0	0	0	0	14	1.56	33.3
		J. McCown	2	0	0	0	1	0	0	0	0	1	0	0.00	0.0
		TOTAL	11	2	1	0	5	2	0	0	0	1	14	1.27	27.3
Oct 13	at Min	C. Wentz	11	2	2	0	3	1	2	1	0	0	20	1.82	36.4
		J. McCown	1	0	0	0	0	0	0	0	0	1	0	0.00	0.0
		TOTAL	12	2	2	0	3	1	2	1	0	1	20	1.67	33.3
Oct 20	at Dal	C. Wentz	11	1	1	0	3	1	1	3	0	1	10	0.91	18.2
Oct 27	at Buf	C. Wentz	11	4	1	0	4	2	0	0	0	0	31	2.82	45.5
Nov 3	Chi	C. Wentz	12	2	3	0	5	0	0	0	0	2	22	1.83	41.7
Nov 17	NE	C. Wentz	13	1	1	0	8	1	0	1	0	1	10	0.77	15.4
Nov 24	Sea	C. Wentz	13	1	1	0	4	1	2	3	0	1	9	0.69	15.4
Dec 1	at Mia	C. Wentz	11	3	3	1	3	0	1	0	0	0	31	2.82	54.6
Dec 9	NYG	C. Wentz	14	3	1	1	8	0	0	1	0	0	23	1.64	28.6
Dec 15	at Was	C. Wentz	10	4	1	0	3	0	0	1	0	1	31	3.10	50.0
Dec 22	Dal	C. Wentz	12	2	1	2	4	1	0	0	0	2	17	1.42	25.0
Dec 29	at NYG	C. Wentz	14	4	2	0	7	1	0	0	0	0	34	2.43	42.9
		C. Wentz	185	43	21	4	70	14	8	12	0	12	359	1.94	34.6
		J. McCown	4	0	1	0	1	0	0	0	0	2	3	0.75	25.0
		TOTAL	189	43	22	4	71	14	8	12	0	14	362	1.92	34.4

OPPONENT DRIVE EFFICIENCY

				DRIVES ENDED BY...											
GAME		QUARTERBACK	DRIVES	TD	FG	MFG	PUNT	DOWN	INT	FUM	SAF	CLOCK	PTS	PTS/DR	DR %
Sep 8	Was	C. Keenum	10	3	2	0	5	0	0	0	0	0	27	2.70	50.0
Sep 15	at Atl	M. Ryan	12	3	1	1	3	0	3	0	0	1	24	2.00	33.3
Sep 22	Det	M. Stafford	11	2	2	1	4	0	0	0	0	1	27	2.46	36.4
Sep 26	at GB	A. Rodgers	10	3	2	0	2	1	1	1	0	0	27	2.70	50.0
Oct 6	NYJ	L. Falk	13	1	0	1	7	0	2	1	0	1	6	0.46	7.7
		D. Fales	1	0	0	0	1	0	0	0	0	0	0	0.00	0.0
		TOTAL	14	1	0	1	8	0	2	1	0	1	6	0.43	7.1
Oct 13	at Min	K. Cousins	12	5	1	0	3	0	1	1	0	1	38	3.17	50.0
Oct 20	at Dal	D. Prescott	11	4	3	0	3	0	1	0	0	0	37	3.36	63.6
Oct 27	at Buf	J. Allen	13	2	0	1	6	2	0	1	0	1	13	1.00	15.4
Nov 3	Chi	M. Trubisky	10	2	0	0	8	0	0	0	0	0	14	1.40	20.0
Nov 17	NE	T. Brady	13	1	3	0	8	0	0	0	0	1	17	1.31	30.8
Nov 24	Sea	R. Wilson	13	2	1	0	7	0	1	1	0	1	17	1.31	23.1
Dec 1	at Mia	R. Fitzpatrick	11	5	1	0	3	0	1	0	0	1	37	3.36	54.6
Dec 9	NYG	E. Manning	13	2	1	0	9	0	0	0	0	1	17	1.31	23.1
Dec 15	at Was	D. Haskins	10	3	2	0	4	0	0	1	0	0	27	2.70	50.0
Dec 22	Dal	D. Prescott	11	0	3	0	6	1	0	1	0	0	9	0.82	27.3
Dec 29	at NYG	D. Jones	14	2	1	0	6	2	1	1	0	1	17	1.21	21.4
		TOTAL	188	40	23	4	85	6	11	8	0	10	354	1.88	33.5

GAME-BY-GAME STATS 2019



EAGLES THIRD DOWNS

GAME		1	2	3	4	5	6	7	8	9	10+	TOTAL
Sep 8	Was	3-4	0-0	1-1	1-1	1-2	0-0	1-2	0-0	1-1	3-6	11-7
Sep 15	at Atl	3-3	1-1	1-1	1-1	0-1	2-3	0-1	0-2	1-1	0-4	9-18
Sep 22	Det	0-0	2-2	1-1	0-0	1-1	1-3	1-2	1-2	0-0	0-2	7-13
Sep 26	at GB	2-2	1-1	1-1	0-0	0-1	0-1	0-0	0-0	0-1	1-2	5-9
Oct 6	NYJ	2-3	0-0	0-0	1-1	2-3	0-0	0-2	0-0	0-0	0-4	5-13
Oct 13	at Min	2-2	1-4	1-1	0-1	0-1	0-0	0-0	0-0	0-1	0-2	4-12
Oct 20	at Dal	1-1	0-0	0-0	2-4	0-0	0-0	0-2	0-0	0-0	0-2	3-9
Oct 27	at Buf	1-1	2-2	0-0	0-2	1-2	1-3	1-1	1-1	0-0	1-3	8-15
Nov 3	Chi	2-3	1-3	2-3	0-1	0-2	1-1	0-0	0-0	1-1	1-4	8-18
Nov 17	NE	0-0	1-2	0-0	0-0	1-2	0-0	0-0	0-3	0-1	1-5	3-13
Nov 24	Sea	1-2	1-1	0-1	0-1	1-2	0-0	0-1	1-1	0-1	0-2	4-12
Dec 1	at Mia	0-0	1-2	2-2	0-1	1-2	1-1	1-3	0-0	0-0	1-3	7-14
Dec 9	NYG	2-3	3-3	1-2	1-2	1-3	0-0	1-1	0-0	0-1	0-6	9-21
Dec 15	at Was	1-1	2-3	2-3	0-0	2-2	0-0	2-4	0-0	1-1	1-2	11-16
Dec 22	Dal	1-3	1-1	0-0	0-0	1-1	1-2	1-1	0-1	0-0	1-5	6-14
Dec 29	at NYG	0-0	0-0	0-1	0-3	0-0	1-1	1-2	1-2	0-0	1-6	4-15
TOTALS		21-28	17-25	12-17	6-18	12-25	8-15	9-22	4-12	4-9	11-58	104-229
		(75.0%)	(68.0%)	(70.6%)	(33.3%)	(48.0%)	(53.3%)	(40.9%)	(33.3%)	(44.4%)	(19.0%)	(45.4%)

OPPONENT THIRD DOWNS

GAME		1	2	3	4	5	6	7	8	9	10+	TOTAL
Sep 8	Was	0-0	1-1	1-2	1-1	0-0	0-1	1-3	1-1	0-0	0-4	5-13
Sep 15	at Atl	0-0	0-0	0-1	0-0	1-1	2-2	0-0	0-0	0-3	0-3	3-10
Sep 22	Det	3-3	0-0	0-0	1-1	0-0	0-0	0-1	0-2	0-0	2-7	6-14
Sep 26	at GB	0-1	0-1	0-1	0-0	0-0	2-2	2-4	1-1	0-0	1-1	6-11
Oct 6	NYJ	2-3	0-0	1-2	0-1	0-0	0-1	0-1	0-1	0-1	0-4	3-14
Oct 13	at Min	0-0	1-1	0-0	0-1	0-0	0-1	0-1	0-2	0-0	1-4	2-10
Oct 20	at Dal	1-2	2-2	0-1	1-1	0-1	2-2	0-0	1-2	0-0	1-3	8-14
Oct 27	at Buf	0-1	0-1	0-0	0-1	1-2	0-2	0-0	2-3	0-0	3-5	6-15
Nov 3	Chi	1-1	0-0	0-0	0-1	0-0	0-1	0-0	1-2	0-2	0-3	2-10
Nov 17	NE	1-1	0-0	0-0	0-1	0-2	1-2	1-4	0-0	0-1	2-5	5-16
Nov 24	Sea	1-1	1-1	0-0	0-0	0-0	1-2	1-1	0-1	0-0	1-8	5-14
Dec 1	at Mia	0-2	1-1	0-1	0-0	0-0	1-1	1-1	0-0	0-2	2-4	5-12
Dec 9	NYG	0-0	0-0	0-1	0-1	0-2	0-0	0-1	1-1	0-1	1-5	2-12
Dec 15	at Was	2-2	0-0	0-0	1-2	1-2	0-2	0-0	0-0	0-0	0-2	4-10
Dec 22	Dal	2-4	0-0	0-1	0-2	0-1	0-0	0-0	0-1	0-0	1-5	3-14
Dec 29	at NYG	1-2	0-0	0-1	0-2	2-2	0-0	0-2	1-2	0-1	1-4	5-16
TOTALS		14-23	6-8	2-11	4-15	5-13	9-19	6-19	8-19	0-11	16-67	70-205
		(60.9%)	(75.0%)	(18.2%)	(26.7%)	(38.5%)	(47.4%)	(31.6%)	(42.1%)	(0.0%)	(23.9%)	(34.1%)



TAKEAWAYS

GAME		TURNOVER	STARTING LOS	POINT OF TURNOVER	RESULTING LOS	QUARTER	RESULT (POINTS)
Sep 8	Was	---	---	---	---	---	---
Sep 15	at Atl	S. Jones INT (M. Ryan)	ATL 25	ATL 42	ATL 41	2	Field Goal (3)
		R. Darby INT (M. Ryan)	ATL 10	ATL 40	ATL 27	3	Touchdown (6)
		* (TB) - N. Gerry INT (M. Ryan)	PHI 8	End Zone	PHI 10	3	Punt (0)
Sep 22	Det	---	---	---	---	---	---
Sep 26	at GB	B. Graham FR (D. Barnett FF of A. Rodgers)	GB 29	GB 21	GB 17	2	Touchdown (7)
		* Nigel Bradham INT (A. Rodgers)	PHI 3	End Zone	PHI 21	4	Clock (0)
Oct 6	NYJ	+ N. Gerry INT (L. Falk)	PHI 47	PHI 49	---	1	Touchdown (7)
		R. McLeod INT (L. Falk)	NYJ 45	PHI 35	NYJ 42	2	Touchdown (7)
		+ O. Scandrick FR (O. Scandrick FF of L. Falk)	PHI 47	NYJ 44	---	4	Touchdown (7)
Oct 13	at Min	A. Sendejo INT (K. Cousins)	MIN 44	PHI 33	PHI 48	2	Interception (0)
		* K. Grugier-Hill FR (M. Jenkins FF of A. Mattison)	PHI 13	PHI 5	PHI 34	4	Clock (0)
Oct 20	at Dal	* (TB) - J. Mills INT (D. Prescott)	PHI 37	End Zone	PHI 20	4	Fumble (0)
Oct 27	at Buf	B. Graham FR (B. Graham FF of J. Allen)	BUF 28	BUF 24	BUF 24	2	Touchdown (8)
Nov 3	Chi	(ST) - D. Riley FR (Muffed KR by A. Shaheen)	---	CHI 26	CHI 26	4	Clock (0)
Nov 17	NE	---	---	---	---	---	---
Nov 24	Sea	R. McLeod INT, lateral to A. Maddox (R. Wilson)	PHI 47	PHI 18	PHI 33	3	Punt (0)
		N. Gerry FR (R. Wilson aborted snap)	SEA 35	SEA 31	SEA 31	4	Downs (0)
Dec 1	at Mia	R. Darby INT (R. Fitzpatrick)	MIA 25	MIA 34	MIA 18	1	Touchdown (7)
Dec 9	NYG	---	---	---	---	---	---
Dec 15	at Was	+ N. Bradham FR (A. Maddox FF of D. Haskins)	PHI 42	WAS 47	---	4	Touchdown (6)
Dec 22	Dal	M. Jenkins FR (F. Cox FF of T. Pollard)	PHI 25	PHI 26	PHI 26	3	Punt (0)
Dec 29	at NYG	F. Cox FR (M. Jenkins FF of D. Jones)	NYG 27	NYG 3	NYG 2	4	Touchdown (7)
		S. Jones INT (D. Jones)	PHI 29	PHI 6	PHI 9	4	Punt (0)

TOTALS: 20 takeaways resulting in 65 points

L.O.S. Line of scrimmage * Red zone play + Touchdown return (ST) Special teams play (TB) Touchback (OFF) Offensive recovery



GIVEAWAYS

GAME	TURNOVER	STARTING LOS	POINT OF TURNOVER	RESULTING LOS	QUARTER	RESULT (POINTS)
Sep 8	Was	---	---	---	---	---
Sep 15	at Atl	C. Wentz INT (D. Trufant)	ATL 45	ATL 9	ATL 9	1 Punt (0)
		C. Wentz INT (D. Trufant)	PHI 40	ATL 35	ATL 35	2 Touchdown (7)
		(ST) - C. Clement FUM (K. Sheffield FF, S. Neasman FR)	---	PHI 31	PHI 33	3 Touchdown (7)
Sep 22	Det	M. Sanders FUM (J. Davis FF, A. Robinson FR)	PHI 45	PHI 49	PHI 49	2 Field Goal (3)
		N. Agholor FUM (D. Slay FR)	DET 45	DET 40	PHI 22	2 Field Goal (3)
Sep 26	at GB	---	---	---	---	---
Oct 6	NYJ	(ST) - C. Clement FUM (Muffed punt, T. Cannon FR)	NYJ 28	PHI 20	PHI 19	4 Touchdown (6)
Oct 13	at Min	J. Elliott INT (E. Griffen)	MIN 21	MIN 15	MIN 32	2 Clock (0)
		Z. Ertz FUM (E. Kendricks FF, A. Barr FR)	50	MIN 30	MIN 49	4 Punt (0)
		C. Wentz INT (Mac. Alexander)	PHI 8	PHI 31	PHI 31	4 Fumble (0)
Oct 20	at Dal	D. Goedert FUM (J. Smith FF, M. Collins FR)	PHI 35	PHI 45	PHI 45	1 Touchdown (7)
		C. Wentz FUM (D. Lawrence FF, A. Woods FR)	PHI 16	PHI 14	PHI 14	1 Touchdown (7)
		C. Wentz INT (X. Woods)	PHI 39	PHI 48	PHI 39	4 Interception (0)
		C. Wentz FUM (Aborted snap, K. Hyder FR)	PHI 20	PHI 16	PHI 16	4 Touchdown (7)
Oct 27	at Buf	(ST) - B. Scott FUM (S. Neal FF, J. Stanford FR)	BUF 31	PHI 43	PHI 43	3 Downs (0)
Nov 3	Chi	---	---	---	---	---
Nov 17	NE	C. Wentz FUM (D. Shelton FF, L. Guy FR)	PHI 32	PHI 22	PHI 22	2 Field Goal (3)
Nov 24	Sea	C. Wentz FUM (R. Green FF, A. Woods FR)	PHI 49	PHI 46	PHI 46	1 Punt (0)
		C. Wentz INT (B. McDougald)	SEA 33	SEA 17	SEA 17	2 Field Goal (3)
		C. Wentz FUM (Aborted snap, Q. Jefferson FR)	SEA 38	SEA 48	PHI 32	3 Interception (0)
		D. Goedert FUM (Q. Diggs FF, Q. Diggs FR)	SEA 46	SEA 32	SEA 32	4 Fumble (0)
		C. Wentz INT (T. Flowers)	PHI 44	SEA 32	SEA 32	4 Punt (0)
Dec 1	at Mia	C. Wentz INT (C. Lammons)	MIA 49	End Zone	---	4 Clock (0)
Dec 9	NYG	C. Wentz FUM (D. Tomlinson FF, D. Mayo FR)	PHI 43	PHI 43	PHI 43	1 Punt (0)
Dec 15	at Was	C. Wentz FUM (R. Anderson FF, Jon. Allen FR)	PHI 33	PHI 34	PHI 34	4 Field Goal (3)
Dec 22	Dal	---	---	---	---	---
Dec 29	at NYG	---	---	---	---	---
TOTALS: 23 giveaways resulting in 56 points						

L.O.S. Line of scrimmage * Red zone play + Touchdown return (ST) Special teams play (TB) Touchback (OFF) Offensive recovery



EAGLES 20+ YARD PLAYS

PASSING (20+ YARDS)

53t	Carson Wentz to DeSean Jackson (9/8/19 vs. Was.)
51t	Carson Wentz to DeSean Jackson (9/8/19 vs. Was.)
45	Carson Wentz to Miles Sanders (10/13/19 at Min.)
43	Carson Wentz to Nelson Agholor (9/15/19 at Atl.)
41	Carson Wentz to Deontay Burnett (12/29/19 at NYG)
40	Carson Wentz to Miles Sanders (9/22/19 vs. Det.)
39	Carson Wentz to Boston Scott (12/29/19 at NYG)
38	Carson Wentz to Greg Ward (12/22/19 vs. Dal.)
38	Carson Wentz to Alshon Jeffery (10/27/19 at Buf.)
36	Carson Wentz to Miles Sanders (10/6/19 vs. NYJ)
33	Carson Wentz to Miles Sanders (9/22/19 vs. Det.)
32t	Carson Wentz to Miles Sanders (10/13/19 at Min.)
30	Carson Wentz to Zach Ertz (12/9/19 vs. NYG)
30	Carson Wentz to J.J. Arcega-Whiteside (11/24/19 vs. Sea.)
30	Carson Wentz to Alshon Jeffery (10/20/19 at Dal.)
29	Carson Wentz to Boston Scott (12/22/19 at NYG)
29	Carson Wentz to Miles Sanders (12/22/19 vs. Dal.)
29	Carson Wentz to J.J. Arcega-Whiteside (11/17/19 vs. NE)
28	Carson Wentz to Dallas Goedert (12/29/19 at NYG)
28	Carson Wentz to Dallas Goedert (12/9/19 vs. NYG)
28t	Carson Wentz to Dallas Goedert (10/20/19 at Dal.)
27	Carson Wentz to J.J. Arcega-Whiteside (12/22/19 vs. Dal.)
27	Carson Wentz to Zach Ertz (12/15/19 at Was.)
27	Carson Wentz to Alshon Jeffery (12/1/19 at Mia.)
26	Carson Wentz to Zach Ertz (9/8/19 vs. Was.)
25	Carson Wentz to Zach Ertz (11/17/19 vs. NE)
25t	Carson Wentz to Zach Ertz (11/3/19 vs. Chi.)
25	Carson Wentz to Miles Sanders (10/27/19 at Buf.)
24t	Carson Wentz to Joshua Perkins (12/29/19 at NYG)
24	Carson Wentz to Miles Sanders (12/22/19 vs. Dal.)
24	Carson Wentz to Zach Ertz (12/9/19 vs. NYG)
24	Carson Wentz to Dallas Goedert (12/1/19 at Mia.)
24	Carson Wentz to Nelson Agholor (12/1/19 at Mia.)
24	Carson Wentz to Zach Ertz (10/20/19 at Dal.)
23	Carson Wentz to Alshon Jeffery (10/13/19 at Min.)
23	Carson Wentz to Nelson Agholor (10/13/19 at Min.)
23	Carson Wentz to Zach Ertz (9/22/19 vs. Det.)
23	Carson Wentz to Zach Ertz (9/22/19 vs. Det.)
22	Carson Wentz to Dallas Goedert (12/22/19 vs. Dal.)
22	Carson Wentz to J.J. Arcega-Whiteside (12/9/19 vs. NYG)
21	Carson Wentz to Dallas Goedert (11/17/19 vs. NE)
21	Carson Wentz to Zach Ertz (11/17/19 vs. NE)
21	Carson Wentz to Dallas Goedert (10/20/19 at Dal.)
21	Carson Wentz to Zach Ertz (10/6/19 vs. NYJ)
20	Carson Wentz to Dallas Goedert (12/15/19 at Was.)
20	Carson Wentz to Alshon Jeffery (12/1/19 at Mia.)
20	Carson Wentz to Nelson Agholor (10/6/19 vs. NYJ)
20t	Carson Wentz to Jordan Howard (9/26/19 at GB)
20	Carson Wentz to Mack Hollins (9/22/19 vs. Det.)
20t	Carson Wentz to Nelson Agholor (9/22/19 vs. Det.)

RUSHING (20+ YARDS)

65t	Miles Sanders (10/27/19 at Buf.)
56	Miles Sanders (12/15/19 at Was.)
38	Miles Sanders (12/22/19 vs. Dal.)
30	Miles Sanders (9/26/19 at GB)
25	Boston Scott (12/9/19 vs. NYG)
21	Miles Sanders (12/29/19 at NYG)
20	Jordan Howard (10/27/19 at Buf.)



OPPONENT 20+ YARD PLAYS

PASSING (20+ YARDS)

75t	Dwayne Haskins to Terry McLaurin (12/15/19 at Was.)
69t	Case Keenum to Terry McLaurin (9/8/19 vs. Was.)
62t	Kirk Cousins to Stefon Diggs (10/13/19 at Min.)
58	Aaron Rodgers to Davante Adams (9/26/19 at GB)
55t	Eli Manning to Darius Slayton (12/9/19 vs. NYG)
54t	Matt Ryan to Julio Jones (9/15/19 at Atl.)
53	Mitchell Trubisky to Taylor Gabriel (11/3/19 vs. Chi.)
51t	Kirk Cousins to Stefon Diggs (10/13/19 at Min.)
48t	Case Keenum to Vernon Davis (9/8/19 vs. Was.)
44	Dak Prescott to Amari Cooper (10/20/19 at Dal.)
43t	Ryan Fitzpatrick to DeVante Parker (12/1/19 at Mia.)
42	Eli Manning to Darius Slayton (12/9/19 vs. NYG)
42	Ryan Fitzpatrick to DeVante Parker (12/1/19 at Mia.)
41	Dak Prescott to Michael Gallup (12/22/19 vs. Dal.)
40	Aaron Rodgers to Davante Adams (9/26/19 at GB)
38	Russell Wilson to Tyler Lockett (11/24/19 vs. Sea.)
35t	Eli Manning to Darius Slayton (12/9/19 vs. NYG)
34	Ryan Fitzpatrick to DeVante Parker (12/1/19 at Mia.)
34t	Matt Ryan to Calvin Ridley (9/15/19 at Atl.)
33	Daniel Jones to Darius Slayton (12/29/19 at NYG)
33t	Russell Wilson to Malik Turner (11/24/19 vs. Sea.)
31	Russell Wilson to David Moore (11/24/19 vs. Sea.)
31	Aaron Rodgers to Geronimo Allison (9/26/19 at GB)
30	Tom Brady to Rex Burkhead (11/17/19 vs. NE)
30	Mitchell Trubisky to David Montgomery (11/3/19 vs. Chi.)
29	Kirk Cousins to Irv Smith Jr. (10/13/19 at Min.)
28t	Josh Allen to Devin Singletary (10/27/19 at Buf.)
28	Dak Prescott to Amari Cooper (10/20/19 at Dal.)
28	Matt Ryan to Devonta Freeman (9/15/19 at Atl.)
27	Matthew Stafford to Marvin Jones (9/22/19 vs. Det.)
27	Matt Ryan to Julio Jones (9/15/19 at Atl.)
26	Aaron Rodgers to Marquez Valdes-Scantling (9/26/19 at GB)
25	Daniel Jones to Kaden Smith (12/29/19 at NYG)
24	Josh Allen to John Brown (10/27/19 at Buf.)
22	Dwayne Haskins to Terry McLaurin (12/15/19 at Was.)
22	Tom Brady to Ben Watson (11/17/19 vs. NE)
22	Matthew Stafford to Danny Amendola (9/22/19 vs. Det.)
22	Case Keenum to Terry McLaurin (9/8/19 vs. Was.)
21	Dak Prescott to Randall Cobb (12/22/19 vs. Dal.)
21	Ryan Fitzpatrick to Mike Gesicki (12/1/19 at Mia.)
21	Ryan Fitzpatrick to Mike Gesicki (12/1/19 at Mia.)
21	Russell Wilson to Jacob Hollister (11/24/19 vs. Sea.)
21	Josh Allen Cole Beasley (10/27/19 at Buf.)
21	Case Keenum to Kelvin Harmon (9/8/19 vs. Was.)
20t	Daniel Jones to Golden Tate (12/29/19 at NYG)
20	Daniel Jones to Golden Tate (12/29/19 at NYG)
20	Daniel Jones to Golden Tate (12/29/19 at NYG)
20	Josh Allen to Tyler Kroft (10/27/19 at Buf.)
20	Kirk Cousins to Adam Thielen (10/13/19 at Min.)
20	Matthew Stafford to Marvin Jones (9/22/19 vs. Det.)

RUSHING (20+ YARDS)

68t	Saquon Barkley (12/29/19 at NYG)
58t	Rashaad Penny (11/24/19 vs. Sea.)
44	J.D. McKissic (9/22/19 vs. Det.)
35	Alexander Mattison (10/13/19 at Min.)
28	Albert Wilson (12/1/19 at Mia.)
28	Ito Smith (9/15/19 at Atl.)
26	Rashaad Penny (11/24/19 vs. Sea.)
23	Dwayne Haskins (12/15/19 at Was.)
22	Josh Allen (10/27/19 at Buf.)
21	Rashaad Penny (11/24/19 vs. Sea.)
20t	Tavon Austin (10/20/19 at Dal.)

POSTSEASON STATISTICS 2019



POSTSEASON RESULTS (0-1)

DATE	OPPONENT	RESULT	SCORE	ATTENDANCE
January 5	Seattle Seahawks	L	9-17	69,796

TEAM STATISTICS

	EAGLES	SEAHAWKS
TOTAL FIRST DOWNS	20	16
RUSHING	7	4
PASSING	9	10
PENALTY	4	2
3RD DOWN: MADE/ATTEMPTS	3/11	8/15
3RD DOWN PERCENTAGE	27.3%	53.3%
4TH DOWN: MADE/ATTEMPTS	0/2	0/0
4TH DOWN PERCENTAGE	0.0%	0.0%
POSSESSION AVERAGE	33:15	26:45
TOTAL NET YARDS	282	382
AVERAGE PER GAME	282.0	382.0
TOTAL PLAYS	61	57
AVERAGE PER PLAY	4.6	6.7
NET YARDS RUSHING	120	64
AVERAGE PER GAME	120.0	64.0
TOTAL RUSHES	26	26
NET YARDS PASSING	162	318
AVERAGE PER GAME	162.0	318.0
SACKED/YARDS LOST	7/15	1/7
GROSS YARDS	177	325
ATTEMPTS/COMPLETIONS	28/19	30/18
COMPLETION PERCENTAGE	67.9%	60.0%
HAD INTERCEPTED	0	0
PUNTS/AVERAGE	3/45.3	4/41.0
NET PUNTING AVERAGE	43.7	41.0
PENALTIES/YARDS	7/45	11/114
FUMBLES/BALL LOST	3/0	2/0
TOUCHDOWNS	0	2
RUSHING	0	1
PASSING	0	1
RETURNS	0	0

POSTSEASON STATISTICS 2019



PASSING

PLAYER	ATT	CMP	YDS	PCT	Y/A	TD	TD%	INT	INT%	LG	SACK	LOST	RATE
Josh McCown	24	18	174	75.0	7.2	0	0.0	0	0.0	32	6	14	94.8
Carson Wentz	4	1	3	25.0	0.8	0	0.0	0	0.0	3	1	1	39.6
EAGLES	28	19	177	67.9	6.3	0	0.0	0	0.0	32	7	15	85.0
SEAHAWKS	30	18	325	60.0	10.8	1	3.3	0	0.0	53t	1	7	108.3

RUSHING

PLAYER	ATT	YDS	AVG	LG	TD
Miles Sanders	14	69	4.9	18	0
Boston Scott	6	25	4.2	15	0
Josh McCown	5	23	4.6	11	0
Greg Ward	1	3	3.0	3	0
EAGLES	26	120	4.6	18	0
SEAHAWKS	26	64	2.5	22	1

RECEIVING

PLAYER	REC	YDS	AVG	LG	TD
Dallas Goedert	7	73	10.4	17	0
Greg Ward	3	24	8.0	16	0
Boston Scott	3	23	7.7	21	0
Miles Sanders	3	8	2.7	7	0
Zach Ertz	2	44	22.0	32	0
Deontay Burnett	1	5	5.0	5	0
EAGLES	19	177	9.3	32	0
SEAHAWKS	18	325	18.1	53t	1

FIELD GOALS

PLAYER	1-19	20-29	30-39	40-49	50+	TOTAL
Jake Elliott	0/0	1/1	1/1	1/1	0/0	3/3
EAGLES	0/0	1/1	1/1	1/1	0/0	3/3
SEAHAWKS	0/0	0/0	0/1	1/1	0/0	1/2

PUNTING

PLAYER	NO	YDS	AVG	NET	TB	IN 20	LG	BLK
Cameron Johnston	3	136	45.3	43.7	0	1	46	0
EAGLES	3	136	45.3	43.7	0	1	46	0
SEAHAWKS	4	164	41.0	41.0	0	2	44	0

KICKOFF RETURNS

PLAYER	NO	YDS	AVG	LG	TD
Boston Scott	1	24	24.0	24	0
EAGLES	1	24	24.0	24	0
SEAHAWKS	3	60	20.0	27	0

PUNT RETURNS

PLAYER	NO	FC	YDS	AVG	LG	TD
Greg Ward	0	3	0	---	--	0
EAGLES	0	3	0	---	--	0
SEAHAWKS	1	2	5	5.0	5	0

POSTSEASON STATISTICS 2019



SCORING

PLAYER	TD	RUSH	REC	RET	PAT	FG	2 PT	SAF	PTS
Jake Elliott	0	0	0	0	0/0	3/3	0	---	9
EAGLES	0	0	0	0	0/0	3/3	0	0	9
SEAHAWKS	2	1	1	0	2/2	1/2	0	0	17

SCORE BY QUARTERS

	Q1	Q2	Q3	Q4	OT	TOTAL
EAGLES	0	3	6	0	0	9
SEAHAWKS	3	7	7	0	0	17

DEFENSE

PLAYER	TOTAL	SOLO	ASST	TFL	SACKS	QPH	INT	PD	FF	FR
Malcolm Jenkins	10	7	3	1	1.0	3	0	0	0	0
Nigel Bradham	7	6	1	0	0.0	0	0	0	0	0
Fletcher Cox	6	5	1	3	0.0	4	0	0	1	0
Nathan Gerry	6	4	2	0	0.0	1	0	0	0	0
Cre'Von LeBlanc	4	3	1	0	0.0	1	0	2	0	0
Avonte Maddox	4	3	1	1	0.0	0	0	0	0	0
Jalen Mills	4	3	1	0	0.0	0	0	0	0	0
Rodney McLeod	4	2	2	0	0.0	0	0	0	0	0
Derek Barnett	3	1	2	0	0.0	3	0	0	0	0
Tim Jernigan	3	1	2	0	0.0	0	0	0	0	0
T.J. Edwards	1	1	0	0	0.0	0	0	0	0	0
Vinny Curry	0	0	0	0	0.0	2	0	0	0	0
TOTALS	52	36	16	5	1.0	14	0	2	1	0

SPECIAL TEAMS TACKLES

PLAYER	NO
T.J. Edwards	1
Nathan Gerry	1
Craig James	1
Malcolm Jenkins	1
Duke Riley	1
TOTALS	5

POSTSEASON STATISTICS 2019



RED ZONE DRIVES

	TOTAL	TD	FG	MFG	DOWN	FUM	INT	CLOCK	PTS	TD%	SCORE%
EAGLES	3	0	2	0	1	0	0	0	6	0.0	66.7
SEAHAWKS	2	1	0	1	0	0	0	0	7	50.0	50.0

GOAL-TO-GO DRIVES

	TOTAL	TD	FG	MFG	DOWN	FUM	INT	CLOCK	PTS	TD%	SCORE%
EAGLES	1	0	1	0	0	0	0	0	3	0.0	100.0
SEAHAWKS	1	1	0	0	0	0	0	0	7	100.0	100.0

LONGEST DRIVES

	EAGLES	SEAHAWKS
MOST PLAYS	13 vs. Sea. (1/5/20) 13-64 (5:53), FG	10 vs. Sea. (1/5/20) 10-46 (4:48), FG
MOST YARDS	67 vs. Sea. (1/5/20) 7-67 (4:24), FG	82 vs. Sea. (1/5/20) 9-82 (1:47), TD
MOST TIME	5:57 vs. Sea. (1/5/20) 11-55 (5:57), FG	5:36 vs. Sea. (1/5/20) 9-27 (5:36), Punt

LONGEST TOUCHDOWN DRIVES

	EAGLES	SEAHAWKS
MOST PLAYS	---	9 vs. Sea. (1/5/20) 9-82 (1:47)
MOST YARDS	---	82 vs. Sea. (1/5/20) 9-82 (1:47)
MOST TIME	---	1:50 vs. Sea. (1/5/20) 5-81 (1:50)

REPLAY CHALLENGES - SEAHAWKS (1 CHALLENGE, 1 OVERTURNED)

GAME-BY-GAME OFFENSE

GAME	SCORE				1ST DOWN				3RD DOWN		4TH DOWN		NET YARDS			TO	PEN	PEN YDS	TOP
	PTS	OPP PTS	DIFF	OT	TOTAL	RUSH	PASS	PEN	CONV	ATT	CONV	ATT	TOTAL	RUSH	PASS				
Jan 5 Sea	9	17	-8	---	20	7	9	4	3	11	0	2	282	120	162	0	7	45	33:15
TOTALS	9	17	-8	---	20	7	9	4	3	11	0	2	282	120	162	0	7	45	33:15

GAME-BY-GAME DEFENSE

GAME	SCORE				1ST DOWN				3RD DOWN		4TH DOWN		NET YARDS			TO	PEN	PEN YDS	TOP
	PTS	OPP PTS	DIFF	OT	TOTAL	RUSH	PASS	PEN	CONV	ATT	CONV	ATT	TOTAL	RUSH	PASS				
Jan 5 Sea	17	9	8	---	16	4	10	2	8	15	0	0	382	64	318	0	11	114	26:45
TOTALS	17	9	8	---	16	4	10	2	8	15	0	0	382	64	318	0	11	114	26:45

POSTSEASON STATISTICS 2019



EAGLES GAME-BY-GAME LEADERS

GAME		PASS YARDS	RUSH YARDS	RECEPTIONS	REC YARDS	TOUCHDOWNS	TACKLES	SACKS
Jan 5	Sea	J. McCown - 174	M. Sanders - 69	D. Goedert - 7	D. Goedert - 73	---	M. Jenkins - 10	M. Jenkins - 1.0

SEAHAWKS GAME-BY-GAME LEADERS

GAME		PASS YARDS	RUSH YARDS	RECEPTIONS	REC YARDS	TOUCHDOWNS	TACKLES	SACKS
Jan 5	Sea	R. Wilson - 325	R. Wilson - 45	D.K. Metclaf - 7	D.K. Metcalf - 160	Two players - 1	B. McDougald - 11	Q. Jefferson - 2.0

EAGLES DRIVE EFFICIENCY

				DRIVES ENDED BY...											
GAME		QUARTERBACK	DRIVES	TD	FG	MFG	PUNT	DOWN	INT	FUM	SAF	CLOCK	PTS	PTS/DR	DR %
Jan 5	Sea	J. McCown	7	0	3	0	1	2	0	0	0	1	9	1.29	42.9
		C. Wentz	2	0	0	0	2	0	0	0	0	0	0	0.00	0.0
		TOTALS	9	0	3	0	3	2	0	0	0	1	9	1.00	33.3

SEAHAWKS DRIVE EFFICIENCY

			DRIVES ENDED BY...												
GAME		QUARTERBACK	DRIVES	TD	FG	MFG	PUNT	DOWN	INT	FUM	SAF	CLOCK	PTS	PTS/DR	DR %
Jan 5	Sea	R. Wilson	9	2	1	1	4	0	0	0	0	1	17	1.89	33.3
		TOTALS	9	2	1	1	4	0	0	0	0	1	17	1.89	33.3

EAGLES THIRD DOWNS

GAME		1	2	3	4	5	6	7	8	9	10+	TOTAL
Jan 5	Sea	1-1	0-0	1-2	0-0	0-0	0-1	1-1	0-1	0-1	0-4	3-11
TOTALS		1-1	0-0	1-2	0-0	0-0	0-1	1-1	0-1	0-1	0-4	3-11
		(100.0%)	---	(50.0%)	---	---	(0.0%)	(100.0%)	(0.0%)	(0.0%)	(0.0%)	(27.3%)

SEAHAWKS THIRD DOWNS

GAME		1	2	3	4	5	6	7	8	9	10+	TOTAL
Jan 5	Sea	1-1	1-2	0-0	1-2	0-0	0-0	0-0	0-1	0-1	5-8	8-15
TOTALS		1-1	1-2	0-0	1-2	0-0	0-0	0-0	0-1	0-1	5-8	8-15
		(100.0%)	(50.0%)	---	(50.0%)	---	---	---	(0.0%)	(0.0%)	(62.5%)	(53.3%)

EAGLES 20+ YARD PLAYS

PASSING (20+ YARDS)

32	Josh McCown to Zach Ertz (1/5/20 vs. Sea.)
21	Josh McCown to Boston Scott (1/5/20 vs. Sea.)

RUSHING (20+ YARDS)

22	Russell Wilson (1/5/20 vs. Sea.)
----	----------------------------------

SEAHAWKS 20+ YARD PLAYS

PASSING (20+ YARDS)

53t	Russell Wilson to D.K. Metcalf (1/5/20 vs. Sea.)
38	Russell Wilson to David Moore (1/5/20 vs. Sea.)
36	Russell Wilson to D.K. Metcalf (1/5/20 vs. Sea.)
29	Russell Wilson to Tyler Lockett (1/5/20 vs. Sea.)
26	Russell Wilson to D.K. Metcalf (1/5/20 vs. Sea.)
24	Russell Wilson to D.K. Metcalf (1/5/20 vs. Sea.)
20	Russell Wilson to Marshawn Lynch (1/5/20 vs. Sea.)

RUSHING (20+ YARDS)

22	Russell Wilson (1/5/20 vs. Sea.)
----	----------------------------------



RECORD BOOK



FRONT OFFICE & COACHING STAFF

PLAYER BIOS

2019 EAGLES STATS

RECORD BOOK

ALL-TIME RESULTS

ALL-TIME ROSTERS

HONORS & HISTORY

YEAR-BY-YEAR STATS

OFF THE FIELD

SERVICE RECORDS




MOST SEASONS PLAYED

Rk	Player	Seasons
1.	Chuck Bednarik (C/LB) (1949-62).....	14
2t.	Brian Dawkins (S) (1996-2008).....	13
	Harold Carmichael (WR) (1971-83).....	13
	Frank "Bucko" Kilroy (OL/DL) (1943-55).....	13
	Vic Sears (DT) (1941-53).....	13
6t.	David Akers (K) (1999-2010).....	12
	Jerry Sisemore (T) (1973-84).....	12
	Bobby Walston (K/WR) (1951-62).....	12

MOST GAMES PLAYED

Rk	Player	Games
1.	David Akers (K) (1999-2010).....	188
2.	Brian Dawkins (S) (1996-2008).....	183
3.	Harold Carmichael (WR) (1971-83).....	180
4.	Brent Celek (TE) (2007-17).....	175
5.	Chuck Bednarik (C/LB) (1949-62).....	169
6.	Tra Thomas (T) (1998-2008).....	166
7.	Jon Dorenbos (LS) (2006-16).....	162
8.	Randy Logan (S) (1973-83).....	159
9.	Guy Morriss (C) (1973-83).....	158
10.	Jerry Sisemore (T) (1973-84).....	156
11.	Trent Cole (DE/LB) (2005-14).....	155
12t.	Donovan McNabb (QB) (1999-2009).....	148
	Ken Clarke (DT) (1978-87).....	148
	Bobby Walston (K/WR) (1951-62).....	148
15.	Jon Runyan (T) (2000-08).....	144
16.	Brandon Graham (DE) (2010-).....	143
17.	Ron Jaworski (QB) (1977-86).....	142
18t.	Jason Peters (T) (2009-).....	140
	William Thomas (LB) (1991-99).....	140
20t.	Andre Waters (S) (1984-93).....	137
	Wes Hopkins (S) (1983-93).....	137



CHUCK BEDNARIK

MOST CONSECUTIVE GAMES PLAYED

Rk	Player	Games
1t.	Jon Dorenbos (LS) (2006-16).....	162
	Harold Carmichael (WR) (1971-83).....	162
3.	Randy Logan (S) (1973-83).....	159
4.	Bobby Walston (K/WR) (1951-62).....	148
5.	Jon Runyan (T) (2000-08).....	144
6.	Ken Clarke (DT) (1977-87).....	139
7.	Herman Edwards (DB) (1977-85).....	135
8.	Frank LeMaster (LB) (1974-82).....	129
9.	Sheldon Brown (CB) (2002-09).....	128
10.	Jerry Sisemore (T) (1974-82).....	127

MOST GAMES PLAYED BY POSITION

QUARTERBACK

Rk	Player	Games
1.	Donovan McNabb (1999-2009).....	148
2.	Ron Jaworski (1977-86).....	142
3.	Randall Cunningham (1985-95).....	122
4.	Norm Snead (1964-70).....	85
5.	Sonny Jurgensen (1957-63).....	83

OFFENSIVE LINE

Rk	Player	Games
1.	Chuck Bednarik (1949-62).....	169
2.	Tra Thomas (1998-2008).....	166
3.	Guy Morriss (1973-83).....	158
4.	Jerry Sisemore (1973-84).....	156
5.	Jon Runyan (2000-08).....	144

SECONDARY

Rk	Player	Games
1.	Brian Dawkins (1996-2008).....	183
2.	Randy Logan (1973-83).....	159
3t.	Andre Waters (1984-93).....	137
	Wes Hopkins (1983-93).....	137
5.	Herman Edwards (1977-85).....	135

RUNNING BACK

Rk	Player	Games
1.	Tom Woodeshick (1963-71).....	111
2.	Brian Westbrook (2002-09).....	107
3.	Keith Byars (1986-92).....	105
4.	Wilbert Montgomery (1977-84).....	100
5.	Duce Staley (1997-2003).....	98

DEFENSIVE LINE

Rk	Player	Games
1.	Trent Cole (2005-14).....	155
2.	Ken Clarke (1978-87).....	148
3.	Brandon Graham (2010-).....	143
4.	Vic Sears (1941-53).....	131
5.	Hollis Thomas (1996-2005).....	126

KICKER

Rk	Player	Games
1.	David Akers (1999-2010).....	188
2.	Bobby Walston (1951-62).....	148
3.	Sam Baker (1964-69).....	82
4.	Tony Franklin (1979-83).....	73
5.	Paul McFadden (1984-87).....	60

WIDE RECEIVER/TIGHT END

Rk	Player	Games
1.	Harold Carmichael (1971-83).....	180
2.	Brent Celek (2007-17).....	175
3.	Bobby Walston (1951-62).....	148
4.	Pete Retzlaff (1956-66).....	132
5.	Charles Smith (1974-81).....	118

LINEBACKER

Rk	Player	Games
1.	Chuck Bednarik (1949-62).....	169
2.	William Thomas (1991-99).....	140
3.	John Bunting (1972-82).....	132
4.	Frank LeMaster (1974-82).....	129
5.	Seth Joyner (1986-93).....	120

PUNTER

Rk	Player	Games
1.	Donnie Jones (2013-17).....	80
2.	Max Runager (1979-83, '89).....	72
3.	Sean Landeta (1999-2002, '05).....	65
4t.	Sav Rocca (2007-10).....	64
	Jeff Feagles (1990-93).....	64
	Tom Hutton (1995-98).....	64

SCORING RECORDS CAREER



MOST POINTS

Rk	Player	G	TD	XPM	XPA	FGM	FGA	2PT	Pts
1.	David Akers (1999-2010)	188	0	441	447	294	357	0	1,323
2.	Bobby Walston (WR/K) (1951-62)	148	46	365	383	80	157	0	881
3.	Sam Baker (1964-69)	82	0	205	213	90	153	0	475
4.	Harold Carmichael (WR) (1971-83)	180	79	0	0	0	0	0	474
5.	Steve Van Buren (B) (1944-51)	83	77	2	2	0	0	0	464
6.	Tony Franklin (1979-83)	73	0	172	182	80	128	0	412
7.	Brian Westbrook (RB) (2002-09)	107	68	0	0	0	0	1	410
8.	Tommy McDonald (FL) (1957-63)	88	67	0	0	0	0	0	402
9.	Paul McFadden (1984-87)	60	0	117	119	91	124	0	390
10.	Roger Ruzek (1989-93)	58	0	139	151	81	108	0	382
11.	Pete Pihos (E) (1947-55)	107	63	0	0	0	0	0	378
12.	Timmy Brown (B) (1960-67)	96	62	0	0	0	0	0	372
13.	Mike Quick (WR) (1982-90)	101	61	0	0	0	0	0	366
14.	Wilbert Montgomery (RB) (1977-84)	100	58	0	0	0	0	0	348
15.	Alex Henery (2011-13)	48	0	116	117	74	86	0	338
16.	Jake Elliott (2017-)	47	0	107	114	74	88	0	329
17.	LeSean McCoy (RB) (2009-14)	90	54	0	0	0	0	1	326
18t.	Tom Dempsey (1971-74)	47	0	84	90	66	108	0	282
	Pete Retzlaff (E) (1956-66)	132	47	0	0	0	0	0	282
20.	DeSean Jackson (WR) (2008-13, '19-)	90	41	0	0	0	0	0	246

TOUCHDOWNS

Rk	Player	TD
1.	Harold Carmichael (WR) (1971-83)	79
2.	Steve Van Buren (B) (1944-51)	77
3.	Brian Westbrook (RB) (2002-09)	68
4.	Tommy McDonald (FL) (1957-63)	67
5.	Pete Pihos (E) (1947-55)	63
6.	Timmy Brown (B) (1960-67)	62
7.	Mike Quick (WR) (1982-90)	61
8.	Wilbert Montgomery (RB) (1977-84)	58
9.	LeSean McCoy (RB) (2009-14)	54
10.	Pete Retzlaff (E) (1956-66)	47

FGS MADE

Rk	Player	FGM
1.	David Akers (1999-2010)	294
2.	Paul McFadden (1984-87)	91
3.	Sam Baker (1964-69)	90
4.	Roger Ruzek (1989-93)	81
5t.	Tony Franklin (1979-83)	80
	Bobby Walston (WR/K) (1951-62)	80
7t.	Jake Elliott (2017-)	74
	Alex Henery (2011-13)	74
9.	Tom Dempsey (1971-74)	66
10.	Caleb Sturgis (2015-17)	56

FG ATTEMPTS

Rk	Player	FGA
1.	David Akers (1999-2010)	357
2.	Bobby Walston (WR/K) (1951-62)	157
3.	Sam Baker (1964-69)	153
4.	Tony Franklin (1979-83)	128
5.	Paul McFadden (1984-87)	124
6t.	Roger Ruzek (1989-93)	108
	Tom Dempsey (1971-74)	108
8.	Jake Elliott (2017-)	88
9.	Alex Henery (2011-13)	86
10.	Caleb Sturgis (2015-17)	66



DAVID AKERS

PATS MADE

Rk	Player	XPM
1.	David Akers (1999-2010)	441
2.	Bobby Walston (WR/K) (1951-62)	365
3.	Sam Baker (1964-69)	205
4.	Tony Franklin (1979-83)	172
5.	Cliff Patton (1946-50)	160
6.	Roger Ruzek (1989-93)	139
7.	Paul McFadden (1984-87)	117
8.	Alex Henery (2011-13)	116
9.	Jake Elliott (2017-)	107
10.	Roy Zimmerman (1943-46)	89

PAT ATTEMPTS

Rk	Player	XPA
1.	David Akers (1999-2010)	447
2.	Bobby Walston (WR/K) (1951-62)	383
3.	Sam Baker (1964-69)	213
4.	Tony Franklin (1979-83)	182
5.	Cliff Patton (1946-50)	166
6.	Roger Ruzek (1989-93)	151
7.	Paul McFadden (1984-87)	119
8.	Alex Henery (2011-13)	117
9.	Jake Elliott (2017-)	114
10.	Roy Zimmerman (1943-46)	98

ALL-TIME SCORING

TDs by rushing.....	1,051	TDs by punt return.....	32
TDs by reception.....	1,662	TDs by fumble return.....	82
TDs by INT return.....	100	TDs by blocked punt.....	11
TDs by kickoff return.....	29	FGs made.....	1,354

SCORING RECORDS SEASON



MOST POINTS

Rk	Player	TD	XPM	XPA	FGM	FGA	2PT	Pts
1.	Cody Parkey (2014)	0	54	54	<u>32</u>	36	0	<u>150</u>
2.	David Akers (2008)	0	45	45	33	40	0	<u>144</u>
3.	David Akers (2010)	0	<u>47</u>	<u>47</u>	32	38	0	143
4.	David Akers (2009)	0	43	45	32	37	0	<u>139</u>
5.	Caleb Sturgis (2016)	0	30	31	35	41	0	<u>135</u>
6.	David Akers (2002)	0	43	43	30	34	0	<u>133</u>
7.	David Akers (2004)	0	41	42	<u>27</u>	<u>32</u>	0	<u>122</u>
8.	David Akers (2000)	0	34	36	29	33	0	<u>121</u>
9.	LeSean McCoy (RB) (2011)	20	0	0	0	0	0	<u>120</u>
10.	Alex Henery (2011)	0	46	46	24	27	0	<u>118</u>

Led NFL Led Conference

TOUCHDOWNS

Rk	Player	TD
1.	LeSean McCoy (2011)	20
2.	Steve Van Buren (1945)	18
3t.	Brian Westbrook (2008)	14
	Terrell Owens (2004)	14
	Wilbert Montgomery (1979)	14
	Steve Van Buren (1947)	14

MOST CONSECUTIVE GAMES WITH A TD

Rk	Player	TD
1.	LeSean McCoy (2011)	9
2.	Steve Van Buren (1947)	8
3t.	5x, last: Ricky Watters (1995)	6

FGS MADE

Rk	Player	FGM
1.	Caleb Sturgis (2016)	35
2.	David Akers (2008)	33
3t.	Cody Parkey (2014)	32
	David Akers (2010)	32
	David Akers (2009)	32

MOST CONSECUTIVE FIELD GOALS MADE

Rk	Player	FG
1.	Alex Henery (2012)	22
2.	Jake Elliott (2018-19) (4 in 2018, 16 in 2019)	20
3.	Caleb Sturgis (2016)	18
4t.	Cody Parkey (2014)	17
	Alex Henery (2011-12) (16 in 2011, 1 in 2012)	17
	David Akers (2009)	17
	David Akers (2001)	17
8t.	David Akers (2008)	15
	David Akers (2004)	15
	Jake Elliott (2018)	13
	David Akers (2003)	13
	David Akers (1999-2000) (1 in 1999, 12 in 2000)	13

FG ATTEMPTS

Rk	Player	FGA
1.	Caleb Sturgis (2016)	41
2t.	David Akers (2008)	40
	Tom Dempsey (1973)	40
4.	David Akers (2010)	38
5t.	David Akers (2009)	37
	Paul McFadden (1984)	37

MOST CONSECUTIVE PATS MADE

Rk	Player	XPM
1.	David Akers (2004-2009)	173
2.	David Akers (2001-04)	153
3.	Cliff Patton (1947-49)	84

PATS MADE

Rk	Player	XPM
1.	Cody Parkey (2014)	54
2.	Cliff Patton (1948)	50
3t.	4x, last: David Akers (2006)	48

PAT ATTEMPTS

Rk	Player	XPA
1.	Cody Parkey (2014)	54
2.	Cliff Patton (1948)	50
3t.	David Akers (2006)	48
	Tony Franklin (1980)	48
5.	David Akers (2010)	47




CODY PARKEY



LONGEST FIELD GOALS

Rk	Player	Lg
1.	Jake Elliott (9/24/17 vs. Giants)	61
2.	Tony Franklin (11/12/79 at Cowboys).....	59
3.	David Akers (9/14/03 vs. Patriots).....	57
4.	Jake Elliott (11/11/18 vs. Cowboys)	56
5.	Caleb Sturgis (10/30/16 at Cowboys).....	55
6t.	Cody Parkey (10/26/14 at Cardinals).....	54
	Tom Dempsey (12/12/71 vs. StL Cardinals).....	54
8t.	Jake Elliott (10/13/19 at Vikings)	53
	Jake Elliott (10/1/17 at L.A. Chargers)	53
	Caleb Sturgis (9/19/16 at Bears).....	53
	Caleb Sturgis (11/8/15 at Cowboys).....	53
	David Akers (9/30/07 at Giants).....	53
	David Akers (10/24/99 at Dolphins).....	53
	Roger Ruzek (12/9/90 at Dolphins).....	53



JAKE ELLIOTT

MOST POINTS

Rk	Player	Pts
1.	Bobby Walston (WR/K) (10/17/54 at Washington)	25
2t.	Brian Westbrook (RB) (11/27/08 vs. Cardinals)	24
	Irving Fryar (WR) (10/20/96 vs. Dolphins).....	24
	Wilbert Montgomery (RB) (10/7/79 vs. Washington).....	24
	Wilbert Montgomery (RB) (9/10/78 at Washington).....	24
	Ben Hawkins (FL) (9/28/69 vs. Steelers).....	24
	Tommy McDonald (FL) (10/4/59 vs. Giants).....	24
	Clarence Peaks (B) (11/16/58 vs. Chi. Cardinals).....	24

MOST TOUCHDOWNS

Rk	Player	TD
1t.	Brian Westbrook (RB) (11/27/08 vs. Cardinals)	4
	Irving Fryar (WR) (10/20/96 vs. Dolphins).....	4
	Wilbert Montgomery (RB) (10/7/79 vs. Washington).....	4
	Wilbert Montgomery (RB) (9/10/78 at Washington).....	4
	Ben Hawkins (FL) (9/28/69 vs. Steelers).....	4
	Tommy McDonald (FL) (10/4/59 vs. Giants).....	4
	Clarence Peaks (11/16/58 vs. Chi. Cardinals).....	4

MOST FIELD GOALS MADE

Rk	Player	FGM
1.	Tom Dempsey (11/12/72 at Houston Oilers)	6
2t.	Cody Parkey (11/23/14 vs. Titans).....	5
	Alex Henery (10/6/13 at Giants).....	5
	David Akers (11/18/01 at Cowboys)	5
	Gary Anderson (12/22/96 vs. Cardinals).....	5
	Gary Anderson (10/1/95 at Saints)	5

MOST FIELD GOAL ATTEMPTS

Rk	Player	FGA
1t.	Tom Dempsey (11/12/72 at Houston Oilers)	7
	Sam Baker (12/5/65 vs. Cowboys).....	7
3t.	Cody Parkey (11/23/14 vs. Titans).....	6
	David Akers (10/3/04 at Bears).....	6
	Tom Dempsey (10/7/73 at Bills).....	6

PASSING RECORDS CAREER



MOST PASSING YARDS

Rk	Player	G	Att	Cmp	Pct	Yds	Y/A	TD	INT	Lg	Rate
1.	Donovan McNabb (1999-2009)	148	4,746	2,801	59.0	32,873	6.9	216	100	91t	86.5
2.	Ron Jaworski (1977-86)	142	3,918	2,088	53.3	26,963	6.9	175	151	99t	74.0
3.	Randall Cunningham (1985-95)	122	3,362	1,874	55.7	22,877	6.8	150	105	95t	78.7
4.	Norm Snead (1964-70)	85	2,236	1,154	51.6	15,672	7.0	111	124	87t	67.7
5.	Carson Wentz (2016-)	56	2,055	1,311	63.8	14,191	6.9	97	35	73t	92.7
6.	Tommy Thompson (1941-50)	88	1,396	723	51.8	10,240	7.3	90	100	75t	67.4
7.	Michael Vick (2009-13)	54	1,300	773	59.5	9,984	7.7	57	33	91t	87.7
8.	Sonny Jurgensen (1957-63)	83	1,107	602	54.4	9,639	8.7	76	73	84	79.1
9.	Nick Foles (2012-14, '17-18)	40	1,189	748	62.9	8,703	7.3	58	23	83t	93.2
10.	Bobby Thomason (1952-57)	68	1,113	556	50.0	8,124	7.3	57	80	67t	61.2
11.	Norm Van Brocklin (1958-60)	36	998	542	54.3	7,497	7.5	55	51	91t	75.7
12.	Roman Gabriel (1973-77)	53	1,185	661	55.8	7,221	6.1	47	37	80t	74.2
13.	Adrian Burk (1951-56)	70	960	457	47.6	6,203	6.5	55	77	84t	54.4
14.	Rodney Peete (1995-98)	30	756	434	57.4	4,945	6.5	17	27	62	69.8
15.	Ty Detmer (1996-97)	21	645	372	57.7	4,478	6.9	22	19	57	78.2
16.	King Hill (1961-68)	71	635	325	51.2	4,308	6.8	29	51	92t	54.8
17.	Sam Bradford (2015)	14	532	346	65.0	3,725	7.0	19	14	78t	86.4
18.	Roy Zimmerman (1943-46)	41	435	190	43.7	3,219	7.4	30	43	75t	52.7
19.	Mark Sanchez (2014-15)	13	400	257	64.3	3,034	7.6	18	15	72	86.6
20.	Pete Liske (1971-72)	28	407	214	52.6	2,930	7.2	14	22	69t	64.8

ATTEMPTS

Rk	Player	Att
1.	Donovan McNabb (1999-2009)	4,746
2.	Ron Jaworski (1977-86)	3,918
3.	Randall Cunningham (1985-95)	3,362
4.	Norm Snead (1964-70)	2,236
5.	Carson Wentz (2016-)	2,055
6.	Tommy Thompson (1941-50)	1,396
7.	Michael Vick (2009-13)	1,300
8.	Nick Foles (2012-14, '17-18)	1,189
9.	Roman Gabriel (1973-77)	1,185
10.	Bobby Thomason (1952-57)	1,113

COMPLETIONS

Rk	Player	Cmp
1.	Donovan McNabb (1999-2009)	2,801
2.	Ron Jaworski (1977-86)	2,088
3.	Randall Cunningham (1985-95)	1,874
4.	Carson Wentz (2016-)	1,311
5.	Norm Snead (1964-70)	1,154
6.	Michael Vick (2009-13)	773
7.	Nick Foles (2012-14, '17-18)	748
8.	Tommy Thompson (1941-50)	723
9.	Roman Gabriel (1973-77)	661
10.	Sonny Jurgensen (1957-63)	602

COMPLETION %

Rk	Player	Pct
1.	Sam Bradford (2015)	65.0
2.	Carson Wentz (2016-)	63.8
3.	Nick Foles (2012-14, '17-18)	62.9
4.	Michael Vick (2009-13)	59.5
5.	Donovan McNabb (1999-2009)	59.0
6.	Ty Detmer (1996-97)	57.7
7.	Rodney Peete (1995-98)	57.4
8.	Roman Gabriel (1973-77)	55.8
9.	Randall Cunningham (1985-95)	55.7
10.	Sonny Jurgensen (1957-63)	54.4

YARDS/ATTEMPT

Rk	Player	Y/A
1.	Sonny Jurgensen (1957-63)	8.7
2.	Michael Vick (2009-13)	7.7
3.	Norm Van Brocklin (1958-60)	7.5
4.	Tommy Thompson (1941-50)	7.3
5.	Nick Foles (2012-14, '17-18)	7.3
6.	Bobby Thomason (1952-57)	7.3
7.	Norm Snead (1964-70)	7.0
8.	Sam Bradford (2015)	7.0
9.	Ty Detmer (1996-97)	6.9
10.	Donovan McNabb (1999-2009)	6.9

TOUCHDOWNS

Rk	Player	TD
1.	Donovan McNabb (1999-2009)	216
2.	Ron Jaworski (1977-86)	175
3.	Randall Cunningham (1985-95)	150
4.	Norm Snead (1964-70)	111
5.	Carson Wentz (2016-)	97
6.	Tommy Thompson (1941-50)	90
7.	Sonny Jurgensen (1957-63)	76
8.	Nick Foles (2012-14, '17-18)	58
9t.	Michael Vick (2009-13)	57
	Bobby Thomason (1952-57)	57

TOUCHDOWN %

Rk	Player	TD%
1.	Sonny Jurgensen (1957-63)	6.9
2.	Tommy Thompson (1941-50)	6.4
3.	Adrian Burk (1951-56)	5.7
4.	Norm Van Brocklin (1958-60)	5.5
5.	Bobby Thomason (1952-57)	5.1
6.	Norm Snead (1964-70)	5.0
7.	Nick Foles (2012-14, '17-18)	4.9
8.	Carson Wentz (2016-)	4.7
9.	King Hill (1961-68)	4.6
10.	Donovan McNabb (1999-2009)	4.6

INTERCEPTIONS

Rk	Player	INT
1.	Ron Jaworski (1977-86)	151
2.	Norm Snead (1964-70)	124
3.	Randall Cunningham (1985-95)	105
4t.	Donovan McNabb (1999-2009)	100
	Tommy Thompson (1941-50)	100
6.	Bobby Thomason (1952-57)	80
7.	Adrian Burk (1951-56)	77
8.	Sonny Jurgensen (1957-63)	73
9t.	King Hill (1961-68)	51
	Norm Van Brocklin (1958-60)	51

INTERCEPTION %

Rk	Player	INT%
1.	Carson Wentz (2016-)	1.7
2.	Nick Foles (2012-14, '17-18)	1.9
3.	Donovan McNabb (1999-2009)	2.1
4.	Michael Vick (2009-13)	2.5
5.	Sam Bradford (2015)	2.6
6.	Ty Detmer (1996-97)	3.0
7.	Roman Gabriel (1973-77)	3.1
8.	Randall Cunningham (1985-95)	3.1
9.	Rodney Peete (1995-98)	3.6
10.	Ron Jaworski (1977-86)	3.9

PASSER RATING

Rk	Player	Rate
1.	Nick Foles (2012-14, '17-18)	93.2
2.	Carson Wentz (2016-)	92.7
3.	Michael Vick (2009-13)	87.7
4.	Donovan McNabb (1999-2009)	86.5
5.	Sam Bradford (2015)	86.4
6.	Sonny Jurgensen (1957-63)	79.1
7.	Randall Cunningham (1985-95)	78.7
8.	Ty Detmer (1996-97)	78.2
9.	Norm Van Brocklin (1958-60)	75.7
10.	Roman Gabriel (1973-77)	74.2

PASSING RECORDS SEASON



MOST PASSING YARDS

Rk	Player	Att	Cmp	Pct	Yds	Y/A	TD	INT	Lg	Rate
1.	Carson Wentz (2019)	607	388	63.9	4,039	6.7	27	7	53t	93.1
2.	Donovan McNabb (2008)	571	345	60.4	3,916	6.9	23	11	90t	86.4
3.	Donovan McNabb (2004)	469	300	64.0	3,875	8.3	31	8	80	104.7
4.	Randall Cunningham (1988)	560	301	53.8	3,808	6.8	24	16	80t	77.6
5.	Carson Wentz (2016) *rookie*	607	379	62.4	3,782	6.2	16	14	73t	79.3
6.	Sam Bradford (2015)	532	346	65.0	3,725	7.0	19	14	78t	86.4
7.	Sonny Jurgensen (1961)	416	235	56.5	3,723	9.0	32	24	69	88.1
8.	Donovan McNabb (2009)	443	267	60.3	3,553	8.0	22	10	60t	92.9
9.	Ron Jaworski (1980)	451	257	57.0	3,529	7.8	27	12	56t	91.0
10.	Randall Cunningham (1990)	465	271	58.3	3,466	7.5	30	13	95t	91.6

Led NFL Led Conference

ATTEMPTS

Rk	Player	Att
1t.	Carson Wentz (2019)	607
	Carson Wentz (2016)	607
3.	Donovan McNabb (2008)	571
4.	Donovan McNabb (2000)	569
5.	Randall Cunningham (1988)	560

COMPLETIONS

Rk	Player	Cmp
1.	Carson Wentz (2019)	388
2.	Carson Wentz (2016)	379
3.	Sam Bradford (2015)	346
4.	Donovan McNabb (2008)	345
5.	Donovan McNabb (2000)	330

COMPLETION %

Rk	Player	Pct
1.	Carson Wentz (2018)	69.6
2.	Sam Bradford (2015)	65.0
3.	Mark Sanchez (2014)	64.1
4.	Nick Foles (2013)	64.0
5.	Donovan McNabb (2004)	64.0

YARDS/ATTEMPT

Rk	Player	Y/A
1.	Nick Foles (2013)	9.1
2.	Sonny Jurgensen (1961)	9.0
3.	Sonny Jurgensen (1962)	8.9
4.	Norm Van Brocklin (1960)	8.7
5.	Donovan McNabb (2006)	8.4

TOUCHDOWNS

Rk	Player	TD
1.	Carson Wentz (2017)	33
2.	Sonny Jurgensen (1961)	32
3.	Donovan McNabb (2004)	31
4.	Randall Cunningham (1990)	30
5.	Norm Snead (1967)	29

TOUCHDOWN %

Rk	Player	TD%
1.	Nick Foles (2013)	8.5
2.	Norm Van Brocklin (1960)	8.5
3.	Sonny Jurgensen (1961)	7.7
4.	Carson Wentz (2017)	7.5
5.	Bobby Thomason (1953)	6.9

FEWEST INTERCEPTIONS

Rk	Player	INT
1.	Nick Foles (2013)	2
2t.	Nick Foles (2012)	5
	Bubby Brister (1993)	5
4t.	Michael Vick (2010)	6
	Donovan McNabb (2006)	6
	Donovan McNabb (2002)	6

INTERCEPTION %

Rk	Player	INT%
1.	Nick Foles (2013)	0.6
2.	Carson Wentz (2019)	1.2
3.	Donovan McNabb (2007)	1.5
4.	Carson Wentz (2017)	1.6
5.	Michael Vick (2010)	1.6

PASSER RATING

Rk	Player	Rate
1.	Nick Foles (2013)	119.2
2.	Donovan McNabb (2004)	104.7
3.	Carson Wentz (2018)	102.2
4.	Carson Wentz (2017)	101.9
5.	Michael Vick (2010)	100.2

LONGEST PASSING PLAYS

Rk	Player	Yds
1.	Ron Jaworski to Mike Quick (11/10/1985 vs. Falcons)	99t
2.	Randall Cunningham to Fred Barnett (12/2/1990 at Bills)	95t
3.	Randall Cunningham to Herschel Walker (9/4/1994 at Giants)	93
4.	King Hill to Ben Hawkins (9/22/1968 vs. Giants)	92t
5t.	Michael Vick to DeSean Jackson (12/12/2010 at Cowboys)	91t
	Donovan McNabb to Terrell Owens (10/30/2005 at Broncos)	91t
	Norm Van Brocklin to T. McDonald (10/5/1958 vs. Giants)	91t
8t.	Donovan McNabb to Hank Baskett (9/7/2008 vs. Rams)	90t
	Ron Jaworski to Mike Quick (10/28/1984 vs. StL Cardinals)	90t
10.	A.J. Feeley to Hank Baskett (12/31/2006 vs. Falcons)	89t

NFL Record (tied with 12 others)

MOST CONSECUTIVE COMPLETIONS

Rk	Player	Cmp
1.	Nick Foles (12/30/18 at Washington)	25
2.	Donovan McNabb (Last 10: 11/28/04 at Giants, First 14: 12/5/04 vs. Packers)	24
3.	Donovan McNabb (9/23/07 vs. Lions)	18
4t.	Carson Wentz (12/15/19 at Washington)	15
	Carson Wentz (10/21/18 vs. Panthers)	15
	Donovan McNabb (9/21/08 vs. Steelers)	15

NFL Record (tied with two others) Most consecutive completions to start a game



MOST PASSING YARDS

Rk	Player	Yds
1.	Nick Foles (12/23/18 vs. Texans).....	471
2.	Donovan McNabb (12/5/04 vs. Packers).....	464
3.	Donovan McNabb (11/15/09 at Chargers).....	450
4.	Randall Cunningham (9/17/89 at Washington).....	447
5.	Bobby Thomason (11/8/53 vs. Giants).....	437
6.	Sonny Jurgensen (10/29/61 at Washington).....	436
7t.	Nick Foles (12/15/13 at Vikings).....	428
	Michael Vick (9/15/13 vs. Chargers).....	428
9.	Sonny Jurgensen (12/16/62 at Rams).....	419
10.	Michael Vick (10/2/11 vs. 49ers).....	416
11.	Nick Foles (10/26/14 at Cardinals).....	411
12.	Nick Foles (11/3/13 at Raiders).....	406
13.	Sonny Jurgensen (12/17/61 at Lions).....	403
14.	Randall Cunningham (10/2/89 at Bears).....	401
15.	Vince Young (11/27/11 vs. Patriots).....	400

MOST ATTEMPTS

Rk	Player	Att
1t.	Nick Foles (10/26/14 at Cardinals).....	62
	Randall Cunningham (10/2/89 at Bears).....	62
3.	Carson Wentz (12/4/16 at Bengals).....	60
4.	Donovan McNabb (11/16/08 at Bengals).....	58
5.	Sonny Jurgensen (9/23/62 vs. Giants).....	57

MOST COMPLETIONS

Rk	Player	Cmp
1t.	Sam Bradford (12/26/15 vs. Washington).....	37
	Mark Sanchez (12/20/14 at Washington).....	37
3t.	Carson Wentz (12/4/16 at Bengals).....	36
	Sam Bradford (9/14/15 at Falcons).....	36
	Nick Foles (10/26/14 at Cardinals).....	36

COMPLETION PERCENTAGE

Rk	Player	Pct
1.	Nick Foles (12/30/18 at Washington).....	84.9
2.	Nick Foles (12/22/13 vs. Bears).....	84.0
3.	Rodney Peete (9/15/96 vs. Lions).....	83.3
4t.	Nate Sudfeld (12/31/17 vs. Cowboys).....	82.6
	Jeff Garcia (11/26/06 at Colts).....	82.6

YARDS PER ATTEMPT

Rk	Player	Y/A
1.	Sonny Jurgensen (11/25/62 vs. Cowboys).....	16.3
2.	Sonny Jurgensen (11/26/61 vs. Cowboys).....	15.3
3.	Donovan McNabb (9/23/07 vs. Lions).....	14.7
4.	Nick Foles (11/3/13 at Raiders).....	14.5
5.	Randall Cunningham (10/24/94 vs. Texans).....	12.9

MOST INTERCEPTIONS

Rk	Player	INT
1t.	Pete Liske (9/26/71 vs. Cowboys).....	6
	Bobby Thomason (10/21/56 vs. Chi. Cardinals).....	6

PASSER RATING

Rk	Player	Rate
1t.	Nick Foles (11/3/13 at Raiders).....	158.3
	Donovan McNabb (9/23/07 vs. Lions).....	158.3
3.	Donovan McNabb (10/11/09 vs. Buccaneers).....	157.2
4.	Randall Cunningham (9/13/92 at Phoenix Cardinals).....	156.6
5.	Donovan McNabb (9/18/05 vs. 49ers).....	155.4

MOST TOUCHDOWNS

Rk	Player	TD
1t.	Nick Foles (11/3/13 at Raiders).....	7
	Adrian Burk (10/17/54 at Washington).....	7
3t.	Donovan McNabb (9/18/05 vs. 49ers).....	5
	Donovan McNabb (12/5/04 vs. Packers).....	5
	Randall Cunningham (9/17/89 at Washington).....	5
	Norm Snead (9/28/69 vs. Steelers).....	5
	Sonny Jurgensen (12/16/62 at StL Cardinals).....	5
	Sonny Jurgensen (11/26/61 vs. Cowboys).....	5
	Adrian Burk (11/28/54 vs. Washington).....	5

NFL Record (tied with seven others)

400+ PASSING YARDS

400+ YARD PASSING GAMES, Career

Rk	Player	Total
1.	Nick Foles (2012-14, '17-18).....	4
2t.	Michael Vick (2009-13).....	3
	Randall Cunningham (1985-95).....	3
	Sonny Jurgensen (1957-63).....	3
5.	Donovan McNabb (1999-2009).....	2

Includes playoff games

400+ YARD PASSING GAMES, Season

Rk	Player	Total
1.	Nick Foles (2013).....	2
	Randall Cunningham (1989).....	2
	Sonny Jurgensen (1961).....	2

Regular season only

300+ PASSING YARDS

300+ YARD PASSING GAMES, Career

Rk	Player	Total
1.	Donovan McNabb (1999-2009).....	30
2.	Carson Wentz (2016-).....	18
3.	Randall Cunningham (1985-95).....	13
4t.	Nick Foles (2012-14, '17-18).....	12
	Ron Jaworski (1977-86).....	12

Includes playoff games

300+ YARD PASSING GAMES, Season

Rk	Player	Total
1t.	Carson Wentz (2019).....	5
	Carson Wentz (2018).....	5
	Sam Bradford (2015).....	5
	Donovan McNabb (2004).....	5
	Sonny Jurgensen (1961).....	5

Regular season only

CONSECUTIVE 300+ YARD PASSING GAMES

Rk	Player	Total
1t.	Sam Bradford (2015).....	3
	Mark Sanchez (2014).....	3
	Nick Foles (2014).....	3
	Michael Vick (2011-12).....	3
	Donovan McNabb (2005).....	3

Regular season only

RUSHING RECORDS CAREER



MOST RUSHING YARDS

Rk	Player	G	Att	Yds	Avg	Lg	TD
1.	LeSean McCoy (2009-14)	90	1,461	6,792	4.6	66t	44
2.	Wilbert Montgomery (1977-84)	100	1,465	6,538	4.5	90t	45
3.	Brian Westbrook (2002-09)	107	1,308	5,995	4.6	71t	37
4.	Steve Van Buren (1944-51)	83	1,320	5,860	4.4	70t	69
5.	Duce Staley (1997-2003)	98	1,200	4,807	4.0	64t	22
6.	Randall Cunningham (QB) (1985-95)	122	677	4,482	6.6	52t	32
7.	Ricky Watters (1995-97)	48	975	3,794	3.9	57	31
8.	Timmy Brown (1960-67)	96	850	3,703	4.4	61t	29
9.	Tom Woodeshick (1963-71)	111	831	3,563	4.3	57t	21
10.	Donovan McNabb (QB) (1999-2009)	148	573	3,249	5.7	54	28
11.	Tom Sullivan (1972-77)	80	871	3,135	3.6	37	17
12.	Clarence Peaks (1957-63)	83	786	2,927	3.7	57	19
13.	Keith Byars (1986-92)	105	750	2,672	3.6	52	17
14.	Billy Barnes (1957-61)	60	689	2,391	3.5	70t	20
15.	Herschel Walker (1992-94)	48	554	2,344	4.2	91t	14
16.	Anthony Toney (FB) (1986-90)	67	639	2,294	3.6	44	14
17.	Charlie Garner (1994-98)	66	495	2,261	4.6	55t	17
18.	Correll Buckhalter (2001-08)	74	476	2,155	4.5	64t	18
19.	Heath Sherman (1989-93)	76	537	2,130	4.0	37	10
20.	Michael Vick (QB) (2009-13)	54	298	1,998	6.7	61	15

ATTEMPTS

Rk	Player	Att
1.	Wilbert Montgomery (1977-84)	1,465
2.	LeSean McCoy (2009-14)	1,461
3.	Steve Van Buren (1944-51)	1,320
4.	Brian Westbrook (2002-09)	1,308
5.	Duce Staley (1997-2003)	1,200
6.	Ricky Watters (1995-97)	975
7.	Tom Sullivan (1972-77)	871
8.	Timmy Brown (1960-67)	850
9.	Tom Woodeshick (1963-71)	831
10.	Clarence Peaks (1957-63)	786

RUSHING AVERAGE

Rk	Player	TD
1.	Randall Cunningham (QB) (1985-95)	6.6
2.	Donovan McNabb (QB) (1999-2009)	5.7
3.	LeSean McCoy (2009-14)	4.7
4.	Brian Westbrook (2002-09)	4.6
5.	Charlie Garner (1994-98)	4.6
6.	Correll Buckhalter (2001-08)	4.5
7.	Wilbert Montgomery (1977-84)	4.5
8.	Steve Van Buren (1944-51)	4.4
9.	Timmy Brown (1960-67)	4.4
10.	Tom Woodeshick (1963-71)	4.3

TOUCHDOWNS

Rk	Player	Avg
1.	Steve Van Buren (1944-51)	69
2.	Wilbert Montgomery (1977-84)	45
3.	LeSean McCoy (2009-14)	44
4.	Brian Westbrook (2002-09)	37
5.	Randall Cunningham (QB) (1985-95)	32
6.	Ricky Watters (1995-97)	31
7.	Timmy Brown (1960-67)	29
8.	Donovan McNabb (QB) (1999-2009)	28
9.	Duce Staley (1997-2003)	22
10.	Tom Woodeshick (1963-71)	21



LESEAN MCCOY



STEVE VAN BUREN

RUSHING RECORDS SEASON



MOST RUSHING YARDS

Rk	Player	Att	Yds	Avg	Lg	TD
1.	LeSean McCoy (2013)	314	1,607	5.1	57t	9
2.	Wilbert Montgomery (1979)	338	1,512	4.5	62t	9
3.	Ricky Watters (1996)	353	1,411	4.0	56t	13
4.	Wilbert Montgomery (1981)	286	1,402	4.9	41	8
5.	Brian Westbrook (2007)	278	1,333	4.8	36	7
6.	LeSean McCoy (2014)	312	1,319	4.2	53	5
7.	LeSean McCoy (2011)	273	1,309	4.8	60	17
8t.	Duce Staley (1999)	325	1,273	3.9	29	4
	Ricky Watters (1995)	337	1,273	3.8	57	11
10.	Wilbert Montgomery (1978)	259	1,220	4.7	47	9
11.	Brian Westbrook (2006)	240	1,217	5.1	71t	7
12.	Steve Van Buren (1949)	263	1,146	4.4	41	11
13.	Ricky Watters (1997)	285	1,110	3.9	28	7
14.	LeSean McCoy (2010)	207	1,080	5.2	62	7
15.	Herschel Walker (1992)	267	1,070	4.0	38	8
16.	Duce Staley (1998)	258	1,065	4.1	64t	5
17.	Duce Staley (2002)	269	1,029	3.8	57	5
18.	Earnest Jackson (1985)	282	1,028	3.6	59	5
19.	Steve Van Buren (1947)	217	1,008	4.6	45	13

Led NFL Led Conference

ATTEMPTS

Rk	Player	Att
1.	Ricky Watters (1996).....	353
2.	Wilbert Montgomery (1979).....	338
3.	Ricky Watters (1995).....	337
4.	Duce Staley (1999).....	325
5.	LeSean McCoy (2013).....	314

TOUCHDOWNS

Rk	Player	TD
1.	LeSean McCoy (2011).....	17
2.	Steve Van Buren (1945).....	15
3t.	Ricky Watters (1996).....	13
	Steve Van Buren (1947).....	13
5t.	Ricky Watters (1995).....	11
	Tom Sullivan (1974).....	11
	Steve Van Buren (1949).....	11
8.	Steve Van Buren (1948).....	10

LONGEST RUSHING PLAYS


Rk	Player	Yds
1.	Herschel Walker (11/27/94 at Falcons).....	91t
2.	Wilbert Montgomery (12/19/82 vs. Oilers).....	90t
3.	Brian Mitchell (10/1/00 vs. Falcons).....	85t
4.	Swede Hanson (9/16/34 at Packers).....	81t
5.	Leroy Harris (11/25/79 at Packers).....	80
6.	Bosh Pritchard (10/23/49 vs. Washington).....	77t
7.	Herman Hunter (11/24/85 at Cowboys).....	74t
8.	Wilbert Montgomery (9/14/80 at Vikings).....	72t
9t.	Jay Ajayi (11/19/17 at Cowboys).....	71
	Brian Westbrook (9/24/06 at 49ers).....	71t
	John Brewer (10/4/52 vs. Giants).....	71t

MOST CONSECUTIVE GAMES WITH RUSHING TD

Rk	Player	Games
1.	Steve Van Buren (1947).....	8
2.	Ricky Watters (1995).....	6
3t.	Steve Van Buren (1948).....	5
	LeSean McCoy (2011).....	5
5.	Many times, last: Michael Vick (2010).....	4



WILBERT MONTGOMERY



RICKY WATTERS

RUSHING RECORDS GAME



MOST RUSHING YARDS

Rk	Player	Yds
1.	LeSean McCoy (12/8/13 vs. Lions).....	217
2.	Steve Van Buren (11/27/49 vs. Steelers).....	205
3.	Duce Staley (9/3/00 at Cowboys).....	201
4.	Wilbert Montgomery (11/4/79 vs. Browns).....	197
5.	Steve Van Buren (12/18/49 at Rams).....	196
6.	Wilbert Montgomery (1/11/81 vs. Cowboys).....	194
7.	Swede Hanson (11/6/34 vs. Cin. Reds).....	190
8.	Timmy Brown (11/7/65 at Browns).....	186
9.	LeSean McCoy (10/30/11 vs. Cowboys).....	185
10.	LeSean McCoy (9/9/13 at Washington).....	184

MOST ATTEMPTS

Rk	Player	Att
1t.	Heath Sherman (10/6/91 at Buccaneers).....	35
	Heath Sherman (11/12/90 vs. Washington).....	35
	Steve Van Buren (11/20/49 vs. N.Y. Bulldogs).....	35
4.	Earnest Jackson (11/17/85 at StL Cardinals).....	34
5t.	Brian Westbrook (12/7/08 at Giants).....	33
	Ricky Watters (12/10/95 vs. Cowboys).....	33
	Steve Van Buren (10/3/49 at Lions).....	33

MOST TOUCHDOWNS

Rk	Player	TD
1t.	Boston Scott (12/29/19 at Giants).....	3
	LeSean McCoy (12/18/11 vs. Jets).....	3
	LeSean McCoy (9/19/10 at Lions).....	3
	Charlie Garner (10/8/95 vs. Washington).....	3
	Wilbert Montgomery (12/19/82 vs. Houston Oilers).....	3
	Wilbert Montgomery (10/7/79 vs. Washington).....	3
	Wilbert Montgomery (9/10/78 at Washington).....	3
	Tom Sullivan (10/13/74 vs. Giants).....	3
	Clarence Peaks (11/16/58 vs. Chi. Cardinals).....	3
	Steve Van Buren (10/17/48 at Washington).....	3
	Steve Van Buren (12/14/47 vs. Packers).....	3
	Steve Van Buren (12/9/45 vs. Boston Yanks).....	3

200+ RUSHING YARDS

200+ YARD RUSHING GAMES, Career

Rk	Player	Total
1t.	LeSean McCoy (2009-14).....	1
	Duce Staley (1997-2003).....	1
	Steve Van Buren (1944-51).....	1



BRIAN WESTBROOK



DUCE STALEY

100+ RUSHING YARDS

100+ YARD RUSHING GAMES, Career

Rk	Player	Total
1.	Wilbert Montgomery (1977-84).....	26
2.	LeSean McCoy (2009-14).....	23
3.	Brian Westbrook (2002-09).....	20
4.	Steve Van Buren (1944-51).....	19
5.	Duce Staley (1997-2003).....	13

Includes playoff games

100+ YARD RUSHING GAMES, Season

Rk	Player	Total
1.	Wilbert Montgomery (1981).....	8
2t.	LeSean McCoy (2013).....	7
	Wilbert Montgomery (1979).....	7
4t.	LeSean McCoy (2011).....	6
	Brian Westbrook (2007).....	6
	Brian Westbrook (2006).....	6
	Ricky Watters (1996).....	6
	Wilbert Montgomery (1978).....	6

Regular season only

CONSECUTIVE 100+ YARD RUSHING GAMES

Rk	Player	Total
1.	Steve Van Buren (1948).....	4
2t.	Brian Westbrook (2006).....	3
	Wilbert Montgomery (1981).....	3
	Wilbert Montgomery (1979).....	3
	Wilbert Montgomery (1978).....	3

Regular season only

RECEIVING RECORDS CAREER



MOST RECEPTIONS

Rk	Player	G	Rec	Yds	Avg	Lg	TD
1.	Harold Carmichael (1971-83)	180	589	8,978	15.2	85t	79
2.	Zach Ertz (TE) (2013-)	106	525	5,743	10.9	60	35
3.	Pete Retzlaff (TE) (1956-66)	132	452	7,412	16.4	84	47
4.	Brian Westbrook (RB) (2002-09)	107	426	3,790	8.9	62	29
5.	Brent Celek (TE) (2007-17)	175	398	4,998	12.6	73	31
6.	Pete Pihos (E) (1947-55)	107	373	5,619	15.1	66t	61
7.	Keith Byars (RB) (1986-92)	105	371	3,532	9.5	60	13
8.	DeSean Jackson (2008-13, '19-)	90	365	6,276	17.2	91t	34
9.	Mike Quick (1982-90)	101	363	6,464	17.8	99t	61
10.	Jeremy Maclin (2009-14)	75	343	4,771	13.9	83t	36
11.	Bobby Walston (WR/K) (1951-62)	148	311	5,363	17.2	75t	46
12.	Fred Barnett (1990-95)	81	308	4,634	15.0	95t	28
13.	LeSean McCoy (RB) (2009-14)	90	300	2,282	7.6	70	10
14.	Jason Avant (2006-13)	116	297	3,646	12.3	58	12
15.	Calvin Williams (1990-96)	93	295	3,840	13.0	80t	34
16.	Tommy McDonald (FL) (1957-63)	88	287	5,499	19.2	91t	66
17.	Duce Staley (RB) (1997-2003)	98	275	2,498	9.1	52t	10
18.	Wilbert Montgomery (RB) (1977-84)	100	266	2,447	9.2	53t	12
19.	Ben Hawkins (FL) (1966-73)	102	261	4,764	18.3	92t	32
20.	Jordan Matthews (WR) (2014-16, '18, '19)	62	249	3,006	12.1	78t	21

RECEIVING YARDS

Rk	Player	Yds
1.	Harold Carmichael (1971-83).....	8,978
2.	Pete Retzlaff (E) (1956-66)	7,412
3.	Mike Quick (1982-90)	6,464
4.	DeSean Jackson (2008-13, '19-)	6,276
5.	Zach Ertz (TE) (2013-).....	5,743
6.	Pete Pihos (E) (1947-55).....	5,619
7.	Tommy McDonald (FL) (1957-63).....	5,499
8.	Bobby Walston (WR/K) (1951-62)	5,363
9.	Brent Celek (TE) (2007-17).....	4,998
10.	Jeremy Maclin (2009-14).....	4,771
11.	Ben Hawkins (FL) (1966-73).....	4,764
12.	Fred Barnett (1990-95)	4,634
13.	Calvin Williams (1990-96).....	3,840
14.	Brian Westbrook (RB) (2002-09).....	3,790
15.	Jason Avant (2006-13)	3,646
16.	Keith Byars (RB) (1986-92)	3,532
17.	Harold Jackson (1969-72)	3,493
18.	Charlie Smith (1974-81).....	3,349
19.	Timmy Brown (B) (1960-67).....	3,346
20.	Irving Fryar (1996-98)	3,067

RECEIVING AVERAGE

Rk	Player	Avg
1.	Tommy McDonald (FL) (1957-63).....	19.2
2.	Ben Hawkins (FL) (1966-73).....	18.3
3.	Mike Quick (1982-90)	17.8
4.	Bobby Walston (WR/K) (1951-62)	17.2
5.	DeSean Jackson (2008-13, '19-)	17.2
6.	Pete Retzlaff (E) (1956-66)	16.4
7.	Harold Jackson (1969-72)	16.3
8.	Charlie Smith (1974-81).....	15.4
9.	Harold Carmichael (1971-83).....	15.2
10.	Pete Pihos (E) (1947-55).....	15.1

TOUCHDOWNS

Rk	Player	TD
1.	Harold Carmichael (1971-83).....	79
2.	Tommy McDonald (FL) (1957-63).....	66
3t.	Mike Quick (1982-90)	61
	Pete Pihos (E) (1947-55).....	61
5.	Pete Retzlaff (E) (1956-66)	47
6.	Bobby Walston (WR/K) (1951-62)	46
7.	Jeremy Maclin (2009-14).....	36
8.	Zach Ertz (TE) (2013-).....	35
9t.	DeSean Jackson (2008-13, '19-)	34
	Calvin Williams (1990-96).....	34

MOST CONSECUTIVE GAMES WITH RECEIVING TD

Rk	Player	Games
1t.	Mike Quick (1985).....	6
	Pete Pihos (1947-48)	6
3t.	5x, last: DeSean Jackson (2009).....	5



HAROLD CARMICHAEL



ZACH ERTZ

RECEIVING RECORDS SEASON



MOST RECEPTIONS

Rk	Player	Rec	Yds	Avg	Lg	TD
1.	Zach Ertz (TE) (2018)	116	1,163	10.0	34	8
2.	Brian Westbrook (RB) (2007)	90	771	8.6	57t	5
3t.	Zach Ertz (TE) (2019)	88	916	10.4	30	6
	Irving Fryar (1996)	88	1,195	13.6	42	11
5.	Irving Fryar (1997)	86	1,316	15.3	72t	6
6t.	Jordan Matthews (2015)	85	997	11.7	78t	8
	Jeremy Maclin (2014)	85	1,318	15.5	72	10
8.	DeSean Jackson (2013)	82	1,332	16.2	61t	9
9t.	Keith Byars (RB) (1990)	81	819	10.1	54	3
	Keith Jackson (TE) (1988)	81	869	10.7	41	6

Led Conference



MIKE QUICK

RECEIVING YARDS

Rk	Player	Yds
1.	Mike Quick (1983)	1,409
2.	DeSean Jackson (2013)	1,332
3.	Jeremy Maclin (2014)	1,318
4.	Irving Fryar (1997)	1,316
5.	Ben Hawkins (FL) (1967)	1,265
6.	Mike Quick (1985)	1,247
7.	Terrell Owens (2004)	1,200
8.	Irving Fryar (1996)	1,195
9.	Pete Retzlaff (TE) (1965)	1,190
10.	Zach Ertz (TE) (2018)	1,163
11.	DeSean Jackson (2009)	1,156
12.	Tommy McDonald (FL) (1962)	1,146
13.	Tommy McDonald (FL) (1961)	1,144
14.	Fred Barnett (1994)	1,127
15t.	Harold Carmichael (1973)	1,116
	Harold Jackson (1969)	1,116
17.	Kevin Curtis (2007)	1,110
18.	Fred Barnett (1992)	1,083
19.	Harold Carmichael (1978)	1,072
20.	DeSean Jackson (2010)	1,056
21.	Mike Quick (1984)	1,052
22.	Pete Pihos (E) (1953)	1,049
23.	Harold Jackson (1972)	1,048
24.	Harold Carmichael (1981)	1,028

TOUCHDOWNS

Rk	Player	TD
1.	Terrell Owens (2004)	14
2t.	Mike Quick (1983)	13
	Tommy McDonald (FL) (1961)	13
	Tommy McDonald (FL) (1960)	13
5t.	Irving Fryar (1996)	11
	Cris Carter (1989)	11
	Mike Quick (1987)	11
	Mike Quick (1985)	11
	Harold Carmichael (1979)	11
	Bobby Walston (WR/K) (1954)	11
	Pete Pihos (E) (1948)	11
12t.	Jeremy Maclin (2014)	10
	Jeremy Maclin (2010)	10
	Calvin Williams (1993)	10
	Ben Hawkins (FL) (1967)	10
	Pete Retzlaff (TE) (1965)	10
	Tommy McDonald (FL) (1962)	10
	Tommy McDonald (FL) (1959)	10
	Pete Pihos (E) (1954)	10
	Pete Pihos (E) (1953)	10

300-100-100 PERFORMANCES IN SAME GAME

Date	300+ Yard Passer (Yds)	100+ Yard Rusher (Yds)	100+ Yard Receiver (Yds)
9/23/07 vs. Det.	Donovan McNabb (381)	Brian Westbrook (110)	Kevin Curtis (221) Brian Westbrook (111)
10/22/06 at TB	Donovan McNabb (302)	Brian Westbrook (101)	Brian Westbrook (113)
10/1/00 vs. Atl.	Donovan McNabb (311)	Brian Mitchell (105)	Torrance Small (122)
12/13/92 at Sea.	Randall Cunningham (365)	Herschel Walker (111)	Fred Barnett (161)
11/29/87 at NE	Randall Cunningham (314)	Anthony Toney (123)	Mike Quick (121)
11/7/65 at Cle.	Norm Snead (362)	Timmy Brown (186)	Pete Retzlaff (151)
11/25/62 vs. Dal.	Sonny Jurgensen (342)	Timmy Brown (107)	Pete Retzlaff (113)
			Tommy McDonald (108)
11/15/53 vs. Bal.	Bobby Thomason (329)	Don Johnson (100)	Pete Pihos (118) Bobby Walston (110)



MOST RECEPTIONS

Rk	Player	Rec
1.	Zach Ertz (TE) (12/20/14 at Washington).....	15
2t.	Zach Ertz (TE) (11/11/18 vs. Cowboys).....	14
	Brian Westbrook (RB) (11/4/07 vs. Cowboys).....	14
	Don Looney (E) (12/1/40 at Washington).....	14
5t.	Zach Ertz (TE) (1/1/17 vs. Cowboys).....	13
	Zach Ertz (TE) (12/26/15 vs. Washington).....	13
	Jeremy Maclin (9/18/11 at Falcons).....	13
8t.	Zach Ertz (TE) (12/24/19 vs. Seahawks).....	12
	Zach Ertz (TE) (12/23/18 vs. Texans).....	12
	Jeremy Maclin (10/26/14 at Cardinals).....	12
	LeSean McCoy (RB) (10/3/10 vs. Washington).....	12
	Brian Westbrook (RB) (11/19/06 vs. Titans).....	12
	Keith Byars (RB) (9/30/90 vs. Colts).....	12
	Keith Jackson (TE) (11/19/89 vs. Vikings).....	12
	Keith Jackson (TE) (9/17/89 at Washington).....	12
	John Spagnola (TE) (10/6/85 at Saints).....	12
	Harold Carmichael (10/14/73 at StL Cardinals).....	12

MOST RECEIVING YARDS

Rk	Player	Yds
1.	Tommy McDonald (FL) (12/10/61 vs. Giants).....	237
2.	Kevin Curtis (9/23/07 vs. Lions).....	221
3.	DeSean Jackson (12/12/10 at Cowboys).....	210
4.	Pete Retzlaff (TE) (11/14/65 vs. Washington).....	204
5.	Bud Grant (E) (12/7/52 vs. Dallas Texans).....	203
6.	Timmy Brown (B) (12/16/62 at StL Cardinals).....	199
7.	Ben Hawkins (FL) (10/22/67 at StL Cardinals).....	197
8.	DeSean Jackson (12/15/13 at Vikings).....	195
9.	Harold Jackson (10/11/70 at Giants).....	194
10t.	DeSean Jackson (9/15/13 vs. Chargers).....	193
	Fred Barnett (9/13/92 at Phoenix Cardinals).....	193

MOST TOUCHDOWNS

Rk	Player	TD
1t.	Irving Fryar (10/20/96 vs. Dolphins).....	4
	Ben Hawkins (FL) (9/28/69 vs. Steelers).....	4
3t.	23x, last: Riley Cooper (11/3/13 at Raiders).....	3



DESEAN JACKSON

200+ RECEIVING YARDS

200+ YARD RECEIVING GAMES, Career

Rk	Player	Total
1t.	DeSean Jackson (2008-13, '19-).....	1
	Kevin Curtis (2007-09).....	1
	Pete Retzlaff (TE) (1956-66).....	1
	Tommy McDonald (FL) (1957-63).....	1
	Bud Grant (E) (1951-52).....	1

150+ RECEIVING YARDS

150+ YARD RECEIVING GAMES, Career

Rk	Player	Total
1.	DeSean Jackson (2008-13, '19-).....	8
2t.	Jeremy Maclin (2009-14).....	5
	Tommy McDonald (FL) (1957-63).....	5
4t.	Ben Hawkins (FL) (1966-73).....	4
	Fred Barnett (1990-95).....	4

100+ RECEIVING YARDS

100+ YARD RECEIVING GAMES, Career

Rk	Player	Total
1.	Pete Retzlaff (TE) (1956-66).....	23
2t.	DeSean Jackson (2008-13, '19-).....	21
	Harold Carmichael (1971-83).....	21
	Mike Quick (1982-90).....	21
5.	Tommy McDonald (FL) (1957-63).....	17
6.	Fred Barnett (1990-95).....	15
7t.	Jeremy Maclin (2009-14).....	14
	Pete Pihos (E) (1947-55).....	14
9t.	Ben Hawkins (FL) (1966-73).....	13
	Harold Jackson (1969-72).....	13

Includes playoff games

100+ YARD RECEIVING GAMES, Season

Rk	Player	Total
1.	Terrell Owens (2004).....	7
2t.	Irving Fryar (1997).....	6
	Mike Quick (1983).....	6
4t.	10x, last: Zach Ertz (2018).....	5

Regular season only

CONSECUTIVE 100+ YARD RECEIVING GAMES

Rk	Player	Total
1t.	Terrell Owens (2004).....	5
	Harold Jackson (Last 2: 1971, First 3: 1972).....	5
3.	Mike Quick (1983).....	4
4t.	7x, last: Irving Fryar (1996).....	3

Regular season only

SCRIMMAGE YARDS RECORDS



MOST SCRIMMAGE YARDS, Career

Rk	Player	G	Touches	Yds	Avg	Yds/G	TD
1.	Brian Westbrook (RB) (2002-09)	107	1,734	9,785	5.6	91.4	66
2.	LeSean McCoy (RB) (2009-14)	90	1,761	9,074	5.2	100.8	54
3.	Harold Carmichael (WR) (1971-83)	180	598	9,042	15.1	50.2	79
4.	Wilbert Montgomery (RB) (1977-84)	100	1,731	8,985	5.2	89.9	57
5.	Pete Retzlaff (TE) (1956-66)	132	458	7,408	16.2	56.1	47
6.	Duce Staley (RB) (1997-2003)	98	1,475	7,305	5.0	74.5	32
7.	Timmy Brown (B) (1960-67)	96	1,081	7,049	6.5	73.4	55
8.	DeSean Jackson (WR) (2008-13, '19-)	90	422	6,649	15.8	73.9	37
9.	Mike Quick (WR) (1982-90)	101	364	6,459	17.7	64.0	61
10.	Steve Van Buren (B) (1944-51)	83	1,365	6,383	4.7	76.9	72
11.	Keith Byars (RB) (1986-92)	105	1,121	6,204	5.5	59.1	30
12.	Zach Ertz (TE) (2013-)	106	525	5,743	10.9	54.2	35
13.	Pete Pihos (E) (1947-55)	107	382	5,615	14.7	52.5	61
14.	Tommy McDonald (FL) (1957-63)	88	304	5,521	18.2	62.7	66
15.	Bobby Walston (WR/K) (1951-62)	148	315	5,375	17.1	36.3	46
16.	Ricky Watters (RB) (1995-97)	48	1,136	5,112	4.5	106.5	32
17.	Brent Celek (TE) (2007-17)	175	398	4,998	12.6	28.6	31
18.	Jeremy Maclin (WR) (2009-14)	75	349	4,801	13.8	64.0	36
19.	Ben Hawkins (FL) (1966-73)	102	271	4,772	17.6	46.8	32
20.	Tom Woodeshick (B) (1963-71)	111	956	4,736	5.0	42.7	27

TOUCHES

Rk	Player	Touches
1.	LeSean McCoy (2009-14)	1,761
2.	Brian Westbrook (2002-09)	1,734
3.	Wilbert Montgomery (1977-84)	1,731
4.	Duce Staley (1997-2003)	1,475
5.	Steve Van Buren (B) (1944-51)	1,365

YARDS/TOUCH

Rk	Player	Avg
1.	Timmy Brown (B) (1960-67)	6.5
2.	Brian Westbrook (2002-09)	5.6
3.	Keith Byars (1986-92)	5.5
4.	Wilbert Montgomery (1977-84)	5.2
5.	LeSean McCoy (2009-14)	5.2

MOST SCRIMMAGE YARDS, Season

Rk	Player	Touches	Yds	Avg	Yds/G	TD
1.	LeSean McCoy (2013)	366	2,146	5.9	134.1	11
2.	Brian Westbrook (2007)	368	2,104	5.7	140.3	12
3.	Wilbert Montgomery (1979)	379	2,006	5.3	125.4	14
4.	Wilbert Montgomery (1981)	335	1,923	5.7	128.2	10
5.	Brian Westbrook (2006)	317	1,916	6.0	127.7	11
6.	Ricky Watters (1996)	404	1,855	4.6	115.9	13
7.	Ricky Watters (1995)	399	1,707	4.3	106.7	12
8.	LeSean McCoy (2010)	285	1,672	5.9	111.5	9
9.	LeSean McCoy (2011)	321	1,624	5.1	108.3	20
10.	Duce Staley (2002)	320	1,570	4.9	98.1	8

TOUCHES

Rk	Player	Touches
1.	Ricky Watters (1996)	404
2.	Ricky Watters (1995)	399
3.	Wilbert Montgomery (1979)	379
4.	Brian Westbrook (2007)	368
5.	LeSean McCoy (2013)	366
	Duce Staley (1999)	366

YARDS/TOUCH

Rk	Player	Avg
1.	Timmy Brown (1965)	7.4
2.	Timmy Brown (1962)	7.4
3.	Herschel Walker (1994)	6.3
4.	Steve Van Buren (1945)	6.2
5.	Brian Westbrook (2003)	6.1

MOST SCRIMMAGE YARDS, Game

Rk	Player	Yds
1.	Duce Staley (9/3/00 at Cowboys)	262
2.	Timmy Brown (12/16/62 at StL Cardinals)	249
3.	Wilbert Montgomery (11/4/79 vs. Browns)	237
	Tommy McDonald (12/10/61 vs. Giants)	237
5.	Duce Staley (11/11/01 vs. Vikings)	231

MOST TOUCHES, Game

Rk	Player	Touches
1.	Brian Westbrook (12/7/08 at Giants)	39
	Ricky Watters (12/10/95 vs. Cowboys)	39
	Heath Sherman (11/12/90 vs. Washington)	39
4.	Heath Sherman (10/6/91 at Buccaneers)	37
5.	Ricky Watters (10/8/95 vs. Washington) (OT)	36

SACK RECORDS



MOST SACKS, Career

Rk	Player	Sacks
1.	Reggie White (DE) (1985-92).....	124.0
2.	Trent Cole (DE/LB) (2005-14).....	85.5
3.	Clyde Simmons (DE) (1986-93).....	76.0
4.	Hugh Douglas (DE) (1998-2002, '04).....	54.5
5.	Brandon Graham (DE/LB) (2010-)	51.0
6.	Greg Brown (DE) (1982-86).....	50.5
7.	Fletcher Cox (DT) (2012-)	48.0
8.	Andy Harmon (DT) (1991-97).....	39.5
9.	Seth Joyner (LB) (1986-93).....	37.0
10.	William Fuller (DE) (1994-96).....	35.5
11.	Dennis Harrison (DE) (1978-84).....	34.0
12.	William Thomas (LB) (1991-99).....	33.0
13.	Ken Clarke (DT) (1982-87).....	32.5
14.	Corey Simon (DT) (2000-04).....	32.0
15t.	Connor Barwin (DE/LB) (2013-16).....	31.5
	Juqua Parker (DE) (2005-11).....	31.5
	Mike Mamula (DE) (1995-2000).....	31.5
18.	Jerome Brown (DT) (1987-91).....	29.5
19.	Darwin Walker (DT) (2000-06).....	27.5
20.	Vinny Curry (DE) (2012-17, '19).....	27.0

Note: Only includes figures since 1982 (when sacks became an official NFL statistic)

MOST SACKS, Season

Rk	Player	Sacks
1.	Reggie White (DE) (1987).....	21.0
2.	Clyde Simmons (DE) (1992).....	19.0
3t.	Jason Babin (DE) (2011).....	18.0
	Reggie White (DE) (1988).....	18.0
	Reggie White (DE) (1986).....	18.0
6.	Greg Brown (DE) (1984).....	16.0
7.	Clyde Simmons (DE) (1989).....	15.5
8t.	Hugh Douglas (DE) (2000).....	15.0
	Reggie White (DE) (1991).....	15.0
10.	Connor Barwin (LB) (2014).....	14.5

MOST SACKS, Game

Rk	Player	Sacks
1t.	Hugh Douglas (DE) (10/18/98 at Chargers).....	4.5
	Clyde Simmons (DE) (9/15/91 at Cowboys).....	4.5
3t.	Reggie White (DE) (9/25/88 at Vikings).....	4.0
	Reggie White (DE) (11/30/86 at L.A. Raiders).....	4.0
	Reggie White (DE) (11/2/86 at StL Cardinals).....	4.0
	Garry Cobb (LB) (10/5/86 at Falcons).....	4.0
	Greg Brown (DE) (12/16/84 at Falcons).....	4.0



REGGIE WHITE

GAMES WITH 3.0 SACKS

MOST 3.0-SACK GAMES, Career

Rk	Player	Total
1.	Reggie White (1985-92).....	9
2.	Clyde Simmons (1986-93).....	4
3t.	Trent Cole (2005-14).....	3
	Jason Babin (2009, '11-12).....	3
5t.	Fletcher Cox (2012-), five other players tied	2

Includes playoff games

MOST 3.0-SACK GAMES, Season

Rk	Player	Total
1t.	Jason Babin (2011).....	3
	Reggie White (1986).....	3
3t.	Connor Barwin (2014).....	2
	Dennis Harrison (1983).....	2
	Clyde Simmons (1992).....	2

Regular season only

GAMES WITH MULTIPLE SACKS

MOST MULTI-SACK GAMES, Career

Rk	Player	Total
1.	Reggie White (1985-92).....	38
2.	Clyde Simmons (1986-93).....	22
3.	Trent Cole (2005-14).....	20
4.	Hugh Douglas (1998-2002, '04).....	13
5t.	Brandon Graham (2010-)	11
	Dennis Harrison (1978-84).....	11

Includes playoff games

MOST MULTI-SACK GAMES, Season

Rk	Player	Total
1.	Reggie White (1987).....	9
2.	Clyde Simmons (1992).....	7
3t.	Jason Babin (2011).....	6
	Reggie White (1988).....	6
5t.	Hugh Douglas (2000).....	5
	Clyde Simmons (1991).....	5

Regular season only

CONSECUTIVE MULTI-SACK GAMES, Season

Rk	Player	Total
1.	Reggie White (1987).....	4
2t.	Jason Babin (2011).....	3
	William Fuller (1995).....	3
	Andy Harmon (1995).....	3
	Dennis Harrison (1982).....	3
	Reggie White (1986).....	3

CONSECUTIVE GAMES WITH A SACK

Rk	Player	Total
1t.	Reggie White (Last 4: 1986, First 4: 1987).....	8
	Reggie White (Last 7: 1987, First 1: 1988).....	8
3t.	William Fuller (1994).....	7
	Dennis Harrison (1982).....	7
5.	Clyde Simmons (1992).....	6

INTERCEPTION RECORDS



MOST INTERCEPTIONS, Career

Rk	Player	INTs	Yds	Avg	Lg	TD
1t.	Brian Dawkins (1996-2008)	34	515	15.1	67t	2
	Eric Allen (1988-94)	34	482	14.2	94t	5
	Bill Bradley (1969-76)	34	536	15.8	56t	1
4.	Herman Edwards (1977-85)	33	98	3.0	25	1
5.	Wes Hopkins (1983-93)	30	241	8.0	33	1
6.	Don Burroughs (1960-64)	29	351	12.1	46	0
7.	Troy Vincent (1996-2003)	28	341	12.2	90t	1
8t.	Joe Scarpati (1964-69)	24	402	16.8	67t	3
	Ernie Steele (1942-48)	24	404	16.8	62	0
10t.	Asante Samuel (2008-11)	23	304	13.2	50t	2
	Roynell Young (1980-88)	23	106	4.6	33	0

INTERCEPTION RETURN YARDS

Rk	Player	Yds
1.	Bill Bradley (1969-76)	536
2.	Brian Dawkins (1996-2008)	515
3.	Eric Allen (1988-94)	482
4.	Lito Sheppard (2002-08)	460
5.	Ernie Steele (1942-48)	404

INTERCEPTIONS RETURNED FOR TDs

Rk	Player	TD
1.	Eric Allen (1988-94)	5
2.	Malcolm Jenkins (2014-19)	4
3t.	Sheldon Brown (2002-09)	3
	Lito Sheppard (2002-08)	3
	Joe Scarpati (1964-69)	3

MOST INTERCEPTIONS, Season

Rk	Player	INTs	Yds	Avg	Lg	TD
1.	Bill Bradley (1971)	11	248	22.5	51	0
2t.	Asante Samuel (2009)	9	117	13.0	37	0
	Bill Bradley (1972)	9	73	8.1	21	0
	Don Burroughs (1960)	9	124	13.8	46	0
	Ed "Bibbles" Bawel (1955)	9	168	18.7	42t	2
6t.	Eric Allen (1989)	8	38	4.8	18	0
	Terry Hoage (1988)	8	116	14.5	38	0
	Joe Scarpati (1966)	8	182	22.8	32	0
	Bob Hudson (1954)	8	89	11.1	32	0
	Tom Brookshier (1953)	8	41	5.1	22	0
	Ed "Bibbles" Bawel (1952)	8	121	15.1	35	0

INTERCEPTION RETURN YARDS

Rk	Player	Yds
1.	Bill Bradley (1971)	248
2.	Eric Allen (1993)	201
3.	Joe Scarpati (1966)	182
4.	Lito Sheppard (2004)	172
5.	Ed "Bibbles" Bawel (1955)	168

INTERCEPTIONS RETURNED FOR TDs

Rk	Player	TD
1.	Eric Allen (1993)	4
2t.	Malcolm Jenkins (2016)	2
	Lito Sheppard (2004)	2
	Seth Joyner (1992)	2
	Ed "Bibbles" Bawel (1955)	2

NFL Record



BRIAN DAWKINS



ERIC ALLEN

INTERCEPTION RECORDS



MOST INTERCEPTIONS, Game

Rk	Player	INT
1.	Russ Craft (9/24/50 at Chi. Cardinals).....	4
2t.	Kurt Coleman (10/16/11 at Washington).....	3
	Joe Scarpati (10/23/66 at Giants).....	3
	Jim Nettles (12/12/65 at Steelers).....	3
	Nate Ramsey (11/28/65 at StL Cardinals).....	3
	Don Burroughs (12/3/61 at Steelers).....	3
	Chuck Weber (9/30/60 at Cowboys).....	3
	Joe Sutton (9/24/50 at Chi. Cardinals).....	3
	Gil Steinke (11/10/46 at Giants).....	3
	Roy Zimmerman (12/9/45 vs. Boston Yanks).....	3
	Roy Zimmerman (12/10/44 vs. Cleveland Rams).....	3


NFL Record

MOST INTERCEPTION YARDS, Game

Rk	Player	Yds
1.	Frank LeMaster (12/21/75 at Washington).....	114
2.	Lito Sheppard (10/8/06 vs. Cowboys).....	102
3.	Lito Sheppard (11/15/04 at Cowboys).....	101
4t.	Malcolm Jenkins (12/6/15 at Patriots).....	99
	Jerry Norton (10/5/57 vs. Giants).....	99

INTERCEPTIONS RETURNED FOR TD, Game

Rk	Player	TD
1.	Eric Allen (12/26/93 vs. Saints).....	2



BILL BRADLEY

GAMES WITH 3 INTERCEPTIONS

MOST 3-INT GAMES, Career

Rk	Player	Total
1t.	Kurt Coleman (2010-13).....	1
	Nate Ramsey (1963-72).....	1
	Joe Scarpati (1964-69).....	1
	Jim Nettles (1965-68).....	1
	Don Burroughs (1960-64).....	1
	Chuck Weber (1959-61).....	1

Includes playoff games

GAMES WITH MULTIPLE INTERCEPTIONS

MOST MULTI-INT GAMES, Career

Rk	Player	Total
1.	Bill Bradley (1969-76).....	7
2t.	Herman Edwards (1977-85).....	5
	Don Burroughs (1960-64).....	5
4t.	Asante Samuel (2008-11).....	4
	Eric Allen (1988-94).....	4
	Wes Hopkins (1983-93).....	4
	Joe Scarpati (1964-69).....	4

Includes playoff games

MOST MULTI-INT GAMES, Season

Rk	Player	Total
1.	Bill Bradley (1971).....	4
2t.	8x, last: Asante Samuel (2010).....	2

Regular season only

CONSECUTIVE MULTI-INT GAMES

Rk	Player	Total
1.	Bill Bradley (1971).....	2

CONSECUTIVE GAMES WITH INT-TD

Rk	Player	Total
1.	Eric Allen (1993).....	2

LONGEST INTERCEPTION RETURNS

Rk	Player	Yds
1.	James Willis intercepted pass 4 yards deep in the end zone and returned it 14 yards before lateraling to Troy Vincent, who ran 90 yards for a TD (11/3/96 at Cowboys - QB Troy Aikman).....	104t
2.	Lito Sheppard (10/8/06 vs. Cowboys - QB Drew Bledsoe).....	102t
3.	Lito Sheppard (11/15/04 at Cowboys - QB Vinny Testaverde).....	101t
4t.	Malcolm Jenkins (12/6/15 at Patriots - QB Tom Brady).....	99t
	Jerry Norton (10/5/57 vs. Giants - QB Charlie Conerly, deflected off goal post).....	99t
6t.	Eric Allen (10/3/93 at Jets - QB Boomer Esiason).....	94t
	Irv Cross (10/25/64 at Steelers - QB Terry Nofsinger).....	94t
8.	Jack Hinkle (10/9/43 vs. Giants - QB Tuffy Leemans).....	91

PUNTING RECORDS



HIGHEST GROSS AVERAGE, Career

Rk	Player	Punts	Yds	Gross	Net	In20	Lg	Blk
1.	Cameron Johnston (2018-)	132	6,229	47.2	42.5	52	68	0
2.	Donnie Jones (2013-17)	374	16,971	45.4	40.5	138	72	4
3.	Joe Muha (1946-50)	179	7,688	43.0	---	---	82	2
4.	Sav Rocca (2007-10)	299	12,817	42.9	37.6	102	65	1
5.	Sean Landeta (1999-2002, '05)	376	16,092	42.8	35.9	96	64	1

HIGHEST NET AVERAGE, Career

Rk	Player	Punts	Yds	Gross	Net	In20	Lg	Blk
1.	Cameron Johnston (2018-)	132	6,229	47.2	42.5	52	68	0
2.	Donnie Jones (2013-17)	374	16,971	45.4	40.5	138	72	4
3.	Sav Rocca (2007-10)	299	12,817	42.9	37.6	102	65	1
4.	Dirk Johnson (2003-06)	268	11,180	41.7	36.0	79	62	0
5.	Sean Landeta (1999-2002, '05)	376	16,092	42.8	35.9	96	64	1

PUNTS

Rk	Player	Punts
1.	Adrian Burk (1951-56).....	393
2.	Sean Landeta (1999-2002, '05).....	376
3.	Tom Hutton (1995-98).....	349
4.	John Teltschik (1986-89).....	345
5.	Max Runager (1979-83, '89).....	332

PUNTS INSIDE 20

Rk	Player	In20
1.	Donnie Jones (2013-17).....	138
2.	Jeff Feagles (1990-93).....	106
3.	Sav Rocca (2007-10).....	102
4.	Sean Landeta (1999-2002, '05).....	96
5.	Dirk Johnson (2003-06).....	79

HIGHEST GROSS AVERAGE, Season

Rk	Player	Punts	Yds	Gross	Net	In20	Lg	Blk
1.	Cameron Johnston (2018)	61	2,937	48.2	42.7	24	68	0
2.	Joe Muha (1948)	57	2,694	47.3	---	---	82	0
3.	Donnie Jones (2015)	86	4,038	47.0	41.6	29	64	2
4.	Mat McBriar (2012)	55	2,560	46.6	36.5	13	66	1
5.	Cameron Johnston (2019)	71	3,292	46.4	42.3	28	61	0

HIGHEST NET AVERAGE, Season

Rk	Player	Punts	Yds	Gross	Net	In20	Lg	Blk
1.	Cameron Johnston (2018)	61	2,937	48.2	42.7	24	68	0
2.	Cameron Johnston (2019)	71	3,292	46.4	42.3	28	61	0
3.	Donnie Jones (2015)	86	4,038	47.0	41.6	29	64	2
4.	Donnie Jones (2016)	63	2,888	45.8	40.7	21	72	0
5.	Donnie Jones (2017)	67	3,033	45.3	40.6	21	61	1

Led NFL Note: Net average and inside-the-20 became official NFL statistics in 1976

PUNTS

Rk	Player	Punts
1.	John Teltschik (1986).....	108
2.	Sean Landeta (1999).....	107
3.	Tom Hutton (1998).....	104
4.	John Teltschik (1988).....	98
5.	Sean Landeta (2001).....	97

PUNTS INSIDE 20

Rk	Player	In20
1.	Donnie Jones (2014).....	34
2.	Donnie Jones (2013).....	33
3.	Jeff Feagles (1993).....	31
4.	Donnie Jones (2015).....	29
	Jeff Feagles (1991).....	29

HIGHEST GROSS AVERAGE, Game

Rk	Player	Avg
1.	Mat McBriar (10/14/12 vs. Lions).....	56.6
2.	Cameron Johnston (9/16/18 at Buccaneers).....	56.0
3.	Chas Henry (9/9/12 at Browns).....	55.0

HIGHEST NET AVERAGE, Game

Rk	Player	Avg
1.	Donnie Jones (11/17/13 vs. Washington).....	50.7
2.	Cameron Johnston (9/15/19 at Falcons).....	49.3
3.	Donnie Jones (10/19/15 vs. Giants).....	49.0

LONGEST PUNTS

Rk	Player	Yds
1.	Randall Cunningham (12/3/89 at Giants).....	91
2.	Joe Muha (10/10/48 vs. Giants).....	82
3.	Randall Cunningham (10/16/94 at Cowboys).....	80
	King Hill (11/11/62 vs. Packers).....	80
5.	Jeff Feagles (9/15/91 at Cowboys).....	77

KICKOFF RETURN RECORDS



HIGHEST KICKOFF RETURN AVERAGE, Career

Rk	Player	KOR	Yds	Avg	Lg	TD
1.	Josh Huff (2014-16)	42	1,165	27.7	107t	2
2.	Steve Van Buren (1944-51)	76	2,030	26.7	98t	3
3.	Irv Cross (1961-69)	28	745	26.6	74	0
4.	Timmy Brown (1960-67)	169	4,483	26.5	105t	5
5.	Al Nelson (1965-73)	101	2,625	26.0	78	0
6.	Wilbert Montgomery (1977-84)	32	814	25.4	99t	1
7.	Quintin Demps (2008-09)	58	1,469	25.3	100t	1
8.	Brian Mitchell (2000-02)	131	3,311	25.3	94t	2
9.	Allen Rossum (1998-99)	98	2,427	24.8	89t	1
10.	Billy Walik (1970-72)	67	1,640	24.5	82	0

KICKOFF RETURNS

Rk	Player	KOR
1.	Timmy Brown (1960-67)	169
2.	Brian Mitchell (2000-02)	131
3.	Al Nelson (1965-73)	101
4.	Allen Rossum (1998-99)	98
5.	Larry Marshall (1974-77)	88

KICKOFF RETURN YARDS

Rk	Player	Yds
1.	Timmy Brown (1960-67)	4,483
2.	Brian Mitchell (2000-02)	3,311
3.	Al Nelson (1965-73)	2,625
4.	Allen Rossum (1998-99)	2,427
5.	Larry Marshall (1974-77)	2,075

KICKOFF RETURN TDs

Rk	Player	TD
1.	Timmy Brown (1960-67)	5
2t.	Derrick Witherspoon (1995-97)	3
	Steve Van Buren (1944-51)	3
4t.	Josh Huff (2014-16)	2
	Brian Mitchell (2000-02)	2

HIGHEST KICKOFF RETURN AVERAGE, Season

Rk	Player	KOR	Yds	Avg	Lg	TD
1.	Al Nelson (1972)	25	728	29.1	78	0
2.	Steve Van Buren (1945)	13	373	28.7	98t	1
3.	Timmy Brown (1963)	<u>33</u>	<u>945</u>	28.6	100t	1
4.	Timmy Brown (1966)	20	562	28.1	93t	2
5.	Timmy Brown (1961)	29	811	28.0	105t	1
6.	Timmy Brown (1962)	30	831	27.7	99t	1
7.	Herschel Walker (1994)	21	581	27.7	94t	1
8.	Don Stevens (1952)	16	433	27.1	51	0
9.	Brian Mitchell (2002)	43	1,162	27.0	57	0
10.	Wilbert Montgomery (1977)	23	619	<u>26.9</u>	<u>99t</u>	<u>1</u>

Led NFL Led Conference

KICKOFF RETURNS

Rk	Player	KOR
1.	Allen Rossum (1999)	54
2.	Derrick Witherspoon (1996)	53
3.	Quintin Demps (2008)	52
4.	Herman Hunter (1985)	48
5t.	Brian Mitchell (2000)	47
	Duce Staley (1997)	47

KICKOFF RETURN YARDS

Rk	Player	Yds
1.	Allen Rossum (1999)	1,347
2.	Quintin Demps (2008)	1,314
3.	Derrick Witherspoon (1996)	1,271
4.	Brian Mitchell (2002)	1,162
5.	Duce Staley (1997)	1,139

KICKOFF RETURN TDs

Rk	Player	TD
1.	Derrick Witherspoon (1996)	2
	Timmy Brown (1966)	2

NFL Record

LONGEST KICKOFF RETURNS

Rk	Player	Yds
1.	Josh Huff (11/23/2014 vs. Titans)	107t
2.	Timmy Brown (9/17/1961 vs. Browns)	105t
3.	Russ Craft (10/7/1950 vs. LA Rams)	103t
4.	Chris Polk (9/21/2014 vs. Washington)	102t
5t.	Quintin Demps (11/23/2008 at Ravens)	100t
	Timmy Brown (9/22/1963 vs. StL. Cardinals)	100t
	Dave Smukler (11/13/1938 at Brooklyn Dodgers)	100t

MOST KICKOFF RETURNS, Game

Rk	Player	KOR
1t.	Quintin Demps (11/9/08 vs. Giants)	8
	Allen Rossum (11/21/99 vs. Colts)	8
	Derrick Witherspoon (11/24/96 at Cardinals)	8

MOST KICKOFF RETURN YARDS, Game

Rk	Player	Yds
1.	Derrick Witherspoon (11/24/96 at Cardinals)	253
2.	Timmy Brown (11/6/66 vs. Cowboys)	247
3.	Allen Rossum (11/14/99 vs. Washington)	222

MOST KICKOFF RETURN TOUCHDOWNS, Game

Rk	Player	TD
1.	Timmy Brown (11/6/66 vs. Cowboys)	2

PUNT RETURN RECORDS



HIGHEST PUNT RETURN AVERAGE, Career

Rk	Player	PR	FC	Yds	Avg	Lg	TD
1.	Ernie Steele (1942-48)	44	---	737	16.8	80t	1
2.	Steve Van Buren (1944-51)	34	---	473	13.9	55t	2
3.	Pat McHugh (1947-51)	31	---	402	13.0	69t	1
4.	Brian Westbrook (2002-09)	39	21	498	12.8	84t	2
5.	Brian Mitchell (2000-02)	117	66	1,369	11.7	76t	2
6.	Darren Sproles (2014-19)	116	68	1,355	11.7	89t	4
7.	Frank Reagan (1949-51)	27	---	304	11.3	42	1
8.	Bosh Pritchard (1942, '47-51)	91	---	975	10.7	55t	1
9.	Vai Sikahema (1992-93)	73	30	778	10.7	87t	1
10.	Larry Marshall (1974-77)	104	16	1,086	10.4	48	0

PUNT RETURNS

Rk	Player	PR
1.	Wally Henry (1977-82).....	148
2.	DeSean Jackson (2008-13, '19-)	131
3t.	Brian Mitchell (2000-02).....	117
	John Sciarra (1978-83).....	117
5.	Darren Sproles (2014-19).....	116

PUNT RETURN YARDS

Rk	Player	Yds
1.	Brian Mitchell (2000-02).....	1,369
2.	Darren Sproles (2014-19).....	1,355
3.	DeSean Jackson (2008-13, '19-)	1,294
4.	Wally Henry (1977-82).....	1,231
5.	Larry Marshall (1974-77).....	1,086

PUNT RETURN TDs

Rk	Player	TD
1t.	DeSean Jackson (2008-13, '19-)	4
	Darren Sproles (2014-19).....	4
3t.	Brian Westbrook (2002-09).....	2
	Brian Mitchell (2000-02).....	2
	Steve Van Buren (1944-51).....	2

HIGHEST PUNT RETURN AVERAGE, Season

Rk	Player	PR	FC	Yds	Avg	Lg	TD
1.	Steve Van Buren (1944)	15	---	230	15.3	55	1
2.	Brian Westbrook (2003)	20	16	306	15.3	84t	2
3.	DeSean Jackson (2009)	29	15	441	15.2	85t	2
4.	Alvin Haymond (1968)	15	6	201	13.4	54t	1
5.	Darren Sproles (2016)	17	13	224	13.2	66	0
6.	Darren Sproles (2014)	39	16	506	13.0	82t	2
7.	Reno Mahe (2005)	21	9	269	12.8	44	0
8.	Frank Reagan (1949)	21	---	266	12.7	42	1
9.	Kelvin Martin (1995)	17	10	214	12.6	38	0
10.	Vai Sikahema (1992)	40	10	503	12.6	87t	1

Led NFL Led Conference

PUNT RETURNS

Rk	Player	PR
1.	Wally Henry (1981).....	54
2.	Rod Harris (1991).....	53
3.	DeSean Jackson (2008).....	50
4t.	Brian Mitchell (2002).....	46
	Larry Marshall (1977).....	46

PUNT RETURN YARDS

Rk	Player	Yds
1.	Brian Mitchell (2002).....	567
2.	Darren Sproles (2014).....	506
3.	Vai Sikahema (1992).....	503
4.	Larry Marshall (1977).....	489
5.	Brian Mitchell (2001).....	467

PUNT RETURN TDs

Rk	Player	TD
1t.	Darren Sproles (2015).....	2
	Darren Sproles (2014).....	2
	DeSean Jackson (2009).....	2
	Brian Westbrook (2003).....	2

LONGEST PUNT RETURNS

Rk	Player	Yds
1.	Damaris Johnson (12/2/2012 at Cowboys).....	98t
2.	Darren Sproles (9/27/2015 at Jets).....	89t
3.	Vai Sikahema (11/22/1992 at Giants).....	87t
4.	DeSean Jackson (9/13/2009 at Panthers).....	85t
5.	Brian Westbrook (10/19/2003 at Giants).....	84t
6.	Darren Sproles (12/6/2015 at Patriots).....	83t
7.	Darren Sproles (9/28/2014 at 49ers).....	82t
8t.	Brian Westbrook (12/21/2003 vs. 49ers).....	81t
	Tommy McDonald (10/4/1959 vs. Giants).....	81t
10.	Ernie Steele (10/25/1942 at Bears) (lateral).....	80t

MOST PUNT RETURNS, Game

Rk	Player	PR
1.	Larry Marshall (9/18/77 vs. Buccaneers).....	9
2t.	DeSean Jackson (9/7/08 vs. Rams)	8
	Evan Cooper (10/26/86 vs. Chargers).....	8
	Vai Sikahema (12/13/92 at Seahawks).....	8

MOST PUNT RETURN YARDS, Game

Rk	Player	Yds
1.	Alvin Haymond (10/6/68 at Washington).....	140
2.	Darren Sproles (12/6/15 at Patriots).....	115
3.	Vai Sikahema (11/22/92 at Giants).....	111

STARTING QB RECORDS



STARTING QUARTERBACK RECORDS (SINCE 1956)

2019	Carson Wentz	9-7		Koy Detmer	1-4	1976	Mike Boryla	3-7
2018	Carson Wentz	5-6		Rodney Peete	1-3		Roman Gabriel	1-3
	Nick Foles	4-1	1997	Ty Detmer	2-5	1975	Roman Gabriel	2-7
2017	Carson Wentz	11-2		Bobby Hoying	2-3-1		Mike Boryla	2-3
	Nick Foles	2-1		Rodney Peete	2-1	1974	Roman Gabriel	4-7
2016	Carson Wentz	7-9	1996	Ty Detmer	7-4		Mike Boryla	3-0
2015	Sam Bradford	7-7		Rodney Peete	3-2	1973	Roman Gabriel	5-8-1
	Mark Sanchez	0-2	1995	Rodney Peete	9-3	1972	John Reaves	0-7
2014	Nick Foles	6-2		Randall Cunningham	1-3		Pete Liske	2-4-1
	Mark Sanchez	4-4	1994	Randall Cunningham	7-7	1971	Pete Liske	5-5
2013	Michael Vick	2-4		Bubby Brister	0-2		Rick Arrington	1-2-1
	Nick Foles	8-2	1993	Bubby Brister	4-4	1970	Norm Snead	3-9-1
2012	Michael Vick	3-7		Randall Cunningham	4-0		Rick Arrington	0-1
	Nick Foles	1-5		Ken O'Brien	0-4	1969	Norm Snead	4-8-1
2011	Michael Vick	7-6	1992	Randall Cunningham	10-5		George Mira	0-1
	Vince Young	1-2		Jim McMahon	1-0	1968	Norm Snead	2-9
2010	Michael Vick	8-3	1991	Jim McMahon	8-3		King Hill	0-2
	Kevin Kolb	2-3		Randall Cunningham	1-0		John Huarte	0-1
2009	Donovan McNabb	10-4		Jeff Kemp	1-1	1967	Norm Snead	6-7-1
	Kevin Kolb	1-1		Brad Goebel	0-2	1966	Norm Snead	5-5
2008	Donovan McNabb	9-6-1	1990	Randall Cunningham	10-6		King Hill	2-0
2007	Donovan McNabb	8-6	1989	Randall Cunningham	11-5		Jack Concannon	2-0
	A.J. Feeley	0-2	1988	Randall Cunningham	10-6	1965	Norm Snead	4-5
2006	Donovan McNabb	5-5	1987	Randall Cunningham	7-5		King Hill	1-4
	Jeff Garcia	5-1		Scott Tinsley	0-3	1964	Norm Snead	4-6
2005	Donovan McNabb	4-5	1986	Ron Jaworski	3-6		King Hill	1-1
	Mike McMahon	2-5		Randall Cunningham	1-3-1		Jack Concannon	1-1
2004	Donovan McNabb	13-2		Matt Cavanaugh	1-1	1963	Sonny Jurgensen	2-6-1
	Koy Detmer	0-1	1985	Ron Jaworski	6-6		King Hill	0-4-1
2003	Donovan McNabb	12-4		Randall Cunningham	1-3	1962	Sonny Jurgensen	3-9-1
2002	Donovan McNabb	7-3	1984	Ron Jaworski	5-7-1		King Hill	0-1
	A.J. Feeley	4-1		Joe Pisarcik	1-2	1961	Sonny Jurgensen	10-4
	Koy Detmer	1-0	1983	Ron Jaworski	5-11	1960	Norm Van Brocklin	10-2
2001	Donovan McNabb	11-5	1982	Ron Jaworski	3-6	1959	Norm Van Brocklin	7-5
2000	Donovan McNabb	11-5	1981	Ron Jaworski	10-6	1958	Norm Van Brocklin	2-9-1
1999	Doug Pederson	2-7	1980	Ron Jaworski	12-4	1957	Bobby Thomason	2-5
	Donovan McNabb	2-4	1979	Ron Jaworski	11-5		Sonny Jurgensen	2-3
	Koy Detmer	1-0	1978	Ron Jaworski	9-7	1956	Bobby Thomason	3-5-1
1998	Bobby Hoying	1-6	1977	Ron Jaworski	5-9		Adrian Burk	0-3



DONOVAN McNABB



CARSON WENTZ



NICK FOLES

RETURN TOUCHDOWNS



INTERCEPTIONS RETURNED FOR TOUCHDOWNS

Date	Player	Yds			
10/6/19	Nathan Gerry vs. Jets (W)	51	12/19/82	Richard Blackmore vs. Oilers (W)	20
1/21/18	<u>Patrick Robinson vs. Vikings (W)</u>	50	12/17/78	Frank LeMaster vs. Giants (W)	9
10/29/17	Jalen Mills vs. 49ers (W)	37	10/15/78	John Sanders vs. Washington (W)	19
12/22/16	Malcolm Jenkins vs. Giants (W)	34	12/21/75	Frank LeMaster at Washington (W)	89
12/11/16	Leodis McKelvin vs. Washington (L)	29	12/21/75	Joe Lavender at Washington (W)	36
10/16/16	Malcolm Jenkins at Washington (L)	64	9/29/74	Joe Lavender vs. Baltimore Colts (W)	37
12/6/15	Malcolm Jenkins at Patriots (W)	99	12/9/73	John Outlaw vs. Jets (W)	45
11/8/15	Jordan Hicks* at Cowboys (W)	67	12/19/71	Al Nelson at Giants (W)	19
10/19/15	Nolan Carroll vs. Giants (W)	17	10/19/69	Bill Bradley* at Cowboys (L)	56
11/10/14	Bradley Fletcher vs. Panthers (W)	34	10/13/69	Nate Ramsey at Baltimore Colts (L)	26
9/28/14	Malcolm Jenkins at 49ers (L)	53	9/21/69	Joe Scarpati vs. Browns (L)	34
12/22/13	Brandon Boykin vs. Bears (W)	54	12/10/67	Joe Scarpati at Cowboys (L)	67
11/13/11	Asante Samuel vs. Cardinals (L)	20	10/8/67	Don Hultz at Falcons (W)	16
11/15/10	Dimitri Patterson at Washington (W)	40	11/20/66	Jim Nettles at 49ers (W)	34
12/6/09	Sheldon Brown at Falcons (W)	83	12/12/65	Jim Nettles* at Steelers (W)	56
10/26/09	Will Witherspoon at Washington (W)	9	12/12/65	George Tarasovic at Steelers (W)	40
1/4/09	<u>Asante Samuel at Vikings (W)</u>	44	12/12/65	Maxie Baughan at Steelers (W)	33
12/15/08	Asante Samuel vs. Browns (W)	50	12/6/64	Joe Scarpati* vs. Cowboys (W)	24
10/12/08	Juqua Parker at 49ers (W)	55	10/25/64	Irv Cross at Steelers (W)	94
12/17/06	Trent Cole at Giants (W)	19	11/10/63	Lee Roy Caffey* at Giants (L)	87
12/10/06	Michael Lewis at Washington (W)	84	10/13/57	Jimmy Harris* at Browns (L)	65
11/12/06	Sheldon Brown vs. Washington (W)	70	10/5/57	Jerry Norton vs. Giants (L)	99
10/8/06	Lito Sheppard vs. Cowboys (W)	102	10/14/56	Eddie Bell at Steelers (W)	28
10/2/05	Sheldon Brown at Chiefs (W)	40	11/13/55	Bibbles Bawel vs. Browns (W)	40
11/15/04	Lito Sheppard at Cowboys (W)	101	10/15/55	Bibbles Bawel at Steelers (L)	42
10/17/04	Lito Sheppard vs. Panthers (W)	64	12/12/54	Jerry Norton* vs. Giants (W)	69
10/5/03	ND Kalu vs. Washington (W)	15	11/15/53	Chuck Bednarik vs. Baltimore Colts (W)	26
1/11/03	<u>Bobby Taylor vs. Falcons (W)</u>	39	12/14/52	Mike Jarmoluk at Washington (L)	45
12/21/02	Shawn Barber at Cowboys (W)	80	12/7/52	Vic Sears vs. Dallas Texans (W)	9
12/1/02	Bobby Taylor vs. Rams (W)	23	11/2/52	Russ Craft at Packers (L)	32
1/12/02	<u>Damon Moore vs. Buccaneers (W)</u>	59	10/29/50	Joe Muha vs. Washington (W)	19
11/18/01	Jeremiah Trotter at Cowboys (W)	50	10/22/50	Norm Willey* at Steelers (W)	41
11/18/01	William Hampton at Cowboys (W)	33	9/24/50	Frank Reagan at Chicago Cardinals (W) (lateral)	46
11/19/00	Mike Caldwell vs. Cardinals (W)	26	12/4/49	Joe Muha at Giants (W)	28
9/3/00	Jeremiah Trotter at Cowboys (W)	27	11/20/49	Pat McHugh vs. NY Bulldogs (W)	21
1/2/00	Mike Mamula vs. Rams (W)	41	11/10/46	Gil Steinke at Giants (L)	52
1/2/00	Al Harris vs. Rams (W)	17	12/3/44	Vic Linskog* vs. Brooklyn Tigers (W)	65
11/21/99	Brandon Whiting vs. Colts (L)	22	11/26/44	Tom Miller vs. Bears (L)	35
10/24/99	Brian Dawkins at Dolphins (L)	67	11/19/44	Jack Hinkle at Washington (W)	50
10/3/99	Bobby Taylor at Giants (L)	18	11/7/43	Larry Cabrelli vs. Washington (T)	24
12/7/97	Brian Dawkins vs. Giants (L)	64	10/31/43	Ben Kish vs. Chicago Cardinals (W)	86
11/3/96	Troy Vincent at Cowboys (W) (lateral)	90	9/16/38	Jay Arnold at Pittsburgh Pirates (W)	22
12/30/95	<u>William Thomas vs. Lions (W)</u>	30	10/10/37	Maurice Harper* at Washington (W)	20
12/30/95	<u>Barry Wilburn vs. Lions (W)</u>	24	11/6/34	Swede Hanson vs. Cincinnati Reds (W)	---
9/10/95	William Thomas at Cardinals (W)	37	11/26/33	Lee Woodruff vs. Cincinnati Reds (W)	55
12/24/94	Mike Zordich at Bengals (L)	18			
10/30/94	Greg Jackson at Washington (W)	55			
12/26/93	Eric Allen vs. Saints (W)	33			
12/26/93	Eric Allen vs. Saints (W)	25			
10/3/93	Eric Allen at Jets (W)	94			
9/19/93	Eric Allen vs. Washington (W)	29			
1/3/93	<u>Eric Allen at Saints (W)</u>	18			
12/6/92	Seth Joyner vs. Vikings (W)	24			
11/22/92	Seth Joyner at Giants (W)	43			
12/22/91	Otis Smith vs. Washington (W)	74			
12/23/90	Eric Allen vs. Cowboys (W)	35			
11/25/90	Byron Evans vs. Giants (W)	23			
11/12/90	William Frizzell vs. Washington (W)	30			
12/3/89	Clyde Simmons at Giants (W)	60			
9/10/89	Eric Everett vs. Seahawks (W)	30			
10/27/85	Wes Hopkins vs. Bills (W)	24			
9/29/85	Herman Edwards vs. Giants (L)	3			

* Rookie [Playoff Game](#)



MALCOLM JENKINS

RETURN TOUCHDOWNS



FUMBLES RETURNED FOR TOUCHDOWNS

Date	Player	Yds			
12/15/19	Nigel Bradham at Washington (W)	48	11/27/60	J.D. Smith vs. Giants (W)	0
10/6/19	Orlando Scandrick vs. Jets (W)	44	11/20/60	Jimmy Carr at Giants (W)	38
12/25/17	Derek Barnett* vs. Raiders (W)	23	12/13/59	Don Owens vs. Browns (L)	3
12/10/17	Brandon Graham at Rams (W)	16	11/22/59	Jerry Huth vs. Los Angeles Rams (W)	0
11/26/17	Nelson Agholor vs. Bears (W)	0	10/4/59	Chuck Weber vs. Giants (W)	0
11/19/17	Nigel Bradham at Cowboys (W)	37	12/12/54	Norm Willey vs. Giants (W)	0
9/10/17	Fletcher Cox at Washington (W)	20	10/25/53	Tom Scott* at Chicago Cardinals (W)	0
1/3/16	Walter Thurmond at Giants (W)	83	12/7/52	Ebert Van Buren vs. Dallas Texans (W)	0
10/5/14	Cedric Thornton vs. Rams (W)	0	11/16/52	Pete Pihos vs. Chicago Cardinals (W)	12
9/7/14	Fletcher Cox vs. Jaguars (W)	17	11/9/52	Mike Jarmoluk vs. Washington (W)	16
10/27/13	Najee Goode vs. Giants (L)	2	11/4/51	Gerry Cowhig at Steelers (W)	25
12/18/11	Juqua Parker vs. Jets (W)	47	10/29/50	John Green vs. Washington (W)	2
11/7/11	Brian Rolle vs. Bears (L)	22	11/6/49	Russ Craft vs. Los Angeles Rams (W)	21
9/11/11	Juqua Parker at Rams (W)	56	10/31/48	Bosh Pritchard at Steelers (W)	18
10/10/10	Quintin Mikell at 49ers (W)	52	10/5/47	Joe Muha vs. Giants (W)	2
12/13/09	Sheldon Brown at Giants (W)	60	10/8/44	Jack Banta vs. Washington (T)	0
9/13/09	Victor Abiamiri at Panthers (W)	2	10/31/43	Jack Hinkle vs. Chicago Cardinals (W)	0
12/28/08	Joselio Hanson vs. Cowboys (W)	96	10/24/43	Al Wukits* at Giants (L)	2
12/28/08	Chris Clemons vs. Cowboys (W)	73	11/1/42	Rupert Pate at Washington (L)	53
9/15/08	Chris Gocong at Cowboys (L)	0	9/20/42	Vic Sears at Cleveland Rams (L)	25
12/30/07	Kevin Curtis vs. Bills (W)	0	9/15/40	Don Looney* at Packers (L)	44
12/23/07	Kevin Curtis at Saints (W)	0	10/15/39	Theodore Schmitt at Giants (L)	63
9/24/06	Mike Patterson at 49ers (W)	98	9/25/38	Bob Pylman* vs. Giants (W)	88
10/9/05	Sheldon Brown at Cowboys (L)	80	9/25/38	Joe Carter vs. Giants (W)	92
1/16/05	<u>Freddie Mitchell vs. Vikings (W)</u>	0	9/16/38	Jay Arnold at Pittsburgh Pirates (W)	18
12/15/02	Carlos Emmons vs. Washington (W)	44	10/31/37	Joe Pilconis at Pittsburgh Pirates (L)	22
12/9/01	Brian Dawkins vs. Chargers (W)	49			
9/30/01	Damon Moore vs. Cowboys (W)	10			
9/15/97	William Thomas at Cowboys (L)	37			
12/22/96	Mike Mamula vs. Cardinals (W)	4			
10/13/96	William Thomas at Giants (W)	23			
9/30/96	Rhett Hall vs. Cowboys (L)	32			
12/24/95	Jerome Henderson at Bears (L)	0			
10/29/95	Kevin Johnson vs. St. Louis Rams (W)	37			
10/15/95	Mike Zordich at Giants (W)	58			
9/24/95	Greg Jackson at Raiders (L)	45			
1/3/94	Byron Evans at 49ers (W)	30			
9/13/92	Reggie White at Phoenix Cardinals (W)	37			
11/24/91	Seth Joyner at Phoenix Cardinals (W)	34			
11/24/91	Clyde Simmons at Phoenix Cardinals (W)	0			
10/6/91	Seth Joyner at Buccaneers (L)	0			
11/12/90	Clyde Simmons vs. Washington (W)	18			
12/3/89	Andre Waters at Giants (W)	3			
11/20/88	Cris Carter at Giants (W)	0			
9/20/87	Seth Joyner vs. Saints (W)	18			
9/13/87	Reggie White at Washington (L)	70			
12/15/85	Dave Little at Chargers (L)	0			
12/26/82	Greg Brown at Cowboys (W)	0			
10/11/81	Frank LeMaster at Saints (W)	47			
9/27/81	Greg Brown* vs. Washington (W)	7			
11/16/80	Jerry Robinson at Washington (W)	59			
11/19/78	Herman Edwards at Giants (W)	26			
12/1/74	Will Wynn vs. Packers (W)	87			
10/6/74	Bill Dunstan at Chargers (W)	46			
9/23/74	Joe Lavender vs. Cowboys (W)	96			
11/4/73	Will Wynn* vs. Patriots (W)	24			
11/21/71	Steve Smith at St. Louis Cardinals (W)	5			
11/21/71	Ben Hawkins at St. Louis Cardinals (W)	5			
11/15/70	Steve Preece vs. Falcons (T)	21			
12/18/66	Harold Wells at Washington (W)	60			
10/10/65	George Tarasovic at Cowboys (W)	62			
11/22/64	Mike Morgan* vs. St. Louis Cardinals (L)	0			

* Rookie Playoff Game

LONGEST FUMBLE RETURN FOR TD

Rk	Player	Yds
1.	Mike Patterson (9/24/06 at 49ers)	98t
2t.	Joselio Hanson (12/28/08 vs. Cowboys)	96t
	Joe Lavender (9/23/74 vs. Cowboys)	96t
4.	Joe Carter (9/25/38 vs. Giants)	92t
5.	Boby Pylman (9/25/38 vs. Giants)	88t
6.	Will Wynn (12/1/74 vs. Packers)	87t
7.	Walter Thurmond (1/3/16 at Giants)	83t
8.	Sheldon Brown (10/9/05 at Cowboys)	80t
9.	Chris Clemons (12/28/08 vs. Cowboys)	73t
10.	Reggie White (9/13/87 at Washington)	70t

MOST FUMBLE RECOVERY TDS, Career

Rk	Player	FR-TD
1.	Seth Joyner (1986-93)	3
2t.	Fletcher Cox (2012-)	2
	Nigel Bradham (2016-19)	2
	Juqua Parker (2005-11)	2
	Kevin Curtis (2007-09)	2
	Sheldon Brown (2002-09)	2
	William Thomas (1991-97)	2
	Reggie White (1985-92)	2
	Clyde Simmons (1986-90)	2
	Greg Brown (1981-84)	2
	Will Wynn (1973-76)	2

MOST FUMBLE RECOVERY TDS, Season

Rk	Player	FR-TD
1t.	Juqua Parker (2011)	2
	Kevin Curtis (2007)	2
	Seth Joyner (1991)	2

RETURN TOUCHDOWNS



KICKOFFS RETURNED FOR TDs

Date	Player	Yds
11/23/14	Josh Huff* vs. Titans (W)	107
9/17/61	Timmy Brown vs. Browns (W)	105
10/7/50	Russ Craft vs. Los Angeles Rams (W)	103
9/21/14	Chris Polk vs. Washington (W)	102
11/13/38	Dave Smukler at Brooklyn Dodgers (L)	100
11/23/08	Quintin Demps* at Ravens (L)	100
9/22/63	Timmy Brown vs. Cardinals (L)	100
12/2/62	Timmy Brown at Washington (W)	99
12/11/77	Wilbert Montgomery* vs. Giants (W)	99
10/23/16	Josh Huff vs. Vikings (W)	98
9/22/68	Alvin Haymond vs. Giants (L)	98
12/2/45	Steve Van Buren at Giants (L)	98
11/1/42	Bosh Pritchard* at Washington (L)	97
9/22/96	Derrick Witherspoon at Falcons (W)	97
11/12/44	Steve Van Buren* vs. Giants (T)	97
9/24/55	Jerry Norton vs. Giants (W)	96
11/24/96	Derrick Witherspoon at Cardinals (L)	95
9/28/47	Steve Van Buren vs. Washington (W)	95
11/4/01	Brian Mitchell at Cardinals (W)	94
12/24/94	Herschel Walker at Bengals (L)	94
11/6/66	Timmy Brown vs. Cowboys (W)	93
12/2/79	Billy Campfield vs. Lions (W)	92
11/6/66	Timmy Brown vs. Cowboys (W)	90
11/14/99	Allen Rossum vs. Washington (W)	89
11/18/84	Andre Waters* vs. Washington (W)	89
10/1/00	Brian Mitchell vs. Falcons (W)	89
10/16/16	Wendell Smallwood* at Washington (L)	86
12/17/95	Derrick Witherspoon vs. Cardinals (W)	86
11/2/97	Willie Clark at Cardinals (L)	39

* Rookie [Playoff Game](#)

BLOCKED PUNTS RETURNED FOR TDs

Date	Player	Yds
12/6/15	Najee Goode at Patriots (W)	24
12/28/14	Trey Burton* at Giants (W)	27
10/5/14	Chris Maragos vs. Rams (W)	10
9/28/14	Brad Smith at 49ers (L)	0
11/22/92	Ken Rose at Giants (W)	3
9/2/84	Rich Kraynak at Giants (L)	8
10/31/71	Bill Hobbs vs. Broncos (W)	0
12/20/70	Mike Dirks vs. Steelers (W)	0
11/12/67	Jim Nettles at Los Angeles Rams (L)	0
12/18/49	<u>Leo Skladany* at Los Angeles Rams (W)</u>	2
11/3/46	Augie Lio vs. Giants (W)	0

* Rookie [Playoff Game](#)

MISSED FIELD GOALS RETURNED FOR TDs

Date	Player	Yds
9/26/71	Al Nelson vs. Cowboys (L)	101
12/11/66	Al Nelson vs. Browns (W)	100
9/16/62	Timmy Brown vs. St. Louis Cardinals (L)	99

BLOCKED FIELD GOALS RETURNED FOR TDs

Date	Player	Yds
10/23/05	Matt Ware vs. Chargers (W)	65
11/20/88	Clyde Simmons at Giants (W)	15

PUNTS RETURNED FOR TDs

Date	Player	Yds
12/2/12	Damaris Johnson* at Cowboys (L)	98
9/27/15	Darren Sproles at Jets (W)	89
11/22/92	Vai Sikahema at Giants (W)	87
9/13/09	DeSean Jackson at Panthers (W)	85
10/19/03	Brian Westbrook at Giants (W)	84
12/6/15	Darren Sproles at Patriots (W)	83
9/28/14	Darren Sproles at 49ers (L)	82
12/21/03	Brian Westbrook vs. 49ers (L)	81
10/4/59	Tommy McDonald vs. Giants (W)	81
10/25/42	Ernie Steele* at Bears (L) (lateral)	80
12/21/47	<u>Bosh Pritchard at Steelers (W)</u>	79
11/25/02	Brian Mitchell at 49ers (W)	76
11/30/86	Greg Garrity at Los Angeles Raiders (W)	76
12/13/09	DeSean Jackson at Giants (W)	72
9/24/00	Brian Mitchell at Saints (W)	72
10/30/49	Clyde Scott* at Steelers (W)	70
11/23/47	Pat McHugh* at Boston Yanks (L)	69
10/5/08	DeSean Jackson* vs. Washington (L)	68
11/6/66	Aaron Martin vs. Cowboys (W)	67
12/3/61	Timmy Brown at Steelers (W)	66
11/10/14	Darren Sproles vs. Panthers (W)	65
12/19/10	DeSean Jackson at Giants (W)	65
12/19/65	Bob Shann* vs. Lions (L)	63
10/11/59	Art Powell* vs. Steelers (W)	58
9/3/78	Wally Henry vs. Los Angeles Rams (L)	57
11/9/52	Don Stevens* vs. Washington (W)	56
10/31/48	Bosh Pritchard at Steelers (W)	55
10/22/44	Steve Van Buren* vs. Boston Yanks (W)	55
10/6/68	Alvin Haymond at Washington (L)	54
10/26/52	Bibbles Bawel* at Giants (W)	52
12/8/46	Steve Van Buren at Boston Yanks (W)	50
12/4/49	Frank Reagan at Giants (W)	41
11/2/47	Pete Pihos* at Washington (W)	26
10/18/36	Stumpy Thomason at Boston (L)	15

* Rookie [Playoff Game](#)



DARREN SPROLES



PASSING

MOST ATTEMPTS

1. Carson Wentz (2016).....	607
2. Nick Foles (2012).....	265
3. John Reaves (1972).....	224
4. Donovan McNabb (1999).....	216
5. Davey O'Brien (1939).....	201
6. Mike Boryla (1974).....	102
7. Foster Watkins (1940).....	85
8. Randall Cunningham (1985).....	81
9t. Rick Arrington (1970).....	73
Red Kirkman (1933).....	73

MOST COMPLETIONS

1. Carson Wentz (2016).....	379
2. Nick Foles (2012).....	161
3. John Reaves (1972).....	108
4. Donovan McNabb (1999).....	106
5. Davey O'Brien (1939).....	99
6. Mike Boryla (1974).....	60
7. Rick Arrington (1970).....	37
8. Randall Cunningham (1985).....	34
9. Sonny Jurgensen (1957).....	33
10t. Matt Barkley (2013).....	30
Brad Goebel (1991).....	30

MOST PASSING YARDS

1. Carson Wentz (2016).....	3,782
2. Nick Foles (2012).....	1,699
3. John Reaves (1972).....	1,508
4. Davey O'Brien (1939).....	1,324
5. Donovan McNabb (1999).....	948
6. Mike Boryla (1974).....	580
7. Foster Watkins (1940).....	565
8. Randall Cunningham (1985).....	548
9. Sonny Jurgensen (1957).....	470
10. Red Kirkman (1933).....	354

MOST TOUCHDOWNS

1. Carson Wentz (2016).....	16
2. Donovan McNabb (1999).....	8
3. John Reaves (1972).....	7
4t. Nick Foles (2012).....	6
Davey O'Brien (1939).....	6
6t. Mike Boryla (1974).....	5
Sonny Jurgensen (1957).....	5

HIGHEST COMPLETION PERCENTAGE

1. Carson Wentz (2016).....	62.4
2. Nick Foles (2012).....	60.8
3. Mike Boryla (1974).....	58.8
4. Davey O'Brien (1939).....	49.3
5. Donovan McNabb (1999).....	49.1

(min. 75 attempts)

HIGHEST PASSER RATING

1. Carson Wentz (2016).....	79.3
2. Nick Foles (2012).....	79.1
3. Mike Boryla (1974).....	78.9
4. Donovan McNabb (1999).....	60.1
5. John Reaves (1972).....	58.4

(min. 75 attempts)

RUSHING

MOST ATTEMPTS

1. Po James (FB) (1972).....	182
2. Miles Sanders (2019).....	179
3. Keith Byars (FB) (1986).....	177
4. Lee Bougness (FB) (1970).....	159
5. LeSean McCoy (2009).....	155
6. Billy Barnes (1957).....	143
7. James Joseph (1991).....	135
8. Correll Buckhalter (2001).....	129
9. Clarence Peaks (1957).....	125
10. Mike Hogan (1976).....	123

MOST RUSHING YARDS

1. Miles Sanders (2019).....	818
2. LeSean McCoy (2009).....	637
3. Correll Buckhalter (2001).....	586
4. Keith Byars (FB) (1986).....	577
5. Po James (FB) (1972).....	565
6. Bryce Brown (2012).....	564
7. Mike Hogan (FB) (1976).....	561
8. Billy Barnes (1957).....	529
9. Josh Adams (2018).....	511
10. Clarence Peaks (1957).....	495

MOST TOUCHDOWNS

1t. Steve Van Buren (1944).....	5
Don Johnson (1953).....	5
3t. Corey Clement (2017).....	4
Bryce Brown (2012).....	4
LeSean McCoy (2009).....	4
Ken Keller (1956).....	4
Mel Bleeker (1944).....	4
Jim Castiglia (FB) (1941).....	4

RECEIVING

MOST RECEPTIONS

1. Keith Jackson (TE) (1988).....	81
2. Jordan Matthews (2014).....	67
3. DeSean Jackson (2008).....	62
4. Don Looney (E) (1940).....	58
5. Jeremy Maclin (2009).....	56
6. Charle Young (TE) (1973).....	55
7t. Miles Sanders (RB) (2019).....	50
Lee Bougness (RB) (1970).....	50
9. Reggie Brown (2005).....	43
10t. Victor Bailey (1993).....	41
Junior Tautalasati (RB) (1986).....	41

MOST RECEIVING YARDS

1. DeSean Jackson (2008).....	912
2. Jordan Matthews (2014).....	872
3. Keith Jackson (TE) (1988).....	869
4. Charle Young (TE) (1973).....	854
5. Jeremy Maclin (2009).....	773
6. Fred Barnett (1990).....	721
7. Don Looney (E) (1940).....	707
8. Calvin Williams (1990).....	602
9. Reggie Brown (2005).....	571
10. Victor Bailey (1993).....	545

MOST TOUCHDOWNS

1. Calvin Williams (1990).....	9
2t. Jordan Matthews (2014).....	8
Fred Barnett (1990).....	8
Bobby Walston (E) (1951).....	8
5. Pete Pihos (E) (1947).....	7
6t. Keith Jackson (TE) (1988).....	6
Charle Young (TE) (1973).....	6
8. Hal Giancanelli (B) (1953).....	5

TOTAL OFFENSE

MOST SCRIMMAGE YARDS

1. Miles Sanders (RB) (2019).....	1,327
2. DeSean Jackson (WR) (2008).....	1,008
3. LeSean McCoy (RB) (2009).....	945
4. Charle Young (TE) (1973).....	878
5. Jordan Matthews (WR) (2014).....	872
6. Keith Jackson (TE) (1988).....	869
7. Lee Bougness (RB) (1970).....	802
8. Jeremy Maclin (WR) (2009).....	766
9. Billy Barnes (RB) (1957).....	741
10. Fred Barnett (WR) (1990).....	734

MOST TOUCHDOWNS

1. Calvin Williams (WR) (1990).....	9
2t. Jordan Matthews (WR) (2014).....	8
Fred Barnett (WR) (1990).....	8
Bobby Walston (E) (1951).....	8
Pete Pihos (E) (1947).....	8
Mel Bleeker (RB) (1944).....	8
7t. Charle Young (TE) (1973).....	7
Don Johnson (RB) (1953).....	7
Steve Van Buren (RB) (1944).....	7
10t. Miles Sanders (RB) (2019).....	6
Corey Clement (RB) (2017).....	6
Keith Jackson (TE) (1988).....	6
Hal Giancanelli (B) (1953).....	6



MILES SANDERS



SACKS

MOST SACKS (SINCE 1982)

1.	Corey Simon (DT) (2000).....	9.5
2.	Derrick Burgess (DE) (2001).....	6.0
3t.	Fletcher Cox (DT) (2012).....	5.5
	Mike Mamula (DE) (1995).....	5.5
5t.	Derek Barnett (DE) (2017).....	5.0
	Trent Cole (DE) (2005).....	5.0
7.	Jerome Brown (DT) (1987).....	4.0
8.	Mike Patterson (DT) (2005).....	3.5
9.	Brandon Graham (DE) (2010).....	3.0

INTERCEPTIONS

MOST INTERCEPTIONS (SINCE 1940)

1t.	Tom Brookshier (DB) (1953).....	8
	Ed "Bibbles" Bawel (B) (1952).....	8
3.	Herman Edwards (DB) (1977).....	6
4t.	Eric Allen (DB) (1988).....	5
	Randy Logan (S) (1973).....	5
	Jerry Norton (DB) (1954).....	5
	Steve Van Buren (B) (1944).....	5
8t.	Roynell Young (CB) (1980).....	4
	Brenard Wilson (S) (1979).....	4

KICKING

MOST POINTS

1.	Cody Parkey (2014).....	150
2.	Alex Henery (2011).....	118
3.	Paul McFadden (1984).....	116
4.	Jake Elliott (2017).....	110
5.	Tony Franklin (1979).....	105

MOST FIELD GOALS

1.	Cody Parkey (2014).....	32
2.	Paul McFadden (1984).....	30
3.	Jake Elliott (2017).....	26
4.	Alex Henery (2011).....	24
5.	Tony Franklin (1979).....	23

MOST FIELD GOAL ATTEMPTS

1.	Paul McFadden (1984).....	37
2.	Cody Parkey (2014).....	36
3t.	Jake Elliott (2017).....	31
	Tony Franklin (1979).....	31
5.	Alex Henery (2011).....	27

HIGHEST FIELD GOAL PERCENTAGE

1t.	Cody Parkey (2014).....	88.9
	Alex Henery (2011).....	88.9
3.	Jake Elliott (2017).....	83.7
4.	Paul McFadden (1984).....	81.1
5.	Tony Franklin (1979).....	74.2

(min. 16 FG attempts)

PUNTING

MOST PUNTS

1.	John Teltschik (1986).....	108
2.	Tom Hutton (1995).....	85
3.	Merritt Kersey (1974).....	82
4t.	Max Runager (1979).....	74
	Bill Bradley (1969).....	74

MOST PUNTING YARDS

1.	John Teltschik (1986).....	4,493
2.	Tom Hutton (1995).....	3,682
3.	Sav Rocca (2007).....	3,066
4.	Merritt Kersey (1974).....	2,959
5.	Bill Bradley (1969).....	2,942

HIGHEST GROSS AVERAGE

1.	Tom Hutton (1995).....	43.32
2.	Chas Henry (2011).....	42.88
3.	Sav Rocca (2007).....	42.00
4.	John Teltschik (1986).....	41.60
5.	Bill Bradley (1969).....	39.76

(min. 2.5 punts/game)

KICKOFF RETURNS

MOST KICKOFF RETURNS

1.	Quintin Demps (2008).....	52
2.	Herman Hunter (1985).....	48
3.	Duce Staley (1997).....	47
4.	Brandon Boykin (2012).....	45
5.	Allen Rossum (1998).....	44
6.	J.R. Reed (2004).....	33
7t.	Jorrick Calvin (2010).....	32
	Billy Walik (1970).....	32
9.	Dion Lewis (2011).....	31
10t.	Ted Dean (1960).....	26
	Al Nelson (1965).....	26

MOST KICKOFF RETURN YARDS

1.	Quintin Demps (2008).....	1,314
2.	Duce Staley (1997).....	1,139
3.	Allen Rossum (1998).....	1,080
4.	Herman Hunter (1985).....	1,047
5.	Brandon Boykin (2012).....	1,037
6.	Billy Walik (1970).....	805
7.	J.R. Reed (2004).....	761
8.	Jorrick Calvin (2010).....	692
9.	Al Nelson (1965).....	683
10.	Dion Lewis (2011).....	669

KICKOFF RETURN AVERAGE (SINCE 1941)

1.	Josh Huff (2014).....	29.6
2.	Tommy McDonald (1957).....	27.6
3.	Israel Lang (1964).....	27.1
4.	Art Powell (1959).....	27.1
5.	Don Stevens (1952).....	27.1
6.	Wilbert Montgomery (1977).....	26.9
7.	Al Nelson (1965).....	26.3
8.	Quintin Demps (2008).....	25.3
9.	Billy Walik (1970).....	25.2
10.	Allen Rossum (1998).....	24.6

(min. 10 returns)

PUNT RETURNS

MOST PUNT RETURNS

1.	DeSean Jackson (2008).....	50
2.	Evan Cooper (1984).....	40
3.	Ed "Bibbles" Bawel (1952).....	34
4.	Bill Bradley (1969).....	28
5t.	Damaris Johnson (2012).....	26
	Tommy McDonald (1957).....	26
7.	Allen Rossum (1998).....	22
8.	Jerry Norton (1954).....	21
9t.	Bobby Morse (1987).....	20
	Billy Walik (1970).....	20

MOST PUNT RETURN YARDS

1.	DeSean Jackson (2008).....	440
2.	Damaris Johnson (2012).....	291
3.	Ed "Bibbles" Bawel (1952).....	261
4.	Evan Cooper (1984).....	250
5.	Steve Van Buren (1944).....	230
6.	Dexter Wynn (2004).....	194
7.	Allen Rossum (1998).....	187
8.	Ernie Steele (1942).....	184
9.	Bill Bradley (1969).....	181
10.	Don Stevens (1952).....	17

PUNT RETURN AVERAGE (SINCE 1941)

1.	Pat McHugh (1947).....	15.7
2.	Steve Van Buren (1944).....	15.3
3.	Damaris Johnson (2012).....	11.2
4.	Dexter Wynn (2004).....	10.8
5.	Don Stevens (1952).....	10.8
6.	Jorrick Calvin (2010).....	10.4
7t.	Ken Keller (1956).....	9.7
	Bosh Pritchard (1942).....	9.7
9.	DeSean Jackson (2008).....	8.8
10.	Allen Rossum (1998).....	8.5

(min. 10 returns)



COREY SIMON



MOST PASSING YARDS

Rk	Player	Yds
1.	Nick Foles (12/9/2012 at Buccaneers).....	381
2.	Carson Wentz (11/6/2016 at Giants).....	364
3.	Nick Foles (12/23/2012 vs. Washington).....	345
4.	Carson Wentz (12/11/2016 vs. Washington).....	314
5.	Carson Wentz (12/4/2016 at Bengals).....	308
6.	Carson Wentz (9/25/2016 vs. Steelers).....	301
7.	Davey O'Brien (11/12/1939 vs. Packers).....	289
8.	Carson Wentz (9/11/2016 vs. Browns) (first start).....	278

MOST COMPLETIONS

Rk	Player	Cmp
1.	Carson Wentz (12/4/2016 at Bengals).....	36
2t.	Carson Wentz (12/11/2016 vs. Washington).....	32
	Carson Wentz (10/30/2016 at Cowboys).....	32
	Nick Foles (12/23/2012 vs. Washington).....	32
	Nick Foles (12/9/2012 at Buccaneers).....	32

MOST PASSING TOUCHDOWNS

Rk	Player	TD
1t.	Donovan McNabb (1/2/2000 vs. StL Rams).....	3
	Sonny Jurgensen (11/24/1957 vs. Washington).....	3

MOST RUSHING YARDS

Rk	Player	Yds
1.	Bryce Brown (11/26/12 vs. Panthers).....	178
2.	Bryce Brown (12/2/12 at Cowboys).....	169
3.	Correll Buckhalter (10/7/01 vs. Cardinals).....	134
4.	Steve Van Buren (11/5/44 at Brooklyn Tigers).....	129
5.	Keith Byars (12/7/86 vs. StL Cardinals).....	127
6t.	Miles Sanders (12/15/19 at Washington).....	122
	Charlie Garner (10/9/94 vs. Washington).....	122
8.	Don Johnson (11/29/53 at Giants).....	121
9.	Ryan Moats (12/11/05 vs. Giants).....	114
10.	Charlie Garner (10/2/94 at 49ers).....	111

MOST RECEIVING YARDS

Rk	Player	Yds
1.	Don Looney (12/1/40 at Washington).....	180
2.	Hank Baskett (12/31/06 vs. Falcons).....	177
3.	Jeremy Maclin (1/9/10 at Cowboys) (NFC WC).....	146
4t.	Jeremy Maclin (10/11/09 vs. Buccaneers).....	142
	Keith Jackson (12/31/88 at Bears) (NFC D).....	142
6.	Jordan Matthews (11/10/14 vs. Panthers).....	138
7.	Don Looney (9/22/40 at Cleveland Rams).....	129
8.	Clyde Scott (11/13/49 at Washington).....	127
9.	Herman Hunter (10/13/85 vs. L.A. Rams).....	120
10.	Fred Meyer (11/1/42 at Washington).....	119
11.	Bobby Walston (10/21/51 at Giants).....	118
12.	Don Looney (9/15/40 at Packers).....	115

LONGEST RUSHING TD

Rk	Player	Yds
1.	Herman Hunter (11/24/1985 at Cowboys).....	74t
2.	John Brewer (10/4/1952 vs. Giants).....	71t
3t.	Steve Van Buren (11/5/1944 at Brooklyn Tigers).....	70t
	John Kusko (11/22/1936 vs. Bears).....	70t
5t.	LeSean McCoy (11/1/2009 vs. Giants).....	66t
	Don Johnson (11/15/1953 vs. Baltimore Colts).....	66t
7t.	Miles Sanders (10/27/19 at Bills).....	65t
	Bryce Brown (12/26/2012 vs. Panthers).....	65t
9.	Don Johnson (11/29/1953 at Giants).....	63t
10.	Ryan Moats (12/18/2005 at Rams).....	59t

LONGEST RECEIVING TD

Rk	Player	Yds
1.	Fred Barnett (12/2/1990 at Bills).....	95t
2.	Hank Baskett (12/31/2006 vs. Falcons).....	89t
3.	Hank Baskett (10/8/2006 vs. Cowboys).....	87t
4.	Kenny Jackson (10/21/1984 vs. Giants).....	83t
5.	Charle Young (11/18/1973 at Cowboys).....	80t
6.	Mel Bleeker (10/22/1944 vs. Boston Yanks).....	75t
7.	Glen Young (11/6/1983 vs. Cowboys).....	71t
8.	Clyde Scott (11/13/1949 at Washington).....	70t

LONGEST KICKOFF RETURNS

Rk	Player	Yds
1.	Josh Huff (11/23/14 vs. Titans).....	107t
2.	Quintin Demps (11/23/08 at Ravens).....	100t
3.	Wilbert Montgomery (12/11/77 vs. Giants).....	99t
4t.	Steve Van Buren (11/12/44 vs. Giants).....	97t
	Bosh Pritchard (11/1/42 at Washington).....	97t
6.	Art Powell (10/4/59 vs. Giants).....	95
7.	Andre Waters (11/18/84 vs. Washington).....	89t
8.	Wendell Smallwood (10/16/16 at Washington).....	86t
9.	Billy Walik (10/25/70 at Packers).....	82
10.	Jim Castiglia (10/19/41 vs. Washington).....	72

LONGEST PUNT RETURNS

Rk	Player	Yds
1.	Damaris Johnson (12/2/12 at Cowboys).....	98t
2.	Clyde Scott (10/30/49 at Steelers).....	70t
3.	Pat McHugh (11/23/47 at Boston Yanks).....	69t
4.	DeSean Jackson (10/5/08 vs. Washington).....	68t
5.	Bob Shann (12/19/65 vs. Lions).....	63t
6.	Ernie Steele (10/11/42 at Giants).....	62
7.	DeSean Jackson (9/7/08 vs. Rams).....	60
8.	Art Powell (10/11/59 vs. Steelers).....	58t
9.	Don Stevens (11/9/52 vs. Washington).....	56t
10.	Steve Van Buren (10/22/44 vs. Boston Yanks).....	55t

MISCELLANEOUS RECORDS



100+ RUSHING YARDS (1933-49)

Date	Player	Att-Yds-Lg-TD
12/18/49	<u>Steve Van Buren</u> at Rams (W)	31-196-49-0
11/27/49	Steve Van Buren vs. Steelers (W)	27-205-41-0
11/20/49	Steve Van Buren vs. NY Bulldogs (W)	35-174-38-2
10/30/49	Steve Van Buren at Steelers (W)	17-103-31-2
10/23/49	Bosh Pritchard vs. Washington (W)	11-128-77-1
10/3/49	Steve Van Buren at Lions (W)	33-135-12-2
11/21/48	Steve Van Buren vs. Washington (W)	29-171-21-1
11/14/48	Steve Van Buren vs. Boston Yanks (W)	16-137-28-0
11/7/48	Steve Van Buren at Giants (W)	25-143-20-2
10/31/48	Steve Van Buren at Steelers (W)	22-109-21-1
11/2/47	Steve Van Buren at Washington (W)	17-138-37-2
10/19/47	Steve Van Buren at Steelers (L)	21-133-45-0
10/5/47	Steve Van Buren vs. Giants (W)	16-105-28-0
11/24/46	Steve Van Buren vs. Washington (L)	25-130-58-0
12/9/45	Steve Van Buren vs. Boston Yanks (W)	22-100-29-3
12/2/45	Steve Van Buren at Giants (L)	19-100-32-2
11/18/45	Steve Van Buren vs. Steelers (W)	19-107-24-2
11/11/45	Steve Van Buren vs. Giants (W)	19-129-28-2
11/5/44	Steve Van Buren* at Tigers (W)	12-129-70-2
11/28/43	Jack Hinkle at Washington (W)	26-117-14-1
11/21/43	Jack Hinkle vs. Lions (W)	13-132-56-1
11/15/42	Bosh Pritchard* at Dodgers (W)	14-104-26-0
9/13/36	Swede Hanson vs. Giants (W)	15-107-NA-0
11/11/34	Swede Hanson vs. Dodgers (L)	17-118-NA-0
11/6/34	Swede Hanson vs. Reds (W)	18-190-NA-2
9/16/34	Swede Hanson at Packers (L)	13-116-NA-1

* Rookie [Playoff Game](#)

100+ RECEIVING YARDS (1933-49)

Date	Player	Yds (Rec, TD)
11/13/49	Clyde Scott* (RB) at Washington (W)	127 (4, 1)
12/12/48	Jack Ferrante vs. Lions (W)	184 (7, 3)
11/28/48	Pete Pihos vs. Steelers (W)	112 (7, 1)
11/7/48	Pete Pihos at Giants (W)	128 (5, 2)
12/14/47	Pete Pihos* vs. Packers (W)	108 (4, 1)
11/11/45	Jack Ferrante vs. Giants (W)	135 (5, 2)
10/28/45	Jack Ferrante vs. Browns (W)	101 (5, 1)

* Rookie

NFL RECORDS HELD BY EAGLES

MOST TOUCHDOWN PASSES, Game

7 Nick Foles (11/3/13 at Raiders) and Adrian Burk (10/17/54 at Washington); *tied with Drew Brees, Saints (2015), Peyton Manning, Broncos (2013), Joe Kapp, Vikings (1969), Y.A. Tittle, Giants (1962), George Blanda, Houston Oilers (1961) and Sid Luckman, Bears (1943)*

MOST CONSECUTIVE COMPLETIONS

25 Nick Foles (12/30/18 at Washington); *tied with Philip Rivers, Chargers (25 vs. Cardinals, 2018) and Ryan Tannehill, Dolphins (7 at Texans, 2015)*

LONGEST TOUCHDOWN PASS

99† Ron Jaworski to Mike Quick (11/10/85 vs. Falcons) (OT); *tied with many others*

MOST INTERCEPTIONS RETURNED FOR TD, Season

4 Eric Allen, 1993; *tied with Jim Kearney, Chiefs (1972) and Ken Houston, Houston Oilers (1971)*

MOST INTERCEPTIONS, Game

4 Russ Craft (9/24/50 at Chi. Cardinals); *tied with 17 others*

MOST KICKOFF RETURN TOUCHDOWNS, Game

2 Timmy Brown (11/6/66 vs. Cowboys), 93 and 90 yards; *tied with Josh Cribbs, Browns (2009), Andre Davis, Texans (2007), Devin Hester, Bears (2006), Chad Morton, Jets (2002), Tyrone Hughes, Saints (1994), Ron Brown, Rams (1985) and Travis Williams, Packers (1967)*

MOST 50+ YARD TOUCHDOWNS, Season

8 **DeSean Jackson (2009)**; *tied with Devin Hester, Bears (2007) and Elroy "Crazy Legs" Hirsch, Rams (1951)*



SCORING

MOST TOUCHDOWNS

- 5 James Stewart, Jaguars (10/12/97 at Jax.) (all rushing)
- 4 7x, last: Joseph Addai, Colts (11/26/06 at Ind.)

MOST FIELD GOALS

- 5 7x, last: Josh Brown, Giants (10/27/13 at Phi., 5 att)

LONGEST FIELD GOAL

- 63 Brett Maher, Cowboys (10/20/19) at Dal.)
- 62 Brett Maher, Cowboys (12/9/18 at Dal.)
- 62 Matt Bryant, Buccaneers (10/22/06 at TB)
- 56 Justin Tucker, Ravens (9/16/12 at Phi.)
- 56 Mason Crosby, Packers (9/12/10 at Phi.)
- 56 Morten Andersen, Saints (12/26/93 at Phi.)

PASSING

MOST ATTEMPTS

- 63 Eli Manning, Giants (12/22/16 at Phi.)
- 58 Ryan Fitzpatrick, Jets (9/27/15 at NYJ)
- 57 Eli Manning, Giants (12/17/17 at NYG)
- 56 Tom Brady, Patriots (12/6/15 at NE)
- 56 Fran Tarkenton, Vikings (12/3/78 at Min.)

MOST COMPLETIONS

- 42 Dak Prescott, Cowboys (12/9/18 at Dal.)
- 38 Eli Manning, Giants (12/22/16 at Phi.)
- 37 Eli Manning, Giants (12/17/17 at NYG)
- 37 Daunte Culpepper, Vikings (9/20/04 at Phi.)
- 36 Philip Rivers, Chargers (9/15/13 at Phi.)

MOST PASSING YARDS

- 455 Dak Prescott (12/9/18 at Dal.)
- 446 Jon Kitna, Lions (9/23/07 at Phi.)
- 434 Eli Manning, Giants (12/17/17 at NYG)
- 429 Eli Manning, Giants (9/28/14 at NYG)
- 428 Joe Montana, 49ers (9/24/89 at Phi.)

MOST TOUCHDOWNS

- 5 10x, last: Matthew Stafford, Lions (11/26/15 at Det.)

LONGEST PASSING PLAY

- 96 Bill Kilmer to Walter Roberts, Saints (11/19/67 at Phi.)
- 93t Neil Lomax to Ernie Jones, Cardinals (12/10/88 at Pho.)
- 91t Jon Kitna to Roy Williams, Lions (9/23/07 at Phi.)
- 90t Seneca Wallace to Koren Robinson (11/2/08 at Sea.)
- 90t Virgil Carter to Speedy Thomas, Bengals (9/19/71 at Cin.)

RUSHING

MOST ATTEMPTS

- 43 Butch Woolfolk, Giants (11/20/83 at Phi.)

MOST RUSHING YARDS

- 237 Emmitt Smith, Cowboys (10/31/93 at Phi.) 30 att.
- 237 Jim Brown, Browns (11/19/61 at Cle.) 34 att.
- 235 Doug Martin, Buccaneers (11/22/15 vs. TB) 27 att.
- 223 Jim Brown, Browns (11/3/63 at Phi.) 28 att.
- 221 Gerald Riggs, Washington (9/17/89 at Was.) 29 att.

MOST TOUCHDOWNS

- 5 James Stewart, Jaguars (10/12/97 at Jax.)
- 4 3x, last: Joseph Addai, Colts (11/26/06 at Ind.)

LONGEST RUN FROM SCRIMMAGE

- 90t Adrian Peterson, Washington (12/3/18 at Phi.)
- 87t John Henry Johnson, Steelers (12/11/60 at Pit.)
- 85t Reggie Brooks, Washington (9/19/93 at Phi.)
- 84t Herschel Walker, Cowboys (12/14/86 at Dal.)
- 84 Doug Martin, Buccaneers (11/22/15 at Phi.)

RECEIVING

MOST RECEPTIONS

- 13 Wes Welker, Patriots (11/25/07 at NE)
- 13 Terrell Owens, 49ers (11/25/02 at SF)

MOST RECEIVING YARDS

- 225 Kenny Britt, Titans (10/24/10 at Ten.) 7 rec.
- 217 Amari Cooper, Cowboys (12/9/18 at Dal.) 10 rec.
- 213 Tony Hill, Cowboys (11/12/79 at Dal.) 7 rec.
- 212 Hugh Taylor, Washington (9/28/47 at Phi.) 8 rec.
- 204 Roy Williams, Lions (9/23/07 at Phi.) 9 rec.

MOST TOUCHDOWNS

- 3 19x, last: Stefon Diggs, Vikings (10/13/19 at Min.)

INTERCEPTIONS

MOST INTERCEPTIONS

- 3 14x, last: Lofa Tatupu, Seahawks (12/2/07 at Phi.)

LONGEST INTERCEPTION RETURN

- 107t Ed Reed, Ravens (11/23/08 at Bal.)
- 100t Mike Gaechter, Cowboys (10/14/62 at Dal.)
- 99t Patrick Robinson, Saints (11/5/12 at NO)
- 98 Brandon McDonald (12/15/08 vs. Cle.)
- 97t Darren Sharper, Saints (9/20/09 at Phi.)

MISCELLANEOUS

MOST PUNTS

- 14 Sammy Baugh, Washington (11/5/39 at Was.)

LONGEST PUNT

- 85 Sammy Baugh, Washington (12/1/40 at Was.)

LONGEST KICKOFF RETURN

- 105t Trindon Holliday, Broncos (9/29/13 at Den.)
- 104t Buddy Young, Colts (11/15/53 at Phi.)
- 103t George Hoey, Cardinals (11/21/71 at StL)
- 102t Larry Jones, Washington (11/24/74 at Was.)
- 101t Wallace Francis, Bills (10/7/73 at Buf.)
- 101t Amos March, Cowboys (10/14/62 at Dal.)

LONGEST PUNT RETURN

- 90t Adam Jones, Titans (11/19/06 at Phi.)
- 90t Jacques Green, Washington (9/16/02 at Was.)
- 88t Andre Coleman, Chargers (9/17/95 at Phi.)
- 88t George Grosvenor, Cardinals (11/8/36 at Chi.)
- 87t Ted Ginn Jr., Dolphins (11/18/07 at Phi.)

LONGEST FUMBLE RETURN

- 93t James Sanders, Cardinals (9/23/12 at Arz.)
- 74t Bull Karcis, Giants (10/16/38 at NYG)
- 69t DeMarcus Ware, Cowboys (10/8/06 at Phi.)
- 65t Willie Teal, Vikings (12/1/85 at Phi.)
- 64t Linval Joseph, Vikings (10/7/18 at Phi.)

LONGEST RETURN WITH INTERCEPTED LATERAL

- 93t Dick Poillon, Washington (11/21/48 at Phi.)

TEAM RECORDS SEASON



SCORING

MOST POINTS SCORED

474	(2014, 16 games)
457	(2017, 16 games)
442	(2013, 16 games)
439	(2010, 16 games)
429	(2009, 16 games)

FEWEST SCORED

51	(1936, 12 games)
60	(1935, 11 games)
77	(1933, 9 games)

MOST ALLOWED

444	(2012, 16 games)
430	(2015, 16 games)
409	(1967, 14 games)
400	(2014, 16 games)
393	(1973, 14 games)

FEWEST ALLOWED

85	(1934, 11 games)
131	(1944, 10 games)
133	(1945, 10 games)

TOUCHDOWNS

MOST POINTS SCORED

54	(2014, 16 games)
53	(2017, 16 games)
53	(2013, 16 games)
50	(1948, 12 games)

FEWEST SCORED

6	(1936, 12 games)
---	------------------

MOST ALLOWED

52	(2012, 16 games)
52	(1967, 14 games)
50	(2015, 16 games)
48	(2014, 16 games)

FEWEST ALLOWED

10	(1934, 11 games)
17	(1950, 12 games)
17	(1949, 12 games)
18	(1945, 10 games)

MOST BY RUSHING

25	(1949, 12 games)
25	(1945, 10 games)
23	(2003, 16 games)

MOST BY PASSING

38	(2017, 16 games)
34	(1990, 16 games)
34	(1961, 14 games)
33	(1954, 12 games)

KICKING

MOST FIELD GOALS MADE

35	(2016, 16 games)
33	(2008, 16 games)
32	(2014, 16 games)
32	(2010, 16 games)
32	(2009, 16 games)

MOST PATS MADE

54	(2014, 16 games)
50	(1948, 12 games)
48	(2006, 16 games)
48	(1980, 16 games)

TOTAL NET YARDS

MOST GAINED

6,676	(2013, 16 games)
6,386	(2011, 16 games)
6,348	(2014, 16 games)
6,230	(2010, 16 games)
6,103	(2006, 16 games)

PASSING

MOST ATTEMPTS

623	(2015, 16 games)
621	(2014, 16 games)
620	(2005, 16 games)
618	(2012, 16 games)
613	(2019, 16 games)

MOST COMPLETIONS

422	(2018, 16 games)
405	(2015, 16 games)
391	(2019, 16 games)
384	(2014, 16 games)
380	(2016, 16 games)

MOST YARDS GAINED (GROSS)

4,581	(2014, 16 games)
4,524	(2018, 16 games)
4,406	(2013, 16 games)
4,380	(2009, 16 games)
4,341	(2015, 16 games)

RUSHING

MOST ATTEMPTS

632	(1949, 12 games)
587	(1978, 16 games)
581	(1950, 12 games)

MOST YARDS GAINED

2,607	(1949, 12 games)
2,566	(2013, 16 games)
2,556	(1990, 16 games)
2,509	(1981, 16 games)
2,456	(1978, 16 games)

FIRST DOWNS

MOST FIRST DOWNS

356	(2014, 16 games)
356	(2011, 16 games)
355	(2013, 16 games)
346	(2018, 16 games)
339	(2015, 16 games)

MOST BY RUSHING

157	(1981, 16 games)
143	(1978, 16 games)
143	(1949, 12 games)
142	(1950, 12 games)
138	(1992, 16 games)

MOST BY PASSING

221	(2018, 16 games)
218	(2014, 16 games)
215	(2019, 16 games)
204	(2008, 16 games)
203	(1997, 16 games)

MOST BY PENALTY

41	(2003, 16 games)
37	(2017, 16 games)
36	(2015, 16 games)
35	(2019, 16 games)
34	(1988, 16 games)
32	(1998, 16 games)

SACKS

MOST SACKS MADE

62	(1989, 16 games)
60	(1984, 16 games)
57	(1987, 15 games)
56	(2002, 16 games)
55	(1992, 16 games)
55	(1991, 16 games)

MOST SACKS ALLOWED

104	(1986, 16 games)
72	(1987, 15 games)
64	(1997, 16 games)
64	(1992, 16 games)
60	(1984, 16 games)

FEWEST SACKS ALLOWED

22	(1981, 16 games)
23	(2008, 16 games)
23	(1970, 14 games)
26	(1971, 14 games)
26	(1968, 14 games)

INTERCEPTIONS

MOST THROWN

36	(1936, 12 games)
34	(1933, 9 games)
31	(1963, 14 games)
31	(1962, 14 games)
31	(1953, 12 games)

MOST INTERCEPTED

33	(1944, 10 games)
32	(1988, 16 games)
31	(1950, 12 games)
30	(1960, 12 games)
30	(1989, 16 games)

FUMBLES

OPP. FUMBLES RECOVERED

27	(1987, 15 games)
26	(1989, 16 games)
25	(1971, 14 games)
22	(1991, 16 games)
22	(2002, 16 games)
22	(1954, 12 games)

PENALTIES

MOST PENALTIES

138	(1994, 16 games)
134	(2005, 16 games)
129	(2010, 16 games)
124	(2004, 16 games)
120	(1990, 16 games)

MOST YARDS PENALIZED

1,130	(2005, 16 games)
1,107	(1994, 16 games)
1,101	(2010, 16 games)
995	(2014, 16 games)
983	(2006, 16 games)

Best Season, Win Percentage

1949 Won 11, Lost 1 (.917)

Best Season, Win Total

2017 13 wins, 3 losses
2004 13 wins, 3 losses

Worst Season

1936 Won 1, Lost 11 (.083)

Longest Winning Streak

9 (9/24/17 - 11/26/17)
9 (10/19/03 - 12/15/03)
9 (9/30/60 - 12/4/60)

Longest Home Winning Streak

13 (12/14/47 - 12/11/49)

Longest Home Losing Streak

10 (10/14/12 - 10/27/13)

Longest Road Winning Streak

9 (10/19/03 - 10/24/04)
9 (11/12/00 - 12/16/01)

Longest Road Losing Streak

12 (12/14/97 - 10/3/99)
12 (10/15/39 - 12/1/40)

Longest Losing Streak

14 (9/20/36 - 9/21/37)

Consecutive Wins - Start of Season

7 in 2004

Consecutive Wins - End of Season

8 in 1949 (Reg. Season)

Consecutive Losses - Start of Season

11 in 1968

Consecutive Losses - End of Season

11 in 1936

Total Shutouts by Eagles

37 last at Was., 12/30/18

Most Shutouts in a Season

4 in 1934 and 1948

Consecutive Games Scored Points

120 (11/18/62 - 10/3/71)

Consecutive Games Scored TD

92 (10/2/77 - 10/16/83)

Largest Comeback Victory

28-24 vs. Chicago Cardinals at Metropolitan Stadium, October 25, 1959 (came back from 24-0 deficit in 3rd qtr.)
28-24 vs. Washington at Griffith Stadium, October 27, 1946 (came back from 24-0 deficit at halftime)

Largest Comeback vs. Eagles

28-23 vs. Minnesota Vikings at Veterans Stadium, December 1, 1985 (came back from 23-0 deficit in 4th qtr.)



SCORING

MOST SCORED

64	vs. Cincinnati Reds, 11/6/34
59	at Washington, 11/15/10
56	vs. Detroit Lions, 9/23/07
56	at Chicago Cardinals, 10/25/53
56	vs. Los Angeles Rams, 10/7/50

MOST ALLOWED

62	at Giants, 11/26/72
56	at Cowboys, 10/9/66
56	at Giants, 10/15/33

MOST, BOTH TEAMS

87	Eagles 59, Washington 28, (at Was.) 11/15/10
87	Eagles 45, Washington 42, (at Phil.) 9/28/47
86	Eagles, 44, Bengals 42, (at Phil.) 11/30/97

FEWEST, BOTH TEAMS

0	Eagles 0, Brooklyn Dodgers 0, (at Phil.), 10/1/39
---	---

MOST, BOTH TEAMS — ONE QUARTER

47	Eagles 20, Cardinals 27, (at StL), 12/13/64
----	---

MOST SCORED IN 1ST QUARTER

28	at Washington, 11/15/10
27	at Steelers, 12/12/65
26	vs. Cincinnati Reds, 11/6/34
24	at Falcons, 10/8/67

MOST ALLOWED IN 1ST QUARTER

28	at Broncos, 10/4/98
28	at Cowboys, 10/19/69
24	at Bills, 12/2/90
21	8x, last: at Broncos, 9/29/13

MOST SCORED BOTH TEAMS IN 1ST QUARTER

35	at Saints, 12/23/07, (E-21, NO-14)
35	at Cowboys, 10/19/69, (E-7, C-28)
28	4x, last: at Washington, 11/15/10 (E-28, R-0)

MOST SCORED IN 2ND QUARTER

31	vs. Lions, 12/30/95
28	vs. Panthers, 9/13/09
28	vs. Packers, 12/5/04
28	at Cowboys, 11/15/04
28	vs. Saints, 11/19/67

MOST ALLOWED IN 2ND QUARTER

28	vs. Bears, 10/4/87
28	vs. St. Louis Cardinals, 10/18/70
28	vs. Packers, 11/11/62
28	at Bears, 10/17/43

MOST TOTAL BOTH TEAMS IN 2ND QUARTER

47	at St. Louis Cardinals, 12/13/64, (E-20, C-27)
42	at Cowboys, 11/15/04, (E-28, D-14)
42	at Washington, 11/27/83, (E-21, W-21)
38	at St. Louis Cardinals, 12/16/62, (E-21, C-17)

MOST SCORED IN 1ST HALF

45	at Washington, 11/15/10
42	vs. Lions, 9/23/07
38	vs. Lions, 12/30/95
35	3x, last: vs. Packers, 12/5/04

MOST ALLOWED IN 1ST HALF

42	at Cowboys, 10/19/69
38	at Giants, 11/26/72
35	6x, last: at Giants, 12/30/12

MOST SCORED BOTH TEAMS 1ST HALF

63	vs. Lions, 9/23/07, (E-42, D-21)
59	at Washington, 11/15/10, (E-45, R-14)
59	at St. Louis Cardinals, 12/16/62, (E-28, C-31)
57	at St. Louis Cardinals, 12/13/64, (E-27, C-30)
54	at Cowboys, 9/15/08, (E-30, D-24)

MOST SCORED IN 3RD QUARTER

21	vs. Steelers, 9/25/16
21	at Raiders, 11/3/13
21	at Falcons, 9/18/11
21	vs. Washington, 11/12/90
21	vs. Patriots, 11/4/73
21	at Washington, 12/3/67
21	vs. Chi. Cardinals (at Minneapolis), 10/25/59
21	vs. NY Giants, 10/4/59
21	vs. Washington, 11/28/54
21	vs. NY Bulldogs, 11/20/49

MOST ALLOWED IN 3RD QUARTER

28	vs. Washington, 10/1/55
23	at Giants, 10/21/51

MOST SCORED BOTH TEAMS 3RD QUARTER

42	vs. Washington, 10/1/55, (E-14, R-28)
35	at Washington, 12/3/67, (E-21, R-14)
34	at Washington, 11/1/42, (E-14, R-20)

MOST SCORED IN 4TH QUARTER

28	at NY Giants, 12/19/10
28	vs. Lions, 12/8/13
26	at Saints, 1/3/93
24	vs. Baltimore Colts, 11/15/53
23	at 49ers, 10/12/08

MOST ALLOWED IN 4TH QUARTER

28	vs. 49ers, 9/24/89
28	vs. Vikings, 12/1/85
28	vs. Chicago Cardinals, 12/7/47
28	vs. Bears, 11/30/41

MOST SCORED BOTH TEAMS 4TH QUARTER

42	vs. Chicago Cardinals, 12/7/47, (E-14, C-28)
38	vs. 49ers, 9/24/89, (E-10, S-28)
37	vs. NY Giants, 9/27/17, (E-13, G-24)
37	at Arizona Cardinals, 11/24/96, (E-17, A-20)

MOST SCORED IN 2ND HALF

35	at NY Giants, 12/19/10
35	at St. Louis Cardinals, 11/8/81
34	vs. Jaguars, 9/7/14
34	vs. Lions, 12/8/13
32	3x, last: vs. Falcons, 10/1/00

MOST ALLOWED IN 2ND HALF

49	vs. Bears, 11/30/41
42	vs. Chicago Cardinals, 12/7/47
34	at Oakland Raiders, 10/17/71
31	7x, last: at Broncos 9/29/13

MOST SCORED BOTH TEAMS 2ND HALF

56	vs. Chicago Cardinals, 12/7/1947, (E-14, C-42)
52	at Vikings, 12/15/2013, (E-21, V-31)
52	vs. Washington, 10/1/1955, (E-21, R-31)
50	vs. Lions, 12/30/1995, (E-20, D-30)
49	vs. Bears, 11/30/1941, (E-0, B-49)
49	vs. Washington, 9/28/47, (E-21, R-28)



MOST DECISIVE VICTORY

- 64 Eagles 64, Cincinnati Reds 0, 11/6/34
- 45 3x, last: vs. Boston Yanks (E-45, Y-0), 11/14/48

MOST DECISIVE LOSS

- 56 Giants 56, Eagles 0, 10/15/33
- 52 Giants 62, Eagles 10, 11/26/72

TOUCHDOWNS

MOST SCORED

- 10 vs. Cincinnati Reds, 11/6/34
- 8 at Washington, 11/15/10
- 8 vs. Lions, 9/23/07
- 8 at Cardinals, 10/25/53
- 8 vs. Rams, 10/7/50

MOST ALLOWED

- 8 3x, last: at Giants, 11/26/72

MOST SCORED BY RUSHING

- 5 at Cowboys, 10/22/61
- 5 vs. Washington, 10/23/49
- 5 at Washington, 10/17/48
- 5 vs. Boston Yanks, 12/9/45

MOST ALLOWED BY RUSHING

- 6 Packers, 11/11/62

MOST BY PASSING

- 7 at Raiders, 11/3/13
- 7 at Washington, 10/17/54

MOST ALLOWED BY PASSING

- 5 12x, last: at Lions, 11/26/15

KICKING

MOST FIELD GOALS MADE

- 6 at Oilers, 11/12/72
- 5 5x, last: vs. Titans, 11/23/14

MOST FIELD GOALS ALLOWED

- 5 7x, last: vs. Giants, 10/27/13

TOTAL YARDS

MOST YARDS GAINED

- 592 at Washington, 11/15/10 (332 passing, 260 rushing)
- 583 vs. 49ers, 9/18/05 (443 passing, 140 rushing)
- 582 at Browns, 11/7/65 (352 passing, 230 rushing)
- 575 vs. Washington, 11/21/48 (199 passing, 376 rushing)
- 574 vs. Colts, 11/15/81 (339 passing, 235 rushing)

FEWEST YARDS GAINED

- 23 at Lions, 9/20/35
- 54 vs. Packers, 11/11/62

MOST YARDS ALLOWED

- 652 at Cowboys, 10/9/66 (440 passing, 212 rushing)

FEWEST YARDS ALLOWED

- 29 vs. Brooklyn Dodgers, 12/3/44

PASSING

MOST ATTEMPTS

- 62 at Cardinals, 10/26/14
- 62 at Bears, 10/2/89
- 61 vs. Titans, 11/19/06
- 60 at Bengals, 12/4/16
- 60 at Washington, 12/1/40

FEWEST ATTEMPTS

- 3 vs. Steelers, 12/1/46

MOST ATTEMPTS ALLOWED

- 63 vs. Giants, 12/22/16
- 63 at 49ers, 11/25/02
- 58 at Jets, 9/27/15
- 57 at Giants, 12/17/17
- 57 at Patriots, 12/6/15

FEWEST ATTEMPTS ALLOWED

- 0 at Browns, 12/3/50
- 1 at NY Bulldogs, 9/22/49; at Cardinals, 11/8/36

MOST COMPLETIONS

- 37 vs. Washington, 12/26/15
- 37 at Washington, 12/20/14
- 36 at Bengals, 12/4/16
- 36 at Falcons, 9/14/15
- 36 at Cardinals, 10/26/14

FEWEST COMPLETIONS

- 0 at Washington, 10/18/36

MOST COMPLETIONS ALLOWED

- 42 at Cowboys, 12/9/18
- 38 vs. Giants, 12/22/16
- 37 at Giants, 12/17/17
- 37 vs. Vikings, 9/20/04
- 36 at 49ers, 11/25/02

FEWEST COMPLETIONS ALLOWED

- 0 at Browns, 12/3/50
- 0 vs. NY Bulldogs, 9/22/49
- 0 at Chicago Cardinals, 11/8/36
- 0 vs. Brooklyn Dodgers, 11/29/36
- 0 vs. Cincinnati Reds, 11/6/34

MOST YARDS GAINED (GROSS)

- 486 vs. Giants, 11/8/53
- 471 vs. Texans, 12/23/18

FEWEST YARDS GAINED (GROSS)

- 0 at Boston, 10/18/36

MOST YARDS ALLOWED (GROSS)

- 455 at Cowboys, 12/9/18
- 447 at Cowboys, 10/9/66
- 446 vs. Lions, 9/23/07

FEWEST YARDS ALLOWED (GROSS)

- 0 at Browns, 12/3/50, at NY Bulldogs, 9/22/49, at Cardinals, 11/8/36, and vs. Cincinnati Reds, 11/6/34

RUSHING

MOST ATTEMPTS

- 64 at Washington, 12/2/51
- 64 at Baltimore Colts, 10/15/50
- 64 vs. Los Angeles Rams, 11/6/49
- 64 at Washington, 11/28/43

MOST ATTEMPTS ALLOWED

- 67 at Lions, 9/20/35

MOST YARDS GAINED

- 376 vs. Washington, 11/21/48

FEWEST YARDS GAINED

- 36 at Bears, 11/19/39
- 23 vs. Lions, 11/17/40



MOST YARDS ALLOWED

370 at Lions, 9/20/35

FEWEST YARDS ALLOWED

-33 vs. Brooklyn Dodgers, 10/2/43
 -26 at Boston Yanks, 12/8/46
 6 vs. Chicago Bears, 11/26/17
 10 vs. Boston Yanks, 10/22/44
 13 vs. Brooklyn Tigers, 12/3/44

FIRST DOWNS

MOST FIRST DOWNS

34 vs. Saints 10/11/15
 34 vs. Colts, 11/15/81
 33 vs. Vikings, 11/11/01
 32 vs. Cardinals, 11/27/08; at Washington, 9/17/89; at Chicago Cardinals, 10/25/53; and at Washington, 12/2/51

MOST FIRST DOWNS ALLOWED

37 vs. Packers, 11/11/62

FEWEST FIRST DOWNS ALLOWED

1 at NY Bulldogs, 9/22/49; vs. Brooklyn Dodgers, 10/1/39; at Browns, 12/3/50
 2 vs. Brooklyn Dodgers, 11/11/34

MOST BY PASSING

24 at Washington, 9/17/89
 22 at Washington, 12/20/14
 22 at Chargers, 11/15/09
 22 at Chiefs, 10/2/05

MOST ALLOWED BY PASSING

23 at Cowboys, 12/9/18
 22 vs. Chargers, 9/15/13
 22 at Cardinals, 12/13/64

FEWEST ALLOWED BY PASSING

0 8x, last: at Browns, 12/3/50

MOST BY RUSHING

25 at Washington, 12/2/51

MOST ALLOWED BY RUSHING

21 vs. Packers, 11/11/62 and vs. Browns, 12/13/59

FEWEST ALLOWED BY RUSHING

0 8x, last: vs. Washington, 9/8/19

MOST BY PENALTY

8 at Bears, 11/3/02
 8 vs. Lions, 12/2/79

MOST ALLOWED BY PENALTY

8 at Packers 9/26/19

PENALTIES

MOST PENALTIES

19 vs. Oilers, 10/2/88
 16 at Seahawks, 12/13/92
 16 at Giants, 12/3/89

FEWEST PENALTIES

0 Many times, last: vs. Cowboys, 11/11/18

MOST PENALTIES BY OPPONENT

22 vs. Bears, 11/26/44

FEWEST PENALTIES BY OPPONENT

0 Many times, last: at Jets, 10/14/07

MOST YARDS PENALIZED

191 at Seahawks, 12/13/92
 171 vs. Saints, 11/23/03

FEWEST YARDS PENALIZED

0 Many times, last: vs. Cowboys, 11/11/18

MOST YARDS OPPONENT PENALIZED

170 vs. Bears, 11/26/44

FEWEST YARDS OPPONENT PENALIZED

0 Many times, last: at Jets, 10/14/07

MOST PENALTIES, BOTH TEAMS

31 Eagles 19, Houston Oilers 12 (at Phil.), 10/2/88
 28 Eagles 13, St. Louis Rams 15 (at StL), 12/18/05

FEWEST PENALTIES, BOTH TEAMS

1 Eagles 1, Brooklyn Dodgers 0 (at Phil.), 10/1/39
 1 Eagles 1, Chicago Cardinals 0 (at Chi.), 11/10/35
 1 Eagles 1, Brooklyn Dodgers 0 (at Phil.), 11/11/34

MOST YARDS PENALIZED, BOTH TEAMS

272 Eagles 171, Saints 101 (at Phil.), 11/23/03
 262 Eagles 157, Chicago Cardinals 105 (at Chi.), 11/30/52

FEWEST YARDS PENALIZED, BOTH TEAMS

5 Eagles 5, Pittsburgh Steelers 0 (at Phil.), 10/24/65
 5 Eagles 5, Brooklyn Dodgers 0 (at Phil.), 10/1/39
 5 Eagles 5, Chicago Cardinals 0 (at Chi.), 11/10/35
 5 Eagles 5, Brooklyn Dodgers 0 (at Phil.), 11/11/34

FUMBLES

MOST COMMITTED

10 vs. Giants, 10/9/43

MOST LOST

6 at Washington, 11/6/55
 6 at Boston Yanks, 12/8/46
 6 vs. Steelers, 10/7/34

MOST COMMITTED BY OPPONENT

8 Packers (at Phil.), 12/1/74
 7 6x, last: by Giants (at NY), 12/28/02

MOST FUMBLES LOST BY OPPONENT

6 Giants (at NY), 11/17/68
 6 NY Bulldogs (at Phil.), 11/20/49
 5 6x, last: last by Oilers (at Hou.), 12/2/91

INTERCEPTIONS

MOST THROWN

7 vs. Cowboys, 9/26/71
 7 at Boston, 11/3/35
 6 6x, last: vs. Cardinals, 10/21/56

MOST INTERCEPTED

9 at Steelers, 12/12/65
 8 at Cardinals, 9/24/50
 7 at Washington, 12/21/75

TOTAL TURNOVERS

MOST COMMITTED

9 at Bears, 10/12/47

MOST FORCED BY DEFENSE

12 at Steelers, 12/12/65 (9 INTs, 3 fumble rec.)
 12 at Cardinals, 9/24/50 (8 INTs, 4 fumble rec.)



PUNTS

MOST PUNTS

- 15 at Giants, 12/6/87
- 12 vs. Giants, 12/12/54. at Packers, 11/2/52
vs. Washington, 10/4/42

FEWEST PUNTS

- 0 4x, last: vs. Colts, 11/15/81

KICKOFF RETURNS

MOST KICKOFF RETURNS

- 9 at Giants, 11/26/72
- 9 at Giants, 11/10/46

MOST KICKOFF RETURNS ALLOWED

- 9 6x, last: vs. Cardinals, 11/27/08

MOST YARDS KICKOFF RETURNS

- 261 vs. Cowboys, 11/6/66
- 253 at Cardinals, 11/24/96
- 235 vs. Cardinals, 9/19/65

MOST YARDS KICKOFF RETURNS BY OPPONENT

- 256 at Browns, 11/7/65

PUNT RETURNS

MOST PUNT RETURNS

- 12 at Browns, 12/3/50

MOST PUNT RETURNS BY OPPONENT

- 9 5x, last: at Cardinals, 12/24/05

MOST YARDS PUNT RETURNS

- 148 at Boston Yanks, 12/8/46

MOST YARDS PUNT RETURNS ALLOWED

- 147 vs. Cardinals, 10/2/66

SACKS

MOST SACKS RECORDED

- 11 at Cowboys, 9/15/91
- 10 vs. Jets, 10/6/19
- 10 vs. Lions, 9/23/07
- 9 vs. Panthers, 11/10/14
- 9 at Dolphins, 12/11/11
- 9 vs. Steelers, 9/21/08
- 9 at Falcons, 12/16/84

MOST SACKS ALLOWED

- 12 at Giants, 9/30/07
- 11 vs. Bears, 10/4/87
- 11 at Raiders, 11/30/86
- 11 vs. Lions, 11/16/86
- 11 at Cardinals, 12/18/83

TEAM HIGHS & LOWS



EAGLES HIGHS

64	vs. Cin.	11/6/34
10	vs. Cin.	11/6/34
5	(4x) last at Dal.	10/22/61
7	(2x) last at Oak.	11/3/13
7	(2x) last at Hou.	11/12/72
6	at Hou.	11/12/72
34	(2x) last vs. NO	10/11/15
25	at Was.	12/2/51
24	at Was.	9/17/89
592	at Was.	11/15/10
64	(3x) last at Was.	12/2/51
376	vs. Was.	11/21/48
462	vs. Hou.	12/23/18
12	at NYG	9/30/07
486	vs. NYG	11/8/53
62	(2x) last at Ari.	10/26/14
37	last vs. Was.	12/26/15
7	(2x) last vs. Dal.	9/26/71
9	at Chi.	10/12/47
10	vs. NYG	10/9/43
6	(3x) last at Was.	11/6/55
15	at NYG	12/6/87
60.0	(2x) last at Min.	10/28/62
19	vs. Hou.	10/2/88
191	at Sea.	12/13/92

OPPONENTS HIGHS

62	at NYG	11/26/72
8	(3x) last at NYG	11/26/72
6	vs. GB	11/11/62
5	(12x) last last at Det.	11/26/15
7	at NO	11/30/69
5	(7x) last vs. NYG	10/27/13
37	vs. GB	11/11/62
21	(2x) last vs. GB	11/11/62
23	at Dal.	12/9/18
652	at Dal.	10/9/66
67	at Det.	9/20/35
370	at Det.	9/20/35
440	at Dal.	10/9/66
11	at Dal.	9/15/91
455	at Dal.	12/9/18
63	at SF	11/25/02
42	at Dal.	12/9/18
9	at Pit.	12/12/65
12	(2x) last at Pit.	12/12/65
8	vs. GB	12/1/74
6	(2x) last at NYG	11/17/68
15	at Was.	11/5/39
69.0	at Was.	12/27/03
22	vs. Chi.	11/26/44
170	vs. Chi.	11/26/44

CATEGORY

POINTS
TOUCHDOWNS
RUSHING TDS
PASSING TDS
FIELD GOALS ATTEMPTED
FIELD GOALS MADE
TOTAL FIRST DOWNS
RUSHING FIRST DOWNS
PASSING FIRST DOWNS
TOTAL NET YARDS
RUSHING ATTEMPTS
NET YARDS RUSHING
NET YARDS PASSING
QB SACKS ALLOWED
GROSS YARDS PASSING
PASS ATTEMPTS
PASS COMPLETIONS
INTERCEPTIONS THROWN
TOTAL TURNOVERS
FUMBLES BY
FUMBLES LOST
PUNTS
PUNTING AVERAGE
PENALTIES
YARDS PENALIZED

CATEGORY

POINTS
TOUCHDOWNS
RUSHING TDS
PASSING TDS
FIELD GOALS ATTEMPTED
FIELD GOALS MADE
TOTAL FIRST DOWNS
RUSHING FIRST DOWNS
PASSING FIRST DOWNS
TOTAL NET YARDS
RUSHING ATTEMPTS
NET YARDS RUSHING
NET YARDS PASSING
QB SACKS ALLOWED
GROSS YARDS PASSING
PASS ATTEMPTS
PASS COMPLETIONS
INTERCEPTIONS THROWN
TOTAL TURNOVERS
FUMBLES BY
FUMBLES LOST
PUNTS
PUNTING AVERAGE
PENALTIES
YARDS PENALIZED

EAGLES LOWS

0	last vs. Dal.	12/31/17
0	last vs. Dal.	12/31/17
0	last at Mia.	12/1/19
0	last at LAR	12/16/18
0	last at GB	9/26/19
0	last at GB	9/26/19
2	(5x) last vs. Was.	10/24/37
0	(7x) last at Dal.	10/9/05
0	(2x) last vs. NYG	10/5/57
23	at Det.	9/20/35
9	(4x) last at Dal.	10/9/05
-36	at Chi.	11/19/39
-13	vs. NYG	12/11/77
0	last at GB	9/26/19
0	at Boston	10/18/36
3	vs. Pit.	12/1/46
0	at Bos.	10/18/36
0	last at NYG	12/29/19
0	last at NYG	12/29/19
0	last at GB	9/26/19
0	last at NYG	12/29/19
0	last vs. Bal.	11/15/81
0.0	last vs. Bal.	11/15/81
0	(17x) last vs. Dal.	11/11/18
0	(17x) last vs. Dal.	11/11/18

OPPONENTS LOWS

0	last at Was.	12/30/18
0	last vs. Dal.	12/22/19
0	last vs. Dal.	12/22/19
0	last vs. Dal.	12/22/19
0	last vs. Chi.	11/3/19
0	last vs. Chi.	11/3/19
1	(3x) last at Cle.	12/3/50
0	(7x) last vs. Was.	9/8/19
0	(8x) last at Cle.	12/3/50
29	vs. Brooklyn	12/3/44
10	(2x) last vs. Ari.	11/27/08
-33	vs. Brooklyn	10/2/43
---	---	---
0	last vs. Det.	9/22/19
0	(4x) last at Cle.	12/3/50
0	at Cle.	12/3/50
0	(5x) last at Cle.	12/3/50
0	last vs. Dal.	12/22/19
0	last vs. NYG	12/9/19
0	last at Mia.	12/1/19
0	last vs. NYG	12/9/19
0	last at Pit.	11/7/04
---	---	---
0	(11x) last at NYJ	10/14/07
0	(11x) last at NYJ	10/14/07

PLAYOFF RECORDS INDIVIDUAL



MOST GAMES PLAYED

Rk	Player	Games (Starts)
1.	David Akers (K) (1999-2010).....	19 (0)
2.	Brian Dawkins (S) (1996-2008).....	18 (18)
3t.	Jon Runyan (T) (2000-08).....	17 (17)
	Tra Thomas (T) (1998-2008).....	17 (17)
5.	Donovan McNabb (QB) (1999-2009).....	16 (16)
6t.	Koy Detmer (QB) (1998-2006).....	13 (0)
	Sheldon Brown (CB) (2002-09).....	13 (10)
8t.	Quintin Mikell (S) (2003-10).....	12 (5)
	Mike Bartrum (LS/TE) (2000-06).....	12 (0)
	Todd Pinkston (WR) (2000-04).....	12 (10)
	Corey Simon (DT) (2000-04).....	12 (12)
	Bobby Taylor (CB) (1995-2003).....	12 (12)
	Darwin Walker (DT) (2001-06).....	12 (9)

SCORING

MOST POINTS, Career

134	David Akers (19 games)
43	Jake Elliott (6 games)
36	Brian Westbrook (11 games)
36	Harold Carmichael (7 games)
36	Tony Franklin (6 games)
36	Wilbert Montgomery (7 games)

MOST POINTS, Game

16	Gary Anderson (12/30/95 vs. Lions) NFC-WC
15	David Akers (1/19/02 at Bears) NFC-D
14	David Akers (1/4/09 at Vikings) NFC-WC
12	11x, last: Alshon Jeffery (1/21/18 vs. Vikings) NFC-C

MOST TOUCHDOWNS, Career

6	Brian Westbrook (11 games)
6	Harold Carmichael (7 games)
6	Wilbert Montgomery (7 games)
5	Duce Staley (7 games)
4	Donovan McNabb (16 games)
3	Alshon Jeffery (5 games), LeGarrette Blount (3 games), Steve Van Buren (4 games), Fred Barnett (5 games), Brent Celek (9 games), Chad Lewis (11 games)

MOST TOUCHDOWNS, Game

2	10x, last: Alshon Jeffery (1/21/18 vs. Vikings) NFC-C
----------	--

MOST POINTS AFTER TOUCHDOWN, Career

41	David Akers (19 games)
15	Tony Franklin (6 games)

MOST POINTS AFTER TOUCHDOWN, Game

7	Gary Anderson (12/30/95 vs. Lions) NFC-WC
5	Jake Elliott (1/21/18 vs. Vikings) NFC-C
4	3x, last: David Akers (1/12/02 vs. Bucs) NFC-WC

MOST FIELD GOALS, Career

31	David Akers (19 games)
11	Jake Elliott (6 games)
7	Tony Franklin (6 games)
5	Roger Ruzek (4 games)

MOST FIELD GOALS, Game

4	David Akers (1/4/09 at Vikings) NFC-WC
4	David Akers (1/19/02 at Bears) NFC-D
4	Luis Zendejas (12/31/88 at Bears) NFC-D
3	Jake Elliott (1/5/20 vs. Seahawks) NFC-WC
3	Jake Elliott (2/4/18 vs. Patriots) SB52
3	Jake Elliott (1/13/18 vs. Falcons) NFC-D
3	David Akers (1/11/09 at Giants) NFC-D
3	David Akers (1/7/07 vs. Giants) NFC-WC
3	Gary Anderson (12/30/95 vs. Lions) NFC-WC

LONGEST FIELD GOALS

53	Jake Elliott (1/13/18 vs. Falcons) NFC-D
51	David Akers (1/4/09 at Vikings) NFC-WC
48	David Akers (1/7/07 vs. Giants) NFC-WC
46	Jake Elliott (1/5/20 vs. Seahawks) NFC-WC
46	Jake Elliott (2/4/18 vs. Patriots) SB52
46	David Akers (1/27/02 at Rams) NFC-C
46	David Akers (1/19/02 at Bears) NFC-D
45	David Akers (1/18/09 at Cardinals) NFC-C
45	David Akers (1/4/09 at Vikings) NFC-WC

PASSING

MOST PASSES ATTEMPTED, Career

577	Donovan McNabb (16 games)
226	Ron Jaworski (7 games)
214	Randall Cunningham (7 games)
210	Nick Foles (6 games)

MOST PASSES ATTEMPTED, Game

54	Randall Cunningham (12/31/88 at Bears) NFC-D
51	Donovan McNabb (2/6/05 vs. Patriots) SB39
49	Donovan McNabb (1/19/03 vs. Buccaneers) NFC-C
47	Donovan McNabb (1/18/09 at Cardinals) NFC-C

MOST PASSES COMPLETED, Career

341	Donovan McNabb (16 games)
143	Nick Foles (6 games)
113	Randall Cunningham (7 games)
103	Ron Jaworski (7 games)

MOST PASSES COMPLETED, Game

30	Donovan McNabb (2/6/05 vs. Patriots) SB39
28	Nick Foles (2/4/18 vs. Patriots) SB52
28	Donovan McNabb (1/18/09 at Cardinals) NFC-CG
27	Randall Cunningham (12/31/88 at Bears) NFC-D
27	Tommy Thompson (12/28/47 at Chicago Cardinals) NFL-CG

MOST YARDS GAINED, Career

3,752	Donovan McNabb (16 games)
1,633	Nick Foles (6 games)
1,390	Randall Cunningham (7 games)
1,319	Ron Jaworski (7 games)

MOST YARDS GAINED, Game

407	Randall Cunningham (12/31/88 at Bears) NFC-D
375	Donovan McNabb (1/18/09 at Cardinals) NFC-CG
373	Nick Foles (2/4/18 vs. Patriots) SB52
357	Donovan McNabb (2/6/05 vs. Patriots) SB39
352	Nick Foles (1/21/18 vs. Vikings) NFC-CG

MOST TOUCHDOWN PASSES, Career

24	Donovan McNabb (16 games)
11	Nick Foles (6 games)
9	Ron Jaworski (7 games)
4	Tommy Thompson (4 games)

PLAYOFF RECORDS INDIVIDUAL



MOST TOUCHDOWN PASSES, Game

3	Nick Foles (2/4/18 vs. Patriots) SB52
3	Nick Foles (1/21/18 vs. Vikings) NFC-CG
3	Donovan McNabb (1/18/09 at Cardinals) NFC-CG
3	Donovan McNabb (2/6/05 vs. Patriots) SB39
3	Rodney Peete (12/30/95 vs. Lions) NFC-WC
3	Ron Jaworski (12/23/79 vs. Bears) NFC-WC

LONGEST PASS PLAY

76t	Michael Vick to Jeremy Maclin (1/9/10 at Cowboys) NFC-WC
75t	Jeff Garcia to Donté Stallworth (1/13/07 at Saints) NFC-D
71t	Donovan McNabb to Brian Westbrook (1/4/09 at Vikings) NFC-WC
66	Randall Cunningham to Keith Jackson (1/5/91 vs. Washington) NFC-WC
65	Randall Cunningham to Keith Jackson (12/31/88 at Bears) NFC-D

RUSHING

MOST ATTEMPTS, Career

141	Wilbert Montgomery (7 games)
129	Brian Westbrook (11 games)
93	Duce Staley (7 games)
93	Steve Van Buren (4 games)
72	Donovan McNabb (16 games)

MOST ATTEMPTS, Game

31	Steve Van Buren (12/18/49 at LA Rams) NFL-CG
26	4x, last: Montgomery (1/11/81 vs. Cowboys) NFC-CG
22	Chris Warren (12/31/00 vs. Buccaneers) NFC-WC

LONGEST RUN FROM SCRIMMAGE

62t	Brian Westbrook (1/13/07 at Saints) NFC-D
55	Wilbert Montgomery (1/11/81 vs. Cowboys) NFC-CG
49t	Brian Westbrook (1/7/07 vs. Giants) NFC-WC
49	Steve Van Buren (12/18/49 at LA Rams) NFL-CG
42	Wilbert Montgomery (1/11/81 vs. Cowboys) NFC-CG

MOST YARDS GAINED, Career

591	Brian Westbrook (11 games)
518	Wilbert Montgomery (7 games)
422	Donovan McNabb (16 games)
384	Duce Staley (7 games)
365	Steve Van Buren (4 games)

MOST YARDS GAINED, Game (includes all 100-yard performances)

196	Steve Van Buren (12/18/49 at LA Rams) NFL-CG
194	Wilbert Montgomery (1/11/81 vs. Cowboys) NFC-CG
141	Brian Westbrook (1/7/07 vs. Giants) NFC-WC
116	Brian Westbrook (1/13/07 at Saints) NFC-D
107	Donovan McNabb (1/11/04 vs. Packers) NFC-D
105	Heath Sherman (1/3/93 at Saints) NFC-WC

MOST TOUCHDOWNS RUSHING, Career

6	Wilbert Montgomery (7 games)
4	Donovan McNabb (16 games)
3	LeGarrette Blount (3 games)
3	Brian Westbrook (11 games)
2	Steve Van Buren (4 games)
2	Duce Staley (7 games)

MOST TOUCHDOWNS, Game

2	Brian Westbrook (1/13/07 at Saints) NFC-D
2	Wilbert Montgomery (12/27/81 vs. Giants) NFC WC
2	Wilbert Montgomery (1/3/81 vs. Vikings) NFC-D

RECEIVING

MOST RECEPTIONS, Career

38	Chad Lewis (11 games)
35	Duce Staley (7 games)
33	Zach Ertz (7 games)
33	Brian Westbrook (11 games)
32	Todd Pinkston (12 games)

MOST RECEPTIONS, Game

10	Brent Celek (1/18/09 at Cardinals) NFC-CG
9	Nelson Agholor (2/4/18 vs. Patriots) SB52
9	Terrell Owens (2/6/05 vs. Patriots) SB39
9	Keith Byars (12/31/89 vs. LA Rams) NFC-WC and (12/31/88 at Bears) NFC-D
8	Zach Ertz (1/21/18 vs. Vikings) NFC-CG
8	Duce Staley (1/27/02 at Rams) NFC-CG
8	Fred Barnett (12/30/95 vs. Lions) NFC-WC
8	Jack Ferrante (12/28/47 at Chicago Cardinals) NFL-CG

MOST YARDS GAINED, Career

465	Harold Carmichael (7 games)
433	Todd Pinkston (12 games)
409	Chad Lewis (11 games)
364	Alshon Jeffery (5 games)
360	Zach Ertz (7 games)
334	Brian Westbrook (11 games)

MOST YARDS GAINED, Game (includes all 100-yard performances)

146	Jeremy Maclin (1/9/10 at Cowboys) NFC WC
142	Keith Jackson (12/31/88 at Bears) NFC-D
122	Kevin Curtis (1/18/09 at Cardinals) NFC-C
122	Terrell Owens (2/6/05 vs. Patriots) SB39
116	Keith Jackson (1/5/91 vs. Washington) NFC-WC
111	Harold Carmichael (12/23/79 vs. Bears) NFC-WC
100	Corey Clement (2/4/18 vs. Patriots) SB52

MOST TOUCHDOWNS, Career

6	Harold Carmichael (7 games)
3	Alshon Jeffery (5 games)
3	Brent Celek (9 games)
3	Brian Westbrook (11 games)
3	Fred Barnett (5 games)
3	Chad Lewis (11 games)
3	Duce Staley (7 games)

MOST TOUCHDOWNS, Game

2	Alshon Jeffery (1/21/18 vs. Vikings) NFC-CG
2	Brent Celek (1/18/09 at Cardinals) NFC-CG
2	Chad Lewis (1/23/05 vs. Falcons) NFC-C
2	Fred Barnett (1/3/93 at Saints) NFC-WC
2	Harold Carmichael (12/23/79 vs. Bears) NFC-WC

INTERCEPTIONS

MOST INTERCEPTIONS, Career

5	Herman Edwards (7 games)
4	Brian Dawkins (18 games)
3	Damon Moore (5 games), Eric Allen (5 games), Seth Joyner (5 games), Roynell Young (5 games)

MOST INTERCEPTIONS, Game

2	Damon Moore (1/12/02 vs. Buccaneers) NFC-WC
2	Eric Allen (1/3/93 at Saints) NFC-WC
2	Herman Edwards (1/3/81 vs. Vikings) NFC-D
2	Roynell Young (1/3/81 vs. Vikings) NFC-D

PLAYOFF RECORDS INDIVIDUAL



LONGEST INTERCEPTION RETURN

59t	Damon Moore (1/12/02 vs. Buccaneers) NFC-WC
50t	Patrick Robinson (1/21/18 vs. Vikings) NFC-CG
44t	Asante Samuel (1/4/09 at Vikings) NFC-WC
39t	Bobby Taylor (1/11/03 vs. Falcons) NFC-D
37	Jerry Robinson (12/29/79 at Buccaneers) NFC-D

MOST INTERCEPTION RETURN YARDS, Career

77	Damon Moore (5 games)
75	Brian Dawkins (18 games)
69	Asante Samuel (5 games)

MOST INTERCEPTION RETURN YARDS, Game

59	Damon Moore (1/12/02 vs. Buccaneers) NFC-WC
50	Patrick Robinson (1/21/18 vs. Vikings) NFC-CG
44	Asante Samuel (1/4/09 at Vikings) NFC-WC
39	Bobby Taylor (1/11/03 vs. Falcons) NFC-D

SACKS

MOST SACKS, Career

4.0	Derrick Burgess (6 games)
4.0	Hugh Douglas (10 games)
4.0	Reggie White (5 games)
3.5	Brandon Graham (6 games)

MOST SACKS, Game

2.0	Darwin Walker (1/13/07 at Saints) NFC-D
2.0	Derrick Burgess (1/23/05 vs. Falcons) NFC-C
2.0	Hugh Douglas (12/31/00 vs. Buccaneers) NFC-WC

KICKOFF RETURNS

MOST KICKOFF RETURNS, Career

22	Brian Mitchell (7 games)
11	Billy Campfield (7 games)

MOST KICKOFF RETURNS, Game

6	Brian Mitchell (1/27/02 at StL Rams) NFC-CG
5	7x, last: Brad Smith (1/4/14 vs. Saints) NFC-WC

MOST YARDS, Career

522	Brian Mitchell (7 games)
201	Billy Campfield (7 games)

MOST YARDS, Game

128	Brian Mitchell (1/27/02 at StL Rams) NFC-CG
125	3x, last: James Thrash (1/11/04 vs. Packers) NFC-D

LONGEST KICKOFF RETURN

70	Brian Mitchell (1/19/03 vs. Buccaneers) NFC-CG
58	Ted Dean (12/26/60 vs. Packers) NFL-CG

PUNT RETURNS

MOST PUNT RETURNS, Career

16	Brian Mitchell (7 games)
13	John Sciarra (7 games)

MOST PUNT RETURNS, Game

6	John Sciarra (1/11/81 vs. Cowboys) NFC-CG
5	DeSean Jackson (1/4/09 at Vikings) NFC-WC
4	7x, last: Reno Mahe (1/11/04 vs. Packers) NFC-D

MOST YARDS ON PUNT RETURNS, Career

174	DeSean Jackson (6 games)
135	Brian Mitchell (7 games)
130	John Sciarra (7 games)

MOST YARDS ON PUNT RETURNS, Game

109	DeSean Jackson (1/4/09 at Vikings) NFC-WC
101	Bosh Pritchard (12/21/47 at Steelers) NFL-D
69	John Sciarra (1/11/81 vs. Cowboys) NFC-CG

LONGEST PUNT RETURN

79t	Bosh Pritchard (12/21/47 at Steelers) NFL-D
62	DeSean Jackson (1/4/09 at Vikings) NFC-WC
34	Wally Henry (12/23/79 vs. Bears) NFC-WC

PLAYOFF RECORDS TEAM



SCORING

MOST POINTS, Game

58	vs. Lions (12/30/95) NFC-WC
41	vs. Patriots (2/4/18) SB52
38	vs. Vikings (1/21/18) NFC-CG
36	at Saints (1/3/93) NFC-WC

MOST POINTS, BOTH TEAMS, Game

95	vs. Lions (12/30/95) NFC-WC; Eagles 58, Lions 37
74	vs. Patriots (2/4/18) SB52; Eagles 41, Patriots 33
57	at Cardinals (1/18/09) NFC-CG; Eagles 25, Cardinals 32
56	at Saints (1/3/93) NFC-WC; Eagles 36, Saints 20

FEWEST POINTS, BOTH TEAMS, Game

7	vs. Chicago Cardinals (12/19/48) NFL-CG; Eagles 7, Cardinals 0
14	at 49ers (12/29/96) NFC-WC; 49ers 14, Eagles 0
14	at LA Rams (12/18/49) NFL-CG; Eagles 14, Rams 0

LARGEST MARGIN OF VICTORY, Game

31	vs. Vikings (1/21/18) NFC-CG; Eagles 38, Vikings 7
22	vs. Buccaneers (1/12/02) NFC-WC; Eagles 31, Buccaneers 9
21	2x: vs. Lions (12/30/95) NFC-WC; Eagles 58, Lions 37 & at Steelers (12/21/47) NFL-D; Eagles 21, Steelers 0

TOUCHDOWNS

MOST TOUCHDOWNS, Game

7	vs. Lions (12/30/95) NFC-WC
5	vs. Patriots (2/4/18) SB52
5	vs. Vikings (1/21/18) NFC-CG
4	3x, last: vs. Bucs (1/12/02) NFC-WC

MOST TOUCHDOWNS, BOTH TEAMS, Game

12	vs. Lions (12/30/95) NFC-WC; Eagles 7, Lions 5
9	vs. Patriots (2/4/18) SB52; Eagles 5, Patriots 4
7	3x, last: at Cardinals (1/18/09) NFC-C; Cardinals 4, Eagles 3

FEWEST TOUCHDOWNS, BOTH TEAMS, Game

1	vs. Chicago Cardinals (12/19/48) NFL-CG; Eagles 1, Cardinals 0
2	9x, last: vs. Seahawks (1/5/20) NFC-WC; Eagles 0, Seahawks 2

FIELD GOALS

MOST FIELD GOALS, Game

4	at Vikings (1/4/09) NFC-WC
4	at Bears (1/19/02) NFC-D
4	at Bears (12/31/88) NFC-D

MOST FIELD GOALS, BOTH TEAMS, Game

6	at Giants (1/11/09) NFC-D
6	at Bears (12/31/88) NFC-D; Eagles 4, Bears 2
5	vs. Patriots (2/4/18) SB52; Eagles 3, Patriots 2
5	vs. Saints (1/4/14) NFC-WC; Eagles 1, Saints 4
5	vs. Giants (1/7/07) NFC-WC; Eagles 3, Giants 2
5	at Bears (1/19/02) NFC-D; Eagles 4, Bears 1

MOST FIELD GOALS ATTEMPTED, Game

5	at Bears (12/31/88) NFC-D
4	at Vikings (1/4/09) NFC-WC
4	at Bears (1/19/02) NFC-D
4	vs. Lions (12/30/95) NFC-WC

MOST FGs ATTEMPTED, BOTH TEAMS, Game

9	at Bears (12/31/88) NFC-D; Eagles 5, Bears 4
8	at Giants (1/11/09) NFC-D; Eagles 3, Giants 5
6	vs. Patriots (2/4/18) SB52; Eagles 3, Patriots 3
6	vs. Saints (1/4/14) NFC-WC; Eagles 2, Saints 4
6	vs. Falcons (1/11/03) NFC-D; Eagles 3, Falcons 3

TOTAL NET YARDS

MOST YARDS GAINED, Game

538	vs. Patriots (2/4/18) SB52
456	vs. Vikings (1/21/18) NFC-CG
454	at Cardinals (1/18/09) NFC-CG
452	vs. Lions (12/30/95) NFC-WC
430	at Bears (12/31/88) NFC-D

FEWEST YARDS GAINED, Game

178	at Cowboys (1/10/93) NFC-D
186	at Giants (1/7/01) NFC-D

PASSING

MOST ATTEMPTS, Game

55	at Bears (12/31/88) NFC-D
51	vs. Patriots (2/6/05) SB39

FEWEST ATTEMPTS, Game

9	at LA Rams (12/18/49) NFL-CG
12	vs. Chicago Cardinals (12/19/48) NFL-CG

MOST COMPLETIONS, Game

30	vs. Patriots (2/6/05) SB39
29	vs. Patriots (2/4/18) SB52
28	at Cardinals (1/18/09) NFC-CG
27	at Bears (12/31/88) NFC-CG
27	at Chicago Cardinals (12/28/47) NFL-CG

FEWEST COMPLETIONS, Game

2	vs. Chicago Cardinals (12/19/48) NFL-CG
5	at LA Rams (12/18/49) NFL-CG

MOST YARDS GAINED, Game

378	at Bears (12/31/88) NFC-D
374	vs. Patriots (2/4/18) SB52
357	at Cardinals (1/18/09) NFC-CG

FEWEST YARDS GAINED, Game

7	vs. Chicago Cardinals (12/19/48) NFL-CG
68	at LA Rams (12/18/49) NFL-CG

MOST TIMES SACKED, Game

8	vs. Packers (1/11/04) NFC-D
7	vs. Seahawks (1/5/20) NFC-WC

MOST TOUCHDOWNS, Game

4	vs. Patriots (2/4/18) SB52
3	vs. Vikings (1/21/18) NFC-CG
3	at Cardinals (1/18/09) NFC-CG
3	vs. Patriots (2/6/05) SB39
3	vs. Lions (12/30/95) NFC-WC
3	vs. Bears (12/23/79) NFC-WC

RUSHING

MOST ATTEMPTS, Game

61	at LA Rams (12/18/49) NFL-CG
57	vs. Chicago Cardinals (12/19/48) NFL-CG
52	at Steelers (12/21/47) NFL-D



FEWEST ATTEMPTS, Game

13	at Cowboys (1/9/10) NFC-WC
14	at Giants (1/7/01) NFC-D
16	at Bears (12/31/88) NFC-D
16	at Saints (1/13/19) NFC-D

MOST YARDS GAINED, Game

274	at LA Rams (12/18/49) NFL-CG
263	vs. Cowboys (1/11/81) NFC-CG
225	vs. Chicago Cardinals (12/19/48) NFL-CG

FEWEST YARDS GAINED, Game

42	at Bears (1/6/19) NFC-WC
45	vs. Patriots (2/6/05) SB39

MOST TOUCHDOWNS, Game

3	vs. Vikings (1/3/81) NFC-D
2	6x, last: at Saints (1/13/07) NFC-D

FIRST DOWNS

MOST FIRST DOWNS, Game

27	vs. Vikings (1/21/18) NFC-CG
25	vs. Patriots (2/4/18) SB52
24	vs. Patriots (2/6/05) SB39
24	vs. Vikings (1/3/81) NFL-D
23	vs. Vikings (1/16/05) NFC-D

FEWEST FIRST DOWNS, Game

11	at Giants (1/7/01) NFC-D
12	at Cowboys (1/10/93) NFC-D

MOST FIRST DOWNS, BOTH TEAMS, Game

54	vs. Patriots (2/4/18) SB52; Patriots 29, Eagles 25
49	vs. Vikings (1/21/18) NFC-CG; Eagles 27, Vikings 22
48	vs. Lions (12/30/95) NFC-WC; Lions 26, Eagles 22
45	vs. Patriots (2/6/05) SB39; Eagles 24, Patriots 21

FEWEST FIRST DOWNS, BOTH TEAMS, Game

24	3x, last: at LA Rams (12/18/49) NFL-CG; Eagles 17, Rams 7
----	---

MOST FIRST DOWNS, RUSHING, Game

16	vs. Chicago Cardinals (12/19/48) NFL-CG
13	vs. Cowboys (1/11/81) NFC-CG

FEWEST FIRST DOWNS, RUSHING, Game

0	at Cowboys (1/9/10) NFC-WC
1	at Bears (12/31/88) NFC-D
2	3x, last: at Saints (1/13/19) NFC-D

MOST FIRST DOWNS, PASSING, Game

21	at Bears (12/31/88) NFC-D
19	vs. Patriots (2/4/18) SB52
19	vs. Vikings (1/21/18) NFC-CG
18	vs. Patriots (2/6/05) SB39

FEWEST FIRST DOWNS, PASSING, Game

0	vs. Chicago Cardinals (12/19/48) NFL-CG
4	at LA Rams (12/18/49) NFL-CG

PENALTIES

MOST PENALTIES, Game

9	at Cowboys (1/9/10) NFC-WC
8	at Giants (1/11/09) NFC-D
8	vs. Lions (12/30/95) NFC-WC
8	at Buccaneers (12/29/79) NFC-D

FEWEST PENALTIES, Game

0	vs. Packers (12/26/60) NFL-CG
2	at StL Rams (1/27/02) NFC-CG
2	vs. Buccaneers (12/31/00) NFC-WC

MOST YARDS PENALIZED, Game

116	at Cowboys (1/9/10) NFC-WC
80	vs. Lions (12/30/95) NFC-WC
77	vs. Giants (1/7/07) NFC-WC
76	at Cowboys (1/10/93) NFC-D

FEWEST YARDS PENALIZED, Game

0	vs. Packers (12/26/60) NFL-CG
15	at StL Rams (1/27/02) NFC-CG

INTERCEPTIONS

MOST INTERCEPTIONS BY, Game

6	vs. Lions (12/30/95) NFC-WC
5	vs. Vikings (1/3/81) NFC-D
4	vs. Buccaneers (1/12/02) NFC-WC

FUMBLES

MOST FUMBLES, Game

6	vs. LA Rams (12/31/89) NFC-WC
5	vs. Giants (12/27/81) NFC-WC

MOST FUMBLES LOST, Game

3	at Cowboys (1/9/10) NFC-WC
2	12x, last: vs. Falcons (1/13/18) NFC-D

MOST FUMBLES COMMITTED BY OPPONENT, Game

5	vs. Cowboys (1/11/81) NFC-CG
4	vs. Packers (1/9/11) NFC-WC
3	5x, last: at Giants (1/7/01) NFC-D

MOST FUMBLES LOST BY OPPONENT

3	4x, last: at Giants (1/7/01) NFC-D
---	------------------------------------

TURNOVERS

MOST TURNOVERS, Game

4	(four times) last at Dallas (1/9/10) NFC-WC
---	---

FEWEST TURNOVERS, Game

0	6x, last: vs. Seahawks (1/5/20) NFC-WC
---	--

PUNTING

MOST PUNTS, Game

9	vs. LA Rams (12/31/89) NFC-WC
9	at Falcons (12/24/78) NFC-WC

FEWEST PUNTS, Game

1	vs. Patriots (2/4/18) SB52
1	at Cardinals (1/18/09) NFC-CG
3	(four times) last vs. Seahawks (1/5/20) NFC-WC

HIGHEST AVERAGE, PUNTING, Game

58.0	at Cardinals (1/18/09) NFC-CG
51.2	at Saints (1/3/93) NFC-WC
50.6	at Cowboys (1/9/10) NFC-WC
48.8	vs. Saints (1/4/14) NFC-WC
48.2	at Saints (1/13/19) NFC-D

LOWEST AVERAGE, PUNTING, Game

32.5	at Bears (12/31/88) NFC-D
------	---------------------------

LAST TIME IT HAPPENED



TEAM (EAGLES)

WON IN OVERTIME.....	12/9/19 - vs. NYG, 23-17
WON BY SCORING IN LAST TWO MINUTES OF REGULATION.....	12/15/19 - at Was., 37-27 (winning TD at 0:26)
TIED GAME BY SCORING IN LAST TWO MINUTES.....	12/9/19 - win vs. NYG, 23-17 (tied score at 1:53 to force OT)
WON IN PRIMETIME.....	12/9/19 - vs. NYG, 23-17
SHUTOUT.....	12/30/18 - at Was., 24-0
WON BY 20+ POINTS.....	10/6/19 - vs. NYJ, 31-6
WON AFTER TRAILING BY 20+ POINTS.....	12/19/10 - at NYG, 38-31 (NYG ahead 31-10 in 4th quarter)
HELD 28+ POINT LEAD.....	1/21/18 - win vs. Min., 38-7
HELD 21+ POINT LEAD.....	10/6/19 - win vs. NYJ, 31-6
HELD 17+ POINT LEAD.....	12/29/19 - win at NYG, 34-17
SCORED 20+ POINTS IN QUARTER.....	12/15/19 - win at Was., 37-27 (20, 4th Q)
SCORED 20+ POINTS IN HALF.....	12/29/19 - win at NYG, 34-17 (24, 2nd half)
HELD OPPONENT WITHOUT A TOUCHDOWN.....	12/22/19 - win vs. Dal., 17-9
TOUCHDOWNS SCORED BY OFFENSE & DEFENSE.....	12/15/19 - win at Was., 37-27 (4 offense, 1 defense)
TOUCHDOWNS SCORED BY OFFENSE, DEFENSE & SPECIAL TEAMS.....	12/6/15 - win at NE, 35-28 (2 offense, 1 defense, 2 ST)
NO TURNOVERS.....	1/5/20 - loss vs. Sea., 9-17
TOUCHDOWN SCORED ON FIRST DRIVE.....	12/1/19 - loss at Mia., 31-37
SUCCESSFUL 2-POINT CONVERSION ATTEMPT.....	12/1/19 - C. Wentz to N. Agholor pass at Mia.
FAILED 2-POINT CONVERSION ATTEMPT.....	11/24/19 - M. Sanders run, fumble recovered by R.Green vs. Sea.

TOTAL OFFENSE (EAGLES)

500+ TOTAL NET YARDS OF OFFENSE.....	12/23/18 - vs. Hou. (519; 57 rushing, 471 passing)
400+ TOTAL NET YARDS OF OFFENSE.....	12/29/19 - at NYG (400; 121 rushing, 279 passing)

PASSING (EAGLES)

400+ NET YARDS PASSING BY TEAM.....	12/23/18 - vs. Hou. (462)
300+ NET YARDS PASSING BY TEAM.....	12/22/19 - vs. Dal. (313)
INDIVIDUAL WITH 50+ PASS ATTEMPTS.....	12/9/19 - Carson Wentz (50-33-325-0-2TDs) vs. NYG
INDIVIDUAL WITH 40+ PASS ATTEMPTS.....	12/29/19 - Carson Wentz (40-23-289-0-1TD) at NYG
INDIVIDUAL WITH 30+ PASS COMPLETIONS.....	12/22/19 - Carson Wentz (40-31-319-0-1TD) vs. Dal.
INDIVIDUAL WITH 25+ PASS COMPLETIONS.....	12/22/19 - Carson Wentz (40-31-319-0-1TD) vs. Dal.
INDIVIDUAL 300+ YARD PASSING GAME.....	12/22/19 - Carson Wentz (40-31-319-0-1TD) vs. Dal.
CONSECUTIVE 300+ YARD PASSING GAMES.....	12/1/19 - 12/9/19 - Carson Wentz (46-28-310-1-3TDs) at Mia. & (50-33-325-0-2TDs) vs. NYG
INDIVIDUAL WITH 4+ TOUCHDOWN PASSES.....	12/23/18 - Nick Foles (49-35-471-1-4TDs) vs. Hou.
INDIVIDUAL WITH 3+ TOUCHDOWN PASSES.....	12/15/19 - Carson Wentz (43-30-266-0-3TDs) at Was
NO SACKS ALLOWED.....	9/26/19 - at GB (27 attempts - Carson Wentz)

RUSHING (EAGLES)

300+ NET YARDS RUSHING BY TEAM.....	9/3/00 - at Dal. (306)
200+ NET YARDS RUSHING BY TEAM.....	10/27/19 - at Buf. (218)
INDIVIDUAL 200+ YARD RUSHING GAME.....	12/8/13 - LeSean McCoy (29-217-2TDs) vs. Det.
INDIVIDUAL 150+ YARD RUSHING GAME.....	11/27/14 - LeSean McCoy (25-159-1TD) at Dal.
INDIVIDUAL 100+ YARD RUSHING GAME.....	12/15/19 - Miles Sanders (19-122-1TD) at Was.
TWO 100+ YARD RUSHERS IN SAME GAME.....	12/22/13 - L. McCoy (18-133-2TDs) & B. Brown (9-115-1TD) vs. Det.
CONSECUTIVE 100+ YARD RUSHING GAMES.....	11/23/14-11/27/14 - L. McCoy (21-130-1TD) vs. Ten. & (25-159-1TD) at Dal.
COMBINED 200+ YARDS RUSHING BY TWO PLAYERS.....	12/22/13 - 248 by L. McCoy (18-133-2TDs) & B. Brown (9-115-1TD) vs. Det.
INDIVIDUAL WITH 30+ CARRIES.....	9/9/13 - LeSean McCoy (31-184-1TD) at Was.
INDIVIDUAL WITH 25+ CARRIES.....	11/27/14 - LeSean McCoy (25-159-1TD) at Dal.
RUSHING PLAY OF 80+ YARDS.....	10/1/00 - 85t by Brian Mitchell vs. Atl.
RUSHING PLAY OF 60+ YARDS.....	10/27/19 - 65t by Miles Sanders at Buf.
RUSHING PLAY OF 40+ YARDS.....	12/15/19 - 56 by Miles Sanders at Was.
INDIVIDUAL WITH 3+ RUSHING TOUCHDOWNS.....	12/29/19 - Boston Scott (19-54-3TDs) at NYG
INDIVIDUAL WITH 2+ RUSHING TOUCHDOWNS.....	12/29/19 - Boston Scott (19-54-3TDs) at NYG

RECEIVING (EAGLES)

INDIVIDUAL WITH 10+ RECEPTIONS.....	11/24/19 - Zach Ertz (12-91-1TD) vs. Sea.
INDIVIDUAL WITH 150+ YARD RECEIVING GAME.....	9/8/19 - DeSean Jackson (8-154-2TDs) vs. Was

LAST TIME IT HAPPENED



INDIVIDUAL WITH 100+ YARD RECEIVING GAME.....	12/1/19 - Alshon Jeffery (9-137-1TD) at Mia.
TWO-OR-MORE 100+YARD RECEIVERS IN SAME GAME.....	12/23/18 - Nelson Agholor (5-116-1TD) & Zach Ertz (12-110-2TDs) vs. Hou.
CONSECUTIVE 100+ YARD RECEIVING GAMES.....	9/30/18-10/7/18 - Zach Ertz (10-112) at Ten. & (10-110-1TD) vs. Min.
INDIVIDUAL WITH 3+ TD RECEPTIONS.....	11/3/13 - Riley Cooper (5-139-3TDs) at Oak.
INDIVIDUAL WITH 2+ TD RECEPTIONS.....	12/9/19 - Zach Ertz (9-91-2TDs) vs. NYG
PASS PLAY OF 80+ YARDS.....	12/23/18 - 83t, Nick Foles to Nelson Agholor vs. Hou.
PASS PLAY OF 60+ YARDS.....	12/23/18 - 83t, Nick Foles to Nelson Agholor vs. Hou.
PASS PLAY OF 40+ YARDS.....	12/29/19 - 41, Carson Wentz to Deontay Burnett at NYG

NOTABLE OFFENSIVE COMBINATIONS (EAGLES)

LED TEAM IN RUSHING & RECEIVING YARDS IN SAME GAME.....	12/29/19 - Boston Scott (19-54-3TDs rush, 4-84rec.) at NYG
100+ YARD RUSHER & 100+ YARD RECEIVER IN SAME GAME.....	11/27/14 - LeSean McCoy (25-159-1TD rush) & Jeremy Maclin (8-108 rec.) at Dal.
100+ YARD RUSHER, 100+ YARD RECEIVER & 300+ YARD PASSER IN SAME GAME.....	9/23/07 - Brian Westbrook (14-110-2TDs rush & 5-111-1TD rec.), Kevin Curtis (11-221-3TDs rec.) & Donovan McNabb (26-21-381-0-4TDs) vs. Det.
INDIVIDUAL WITH 1+ RUSHING TD & 1+ RECEIVING TD IN SAME GAME.....	12/15/19 - Miles Sanders (19-122-1TD rush, 6-50-1TD rec.) at Was.
INDIVIDUAL WITH 1+ PASSING TD & 1+ RUSHING TD IN SAME GAME.....	9/15/19 - Carson Wentz (43-25-231-2-1TD passing, 3-3-1TD rush) at Atl.
INDIVIDUAL WITH 1+ PASSING TD & 1+ RECEIVING TD IN SAME GAME.....	2/4/18 - Nick Foles (43-28-373-1-3TD passes, 1-1-1TD receiving) at NE

DEFENSE (EAGLES)

HELD OPPONENT UNDER 200 YARDS TOTAL OFFENSE.....	11/3/19 - vs. Chi. (164; 62 rushing, 102 passing)
HELD OPPONENT UNDER 300 YARDS TOTAL OFFENSE.....	12/9/19 - vs. NYG (255; 73 rushing, 182 passing)
HELD OPPONENT UNDER 50 YARDS RUSHING.....	9/8/19 - vs. Was. (28)
HELD OPPONENT UNDER 75 YARDS RUSHING.....	1/5/20 - vs. Sea. (64)
HELD OPPONENT UNDER 100 YARDS RUSHING.....	1/5/20 - vs. Sea. (64)
HELD OPPONENT UNDER 100 NET YARDS PASSING.....	10/6/19 - vs. NYJ (61)
HELD OPPONENT UNDER 150 NET YARDS PASSING.....	11/3/19 - vs. Chi. (102)
INTERCEPTION RETURN FOR TOUCHDOWN.....	10/6/19 - N. Gerry, 51 yards (QB L. Falk) vs. NYJ
INDIVIDUAL WITH 3+ INTERCEPTIONS.....	10/16/11 - K. Coleman (3) at Was. (QB R. Grossman)
INDIVIDUAL WITH 2+ INTERCEPTIONS.....	1/1/17 - J. Hicks (2) vs. Dal. (QB M. Sanchez)
FUMBLE RECOVERED FOR TOUCHDOWN.....	12/15/19 - N. Bradham 47-yard return of D. Haskins fumble (forced by A. Maddox) at Was.
SAFETY SCORED.....	9/11/16 - R. Griffin III aborted snap. Cameron Erving credited with fumble on high snap, ball out of bounds in end zone
7.0+ SACKS.....	10/6/19 - vs. NYJ (10)
6.0+ SACKS.....	11/24/19 - vs. Sea. (6)
5.0+ SACKS.....	11/24/19 - vs. Sea. (6)
INDIVIDUAL WITH 3.0+ SACKS.....	10/6/19 - B. Graham (3.0 sacks of L. Falk) vs. NYJ
INDIVIDUAL WITH 2.0+ SACKS.....	12/29/19 - D. Barnett (2.0 sacks of D. Jones) at NYG

SPECIAL TEAMS (EAGLES)

KICKOFF RETURN FOR TOUCHDOWN.....	10/23/16 - Josh Huff, 98 yards vs. Min.
KICKOFF RETURN FOR TOUCHDOWN TO START GAME.....	11/23/14 - Josh Huff, 107 yards vs. Ten.
PUNT RETURN FOR TOUCHDOWN.....	12/6/15 - Darren Sproles, 83 yards at NE
BLOCKED PUNT RECOVERED FOR TOUCHDOWN.....	12/6/15 - N. Goode returned R. Allen's blocked punt (blocked by C. Maragos) 24 yards at NE
BLOCKED PUNT.....	12/17/17 - K. Grugier-Hill blocked punt by B. Wing at NYG
BLOCKED PAT.....	10/27/17 - D. Barnett, PAT attempt by S. Hauschka at Buf.
BLOCKED FIELD GOAL.....	1/5/20 - V. Curry, 35-yd attempt by J. Myers vs. Sea.
BLOCKED FIELD GOAL RETURNED FOR TOUCHDOWN.....	10/23/05 - Matt Ware, 65-yd. return after Quintin Mikell blocked a 40-yd. att. by Nate Kaeding vs. SD
INDIVIDUAL WITH 5+ FIELD GOALS.....	11/23/14 - Cody Parkey (5-6) vs. Ten.
INDIVIDUAL WITH 4+ FIELD GOALS.....	10/1/17 - Jake Elliott (4-4) at LAC
SUCCESSFUL ONSIDES KICK.....	9/17/17 - J. Elliott kick recovered by T. Burton at KC (4th Q)
FAILED ONSIDES KICK ATTEMPT.....	12/1/19 - J. Elliott kick recovered by M. Sherels at Mia. (4th Q)
TOUCHDOWN OFF FAKE FIELD GOAL ATTEMPT.....	12/24/89 - C. Carter 22-yard pass from R. Ruzek vs. Pho.
TOUCHDOWN OFF FAKE PUNT.....	9/29/02 - B. Dawkins 57 yard pass from B. Mitchell vs. Hou

LAST TIME IT HAPPENED



TEAM (OPPONENT)

WON IN OVERTIME.....	12/9/18 - at Dal., 23-29
WON BY SCORING IN LAST TWO MINUTES OF REGULATION.....	10/21/18 - vs. Car., 17-21 (winning TD at 1:22)
TIED GAME BY SCORING IN LAST TWO MINUTES.....	11/8/15 - win at Dal., 33-27 OT (tied game at 0:02)
WON IN PRIMETIME.....	10/20/19 - at Dal., 10-37
SHUTOUT.....	12/31/17 - vs. Dal., 0-6
WON BY 20+ POINTS.....	10/20/19 - at Dal., 10-37
WON AFTER TRAILING BY 20+ POINTS.....	10/2/11 - vs. SF, 23-24 (PHI ahead 23-3 in 3rd quarter)
HELD 28+ POINT LEAD.....	11/18/18 - loss at NO, 7-48
HELD 21+ POINT LEAD.....	10/20/19 - loss at Dal., 10-37
HELD 17+ POINT LEAD.....	10/20/19 - loss at Dal., 10-37
SCORED 20+ POINTS IN QUARTER.....	10/21/18 - loss vs. Car., 17-21 (21, 4th Q)
SCORED 20+ POINTS IN HALF.....	12/1/19 - loss at Mia., 31-37 (23, 2nd half)
HELD OPPONENT WITHOUT A TOUCHDOWN.....	1/5/20 - loss vs. Sea., 9-17
TOUCHDOWNS SCORED BY OFFENSE & DEFENSE.....	10/7/18 - loss vs. Min., 21-23 (1 offense, 1 defense)
TOUCHDOWNS SCORED BY OFFENSE, DEFENSE & SPECIAL TEAMS.....	11/16/14 - loss at GB, 53-20 (4 off, 2 def, 1 ST)
NO TURNOVERS.....	1/5/20 - loss vs. Sea., 9-17
TOUCHDOWN SCORED ON FIRST DRIVE.....	10/20/19 - loss at Dal., 10-37
SUCCESSFUL 2-POINT CONVERSION ATTEMPT.....	12/1/19 - R. Fitzpatrick to P.Laird pass at Mia.
FAILED 2-POINT CONVERSION ATTEMPT.....	12/1/19 - R. Fitzpatrick sacked at Mia.

TOTAL OFFENSE (OPPONENT)

500+ TOTAL NET YARDS OF OFFENSE.....	12/9/18 - at Dal. (576; 142 rushing, 434 passing)
400+ TOTAL NET YARDS OF OFFENSE.....	12/1/19 - at Mia. (409; 58 rushing, 351 passing)

PASSING (OPPONENT)

400+ NET YARDS PASSING BY TEAM.....	9/26/19 - at GB (414)
300+ NET YARDS PASSING BY TEAM.....	1/5/20 - vs. Sea. (318)
INDIVIDUAL WITH 50+ PASS ATTEMPTS.....	9/26/19 - Aaron Rodgers (53-34-422-1-2TDs) at GB
INDIVIDUAL WITH 40+ PASS ATTEMPTS.....	12/29/19 - Daniel Jones (47-28-301-1-1TD) at NYG
INDIVIDUAL WITH 30+ PASS COMPLETIONS.....	9/26/19 - Aaron Rodgers (53-34-422-1-2TDs) at GB
INDIVIDUAL WITH 25+ PASS COMPLETIONS.....	12/29/19 - Daniel Jones (47-28-301-1-1TD) at NYG
INDIVIDUAL 300+ YARD PASSING GAME.....	1/5/20 - Russell Wilson (30-18-325-0-1TD) vs. Sea.
CONSECUTIVE 300+ YARD PASSING GAMES.....	12/29/19 - 1/5/20 - Daniel Jones (47-28-301-1-1TD) at NYG & Russell Wilson (30-18-325-0-1TD) vs. Sea.
INDIVIDUAL WITH 4+ TOUCHDOWN PASSES.....	10/13/19 - Kirk Cousins (29-22-333-1-4TDs) at Min.
INDIVIDUAL WITH 3+ TOUCHDOWN PASSES.....	12/1/19 - Ryan Fitzpatrick (39-27-365-1-3TDs) at Mia.
NO SACKS ALLOWED.....	9/22/19 - vs. Det. (32 attempts - Matthew Stafford)

RUSHING (OPPONENT)

300+ NET YARDS RUSHING BY TEAM.....	9/25/60 - vs. Cle. (329)
200+ NET YARDS RUSHING BY TEAM.....	10/16/16 - at Was. (230)
INDIVIDUAL 200+ YARD RUSHING GAME.....	11/22/15 - Doug Martin (27-235-0TDs) vs. TB
INDIVIDUAL 150+ YARD RUSHING GAME.....	11/11/18 - Ezekiel Elliott (19-151-1TD) vs. Dal.
INDIVIDUAL 100+ YARD RUSHING GAME.....	11/24/19 - Rashaad Penny (14-129-1TD) vs. Sea.
TWO 100+ YARD RUSHERS IN SAME GAME.....	10/30/05 - M. Anderson (21-126-1TD) and T. Bell (14-107-2TDs) at Den.
CONSECUTIVE 100+ YARD RUSHING GAMES.....	11/11/18-11/18/18 - E. Elliott (19-151-1TD) vs. Dal.; M. Ingram (16-103-2TDs) at NO; S. Barkley (13-101-1TD) vs. NYG
COMBINED 200+ YARDS RUSHING BY TWO PLAYERS.....	11/20/15 - 187 by D. Johnson (29-187-3TDs) & K. Williams (6-34-0TDs) vs. Ari.
INDIVIDUAL WITH 30+ CARRIES.....	12/14/14 - DeMarco Murray (31-81-2TD) vs. Dal.
INDIVIDUAL WITH 25+ CARRIES.....	12/9/18 - Ezekiel Elliott (28-113) at Dal.
RUSHING PLAY OF 80+ YARDS.....	12/3/18 - 90t by Adrian Peterson vs. Was.
RUSHING PLAY OF 60+ YARDS.....	12/29/19 - 68t by Saquon Barkley at NYG
RUSHING PLAY OF 40+ YARDS.....	12/29/19 - 68t by Saquon Barkley at NYG
INDIVIDUAL WITH 3+ RUSHING TOUCHDOWNS.....	12/20/15 - David Johnson (29-187-3TDs) vs. Ari.
INDIVIDUAL WITH 2+ RUSHING TOUCHDOWNS.....	11/3/19 - David Montgomery (14-40-2TDs) vs. Chi.

RECEIVING (OPPONENT)

INDIVIDUAL WITH 10+ RECEPTIONS.....	9/26/19 - Davante Adams (10-180) at GB
INDIVIDUAL WITH 150+ YARD RECEIVING GAME.....	1/5/20 - DK Metcalf (7-160-1TD) vs. Sea.

LAST TIME IT HAPPENED



INDIVIDUAL WITH 100+ YARD RECEIVING GAME.....	1/5/20 - DK Metcalf (7-160-1TD) vs. Sea.
TWO-OR-MORE 100+YARD RECEIVERS IN SAME GAME.....	9/15/19 - Calvin Ridley (8-105-1TD) & Julio Jones (5-106-2TDs) at Atl.
CONSECUTIVE 100+ YARD RECEIVING GAMES.....	12/1/19-12/15/19 - DeVante Parker (7-159-2TDs) at Mia., Darius Slayton (5-154-2TDs) vs. NYG & Terry McLaurin (5-130-1TD) at Was.
INDIVIDUAL WITH 3+ TD RECEPTIONS.....	10/13/19 - Stefon Diggs (7-167-3TDs) at Min.
INDIVIDUAL WITH 2+ TD RECEPTIONS.....	12/9/19 - Darius Slayton (5-154-2TDs) vs. NYG
PASS PLAY OF 80+ YARDS.....	12/11/16 - 80t, Kirk Cousins to DeSean Jackson vs. Was.
PASS PLAY OF 60+ YARDS.....	12/15/19 - 75t, Dwayne Haskins to Terry McLaurin at Was
PASS PLAY OF 40+ YARDS.....	1/5/20 - 53t, Russell Wilson to DK Metcalf vs. Sea.

NOTABLE OFFENSIVE COMBINATIONS (OPPONENT)

LED TEAM IN RUSHING & RECEIVING YARDS IN SAME GAME.....	12/16/18 - Todd Gurley (12-48-2TDs rush, 10-76 rec.) at LAR
100+ YARD RUSHER & 100+ YARD RECEIVER IN SAME GAME.....	10/20/19 - Ezekiel Elliott (22-111-1TD rush) & Amari Cooper (5-106 rec.) at Dal.
100+ YARD RUSHER, 100+ YARD RECEIVER & 300+ YARD PASSER IN SAME GAME.....	12/9/18 - Ezekiel Elliott (28-113 rush), Amari Cooper (10-217-3TDs rec.) & Dak Prescott (54-42-455-2-3TDs) at Dal.
INDIVIDUAL WITH 1+ RUSHING TD & 1+ RECEIVING TD IN SAME GAME.....	11/25/18 - Saquon Barkley (13-101-1TD rush, 7-41-1TD rec.) vs. NYG
INDIVIDUAL WITH 1+ PASSING TD & 1+ RUSHING TD IN SAME GAME.....	10/20/19 - Dak Prescott (27-21-239-1-1TD passing, 5-30-1TD rush) at Dal.
INDIVIDUAL WITH 1+ PASSING TD & 1+ RECEIVING TD IN SAME GAME.....	11/20/16 - Russell Wilson (31-18-272-0-1TD pass, 1-15-1TD receiving) at Sea.

DEFENSE (OPPONENT)

HELD OPPONENT UNDER 200 YARDS TOTAL OFFENSE.....	12/7/14 - vs. Sea. (139; 57 rushing, 82 passing)
HELD OPPONENT UNDER 300 YARDS TOTAL OFFENSE.....	1/5/20 - vs Sea. (282; 120 rushing, 162 passing)
HELD OPPONENT UNDER 50 YARDS RUSHING.....	9/15/19 - at Atl. (49)
HELD OPPONENT UNDER 75 YARDS RUSHING.....	9/15/19 - at Atl. (49)
HELD OPPONENT UNDER 100 YARDS RUSHING.....	12/1/19 - at Mia. (92)
HELD OPPONENT UNDER 100 NET YARDS PASSING.....	12/7/14 - vs. Sea. (82)
HELD OPPONENT UNDER 150 NET YARDS PASSING.....	9/6/18 - vs. Atl. (119)
INTERCEPTION RETURN FOR TOUCHDOWN.....	9/10/17 - R. Kerrigan, 24 yards (QB C. Wentz) at Was.
INDIVIDUAL WITH 3+ INTERCEPTIONS.....	12/2/07 - L. Tatupe (3) vs. Sea. (QB A.J. Feeley)
INDIVIDUAL WITH 2+ INTERCEPTIONS.....	9/15/19 - D. Trufant (2) at Atl. (QB C. Wentz)
FUMBLE RECOVERED FOR TOUCHDOWN.....	10/7/18 - L. Joseph 64-yard return of C.Wentz fumble (forced by S. Weatherly) vs. Min.
SAFETY SCORED.....	1/11/09 - Intentional grounding penalty enforced on D. McNabb in end zone (NFC-D) at NYG
7.0+ SACKS.....	1/5/20 - vs. Sea. (7)
6.0+ SACKS.....	1/5/20 - vs. Sea. (7)
5.0+ SACKS.....	1/5/20 - vs. Sea. (7)
INDIVIDUAL WITH 3.0+ SACKS.....	9/17/17 - C. Jones (3.0 sacks of C.Wentz) at KC
INDIVIDUAL WITH 2.0+ SACKS.....	1/5/20 - Q. Jefferson (2.0 sacks of J. McCown) vs. Sea

SPECIAL TEAMS (OPPONENT)

KICKOFF RETURN FOR TOUCHDOWN.....	9/22/19 - Jamal Agnew, 100 yards vs. Det.
KICKOFF RETURN FOR TOUCHDOWN TO START GAME.....	10/12/03 - Randal Williams, 37 yards at Dal.
PUNT RETURN FOR TOUCHDOWN.....	9/19/16 - Eddie Royal, 65 yards at Chi.
BLOCKED PUNT RECOVERED FOR TOUCHDOWN.....	12/10/17 - B. Countess returned D. Jones' blocked punt (blocked by M. Thomas) 16 yards at LAR
BLOCKED PUNT.....	12/10/17 - B. Countess returned D. Jones' blocked punt (blocked by M. Thomas) 16 yards at LAR
BLOCKED PAT.....	12/13/09 - F. Robbins, PAT attempt by D. Akers vs. NYG
BLOCKED FIELD GOAL.....	11/6/16 - J. Pierre-Paul, 40-yd attempt by C. Sturgis at NY
BLOCKED FIELD GOAL RETURNED FOR TOUCHDOWN.....	12/7/08 - Kevin Dockery, 71-yd. return after Justin Tuck blocked a 32-yd. att. by D.Akers at NYG
INDIVIDUAL WITH 5+ FIELD GOALS.....	10/27/13 - Josh Brown (5-5) vs. NYG
INDIVIDUAL WITH 4+ FIELD GOALS.....	10/28/18 - Josh Lambo (4-4) at Jax
SUCCESSFUL ONSIDES KICK.....	12/6/15 - S. Gostkowski kick recovered by R. Melvin at NE (4th Q)
FAILED ONSIDES KICK ATTEMPT.....	12/1/19 - J. Sanders kick recovered by T. Edwards at Mia. (3rd Q)
TOUCHDOWN OFF FAKE FIELD GOAL ATTEMPT.....	12/20/1998 - Holder E. Bjornson 7-yard run at Dal.
TOUCHDOWN OFF FAKE PUNT.....	N/A



ALL-TIME RESULTS



FRONT OFFICE & COACHING STAFF

PLAYER BIOS

2019 EAGLES STATS

RECORD BOOK

ALL-TIME RESULTS

ALL-TIME ROSTERS

HONORS & HISTORY

YEAR-BY-YEAR STATS

OFF THE FIELD

ALL-TIME RESULTS



RECORDS vs. OTHER NFL TEAMS

Opponent	W	L	T
Arizona Cardinals (a).....	56	59	5
Atlanta Falcons.....	20	15	1
Baltimore Ravens.....	2	2	1
Boston Yanks.....	7	2	0
Brooklyn Dodgers.....	6	15	1
Buffalo Bills.....	8	6	0
Carolina Panthers.....	7	5	0
Chicago Bears.....	16	30	1
Cincinnati Bengals.....	3	9	1
Cincinnati Reds.....	3	0	0
Cleveland Browns.....	17	31	1
Dallas Cowboys.....	53	69	0
Dallas Texans.....	1	0	0
Denver Broncos.....	8	5	0
Detroit Lions (b).....	17	16	2
Green Bay Packers.....	17	28	0
Houston Texans.....	5	0	0
Indianapolis Colts (c).....	10	10	0
Jacksonville Jaguars.....	3	3	0
Kansas City Chiefs.....	4	4	0
Los Angeles Chargers (d).....	5	7	0
Los Angeles Rams (e).....	22	19	1
Miami Dolphins.....	6	9	0
Minnesota Vikings.....	14	15	0
New England Patriots.....	8	7	0
New Orleans Saints.....	17	15	0
New York Bulldogs.....	2	0	0
New York Giants.....	88	86	2
New York Jets.....	11	0	0
Oakland Raiders (f).....	7	6	0
Pittsburgh Steelers.....	48	28	3
San Francisco 49ers.....	13	19	1
Seattle Seahawks.....	7	11	0
Tampa Bay Buccaneers.....	10	9	0
Tennessee Titans (g).....	7	5	0
Washington (h).....	80	86	6

Note: Records include postseason games

Note: Records include games from the 1943 season when Philadelphia and Pittsburgh merged to play as the Steagles

(a) - Franchise in Chicago prior to 1960 and in St. Louis from 1960-1987; changed name from Phoenix to Arizona in 1994

(b) - Franchise in Portsmouth prior to 1934 and known as the Spartans

(c) - Franchise in Baltimore prior to 1984

(d) - Franchise in San Diego prior to 2017

(e) - Franchise in Cleveland prior to 1946, in Los Angeles prior to 1995 and in St. Louis prior to 2016

(f) - Franchise in Los Angeles from 1982 to 1994

(g) - Franchise in Houston prior to 1997 and known as the Oilers prior to 1999

(h) - Franchise in Boston prior to 1937

ALL-TIME RECORD

Regular Season: 586-608-26

Playoffs: 23-23

Overall: 609-631-26

* Includes 1943 record when Eagles and Steelers combined as the "Steagles"

HOME RECORD BY STADIUM

Venue	Record	Playoffs
Baker Bowl (1933-35).....	3-11-1	0-0
Temple Stadium (1934-35).....	1-1-0	0-0
Point Stadium (Johnstown, PA - 1936).....	0-1-0	0-0
Laidley Field (Charleston, WV - 1938).....	1-0-0	0-0
War Memorial Stadium (Charleston, WV - 1942).....	0-1-0	0-0
Forbes Field (Pittsburgh, PA - 1943).....	2-0-0	0-0
Municipal Stadium (1936-39, 1941, 1947, 1950, 1954).....	5-14-2	0-0
Shibe Park/Connie Mack Stadium (1940-57).....	57-35-6	1-0
Franklin Field (1958-70).....	41-45-2	1-0
Veterans Stadium (1971-2002).....	144-111-2	7-4
Lincoln Financial Field (2003-pres.).....	87-58-0	6-4
TOTALS	341-277-13	15-8

* Record includes playoff games

RECORD AT CURRENT NFL STADIUMS

Venue	Record	Playoffs
State Farm Stadium, Arizona.....	0-3	0-1
Mercedes-Benz Stadium, Atlanta.....	0-1	0-0
M&T Bank Stadium, Baltimore.....	0-2	0-0
New Era Field, Buffalo.....	4-4	0-0
Bank of America Stadium, Carolina.....	3-2	0-0
Soldier Field, Chicago.....	5-8	2-1
Paul Brown Stadium, Cincinnati.....	0-1-1	0-0
FirstEnergy Stadium, Cleveland.....	3-0	0-0
AT&T Stadium, Dallas.....	6-6	0-1
Empower Field at Mile High, Denver.....	0-2	0-0
Ford Field, Detroit.....	2-2	0-0
Lambeau Field, Green Bay.....	6-9	0-0
NRG Stadium, Houston.....	2-0	0-0
Lucas Oil Stadium, Indianapolis.....	1-0	0-0
TIAA Bank Field, Jacksonville.....	1-3	^0-1
Arrowhead Stadium, Kansas City.....	3-2	0-0
Allegiant Stadium, Las Vegas.....	0-0	0-0
SoFi Stadium, L.A. Chargers and L.A. Rams.....	0-0	0-0
Hard Rock Stadium, Miami.....	2-3	0-0
U.S. Bank Stadium, Minnesota.....	0-1	^1-0
Gillette Stadium, New England.....	1-1	0-0
Mercedes-Benz Superdome, New Orleans.....	8-8	^1-3
MetLife Stadium, N.Y. Giants and N.Y. Jets.....	9-2	0-0
Heinz Field, Pittsburgh.....	0-2	0-0
Levi's Stadium, San Francisco.....	0-1	0-0
CenturyLink Field, Seattle.....	2-3	0-0
Raymond James Stadium, Tampa Bay.....	3-2	0-0
Nissan Stadium, Tennessee.....	0-3	0-0
FedExField, Washington.....	14-9	0-0

* Record includes playoff games ^ Record includes Super Bowl appearances at stadium

ALL-TIME RESULTS



OVERTIME RESULTS

Date	Opponent	Result
9/27/76	Washington (MNF).....	L, 17-20
9/12/82	Washington.....	L, 34-37
12/11/83	New Orleans.....	L, 17-20
11/4/84	at Detroit.....	T-23-23
9/29/85	N.Y. Giants.....	L, 10-16
11/10/85	Atlanta.....	W, 23-17
9/14/86	at Chicago.....	L, 10-13
11/30/86	at L.A. Raiders.....	W, 33-27
12/7/86	St. Louis Cardinals.....	T, 10-10
10/18/87	at Green Bay.....	L, 10-16
11/29/87	at New England.....	W, 34-31
12/6/87	at N.Y. Giants.....	L, 20-23
11/20/88	at N.Y. Giants.....	W, 23-17
12/9/90	at Miami.....	L, 20-23
12/13/92	at Seattle.....	W, 20-17
1/3/94	at San Francisco (MNF).....	W, 37-34
10/8/95	Washington.....	W, 37-34
10/19/97	Arizona.....	W, 13-10
11/16/97	at Baltimore.....	T, 10-10
12/13/98	Arizona.....	L, 17-20
10/31/99	N.Y. Giants.....	L, 17-23
11/28/99	at Washington.....	L, 17-20
11/5/00	Dallas.....	W, 16-13
11/12/00	at Pittsburgh.....	W, 26-23
9/9/01	St. Louis Rams.....	L, 17-20
12/28/02	at N.Y. Giants.....	L, 7-10
12/21/03	San Francisco.....	L, 28-31
1/11/04	Green Bay (NFC).....	W, 20-17
10/24/04	at Cleveland.....	W, 34-31
12/11/05	N.Y. Giants.....	L, 23-26
9/17/06	N.Y. Giants.....	L, 24-30
11/16/08	at Cincinnati.....	T, 13-13
10/14/12	Detroit.....	L, 23-26
11/8/15	at Dallas.....	W, 33-27
10/30/16	at Dallas.....	L, 23-29
9/30/18	at Tennessee.....	L, 23-26
12/9/18	at Dallas.....	L, 23-29
12/9/19	N.Y. Giants (MNF).....	W, 23-17

OVERTIME RECORD: 14-20-4

(MNF) - Monday Night Football
(NFC) - NFC Divisional Playoff game

THANKSGIVING DAY GAMES

Date	Opponent	Result
11/23/39	Pittsburgh.....	W, 17-14
11/28/40	Pittsburgh.....	W, 7-0
11/28/68	at Detroit.....	W, 12-0
11/23/89	at Dallas.....	W, 27-0
11/27/08	Arizona.....	W, 48-20
11/27/14	at Dallas.....	W, 33-10
11/26/15	at Detroit.....	L, 14-45

RECORD BY HEAD COACH

Head Coach	Record	Playoffs
Lud Wray (1933-35)	9-21-1	0-0
Bert Bell (1936-40)	10-44-2	0-0
Greasy Neale (1941-50)	66-44-5	3-1
Walt Kiesling (a) (1943)	---	---
Bo McMillin (b) (1951)	2-0-0	0-0
Wayne Millner (c) (1951)	2-8-0	0-0
Jim Trimble (1952-55)	25-20-3	0-0
Hugh Devore (1956-57)	7-16-1	0-0
Buck Shaw (1958-60)	20-16-1	1-0
Nick Skorich (d) (1961-63)	15-24-3	0-0
Joe Kuharich (d) (1964-68)	28-41-1	0-0
Jerry Williams (1969-71)	7-22-2	0-0
Ed Khayat (e) (1971-72)	8-15-2	0-0
Mike McCormack (1973-75)	16-25-1	0-0
Dick Vermeil (1976-82)	57-51-0	3-4
Marion Campbell (1983-85)	17-29-1	0-0
Fred Bruney (f) (1985)	1-0-0	0-0
Buddy Ryan (1986-90)	43-38-1	0-3
Rich Kotite (1991-94)	37-29-0	1-1
Ray Rhodes (1995-98)	30-36-1	1-2
Andy Reid (1999-2012)	140-102-1	10-9
Chip Kelly (2013-15)	26-22-0	0-1
Pat Shurmur (g) (2015)	1-0	0-0
Doug Pederson (2016-)	42-28	4-2

* Record includes playoff games

- (a) Neale and Kiesling co-coached the Steagles in 1943 and their 5-4-1 record is reflected in Neale's totals
(b) Retired due to illness after second game in 1951
(c) Succeeded McMillin for last 10 games in 1951
(d) Record includes one loss in Playoff Bowl
(e) Succeeded Williams after first three games in 1971
(f) Succeeded Campbell for last game in 1985
(g) Succeeded Kelly for last game in 2015

RECORD BY OWNERSHIP

Owner	Record	Playoffs
Bert Bell/Lud Wray (1933-40)	19-65-3	0-0
Alexis Thompson (1941-48)	48-37-5	2-1
James P. Clark (1949-63)	89-91-8	2-0
Jerry Wolman (1964-68)	28-41-1	0-0
Leonard Tose (1969-84)	99-133-6	3-4
Norman Braman (1985-94)	87-76-1	1-4
Jeffrey Lurie (1995-)	239-187-2	15-14

* Record includes playoff games

INTERNATIONAL GAMES

Date	Opponent	Result	Location
8/5/78	vs. New Orleans	L, 7-14	Mexico City (Estadio Olimpico)
8/6/89	vs. Cleveland	W, 17-13	London, England (Wembley Stadium)
7/28/91	vs. Buffalo	L, 13-17	London, England (Wembley Stadium)
8/1/93	vs. New Orleans	L, 16-28	Tokyo, Japan (Tokyo Dome)
10/28/18	vs. Jacksonville	W, 24-18	London, England (Wembley Stadium)

YEAR-BY-YEAR RESULTS



2019				
Record: 9-7 (1st in NFC East)				
HC: Doug Pederson				

Date	W/L	Score	Opponent	Att.
S-08	W	32-27	Washington	69,696
S-15	L	20-24	at Atlanta	72,443
S-22	L	24-27	Detroit	69,796
S-26	W	34-27	at Green Bay	77,509
O-06	W	31-6	NY Jets	69,796
O-13	L	20-38	at Minnesota	66,837
O-20	L	10-37	at Dallas	91,213
O-27	W	31-13	at Buffalo	69,435
N-03	W	22-14	Chicago	69,796
N-17	L	10-17	New England	69,796
N-24	L	9-17	Seattle	69,796
D-01	L	31-37	at Miami	65,545
D-09	W	23-17	NY Giants	69,796
D-15	W	37-27	at Washington	63,246
D-22	W	17-9	Dallas	69,796
D-29	W	34-17	at NY Giants	75,029

NFC WILD CARD

J-05	L	9-17	Seattle	69,796
------	---	------	---------	--------

2018				
Record: 9-7 (2nd in NFC East)				
HC: Doug Pederson				

Date	W/L	Score	Opponent	Att.
S-06	W	18-12	Atlanta	69,696
S-16	L	21-27	at Tampa Bay	56,552
S-23	W	20-16	Indianapolis	69,696
S-30	L	23-26	at Tennessee	69,013
O-07	L	21-23	Minnesota	69,696
O-11	W	34-13	at NY Giants	77,167
O-21	L	17-21	Carolina	69,696
O-28	W	24-18	at Jacksonville	85,870
N-11	L	20-27	Dallas	69,696
N-18	L	48-7	at New Orleans	73,042
N-25	W	25-22	NY Giants	69,696
D-03	W	28-13	Washington	69,696
D-09	L	23-29	at Dallas	93,127
D-16	W	30-23	at LA Rams	74,210
D-23	W	32-30	Houston	69,696
D-30	W	24-0	at Washington	63,188

NFC WILD CARD

J-06	W	16-15	at Chicago	62,462
------	---	-------	------------	--------

NFC DIVISIONAL PLAYOFF

J-13	L	14-20	at New Orleans	73,027
------	---	-------	----------------	--------

2017				
Record: 13-3 (1st in NFC East)				
HC: Doug Pederson				

Date	W/L	Score	Opponent	Att.
S-10	W	30-17	at Washington	78,685
S-17	L	20-27	at Kansas City	74,971
S-24	W	27-24	NY Giants	69,596
O-01	W	26-24	at LA Chargers	25,374
O-08	W	34-7	Arizona	69,596
O-12	W	28-23	at Carolina	74,373
O-23	W	34-24	Washington	69,596
O-29	W	33-10	San Francisco	69,596
N-05	W	51-23	Denver	69,596
N-19	W	37-9	at Dallas	93,247
N-26	W	31-3	Chicago	69,596
D-03	L	10-24	at Seattle	69,075
D-11	W	43-35	at LA Rams	67,752
D-17	W	34-29	at NY Giants	76,896
D-25	W	19-10	Oakland	69,596
D-31	L	0-6	Dallas	69,596

NFC DIVISIONAL PLAYOFF

J-13	W	15-10	Atlanta	69,596
------	---	-------	---------	--------

NFC CHAMPIONSHIP

J-21	W	38-7	Minnesota	69,596
------	---	------	-----------	--------

SUPER BOWL LII (Minneapolis, MN)

F-04	W	41-33	at New England	67,612
------	---	-------	----------------	--------

2016				
Record: 7-9 (4th in NFC East)				
HC: Doug Pederson				

Date	W/L	Score	Opponent	Att.
S-11	W	29-10	Cleveland	69,596
S-19	W	29-14	at Chicago	62,268
S-25	W	34-3	Pittsburgh	69,596
O-09	L	23-24	at Detroit	58,047
O-16	L	20-27	at Washington	78,934
O-23	W	21-10	Minnesota	69,596
O-30	L	23-29	at Dallas (OT)	93,103
N-06	L	23-28	at NY Giants	80,309
N-13	W	24-15	Atlanta	69,596
N-20	L	15-26	at Seattle	69,190
N-28	L	13-27	Green Bay	69,596
D-04	L	14-32	at Cincinnati	55,456
D-11	L	22-27	Washington	69,596
D-18	L	26-27	at Baltimore	71,223
D-22	W	24-19	NY Giants	69,596
J-01	W	27-13	Dallas	69,596

2015				
Record: 7-9 (2nd in NFC East)				
HC: Chip Kelly (15), Pat Shurmur (1)				

Date	W/L	Score	Opponent	Att.
S-14	L	24-26	at Atlanta	70,516
S-20	L	10-20	Dallas	69,596
S-27	W	24-17	at NY Jets	78,160
O-04	L	20-23	at Washington	74,767
O-11	W	39-17	New Orleans	69,596
O-19	W	27-7	NY Giants	69,596
O-25	L	16-27	at Carolina	74,194
N-08	W	33-27	at Dallas (OT)	91,827
N-15	L	19-20	Miami	69,596
N-22	L	17-45	Tampa Bay	69,596
N-26	L	14-45	at Detroit	64,445
D-06	W	35-28	at New England	66,829
D-13	W	23-20	Buffalo	69,596
D-20	L	17-40	Arizona	69,596
D-26	L	24-38	Washington	69,596
J-03	W	35-30	at NY Giants	78,023

2014				
Record: 10-6 (2nd in NFC East)				
HC: Chip Kelly				

Date	W/L	Score	Opponent	Att.
S-07	W	34-17	Jacksonville	69,596
S-15	W	30-27	at Indianapolis	64,871
S-21	W	37-34	Washington	69,596
S-28	L	21-26	at San Francisco	70,799
O-05	W	34-28	St. Louis	69,596
O-12	W	27-0	NY Giants	69,596
O-26	L	20-24	at Arizona	61,789
N-02	W	31-21	at Houston	71,780
N-10	W	45-21	Carolina	69,596
N-16	L	20-53	at Green Bay	78,270
N-23	W	43-24	Tennessee	69,596
N-27	W	33-10	at Dallas	91,379
D-07	L	14-24	Seattle	69,596
D-14	L	27-38	Dallas	69,596
D-20	L	24-27	at Washington	78,897
D-28	W	34-26	at NY Giants	79,150

YEAR-BY-YEAR RESULTS



2013				
Record: 10-6 (1st in NFC East)				
HC: Chip Kelly				

Date	W/L	Score	Opponent	Att.
S-09	W	33-27	at Washington	82,743
S-15	L	30-33	San Diego	69,144
S-19	L	16-26	Kansas City	69,144
S-29	L	20-52	at Denver	77,002
O-06	W	36-21	at NY Giants	80,738
O-13	W	31-20	at Tampa Bay	62,505
O-20	L	3-17	Dallas	69,144
O-27	L	7-15	NY Giants	69,144
N-03	W	49-20	at Oakland	51,751
N-10	W	27-13	at Green Bay	78,011
N-17	W	24-16	Washington	69,144
D-01	W	24-21	Arizona	69,144
D-08	W	34-20	Detroit	69,144
D-15	L	30-48	at Minnesota	64,087
D-22	W	54-11	Chicago	69,144
D-29	W	24-22	at Dallas	91,166

NFC WILD CARD

J-04	L	24-26	New Orleans	69,144
------	---	-------	-------------	--------

2012				
Record: 4-12 (4th in NFC East)				
HC: Andy Reid				

Date	W/L	Score	Opponent	Att.
S-09	W	17-16	at Cleveland	68,693
S-16	W	24-23	Baltimore	69,144
S-23	L	6-27	at Arizona	60,436
S-30	W	19-17	NY Giants	69,144
O-07	L	14-16	at Pittsburgh	64,737
O-14	L	23-26	Detroit (OT)	69,144
O-28	L	17-30	Atlanta	69,144
N-05	L	13-28	at New Orleans	73,099
N-11	L	23-38	Dallas	69,144
N-18	L	6-31	at Washington	79,327
N-26	L	22-30	Carolina	69,144
D-02	L	33-38	at Dallas	81,851
D-09	W	23-21	at Tampa Bay	69,941
D-13	L	13-34	Cincinnati	69,144
D-23	L	20-27	Washington	69,144
D-30	L	7-42	at NY Giants	80,657

2011				
Record: 8-8 (2nd in NFC East)				
HC: Andy Reid				

Date	W/L	Score	Opponent	Att.
S-11	W	31-13	at St. Louis	56,722
S-18	L	31-35	at Atlanta	69,608
S-25	L	16-29	NY Giants	69,144
O-02	L	23-24	San Francisco	69,144
O-09	L	24-31	at Buffalo	69,803
O-16	W	20-13	at Washington	80,447
O-30	W	34-7	Dallas	69,144
N-07	L	24-30	Chicago	69,144
N-13	L	17-21	Arizona	69,144
N-20	W	17-10	at NY Giants	79,743
N-27	L	20-38	New England	69,144
D-01	L	14-31	at Seattle	67,039
D-11	W	26-10	at Miami	67,823
D-18	W	45-19	NY Jets	69,144
D-24	W	20-7	at Dallas	84,834
J-01	W	34-10	Washington	69,144

2010				
Record: 10-6 (1st in NFC East)				
HC: Andy Reid				

Date	W/L	Score	Opponent	Att.
S-12	L	20-27	Green Bay	69,144
S-19	W	35-32	at Detroit	56,688
S-26	W	28-3	at Jacksonville	63,256
O-03	L	12-17	Washington	69,144
O-10	W	27-24	at San Francisco	69,732
O-17	W	31-17	Atlanta	69,144
O-24	L	19-37	at Tennessee	69,143
N-07	W	26-24	Indianapolis	69,144
N-15	W	59-28	at Washington	84,912
N-21	W	27-17	NY Giants	69,144
N-28	L	26-31	at Chicago	62,147
D-02	W	34-24	Houston	69,144
D-12	W	30-27	at Dallas	85,673
D-19	W	38-31	at NY Giants	81,223
D-28	L	14-24	Minnesota	69,144
J-02	L	13-14	Dallas	69,144

NFC WILD CARD

J-09	L	16-21	Green Bay	69,144
------	---	-------	-----------	--------

2009				
Record: 11-5 (2nd in NFC East)				
HC: Andy Reid				

Date	W/L	Score	Opponent	Att.
S-13	W	38-10	at Carolina	73,599
S-20	L	22-48	New Orleans	69,144
S-27	W	34-14	Kansas City	69,144
O-11	W	33-14	Tampa Bay	69,144
O-18	L	9-13	at Oakland	49,642
O-26	W	27-17	at Washington	88,241
N-01	W	40-17	NY Giants	69,144
N-08	L	16-20	Dallas	69,144
N-15	L	23-31	at San Diego	68,879
N-22	W	24-20	at Chicago	62,421
N-29	W	27-24	Washington	69,144
D-06	W	34-7	at Atlanta	69,650
D-13	W	45-38	at NY Giants	78,780
D-20	W	27-13	San Francisco	69,144
D-27	W	30-27	Denver	69,144
J-03	L	0-24	at Dallas	100,621

NFC WILD CARD

J-09	L	14-34	at Dallas	92,951
------	---	-------	-----------	--------

2008				
Record: 9-6-1 (2nd in NFC East)				
HC: Andy Reid				

Date	W/L	Score	Opponent	Att.
S-07	W	38-3	St. Louis	69,144
S-15	L	37-41	at Dallas	63,472
S-21	W	15-6	Pittsburgh	69,144
S-28	L	20-24	at Chicago	62,099
O-05	L	17-23	Washington	69,144
O-12	W	40-26	at San Francisco	67,640
O-26	W	27-14	Atlanta	69,144
N-02	W	26-7	at Seattle	68,055
N-09	L	31-36	NY Giants	69,144
N-16	T	13-13	at Cincinnati (OT)	64,633
N-23	L	7-36	at Baltimore	71,379
N-27	W	48-20	Arizona	64,144
D-07	W	20-14	at NY Giants	79,003
D-15	W	30-10	Cleveland	69,144
D-21	L	3-10	at Washington	82,412
D-28	W	44-6	Dallas	69,144

NFC WILD CARD

J-04	W	26-14	at Minnesota	61,746
------	---	-------	--------------	--------

NFC DIVISIONAL PLAYOFF

J-11	W	23-11	at NY Giants	79,193
------	---	-------	--------------	--------

NFC CHAMPIONSHIP

J-18	L	25-32	at Arizona	70,650
------	---	-------	------------	--------

YEAR-BY-YEAR RESULTS



2007				
Record: 8-8 (4th in NFC East)				
HC: Andy Reid				

Date	W/L	Score	Opponent	Att.
S-09	L	13-16	at Green Bay	70,598
S-17	L	12-20	Washington	67,726
S-23	W	56-21	Detroit	67,570
S-30	L	3-16	at NY Giants	78,862
O-14	W	16-9	at NY Jets	77,189
O-21	L	16-19	Chicago	67,806
O-28	W	23-16	at Minnesota	63,019
N-04	L	17-38	Dallas	67,688
N-11	W	33-25	at Washington	90,218
N-18	W	17-7	Miami	68,934
N-25	L	28-31	at New England	68,756
D-02	L	24-28	Seattle	68,445
D-09	L	13-16	NY Giants	68,594
D-16	W	10-6	at Dallas	63,777
D-23	W	38-23	at New Orleans	70,011
D-30	W	17-9	Buffalo	68,594

2006				
Record: 10-6 (1st in NFC East)				
HC: Andy Reid				

Date	W/L	Score	Opponent	Att.
S-10	W	24-10	at Houston	70,180
S-17	L	24-30	NY Giants (OT)	69,241
S-24	W	38-24	at San Francisco	68,166
O-02	W	31-9	Green Bay	69,222
O-08	W	38-24	Dallas	69,268
O-15	L	24-27	at New Orleans	68,269
O-22	L	21-23	at Tampa Bay	65,808
O-29	L	6-13	Jacksonville	69,249
N-12	W	27-3	Washington	69,143
N-19	L	13-31	Tennessee	69,232
N-26	L	21-45	at Indianapolis	57,296
D-04	W	27-24	Carolina	69,098
D-10	W	21-19	at Washington	84,164
D-17	W	36-22	at NY Giants	78,657
D-25	W	23-7	at Dallas	62,839
D-31	W	24-17	Atlanta	69,341

NFC WILD CARD

J-07	W	23-20	NY Giants	69,094
------	---	-------	-----------	--------

NFC DIVISIONAL PLAYOFF

J-13	L	24-27	at New Orleans	70,001
------	---	-------	----------------	--------

2005				
Record: 6-10 (4th in NFC East)				
HC: Andy Reid				

Date	W/L	Score	Opponent	Att.
S-12	L	10-14	at Atlanta	70,806
S-18	W	42-3	San Francisco	67,727
S-25	W	23-20	Oakland	67,735
O-02	W	37-31	at Kansas City	78,742
O-09	L	10-33	at Dallas	63,199
O-23	W	20-17	San Diego	67,747
O-30	L	21-49	at Denver	76,530
N-06	L	10-17	at Washington	90,298
N-14	L	20-21	Dallas	67,739
N-20	L	17-27	at NY Giants	78,626
N-27	W	19-14	Green Bay	67,665
D-05	L	0-42	Seattle	67,637
D-11	L	23-26	NY Giants (OT)	67,443
D-18	W	17-16	at St. Louis	65,382
D-24	L	21-27	at Arizona	44,723
J-01	L	20-31	Washington	67,700

2004				
Record: 13-3 (1st in NFC East)				
HC: Andy Reid				

Date	W/L	Score	Opponent	Att.
S-12	W	31-17	NY Giants	67,532
S-20	W	27-16	Minnesota	67,676
S-26	W	30-13	at Detroit	62,472
O-03	W	19-9	at Chicago	61,894
O-17	W	30-8	Carolina	67,707
O-24	W	34-31	at Cleveland (OT)	73,394
O-31	W	15-10	Baltimore	67,715
N-07	L	3-27	at Pittsburgh	64,975
N-15	W	49-21	at Dallas	64,190
N-21	W	28-6	Washington	67,720
N-28	W	27-6	at NY Giants	78,830
D-05	W	47-17	Green Bay	67,723
D-12	W	17-14	at Washington	90,089
D-19	W	12-7	Dallas	67,723
D-27	L	7-20	at St. Louis	66,129
J-02	L	10-38	Cincinnati	67,074

NFC DIVISIONAL PLAYOFF

J-16	W	27-14	Minnesota	67,722
------	---	-------	-----------	--------

NFC CHAMPIONSHIP

J-23	W	27-10	Atlanta	67,717
------	---	-------	---------	--------

SUPER BOWL XXXIX (Jacksonville, FL)

F-06	L	21-24	New England	78,125
------	---	-------	-------------	--------

2003				
Record: 12-4 (1st in NFC East)				
HC: Andy Reid				

Date	W/L	Score	Opponent	Att.
S-08	L	0-17	Tampa Bay	67,772
S-14	L	10-31	New England	67,624
S-28	W	23-13	at Buffalo	73,305
O-05	W	27-25	Washington	67,792
O-12	L	21-23	at Dallas	63,648
O-19	W	14-10	at NY Giants	78,883
O-26	W	24-17	NY Jets	67,853
N-02	W	23-16	at Atlanta	70,064
N-10	W	17-14	at Green Bay	70,291
N-16	W	28-10	NY Giants	67,867
N-23	W	33-20	New Orleans	67,802
N-30	W	25-16	at Carolina	72,977
D-07	W	36-10	Dallas	69,773
D-15	W	34-27	at Miami	73,780
D-21	L	28-31	San Fran. (OT)	67,866
D-27	W	31-7	at Washington	76,766

NFC DIVISIONAL PLAYOFF

J-11	W	20-17	Green Bay (OT)	67,707
------	---	-------	----------------	--------

NFC CHAMPIONSHIP

J-18	L	3-14	Carolina	67,862
------	---	------	----------	--------

2002				
Record: 12-4 (1st in NFC East)				
HC: Andy Reid				

Date	W/L	Score	Opponent	Att.
S-08	L	24-27	at Tennessee	68,804
S-16	W	37-7	at Washington	84,982
S-22	W	44-13	Dallas	65,537
S-29	W	35-17	Houston	64,867
O-06	L	25-28	at Jacksonville	65,005
O-20	W	20-10	Tampa Bay	65,523
O-28	W	17-3	NY Giants	65,791
N-03	W	19-13	at Chicago	54,049
(Champaign, IL)				
N-10	L	13-35	Indianapolis	65,660
N-17	W	38-14	Arizona	64,990
N-25	W	38-17	at San Francisco	67,919
D-01	W	10-3	St. Louis	65,552
D-08	W	27-20	at Seattle	59,862
D-15	W	34-21	Washington	65,615
D-21	W	27-3	at Dallas	63,209
D-28	L	7-10	at NY Giants (OT)	78,782

NFC DIVISIONAL PLAYOFF

J-11	W	20-6	Atlanta	66,452
------	---	------	---------	--------

NFC CHAMPIONSHIP

J-19	L	10-27	Tampa Bay	66,713
------	---	-------	-----------	--------

YEAR-BY-YEAR RESULTS



2001				
Record: 11-5 (1st in NFC East)				
HC: Andy Reid				

Date	W/L	Score	Opponent	Att.
S-09	L	17-20	St. Louis (OT)	66,243
S-23	W	27-3	at Seattle	62,826
S-30	W	40-18	Dallas	66,621
O-07	L	20-21	Arizona	66,360
O-22	W	10-9	at NY Giants	78,821
O-28	L	10-20	Oakland	65,342
N-04	W	21-7	at Arizona	33,430
N-11	W	48-17	Minnesota	65,638
N-18	W	36-3	at Dallas	63,204
N-25	L	3-13	Washington	65,666
N-29	W	23-10	at Kansas City	77,087
D-09	W	24-14	San Diego	65,438
D-16	W	20-6	at Washington	84,936
D-22	L	3-13	at San Francisco	68,124
D-30	W	24-21	NY Giants	65,885
J-06	W	17-13	at Tampa Bay	65,541

NFC WILD CARD

J-12	W	31-9	Tampa Bay	65,847
------	---	------	-----------	--------

NFC DIVISIONAL PLAYOFF

J-19	W	33-19	at Chicago	66,944
------	---	-------	------------	--------

NFC CHAMPIONSHIP

J-27	L	24-29	at St. Louis	66,502
------	---	-------	--------------	--------

2000				
Record: 11-5 (2nd in NFC East)				
HC: Andy Reid				

Date	W/L	Score	Opponent	Att.
S-03	W	41-14	at Dallas	62,872
S-10	L	18-33	NY Giants	65,530
S-17	L	3-6	at Green Bay	59,869
S-24	W	21-7	at New Orleans	64,900
O-01	W	38-10	Atlanta	65,424
O-08	L	14-17	Washington	65,491
O-15	W	33-14	at Arizona	38,293
O-22	W	13-9	Chicago	65,553
O-29	L	7-24	at NY Giants	78,087
N-05	W	16-13	Dallas (OT)	65,636
N-12	W	26-23	at Pittsburgh (OT)	56,702
N-19	W	34-9	Arizona	65,356
N-26	W	23-20	at Washington	83,284
D-03	L	13-15	Tennessee	65,639
D-10	W	35-24	at Cleveland	72,318
D-24	W	16-7	Cincinnati	64,902

NFC WILD CARD

D-31	W	21-3	Tampa Bay	65,813
------	---	------	-----------	--------

NFC DIVISIONAL PLAYOFF

J-07	L	10-20	at NY Giants	78,765
------	---	-------	--------------	--------

1999				
Record: 5-11 (5th in NFC East)				
HC: Andy Reid				

Date	W/L	Score	Opponent	Att.
S-12	L	24-25	Arizona	64,113
S-19	L	5-19	Tampa Bay	64,285
S-26	L	0-26	at Buffalo	70,872
O-03	L	15-16	at NY Giants	77,959
O-10	W	13-10	Dallas	66,669
O-17	W	20-16	at Chicago	66,944
O-24	L	13-16	at Miami	73,975
O-31	L	17-23	NY Giants (OT)	66,481
N-07	L	7-33	at Carolina	62,569
N-14	W	35-28	Washington	66,591
N-21	L	17-44	Indianapolis	65,521
N-28	L	17-20	at Wash. (OT)	74,741
D-05	L	17-21	at Arizona	46,550
D-12	L	10-20	at Dallas	64,086
D-19	W	24-9	New England	65,475
J-02	W	38-31	St. Louis	60,700

1998				
Record: 3-13 (5th in NFC East)				
HC: Ray Rhodes				

Date	W/L	Score	Opponent	Att.
S-06	L	0-38	Seattle	66,418
S-13	L	12-17	at Atlanta	46,456
S-20	L	3-17	at Arizona	36,717
S-27	L	21-24	Kansas City	66,675
O-04	L	16-41	at Denver	73,218
O-11	W	17-12	Washington	66,183
O-18	L	10-13	at San Diego	56,967
N-02	L	0-34	Dallas	67,002
N-08	W	10-9	Detroit	66,785
N-15	L	3-28	at Washington	67,704
N-22	L	0-20	at NY Giants	65,763
N-29	L	16-24	at Green Bay	59,862
D-03	W	17-14	St. Louis	66,155
D-13	L	17-20	Arizona (OT)	62,176
D-20	L	9-13	at Dallas	62,722
D-27	L	10-20	NY Giants	66,596

1997				
Record: 6-9-1 (3rd in NFC East)				
HC: Ray Rhodes				

Date	W/L	Score	Opponent	Att.
A-31	L	17-31	at NY Giants	70,296
S-07	W	10-9	Green Bay	66,803
S-15	L	20-21	at Dallas	63,942
S-28	L	19-28	at Minnesota	55,149
O-05	W	24-10	Washington	67,008
O-12	L	21-38	at Jacksonville	69,150
O-19	W	13-10	Arizona (OT)	66,860
O-26	W	13-12	Dallas	67,106
N-02	L	21-31	at Arizona	39,549
N-10	L	12-24	San Francisco	67,133
N-16	T	10-10	at Baltimore (OT)	63,546
N-23	W	23-20	Pittsburgh	67,166
N-30	W	44-42	Cincinnati	66,623
D-07	L	21-31	NY Giants	67,084
D-14	L	17-20	at Atlanta	42,866
D-21	L	32-35	at Washington	75,939

1996				
Record: 10-6 (2nd in NFC East)				
HC: Ray Rhodes				

Date	W/L	Score	Opponent	Att.
S-01	W	17-14	at Washington	53,415
S-09	L	13-39	at Green Bay	60,666
S-15	W	24-17	Detroit	66,007
S-22	W	33-18	at Atlanta	40,107
S-30	L	19-23	Dallas	67,201
O-13	W	19-10	at NY Giants	72,729
O-20	W	35-28	Miami	66,240
O-27	W	20-9	Carolina	65,982
N-03	W	31-21	at Dallas	64,952
N-10	L	17-24	Buffalo	66,613
N-17	L	21-26	Washington	66,834
N-24	L	30-36	at Arizona	36,175
D-01	W	24-0	NY Giants	51,468
D-05	L	10-37	at Indianapolis	52,689
D-14	W	21-20	at NY Jets	29,178
D-22	W	29-19	Arizona	63,658

NFC WILD CARD

D-29	L	0-14	at San Francisco	56,460
------	---	------	------------------	--------

YEAR-BY-YEAR RESULTS



1995

Record: 10-6 (2nd in NFC East)

HC: Ray Rhodes

Date	W/L	Score	Opponent	Att.
S-03	L	6-21	Tampa Bay	66,266
S-10	W	31-19	at Arizona	45,004
S-17	L	21-27	San Diego	63,081
S-24	L	17-48	at Oakland	48,875
O-01	W	15-10	at New Orleans	43,938
O-08	W	37-34	Washington (OT)	65,498
O-15	W	17-14	at NY Giants	74,252
O-29	W	20-9	St. Louis	62,172
N-06	L	12-34	at Dallas	64,876
N-12	W	31-13	Denver	60,842
N-19	W	28-19	NY Giants	63,562
N-26	W	14-7	at Washington	50,539
D-03	L	14-26	at Seattle	39,893
D-10	W	20-17	Dallas	66,198
D-17	W	21-20	Arizona	62,076
D-24	L	14-20	at Chicago	52,391

NFC WILD CARD

D-30	W	58-37	Detroit	66,492
------	---	-------	---------	--------

NFC DIVISIONAL PLAYOFF

J-07	L	11-30	at Dallas	64,371
------	---	-------	-----------	--------

1994

Record: 7-9 (4th in NFC East)

HC: Rich Kotite

Date	W/L	Score	Opponent	Att.
S-04	L	23-28	at NY Giants	76,130
S-12	W	30-22	Chicago	64,890
S-18	W	13-7	Green Bay	63,922
O-02	W	40-8	at San Francisco	64,843
O-09	W	21-17	Washington	63,947
O-16	L	13-24	at Dallas	64,703
O-24	W	21-6	Houston	65,233
O-30	W	31-29	at Washington	53,530
N-06	W	17-7	Arizona	64,952
N-13	L	7-26	Cleveland	65,233
N-20	L	6-12	at Arizona	62,779
N-27	L	21-28	at Atlanta	60,008
D-04	L	19-31	Dallas	65,974
D-11	L	3-14	at Pittsburgh	55,474
D-18	L	13-16	NY Giants	64,540
D-24	L	30-33	at Cincinnati	39,923

1993

Record: 8-8 (3rd in NFC East)

HC: Rich Kotite

Date	W/L	Score	Opponent	Att.
S-05	W	23-17	Phoenix	59,831
S-12	W	20-17	at Green Bay	59,061
S-19	W	34-31	Washington	65,435
O-03	W	35-30	at NY Jets	72,593
O-10	L	6-17	Chicago	63,601
O-17	L	10-21	at NY Giants	76,050
O-31	L	10-23	Dallas	61,912
N-07	L	3-16	at Phoenix	46,663
N-14	L	14-19	Miami	64,213
N-21	L	3-7	NY Giants	62,928
N-28	W	17-14	at Washington	46,663
D-06	L	17-23	at Dallas	64,521
D-12	L	7-10	Buffalo	60,769
D-19	W	20-10	at Indianapolis	44,952
D-26	W	37-26	New Orleans	50,085
J-03	W	37-34	at San Fran. (OT)	61,653

1992

Record: 11-5 (2nd in NFC East)

HC: Rich Kotite

Date	W/L	Score	Opponent	Att.
S-06	W	15-13	New Orleans	65,513
S-13	W	31-14	at Phoenix	42,533
S-20	W	30-0	Denver	65,833
O-05	W	31-7	Dallas	66,572
O-11	L	17-24	at Kansas City	76,626
O-18	L	12-16	at Washington	56,380
O-25	W	7-3	Phoenix	64,676
N-01	L	10-20	at Dallas	65,012
N-08	W	31-10	L.A. Raiders	65,388
N-15	L	24-27	at Green Bay (Milwaukee, WI)	52,689
N-22	W	47-34	at NY Giants	68,153
N-29	L	14-20	at San Francisco	64,374
D-06	W	28-17	Minnesota	65,280
D-13	W	20-17	at Seattle (OT)	47,492
D-20	W	17-13	Washington	65,841
D-27	W	20-10	NY Giants	64,266

NFC WILD CARD

J-03	W	36-20	at New Orleans	68,893
------	---	-------	----------------	--------

NFC DIVISIONAL PLAYOFF

J-10	L	10-34	at Dallas	63,721
------	---	-------	-----------	--------

1991

Record: 10-6 (3rd in NFC East)

HC: Rich Kotite

Date	W/L	Score	Opponent	Att.
S-01	W	20-3	at Green Bay	58,991
S-08	L	10-26	Phoenix	63,818
S-15	W	24-0	at Dallas	62,656
S-22	W	23-14	Pittsburgh	65,511
S-30	L	0-23	at Washington	55,198
O-06	L	13-14	at Tampa Bay	41,219
O-13	L	6-13	New Orleans	64,224
O-27	L	7-23	San Francisco	65,796
N-04	W	30-7	NY Giants	65,816
N-10	W	32-30	at Cleveland	72,086
N-17	W	17-10	Cincinnati	63,189
N-24	W	34-14	at Phoenix	37,307
D-02	W	13-6	at Houston	62,141
D-08	W	19-14	at NY Giants	76,099
D-15	L	13-25	Dallas	65,854
D-22	W	24-22	Washington	58,988

1990

Record: 10-6 (2nd in NFC East)

HC: Buddy Ryan

Date	W/L	Score	Opponent	Att.
S-09	L	20-27	at NY Giants	76,202
S-16	L	21-23	Phoenix	64,396
S-23	W	27-21	at LA Rams	63,644
S-30	L	23-24	Indianapolis	62,067
O-15	W	32-24	Minnesota	66,296
O-21	L	7-13	at Washington	53,567
O-28	W	21-20	at Dallas	62,605
N-04	W	48-20	New England	65,514
N-12	W	28-14	Washington	65,857
N-18	W	24-23	at Atlanta	53,755
N-25	W	31-13	NY Giants	66,706
D-02	L	23-30	at Buffalo	79,320
D-09	L	20-23	at Miami (OT)	67,034
D-16	W	31-0	Green Bay	65,627
D-23	W	17-3	Dallas	63,895
D-29	W	23-21	at Phoenix	31,796

NFC WILD CARD

J-05	L	6-20	Washington	65,287
------	---	------	------------	--------

YEAR-BY-YEAR RESULTS



1989				
Record: 11-5 (2nd in NFC East)				
HC: Buddy Ryan				

Date	W/L	Score	Opponent	Att.
S-10	W	31-7	Seattle	64,287
S-17	W	42-37	at Washington	53,493
S-24	L	28-38	San Francisco	66,042
O-02	L	13-27	at Chicago	66,625
O-08	W	21-19	NY Giants	65,688
O-15	W	17-5	at Phoenix	42,620
O-22	W	10-7	LA Raiders	64,019
O-29	W	28-24	at Denver	75,065
N-05	L	17-20	at San Diego	47,019
N-12	L	3-10	Washington	65,443
N-19	W	10-9	Minnesota	65,944
N-23	W	27-0	at Dallas	54,444
D-03	W	24-17	at NY Giants	74,809
D-10	W	20-10	Dallas	59,842
D-18	L	20-30	at New Orleans	59,218
D-24	W	31-14	Phoenix	43,287

NFC WILD CARD

D-31	L	7-21	LA Rams	57,869
------	---	------	---------	--------

1988				
Record: 10-6 (1st in NFC East)				
HC: Buddy Ryan				

Date	W/L	Score	Opponent	Att.
S-04	W	41-14	at Tampa Bay	43,502
S-11	L	24-28	Cincinnati	43,502
S-19	L	10-17	at Washington	53,920
S-25	L	21-23	at Minnesota	56,012
O-02	W	32-23	Houston	64,692
O-10	W	24-13	NY Giants	63,736
O-16	L	3-19	at Cleveland	78,787
O-23	W	24-23	Dallas	66,309
O-30	L	24-27	Atlanta	60,091
N-06	W	30-24	LA Rams	65,624
N-13	W	27-26	at Pittsburgh	46,026
N-20	W	23-17	at NY Giants (OT)	43,621
N-27	W	31-21	Phoenix	57,918
D-04	L	19-20	Washington	65,947
D-10	W	23-17	at Phoenix	54,832
D-18	W	23-7	at Dallas	46,131

NFC DIVISIONAL PLAYOFF

D-31	L	12-20	at Chicago	65,534
------	---	-------	------------	--------

1987				
Record: 7-8 (4th in NFC East)				
HC: Buddy Ryan				

Date	W/L	Score	Opponent	Att.
S-13	L	24-34	at Washington	52,188
S-20	W	27-17	New Orleans	57,485
O-04	L	3-35	Chicago	4,074
O-11	L	22-41	at Dallas	40,622
O-18	L	10-16	at Green Bay (OT)	35,842
O-25	W	37-20	Dallas	61,630
N-01	W	28-23	at St. Louis	24,586
N-08	W	31-27	Washington	63,609
N-15	L	17-20	NY Giants	66,172
N-22	L	19-31	St. Louis	55,592
N-29	W	34-31	at New Eng. (OT)	54,198
D-06	L	20-23	at NY Giants (OT)	65,874
D-13	L	10-28	Miami	63,841
D-20	W	38-27	at NY Jets	30,572
D-27	W	17-7	Buffalo	57,547

Note: Sep. 27 game at San Francisco canceled due to the NFL players' strike ... Games from Oct. 4 - Oct. 18 were played with replacement players during the strike

1986				
Record: 5-10-1 (4th in NFC East)				
HC: Buddy Ryan				

Date	W/L	Score	Opponent	Att.
S-07	L	14-41	at Washington	53,982
S-14	L	10-13	at Chicago (OT)	65,130
S-21	L	7-33	Denver	63,839
S-28	W	34-20	LA Rams	65,646
O-05	W	16-0	at Atlanta	57,104
O-12	L	3-35	at NY Giants	74,221
O-19	L	14-17	Dallas	68,572
O-26	W	23-7	San Diego	41,469
N-02	L	10-13	at St. Louis	33,051
N-09	L	14-17	NY Giants	60,601
N-16	L	11-13	Detroit	54,568
N-23	L	20-24	at Seattle	55,786
N-30	W	33-27	at LA Raiders (OT)	53,338
D-07	T	10-10	St. Louis (OT)	50,148
D-14	W	23-21	at Dallas	46,117
D-21	L	14-21	Washington	61,816

1985				
Record: 7-9 (4th in NFC East)				
HC: M. Campbell (15), Fred Bruney (1)				

Date	W/L	Score	Opponent	Att.
S-08	L	0-21	at NY Giants	76,141
S-15	L	6-17	LA Rams	60,920
S-22	W	19-6	at Washington	53,748
S-29	L	10-16	NY Giants (OT)	66,696
O-06	L	21-23	at New Orleans	56,364
O-13	W	30-7	St. Louis	48,186
O-20	W	16-14	Dallas	70,114
O-27	W	21-17	Buffalo	60,987
N-03	L	13-24	at San Francisco	58,383
N-10	W	23-17	Atlanta (OT)	63,691
N-17	W	24-14	at St. Louis	39,032
N-24	L	17-34	at Dallas	54,047
D-01	L	23-28	Minnesota	54,688
D-08	L	12-17	Washington	60,737
D-15	L	14-20	at San Diego	45,569
D-22	W	37-35	at Minnesota	49,722

1984				
Record: 6-9-1 (5th in NFC East)				
HC: Marion Campbell				

Date	W/L	Score	Opponent	Att.
S-02	L	27-28	at NY Giants	71,520
S-09	W	19-17	Minnesota	55,942
S-16	L	17-23	at Dallas	64,521
S-23	L	9-21	San Francisco	62,771
S-30	L	0-20	at Washington	53,064
O-07	W	27-17	at Buffalo	37,555
O-14	W	16-7	Indianapolis	50,277
O-21	W	24-10	NY Giants	64,677
O-28	L	14-34	St. Louis	54,310
N-04	T	23-23	at Detroit (OT)	59,141
N-11	L	23-24	at Miami	70,227
N-18	W	16-10	Washington	63,117
N-25	L	16-17	at St. Louis	39,858
D-02	L	10-26	Dallas	66,322
D-09	W	27-17	New England	41,581
D-16	L	10-26	at Atlanta	15,582

YEAR-BY-YEAR RESULTS



1983

Record: 5-11 (4th in NFC East)

HC: Marion Campbell

Date	W/L	Score	Opponent	Att.
S-03	W	22-17	at San Francisco	55,775
S-11	L	13-23	Washington	69,542
S-18	W	13-10	at Denver	74,202
S-25	L	11-14	St. Louis	64,465
O-02	W	28-24	at Atlanta	50,621
O-09	W	17-13	at NY Giants	73,291
O-16	L	7-37	at Dallas	63,070
O-23	L	6-7	Chicago	45,263
O-30	L	21-22	Baltimore	59,150
N-06	L	20-27	Dallas	71,236
N-13	L	14-17	at Chicago	47,524
N-20	L	0-23	NY Giants	57,977
N-27	L	24-28	at Washington	54,324
D-04	W	13-9	LA Rams	32,867
D-11	L	17-20	New Orleans (OT)	45,182
D-18	L	7-31	at St. Louis	21,902

1982

Record: 3-6 (13th in NFC)

HC: Dick Vermeil

Date	W/L	Score	Opponent	Att.
S-12	L	34-37	Washington (OT)	68,885
S-19	W	24-21	at Cleveland	78,830
N-21	L	14-18	Cincinnati	65,172
N-28	L	9-13	at Washington	48,313
D-05	L	20-23	St. Louis	63,622
D-11	L	7-23	at NY Giants	66,053
D-19	W	35-14	Houston	44,119
D-26	W	24-20	at Dallas	46,199
J-02	L	24-26	NY Giants	55,797

Note: A 57-day strike by the players reduced the schedule from 16 weeks to nine

1981

Record: 10-6 (2nd in NFC East)

HC: Dick Vermeil

Date	W/L	Score	Opponent	Att.
S-06	W	24-10	at NY Giants	72,459
S-13	W	13-3	New England	71,089
S-17	W	20-14	at Buffalo	78,331
S-27	W	36-13	Washington	70,664
O-05	W	16-13	Atlanta	71,488
O-11	W	31-14	at New Orleans	52,728
O-18	L	23-35	at Minnesota	45,459
O-25	W	20-10	Tampa Bay	70,714
N-01	L	14-17	Dallas	72,111
N-08	W	52-10	at St. Louis	48,421
N-15	W	38-13	Baltimore	68,613
N-22	L	10-20	NY Giants	66,327
N-30	L	10-13	at Miami	67,797
D-06	L	13-15	at Washington	52,206
D-13	L	10-21	at Dallas	64,955
D-20	W	38-0	St. Louis	56,636

NFC WILD CARD

D-27	L	21-27	NY Giants	71,611
------	---	-------	-----------	--------

1980

Record: 12-4 (1st in NFC East)

HC: Dick Vermeil

Date	W/L	Score	Opponent	Att.
S-07	W	27-6	Denver	70,307
S-14	W	42-7	at Minnesota	46,460
S-22	W	35-3	NY Giants	70,767
S-28	L	14-24	at St. Louis	49,079
O-05	W	24-14	Washington	69,044
O-12	W	31-16	at NY Giants	71,051
O-19	W	17-10	Dallas	70,696
O-26	W	17-14	Chicago	68,752
N-02	W	27-20	at Seattle	61,046
N-09	W	34-21	at New Orleans	44,340
N-16	W	24-0	at Washington	51,897
N-23	W	10-7	Oakland	68,585
N-30	L	21-22	at San Diego	51,760
D-07	L	17-20	Atlanta	70,205
D-14	W	17-3	St. Louis	68,969
D-21	L	27-35	at Dallas	62,548

NFC DIVISIONAL PLAYOFF

J-03	W	31-16	Minnesota	68,434
------	---	-------	-----------	--------

NFC CHAMPIONSHIP GAME

J-11	W	20-7	Dallas	70,696
------	---	------	--------	--------

SUPER BOWL XV (New Orleans, LA)

J-25	L	10-27	Oakland	75,500
------	---	-------	---------	--------

1979

Record: 11-5 (2nd in NFC East)

HC: Dick Vermeil

Date	W/L	Score	Opponent	Att.
S-02	W	23-17	NY Giants	67,366
S-10	L	10-14	Atlanta	66,935
S-16	W	26-14	at New Orleans	54,212
S-23	W	17-13	at NY Giants	74,265
S-30	W	17-14	Pittsburgh	70,352
O-07	W	28-17	Washington	69,142
O-14	W	24-20	at St. Louis	48,367
O-21	L	7-17	at Washington	54,442
O-28	L	13-37	at Cincinnati	42,036
N-04	L	19-24	Cleveland	69,019
N-12	W	31-21	at Dallas	62,417
N-18	W	16-13	St. Louis	70,235
N-25	W	21-10	at Green Bay	50,023
D-02	W	44-7	Detroit	66,128
D-08	L	17-24	Dallas	71,434
D-16	W	26-20	at Houston	49,407

NFC WILD CARD

D-23	W	27-17	Chicago	69,397
------	---	-------	---------	--------

NFC DIVISIONAL PLAYOFF

D-29	L	17-24	at Tampa Bay	71,402
------	---	-------	--------------	--------

1978

Record: 9-7 (2nd in NFC East)

HC: Dick Vermeil

Date	W/L	Score	Opponent	Att.
S-03	L	14-16	LA Rams	64,721
S-10	L	30-35	at Washington	54,380
S-17	W	24-17	at New Orleans	49,242
S-24	W	17-3	Miami	62,998
O-01	W	17-14	at Baltimore	47,639
O-08	L	14-24	at New England	61,016
O-15	W	17-10	Washington	65,722
O-22	L	7-14	at Dallas	60,525
O-29	L	10-16	St. Louis	62,989
N-05	W	10-3	Green Bay	64,214
N-12	W	17-9	NY Jets	60,249
N-19	W	19-17	at NY Giants	70,318
N-26	W	14-10	at St. Louis	39,693
D-03	L	27-28	at Minnesota	38,722
D-10	L	13-31	Dallas	64,667
D-17	W	20-3	NY Giants	56,396

NFC WILD CARD

D-24	L	13-14	at Atlanta	49,447
------	---	-------	------------	--------

YEAR-BY-YEAR RESULTS



1977

Record: 5-9 (4th in NFC East)

HC: Dick Vermeil

Date	W/L	Score	Opponent	Att.
S-18	W	13-3	Tampa Bay	61,549
S-25	L	0-20	at LA Rams	46,031
O-02	L	13-17	at Detroit	57,236
O-09	W	28-10	at NY Giants	48,824
O-16	L	17-21	St. Louis	60,535
O-23	L	10-16	Dallas	65,507
O-30	L	17-23	at Washington	55,031
N-06	W	28-7	New Orleans	53,482
N-13	L	14-17	Washington	60,702
N-20	L	16-21	at St. Louis	48,768
N-27	L	6-14	at New England	57,893
D-04	L	14-24	at Dallas	60,289
D-11	W	17-14	NY Giants	47,731
D-18	W	27-0	NY Jets	19,241

1976

Record: 4-10 (4th in NFC East)

HC: Dick Vermeil

Date	W/L	Score	Opponent	Att.
S-12	L	7-27	at Dallas	55,530
S-19	W	20-7	NY Giants	60,643
S-27	L	17-20	Washington (OT)	60,131
O-03	W	14-13	at Atlanta	45,535
O-10	L	14-33	St. Louis	44,933
O-17	L	13-28	at Green Bay	55,398
O-24	L	12-31	Minnesota	56,233
O-31	W	10-0	at NY Giants	68,690
N-07	L	14-17	at St. Louis	60,760
N-14	L	3-24	at Cleveland	62,120
N-21	L	7-26	Oakland	62,133
N-28	L	0-24	at Washington	54,292
D-05	L	7-26	Dallas	55,072
D-12	W	27-10	Seattle	37,949

1975

Record: 4-10 (5th in NFC East)

HC: Mike McCormack

Date	W/L	Score	Opponent	Att.
S-21	L	14-23	NY Giants	60,798
S-28	L	13-15	at Chicago	54,392
O-05	W	26-10	Washington	64,397
O-12	L	16-24	at Miami	60,127
O-19	L	20-31	at St. Louis	45,242
O-26	L	17-20	Dallas	64,889
N-03	L	3-42	LA Rams	64,601
N-09	L	23-24	St. Louis	60,277
N-16	W	13-10	at NY Giants	53,434
N-23	L	17-27	at Dallas	57,893
N-30	W	27-17	San Francisco	56,694
D-07	L	0-31	Cincinnati	56,984
D-14	L	10-25	at Denver	37,080
D-21	W	26-3	at Washington	49,385

1974

Record: 7-7 (4th in NFC East)

HC: Mike McCormack

Date	W/L	Score	Opponent	Att.
S-15	L	3-7	at St. Louis	40,322
S-23	W	13-10	Dallas	64,088
S-29	W	30-10	Baltimore	64,205
O-06	W	13-7	at San Diego	36,124
O-13	W	35-7	NY Giants	64,801
O-20	L	24-31	at Dallas	43,586
O-27	L	10-14	at New Orleans	64,257
N-03	L	0-27	at Pittsburgh	47,996
N-10	L	20-27	Washington	65,947
N-17	L	3-13	St. Louis	61,982
N-24	L	7-26	at Washington	54,395
D-01	W	36-14	Green Bay	42,030
D-08	W	20-7	at NY Giants	46,889
D-15	W	28-17	Detroit	57,157

1973

Record: 5-8-1 (3rd in NFC East)

HC: Mike McCormack

Date	W/L	Score	Opponent	Att.
S-16	L	23-34	St. Louis	61,103
S-23	T	23-23	at NY Giants	62,289
S-30	L	7-28	Washington	64,147
O-07	L	26-27	at Buffalo	72,364
O-14	W	27-24	at St. Louis	44,400
O-21	L	21-28	at Minnesota	47,478
O-28	W	30-16	Dallas	63,300
N-04	W	24-23	New England	65,070
N-11	L	27-44	Atlanta	63,114
N-18	L	10-31	at Dallas	59,375
N-25	W	20-16	NY Giants	63,086
D-02	L	28-38	at San Francisco	51,155
D-09	W	24-23	NY Jets	34,621
D-16	L	20-38	at Washington	49,484

1972

Record: 2-11-1 (5th in NFC East)

HC: Ed Khayat

Date	W/L	Score	Opponent	Att.
S-17	L	6-28	at Dallas	58,850
S-24	L	17-27	Cleveland	65,720
O-02	L	12-27	NY Giants	65,720
O-08	L	0-14	at Washington	53,039
O-15	L	3-34	LA Rams	65,720
O-22	W	21-20	at Kansas City	78,389
O-29	L	3-21	at New Orleans	65,664
N-05	T	6-6	St. Louis	65,720
N-12	W	18-17	at Houston	34,175
N-19	L	7-28	Dallas	65,720
N-26	L	10-62	at NY Giants	62,586
D-03	L	7-23	Washington	65,720
D-10	L	12-21	Chicago	65,720
D-17	L	23-24	at St. Louis	34,827

1971

Record: 6-7-1 (3rd in NFC East)

HC: Jerry Williams (3), Ed Khayat (11)

Date	W/L	Score	Opponent	Att.
S-19	L	14-37	at Cincinnati	55,880
S-26	L	7-42	Dallas	65,358
O-03	L	3-31	San Francisco	65,358
O-10	L	0-13	Minnesota	65,358
O-17	L	10-34	at Oakland	54,615
O-24	W	23-7	NY Giants	65,358
O-31	W	17-16	Denver	65,358
N-07	T	7-7	at Washington	53,041
N-14	L	7-20	at Dallas	60,178
N-21	W	37-20	at St. Louis	48,658
N-28	L	13-20	Washington	65,358
D-05	W	23-20	at Detroit	54,418
D-12	W	19-7	St. Louis	65,358
D-19	W	41-28	at NY Giants	62,774

1970

Record: 3-10-1 (5th in NFC East)

HC: Jerry Williams

Date	W/L	Score	Opponent	Att.
S-20	L	7-17	Dallas	59,728
S-27	L	16-20	at Chicago	53,643
O-04	L	21-33	Washington	60,658
O-11	L	23-30	at NY Giants	62,820
O-18	L	20-35	St. Louis	59,002
O-25	L	17-30	at Green Bay (Milwaukee, WI)	48,022
N-01	L	17-21	at Dallas	55,736
N-08	W	24-17	Miami	58,171
N-15	T	13-13	Atlanta	55,425
N-23	W	23-20	NY Giants	59,117
N-29	L	14-23	at St. Louis	46,581
D-06	L	10-29	at Baltimore	60,240
D-13	L	6-24	at Washington	50,415
D-20	W	30-20	Pittsburgh	55,252

1969

Record: 4-9-1 (4th in Capitol)

HC: Jerry Williams

Date	W/L	Score	Opponent	Att.
S-21	L	20-27	Cleveland	60,658
S-28	W	41-27	Pittsburgh	60,658
O-05	L	7-38	Dallas	60,658
O-13	L	20-24	at Baltimore	56,864
O-19	L	14-49	at Dallas	71,509
O-26	W	13-10	New Orleans	60,658
N-02	W	23-20	at NY Giants	62,912
N-09	T	28-28	at Washington	50,502
N-16	L	17-23	LA Rams	60,658
N-23	W	34-30	at St. Louis	45,512
N-30	L	17-26	at New Orleans	72,805
D-07	L	29-34	Washington	60,658
D-14	L	3-27	Atlanta	60,658
D-21	L	13-14	at San Francisco	25,391

YEAR-BY-YEAR RESULTS



1968				
Record: 2-12 (4th in Capitol)				
HC: Joe Kuharich				

Date	W/L	Score	Opponent	Att.
S-15	L	13-30	at Green Bay	50,861
S-22	L	25-34	NY Giants	60,858
S-29	L	13-45	Dallas	60,858
O-06	L	14-17	at Washington	50,816
O-13	L	14-34	at Dallas	72,083
O-20	L	16-29	Chicago	60,858
O-27	L	3-6	at Pittsburgh	26,908
N-03	L	17-45	St. Louis	59,208
N-10	L	10-16	Washington	59,133
N-17	L	6-7	at NY Giants	62,896
N-24	L	13-47	at Cleveland	62,338
N-28	W	12-0	at Detroit	47,909
D-08	W	29-17	New Orleans	57,128
D-15	L	17-24	Minnesota	54,530

1967				
Record: 6-7-1 (2nd in Capitol)				
HC: Joe Kuharich				

Date	W/L	Score	Opponent	Att.
S-17	W	35-24	Washington	60,709
S-24	L	6-38	Baltimore	60,755
O-01	W	34-24	Pittsburgh	60,335
O-08	W	38-7	at Atlanta	53,868
O-15	L	27-28	San Francisco	60,825
O-22	L	14-48	at St. Louis	46,562
O-29	W	21-14	Dallas	60,740
N-05	L	24-31	at New Orleans	59,596
N-12	L	17-33	at LA Rams	57,628
N-19	W	48-21	New Orleans	60,751
N-26	L	7-44	at NY Giants	63,027
D-03	T	35-35	at Washington	50,451
D-10	L	17-38	at Dallas	55,834
D-17	W	28-24	Cleveland	60,658

1966				
Record: 9-5 (T-2nd in Eastern)				
HC: Joe Kuharich				

Date	W/L	Score	Opponent	Att.
S-11	L	13-16	at St. Louis	39,066
S-18	W	23-10	Atlanta	54,049
S-25	W	35-17	NY Giants	60,177
O-02	L	10-41	St. Louis	59,305
O-09	L	7-56	at Dallas	69,372
O-16	W	31-14	at Pittsburgh	28,233
O-23	W	31-3	at NY Giants	63,018
O-30	L	13-27	Washington	60,652
N-06	W	24-23	Dallas	60,658
N-13	L	7-27	at Cleveland	77,968
N-20	W	35-34	at San Francisco	31,993
D-04	W	27-23	Pittsburgh	54,275
D-11	W	33-21	Cleveland	58,074
D-18	W	37-28	at Washington	50,405
PLAYOFF BOWL (Miami, FL)				
J-08	L	14-20	Baltimore	58,088

1965				
Record: 5-9 (T-5th in Eastern)				
HC: Joe Kuharich				

Date	W/L	Score	Opponent	Att.
S-19	W	34-27	St. Louis	54,260
S-26	L	14-16	NY Giants	57,154
O-03	L	17-35	Cleveland	60,759
O-10	W	35-24	at Dallas	56,249
O-17	L	27-35	at NY Giants	62,815
O-24	L	14-20	Pittsburgh	56,515
O-31	L	21-23	at Washington	50,301
N-07	L	34-38	at Cleveland	72,807
N-14	W	21-14	Washington	60,444
N-21	L	24-34	at Baltimore	60,238
N-28	W	28-24	at St. Louis	28,706
D-05	L	19-21	Dallas	54,714
D-12	W	47-13	at Pittsburgh	22,002
D-19	L	28-35	Detroit	56,718

1964				
Record: 6-8 (T-3rd in Eastern)				
HC: Joe Kuharich				

Date	W/L	Score	Opponent	Att.
S-13	W	38-7	NY Giants	60,671
S-20	L	24-28	San Francisco	57,353
S-27	L	20-28	Cleveland	60,671
O-04	W	21-7	Pittsburgh	59,354
O-11	L	20-35	at Washington	49,219
O-18	W	23-17	at NY Giants	62,978
O-25	W	34-10	at Pittsburgh	38,393
N-01	L	10-21	Washington	60,671
N-08	L	10-20	at LA Rams	53,994
N-15	W	17-14	at Dallas	55,972
N-22	L	13-38	St. Louis	60,671
N-29	L	24-38	at Cleveland	79,289
D-06	W	24-14	Dallas	60,671
D-13	L	34-36	at St. Louis	24,636

1963				
Record: 2-10-2 (7th in Eastern)				
HC: Nick Skorich				

Date	W/L	Score	Opponent	Att.
S-15	T	21-21	Pittsburgh	58,205
S-22	L	24-28	St. Louis	60,671
S-29	L	14-37	NY Giants	60,671
O-06	W	24-21	Dallas	60,671
O-13	W	37-24	at Washington	49,219
O-20	L	7-37	at Cleveland	75,174
O-27	L	7-16	at Chicago	48,514
N-03	L	17-23	Cleveland	60,671
N-10	L	14-42	at NY Giants	62,936
N-17	L	20-27	at Dallas	23,694
N-24	L	10-13	Washington	60,671
D-01	T	20-20	at Pittsburgh	16,721
D-08	L	14-38	at St. Louis	15,979
D-15	L	13-34	Minnesota	57,403

1962				
Record: 3-10-1 (7th in Eastern)				
HC: Nick Skorich				

Date	W/L	Score	Opponent	Att.
S-16	L	21-27	St. Louis	60,671
S-23	L	13-29	NY Giants	60,671
S-30	W	35-7	Cleveland	60,671
O-06	L	7-13	at Pittsburgh	23,164
O-14	L	19-41	at Dallas	18,645
O-21	L	21-27	Washington	60,671
O-28	L	21-31	at Minnesota	30,071
N-04	T	14-14	at Cleveland	63,848
N-11	L	0-49	Green Bay	60,671
N-18	L	14-19	at NY Giants	62,705
N-25	W	28-14	Dallas	58,070
D-02	W	37-14	at Washington	32,229
D-09	L	17-26	Pittsburgh	60,671
D-16	L	35-45	at St. Louis	14,989

1961				
Record: 10-4 (2nd in Eastern)				
HC: Nick Skorich				

Date	W/L	Score	Opponent	Att.
S-17	W	27-20	Cleveland	60,671
S-24	W	14-7	Washington	50,108
O-01	L	27-30	St. Louis	59,399
O-08	W	21-16	Pittsburgh	60,671
O-15	W	20-7	at St. Louis	20,262
O-22	W	43-7	at Dallas	25,000
O-29	W	27-24	at Washington	31,066
N-05	W	16-14	Chicago	60,671
N-12	L	21-38	at NY Giants	62,800
N-19	L	24-45	at Cleveland	68,399
N-26	W	35-13	Dallas	60,127
D-03	W	35-24	at Pittsburgh	21,653
D-10	L	24-28	NY Giants	60,671
D-17	W	27-24	at Detroit	44,231

1960				
Record: 10-2 (1st in Eastern)				
HC: Buck Shaw				

Date	W/L	Score	Opponent	Att.
S-25	L	24-41	Cleveland	56,303
S-30	W	27-25	at Dallas	18,500
O-09	W	31-27	St. Louis	33,701
O-16	W	28-10	Detroit	38,065
O-23	W	31-29	at Cleveland	64,850
N-06	W	34-7	Pittsburgh	58,324
N-13	W	19-13	Washington	39,361
N-20	W	17-10	at New York	63,571
N-27	W	31-23	New York	60,547
D-04	W	20-6	at St. Louis	21,358
D-11	L	21-27	at Pittsburgh	22,101
D-18	W	38-28	at Washington	20,558
NFL CHAMPIONSHIP				
D-26	W	17-13	Green Bay	67,325

PLAYOFF BOWL (Miami, FL)				
J-06	L	10-38	Detroit	25,612

YEAR-BY-YEAR RESULTS



1959

Record: 7-5 (T-2nd in Eastern)

HC: Buck Shaw

Date	W/L	Score	Opponent	Att.
S-27	L	14-24	at San Francisco	41,697
O-04	W	49-21	New York	27,023
O-11	W	28-24	Pittsburgh	27,343
O-18	L	7-24	at New York	68,783
O-25	W	28-24	at Chi. Cardinals	20,112
N-01	W	30-23	Washington	39,854
N-08	L	7-28	at Cleveland	58,275
N-15	W	27-17	Chi. Cardinals	28,887
N-22	W	23-20	Los Angeles	47,425
N-29	L	0-31	at Pittsburgh	22,191
D-06	W	34-14	at Washington	24,325
D-13	L	21-28	Cleveland	45,952

1958

Record: 2-9-1 (T-5th in Eastern)

HC: Buck Shaw

Date	W/L	Score	Opponent	Att.
S-28	L	14-24	Washington	36,850
O-05	W	27-24	New York	23,178
O-12	L	3-24	at Pittsburgh	23,153
O-19	L	24-30	San Francisco	33,110
O-26	L	35-38	at Green Bay	31,043
N-02	T	21-21	at Chi. Cardinals	17,486
N-09	L	24-31	Pittsburgh	26,306
N-16	W	49-21	Chi. Cardinals	18,315
N-23	L	14-28	at Cleveland	51,319
N-30	L	10-24	at New York	35,438
D-07	L	14-21	Cleveland	36,773
D-14	L	0-20	at Washington	22,621

1957

Record: 4-8 (5th in Eastern)

HC: Hugh Devore

Date	W/L	Score	Opponent	Att.
S-29	L	13-17	at Los Angeles	62,506
O-05	L	20-24	New York	28,342
O-13	L	7-24	at Cleveland	53,493
O-20	W	17-7	Cleveland	22,443
O-27	L	0-6	at Pittsburgh	27,016
N-03	W	38-21	at Chi. Cardinals	18,718
N-10	L	16-27	Detroit	29,320
N-17	L	0-13	at New York	42,845
N-24	W	21-12	Washington	20,730
D-01	W	7-6	Pittsburgh	16,364
D-08	L	7-42	at Washington	21,304
D-14	L	27-31	Chi. Cardinals	12,555

1956

Record: 3-8-1 (6th in Eastern)

HC: Hugh Devore

Date	W/L	Score	Opponent	Att.
S-30	L	7-27	at Los Angeles	54,412
O-06	W	13-9	Washington	26,607
O-14	W	35-21	at Pittsburgh	31,375
O-21	L	6-20	Chi. Cardinals	36,545
O-28	L	3-20	at New York	40,960
N-04	L	17-28	at Chi. Cardinals	27,609
N-11	W	14-7	Pittsburgh	22,652
N-18	L	0-16	Cleveland	25,894
N-25	T	10-10	San Francisco	19,326
D-02	L	14-17	at Cleveland	20,654
D-09	L	17-19	at Washington	22,333
D-15	L	7-21	New York	16,562

1955

Record: 4-7-1 (T-4th in Eastern)

HC: Jim Trimble

Date	W/L	Score	Opponent	Att.
S-24	W	27-17	New York	29,597
O-01	L	30-31	Washington	31,891
O-09	L	17-21	at Cleveland	43,974
O-15	L	7-13	at Pittsburgh	33,413
O-23	T	24-24	at Chi. Cardinals	24,620
O-30	W	24-0	Pittsburgh	31,164
N-06	L	21-34	at Washington	25,741
N-13	W	33-17	Cleveland	39,303
N-20	L	7-31	at New York	22,075
N-27	L	21-23	Los Angeles	31,648
D-04	W	27-3	Chi. Cardinals	19,478
D-11	L	10-17	at Chicago Bears	34,783

1954

Record: 7-4-1 (2nd in Eastern)

HC: Jim Trimble

Date	W/L	Score	Opponent	Att.
S-26	W	28-10	Cleveland	26,546
O-03	W	35-16	at Chi. Cardinals	17,084
O-09	W	24-22	Pittsburgh	37,322
O-17	W	49-21	at Washington	22,051
O-23	L	7-17	at Pittsburgh	39,075
O-30	L	14-37	Green Bay	25,378
N-07	W	30-14	Chi. Cardinals	21,963
N-14	L	14-27	at New York	46,565
N-21	L	0-6	at Cleveland	41,537
N-28	W	41-33	Washington	18,517
D-05	T	13-13	at Detroit	54,939
D-12	W	29-14	New York	28,449

1953

Record: 7-4-1 (2nd in Eastern)

HC: Jim Trimble

Date	W/L	Score	Opponent	Att.
S-27	L	21-31	at San Francisco	27,819
O-02	T	21-21	Washington	19,099
O-10	L	13-37	at Cleveland	45,802
O-17	W	23-7	Pittsburgh	18,681
O-25	W	56-17	at Chi. Cardinals	22,064
N-01	W	35-7	at Pittsburgh	27,547
N-08	W	30-7	New York	24,331
N-15	W	45-14	Baltimore	27,813
N-21	W	38-0	Chi. Cardinals	19,402
N-29	L	28-37	at New York	20,294
D-06	L	0-10	at Washington	21,579
D-13	W	42-27	Cleveland	38,654

1952

Record: 7-5 (T-2nd in American)

HC: Jim Trimble

Date	W/L	Score	Opponent	Att.
S-28	W	31-25	at Pittsburgh	22,501
O-04	L	7-31	New York	22,512
O-12	W	26-21	Pittsburgh	18,648
O-19	L	7-49	Cleveland	27,874
O-26	W	14-10	at New York	21,458
N-02	L	10-12	at Green Bay	10,149
N-09	W	38-20	Washington	16,932
N-16	W	10-7	Chi. Cardinals	18,406
N-23	W	28-20	at Cleveland	28,948
N-30	L	22-28	at Chi. Cardinals	13,577
D-07	W	38-21	Dallas Texans	18,376
D-14	L	21-27	at Washington	22,468

1951

Record: 4-8 (5th in American)

HC: Bo McMillan (2), Wayne Millner (10)

Date	W/L	Score	Opponent	Att.
S-30	W	17-14	at Chi. Cardinals	16,129
O-06	W	21-14	San Francisco	23,432
O-14	L	24-37	at Green Bay	18,489
O-21	L	24-26	at NY Giants	28,656
O-28	L	23-27	Washington	20,437
N-04	W	34-13	at Pittsburgh	19,649
N-11	L	17-20	at Cleveland	36,571
N-18	L	10-28	Detroit	25,350
N-25	L	13-17	Pittsburgh	15,537
D-02	W	35-21	at Washington	23,738
D-09	L	7-23	New York Giants	19,322
D-16	L	9-24	Cleveland	16,263

YEAR-BY-YEAR RESULTS



1950

Record: 6-6 (T-3rd in American)

HC: Greasy Neale

Date	W/L	Score	Opponent	Att.
S-16	L	10-35	Cleveland	71,237
S-24	W	45-7	at Chi. Cardinals	24,914
O-07	W	56-20	Los Angeles	24,134
O-15	W	24-14	at Baltimore	14,413
O-22	W	17-10	at Pittsburgh	35,662
O-29	W	35-3	Washington	33,707
N-05	L	7-9	Pittsburgh	24,629
N-12	W	33-0	at Washington	29,407
N-19	L	10-14	Chi. Cardinals	28,368
N-26	L	3-7	at NY Giants	24,093
D-03	L	7-13	at Cleveland	37,490
D-10	L	7-9	New York Giants	26,440

1949

Record: 11-1 (1st in Eastern)

HC: Greasy Neale

Date	W/L	Score	Opponent	Att.
S-22	W	7-0	at NY Bulldogs	4,355
O-03	W	22-14	at Detroit	20,163
O-08	W	28-3	Chi. Cardinals	33,716
O-16	L	21-38	at Chicago Bears	47,248
O-23	W	49-14	Washington	28,602
O-30	W	38-7	at Pittsburgh	37,840
N-06	W	38-14	LA Rams	38,230
N-13	W	44-21	at Washington	31,170
N-20	W	42-0	NY Bulldogs	22,165
N-27	W	34-17	Pittsburgh	22,191
D-04	W	24-3	at NY Giants	25,446
D-11	W	17-3	NY Giants	21,022

NFL CHAMPIONSHIP

D-18	W	14-0	at LA Rams	22,245
------	---	------	------------	--------

1948

Record: 9-2-1 (1st in Eastern)

HC: Greasy Neale

Date	W/L	Score	Opponent	Att.
S-24	L	14-21	at Chi. Cardinals	24,159
O-03	T	28-28	at LA Rams	24,597
O-10	W	45-0	NY Giants	22,804
O-17	W	45-0	at Washington	35,580
O-24	W	12-7	Chicago Bears	36,227
O-31	W	34-7	at Pittsburgh	32,859
N-07	W	35-14	at NY Giants	24,983
N-14	W	45-0	Boston Yanks	22,958
N-21	W	42-21	Washington	36,254
N-28	W	17-0	Pittsburgh	22,001
D-05	L	14-37	at Boston	9,652
D-12	W	45-21	Detroit	15,322

NFL CHAMPIONSHIP

D-19	W	7-0	Chi. Cardinals	28,864
------	---	-----	----------------	--------

1947

Record: 8-4 (1st in Eastern)

HC: Greasy Neale

Date	W/L	Score	Opponent	Att.
S-28	W	45-42	Washington	35,406
O-05	W	23-0	NY Giants	29,823
O-12	L	7-40	at Chicago Bears	34,338
O-19	L	24-35	at Pittsburgh	33,538
O-26	W	14-7	LA Rams	36,364
N-02	W	38-14	at Washington	36,591
N-09	W	41-24	at NY Giants	29,016
N-16	W	32-0	Boston Yanks	26,498
N-23	L	14-21	at Boston Yanks	15,628
N-30	W	21-0	Pittsburgh	37,218
D-07	L	21-45	Chi. Cardinals	32,322
D-14	W	28-14	Green Bay	24,216

NFC DIVISIONAL PLAYOFF

D-21	W	21-0	at Pittsburgh	35,729
------	---	------	---------------	--------

NFL CHAMPIONSHIP

D-28	L	21-28	at Chi. Cardinals	30,759
------	---	-------	-------------------	--------

1946

Record: 6-5 (2nd in Eastern)

HC: Greasy Neale

Date	W/L	Score	Opponent	Att.
S-29	W	25-14	at LA Rams	30,500
O-06	W	49-25	Boston Yanks	33,986
O-13	L	7-19	Green Bay	36,127
O-20	L	14-21	at Chicago Bears	41,221
O-27	W	28-24	at Washington	33,691
N-03	W	24-14	NY Giants	40,059
N-10	L	17-45	at NY Giants	60,874
N-17	L	7-10	at Pittsburgh	38,882
N-24	L	10-27	Washington	36,633
D-01	W	10-7	Pittsburgh	29,943
D-08	W	40-14	at Boston Yanks	29,555

1945

Record: 7-3 (2nd in Eastern)

HC: Greasy Neale

Date	W/L	Score	Opponent	Att.
O-07	W	21-6	Chi. Cardinals	25,581
O-14	L	24-28	at Detroit	22,580
O-21	L	14-24	at Washington	35,550
O-28	W	28-14	Cleveland Rams	38,149
N-04	W	45-3	at Pittsburgh	23,018
N-11	W	38-17	NY Giants	30,047
N-18	W	30-6	Pittsburgh	23,838
N-24	W	16-0	Washington	37,306
D-02	L	21-28	at NY Giants	45,372
D-09	W	35-7	Boston Yanks	27,905

1944

Record: 7-1-2 (2nd in Eastern)

HC: Greasy Neale

Date	W/L	Score	Opponent	Att.
S-26	W	28-7	at Boston Yanks	25,061
O-08	T	31-31	Washington	32,549
O-22	W	38-0	Boston Yanks	24,638
O-29	W	24-17	at NY Giants	42,639
N-05	W	21-7	at Brk. Dodgers	15,289
N-12	T	21-21	NY Giants	33,248
N-19	W	37-7	at Washington	35,540
N-26	L	7-28	Chicago Bears	34,035
D-03	W	34-0	Brk. Dodgers	13,467
D-10	W	26-13	Cleveland Rams	24,123

1943 "STEAGLES"

Record: 5-4-1 (3rd in Eastern)

HC: Greasy Neale & Walt Kiesling

Date	W/L	Score	Opponent	Att.
O-02	W	17-0	Brk. Dodgers	11,131
O-09	W	28-14	NY Giants	15,340
O-17	L	21-48	at Chicago Bears	21,744
O-24	L	14-42	at NY Giants	42,681
O-31	W	34-13	Chi. Cardinals (Pittsburgh, PA)	16,351
N-07	T	14-14	Washington	28,893
N-14	L	7-13	at Brk. Dodgers	7,614
N-21	W	35-34	Detroit (Pitt.)	23,338
N-28	W	27-14	at Washington	35,826
D-05	L	28-38	Green Bay	34,294

1942

Record: 2-9 (5th in Eastern)

HC: Greasy Neale

Date	W/L	Score	Opponent	Att.
S-13	W	24-14	at Pittsburgh	13,349
S-20	L	14-24	at Cleve. Rams (Akron, OH)	6,434
S-27	L	14-35	Brk. Dodgers (Buffalo, NY)	5,286
O-04	L	10-14	Washington	15,500
O-11	L	17-35	at NY Giants	28,264
O-18	L	0-14	Pittsburgh	12,500
O-25	L	14-45	at Chicago Bears	15,372
N-01	L	27-30	at Washington	32,658
N-08	L	0-14	NY Giants	13,600
N-15	W	14-7	at Brk. Dodgers	3,858
N-29	L	0-7	Green Bay	13,700

YEAR-BY-YEAR RESULTS



1941

Record: 2-8-1 (4th in Eastern)

HC: Greasy Neale

Date	W/L	Score	Opponent	Att.
S-13	L	0-24	NY Giants	25,478
S-21	W	10-7	at Pittsburgh	12,893
S-27	L	13-24	Brk. Dodgers	16,341
O-12	L	0-16	at NY Giants	30,842
O-19	L	17-21	Washington	19,071
O-26	W	21-14	Chi. Cardinals	12,683
N-02	L	6-15	at Brk. Dodgers	15,899
N-09	T	7-7	Pittsburgh	15,601
N-16	L	17-21	at Detroit	16,306
N-30	L	14-49	Chicago Bears	32,608
D-07	L	14-20	at Washington	27,102

1940

Record: 1-10 (5th in Eastern)

HC: Bert Bell

Date	W/L	Score	Opponent	Att.
S-15	L	20-27	at Green Bay	11,657
S-22	L	13-21	at Cleve. Rams	15,941
S-28	L	14-20	NY Giants	26,431
O-04	L	17-30	at Brk. Dodgers	24,008
O-13	L	7-17	at NY Giants	30,317
O-20	L	17-34	Washington	25,062
O-26	L	7-21	Brk. Dodgers	6,500
N-10	L	3-7	at Pittsburgh	9,556
N-17	L	0-21	Detroit	6,327
N-28	W	7-0	Pittsburgh	4,200
D-01	L	6-13	at Washington	25,838

1939

Record: 1-9-1 (T-4th in Eastern)

HC: Bert Bell

Date	W/L	Score	Opponent	Att.
S-17	L	0-7	Washington	33,258
S-24	L	3-13	NY Giants	30,600
O-01	T	0-0	Brk. Dodgers	1,880
O-15	L	10-27	at NY Giants	34,471
O-22	L	14-23	at Brk. Dodgers	13,057
N-05	L	6-7	at Washington	20,444
N-12	L	16-23	Green Bay	23,000
N-19	L	14-27	at Chicago Bears	21,398
N-23	W	17-14	Pittsburgh	20,000
N-26	L	12-24	at Pittsburgh	8,788
D-03	L	13-35	at Cleve. Rams (Col. Springs, CO)	9,189

1938

Record: 5-6 (4th in Eastern)

HC: Bert Bell

Date	W/L	Score	Opponent	Att.
S-11	L	23-26	Washington	20,000
S-16	W	27-7	at Pittsburgh (Buffalo, NY)	19,749
S-25	W	14-10	NY Giants	20,000
O-02	L	6-28	Chicago Bears	NA
O-16	L	7-17	at NY Giants	33,187
O-23	L	14-20	at Washington	3,000
O-26	W	7-0	at Chi. Cardinals (Erie, PA)	15,000
N-06	L	7-10	Brk. Dodgers	12,000
N-13	L	14-32	at Brk. Dodgers	13,052
N-20	W	14-7	Pittsburgh Pirates (Charleston, WV)	6,500
D-04	W	21-7	at Detroit	19,000

1937

Record: 2-8-1 (5th in Eastern)

HC: Bert Bell

Date	W/L	Score	Opponent	Att.
S-05	L	14-27	at Pittsburgh	8,588
S-10	L	7-13	Brk. Dodgers	5,221
S-21	L	3-21	Cleveland Rams	3,107
S-28	T	6-6	Chi. Cardinals	3,912
O-03	L	7-16	NY Giants	4,878
O-10	W	14-0	at Washington	7,320
O-17	L	0-21	at NY Giants	20,089
O-24	L	7-10	Washington	6,580
O-31	L	7-16	at Pitt. Pirates	2,772
N-07	W	14-10	at Brk. Dodgers	8,373
N-14	L	7-37	at Green Bay	13,340

1936

Record: 1-11 (5th in Eastern)

HC: Bert Bell

Date	W/L	Score	Opponent	Att.
S-13	W	10-7	NY Giants	20,000
S-20	L	3-26	Boston	20,000
S-27	L	0-17	Chicago Bears	25,000
O-04	L	0-18	at Brk. Dodgers	NA
O-11	L	0-23	Detroit	15,000
O-14	L	0-17	at Pittsburgh	10,042
O-18	L	7-17	at Boston	4,000
O-25	L	17-21	at NY Giants	15,000
N-05	L	0-6	Pittsburgh (Johnstown, PA)	NA
N-08	L	0-13	at Chi. Cardinals	1,500
N-22	L	7-28	Chicago Bears	NA
N-29	L	7-13	Brooklyn Dodgers	NA

1935

Record: 2-9 (5th in Eastern)

HC: Lud Wray

Date	W/L	Score	Opponent	Att.
S-13	L	7-17	Pittsburgh	NA
S-20	L	0-35	at Detroit	12,000
O-09	W	17-6	at Pittsburgh	6,271
O-13	L	0-39	Chicago Bears	NA
O-27	L	6-17	at Brk. Dodgers	NA
N-03	W	7-6	at Boston	10,000
N-05	L	0-3	Brk. Dodgers	NA
N-10	L	3-12	at Chi. Cardinals	6,000
N-24	L	0-10	at NY Giants	NA
D-01	L	14-21	NY Giants	NA
D-08	L	6-13	Green Bay	4,000

1934

Record: 4-7 (T-3rd in Eastern)

HC: Lud Wray

Date	W/L	Score	Opponent	Att.
S-16	L	6-19	at Green Bay	5,000
S-26	W	17-0	at Pittsburgh	NA
O-07	L	7-9	Pittsburgh	NA
O-14	L	0-10	Detroit	9,860
O-21	L	0-6	at Boston	10,344
O-28	L	0-17	at NY Giants	NA
N-06	W	64-0	Cincinnati Reds	NA
N-11	L	7-10	Brk. Dodgers	NA
N-18	L	7-14	Boston	8,500
N-25	W	13-0	at Brk. Dodgers	NA
D-03	W	6-0	NY Giants	12,471

1933

Record: 3-5-1 (4th in Eastern)

HC: Lud Wray

Date	W/L	Score	Opponent	Att.
O-15	L	0-56	at NY Giants	NA
O-18	L	0-25	Portsmouth	1,750
O-29	L	9-35	at Green Bay	3,007
N-05	W	6-0	at Cin. Reds	NA
N-12	T	3-3	Chicago Bears	17,850
N-19	W	25-6	Pittsburgh	6,000
N-26	W	20-3	Cincinnati Reds	NA
D-03	L	0-10	Green Bay	9,500
D-10	L	14-20	NY Giants	18,000

TEAM-BY-TEAM RESULTS



ARIZONA CARDINALS

Overall: 56-59-6 Home: 29-28-3 Away: 27-31-2 Playoffs: 1-2

at Lincoln Financial Field: 3-2 at State Farm Stadium: 0-3

Date	Site	Result	Score	Date	Site	Result	Score	Date	Site	Result	Score
N-10-35	Chi	L	3-12	N-28-65	StL	W	28-24	N-27-88	Phila	W	31-21
N-08-36	Chi	L	0-13	S-11-66	StL	L	13-16	D-10-88	Phx	W	23-17
S-28-37	Phila	T	6-6	O-02-66	Phila	L	10-41	O-15-89	Phx	W	17-5
O-26-38	Erie, PA	W	7-0	O-22-67	StL	L	14-48	D-24-89	Phila	W	31-14
O-26-41	Phila	W	21-14	N-03-68	Phila	L	17-45	S-16-90	Phila	L	21-23
O-07-45	Phila	W	21-6	N-23-69	StL	W	34-30	D-29-90	Phx	W	23-21
D-07-47	Phila	L	21-45	O-18-70	Phila	L	20-35	S-08-91	Phila	L	10-26
D-28-47	Chi (c)	L	21-28	N-29-70	StL	L	14-23	N-24-91	Phx	W	34-14
S-24-48	Chi	L	14-21	N-21-71	StL	W	37-20	S-13-92	Phx	W	31-14
D-19-48	Phila (c)	W	7-0	D-12-71	Phila	W	19-7	O-25-92	Phila	W	7-3
O-08-49	Phila	W	28-3	N-05-72	Phila	T	6-6	S-05-93	Phila	W	23-17
S-24-50	Chi	W	45-7	D-17-72	StL	L	23-24	N-07-93	Phx	L	3-16
N-19-50	Phila	L	10-14	S-16-73	Phila	L	23-34	N-06-94	Phila	W	17-7
S-30-51	Chi	W	17-14	O-14-73	StL	W	27-24	N-20-94	Arz	L	6-12
N-16-52	Phila	W	10-7	S-15-74	StL	L	3-7	S-10-95	Arz	W	31-19
N-30-52	Chi	L	22-28	N-17-74	Phila	L	3-13	D-17-95	Phila	W	21-20
O-25-53	Chi	W	56-17	O-19-75	StL	L	20-31	N-24-96	Arz	L	30-36
N-21-53	Phila	W	38-0	N-09-75	Phila	L	23-24	D-22-96	Phila	W	29-19
O-03-54	Chi	W	35-16	O-10-76	StL	L	14-33	O-19-97	Phila	W	13-10 (OT)
N-07-54	Phila	W	30-14	N-07-76	Phila	L	14-17	N-02-97	Arz	L	21-31
O-23-55	Chi	T	24-24	O-16-77	Phila	L	17-21	S-20-98	Arz	L	3-17
D-04-55	Phila	W	27-3	N-20-77	StL	L	16-21	D-13-98	Phila	L	17-20 (OT)
O-21-56	Phila	L	6-20	O-29-78	Phila	L	10-16	S-12-99	Phila	L	24-25
N-04-56	Chi	L	17-28	N-26-78	StL	W	14-10	D-05-99	Arz	L	17-21
N-03-57	Chi	W	38-21	O-14-79	StL	W	24-20	O-15-00	Arz	W	33-14
D-14-57	Phila	L	27-31	N-18-79	Phila	W	16-13	N-19-00	Phila	W	34-9
N-02-58	Chi	T	21-21	S-28-80	StL	L	14-24	O-07-01	Phila	L	20-21
N-16-58	Phila	W	49-21	D-14-80	Phila	W	17-3	N-04-01	Arz	W	21-7
O-25-59	Minn	W	28-24	N-08-81	StL	W	52-10	N-17-02	Phila	W	38-14
N-15-59	Phila	W	27-17	D-20-81	Phila	W	38-0	D-24-05	Arz	L	21-27
O-09-60	Phila	W	31-27	D-05-82	Phila	L	20-23	N-27-08	Phila	W	48-20
D-04-60	StL	W	20-6	S-25-83	Phila	L	11-14	J-18-09	Arz (c)	L	25-32
O-01-61	Phila	L	27-30	D-18-83	StL	L	7-31	N-13-11	Phila	L	17-21
O-15-61	StL	W	20-7	O-28-84	Phila	L	14-34	S-23-12	Arz	L	6-27
S-16-62	Phila	L	21-27	N-25-84	StL	L	16-17	D-01-13	Phila	W	24-21
D-16-62	StL	L	35-45	O-13-85	Phila	W	30-7	O-26-14	Arz	L	20-24
S-22-63	Phila	L	24-28	N-17-85	StL	W	24-14	D-20-15	Phila	L	17-40
D-08-63	StL	L	14-38	N-02-86	StL	L	10-13	O-8-17	Phila	W	34-7
N-22-64	Phila	L	13-38	D-07-86	Phila	T	10-10 (OT)				
D-13-64	StL	L	34-36	N-01-87	StL	W	28-23				
S-19-65	Phila	W	34-27	N-22-87	Phila	L	19-31				

Note: Franchise in Chicago prior to 1960 and St. Louis from 1960-87; changed its name from Phoenix to Arizona in 1994
c - NFL Championship in 1947 and 1948, NFC Championship in 2009

TEAM-BY-TEAM RESULTS



ATLANTA FALCONS

Overall: 20-15-1 Home: 12-6-1 Away: 8-9 Playoffs: 3-1

at Lincoln Financial Field: 7-1 at Mercedes-Benz Stadium: 0-1

Date	Site	Result	Score	Date	Site	Result	Score	Date	Site	Result	Score
S-18-66	Phila	W	23-10	O-05-86	Atl	W	16-0	O-26-08	Phila	W	27-14
O-08-67	Atl	W	38-7	O-30-88	Phila	L	24-27	D-6-09	Atl	W	34-7
D-14-69	Phila	L	3-27	N-18-90	Atl	W	24-23	O-17-10	Phila	W	31-17
N-15-70	Phila	T	13-13	N-27-94	Atl	L	21-28	S-18-11	Atl	L	31-35
N-11-73	Phila	L	27-44	S-22-96	Atl	W	33-18	O-28-12	Phila	L	17-30
O-03-76	Atl	W	14-13	D-14-97	Atl	L	17-20	S-14-15	Atl	L	24-26
D-24-78	Atl (w)	L	13-14	S-13-98	Atl	L	12-17	N-13-16	Phila	W	24-15
S-10-79	Phila	L	10-14	O-01-00	Phila	W	38-10	J-13-17	Phila (d)	W	15-10
D-07-80	Phila	L	17-20	J-11-03	Phila (d)	W	20-6	S-6-18	Phila	W	18-12
O-05-81	Phila	W	16-13	N-02-03	Atl	W	23-16	S-15-19	Atl	L	20-24
O-02-83	Atl	W	28-24	J-23-05	Phila (c)	W	27-10				
D-16-84	Atl	L	10-26	S-12-05	Atl	L	10-14				
N-10-85	Phila	W	23-17 (OT)	D-31-06	Phila	W	24-17				

BALTIMORE RAVENS

Overall: 2-2-1 Home: 2-0 Away: 0-2-1 Playoffs: 0-0

at Lincoln Financial Field: 2-0 at M&T Bank Stadium: 0-2

Date	Site	Result	Score	Date	Site	Result	Score	Date	Site	Result	Score
N-16-97	Bal	T	10-10 (OT)	N-23-08	Bal	L	7-36	D-18-16	Bal	L	26-27
O-31-04	Phila	W	15-10	S-16-12	Phila	W	24-23				

BUFFALO BILLS

Overall: 8-6 Home: 4-2 Away: 4-4 Playoffs: 0-0

at Lincoln Financial Field: 2-0 at New Era Field: 4-4

Date	Site	Result	Score	Date	Site	Result	Score	Date	Site	Result	Score
O-07-73	Buf	L	26-27	D-02-90	Buf	L	23-30	D-30-07	Phila	W	17-9
S-17-81	Buf	W	20-14	D-12-93	Phila	L	7-10	O-09-11	Buf	L	24-31
O-07-84	Buf	W	27-17	N-10-96	Phila	L	17-24	D-13-15	Phila	W	23-20
O-27-85	Phila	W	21-17	S-26-99	Buf	L	0-26	O-27-19	Buf	W	31-13
D-27-87	Phila	W	17-7	S-28-03	Buf	W	23-13				

CAROLINA PANTHERS

Overall: 7-5 Home: 4-3 Away: 3-2 Playoffs: 0-1

at Lincoln Financial Field: 3-3 at Bank of America Stadium: 3-2

Date	Site	Result	Score	Date	Site	Result	Score	Date	Site	Result	Score
O-27-96	Phila	W	20-9	D-04-06	Phila	W	27-24	O-12-17	Car	W	28-23
N-07-99	Car	L	7-33	S-13-09	Car	W	38-10	O-21-18	Phila	L	17-21
N-30-03	Car	W	25-16	N-26-12	Phila	L	22-30				
J-18-04	Phila (c)	L	3-14	N-10-14	Phila	W	45-21				
O-17-04	Phila	W	30-8	O-25-15	Car	L	16-27				

TEAM-BY-TEAM RESULTS



CHICAGO BEARS

Overall: 16-30-1 Home: 9-13-1 Away: 7-17 Playoffs: 3-1

at Lincoln Financial Field: 3-2 at Soldier Field: 6-8

Date	Site	Result	Score	Date	Site	Result	Score	Date	Site	Result	Score
N-12-33	Phila	T	3-3	O-20-68	Phila	L	16-29	J-19-02	Chi (d)	W	33-19
O-13-35	Phila	L	0-39	S-27-70	Chi	L	16-20	N-03-02	Chi*	W	19-13
S-27-36	Phila	L	0-17	D-10-72	Phila	L	12-21	O-03-04	Chi	W	19-9
N-22-36	Phila	L	7-28	S-28-75	Chi	L	13-15	O-21-07	Phila	L	16-19
O-02-38	Phila	L	6-28	D-23-79	Phila (f)	W	27-17	S-28-08	Chi	L	20-24
N-19-39	Chi	L	14-27	O-26-80	Phila	W	17-14	N-22-09	Chi	W	24-20
N-30-41	Phila	L	14-49	O-23-83	Phila	L	6-7	N-28-10	Chi	L	26-31
O-25-42	Chi	L	14-45	N-13-83	Chi	L	14-17	N-07-11	Phila	L	24-30
O-17-43	Chi	L	21-48	S-14-86	Chi	L	10-13 (OT)	D-22-13	Phila	W	54-11
N-26-44	Phila	L	7-28	O-04-87	Phila	L	3-35	S-19-16	Chi	W	29-14
O-20-46	Chi	L	14-21	D-31-88	Chi (d)	L	12-20	N-26-17	Phila	W	31-3
O-12-47	Chi	L	7-40	O-02-89	Chi	L	13-27	J-06-19	Chi (w)	W	16-15
O-24-48	Phila	W	12-7	O-10-93	Phila	L	6-17	N-03-19	Phila	W	22-14
O-16-49	Chi	L	21-38	S-12-94	Phila	W	30-22				
D-11-55	Chi	L	10-17	D-24-95	Chi	L	14-20				
N-05-61	Phila	W	16-14	O-17-99	Chi	W	20-16				
O-27-63	Chi	L	7-16	O-22-00	Phila	W	13-9				

* Game played in Champaign, IL

CINCINNATI BENGALS

Overall: 3-9-1 Home: 3-5 Away: 0-4-1 Playoffs: 0-0

at Lincoln Financial Field: 0-2 at Paul Brown Stadium: 0-1-1

Date	Site	Result	Score	Date	Site	Result	Score	Date	Site	Result	Score
S-19-71	Cin	L	14-37	N-17-91	Phila	W	17-10	N-16-08	Cin	T	13-13 (OT)
D-07-75	Phila	L	0-31	D-24-94	Cin	L	30-33	D-13-12	Phila	L	13-34
O-28-79	Cin	L	13-37	N-30-97	Phila	W	44-42	D-4-16	Cin	L	14-32
N-21-82	Phila	L	14-18	D-24-00	Phila	W	16-7				
S-11-88	Phila	L	24-28	J-02-05	Phila	L	10-38				

CLEVELAND BROWNS

Overall: 17-31-1 Home: 10-13 Away: 7-18-1 Playoffs: 0-0

at Lincoln Financial Field: 2-0 at FirstEnergy Stadium: 3-0

Date	Site	Result	Score	Date	Site	Result	Score	Date	Site	Result	Score
S-16-50	Phila	L	10-35	D-07-58	Phila	L	14-21	D-17-67	Phila	W	28-24
D-03-50	Cle	L	7-13	N-08-59	Cle	L	7-28	N-24-68	Cle	L	13-47
N-11-51	Cle	L	17-20	D-13-59	Phila	L	21-28	S-21-69	Phila	L	20-27
D-16-51	Phila	L	9-24	S-25-60	Phila	L	24-41	S-24-72	Phila	L	17-27
O-19-52	Phila	L	7-49	O-23-60	Cle	W	31-29	N-14-76	Cle	L	3-24
N-23-52	Cle	W	28-20	S-17-61	Phila	W	27-20	N-04-79	Phila	L	19-24
O-10-53	Cle	L	13-37	N-19-61	Cle	L	24-45	S-19-82	Cle	W	24-21
D-13-53	Phila	W	42-27	S-30-62	Phila	W	35-7	O-16-88	Cle	L	3-19
S-26-54	Phila	W	28-10	N-04-62	Cle	T	14-14	N-10-91	Cle	W	32-30
N-21-54	Cle	L	0-6	O-20-63	Cle	L	7-37	N-13-94	Phila	L	7-26
O-09-55	Cle	L	17-21	N-03-63	Phila	L	17-23	D-10-00	Cle	W	35-24
N-13-55	Phila	W	33-17	S-27-64	Phila	L	20-28	O-24-04	Cle	W	34-31 (OT)
N-18-56	Phila	L	0-16	N-29-64	Cle	L	24-38	D-15-08	Phila	W	30-10
D-02-56	Cle	L	14-17	O-03-65	Phila	L	17-35	S-9-12	Cle	W	17-16
O-13-57	Cle	L	7-24	N-07-65	Cle	L	34-38	S-11-16	Phila	W	29-10
O-20-57	Phila	W	17-7	N-13-66	Cle	L	7-27				
N-23-58	Cle	L	14-28	D-11-66	Phila	W	33-21				

TEAM-BY-TEAM RESULTS



DALLAS COWBOYS

Overall: 53-69 Home: 29-30 Away: 24-39 Playoffs: 1-3

at Lincoln Financial Field: 7-10 at AT&T Stadium: 6-6

Date	Site	Result	Score	Date	Site	Result	Score	Date	Site	Result	Score
S-30-60	Dal	W	27-25	D-13-81	Dal	L	10-21	D-21-02	Dal	W	27-3
O-22-61	Dal	W	43-7	D-26-82	Dal	W	24-20	O-12-03	Dal	L	21-23
N-26-61	Phila	W	35-13	O-16-83	Dal	L	7-37	D-07-03	Phila	W	36-10
O-14-62	Dal	L	19-41	N-06-83	Phila	L	20-27	N-15-04	Dal	W	49-21
N-25-62	Phila	W	28-14	S-16-84	Dal	L	17-23	D-19-04	Phila	W	12-7
O-06-63	Phila	W	24-21	D-02-84	Phila	L	10-26	O-09-05	Dal	L	10-33
N-17-63	Dal	L	20-27	O-20-85	Phila	W	16-14	N-14-05	Phila	L	20-21
N-15-64	Dal	W	17-14	N-24-85	Dal	L	17-34	O-08-06	Phila	W	38-24
D-06-64	Phila	W	24-14	O-19-86	Phila	L	14-17	D-25-06	Dal	W	23-7
O-10-65	Dal	W	35-24	D-14-86	Dal	W	23-21	N-04-07	Phila	L	17-38
D-05-65	Phila	L	19-21	O-11-87	Dal	L	22-41	D-16-07	Dal	W	10-6
O-09-66	Dal	L	7-56	O-25-87	Phila	W	37-20	S-15-08	Dal	L	37-41
D-06-66	Phila	W	24-23	O-23-88	Phila	W	24-23	D-28-08	Phila	W	44-6
O-29-67	Phila	W	21-14	D-18-88	Dal	W	23-7	N-08-09	Phila	L	16-20
D-10-67	Dal	L	17-38	N-23-89	Dal	W	27-0	J-03-10	Dal	L	0-24
S-29-68	Phila	L	13-45	D-10-89	Phila	W	20-10	J-09-10	Dal (w)	L	14-34
O-13-68	Dal	L	14-34	O-28-90	Dal	W	21-20	D-12-10	Dal	W	30-27
O-05-69	Phila	L	7-38	D-23-90	Phila	W	17-3	J-02-11	Phila	L	13-14
O-19-69	Dal	L	14-49	S-15-91	Dal	W	24-0	O-30-11	Phila	W	34-7
S-20-70	Phila	L	7-17	D-15-91	Phila	L	13-25	D-24-11	Dal	W	20-7
N-01-70	Dal	L	17-21	O-05-92	Phila	W	31-7	N-11-12	Phila	L	23-38
S-26-71	Phila	L	7-42	N-01-92	Dal	L	10-20	D-2-12	Dal	L	33-38
N-14-71	Dal	L	7-20	J-10-93	Dal (d)	L	10-34	O-20-13	Phila	L	3-17
S-17-72	Dal	L	6-28	O-31-93	Phila	L	10-23	D-29-13	Dal	W	24-22
N-19-72	Phila	L	7-28	D-06-93	Dal	L	17-23	N-27-14	Dal	W	33-10
O-28-73	Phila	W	30-16	O-16-94	Dal	L	13-24	D-14-14	Phila	L	27-38
N-18-73	Dal	L	10-31	D-04-94	Phila	L	19-31	S-20-15	Phila	L	10-20
S-23-74	Phila	W	13-10	N-06-95	Dal	L	12-34	N-8-15	Dal	W	33-27 (OT)
O-20-74	Dal	L	24-31	D-10-95	Phila	W	20-17	O-30-16	Dal	L	23-29 (OT)
O-26-75	Phila	L	17-20	J-07-96	Dal (d)	L	11-30	J-1-17	Phila	W	27-13
N-23-75	Dal	L	17-27	S-30-96	Phila	L	19-23	N-19-17	Dal	W	37-9
S-12-76	Dal	L	7-27	N-03-96	Dal	W	31-21	D-31-17	Phila	L	0-6
D-05-76	Phila	L	7-26	S-15-97	Dal	L	20-21	N-11-18	Phila	L	20-27
O-23-77	Phila	L	10-16	O-26-97	Phila	W	13-12	D-9-18	Dal	L	23-29 (OT)
D-04-77	Dal	L	14-24	N-02-98	Phila	L	0-34	O-20-19	Dal	L	10-37
O-22-78	Dal	L	7-14	D-20-98	Dal	L	9-13	D-22-19	Phila	W	17-9
D-10-78	Phila	L	13-31	O-10-99	Phila	W	13-10				
N-12-79	Dal	W	31-21	D-12-99	Dal	L	10-20				
D-08-79	Phila	L	17-24	S-03-00	Dal	W	41-14				
O-19-80	Phila	W	17-10	N-05-00	Phila	W	16-13 (OT)				
D-21-80	Dal	L	27-35	S-30-01	Phila	W	40-18				
J-11-81	Phila (c)	W	20-7	N-18-01	Dal	W	36-3				
N-01-81	Phila	L	14-17	S-22-02	Phila	W	44-13				

DENVER BRONCOS

Overall: 8-5 Home: 6-1 Away: 2-4 Playoffs: 0-0

at Lincoln Financial Field: 2-0 at Empower Field at Mile High: 0-2

Date	Site	Result	Score	Date	Site	Result	Score	Date	Site	Result	Score
O-31-71	Phila	W	17-16	O-29-89	Den	W	28-24	D-27-09	Phila	W	30-27
D-14-75	Den	L	10-25	S-20-92	Phila	W	30-0	S-29-13	Den	L	20-52
S-07-80	Phila	W	27-6	N-12-95	Phila	W	31-13	N-5-17	Phila	W	51-23
S-18-83	Den	W	13-10	O-04-98	Den	L	16-41				
S-21-86	Phila	L	7-33	O-30-05	Den	L	21-49				

TEAM-BY-TEAM RESULTS



DETROIT LIONS

Overall: 17-16-2 Home: 10-10 Away: 7-6-2 Playoffs: 1-0

at Lincoln Financial Field: 2-2 at Ford Field: 2-2

Date	Site	Result	Score	Date	Site	Result	Score	Date	Site	Result	Score
O-18-33	Phila	L	0-25	N-10-57	Phila	L	16-27	N-08-98	Phila	W	10-9
O-14-34	Phila	L	0-10	O-16-60	Phila	W	28-10	S-26-04	Det	W	30-13
S-20-35	Det	L	0-35	D-17-61	Det	W	27-24	S-23-07	Phila	W	56-21
O-11-36	Phila	L	0-23	D-19-65	Phila	L	28-35	S-19-10	Det	W	35-32
D-04-38	Det	W	21-7	N-28-68	Det	W	12-0	O-14-12	Phila	L	23-26 (OT)
N-17-40	Phila	L	0-21	D-05-71	Det	W	23-20	D-8-13	Phila	W	34-20
N-16-41	Det	L	17-21	D-15-74	Phila	W	28-17	N-26-15	Det	L	14-45
N-21-43	Pit	W	35-34	O-02-77	Det	L	13-17	O-9-16	Det	L	23-24
O-14-45	Det	L	24-28	D-02-79	Phila	W	44-7	S-22-19	Phila	L	24-27
D-12-48	Phila	W	45-21	N-04-84	Det	T	23-23 (OT)				
O-03-49	Det	W	22-14	N-16-86	Phila	L	11-13				
N-18-51	Phila	L	10-28	D-30-95	Phila (w)	W	58-37				
D-05-54	Det	T	13-13	S-15-96	Phila	W	24-17				

GREEN BAY PACKERS

Overall: 17-28 Home: 11-11 Away: 6-17 Playoffs: 2-1

at Lincoln Financial Field: 4-3 at Lambeau Field: 6-9

Date	Site	Result	Score	Date	Site	Result	Score	Date	Site	Result	Score
O-29-33	GB	L	9-35	N-11-62	Phila	L	0-49	S-17-00	GB	L	3-6
D-03-33	Phila	L	0-10	S-15-68	GB	L	13-30	N-10-03	GB	W	17-14
S-16-34	GB	L	6-19	O-25-70	Mil	L	17-30	J-11-04	Phila (d)	W	20-17 (OT)
D-08-35	Phila	L	6-13	D-01-74	Phila	W	36-14	D-05-04	Phila	W	47-17
N-14-37	Mil	L	7-37	O-17-76	GB	L	13-28	N-27-05	Phila	W	19-14
N-12-39	Phila	L	16-23	N-05-78	Phila	W	10-3	O-02-06	Phila	W	31-9
S-15-40	GB	L	20-27	N-25-79	GB	W	21-10	S-09-07	GB	L	13-16
N-29-42	Phila	L	0-7	O-18-87	GB	L	10-16 (OT)	S-12-10	Phila	L	20-27
D-05-43	Phila	L	28-38	D-16-90	Phila	W	31-0	J-9-11	Phila (w)	L	16-21
O-13-46	Phila	L	7-19	S-01-91	GB	W	20-3	N-10-13	GB	W	27-13
D-14-47	Phila	W	28-14	N-15-92	Mil	L	24-27	N-16-14	GB	L	20-53
O-14-51	GB	L	24-37	S-12-93	GB	W	20-17	N-28-16	Phila	L	13-27
N-02-52	Mil	L	10-12	S-18-94	Phila	W	13-7	S-26-19	GB	W	34-27
O-30-54	Phila	L	14-37	S-09-96	GB	L	13-39				
O-26-58	GB	L	35-38	S-07-97	Phila	W	10-9				
D-26-60	Phila (c)	W	17-13	N-29-98	GB	L	16-24				

HOUSTON TEXANS

Overall: 5-0 Home: 3-0 Away: 2-0 Playoffs: 0-0

at Lincoln Financial Field: 2-0 at NRG Stadium: 2-0

Date	Site	Result	Score	Date	Site	Result	Score	Date	Site	Result	Score
S-29-02	Phila	W	35-17	D-02-10	Phila	W	34-24	D-23-18	Phila	W	32-30
S-10-06	Hou	W	24-10	N-02-14	Hou	W	31-21				

INDIANAPOLIS COLTS

Overall: 10-10 Home: 6-5 Away: 4-5 Playoffs: 0-0

at Lincoln Financial Field: 2-0 at Lucas Oil Stadium: 1-0

Date	Site	Result	Score	Date	Site	Result	Score	Date	Site	Result	Score
O-15-50	Bal	W	24-14	O-01-78	Bal	W	17-14	N-21-99	Phila	L	17-44
N-15-53	Phila	W	45-14	N-15-81	Phila	W	38-13	N-10-02	Phila	L	13-35
N-21-65	Bal	L	24-34	O-30-83	Phila	L	21-22	N-26-06	Ind	L	21-45
S-24-67	Phila	L	6-38	O-14-84	Phila	W	16-7	N-07-10	Phila	W	26-24
O-13-69	Bal	L	20-24	S-30-90	Phila	L	23-24	S-15-14	Ind	W	30-27
D-06-70	Bal	L	10-29	D-13-93	Ind	W	20-10	S-23-18	Phila	W	20-16
S-29-74	Phila	W	30-10	D-05-96	Ind	L	10-37				

Note: Franchise in Baltimore prior to 1984

TEAM-BY-TEAM RESULTS



JACKSONVILLE JAGUARS

Overall: 3-3 Home: 1-1 Away: 2-2 Playoffs: 0-0

at Lincoln Financial Field: 1-1 at TIAA Bank Field: 1-2

Date	Site	Result	Score	Date	Site	Result	Score	Date	Site	Result	Score
O-12-97	Jax	L	21-38	O-29-06	Phila	L	6-13	S-7-14	Phila	W	34-17
O-06-02	Jax	L	25-28	S-26-10	Jax	W	28-3	O-28-18	Jax	W	24-18

KANSAS CITY CHIEFS

Overall: 4-4 Home: 1-2 Away: 3-2 Playoffs: 0-0

at Lincoln Financial Field: 1-2 at Arrowhead Stadium: 3-2

Date	Site	Result	Score	Date	Site	Result	Score	Date	Site	Result	Score
O-22-72	KC	W	21-20	N-29-01	KC	W	23-10	S-19-13	Phila	L	16-26
O-11-92	KC	L	17-24	O-02-05	KC	W	37-31	S-17-17	KC	L	20-27
S-27-98	Phila	L	21-24	S-27-09	Phila	W	34-14				

LAS VEGAS RAIDERS

Overall: 7-6 Home: 5-2 Away: 2-4 Playoffs: 0-1

at Lincoln Financial Field: 2-0 at Allegiant Stadium: 0-0

Date	Site	Result	Score	Date	Site	Result	Score	Date	Site	Result	Score
O-17-71	Oak	L	10-34	O-22-89	Phila	W	10-7	O-18-09	Oak	L	9-13
N-21-76	Phila	L	7-26	N-08-92	Phila	W	31-10	N-03-13	Oak	W	49-20
N-23-80	Phila	W	10-7	S-24-95	Oak	L	17-48	D-25-17	Phila	W	19-10
J-25-81	NO (s)	L	10-27	O-28-01	Phila	L	10-20				
N-30-86	LA	W	33-27 (OT)	S-25-05	Phila	W	23-20				

Note: Franchise in Oakland from 1996-2019, Los Angeles from 1982-95 and Oakland prior to 1982

LOS ANGELES CHARGERS

Overall: 5-7 Home: 3-2 Away: 2-5 Playoffs: 0-0

at Lincoln Financial Field: 1-1 at SoFi Stadium: 0-0

Date	Site	Result	Score	Date	Site	Result	Score	Date	Site	Result	Score
O-06-74	SD	W	13-7	N-05-89	SD	L	17-20	O-23-05	Phila	W	20-17
N-30-80	SD	L	21-22	S-17-95	Phila	L	21-27	N-15-09	SD	L	23-31
D-15-85	SD	L	14-20	O-18-98	SD	L	10-13	S-15-13	Phila	L	30-33
O-26-86	Phila	W	23-7	D-09-01	Phila	W	24-14	O-1-17	LA	W	26-24

Note: Franchise in San Diego from 1961-2016, Los Angeles in 1960

LOS ANGELES RAMS

Overall: 22-19-1 Home: 15-8 Away: 7-11-1 Playoffs: 1-2

at Lincoln Financial Field: 2-0 at SoFi Stadium: 0-0

Date	Site	Result	Score	Date	Site	Result	Score	Date	Site	Result	Score
S-21-37	Phila	L	3-21	N-22-59	Phila	W	23-20	D-03-98	Phila	W	17-14
D-03-39	(Col.)	L	13-35	N-08-64	LA	L	10-20	J-02-00	Phila	W	38-31
S-22-40	Clev	L	13-21	N-12-67	LA	L	17-33	S-09-01	Phila	L	17-20 (OT)
S-20-42	Akron	L	14-24	N-16-69	Phila	L	17-23	J-27-02	StL (c)	L	24-29
D-10-44	Phila	W	26-13	O-15-72	Phila	L	3-34	D-01-02	Phila	W	10-3
O-28-45	Phila	W	28-14	N-03-75	Phila	L	3-42	D-27-04	StL	L	7-20
S-29-46	LA	W	25-14	S-25-77	LA	L	0-20	D-18-05	StL	W	17-16
O-26-47	Phila	W	14-7	S-03-78	Phila	L	14-16	S-07-08	Phila	W	38-3
O-03-48	LA	T	28-28	D-04-83	Phila	W	13-9	S-11-11	StL	W	31-13
N-06-49	Phila	W	38-14	S-15-85	Phila	L	6-17	O-05-14	Phila	W	34-28
D-18-49	LA (c)	W	14-0	S-28-86	Phila	W	34-20	D-11-17	LA	W	43-35
O-07-50	Phila	W	56-20	N-06-88	Phila	W	30-24	D-16-18	LA	W	30-23
N-27-55	Phila	L	21-23	D-31-89	Phila (w)	L	7-21				
S-30-56	LA	L	7-27	S-23-90	LA	W	27-21				
S-29-57	LA	L	13-17	O-29-95	Phila	W	20-9				

Note: Franchise in Cleveland prior to 1946, Los Angeles from 1946-94 and St. Louis from 1995-2015

c - NFL Championship in 1949, NFC Championship in 2002

TEAM-BY-TEAM RESULTS



MIAMI DOLPHINS

Overall: 6-9 Home: 4-3 Away: 2-6 Playoffs: 0-0

at Lincoln Financial Field: 1-1 at Hard Rock Stadium: 2-3

Date	Site	Result	Score	Date	Site	Result	Score	Date	Site	Result	Score
N-08-70	Phila	W	24-17	D-09-90	Mia	L	20-23 (OT)	D-11-11	Mia	W	26-10
O-12-75	Mia	L	16-24	N-14-93	Phila	L	14-19	N-15-15	Phila	L	19-20
S-24-78	Phila	W	17-3	O-20-96	Phila	W	35-28	D-01-19	Mia	L	31-37
N-30-81	Mia	L	10-13	O-24-99	Mia	L	13-16				
N-11-84	Mia	L	23-24	D-15-03	Mia	W	34-27				
D-13-87	Phila	L	10-28	N-18-07	Phila	W	17-7				

MINNESOTA VIKINGS

Overall: 14-15 Home: 10-7 Away: 4-8 Playoffs: 4-0

at Lincoln Financial Field: 4-2 at U.S. Bank Stadium: 0-1

Date	Site	Result	Score	Date	Site	Result	Score	Date	Site	Result	Score
O-28-62	Min	L	21-31	D-01-85	Phila	L	23-28	J-04-09	Min (w)	W	26-14
D-16-63	Phila	L	13-34	D-22-85	Min	W	37-35	D-28-10	Phila	L	14-24
D-15-68	Phila	L	17-24	S-25-88	Min	L	21-23	D-15-13	Min	L	30-48
O-10-71	Phila	L	0-13	N-19-89	Phila	W	10-9	O-23-16	Phila	W	21-10
O-21-73	Min	L	21-28	O-15-90	Phila	W	32-24	J-21-18	Phila (c)	W	38-7
O-24-76	Phila	L	12-31	D-06-92	Phila	W	28-17	O-07-18	Phila	L	21-23
D-03-78	Min	L	27-28	S-28-97	Min	L	19-28	O-13-19	Min	L	20-38
S-14-80	Min	W	42-7	N-11-01	Phila	W	48-17				
J-03-81	Phila (d)	W	31-16	S-20-04	Phila	W	27-16				
O-18-81	Min	L	23-35	J-16-05	Phila (d)	W	27-14				
S-09-84	Phila	W	19-17	O-28-07	Min	W	23-16				

NEW ENGLAND PATRIOTS

Overall: 8-7 Home: 5-3 Away: 3-4 Playoffs: 1-1

at Lincoln Financial Field: 0-3 at Gillette Stadium: 1-1

Date	Site	Result	Score	Date	Site	Result	Score	Date	Site	Result	Score
N-04-73	Phila	W	24-23	N-04-90	Phila	W	48-20	D-06-15	NE	W	35-28
N-27-77	NE	L	6-14	D-19-99	Phila	W	24-9	F-04-18	Min (s)	W	41-33
O-08-78	NE	L	14-24	S-14-03	Phila	L	10-31	N-17-19	Phila	L	10-17
S-13-81	Phila	W	13-3	F-06-05	Jax (s)	L	21-24				
D-09-84	Phila	W	27-17	N-25-07	NE	L	28-31				
N-29-87	NE	W	34-31 (OT)	N-27-11	Phila	L	20-38				

NEW ORLEANS SAINTS

Overall: 17-15 Home: 9-4 Away: 8-11 Playoffs: 1-3

at Lincoln Financial Field: 2-2 at Mercedes-Benz Superdome: 8-7

Date	Site	Result	Score	Date	Site	Result	Score	Date	Site	Result	Score
N-05-67	NO	L	24-31	D-11-83	Phila	L	17-20 (OT)	J-13-07	NO (d)	L	24-27
N-19-67	Phila	W	48-21	O-06-85	NO	L	21-23	D-23-07	NO	W	38-23
D-08-68	Phila	W	29-17	S-20-87	Phila	W	27-17	S-20-09	Phila	L	22-48
O-26-69	Phila	W	13-10	D-18-89	NO	L	20-30	N-05-12	NO	L	13-28
N-30-69	NO	L	17-26	O-13-91	Phila	L	6-13	J-04-14	Phila (w)	L	24-26
O-29-72	NO	L	3-21	S-06-92	Phila	W	15-13	O-11-15	Phila	W	39-17
O-27-74	NO	L	10-14	J-03-93	NO (w)	W	36-20	N-18-18	NO	L	48-7
N-06-77	Phila	W	28-7	D-26-93	Phila	W	37-26	J-13-19	NO (d)	L	14-20
S-17-78	NO	W	24-17	O-01-95	NO	W	15-10				
S-16-79	NO	W	26-14	S-24-00	NO	W	21-7				
N-09-80	NO	W	34-21	N-23-03	Phila	W	33-20				
O-11-81	NO	W	31-14	O-16-06	NO	L	24-27				

TEAM-BY-TEAM RESULTS



NEW YORK GIANTS

Overall: 88-86-2 Home: 48-38-1 Away: 40-48-1 Playoffs: 2-2

at Lincoln Financial Field: 12-6 at MetLife Stadium: 8-2

Date	Site	Result	Score	Date	Site	Result	Score	Date	Site	Result	Score
O-15-33	NY	L	0-56	S-29-63	Phila	L	14-37	N-21-93	Phila	L	3-7
D-10-33	Phila	L	14-20	N-10-63	NY	L	14-42	S-04-94	NY	L	23-28
O-28-34	NY	L	0-17	S-13-64	Phila	W	38-7	D-18-94	Phila	L	13-16
D-03-34	Phila	W	6-0	O-18-64	NY	W	23-17	O-15-95	NY	W	17-14
N-24-35	NY	L	0-10	S-26-65	Phila	L	14-16	N-19-95	Phila	W	28-19
D-01-35	Phila	L	14-21	O-17-65	NY	L	27-35	O-13-96	NY	W	19-10
S-13-36	Phila	W	10-7	S-25-66	Phila	W	35-17	D-01-96	Phila	W	24-0
O-25-36	NY	L	17-21	O-23-66	NY	W	31-3	A-31-97	NY	L	17-31
O-03-37	Phila	L	7-16	N-26-67	NY	L	7-44	D-07-97	Phila	L	21-31
O-17-37	NY	L	0-21	S-22-68	Phila	L	25-34	N-22-98	NY	L	0-20
S-25-38	Phila	W	14-10	N-17-68	NY	L	6-7	D-27-98	Phila	L	10-21
O-16-38	NY	L	7-17	N-02-69	NY	W	23-20	O-03-99	NY	L	15-16
S-24-39	Phila	L	3-13	O-11-70	NY	L	23-30	O-31-99	Phila	L	17-23 (OT)
O-15-39	NY	L	10-27	N-23-70	Phila	W	23-20	S-10-00	Phila	L	18-33
S-28-40	Phila	L	14-20	O-24-71	Phila	W	23-7	O-29-00	NY	L	7-24
O-13-40	NY	L	7-17	D-19-71	NY	W	41-28	J-07-01 d NY L 10-20			
S-13-41	Phila	L	0-24	O-02-72	Phila	L	12-27	O-22-01	NY	W	10-9
O-12-41	NY	L	0-16	N-26-72	NY	L	10-62	D-30-01	Phila	W	24-21
O-11-42	NY	L	17-35	S-23-73	NY	T	23-23	O-28-02	Phila	W	17-3
N-08-42	Phila	L	0-14	N-25-73	Phila	W	20-16	D-28-02	NY	L	7-10 (OT)
O-09-43	Phila	W	28-14	O-13-74	Phila	W	35-7	O-19-03	NY	W	14-10
O-24-43	NY	L	14-42	D-08-74	New Haven	W	20-7	N-16-03	Phila	W	28-10
O-29-44	NY	W	24-17	S-21-75	Phila	L	14-23	S-12-04	Phila	W	31-17
N-12-44	Phila	T	21-21	N-16-75	NY	W	13-10	N-28-04	NY	W	27-6
N-11-45	Phila	W	38-17	S-19-76	Phila	W	20-7	N-20-05	NY	L	17-27
D-02-45	NY	L	21-28	O-31-76	NY	W	10-0	D-11-05	Phila	L	23-26 (OT)
N-03-46	Phila	W	24-14	O-09-77	NY	W	28-10	S-17-06	Phila	L	23-30 (OT)
N-10-46	NY	L	17-45	D-11-77	Phila	W	17-14	D-17-06	NY	W	36-22
O-05-47	Phila	W	23-0	N-19-78	NY	W	19-17	J-07-07 w Phila W 23-20			
N-09-47	NY	W	41-24	D-17-78	Phila	W	20-3	S-30-07	NY	L	3-16
O-10-48	Phila	W	45-0	S-02-79	Phila	W	23-17	D-09-07	Phila	L	13-16
N-07-48	NY	W	35-14	S-23-79	NY	W	17-13	N-09-08	Phila	L	31-36
D-04-49	NY	W	24-3	S-22-80	Phila	W	35-3	D-07-08	NY	W	20-14
D-11-49	Phila	W	17-3	O-12-80	NY	W	31-16	J-11-09 d NY W 23-11			
N-26-50	NY	L	3-7	S-06-81	NY	W	24-10	N-1-09	Phila	W	40-17
D-10-50	Phila	L	7-9	N-22-81	Phila	L	10-20	D-13-09	NY	W	45-38
O-21-51	NY	L	24-26	D-27-81 w Phila L 21-27				N-21-10	Phila	W	27-17
D-09-51	Phila	L	7-23	D-11-82	NY	L	7-23	D-19-10	NY	W	38-31
O-04-52	Phila	L	7-31	J-22-83	Phila	L	24-26	S-25-11	Phila	L	16-29
O-26-52	NY	W	14-10	O-09-83	NY	W	17-13	N-20-11	NY	W	17-10
N-08-53	Phila	W	30-7	N-20-83	Phila	L	0-23	S-30-12	Phila	W	19-17
N-29-53	NY	L	28-37	S-02-84	NY	L	27-28	D-30-12	NY	L	7-42
N-14-54	NY	L	14-27	O-21-84	Phila	W	24-10	O-06-13	NY	W	36-21
D-12-54	Phila	W	29-14	S-08-85	NY	L	0-21	O-27-13	Phila	L	7-15
S-24-55	Phila	W	27-17	S-29-85	Phila	L	10-16 (OT)	O-12-14	Phila	W	27-0
N-20-55	NY	L	7-31	O-12-86	NY	L	3-35	D-28-14	NY	W	34-26
O-28-56	NY	L	3-20	N-09-86	Phila	L	14-17	O-19-15	Phila	W	27-7
D-15-56	Phila	L	7-21	N-15-87	Phila	L	17-20	J-3-16	NY	W	35-30
O-05-57	Phila	L	20-24	D-06-87	NY	L	20-23 (OT)	N-6-16	NY	L	23-28
N-17-57	NY	L	0-13	O-10-88	Phila	W	24-13	D-22-16	Phila	W	24-19
O-05-58	Phila	W	27-24	N-20-88	NY	W	23-17 (OT)	S-24-17	Phila	W	27-24
N-30-58	NY	L	10-24	O-08-89	Phila	W	21-19	D-17-17	NY	W	34-29
O-04-59	Phila	W	49-21	D-03-89	NY	W	24-17	O-11-18	NY	W	34-13
O-18-59	NY	L	7-24	S-09-90	NY	L	20-27	N-25-18	Phila	W	25-22
N-20-60	NY	W	17-10	N-25-90	Phila	W	31-13	D-9-19	Phila	W	23-17
N-27-60	Phila	W	31-23	N-04-91	Phila	W	30-7	D-29-19	NY	W	34-17
N-12-61	NY	L	21-38	D-08-91	NY	W	19-14				
D-10-61	Phila	L	24-28	N-22-92	NY	W	47-34				
S-23-62	Phila	L	13-29	D-27-92	Phila	W	20-10				
N-18-62	NY	L	14-19	O-17-93	NY	L	10-21				

TEAM-BY-TEAM RESULTS



NEW YORK JETS

Overall: 11-0 Home: 6-0 Away: 5-0 Playoffs: 0-0

at Lincoln Financial Field: 3-0 at MetLife Stadium: 1-0

Date	Site	Result	Score	Date	Site	Result	Score	Date	Site	Result	Score
D-09-73	Phila	W	24-23	O-03-93	NY	W	35-30	D-18-11	Phila	W	45-19
D-18-77	Phila	W	27-0	D-14-96	NY	W	21-20	S-27-15	NY	W	24-17
N-12-78	Phila	W	17-9	O-26-03	Phila	W	24-17	10-06-19	NY	W	31-6
D-20-87	NY	W	38-27	O-14-07	NY	W	16-9				

PITTSBURGH STEELERS

Overall: 48-28-3 Home: 26-8-2 Away: 22-20-1 Playoffs: 1-0

at Lincoln Financial Field: 2-0 at Heinz Field: 0-2

Date	Site	Result	Score	Date	Site	Result	Score	Date	Site	Result	Score
N-19-33	Phila	W	25-6	N-28-48	Phila	W	17-0	O-06-62	Pit	L	7-13
S-26-34	Pit	W	17-0	O-30-49	Pit	W	38-7	D-09-62	Phila	L	17-26
O-07-34	Phila	L	7-9	N-27-49	Phila	W	34-17	S-15-63	Phila	T	21-21
S-13-35	Phila	L	7-17	O-22-50	Pit	W	17-10	D-01-63	Pit	T	20-20
O-09-35	Pit	W	17-6	N-05-50	Phila	L	7-9	O-04-64	Phila	W	21-7
O-14-36	Pit	L	0-17	N-04-51	Pit	W	34-13	O-25-64	Pit	W	34-10
N-05-36	Johnstown	L	0-6	N-25-51	Phila	L	13-17	O-24-65	Phila	L	14-20
S-05-37	Pit	L	14-27	S-28-52	Pit	W	31-25	D-12-65	Pit	W	47-13
O-31-37	Pit	L	7-16	O-12-52	Phila	W	26-21	O-16-66	Pit	W	31-14
S-16-38	Buffalo	W	27-7	O-17-53	Phila	W	23-17	D-04-66	Phila	W	27-23
N-20-38	WV	W	14-7	N-01-53	Pit	W	35-7	O-01-67	Phila	W	34-24
N-23-39	Phila	W	17-14	O-09-54	Phila	W	24-22	O-27-68	Pit	L	3-6
N-26-39	Pit	L	12-24	O-23-54	Pit	L	7-17	S-28-69	Phila	W	41-27
N-10-40	Pit	L	3-7	O-15-55	Pit	L	7-13	D-20-70	Phila	W	30-20
N-28-40	Phila	W	7-0	O-30-55	Phila	W	24-0	N-03-74	Pit	L	0-27
S-21-41	Pit	W	10-7	O-14-56	Pit	W	35-21	S-30-79	Phila	W	17-14
N-09-41	Phila	T	7-7	N-11-56	Phila	W	14-7	N-13-88	Pit	W	27-26
S-13-42	Pit	W	24-14	O-27-57	Pit	L	0-6	S-22-91	Phila	W	23-14
O-18-42	Phila	L	0-14	D-01-57	Phila	W	7-6	D-11-94	Pit	L	3-14
N-04-45	Pit	W	45-3	O-12-58	Pit	L	3-24	N-23-97	Phila	W	23-20
N-18-45	Phila	W	30-6	N-09-58	Phila	L	24-31	N-12-00	Pit	W	26-23 (OT)
N-17-46	Pit	L	7-10	O-11-59	Phila	W	28-24	N-07-04	Pit	L	3-27
D-01-46	Phila	W	10-7	N-29-59	Pit	L	0-31	S-21-08	Phila	W	15-6
O-19-47	Pit	L	24-35	N-06-60	Phila	W	34-7	O-7-12	Pit	L	14-16
N-30-47	Phila	W	21-0	D-11-60	Pit	L	21-27	S-25-16	Phila	W	34-3
D-21-47	Pit (d)	W	21-0	O-08-61	Phila	W	21-16				
O-31-48	Pit	W	34-7	D-03-61	Pit	W	35-24				

Note: Steelers known as Pirates prior to 1941

TEAM-BY-TEAM RESULTS



SAN FRANCISCO 49ERS

Overall: 13-19-1 Home: 5-10-1 Away: 8-9 Playoffs: 0-1

at Lincoln Financial Field: 3-2 at Levi's Stadium: 0-1

Date	Site	Result	Score	Date	Site	Result	Score	Date	Site	Result	Score
O-06-51	Phila	W	21-14	S-03-83	SF	W	22-17	D-21-03	Phila	L	28-31 (OT)
S-27-53	SF	L	21-31	S-23-84	Phila	L	9-21	S-18-05	Phila	W	42-3
N-25-56	Phila	T	10-10	N-03-85	SF	L	13-24	S-24-06	SF	W	38-24
O-19-58	Phila	L	24-30	S-24-89	Phila	L	28-38	O-12-08	SF	W	40-26
S-27-59	SF	L	14-24	O-27-91	Phila	L	7-23	D-20-09	Phila	W	27-13
S-20-64	Phila	L	24-28	N-29-92	SF	L	14-20	O-10-10	SF	W	27-24
N-20-66	SF	W	35-34	J-03-94	SF	W	37-34 (OT)	O-02-11	Phila	L	23-24
O-15-67	Phila	L	27-28	O-02-94	SF	W	40-8	S-28-14	SF	L	21-26
D-21-69	SF	L	13-14	D-29-96	SF (w)	L	0-14	O-29-17	Phila	W	33-10
O-03-71	Phila	L	3-31	N-10-97	Phila	L	14-24				
D-02-73	SF	L	28-38	D-22-01	SF	L	3-13				
N-30-75	Phila	W	27-17	N-25-02	SF	W	38-17				

SEATTLE SEAHAWKS

Overall: 7-11 Home: 2-6 Away: 5-5 Playoffs: 0-1

at Lincoln Financial Field: 0-5 at CenturyLink Field: 2-3

Date	Site	Result	Score	Date	Site	Result	Score	Date	Site	Result	Score
D-12-76	Phila	W	27-10	S-23-01	Sea	W	27-3	D-03-17	Sea	L	10-24
N-02-80	Sea	W	27-20	D-08-02	Sea	W	27-20	N-24-19	Phila	L	9-17
N-23-86	Sea	L	20-24	D-05-05	Phila	L	0-42	J-05-20	Phila (w)	L	9-17
S-10-89	Phila	W	31-7	D-02-07	Phila	L	24-28				
D-13-92	Sea	W	20-17 (OT)	N-02-08	Sea	W	26-7				
D-03-95	Sea	L	14-26	D-01-11	Sea	L	14-31				
D-03-95	Sea	L	14-26	D-07-14	Phila	L	14-24				
S-06-98	Phila	L	0-38	N-20-16	Sea	L	15-26				

TAMPA BAY BUCCANEERS

Overall: 10-9 Home: 6-5 Away: 4-4 Playoffs: 2-2

at Lincoln Financial Field: 1-2 at Raymond James Stadium: 3-2

Date	Site	Result	Score	Date	Site	Result	Score	Date	Site	Result	Score
S-18-77	Phila	W	13-3	D-31-00	Phila (w)	W	21-3	O-11-09	Phila	W	33-14
D-29-79	TB (d)	L	17-24	J-06-02	TB	W	17-13	D-09-12	TB	W	23-21
O-25-81	Phila	W	20-10	J-12-02	Phila (w)	W	31-9	O-13-13	TB	W	31-20
S-04-88	TB	W	41-14	O-20-02	Phila	W	20-10	N-22-15	Phila	L	17-45
O-06-91	TB	L	13-14	J-19-03	Phila (c)	L	10-27	S-16-18	TB	L	21-27
S-03-95	Phila	L	6-21	S-08-03	Phila	L	0-17				
S-19-99	Phila	L	5-19	O-22-06	TB	L	21-23				

TENNESSEE TITANS

Overall: 7-5 Home: 4-2 Away: 3-3 Playoffs: 0-0

at Lincoln Financial Field: 1-1 at Nissan Stadium: 0-3

Date	Site	Result	Score	Date	Site	Result	Score	Date	Site	Result	Score
N-12-72	Hou	W	18-17	O-24-94	Phila	W	21-6	N-23-14	Phila	W	43-24
D-16-79	Hou	W	26-20	D-03-00	Phila	L	13-15	S-30-18	Ten	L	23-26 (OT)
D-19-82	Phila	W	35-14	S-08-02	Ten	L	24-27				
O-02-88	Phila	W	32-23	N-19-06	Phila	L	13-31				
D-02-91	Hou	W	13-6	O-24-10	Ten	L	19-37				

TEAM-BY-TEAM RESULTS



WASHINGTON

Overall: 80-86-6 Home: 41-42-3 Away: 39-44-3 Playoffs: 0-1

at Lincoln Financial Field: 10-7 at FedExField: 14-9

Date	Site	Result	Score	Date	Site	Result	Score	Date	Site	Result	Score
O-21-34	Bos	L	0-6	O-11-64	Was	L	20-35	S-19-93	Phila	W	34-31
N-18-34	Phila	L	7-14	N-01-64	Phila	L	10-21	N-28-93	Was	W	17-14
N-03-35	Bos	W	7-6	O-31-65	Was	L	21-23	O-09-94	Phila	W	21-17
S-20-36	Phila	L	3-26	N-14-65	Phila	W	21-14	O-30-94	Was	W	31-29
O-18-36	Bos	L	7-17	O-30-66	Phila	L	13-27	O-08-95	Phila	W	37-34 (OT)
O-10-37	Was	W	14-0	D-18-66	Was	W	37-28	N-26-95	Was	W	14-7
O-24-37	Phila	L	7-10	S-17-67	Phila	W	35-24	S-01-96	Was	W	17-14
S-11-38	Phila	L	23-26	D-03-67	Was	T	35-35	N-17-96	Phila	L	21-26
O-23-38	Was	L	14-20	O-06-68	Was	L	14-17	O-05-97	Phila	W	24-10
S-17-39	Phila	L	0-7	N-10-68	Phila	L	10-16	D-21-97	Was	L	32-35
N-05-39	Was	L	6-7	N-09-69	Was	T	28-28	O-11-98	Phila	W	17-12
O-20-40	Phila	L	17-34	D-07-69	Phila	L	29-34	N-15-98	Was	L	3-28
D-01-40	Was	L	6-13	O-04-70	Phila	L	21-33	N-14-99	Phila	W	35-28
O-19-41	Phila	L	17-21	D-13-70	Was	L	6-24	N-28-99	Was	L	17-20 (OT)
D-07-41	Was	L	14-20	N-07-71	Was	T	7-7	O-08-00	Phila	L	14-17
O-04-42	Phila	L	10-14	N-28-71	Phila	L	13-20	N-26-00	Was	W	23-20
N-01-42	Was	L	27-30	O-08-72	Was	L	0-14	N-25-01	Phila	L	3-13
N-07-43	Phila	T	14-14	D-03-72	Phila	L	7-23	D-16-01	Was	W	20-6
N-28-43	Was	W	27-14	S-30-73	Phila	L	7-28	S-16-02	Was	W	37-7
O-08-44	Phila	T	31-31	D-16-73	Was	L	20-38	D-15-02	Phila	W	34-21
N-19-44	Was	W	37-7	N-10-74	Phila	L	20-27	O-05-03	Phila	W	27-25
O-21-45	Was	L	14-24	N-24-74	Was	L	7-26	D-27-03	Was	W	31-7
N-24-45	Phila	W	16-0	O-05-75	Phila	W	26-10	N-21-04	Phila	W	28-6
O-27-46	Was	W	28-24	D-21-75	Was	W	26-3	D-12-04	Was	W	17-14
N-24-46	Phila	L	10-27	S-27-76	Phila	L	17-20 (OT)	N-06-05	Was	L	10-17
S-28-47	Phila	W	45-42	N-28-76	Was	L	0-24	J-01-06	Phila	L	20-31
N-02-47	Was	W	38-14	O-30-77	Was	L	17-23	N-12-06	Phila	W	27-3
O-17-48	Was	W	45-0	N-13-77	Phila	L	14-17	D-10-06	Was	W	21-19
N-21-48	Phila	W	42-21	S-10-78	Was	L	30-35	S-17-07	Phila	L	12-20
O-23-49	Phila	W	49-14	O-15-78	Phila	W	17-10	N-11-07	Was	W	33-25
N-13-49	Was	W	44-21	O-07-79	Phila	W	28-17	O-5-08	Phila	L	17-23
O-29-50	Phila	W	35-3	O-21-79	Was	L	7-17	D-21-08	Was	L	3-10
N-12-50	Was	W	33-0	O-05-80	Phila	W	24-14	O-26-09	Was	W	27-17
O-28-51	Phila	L	23-27	N-16-80	Was	W	24-0	N-29-09	Phila	W	27-24
D-02-51	Was	W	35-21	S-27-81	Phila	W	36-13	O-3-10	Phila	L	12-17
N-09-52	Phila	W	38-20	D-06-81	Was	L	13-15	N-15-10	Was	W	59-28
D-14-52	Was	L	21-27	S-12-82	Phila	L	34-37 (OT)	O-16-11	Was	W	20-13
O-02-53	Phila	T	21-21	N-28-82	Was	L	9-13	J-01-12	Phila	W	34-10
D-06-53	Was	L	0-10	S-11-83	Phila	L	13-23	N-18-12	Was	L	6-31
O-17-54	Was	W	49-21	N-27-83	Was	L	24-28	D-23-12	Phila	L	20-27
N-28-54	Phila	W	41-33	S-30-84	Was	L	0-20	S-09-13	Was	W	33-27
O-01-55	Phila	L	30-31	N-18-84	Phila	W	16-10	N-17-13	Phila	W	24-16
N-06-55	Was	L	21-34	S-22-85	Was	W	19-6	S-21-14	Phila	W	37-34
O-06-56	Phila	W	13-9	D-08-85	Phila	L	12-17	D-20-14	Was	L	24-27
D-09-56	Was	L	17-19	S-07-86	Was	L	14-41	O-4-15	Was	L	20-23
N-24-57	Phila	W	21-12	D-21-86	Phila	L	14-21	D-26-15	Phila	L	24-38
D-08-57	Was	L	7-42	S-13-87	Was	L	24-34	O-16-16	Was	L	20-27
S-28-58	Phila	L	14-24	N-08-87	Phila	W	31-27	D-11-16	Phila	L	22-27
D-14-58	Was	L	0-20	S-19-88	Was	L	10-17	S-10-17	Was	W	30-17
N-01-59	Phila	W	30-23	D-04-88	Phila	L	19-20	O-23-17	Phila	W	34-24
D-06-59	Was	W	34-14	S-17-89	Was	W	42-37	D-03-18	Phila	W	28-13
N-13-60	Phila	W	19-13	N-12-89	Phila	L	3-10	D-30-18	Was	W	24-0
D-18-60	Was	W	38-28	O-21-90	Was	L	7-13	S-08-19	Phila	W	32-27
S-24-61	Phila	W	14-7	N-12-90	Phila	W	28-14	D-15-19	Was	W	37-27
O-29-61	Was	W	27-24	J-05-91	Phila (f)	L	6-20				
O-21-62	Phila	L	21-27	S-30-91	Was	L	0-23				
D-02-62	Was	W	37-14	D-22-91	Phila	W	24-22				
O-13-63	Was	W	37-24	O-18-92	Was	L	12-16				
N-24-63	Phila	L	10-13	D-20-92	Phila	W	17-13				

PRESEASON RESULTS



ALL-TIME PRESEASON RESULTS

2019 (1-3)

A-08 Tennessee.....L, 10-27
A-15 at Jacksonville.....W, 24-10
A-22 Baltimore.....L, 15-26
A-29 at NY Jets.....L, 0-6

2018 (1-3)

A-09 Pittsburgh.....L, 14-31
A-16 at New England.....L, 20-37
A-23 at Cleveland.....L, 0-5
A-30 NY Jets.....W, 10-9

2017 (2-2)

A-10 at Green Bay.....L, 9-24
A-17 Buffalo.....W, 20-16
A-24 Miami.....W, 38-31
A-31 at NY Jets.....L, 10-16

2016 (4-0)

A-11 Tampa Bay.....W, 17-9
A-18 at Pittsburgh.....W, 17-0
A-27 at Indianapolis.....W, 33-23
S-01 NY Jets.....W, 14-6

2015 (3-1)

A-16 Indianapolis.....W, 36-10
A-22 Baltimore.....W, 40-17
A-29 at Green Bay.....W, 39-26
S-03 at NY Jets.....L, 18-24

2014 (2-2)

A-08 at Chicago.....L, 28-34
A-15 at New England.....L, 35-42
A-21 Pittsburgh.....W, 31-21
A-28 NY Jets.....W, 37-7

2013 (2-2)

A-09 New England.....L, 22-31
A-15 Carolina.....W, 14-9
A-24 at Jacksonville.....W, 31-24
A-29 at NY Jets.....L, 20-27

2012 (4-0)

A-09 Pittsburgh.....W, 24-23
A-20 at New England.....W, 27-17
A-24 at Cleveland.....W, 27-10
A-30 NY Jets.....W, 28-10

2011 (3-1)

A-11 Baltimore.....W, 13-6
A-18 at Pittsburgh.....L, 14-24
A-25 Cleveland.....W, 24-14
S-01 at NY Jets.....W, 24-14

2010 (2-2)

A-13 Jacksonville.....W, 28-27
A-20 at Cincinnati.....L, 9-22
A-27 at Kansas City.....W, 20-17
S-02 NY Jets.....L, 17-21

2009 (1-3)

A-13 New England.....L, 25-27
A-20 at Indianapolis.....L, 15-23
A-27 Jacksonville.....W, 33-32
S-03 at NY Jets.....L, 27-38

2008 (2-2)

A-08 at Pittsburgh.....L, 10-16
A-14 Carolina.....W, 24-13
A-22 at New England.....W, 27-17
A-28 NY Jets.....L, 20-27

2007 (1-3)

A-13 at Baltimore.....L, 3-29
A-17 Carolina.....W, 27-10
A-26 at Pittsburgh.....L, 13-27
A-30 NY Jets.....L, 11-13

2006 (2-3)

A-06 Oakland (Canton, OH).....L, 10-16
A-10 Cleveland.....W, 20-7
A-17 at Baltimore.....L, 10-20
A-25 Pittsburgh.....W, 16-7
S-01 at NY Jets.....L, 17-20

2005 (2-2)

A-15 at Pittsburgh.....L, 31-38
A-20 at Baltimore.....W, 20-14
A-26 Cincinnati.....W, 27-17
S-01 NY Jets.....L, 14-37

2004 (1-3)

A-13 at New England.....L, 6-24
A-20 Baltimore.....W, 26-17
A-26 Pittsburgh.....L, 21-27
S-03 at NY Jets.....L, 27-28

2003 (2-2)

A-11 at New Orleans.....W, 27-17
A-16 at Pittsburgh.....W, 21-16
A-22 New England.....L, 12-24
A-28 NY Jets.....L, 9-17

2002 (1-3)

A-10 Green Bay.....W, 20-13
A-17 at New England.....L, 15-16
A-23 Baltimore.....L, 12-13
A-30 at NY Jets.....L, 16-23

2001 (2-1)

A-13 Baltimore.....Canceled
A-18 at Buffalo.....L, 3-6
A-23 at Tennessee.....W, 20-14
A-30 NY Jets.....W, 13-12

2000 (1-3)

J-30 at Cleveland.....L, 22-33
A-05 at Baltimore.....L, 13-16
A-18 Tennessee.....W, 34-32
A-24 Buffalo.....L, 12-16

1999 (1-3)

A-12 Baltimore.....L, 7-10
A-20 at NY Jets.....L, 9-10
A-26 at Minnesota.....L, 13-17
S-02 Cleveland.....W, 30-17

1998 (1-3)

A-06 NY Jets.....L, 15-29
A-14 Pittsburgh.....W, 21-17
A-24 at Baltimore.....L, 6-23
A-29 at New England.....L, 7-24

1997 (1-3)

A-02 at NY Jets.....L, 17-31
A-11 at Pittsburgh.....L, 26-42
A-16 Baltimore.....W, 24-13
A-21 New England.....L, 14-28

1996 (2-2)

A-03 at Baltimore.....L, 9-17
A-08 NY Jets.....W, 30-16
A-18 at New England.....L, 10-37
A-23 Pittsburgh.....W, 20-19

1995 (4-0)

A-05 Atlanta.....W, 25-17
A-12 NY Jets (Jackson, MS).....W, 13-10
A-17 New England.....W, 31-7
A-24 at Pittsburgh.....W, 16-6

1994 (1-3)

A-05 at Chicago.....L, 6-12
A-13 NY Jets.....L, 24-34
A-20 Cincinnati.....W, 17-7
A-26 at Atlanta.....L, 12-20

1993 (3-2)

A-01 New Orleans (Tokyo).....L, 16-28
A-08 Chicago.....W, 13-9
A-13 at NY Jets.....W, 24-13
A-21 Atlanta.....W, 37-20
A-27 at Cincinnati.....L, 3-23

1992 (2-3)

A-01 NY Jets (Canton, OH).....L, 14-41
A-08 at Pittsburgh.....W, 35-33
A-15 Cincinnati.....W, 27-17
A-23 at Atlanta.....L, 10-20
A-27 NY Jets.....L, 13-22

1991 (4-1)

J-28 Buffalo (London).....L, 13-17
A-03 at NY Jets.....W, 24-10
A-10 at Cincinnati.....W, 29-24
A-17 Pittsburgh.....W, 21-20
A-23 Indianapolis.....W, 23-21

1990 (2-2)

A-11 NY Jets.....L, 6-17
A-18 Miami.....W, 23-14
A-27 at Indianapolis.....W, 17-16
S-01 at Pittsburgh.....L, 10-20



ALL-TIME PRESEASON RESULTS (CONTINUED)

1989 (4-1)

A-06 Cleveland (London).....W, 17-13
A-12 Atlanta.....W, 23-17
A-20 NY Jets (Raleigh, NC)L, 10-19
A-26 PittsburghW, 38-14
S-02 at Miami.....W 20-10

1988 (2-2)

A-06 NY JetsW, 23-12
A-14 at Pittsburgh.....L, 16-21
A-20 New EnglandL, 21-24
A-25 at Detroit.....W, 27-9

1987 (1-3)

A-15 at NY Jets.....L, 10-13
A-23 at New EnglandW, 19-13
A-29 MiamiL, 3-35
S-03 DetroitL, 3-36

1986 (1-3)

A-08 at Detroit.....W, 17-9
A-16 at San Diego.....L, 38-45
A-23 MiamiL, 15-20
A-28 NY JetsL, 30-37

1985 (3-1)

A-10 at NY Jets.....W, 37-17
A-17 at Cleveland.....L, 14-28
A-23 LA Rams (Columbus, OH).....W, 14-12
A-29 DetroitW, 20-16

1984 (2-2)

A-04 at Detroit.....L, 14-17
A-11 at Pittsburgh.....L, 17-20
A-18 at MinnesotaW, 31-10
A-23 Cleveland.....W, 20-19

1983 (3-1)

A-05 DetroitW, 21-17
A-13 at San Diego.....W, 21-20
A-20 at Green BayW, 27-14
A-25 PittsburghL, 3-10

1982 (1-3)

A-14 at Tampa Bay.....L, 7-35
A-20 New EnglandW, 14-7
A-27 at AtlantaL, 21-24
S-04 at Pittsburgh.....L, 24-27

1981 (2-2)

A-06 at HoustonL, 10-13
A-15 PittsburghW, 36-20
A-23 New Orleans (Syracuse, NY)W, 37-7
A-29 at NY JetsL, 3-14

1980 (3-1)

A-09 at BuffaloW, 24-9
A-15 NY JetsW, 28-13
A-24 at New EnglandW, 23-17
A-30 at Oakland.....L, 23-24

1979 (1-3)

A-03 at Baltimore.....L, 14-17
A-09 at Kansas City.....L, 21-24
A-17 BaltimoreW, 31-17
A-24 at Miami.....L, 13-14

1978 (4-1)

J-29 Miami (Canton, OH).....W, 17-3
A-05 New Orleans (Mexico City).....L, 7-14
A-14 at HoustonW, 28-10
A-19 at AtlantaW, 24-7
A-25 NY JetsW, 14-0

1977 (3-3)

A-05 at NY Jets.....W, 21-3
A-13 at LA Rams.....L, 3-20
A-22 New EnglandW, 21-10
A-28 DenverW, 28-24
S-02 at Pittsburgh.....L, 13-21
S-09 at Green Bay.....L, 16-24

1976 (0-6)

J-31 at San Diego.....L, 7-20
A-09 PittsburghL, 7-14
A-14 at Miami.....L, 16-24
A-23 Cleveland.....L, 17-21
A-28 at MinnesotaL, 16-20
S-05 at New EnglandL, 7-20

PLAYOFF RESULTS



ALL-TIME PLAYOFF RESULTS

<u>Date</u>	<u>Playoff</u>	<u>Opponent</u>	<u>Result</u>	<u>Site</u>	<u>Attendance</u>	<u>Head Coach</u>
Sun., Dec. 21, 1947	NFL Divisional	Pittsburgh Steelers	W, 21-0	Pittsburgh	35,729	Greasy Neale
Sun., Dec. 28, 1947	NFL Championship	Chicago Cardinals	L, 21-28	Chicago	30,759	Greasy Neale
Sun., Dec. 19, 1948	NFL Championship	Chicago Cardinals	W, 7-0	Philadelphia	36,309	Greasy Neale
Sun., Dec. 18, 1949	NFL Championship	Los Angeles Rams	W, 14-0	Los Angeles	27,980	Greasy Neale
Mon., Dec. 26, 1960	NFL Championship	Green Bay Packers	W, 17-13	Philadelphia	67,325	Buck Shaw
Sun., Dec. 24, 1978	NFC Wild Card	Atlanta Falcons	L, 13-14	Atlanta	49,447	Dick Vermeil
Sun., Dec. 23, 1979	NFC Wild Card	Chicago Bears	W, 27-17	Philadelphia	69,397	Dick Vermeil
Sat., Dec. 29, 1979	NFC Divisional	Tampa Bay Buccaneers	L, 17-24	Tampa Bay	71,402	Dick Vermeil
Sat., Jan. 3, 1981	NFC Divisional	Minnesota Vikings	W, 31-16	Philadelphia	68,434	Dick Vermeil
Sun., Jan. 11, 1981	NFC Championship	Dallas Cowboys	W, 20-7	Philadelphia	70,696	Dick Vermeil
Sun., Jan. 25, 1981	Super Bowl 15	Oakland Raiders	L, 10-27	New Orleans	75,500	Dick Vermeil
Sun., Dec. 27, 1981	NFC Wild Card	New York Giants	L, 21-27	Philadelphia	71,611	Dick Vermeil
Sat., Dec. 31, 1988	NFC Divisional	Chicago Bears	L, 12-20	Chicago	65,534	Buddy Ryan
Sun., Dec. 31, 1989	NFC Wild Card	Los Angeles Rams	L, 7-21	Philadelphia	57,869	Buddy Ryan
Sat., Jan. 5, 1991	NFC Wild Card	Washington	L, 6-20	Philadelphia	65,287	Buddy Ryan
Sun., Jan. 3, 1993	NFC Wild Card	New Orleans Saints	W, 36-20	New Orleans	68,893	Rich Kotite
Sun., Jan. 10, 1993	NFC Divisional	Dallas Cowboys	L, 10-34	Dallas	63,721	Rich Kotite
Sat., Dec. 30, 1995	NFC Wild Card	Detroit Lions	W, 58-37	Philadelphia	66,099	Ray Rhodes
Sun., Jan. 7, 1996	NFC Divisional	Dallas Cowboys	L, 11-30	Dallas	64,371	Ray Rhodes
Sun., Dec. 29, 1996	NFC Wild Card	San Francisco 49ers	L, 0-14	San Francisco	56,460	Ray Rhodes
Sun., Dec. 31, 2000	NFC Wild Card	Tampa Bay Buccaneers	W, 21-3	Philadelphia	65,813	Andy Reid
Sun., Jan. 7, 2001	NFC Divisional	New York Giants	L, 10-20	New York	78,765	Andy Reid
Sat., Jan. 12, 2002	NFC Wild Card	Tampa Bay Buccaneers	W, 31-9	Philadelphia	65,847	Andy Reid
Sat., Jan. 19, 2002	NFC Divisional	Chicago Bears	W, 33-19	Chicago	66,944	Andy Reid
Sun., Jan. 27, 2002	NFC Championship	St. Louis Rams	L, 24-29	St. Louis	66,502	Andy Reid
Sat., Jan. 11, 2003	NFC Divisional	Atlanta Falcons	W, 20-6	Philadelphia	66,452	Andy Reid
Sun., Jan. 19, 2003	NFC Championship	Tampa Bay Buccaneers	L, 10-27	Philadelphia	66,713	Andy Reid
Sun., Jan. 11, 2004	NFC Divisional	Green Bay Packers	W, 20-17 (OT)	Philadelphia	67,707	Andy Reid
Sun., Jan. 18, 2004	NFC Championship	Carolina Panthers	L, 3-14	Philadelphia	67,862	Andy Reid
Sun., Jan. 16, 2005	NFC Divisional	Minnesota Vikings	W, 27-14	Philadelphia	67,722	Andy Reid
Sun., Jan. 23, 2005	NFC Championship	Atlanta Falcons	W, 27-10	Philadelphia	67,717	Andy Reid
Sun., Feb. 6, 2005	Super Bowl 39	New England Patriots	L, 21-24	Jacksonville	78,125	Andy Reid
Sun., Jan. 7, 2007	NFC Wild Card	New York Giants	W, 23-20	Philadelphia	69,094	Andy Reid
Sat., Jan. 13, 2007	NFC Divisional	New Orleans Saints	L, 24-27	New Orleans	70,001	Andy Reid
Sun., Jan. 4, 2009	NFC Wild Card	Minnesota Vikings	W, 26-14	Minneapolis	61,746	Andy Reid
Sun., Jan. 11, 2009	NFC Divisional	New York Giants	W, 23-11	New York	79,193	Andy Reid
Sun., Jan. 18, 2009	NFC Championship	Arizona Cardinals	L, 25-32	Glendale	70,650	Andy Reid
Sat., Jan. 9, 2010	NFC Wild Card	Dallas Cowboys	L, 14-34	Dallas	92,951	Andy Reid
Sun., Jan. 9, 2011	NFC Wild Card	Green Bay Packers	L, 16-21	Philadelphia	69,144	Andy Reid
Sat., Jan. 4, 2014	NFC Wild Card	New Orleans Saints	L, 24-26	Philadelphia	69,144	Chip Kelly
Sat., Jan. 13, 2018	NFC Divisional	Atlanta Falcons	W, 15-10	Philadelphia	69,596	Doug Pederson
Sun., Jan. 21, 2018	NFC Championship	Minnesota Vikings	W, 38-7	Philadelphia	69,596	Doug Pederson
Sun., Feb. 4, 2018	Super Bowl	New England Patriots	W, 41-33	Minneapolis	67,612	Doug Pederson
Sun., Jan. 6, 2019	NFC Wild Card	Chicago Bears	W, 16-15	Chicago	62,462	Doug Pederson
Sun., Jan. 13, 2019	NFC Divisional	New Orleans Saints	L, 14-20	New Orleans	73,027	Doug Pederson
Sun., Jan. 5, 2020	NFC Wild Card	Seattle Seahawks	L, 9-17	Philadelphia	69,796	Doug Pederson

PLAYOFF GAME BREAKDOWN

Overall Record.....	23-23	NFC Championship.....	3-4
Home.....	15-8	NFC Divisional.....	8-7
Road.....	7-13	NFC Wild Card.....	8-9
Super Bowl.....	1-2	Overtime.....	1-0
NFL Championship.....	3-1	Points Scored-Allowed.....	914-848



EAGLES ALL-TIME PRIMETIME GAMES

Date	Opponent	Result	Network	Date	Opponent	Result	Network
Mon., Nov. 23, 1970	NY Giants	W, 23-20	ABC	Mon., Nov. 14, 2005	Dallas	L, 20-21	ABC
Mon., Oct. 2, 1972	NY Giants	L, 12-27	ABC	Mon., Dec. 5, 2005	Seattle	L, 0-42	ABC
Mon., Sept. 23, 1974	Dallas	W, 13-10	ABC	Mon., Oct. 2, 2006	Green Bay	W, 31-9	ESPN
Mon., Nov. 3, 1975	LA Rams	L, 3-42	ABC	Sun., Nov. 26, 2006	at Indianapolis	L, 21-45	NBC
Mon., Sept. 27, 1976	Washington	L, 17-20 (OT)	ABC	Mon., Dec. 4, 2006	Carolina	W, 27-24	ESPN
Mon., Sept. 10, 1979	Atlanta	L, 10-14	ABC	Sat., Jan. 13, 2007	at N. Orleans (NFCD)	L, 24-27	FOX
Mon., Nov. 12, 1979	at Dallas	W, 31-21	ABC	Mon., Sept. 17, 2007	Washington	L, 12-20	ESPN
Mon., Sept. 22, 1980	NY Giants	W, 35-3	ABC	Sun., Sept. 30, 2007	at NY Giants	L, 3-16	NBC
Thurs., Sept. 17, 1981	at Buffalo	W, 20-14	ABC	Sun., Nov. 4, 2007	Dallas	L, 17-38	NBC
Mon., Oct. 5, 1981	Atlanta	W, 16-13	ABC	Sun., Nov. 25, 2007	at New England	L, 31-28	NBC
Mon., Nov. 30, 1981	at Miami	L, 10-13	ABC	Mon., Sept. 15, 2008	at Dallas	L, 37-41	ESPN
Mon., Oct. 10, 1988	NY Giants	W, 24-13	ABC	Sun., Sept. 28, 2008	at Chicago	L, 20-24	NBC
Mon., Oct. 2, 1989	at Chicago	L, 13-27	ABC	Sun., Nov. 9, 2008	NY Giants	L, 31-36	NBC
Mon., Dec. 18, 1989	at New Orleans	L, 20-30	ABC	Thurs., Nov. 27, 2008	Arizona	W, 48-20	NFLN
Sun., Sept. 9, 1990	at NY Giants	L, 20-27	TNT	Mon., Dec. 15, 2008	Cleveland	W, 30-10	ESPN
Mon., Oct. 15, 1990	Minnesota	W, 32-24	ABC	Mon., Oct. 26, 2009	at Washington	W, 27-17	ESPN
Mon., Nov. 12, 1990	Washington	W, 28-14	ABC	Sun., Nov. 8, 2009	Dallas	L, 16-20	NBC
Sun., Dec. 9, 1990	at Miami	L, 20-23	ESPN	Sun., Nov. 22, 2009	at Chicago	W, 24-20	NBC
Mon., Sept. 30, 1991	at Washington	L, 0-23	ABC	Sun., Dec. 13, 2009	at NY Giants	W, 45-38	NBC
Mon., Nov. 4, 1991	NY Giants	W, 30-7	ABC	Sat., Jan. 9, 2010	at Dallas (NFCW)	L, 14-34	NBC
Mon., Dec. 2, 1991	at Houston Oilers	W, 13-6	ABC	Sun., Oct. 10, 2010	at San Francisco	W, 27-24	NBC
Sun., Sept. 13, 1992	at Phoenix	W, 31-14	TNT	Mon., Nov. 15, 2010	at Washington	W, 59-28	ESPN
Mon., Oct. 5, 1992	Dallas	W, 31-7	ABC	Sun., Nov. 21, 2010	NY Giants	W, 27-17	NBC
Mon., Dec. 6, 1993	at Dallas	L, 17-23	ABC	Thurs., Dec. 2, 2010	Houston	W, 34-24	NFLN
Sun., Dec. 19, 1993	at Indianapolis	W, 20-10	ESPN	Sun., Dec. 12, 2010	at Dallas	W, 30-27	NBC
Mon., Jan. 3, 1994	at San Fran.	W, 37-34 (OT)	ABC	Tues., Dec. 28, 2010	Minnesota	L, 14-24	NBC
Mon., Sept. 12, 1994	Chicago	W, 30-22	ABC	Sun., Sep. 18, 2011	at Atlanta	L, 31-35	NBC
Sun., Oct. 9, 1994	Washington	W, 21-17	TNT	Sun., Oct. 30, 2011	Dallas	W, 34-7	NBC
Mon., Oct. 24, 1994	Houston Oilers	W, 21-6	ABC	Mon., Nov. 7, 2011	Chicago	L, 24-30	ESPN
Sun., Sept. 10, 1995	at Arizona	W, 31-19	TNT	Sun., Nov. 20, 2011	at NY Giants	W, 17-10	NBC
Mon., Nov. 6, 1995	at Dallas	L, 12-34	ABC	Thu., Dec. 1, 2011	at Seattle	L, 14-31	NFLN
Sun., Nov. 12, 1995	Denver	W, 31-13	ESPN	Sun., Sep. 30, 2012	NY Giants	W, 19-17	NBC
Mon., Sept. 9, 1996	at Green Bay	L, 13-39	ABC	Mon., Nov. 5, 2012	at New Orleans	L, 13-28	ESPN
Sun., Sept. 22, 1996	at Atlanta	W, 33-18	TNT	Mon., Nov. 26, 2012	Carolina	L, 22-30	ESPN
Mon., Sept. 30, 1996	Dallas	L, 19-23	ABC	Sun., Dec. 2, 2012	at Dallas	L, 33-38	NBC
Thurs., Dec. 5, 1996	at Indianapolis	L, 10-37	ESPN	Thu., Dec. 13, 2012	vs. Cincinnati	L, 13-34	NFLN
Mon., Sept. 15, 1997	at Dallas	L, 20-21	ABC	Mon., Sep. 9, 2013	at Washington	W, 33-27	ESPN
Sun., Sept. 28, 1997	at Min	L, 19-28	TNT	Thu., Sep. 19, 2013	Kansas City	L, 16-26	NFLN
Mon., Nov. 10, 1997	San Francisco	L, 12-24	ABC	Sun., Dec. 22, 2013	Chicago	W, 54-11	NBC
Sun., Sept. 20, 1998	at Arizona	L, 3-17	ESPN	Sun., Dec. 29, 2013	at Dallas	W, 24-22	NBC
Mon., Nov. 2, 1998	Dallas	L, 0-34	ABC	Sat., Jan. 4, 2014	New Orleans (NFCW)	L, 24-26	NBC
Thurs., Dec. 3, 1998	St. Louis Rams	W, 17-14	ESPN	Mon., Sep. 15, 2014	at Indianapolis	W, 30-27	ESPN
Sun., Oct. 1, 2000	Atlanta	W, 38-10	ESPN	Sun., Oct. 12, 2014	NY Giants	W, 27-0	NBC
Sun., Sept. 30, 2001	Dallas	W, 40-18	ESPN	Mon., Nov. 10, 2014	Carolina	W, 45-21	ESPN
Mon., Oct. 22, 2001	at NY Giants	W, 10-9	ABC	Sun., Dec. 14, 2014	Dallas	L, 27-38	NBC
Thurs., Nov. 29, 2001	at Kansas City	W, 23-10	ESPN	Mon., Sep. 14, 2015	at Atlanta	L, 24-26	ESPN
Sun., Jan. 6, 2002	at Tampa Bay	W, 17-13	ESPN	Mon., Oct. 19, 2015	NY Giants	W, 27-7	ESPN
Mon., Sept. 16, 2002	at Washington	W, 37-7	ABC	Sun., Oct. 25, 2015	at Carolina	L, 16-27	NBC
Mon., Oct. 28, 2002	NY Giants	W, 17-3	ABC	Sun., Nov. 8, 2015	at Dallas	W, 33-27 (OT)	NBC
Mon., Nov. 25, 2002	at San Francisco	W, 38-17	ABC	Sun., Dec. 20, 2015	Arizona	L, 17-40	NBC
Sat., Dec. 21, 2002	at Dallas	W, 27-3	ESPN	Sat., Dec. 26, 2015	Washington	L, 24-38	NFLN
Sat., Jan. 11, 2003	Atlanta (NFCD)	W, 20-6	FOX	Mon., Sep. 19, 2016	at Chicago	W, 29-14	ESPN
Mon., Sept. 8, 2003	Tampa Bay	L, 0-17	ABC	Sun., Oct. 30, 2016	at Dallas	L, 23-29 (OT)	NBC
Mon., Nov. 10, 2003	at Green Bay	W, 17-14	ABC	Mon., Nov. 28, 2016	Green Bay	L, 13-27	ESPN
Mon., Dec. 15, 2003	at Miami	W, 34-27	ABC	Thu., Dec. 22, 2016	NY Giants	W, 24-19	NFLN
Sat., Dec. 27, 2003	at Washington	W, 31-7	ESPN	Thu., Oct. 12, 2017	at Carolina	W, 28-23	NFLN
Mon., Sept. 20, 2004	Minnesota	W, 27-16	ABC	Mon., Oct. 23, 2017	Washington	W, 34-24	ESPN
Mon., Nov. 15, 2004	at Dallas	W, 49-21	ABC	Sun., Nov. 19, 2017	at Dallas	W, 37-9	NBC
Sun., Dec. 12, 2004	at Washington	W, 17-14	ESPN	Sun., Dec. 3, 2017	at Seattle	L, 10-24	NBC
Mon., Dec. 27, 2004	at St. Louis	L, 7-20	ABC	Mon., Dec. 25, 2017	Oakland	W, 19-10	ESPN
Mon., Sept. 12, 2005	at Atlanta	L, 10-14	ABC	Thu., Sep. 6, 2018	Atlanta	W, 18-12	NBC
Sun., Nov. 6, 2005	at Washington	L, 10-17	ESPN	Thu., Oct. 11, 2018	NY Giants	W, 34-13	NFLN



EAGLES ALL-TIME PRIMETIME GAMES (CONTINUED)

<u>Date</u>	<u>Opponent</u>	<u>Result</u>	<u>Network</u>
Sun., Nov. 11, 2018	Dallas	L, 20-27	NBC
Mon., Dec. 3, 2018	Washington	W, 28-13	ESPN
Sun., Dec. 16, 2018	at LA Rams	W, 30-23	NBC
Sun., Sep. 15, 2019	at Atlanta	L, 20-24	NBC
Thu., Sep. 26, 2019	at Green Bay	W, 34-27	FOX
Sun., Oct. 20, 2019	at Dallas	L, 10-37	NBC
Mon., Dec. 9, 2019	NY Giants	W, 23-17	ESPN

PRIMETIME RECORD: 72-54 **PLAYOFFS:** 1-2

(NFCW) - NFC Wild Card Playoff game

(NFCD) - NFC Divisional Playoff game

PRIMETIME RECORD BY NETWORK

<u>Network</u>	<u>Record</u>
ABC	23-20
ESPN	24-11
FOX	2-1
NBC	15-20
NFL Network	5-4
TNT	4-2



ALL-TIME ROSTERS, DRAFTS & TRADES



FRONT OFFICE & COACHING STAFF

PLAYER BIOS

2019 EAGLES STATS

RECORD BOOK

ALL-TIME RESULTS

ALL-TIME ROSTERS

HONORS & HISTORY

YEAR-BY-YEAR STATS

OFF THE FIELD

ALL-TIME ROSTER



A					
Player	Pos	College	#	GP	Years
Abercrombie, Walter	RB	Baylor	32	5	1988
Abiamiri, Victor	DE	Notre Dame	78, 95	29	2007-11
Absher, Dick	LB	Maryland	53	8	1972
Acho, Emmanuel	LB	Texas	51	20	2013-15
Adams, Gary	DB	Arkansas	6	0	1969
Adams, Jamar	S	Michigan	45	1	2010
Adams, Josh	RB	Notre Dame	33	14	2018
Adams, Keith	LB	Clemson	57	57	2002-05
Adams, Theo	G	Hawaii	61	0	1995
Agajanian, Ben	G	New Mexico	89	7	1945
Agholor, Nelson	WR	USC	17, 13	71	2015-19
Aiken, Kamar	WR	Central Florida	81	5	2018
Ajayi, Jay	RB	Boise State	36, 26, 28	14	2017-18, 19
Ajirotutu, Seyi	WR	Fresno State	16	13	2015
Akers, David	K	Louisville	2	188	1999-2010
Alexander, David	C	Tulsa	72	114	1987-94
Alexander, D.J.	LB	Oregon State	57	12	2018
Alexander, Kermit	DB	UCLA	39	21	1972-73
Allen, Beau	DT	Wisconsin	94	63	2014-17
Allen, Chuck	LB	Washington	54	12	1972
Allen, Eric	CB	Arizona State	21	111	1988-94
Allen, Ian	T	Purdue	79	4	2004
Allen, Jackie	DB	Baylor	21	1	1972
Allen, Kevin	T	Indiana	72	16	1985
Allen, Nate	S	South Florida	29	74	2010-2014
Allert, Ty	LB	Texas	58	24	1987-89
Allison, Henry	G	San Diego State	65	20	1971-72
Alonso, Kiko	LB	Oregon	50	11	2015
Amerson, Glen	B	Texas Tech	46	14	1961
Amundson, George	RB	Iowa State	38	6	1975
Anderson, Colt	S	Montana	30	48	2010-13
Anderson, Gary	K	Syracuse	1	32	1995-96
Andrews, Josh	G	Oregon State	68	16	2015-16
Andrews, Leroy	B	Pittsburg State	NA	0	1934
Andrews, Shawn	T/G	Arkansas	73	50	2004-09
Andrews, Stacy	G/T	Mississippi	76	10	2009
Angelo, Jim†	G	Indiana (PA)	69	1	1987
Antwine, Houston	DT	Southern Illinois	75	14	1972
Arcega-Whiteside, J.J.	WR	Stanford	19	16	2019-
Archer, Dave	QB	Iowa State	18	0	1991-92
Armour, Justin	WR	Stanford	86	1	1997
Armstrong, Calvin	T	Washington State	76	0	2005
Armstrong, Harvey	DT	Southern Methodist	96	40	1982-84
Armstrong, Neill	E	Oklahoma A&M	80	54	1947-51
Arnold, Jay	B	Texas	34	40	1937-40
Arrington, Rick	QB	Tulsa	11	17	1970-73
Aschbacher, Darrel	G	Oregon	50	11	1959
Asher, Jamie	TE	Louisville	84	0	1999
Asomugha, Nnamdi	CB	California	24	32	2011-12
Atkins, Steve	FB	Maryland	38	1	1981
Auer, Howard	T	Michigan	24	2	1933
Auer, Jim†	DE	Georgia	97	1	1987
Austin, Miles	WR	Monmouth	19	11	2015
Autry, Darnell	RB	Northwestern	26, 24	11	1998, 2000
Avant, Jason	WR	Michigan	81	116	2006-13
Avery, Genard	DE	Memphis	58	8	2019-
Ayers, Marvin†	DE	Grambling	96	2	1987

B					
Player	Pos	College	#	GP	Years
Babin, Jason	DE	Western Michigan	94, 93	39	2009, 2011-12
Bahr, Matt	K	Penn State	11	11	1993
Bailey, David	DE	Oklahoma State	93	13	1990
Bailey, Eric†	TE	Kansas State	87	3	1987
Bailey, Howard	T	Tennessee	20	1	1935
Bailey, Tom	B	Florida State	31	50	1971-74

Bailey, Victor	WR	Missouri	82	32	1993-94
Bair, Brandon	DE	Oregon	93	21	2014-15
Baisi, Albert	G	West Virginia	63	2	1947
Baker, Jason	P	Iowa	6	2	2002
Baker, John	E	North Carolina Central	78	7	1962
Baker, Keith	WR	Texas Southern	80	8	1985
Baker, Ron	G	Oklahoma State	63	123	1980-88
Baker, Sam	K	Oregon State	38	82	1964-69
Baker, Tony	B	Iowa State	38	18	1971-72
Baldinger, Brian	G	Duke	62	24	1992-93
Ballman, Gary	E	Michigan State	85	66	1967-72
Banas, Stephen	B	Notre Dame	NA	2	1935
Banducci, Bruno	G	Stanford	63	19	1944-45
Banta, Jack	B	Southern California	33	18	1941, 1944-45
Barber, Shawn	LB	Richmond	56	29	2002, 06
Barbre, Allen	G/T	Missouri Southern St.	76	44	2013-16
Barker, Bryan	P	Santa Clara	4	11	1994
Barkley, Matt	QB	Southern California	2	4	2013-14
Barlow, Corey	CB	Auburn	24	10	1992-94
Barner, Kenjon	RB	Oregon	34, 38	36	2015-16, 2017
Barnes, Antwan	DE	Florida International	51	2	2010
Barnes, Bill	B	Wake Forest	33	60	1957-61
Barnes, Larry	FB	Tennessee State	38	23	1978-79
Barnes, Walter	G	LSU	74	47	1948-51
Barnett, Derek	DE	Tennessee	96	35	2017-
Barnett, Fred	WR	Arkansas State	86	81	1990-95
Barnhardt, Dan	B	Centenary	NA	1	1934
Barni, Roy	B	San Francisco	33	14	1954-55
Barnum, Len	B	West Virginia Wesleyan	13	21	1940-42
Barr, Stephen	WR	Pennsylvania	83	0	1965
Bartholomew, Sam	B	Tennessee	27	9	1941
Bartlett, Doug	LB	Northern Illinois	95	10	1988
Bartley, Ephesians	LB	Florida	50	6	1992
Bartrum, Mike	TE/LS	Marshall	88	107	2000-06
Barwin, Connor	LB/DE	Cincinnati	98	64	2013-16
Basca, Nick	B	Villanova	47	11	1941
Baskett, Hank	WR	New Mexico	84	50	2006-2010
Bassi, Dick	G	Santa Clara	35	11	1940
Bassman, Herman	B	Ursinus	19, 29, 24	8	1936
Battaglia, Matt†	LB	Louisville	52	3	1987
Baughan, Maxie	LB	Georgia Tech	55	80	1960-65
Bauman, Alfred	T	Northwestern	73	2	1947
Bausby, DeVante	CB	Pittsburg State	41	6	2018
Bausch, Frank	C	Kansas	55	4	1940-41
Bavaro, Mark	TE	Notre Dame	84	28	1993-94
Bawel, Bibbles	B	Evansville	20, 81	36	1952, 1955-56
Baze, Winford	B	Texas Tech	26, 37	10	1937
Beach, Pat	TE	Washington State	83	16	1992
Beals, Shawn	WR/KR	Idaho State	81	13	1988
Beatty, Will	T	Connecticut	66	1	2017
Beaver, Jim	G	Florida	65	1	1962
Beckles, Ian	G	Indiana	62	25	1997-98
Bednarik, Chuck	C/LB	Pennsylvania	60	169	1949-62
Beisler, Randy	DE	Indiana	64, 80	36	1966-68
Bell, Demetress	T	Northwestern State	77	9	2012
Bell, Eddie	B	Pennsylvania	81	48	1955-58
Bell, Joique	RB	Wayne State	24	3	2010
Bell, Mike	RB	Arizona	26	5	2010
Bell, Todd	LB	Ohio State	49, 52	20	1988-89
Bellamy, Mike	WR	Illinois	81	6	1990
Bellamy, Victor†	CB	Syracuse	39	3	1987
Bello, B.J.	LB	Illinois State	59	3	2018
Bendross, Jesse†	WR	Alabama	85	3	1987
Benn, Arrelious	WR	Illinois	17	0	2013
Bennett, Michael	DE	Texas A&M	77	16	2018
Benson, Harry	G	Western Maryland	30, 39	6	1935
Berger, Mitch	P	Colorado	17	5	1994
Bergey, Bill	LB	Arkansas State	66	91	1974-80

ALL-TIME ROSTER



Berry, Dan	B	California	19	0	1967
Berzinski, Willie	B	Wisconsin-LaCrosse	33	4	1956
Betterson, James	RB	North Carolina	34	23	1977-78
Bielski, Dick	B	Maryland	36	60	1955-59
Bieniemy, Eric	RB	Colorado	33	16	1999
Biggers, E.J.	CB	Western Michigan	38	16	2015
Binotto, John	B	Duquesne	30	2	1942
Bishop, Blaine	SS	Ball State	24	12	2002
Bjorklund, Robert	C	Minnesota	50	7	1941
Black, Michael	T/G	Sacramento State	77	1	1986
Blackmore, Richard	CB	Mississippi State	27	57	1979-82
Blaine, Ed	G	Missouri	64	56	1963-66
Blake, Jeff	QB	East Carolina	11	3	2004
Bleamer, Jeff	T	Penn State	67	24	1975-76
Bleeker, Mel	B	Southern California	49	17	1944-46
Bloom, Jeremy	WR	Colorado	11	0	2006
Blount, LeGarrette	RB	Oregon	29	16	2017
Blue, Luther	WR	Iowa State	80	3	1980
Blye, Ron	RB	Notre Dame	33	14	1969
Boatswain, Harry	G/T	New Haven	69	13	1995, 1997
Boedeker, William	B	DePaul	21	10	1950
Bogren, Vince	E	New Mexico	73	0	1944
Bolden, Gary†	DT	SW Oklahoma State	65	2	1987
Boniol, Chris	K	Louisiana Tech	18	32	1997-98
Booker, Lorenzo	RB	Florida State	25	10	2008
Booty, John	DB	TCU	42	29	1991-92
Boryla, Mike	QB	Stanford	10	22	1974-76
Bostic, James	RB	Auburn	27	11	1998-99
Bostic, Jason	CB	Georgia Tech	32	17	1999-2000
Bouggeess, Lee	B	Louisville	46	32	1970-73
Bouie, Kevin	RB	Mississippi State	35, 33	0	1995-96
Bova, Tony	E	St. Francis	85	10	1943
Bowman, Kevin†	WR	San Jose State	83	3	1987
Boykin, Brandon	CB	Georgia	22	48	2012-14
Boykin, Deral	S	Louisville	25	10	1996
Bradford, Sam	QB	Oklahoma	7	14	2015
Bradham, Nigel	LB	Florida State	53	58	2016-19
Bradley, Bill	FS	Texas	28	110	1969-76
Bradley, Carlos†	LB	Wake Forest	59	3	1987
Bradley, Harold	G	Iowa	65	12	1958
Bradley, Stewart	LB	Nebraska	55	44	2007-10
Brady, Rickey	TE	Oklahoma	87	0	1995
Braman, Bryan	LB	West Texas A&M	56	51	2014-16, 17
Bredice, John	E	Boston University	89	12	1956
Brennan, Leo	T	Holy Cross	70	11	1942
Brewer, Jack	S	Minnesota	42	6	2005
Brewer, John	B	Louisville	36	18	1952-53
Brian, William	T	Gonzaga	31	20	1935-36
Bridges, Jeremy	T/G	Southern Mississippi	74	0	2003
Brister, Bubby	QB	Northeast Louisiana	6	17	1993-94
Britt, Rankin	E	Texas A&M	18	1	1939
Brodnicki, Chuck	T	Temple	30	0	1934
Brooks, Barrett	T	Kansas State	76	64	1995-98
Brooks, Brandon	G	Miami (OH)	79	62	2016-
Brooks, Clifford	DB	Tennessee State	23	15	1975-76
Brooks, Ron	CB	LSU	33	6	2016
Brooks, Terrence	S	Florida State	29	11	2016
Brooks, Tony	RB	Notre Dame	39	5	1992-93
Brookshier, Tom	B	Colorado	45, 40	76	1953, 1956-61
Broughton, Luther	TE	Furman	49, 86, 88, 84	31	1997, 1999-00
Brown, Aaron	LB	Ohio State	90	7	1985
Brown, Bob	T	Nebraska	76	64	1964-68
Brown, Bryce	RB	Kansas State	34	31	2012-13
Brown, Cedrick	CB	Washington	23	12	1987
Brown, David†	LB	Miami (OH)	56	1	1987
Brown, Deauntae	CB	Central State (OH)	35	1	1997
Brown, Fred	LB	Miami (FL)	55, 87	26	1967-69
Brown, Greg	DE	Kansas State	98	89	1981-86

Brown, Jerome	DT	Miami (FL)	99	76	1987-91
Brown, Na	WR	North Carolina	85	42	1999-2001
Brown, Reggie	WR	Georgia	86	72	2005-09
Brown, Reggie†	RB	Oregon	24	3	1987
Brown, Ronnie	RB	Auburn	34	16	2011
Brown, Sheldon	CB	South Carolina	39, 24	128	2002-09
Brown, Thomas	DE	Baylor	97	16	1980
Brown, Tim	B	Ball State	22	96	1960-67
Brown, Willie	FL	Southern California	23	7	1966
Brown, Zach	LB	North Carolina	52	6	2019
Brumm, Don	DE	Purdue	80	16	1970-71
Brunski, Andrew	C	Temple	62	0	1943
Brutley, Daryon	CB	Northern Iowa	31	1	2003
Bryant, Bill	CB	Grambling	25	3	1978
Brzezinski, Doug	G	Boston College	74	64	1999-2002
Buckhalter, Correll	RB	Nebraska	28	74	2001-08
Buckley, Eldra	RB	Tenn.-Chattanooga	34	32	2009-10
Budd, Frank	E	Villanova	20	13	1962
Bukant, Joe	B	Washington-St. Louis	36	33	1938-40
Bulaich, Norm	RB	TCU	36	25	1973-74
Bull, Ron	B	Baylor	47	13	1971
Bunkley, Brodrick	DT	Florida State	78, 97	76	2006-10
Bunting, John	LB	North Carolina	95	132	1972-82
Burgess, Derrick	LB/DE	Mississippi	59, 56, 73	30	2001-04, 2010
Burk, Adrian	B	Baylor	10	70	1951-56
Burke, Mark	DB	West Virginia	29	1	1976
Burks, Dialleo	WR	E. Kentucky	42, 89, 86	0	1996
Burnett, Deontay	WR	USC	16	1	2019-
Burnette, Tom	B	North Carolina	19	8	1938
Burnham, Lem	DE	U.S. International	67	45	1977-80
Burnine, Hank	E	Missouri	84	14	1956-57
Burroughs, Don	B	Colorado State	45	64	1960-64
Burton, Trey	TE	Florida	47, 88	61	2014-17
Bushby, Thomas	B	Kansas State	45	2	1935
Buss, Art	T	Michigan State	45, 12	23	1936-37
Butler, Bob	G	Kentucky	53	3	1962
Butler, John	B	Tennessee	27	17	1943, 1945
Byars, Keith	RB	Ohio State	42, 41	105	1986-92
Byrne, Bill	G	Boston College	66	12	1963

C					
Player	Pos	College	#	GP	Years
Cabrelli, Larry	E	Colgate	84	61	1941-47
Caesar, Ivan	LB	Boston College	53	0	1993
Caffey, Lee Roy	LB	Texas A&M	52	14	1963
Cagle, Jim	DT	Georgia	78	14	1974
Cahill, Dave	DT	Northern Arizona	58	14	1966
Caldwell, Mike	LB	Middle Tennessee St.	56	62	1998-2001
Calhoun, Don	RB	Kansas State	30	1	1982
Calicchio, Lonny	K	Mississippi	17	2	1997
Calloway, Ernie	DT	Texas Southern	57, 77	47	1969-72
Calvin, Jorrick	CB	Troy	38	12	2010
Campbell, Glenn	E	Emporia State	29	1	1935
Campbell, Marion	T	Georgia	78	71	1956-61
Campbell, Stan	G	Iowa State	64	37	1959-61
Campbell, Tommy	DB	Iowa State	37	14	1976
Campfield, Billy	RB	Kansas	37	69	1978-82
Campion, T.J.	T	Southeastern La.	72	5	1947
Canale, Rocco	G	Boston College	73	17	1943-45
Carmichael, Roc	CB	Virginia Tech	21	13	2013-14
Carmichael, Harold	WR	Southern	17	180	1971-83
Carollo, Joe	T	Notre Dame	76	28	1969-70
Carpe, Joe	T	Millikin	NA	2	1933
Carpenter, Rob	WR	Syracuse	81	16	1995
Carr, Earl	RB	Florida	32	1	1979
Carr, Jim	B	Charleston	21	63	1959-63
Carrioccio, Russ	G	Virginia	64	7	1955
Carroll, Nolan	CB	Maryland	23, 22	43	2014-16

ALL-TIME ROSTER



Carroll, Terrence	S	Oregon State	33	0	2001
Carson, Carlos	WR	LSU	87	6	1989
Carter, Cris	WR	Ohio State	80	41	1987-89
Carter, DeAndre	WR	Sacramento State	16	7	2018
Carter, Joe	E	Austin	31, 17	78	1933-40
Case, Pete	G	Georgia	67	40	1962-64
Casey, James	TE	Rice	85	31	2013-14
Cassady, Howard	B	Ohio State	41	5	1962
Castiglia, Jim	B	Georgetown	31	23	1941, 1945-46
Caterbone, Tom†	CB	Franklin & Marshall	49	2	1987
Catlin, Tom	LB	Oklahoma	63	12	1959
Cavanaugh, Matt	QB	Pittsburgh	6	27	1986-89
Caver, Quinton	LB	Arkansas	55	16	2001-2002
Celek, Brent	TE	Cincinnati	87	175	2007-17
Cemore, Tony	G	Creighton	61	10	1941
Ceppetelli, Gene	C	Villanova	54	21	1968-69
Chalenski, Mike	DE	UCLA	71	24	1993-95
Chaney, Jamar	LB	Mississippi State	49, 51	44	2010-12
Chapura, Dick	DT	Missouri	97	7	1990
Cheek, Louis	T	Texas A&M	75	1	1990
Cherry, Je'Rod	S	California	25	13	2000
Cherundolo, Chuck	C	Penn State	21	11	1940
Chesley, Al	LB	Pittsburgh	59	52	1979-82
Chesson, Wes	WR	Duke	21	14	1973-74
Christensen, Jeff	QB	Eastern Illinois	11	0	1984-85
Chung, Patrick	S	Oregon	23	12	2013
Chuy, Don	G	Clemson	66	8	1969
Cifelli, Gus	T	Notre Dame	77	7	1954
Clark, Al	CB	Eastern Michigan	21	14	1976
Clark, Algy	B	Ohio State	28	3	1934
Clark, Jeremy	DT	Alabama	63	1	2010
Clark, Mike	K/E	Texas A&M	84	14	1963
Clark, Willie	CB	Notre Dame	25	16	1997
Clarke, Adrien	G	Ohio State	61	13	2004-05
Clarke, Ken	DT	Syracuse	71	148	1978-87
Clayton, Don	T	No College	NA	0	1936
Clayton, Keenan	LB	Oklahoma	57	21	2010-11
Clement, Corey	RB	Wisconsin	30	31	2017-
Clemons, Chris	DE	Georgia	91	32	2008-09
Clemons, Toppert	RB	Wake Forest	27	3	1987
Cobb, Garry	LB	Southern California	50	44	1985-87
Cody, Bill	LB	Auburn	66	11	1972
Colavito, Rocky	LB	Wake Forest	58	4	1975
Cole, John	B	St. Joseph's	37	18	1938-40
Cole, Nick	C	New Mexico State	59	77	2006-10
Cole, Trent	DE/LB	Cincinnati	58	155	2005-14
Coleman, Al	DB	Tennessee State	8	26	1972-73
Coleman, Kurt	S	Ohio State	42	59	2010-13
Coleman, Marco	DE	Georgia Tech	93	13	2003
Collie, Bruce	G	Texas-Arlington	69	17	1990-91
Colman, Wayne	DB	Temple	49	19	1968-69
Combs, Bill	E	Purdue	82	10	1942
Concannon, Jack	QB	Boston College	3	18	1964-66
Conjar, Larry	B	Notre Dame	25	14	1968
Conlin, Ray†	DT	Ohio State	91	1	1987
Conner, Darion	DE	Jackson State	93	21	1996-97
Considine, Sean	S	Iowa	37	46	2005-08
Conti, Enio	G	Bucknell	51	40	1941-45
Conwell, Joe	T	North Carolina	79	28	1986-87
Cook, Leon	T	Northwestern	72	2	1942
Cook, Rashard	S	Southern California	42	47	1999-2002
Cooke, Ed	E	Maryland	86	7	1958
Cooper, Evan	DB/KR	Michigan	21	60	1984-87
Cooper, Louis	LB	Western Carolina	52	11	1993
Cooper, Richard	T	Tennessee	77	31	1996-98
Cooper, Riley	WR	Florida	14	88	2010-15
Copeland, Russell	WR	Memphis State	86	11	1997-98
Cornish, Frank	C	UCLA	68	2	1995

Cortez, Jose	K	Oregon State	6	4	2005
Coston, Zed	C	Texas A&M	23	1	1939
Cothren, Paige	B	Mississippi	45	7	1959
Couplin, Jerome	S	William & Mary	21	8	2014-15
Cowher, Bill	LB	North Carolina State	57	20	1983-84
Cowhig, Jerry	B	Notre Dame	36	11	1951
Cox, Fletcher	DT/DE	Mississippi State	91	125	2012-
Crabb, Claude	B	Colorado	23	23	1964-65
Craft, Russ	CB/HB	Alabama	33	100	1946-53
Crafts, Jerry	T/G	Louisville	73, 66	16	1997-98
Crawford, Charles	RB	Oklahoma State	45	18	1986-87
Creech, Bob	LB	TCU	58	16	1971-72
Creswell, Smiley	DE	Michigan State	92	3	1985
Crews, Terry	LB	Western Michigan	54	0	1996
Cronin, Bill	E	Boston College	87	2	1965
Cross, Irv	DB	Northwestern	27	83	1961-65, 1969
Crowe, Larry	RB	Texas Southern	47	1	1972
Crutchfield, Darrel	CB	Clemson	29	4	2001
Cuba, Paul	T	Pittsburgh	23, 21	29	1933-35
Culbreath, Jim	FB	Oklahoma	32	2	1980
Cullars, Willie	DE	Kansas State	75	13	1974
Cumby, George†	LB	Kentucky	91	1	1987
Cunningham, B.J.	WR	Michigan State	89	2	2013
Cunningham, Dick	LB	Arkansas	51	9	1973
Cunningham, Randall	QB	UNLV	12	122	1985-95
Cuppoletti, Bree	G	Oregon	37	10	1939-40
Curcio, Mike	LB	Temple	57	21	1981-82
Curry, Vinny	DE	Marshall	75	100	2012-17, 19
Curtis, Kevin	WR	Utah State	80	28	2007-09
Curtis, Scott	LB	New Hampshire	91	16	1988
Cyprien, Johnathan	S	Florida International	37	4	2019

D					
<u>Player</u>	<u>Pos</u>	<u>College</u>	<u>#</u>	<u>GP</u>	<u>Years</u>
D'Agostino, Frank	G	Auburn	66	12	1956
Daniel, Chase	QB	Missouri	10	1	2016
Daniels, Tank	LB	Harding	50	22	2006, 2008
Darby, Byron	DE/TE	Southern California	94	58	1983-86
Darby, Ronald	CB	Florida State	41, 21	28	2017-19
Darilek, Trey	T/G	Texas-El Paso	66	18	2004-05
Darling, James	LB	Washington State	57	59	1997-2000
Darwin, Matt	C	Texas A&M	78	61	1986-90
Davis, Al	B	Tennessee State	43	14	1971-72
Davis, Antone	T	Tennessee	77, 78	78	1991-95
Davis, Bob	B	Kentucky	27	10	1942
Davis, Jason	FB	Illinois	42	0	2006
Davis, Norm	G	Grambling	64	14	1970
Davis, Pernell	DT	Alabama-Birmingham	93	2	1999-2000
Davis, Robert	WR	Georgia State	14	3	2019-
Davis, Stan	WB	Memphis State	81	8	1973
Davis, Sylvester	B	Geneva	16	7	1933
Davis, Tanard	CB	Miami	41	0	2007
Davis, Vern	DB	Western Michigan	16	3	1971
Dawkins, Brian	FS	Clemson	20	183	1996-2008
Dawson, Dale	K	Eastern Kentucky	4	1	1988
Dean, Ted	B	Wichita State	35	42	1960-63
DeLine, Steve	K	Colorado State	2	3	1989
Dellenbach, Jeff	G/C	Wisconsin	66	16	1999
DeLucca, Jerry	T	Middle Tennessee St.	74	12	1959
Demas, George	G	Washington & Jefferson	27	0	1933
Demps, Quintin	FS	Texas-El Paso	39	25	2008-09
Dempsey, Jack	T	Bucknell	27	4	1934, 1937
Dempsey, Tom	K	Palomar Junior College	19	47	1971-74
Dennard, Mark	C	Texas A&M	65	32	1984-85
Dent, Richard	DE	Tennessee State	95	15	1997
DeSantis, Dan	B	Niagara	49	11	1941
Detmer, Koy	QB	Colorado	10	103	1997-06
Detmer, Ty	QB	BYU	14	21	1996-97

ALL-TIME ROSTER



DeVan, Kyle	G	Oregon State	68	5	2011
DeVaughn, Dennis	DB	Bishop	25	13	1982-83
Dial, Alan	DB	UCLA	24	1	1989
Dial, Benjy	B	Eastern New Mexico	4	1	1967
Diaz-Infante, David	G	San Jose State	63	15	1999
Dickerson, Kori	TE	Southern California	86	2	2003
DiFlippo, Dave	G	Villanova	26, 69	5	1941
Dillard, Andre	T	Washington State	77	16	2019-
Dimmick, Tom	T	Houston	65	12	1956
Dimry, Charles	CB	UNLV	38	15	1997
Dingle, Nate	LB	Cincinnati	55	6	1995
DiRenzo, Danny	P	No College	82	0	1948
Dirks, Mike	G	Wyoming	62	43	1968-71
Disend, Leo	T	Albright	73	0	1943
Ditka, Mike	E	Pittsburgh	89, 98	20	1967-68
Dixon, Al	TE	Iowa State	86	10	1983
Dixon, Antonio	DT	Miami (FL)	64, 90	36	2009-12
Dixon, Floyd	WR	Stephen F. Austin	84	7	1992
Dixon, Ronnie	DT	Cincinnati	90	32	1995-96
Dixon, Zachary	RB	Temple	25	5	1980
Dobbins, Herb	T	San Diego State	67	3	1974
Dogins, Kevin	G/C	Texas A&M-Kingsville	73	0	2003
Dorenbos, Jon	LS	Texas-El Paso	46	162	2006-16
Dorow, Al	B	Michigan State	10	6	1957
Dorsey, Dean	K	Toronto	2	3	1988
Doss, Noble	B	Texas	45	20	1947-48
Douglas, Dameane	WR	California	82	52	1999-2002
Douglas, Hugh	LB/DE	Central State (OH)	53	82	1998-2002, 04
Douglas, Merrill	B	Utah	33	13	1962
Douglas, Otis	T	William & Mary	71	30	1946-49
Douglas, Rasul	CB	West Virginia	32	46	2017-
Dow, Woody	B	West Texas A&M	14	30	1938-40
Dowda, Harry	B	Wake Forest	44	24	1954-55
Doyle, Ted	T	Nebraska	72	10	1943
Drake, Joe	DT	Arizona	99	16	1985
Drake, Troy	T	Indiana	75	21	1995-97
Drummond, Robert	RB	Syracuse	36	36	1989-91
Duckworth, Bobby	WR	Arkansas	80	4	1986
Dudley, Paul	B	Arkansas	28	10	1963
Dumbauld, John	DE	Kentucky	93	7	1987-88
Duncan, Rick	K	Eastern Montana	32	1	1968
Dunek, Ken	TE	Memphis State	86	2	1980
Dunlap, King	T	Auburn	65	52	2008-12
Dunn, Jason	TE	Eastern Kentucky	87	41	1996-98
Dunstan, Bill	DT	Utah State	61	56	1973-76
Durko, John	E	Albright	88	6	1944

E

Player	Pos	College	#	GP	Years
Eckel, Kyle	FB	Navy	32	5	2008
Edwards, Anthony	WR	New Mexico Highlands	84	14	1989-90
Edwards, Herman	DB	San Diego State	46	135	1977-85
Edwards, T.J.	LB	Wisconsin	57	16	2019-
Edwards, Trent	QB	Stanford	11	1	2012
Ehlers, Tom	LB	Kentucky	59	42	1975-77
Eibner, John	T	Kentucky	76, 77	30	1941-42, '46
Eiden, Ed	B	Scranton	71	0	1944
Elewonibi, Moe	T	BYU	65	6	1995
Ellerbe, Dannell	LB	Georgia	57	3	2017
Elliott, Jake	K	Memphis	4	47	2017-
Ellis, Alex	TE	Tennessee	85	3	2019-
Ellis, Drew	T	TCU	35	22	1938-40
Ellis, Ray	S	Ohio State	24	73	1981-85
Ellstrom, Swede	B	Oklahoma	10	8	1934
Elston, Trae	S	Mississippi	35	1	2017
Emanuel, Charles	S	West Virginia	47	5	1997
Emelianchik, Pete	E	Richmond	39	0	1967
Emmons, Carlos	LB	Arkansas State	51	60	2000-03

Emmons, Franklin	B	Oregon	44	11	1940
Ena, Justin	LB	BYU	50, 95	31	2002-03, 05
Engles, Rick	P	Tulsa	13	6	1978
Enke, Fred	B	Arizona	17	9	1952
Ephraim, Alonzo	C	Alabama	50	30	2003-04
Epps, Marcus	S	Wyoming	37	7	2019-
Erdlitz, Richard	B	Northwestern	11, 30	17	1942, 1945
Ertz, Zach	TE	Stanford	86	106	2013-
Estes, Larry	DE	Alcorn A&M	81	7	1972
Evans, Byron	LB	Arizona	56	113	1987-94
Evans, Donald	DE	Winston-Salem State	77	5	1988
Evans, Mike	C	Boston College	59	73	1968-73
Evans, Randall	CB	Kansas State	41	1	2015
Everett, Eric	CB	Texas Tech	42	32	1988-89
Everett, Major	FB	Mississippi College	39	47	1983-85
Everitt, Steve	C	Michigan	61	45	1997-99

F

Player	Pos	College	#	GP	Years
Fagioli, Carl	G	No College	77	2	1944
Farmer, Ray	LB	Duke	55	32	1996-98
Farragut, Ken	C	Mississippi	53	43	1951-54
Fazio, Ronf	TE	Maryland	87	1	1987
Feagles, Jeff	P	Miami (FL)	5	64	1990-93
Feather, Tiny	B	Kansas State	NA	0	1933
Feehery, Gerry	C/G	Syracuse	67	41	1983-87
Feeley, A.J.	QB	Oregon	14	12	2001-03, 06-08
Felber, Nip	E	North Dakota	32	1	1933
Feller, Happy	K	Texas	1	9	1971
Fencf, Dick	E	Northwestern	29	5	1933
Fenko, Fritz	G	West Chester	11, 19	12	1937-38
Ferrante, Jack	E	No College	83, 87	81	1941, 1944-50
Ferrara, Frank	DE	Rhode Island	75	0	2003
Ferris, Neil	B	Loyola (CA)	27	8	1952
Fiedler, Bill	G	Pennsylvania	38	1	1938
Fiedler, Jay	QB	Dartmouth	11	0	1994-95
Fieid, Richard	G	No College	NA	0	1939-40
Finn, Mike	T	Arkansas-Pine Bluff	79	0	1994
Finneran, Brian	WR	Villanova	86	3	1999
Fitzgerald, Mickey	FB	Virginia Tech	38	1	1981
Fitzkee, Scott	WR	Penn State	81	22	1979-80
Flanigan, Jim	DT	Notre Dame	79	6	2003
Fletcher, Bradley	CB	Iowa	24	28	2013-14
Flores, Mike	DT	Louisville	95, 96	50	1991-94
Floyd, Eric	G	Auburn	61	19	1992-93
Fogle, DeShawn	LB	Kansas State	54, 52	5	1997
Fokou, Moise	LB	Maryland	53	43	2009-11
Foles, Nick	QB	Arizona	9	40	2012-14, 17-18
Folsom, Steve	TE	Utah	86	3	1981
Fontenot, Chris	TE	McNeese State	85	5	1998
Ford, Carl	WR	Toledo	19	0	2005
Ford, Charles	DB	Houston	32	6	1974
Ford, Fredric	CB	Mississippi Valley St.	46	0	1997
Ford, Rudy	S	Auburn	36	10	2019-
Fort, L.J.	LB	Northern Iowa	58	4	2019
Foules, Elbert	CB	Alcorn State	29	73	1983-87
Fox, Dustin	CB	Ohio State	25	1	2006
Fox, Terry	B	Miami (FL)	36	13	1941, 1945
Frahm, Dick	B	Nebraska	NA	1	1935
Fraley, Hank	C/G	Robert Morris	63	72	2000-05
France, Todd	K	Toledo	3	3	2005
Frank, Joseph	T	Georgetown	61, 70	14	1941, 1943
Franklin, Cleveland	RB	Baylor	30	30	1977-78
Franklin, Tony	K	Texas A&M	1	73	1979-83
Franks, Dennis	C	Michigan	53	44	1976-78
Frazier, Derrick	CB	Texas A&M	23	19	1993-95
Freeman, Antonio	WR	Virginia Tech	86	16	2002
Freeman, Bob	B	Auburn	41	26	1960-61

ALL-TIME ROSTER



Frey, Glenn	B	Temple	32	18	1936-37
Friedlund, Bob	E	Michigan State	85	2	1946
Friedman, Bob	G	Washington	72	10	1944
Fritts, George	T	Clemson	71	10	1945
Fritz, Ralph	G	Michigan	63	10	1941
Fritzsche, Jim	T/G	Purdue	72	15	1983
Frizzell, William	S	North Carolina Central	33	86	1986-90, 92-93
Fryar, Irving	WR	Nebraska	80	48	1996-98
Fuller, Frank	T	Kentucky	72	5	1963
Fuller, James	S	Portland State	22	13	1996
Fuller, William	DE	North Carolina	95	46	1994-96
Furio, Dominic	C	UNLV	75	0	2004

G

Player	Pos	College	#	GP	Years
Gabbard, Steve	T	Florida State	67	0	1989
Gabriel, Roman	B	North Carolina St.	5, 18	53	1973-77
Gaither, Omar	LB	Tennessee	96	67	2006-10
Gambold, Bob	B	Washington State	14	3	1953
Gaona, Bob	T	Wake Forest	64	12	1957
Garcia, Jeff	QB	San Jose State	7, 9	9	2006, 2009
Gardner, Andrew	T	Georgia Tech	66	19	2014-15
Gardner, Barry	LB	Northwestern	52	64	1999-2002
Garner, Charlie	RB	Tennessee	25, 30	66	1994-98
Garrity, Gregg	WR	Penn State	86	58	1984-89
Gary, Russell	DB	Nebraska	24, 38	6	1986
Gasperson, Michael	WR	San Diego	19	1	2007
Gauer, Charles	E	Colgate	32, 85	23	1943-45
Gay, Blenda	DE	Fayetteville State	68	28	1975-76
Geathers, Clifton	DE	South Carolina	90	16	2013
George, Ed	T	Wake Forest	64	44	1976-78
George, Raymond	T	Southern California	23, 42	2	1940
Gerber, Woody	G	Alabama	62	16	1941-42
Gerhard, Christ	FS	East Stroudsburg	46	3	1987
Gerhart, Tom	DB	Ohio University	25	1	1992
Gerry, Nathan	LB	Nebraska	47	39	2017-
Gersbach, Carl	LB	West Chester	69	6	1970
Ghecas, Lou	B	Georgetown	11	8	1941
Giammona, Louie	RB	Utah State	33	55	1978-82
Giancanelli, Hal	B	Loyola (CA)	27	41	1953-56
Giannelli, Mario	G	Boston College	64	44	1948-51
Gibbs, Pat	DB	Lamar	45	2	1972
Gibron, Abe	G	Purdue	64	14	1956-57
Gibson, Brandon	WR	Washington State	19	1	2009
Gibson, Mike	G	California	61	0	2008
Gibson, Shelton	WR	West Virginia	18	20	2017-18, 19-
Giddens, Frank	T	New Mexico	79	25	1981-82
Giddens, Wimpy	T	Louisiana Tech	26	9	1938
Gilbert, Lewis	TE	Florida	86	3	1980
Giles, Jimmie	TE	Alcorn State	83	40	1987-89
Gill, Roger	B	Texas Tech	32	25	1964-65
Gilmore, Jim	T	Ohio State	75	2	1986
Gilyard, Mardy	WR	Cincinnati	19	6	2012
Ginney, Jerry	G	Santa Clara	31	1	1940
Glass, Glenn	B	Tennessee	49	25	1964-65
Gloden, Fred	B	Tulane	37	6	1941
Glover, Rich	DT	Nebraska	69	14	1975
Gocong, Chris	LB	Cal Poly San Luis Obispo	57	47	2006-09
Goebel, Brad	QB	Baylor	8	5	1991
Goedert, Dallas	TE	South Dakota State	88	30	2018-
Golden, Tim	LB	Florida	91	2	1985
Goldston, Ralph	B	Youngstown State	22	27	1952, 1954-55
Golic, Mike	DT	Notre Dame	90	82	1987-92
Gollomb, Rudy	G	Carroll (WI)	14	4	1936
Gonya, Robert	T	Northwestern	27	11	1933-34
Goode, John	TE	Youngstown State	87	14	1985
Goode, Najee	LB	West Virginia	53, 52	60	2013-17
Goode, Rob	B	Texas A&M	38	8	1955

Goodwin, Marvin	FS	UCLA	22	0	1994
Goodwin, Ron	E	Baylor	31, 81	56	1963-68
Gordon, Dillon	G	LSU	69	1	2016
Gordon, Lamar	RB	North Dakota St.	25	14	2005
Gorecki, Chuck†	LB	Boston College	51	3	1987
Gossage, Gene	E	Northwestern	79	40	1960-62
Gouveia, Kurt	LB	BYU	54	16	1995
Graf, Kevin	OL	USC	77	0	2014
Graham, Brandon	DE/LB	Michigan	54, 55	143	2010-
Graham, Corey	S	New Hampshire	24	27	2017-18
Graham, Dave	T	Virginia	78	83	1963-69
Graham, Jeff	WR	Ohio State	81	15	1998
Graham, Lyle	C	Richmond	51	11	1941
Graham, Nick	CB	Tulsa	35	15	2007
Graham, Tom	G	Temple	NA	2	1935
Grant, Bud	E	Minnesota	86	24	1951-52
Grant, Otis†	WR	Michigan State	81	3	1987
Grasmanis, Paul	DT	Notre Dame	96	54	2000-05
Gratz, Dwayne	CB	Connecticut	36	0	2016
Graves, Ray	C	Tennessee	51, 52	28	1942-43, 46
Gray, Cecil	G/DT	North Carolina	71	14	1990-91
Gray, Jim	B	Toledo	28	3	1967
Gray, Mel	KR/RB	Purdue	28	3	1997
Green, Donnie	T	Purdue	74	10	1977
Green, Jamaal	DE	Miami (FL)	65	8	2003-04
Green, John	E	Tulsa	89	44	1947-51
Green, Roy	WR	Henderson State	81	22	1991-92
Green-Beckham, Dorial	WR	Oklahoma	18	15	2016
Gregg, Kelly	DT	Oklahoma	94	3	1999-2000
Gregory, Ken	E	Whittier	80	2	1962
Griffin, Don	CB	Middle Tennessee St.	28	16	1996
Griffin, Jeff†	CB	Utah	45	2	1987
Griggs, Anthony	LB	Ohio State	58	57	1982-85
Grooms, Elois†	DE	Tennessee Tech	98	3	1987
Gros, Earl	B	LSU	34	41	1964-66
Grossman, Burt	DE	Pittsburgh	69	14	1994
Grugier-Hill, Kamu	LB	Eastern Illinois	54	55	2016-19
Grymes, Aaron	CB	Idaho	38	1	2016
Gudd, Leonard	E	Temple	NA	1	1934
Gude, Henry	G	Vanderbilt	73	2	1946
Guglielmi, Ralph	QB	Notre Dame	17	4	1963
Guillory, Tony	LB	Lamar	61	12	1969
Gunn, Mark	DL	Pittsburgh	96	15	1995-96
Gunnels, Riley	T	Georgia	74	63	1960-64

H

Player	Pos	College	#	GP	Years
Hackney, Elmer	B	Kansas State	20	8	1940-41
Haddix, Michael	FB	Mississippi State	26	88	1983-88
Haden, Nick	G	Penn State	62	8	1986
Hager, Britt	LB	Texas	54	90	1989-94
Hairston, Carl	DE	Md. Eastern Shore	78	116	1976-83
Hajek, Chuck	C	Northwestern	8	11	1934
Hall, Andy	QB	Delaware	9	0	2005
Hall, Chad	WR	Air Force	16	15	2010-11
Hall, Daeshon	DE	Texas A&M	74	13	2018-
Hall, Deiondre'	S	Northern Iowa	36	13	2018
Hall, Irv	B	Brown	32	8	1942
Hall, Rhett	DT	California	97	35	1995-98
Hallstrom, Ron	G	Iowa	65	12	1993
Halverson, Bill	T	Oregon State	75	8	1942
Halverson, Dean	LB	Washington	56	32	1973-76
Hamilton, Justin	DT	Louisiana-Lafayette	90	3	2017
Hamilton, Ray	E	Arkansas	18, 42	0	1940
Hamilton, Skip†	DT	Southern	99	1	1987
Hamiter, Uhuru	DE	Delaware State	91	8	2000-2001
Hamner, Thomas	RB	Minnesota	33	0	2000
Hampton, Dave	RB	Wyoming	34	8	1976

ALL-TIME ROSTER



Hampton, William	CB	Murray State	41	13	2001
Hankton, Karl	WR	Trinity (IL)	82	10	1998
Hansen, Roscoe	T	North Carolina	73	9	1951
Hanson, Homer	C	Kansas State	NA	2	1935
Hanson, Joselio	CB	Texas Tech	45,22,21	91	2006-11
Hanson, Swede	B	Temple	14, 42	45	1933-37
Harbor, Clay	TE	Missouri State	82	39	2010-12
Harding, Greg†	DB	Nicholls	28	1	1987
Harding, Roger	C	California	72	6	1947
Hardy, Andre	RB	St. Mary's (CA)	47	6	1984
Hargrove, Marvin	WR	Richmond	80	7	1990
Harmon, Andy	DT	Kent State	91	86	1991-97
Harper, Maurice	C	Austin	10	40	1937-40
Harrington, Perry	RB	Jackson State	35	42	1980-83
Harris, Al	LB	Arizona State	95	32	1989-90
Harris, Al	CB	Texas A&M-Kingsville	31	80	1998-2002
Harris, Antoine	S	Louisville	41	0	2010
Harris, Jim	B	Oklahoma	20	12	1957
Harris, Jon	DE	Virginia	90	24	1997-98
Harris, Leroy	FB	Arkansas State	20	37	1979-82
Harris, Macho	S	Virginia Tech	35	15	2009
Harris, Richard	DE	Grambling	84	39	1971-73
Harris, Rod	WR	Texas A&M	80	20	1990-91
Harris, Tim	DE	Memphis State	97	4	1993
Harrison, Bob	LB	Oklahoma	42	22	1962-63
Harrison, Dennis	DE	Vanderbilt	68	97	1978-84
Harrison, Granville	E	Mississippi State	80	1	1941
Harrison, Jerome	RB	Washington State	33	8	2010
Harrison, Tyreo	LB	Notre Dame	54, 55	14	2002-03
Hart, Clinton	S	Central Florida CC	33	16	2003-04
Hart, Dick	G	No College	71	56	1967-71
Hart, Taylor	DL/OL	Oregon	97, 77	14	2014-16, 17
Hartman, Fred	T	Rice	73	12	1948
Harvey, Richard	DB	Jackson State	41	4	1970
Haskins, Jon	LB	Stanford	52	0	1998
Hasselbeck, Tim	QB	Boston College	11	2	2002
Hauck, Tim	SS	Montana	45	48	1999-2002
Havili, Stanley	FB	Southern California	39	15	2012
Hawkins, Ben	FL	Arizona State	18	102	1966-73
Hawkins, Josh	CB	East Carolina	48	1	2018
Hawkinson, Tanner	G/T	Kansas	79	0	2015
Hayden, Aaron	RB	Tennessee	33	1	1998
Hayden, Ken	C	Arkansas	50	9	1942
Hayes, Ed	DB	Morgan State	47	4	1970
Hayes, Joe	WR/KR	Central Oklahoma	80	12	1984
Haymond, Alvin	B	Southern	30	11	1968
Heath, Jo Jo	DB	Pittsburgh	29	15	1981
Hebron, Vaughn	RB	Virginia Tech	45, 20	32	1993-95
Heck, Ralph	LB	Colorado	43	40	1963-65
Hector, Bruce	DT	South Florida	98, 90	11	2018, 19-
Hegamin, George	G/T	North Carolina State	69	16	1998
Heller, Ron	T	Penn State	73	75	1988-92
Henderson, Jerome	CB	Clemson	26	15	1995
Henderson, Zac	S	Oklahoma	24	12	1980
Hendrickson, Steve	LB	California	48	3	1995
Henery, Alex	K	Nebraska	6	48	2011-13
Henry, Chas	P	Florida	8	19	2011-12
Henry, Maurice	LB	Kansas State	53	7	1990
Henry, Wally	WR	UCLA	89	56	1977-82
Henson, Gary	E	Colorado	80	11	1963
Herbig, Nate	G	Stanford	67	2	2019-
Herremans, Todd	G/T	Saginaw Valley State	79	127	2005-2014
Herrod, Jeff	LB	Mississippi	54	10	1997
Hershey, Kirk	E	Cornell	80	6	1941
Hertel, Rob	QB	Southern California	16	0	1980
Hester, Treyvon	DT	Toledo	90	12	2018
Hewitt, Bill	E	Michigan	56, 82	38	1936-39, 43

Hicks, Artis	G/T	Memphis	77	38	2002-05
Hicks, Jordan	LB	Texas	58	43	2015-18
Higgins, Tom	T	North Carolina	71	17	1954-55
Higgs, Mark	RB	Kentucky	22	15	1989
Hill, Fred	E	Southern California	86	83	1965-71
Hill, King	B	Rice	10	71	1961-68
Hill, P.J.	RB	Wisconsin	32	0	2009
Hinkle, Jack	B	Syracuse	43	37	1941-47
Hix, Billy	E	Arkansas	85	11	1950
Hoage, Terry	S	Georgia	34	65	1986-90
Hoague, Joe	B	Colgate	13, 36	0	1943
Hobbs, Bill	LB	Texas A&M	56	37	1969-71
Hobbs, Ellis	CB	Iowa State	31	16	2009-10
Hodges, Reggie	P	Ball State	3	3	2005
Hogan, Mike	FB	Tenn.-Chattanooga	30,35	41	1976-78, 80
Holcomb, William	T	Texas Tech	NA	1	1937
Hollins, Mack	WR	North Carolina	10, 16	28	2017-19
Holly, Bob	QB	Princeton	12	0	1984
Holmes, Lester	G	Jackson State	73	46	1993-96
Holyfield, Elijah	RB	Georgia	33	0	2019-
Hood, Roderick	CB	Auburn	29	56	2003-06
Hooks, Alvin	WR	Cal State-Northridge	80	3	1981
Hoover, Mel	WR	Arizona State	85	30	1982-84
Hopkins, Wes	FS	Southern Methodist	48	137	1983-93
Horan, Mike	P	Long Beach State	2	32	1984-85
Hord, Roy	G	Duke	64	11	1962
Horn, Marty†	QB	Lehigh	14	1	1987
Horrell, Bill	G	Michigan State	62	4	1952
Hoss, Clark	TE	Oregon	80	4	1972
Howard, Austin	T	Northern Iowa	68	4	2010
Howard, Bob	CB	San Diego State	23	26	1978-79
Howard, Darren	DE	Kansas State	90	64	2006-09
Howard, Jordan	RB	Indiana	24	10	2019
Howell, Lane	T	Grambling	79	63	1965-69
Hoyem, Lynn	G	Long Beach State	63	56	1964-67
Hoying, Bobby	QB	Ohio State	7	16	1996-98
Hrabetin, Frank	T	Loyola (CA)	71	7	1942
Huarte, John	QB	Notre Dame	7	2	1968
Hudson, Bob	B	Clemson	42, 88	59	1953-55, 57-58
Hudson, John	G	Auburn	66	67	1991-95
Huff, Josh	WR	Oregon	11, 13	34	2014-16
Huggins, Albert	DT	Clemson	76	4	2019-
Hughes, Brandon	CB	Oregon State	24, 27	31	2010-13
Hughes, Chuck	FL	Texas-El Paso	13	22	1967-69
Hughes, William	C	Texas	15, 29	40	1937-40
Huggins, Albert	DT	Clemson	76	4	2019
Hultz, Don	DT	Southern Mississippi	83	119	1964-73
Humbert, Dick	E	Richmond	81	60	1941, 1945-49
Humphrey, Claude	DE	Tennessee State	87	44	1979-81
Hunt, Calvin	C	Baylor	54	7	1970
Hunt, Phillip	DE/LB	Houston	76, 56	22	2011-13
Hunt, Tony	RB	Penn State	29	14	2007-08
Hunter, Herman	RB/KR	Tennessee State	36	16	1985
Huth, Jerry	G	Wake Forest	54, 65	22	1959-60
Hutton, Tom	P	Tennessee	4	64	1995-98
Huxhold, Ken	G	Wisconsin	63	59	1954-58
Huzvar, John	B	North Carolina State	38	12	1952

Player	Pos	College	#	GP	Years
Ignatius, James	G	Holy Cross	NA	0	1935
Igwenagu, Emil	FB/TE	Massachusetts	41, 82	3	2012-13
Ikegwuonu, Jack	CB	Wisconsin	33	1	2008
Illman, Ted	B	Montana	NA	0	1933
Ingram, Mark	WR	Michigan State	85	5	1996
Ingram, Cornelius	TE	Florida	88	0	2009
Irvin, Willie	B	Florida A&M	81	3	1953

ALL-TIME ROSTER



J

Player	Pos	College	#	GP	Years
Jackson, Al	CB	Georgia	26	11	1994
Jackson, Alonzo	DE	Florida State	62	1	2005
Jackson, Bob	B	Alabama	28	12	1960
Jackson, DeSean	WR	California	10	90	2008-13, 19-
Jackson, Don	B	North Carolina	10, 50	10	1936
Jackson, Earnest	RB	Texas A&M	41	16	1985-86
Jackson, Greg	FS	LSU	47	32	1994-95
Jackson, Harold	WR	Jackson State	29	56	1969-72
Jackson, Jamaal	C	Delaware State	67	88	2003-11
Jackson, Johnny	DE	Southern	62	2	1977
Jackson, Keith	TE	Oklahoma	88	60	1988-91
Jackson, Kenny	WR	Penn State	81, 83, 84	92	1984-88, 90-91
Jackson, Malik	DT	Tennessee	97	1	2019-
Jackson, Marlin	S	Michigan	28	0	2010
Jackson, Randy	RB	Wichita State	33	14	1974
Jackson, Trenton	FL	Illinois	27	3	1966
Jacobs, David†	K	Syracuse	4	3	1987
Jacobs, Proverb	T	California	67	12	1958
James, Angelo†	CB	Sacramento State	42	3	1987
James, Craig	CB	Southern Illinois	39	14	2019-
James, Ronald "Po"	RB	New Mexico State	27, 33	49	1972-75
James, William	CB	Western Illinois	21	17	2006-07
Janet, Ernie	T	Washington	64	1	1975
Jarmoluk, Mike	T	Temple	78	81	1949-55
Jarrett, Jaiquawn	S	Temple	26	13	2011-12
Jarvi, Toimi	B	Northern Illinois	32	5	1944
Jasper, Edward	DT	Texas A&M	74	17	1997-98
Jaworski, Ron	QB	Youngstown State	7	142	1977-86
Jean-Gilles, Max	G	Georgia	62	42	2006-10
Jefferson, Greg	DE	Central Florida	79	57	1995-2000
Jefferson, William	B	Mississippi State	43	5	1942
Jeffery, Alshon	WR	South Carolina	17	39	2017-
Jelesky, Tom	T	Purdue	77	25	1985-86
Jells, Dietrich	WR	Pittsburgh	83	23	1998-99
Jenkins, Cullen	DT	Central Michigan	97	32	2011-12
Jenkins, Izel	CB	North Carolina State	46	77	1988-92
Jenkins, Justin	WR	Mississippi State	16	0	2005
Jenkins, Malcolm	S	Ohio State	27	96	2014-19
Jernigan, Tim	DT	Florida State	93	28	2017-19
Jeter, Tommy	DT	Texas	98	36	1992-95
Jiles, Dwayne	LB	Texas Tech	53	52	1985-89
Johansson, Ove	K	Abilene Christian	10	2	1977
Johnson, Albert	B	Kentucky	44	7	1942
Johnson, Alonzo	LB	Florida	54	18	1986-87
Johnson, Alvin	B	Hardin-Simmons	27	5	1948
Johnson, Bill	DT	Michigan State	94	19	1998-99
Johnson, Charles	WR	Colorado	81	27	1999-2000
Johnson, Charlie	MG	Colorado	65	76	1977-81
Johnson, Christ†	DB	Millersville	30	2	1987
Johnson, Damaris	WR	Tulsa	13	27	2012-13
Johnson, Dirk	P	Northern Colorado	8	55	2003-06
Johnson, Don	B	California	40	20	1953-55
Johnson, Dwight	DE	Baylor	62	4	2000
Johnson, Eric	DB	Washington State	49	30	1977-78
Johnson, Gene	B	Cincinnati	27	23	1959-60
Johnson, Jay	LB	Texas A&M-Commerce	48	8	1969-70
Johnson, Jimmie	TE	Howard	88	51	1995-98
Johnson, Keelan	S	Arizona State	38	2	2013
Johnson, Kevin	DT	Texas Southern	94	23	1995-96
Johnson, Lane	T	Oklahoma	65	92	2013-
Johnson, Lee	P	BYU	6	2	2002
Johnson, Marcus	WR	Texas	14	10	2017
Johnson, Maurice	TE	Temple	87	55	1991-94
Johnson, Norm	K	UCLA	9	15	1999
Johnson, Reggie	TE	Florida State	80	9	1995
Johnson, Ron	WR	Southern California	80	0	2011-12

Johnson, Ron	WR	Long Beach State	85	47	1985-89
Johnson, Ron	DE	Shippensburg	62	3	2003
Johnson, Vaughan	LB	North Carolina State	52	4	1994
Johnston, Cameron	P	Ohio State	1	32	2018-
Jonas, Don	B	Penn State	33	1	1962
Jones, Barrett	C/G	Alabama	77	0	2015
Jones, Brad	LB	Colorado	52	7	2015
Jones, Chris T.	WR	Miami (FL)	82	32	1995-97
Jones, Dhani	LB	Michigan	55	48	2004-06
Jones, Don	B	Washington	22	0	1940
Jones, Donnie	P	LSU	8	80	2013-17
Jones, Harry	B	Arkansas	23	29	1967-71
Jones, Jimmie	DT/DE	Miami (FL)	98	14	1997
Jones, Joe	DE	Tennessee State	64	21	1974-75
Jones, Julian	S	Missouri	27	2	2001-02
Jones, Preston	QB	Georgia	8	0	1993
Jones, Ray	DB	Southern	21	12	1970
Jones, Sean	S	Georgia	26	15	2009
Jones, Sidney	CB	Washington	22	22	2017-
Jones, Spike	P	Georgia	6	40	1975-77
Jones, Tyrone	DB	Arkansas State	31	0	1989
Jordan, Akeem	LB	James Madison	56	82	2007-12
Jordan, Andrew	TE	Western Carolina	49	3	1998
Jorgenson, Bud	T	St. Mary's (CA)	42	11	1935
Joseph, James	RB	Auburn	32	64	1991-94
Joyner, Seth	LB	Texas-El Paso	59	120	1986-93
Jurgensen, Sonny	QB	Duke	9	83	1957-63
Justice, Winston	T	Southern California	74	47	2006-12

K

Player	Pos	College	#	GP	Years
Kab, Vyto	TE	Penn State	84	40	1982-85
Kafka, Mike	QB	Northwestern	3	4	2010-11
Kalu, N.D.	DE	Rice	53, 94	64	1997, 2001-05
Kane, Carl	B	St. Louis	36	1	1936
Kapele, John	T	BYU	77	6	1962
Kaplan, Bernie	G	Western Maryland	77	3	1942
Karnofsky, Sonny	B	Arizona	40	8	1945
Kasky, Ed	T	Villanova	73	10	1942
Kaufusi, Steve	DE	BYU	94	32	1989-90
Kavel, George	B	Carnegie Mellon	NA	2	1934
Kearse, Jevon	DE	Florida	93	45	2004-07
Keeling, Ray	T	Texas	28	18	1938-39
Keen, Rabbit	B	Arkansas	24	9	1937-38
Kekeris, Jim	T	Missouri	77	10	1947
Kelce, Jason	C	Cincinnati	62	126	2011-
Keller, Ken	B	North Carolina	23	23	1956-57
Kelley, Bob	C	West Texas A&M	50	24	1955-56
Kelley, Dwight	LB	Ohio State	51	67	1966-72
Kelly, Dennis	T	Purdue	67	30	2012-15
Kelly, Jim	E	Notre Dame	84	13	1965-67
Kelly, Joe	LB	Washington	56	16	1996
Kemp, Jeff	QB	Dartmouth	16	7	1991
Kendricks, Mychal	LB	California	95	85	2012-17
Kenneally, George	E	St. Bonaventure	13	27	1933-35
Kenney, Steve	G	Clemson	73	80	1980-85
Kersey, Merritt	P	West Chester	37	16	1974-75
Key, Wade	G/T	Southwest Texas State	72	121	1970-79
Keyes, Leroy	DB	Purdue	20	45	1969-72
Keys, Howard	T/C	Oklahoma State	61	41	1960-64
Khayat, Ed	T	Tulane	73	67	1958-61, 64-65
Kilroy, Frank	T	Temple	76	134	1943-55
Kimmel, Jon	LB	Colgate	54	4	1985
Kinder, Randy	CB	Notre Dame	43	6	1997
King, Don	T	Kentucky	71	3	1956
Kirchbaum, Kelly†	LB	Kentucky	54	3	1987
Kirkland, Levon	LB	Clemson	93	16	2002
Kirkman, Roger	B	Wash. & Jefferson	19, 3	20	1933-35

ALL-TIME ROSTER



Kirksey, Roy	G	Md. Eastern Shore	65, 66	20	1973-74
Kish, Ben	B	Pittsburgh	44	67	1942-49
Klecko, Dan	DT, FB	Temple	68, 49	16	2008
Klingel, John	DE	Eastern Kentucky	97	21	1987-88
Kloppenborg, Harry	T	Fordham	28	0	1936
Kmetovic, Pete	B	Stanford	27	5	1946
Knapper, Jack	B	Ottawa (KS)	11, 24	2	1934
Knott, Jake	LB	Iowa State	54	12	2013
Knox, Charles	T	St. Edmonds	29	1	1937
Koeninger, Art	C	Tenn.-Chattanooga	30	1	1933
Kolb, Kevin	QB	Houston	4	19	2007-2010
Kolberg, Elmer	B	Oregon State	16, 22	18	1939-40
Koman, Bill	LB	North Carolina	68	23	1957-58
Konecny, Mark	RB/PR	Alma	35	16	1988
Konopka, John	B	Temple	15	0	1936
Kostos, Anthony	E	Bucknell	NA	0	1933
Kowalczyk, Walt	B	Michigan State	43	24	1958-59
Kowalkowski, Scott	LB	Notre Dame	57	32	1991-93
Kramer, Kent	E	Minnesota	87	49	1971-74
Krause, Jonathan	WR	Vanderbilt	10	2	2015
Kraynak, Rich	LB	Pittsburgh	52	52	1983-86
Krepfle, Keith	TE	Iowa State	84	93	1975-81
Kresky, Joseph	G	Wisconsin	26, 5	9	1933-35
Krieger, Robert	E	Dartmouth	82, 89	18	1941, 1946
Kriel, Emmet	G	Baylor	25	1	1939
Kruger, Joe	DE	Utah	73	0	2013
Kuczynski, Bert	E	Pennsylvania	80	3	1946
Kullman, Mike†	SS	Kutztown	35	3	1987
Kupcinec, Irv	B	North Dakota	31	2	1935
Kusko, John	B	Temple	16, 21	23	1936-38

L

Player	Pos	College	#	GP	Years
Laack, Galen	G	Pacific	64	8	1958
Labinjo, Mike	LB	Michigan State	59	8	2004-05
Lachman, Dick	B	No College	24	23	1933-35
Lainhart, Porter	B	Washington State	18	1	1933
Landeta, Sean	P	Towson State	7	65	1999-2002, '05
Landri, Derek	DT	Notre Dame	94	28	2011-12
Landsberg, Mort	B	Cornell	30	11	1941
Landsee, Bob	G/C	Wisconsin	65	9	1986-87
Lang, Israel	B	Tennessee State	29	65	1964-68
Lankas, James	B	St. Mary's (TX)	43	1	1942
Lansford, Buck	T	Texas	79	34	1955-57
Lapham, Bill	C	Iowa	54	12	1960
Larson, Bill	TE	Colorado State	88	5	1978
Latimer, Al	CB	Clemson	29	13	1979
Laux, Ted	B	St. Joseph's	15, 27	5	1942-44
Lavender, Joe	DB	San Diego State	30	40	1973-75
Lavergne, Damian	T	Louisiana Tech	68	0	2003
Lavette, Robert	RB/KR	Georgia Tech	22	1	1987
Lawrence, Kent	WR	Georgia	12	9	1969
Lawrence, Reggie	WR	North Carolina State	80	1	1993
Laws, Trevor	DT	Notre Dame	93, 91	56	2008-11
Lawson, Gerard	CB	Oregon State	47	1	2010
Lazetich, Pete	DE	Stanford	73	27	1976-77
Le Bel, Harper	TE	Colorado State	87	16	1990
Leathers, Milton	G	Georgia	27	4	1933
LeBlanc, Cre'Von	CB	Florida Atlantic	34	12	2018-
Lechthaler, Roy	G	Lebanon Valley	34	4	1933
Ledbetter, Toy	B	Oklahoma A&M	25	40	1950, 1953-55
Lee, Amp	RB	Florida State	28	3	2000
Lee, Bernie	B	Villanova	11	1	1938
Lee, Byron†	LB	Ohio State	58	6	1986-87
Leggett, Scott†	G	Central State (OH)	75	2	1987
LeJeune, Norman	S	LSU	27	0	2003
LeMaster, Frank	LB	Kentucky	55	129	1974-83
Leonard, Jim	B	Notre Dame	19	32	1934-37

Leshinski, Ron	TE	Army	89	1	1999
Levanites, Stephen	T	Boston College	72	5	1942
Levens, Dorsey	RB	Georgia Tech	25	31	2002, 2004
Lewis, Chad	TE	BYU	89	110	1997-05
Lewis, Dion	RB	Pittsburgh	28	24	2011-12
Lewis, Greg	WR	Illinois	83	90	2003-08
Lewis, Joe	T	Compton CC	71	13	1962
Lewis, Michael	S	Colorado	32	76	2002-06
Lewis, Ryan	CB	Pittsburgh	37	2	2019
Lewis, Thad	QB	Duke	9	0	2015
Leyendecker, Tex	T	Vanderbilt	35	2	1933
Lilly, Sammy	DB	Georgia Tech	37	23	1989-90
Lince, Dave	TE	North Dakota	87	18	1966-67
Lindley, Trevard	CB	Kentucky	35	11	2010
Lindskog, Vic	C	Stanford	52	78	1944-51
Lio, Augie	G	Georgetown	62	11	1946
Lipski, John	C	Temple	20	18	1933-34
Liske, Pete	QB	Penn State	14	28	1971-72
Liter, Greg†	DE	Iowa	99	1	1987
Little, Dave	TE	Middle Tennessee St.	89	69	1985-89
Lloyd, Dave	LB/K	Georgia	52	105	1963-70
Lloyd, Greg	LB	Connecticut	96	0	2011
Lofton, James	WR	Stanford	80	9	1993
Logan, Bennie	DT	LSU	96	59	2013-16
Logan, Randy	S	Michigan	41	159	1973-83
Long, Chris	DE	Virginia	56	32	2017-18
Long, Matt†	C	San Diego State	61	3	1987
Long, Travis	LB	Washington State	57	0	2014-15
Looney, Don	E	TCU	30	11	1940
Lou, Ron	C	Arizona State	30, 51	14	1975
Louderback, Tom	LB	San Jose State	61	24	1958-59
Lovato, Rick	LS	Old Dominion	45	51	2016-
Love, Clarence	CB	Toledo	28	6	1998
Love, Sean	G	Penn State	64	0	1997
Lucas, Dick	E	Boston College	87	38	1960-63
Lueck, Bill	G	Arizona	62	11	1975
Luft, Don	E	Indiana	89	12	1954
Lukens, Tom	G	Purdue	63	64	1972-78
Lusk, Herb	RB	Long Beach State	32	28	1976-78

M

Player	Pos	College	#	GP	Years
MacAfee, Ken	E	Alabama	80	4	1959
MacDowell, Jay	E	Washington	85, 88	62	1946-51
Macioszczyk, Art	B	Western Michigan	31	21	1944-47
Mack, Bill	FL	Notre Dame	25	8	1964
Mackey, Kyle	QB	Texas A&M-Commerce	11	0	1986
Mackrides, Bill	B	Nevada	39	39	1947-51
MacIain, Jeremy	WR	Missouri	18	75	2009-14
MacMurdo, Jim	T	Pittsburgh	6, 20	27	1934-37
Maddox, Avonte	CB	Pittsburgh	29	25	2018-
Maehl, Jeff	WR	Oregon	88	24	2013-14
Magee, John	G	Rice	67	91	1948-55
Mahalic, Drew	LB	Notre Dame	54	36	1976-78
Mahe, Reno	RB/KR	BYU	34	55	2003-07
Mailata, Jordan	T	---	68	0	2018-
Mallory, John	B	West Virginia	47	14	1968
Malone, Art	RB	Arizona State	26	16	1975-76
Mamula, Mike	DE	Boston College	59	77	1995-2000
Mandarino, Mike	G	LaSalle	62	13	1944-45
Manning, Rosie	DT	Northeastern State	65	10	1975
Mansfield, Ray	C	Washington	77	14	1963
Mansfield, Von	DB	Wisconsin	45	7	1982
Manske, Ed	E	Northwestern	36, 11	22	1935-36
Manton, Taldon	B	TCU	33	0	1940
Manzini, Baptiste	C	St. Vincent's	50, 66	22	1944-45, '48
Maragos, Chris	S	Wisconsin	42	53	2014-18
Marchi, Basilio	C	New York Univ.	55	7	1941-42

ALL-TIME ROSTER



Marcus, Alex	E	Temple	20	0	1933	McMillen, Dant	DE	Colorado	94	1	1987
Mark, Greg	DE	Miami (FL)	91	2	1990	McMillian, Mark	DB	Alabama	29	64	1992-95
Maronic, Duke	G	No College	61	67	1944-50	McMullen, Billy	WR	Virginia	80, 81	28	2003-05
Marsh, Curtis	CB	Utah State	31	23	2011-13	McNabb, Dexter	FB	Florida	38	1	1995
Marshall, Anthony	SS	LSU	35	16	1998	McNabb, Donovan	QB	Syracuse	5	148	1999-2009
Marshall, Byron	RB	Oregon	39	3	2016	McNeill, Tom	P	Stephen F. Austin	12, 36	26	1971-73
Marshall, Keyonta	DT	Grand Valley State	65	1	2005	McNutt, Marvin	WR	Iowa	83	4	2012
Marshall, Larry	KR	Maryland	22	44	1974-77	McPherson, Don	QB	Syracuse	9	0	1988-90
Marshall, Whit	LB	Georgia	58	1	1996	McPherson, Forest	T	Nebraska	26, 35	22	1935-37
Martin, Aaron	DB	North Carolina Central	42	28	1966-67	McRae, Jerrold	WR	Tennessee State	82	5	1979
Martin, Cecil	FB	Wisconsin	38	60	1999-2002	McTyer, Tim	CB	BYU	24	26	1997-98
Martin, Kelvin	WR	Boston College	84	9	1995	Meadows, Ed	E	Duke	66	12	1958
Martin, Steve	DT	Missouri	73, 91	25	1998-99	Means, Steven	LB	Buffalo	51	14	2015-17
Mass, Wayne	T	Clemson	78	3	1972	Medved, Ron	DB	Washington	45	51	1966-70
Masters, Bob	B	Baylor	30, 31, 33	16	1937-38, 41-43	Mellekas, John	T	Arizona	65	11	1963
Masters, Walt	B	Pennsylvania	53	2	1936	Menkin, Nate	T/G	Mary Hardin-Baylor	74	0	2012
Matesic, Ed	B	Pittsburgh	12	22	1934-35	Mercer, Giradie	DT	Marshall	61	0	2000
Mathews, Ryan	RB	Fresno State	24	26	2015-16	Merkens, Guido†	QB	Sam Houston State	19	3	1987
Mathis, Evan	G	Alabama	69	56	2011-14	Meyer, Fred	E	Stanford	80, 89	18	1942, 1945
Matson, Ollie	B	San Francisco City JC	33	40	1964-66	Meyers, John	T	Washington	75	56	1964-67
Matthews, Casey	LB	Oregon	50	64	2011-14	Miano, Rich	DB	Hawaii	38	75	1991-94
Matthews, Jordan	WR	Vanderbilt	81, 80	62	2014-16, 18, 19	Michaels, Ed	G	Villanova	60	39	1943-46
Mavraides, Menil	G	Notre Dame	64, 65	24	1954, 1957	Michel, Mike	P/K	Stanford	2	10	1978
Maxwell, Byron	CB	Clemson	31	14	2015	Michels, John	T	Southern California	75	0	1999
May, Dean	QB	Louisville	5	2	1984	Michels, John	G	Tennessee	61	11	1953
Mayberry, Jermane	G/T	Texas A&M-Kingsville	71	112	1996-2004	Middlebrook, Oren	WR	Arkansas State	81	16	1978
Mayes, Rufus	T	Ohio State	77	16	1979	Mikell, Quintin	S	Boise State	27, 46	123	2003-10
Maynard, Les	B	Rider	21	0	1933	Mike-Mayer, Nick	K	Temple	1	15	1977-78
Mays, Joe	LB	North Dakota State	51	13	2008-09	Millard, Keith	DT	Washington State	77	14	1993
Mazzanti, Jerry	E	Arkansas	62	5	1963	Miller, Bubba	C/G	Tennessee	65	58	1996-2001
McAfee, Wesley	B	Duke	40	8	1941	Miller, Don	B	Southern Methodist	46	2	1954
McAlister, James	RB	UCLA	43	27	1975-76	Miller, Shareef	DE	Penn State	51	1	2019-
McBriar, Mat	P	Hawaii	1	13	2012	Miller, Tom	E	Hampden-Sydney	89	18	1942-44
McCalister, Alex	DE	Florida	57	0	2016	Milling, Al	G	Richmond	51	2	1942
McCants, Darnerien	WR	Delaware State	85	12	2005	Mills, Garrett	TE	Tulsa	89	7	2010
McChesney, Bob	E	Hardin-Simmons	86	0	1950	Mills, Jalen	CB	LSU	31	48	2016-
McClellan, Mike	B	Oklahoma	23	24	1962-63	Milon, Barnes	G	Austin	30	0	1934
McCloskey, Mike	TE	Penn State	84	1	1987	Milons, Freddie	WR	Alabama	85	0	2002
McCoo, Eric	RB	Penn State	22	1	2004	Mira, George	QB	Miami (FL)	10	7	1969
McCown, Josh	QB	Sam Houston State	18	3	2019	Miraldi, Dean	T	Utah	64	30	1982-84
McCoy, LeSean	RB	Pittsburgh	29, 25	90	2009-14	Mitcham, Gene	E	Arizona State	80	2	1958
McCoy, Matt	LB	San Diego State	51	26	2005-07	Mitchell, Brian	RB/KR	Southwestern La.	30	48	2000-02
McCoy, Pat	T	West Texas A&M	68	0	2006	Mitchell, Freddie	WR	UCLA	84	63	2001-04
McCrary, Fred	FB	Mississippi State	41	13	1995	Mitchell, Leonard	DE/DT	Houston	74, 99	77	1981-86
McCray, Bobby	DE	Florida	73	1	2010	Mitchell, Martin	DB	Tulane	48	14	1977
McCullough, Hugh	B	Oklahoma	NA	1	1943	Mitchell, Randall†	NT	Tenn.-Chattanooga	90	3	1987
McCusker, Jim	T	Pittsburgh	75	51	1959-62	Moats, Ryan	RB	Louisiana Tech	23	15	2005-07
McDonald, Don	E	Oklahoma	81	15	1944-45	Molden, Frank	T	Jackson State	74	13	1968
McDonald, Lester	E	Nebraska	76, 26	9	1940	Molk, David	C	Michigan	63	8	2014-15
McDonald, Tommy	FL	Oklahoma	25	88	1957-63	Monk, Art	WR	Syracuse	85	3	1995
McDonough, Robert	G	Duke	64	10	1942-46	Monroe, Henry	CB	Mississippi State	24	3	1979
McDougle, Dexter	CB	Maryland	33, 34	10	2017, 2018	Montgomery, Monty	CB	Houston	25	0	2001
McDougle, Jerome	DE	Miami (FL)	95	33	2003-07	Montgomery, Wilbert	RB	Abilene Christian	31	100	1977-84
McFadden, Paul	K	Youngstown State	8	60	1984-87	Mooney, Tim†	DE	Western Kentucky	74	2	1987
McGill, T.Y.	DT	North Carolina State	74	2	2018	Moore, Damon	SS	Ohio State	43	48	1999-2001
McGlynn, Mike	G	Pittsburgh	77	19	2008-10	Moore, Evan	TE	Stanford	86	1	2012
McHale, Tom	G/T	Cornell	68	21	1993-94	Moreno, Zeke	LB	Southern California	50	4	2005
McHugh, Pat	B	Georgia Tech	49	51	1947-51	Morey, Sean	WR	Brown	19, 85	16	2001, 2003
McIntyre, Guy	G	Georgia	62	31	1995-96	Morgan, Dennis	KR	Western Illinois	42	4	1975
McKeever, Marlin	LB	Southern California	85	13	1973	Morgan, Mike	LB	LSU	89	50	1964-67
McKelvin, Leodis	CB	Troy	21	13	2016	Morris, Dwaine	DT	Southwestern La.	69	1	1985
McKenzie, Kevin	WR	Washington State	88	0	1998	Morris, Stephen	QB	Miami (FL)	4	0	2015
McKenzie, Raleigh	C	Tennessee	63	32	1995-96	Morriss, Guy	C	TCU	50, 62	158	1973-83
McKnight, Dennis	G	Drake	62	16	1991	Morse, Bobby	RB/KR	Michigan State	36	11	1987
McLeod, Rodney	S	Virginia	23	49	2016-	Mortell, Emmett	B	Wisconsin	31	30	1937-39
McMahon, Jim	QB	BYU	9	21	1990-92	Moseley, Mark	K	Stephen F. Austin	3	14	1970
McMahon, Mike	QB	Rutgers	4	9	2005	Moselle, Dom	B	Wisconsin-Superior	24	12	1954
McMillan, Erik	S	Missouri	43	6	1993	Moten, Adrian	LB	Maryland	57	1	2012

ALL-TIME ROSTER



Mrkonic, George	T	Kansas	72	10	1953
Muha, Joe	B	Virginia Military	36	56	1946-50
Muhlmann, Horst	K	No College	16	37	1975-77
Mulligan, George	E	Catholic	42	9	1936
Murley, Dick	T	Purdue	68	5	1956
Murphy, Nick	P	Arizona State	3	1	2005
Murray, Calvin	HB	Ohio State	42	8	1981-82
Murray, DeMarco	RB	Oklahoma	29	15	2015
Murray, Eddie	K	Tulane	3	16	1994
Murray, Francis	B	Penn	11	22	1939-40
Myers, Brad	B	Bucknell	46	9	1958
Myers, Jack	B	UCLA	32	24	1948-50

N

Player	Pos	College	#	GP	Years
Nacrelli, Andy	E	Fordham	87	2	1958
Nease, Mike†	C/T	Tenn.-Chattanooga	78	2	1987
Nelson, Al	DB	Cincinnati	26	105	1965-73
Nelson, Dennis	T	Illinois State	68	16	1976-77
Nelson, Tom	S	Illinois State	49	4	2011
Nettles, Jim	DB	Wisconsin	9	54	1965-68
Newton, Charles	B	Washington	40	12	1939-40
Ngata, Haloti	DT	Oregon	94	13	2018
Nichols, Gerald	DT	Florida State	74	7	1993
Niland, John	G	Iowa	74	14	1975-76
Nipp, Maurice	G	Loyola (CA)	68	25	1952-53, '56
Nocera, John	LB	Iowa	29	48	1959-62
Norby, Jack	B	Idaho	26	1	1934
Nordquist, Mark	G	Pacific	68	96	1968-74
Norton, Jerry	B	Southern Methodist	41	51	1954-58
Norton, Jim	T	Washington	73	6	1968
Norwood, Jordan	WR	Penn State	84	1	2009
Nowak, Walt	E	Villanova	81	2	1944

O

Player	Pos	College	#	GP	Years
Oakes, Don	T	Virginia Tech	77	21	1961-62
O'Boyle, Harry	B	Notre Dame	16	2	1933
O'Brien, Davey	B	TCU	5, 8	22	1939-40
O'Brien, Ken	QB	California-Davis	7	5	1993
Obst, Henry	G	Syracuse	22	1	1933
Oden, Derrick	LB	Alabama	58	35	1993-95
Olds, Bill	RB	Nebraska	38, 39	11	1976
Oliver, Greg	RB	Trinity (TX)	48	25	1973-74
Oliver, Hubie	FB	Arizona	34	53	1981-85
O'Neal, Brian	FB	Penn State	31	14	1994
Opeta, Sua	G	Weber State	78	0	2019-
Opperman, Jim	LB	Colorado State	54	10	1975
O'Quinn, John	E	Wake Forest	81	5	1951
Ordway, William	B	North Dakota	NA	0	1939
Oristaglio, Bob	E	Pennsylvania	89	4	1952
Ormsbee, Elliott	B	Bradley	40	4	1946
Osborn, Mike	LB	Kansas State	57	16	1978
Osborne, Richard	TE	Texas A&M	88	34	1976-78
Outlaw, John	DB	Jackson State	20	76	1973-78
Overmyer, Bill	LB	Ashland	56	6	1972
Owens, Don	T	Southern Mississippi	70	27	1958-60
Owens, Jeff	DT	Georgia	64	1	2010
Owens, Terrell	WR	Tenn.-Chattanooga	81	21	2004-05

P

Player	Pos	College	#	GP	Years
Pacella, Dave	G/C	Maryland	72	16	1984
Padiow, Max	E	Ohio State	28	5	1935
Page, Jarrad	S	UCLA	41	6	2011
Pagliei, Joe	B	Clemson	32	7	1959
Palelei, Lonnie	T/G	UNLV	77	16	1999
Palmer, Leslie	B	North Carolina St.	40, 84	5	1948

Panos, Joe	G	Wisconsin	63, 72	54	1994-97
Papale, Vince	WR	St. Joseph's	83	41	1976-78
Pape, Orrin	B	Iowa	19	0	1933
Parker, Artimus	DB	Southern California	24	42	1974-76
Parker (Thomas), Juqua	DE	Oklahoma State	75	105	2005-2012
Parker, Rodney	WR	Tennessee State	83	19	1980-81
Parkey, Cody	K	Auburn	1	19	2014-15
Parmer, Jim	B	Oklahoma A&M	43	88	1948-56
Parry, Josh	FB	San Jose State	49	29	2004-05
Paschal, Marcus	S	Iowa	32	3	2007
Paschka, Gordon	G	Minnesota	61	10	1943
Pastorini, Dan	QB	Santa Clara	6	3	1982-83
Pate, Rupert	G	Wake Forest	63	8	1942
Patrick, Chris	T	Nebraska	64	0	2008
Patterson, Dimitri	CB	Tuskegee	23	27	2008-10
Patterson, Mike	DT	Southern California	98	115	2005-12
Patton, Cliff	G	TCU	65	52	1946-50
Patton, Jerry	DT	Nebraska	77	14	1974
Payne, Ken	WR	Langston	82	16	1978
Peaks, Clarence	B	Michigan State	26	83	1957-63
Pederson, Doug	QB	Northeast Louisiana	14	16	1999
Peete, Rodney	QB	Southern California	9	30	1995-98
Pegg, Harold	C	Bucknell	19	0	1940
Pellegrini, Bob	LB	Maryland	53	59	1956, 1958-61
Perkins, Joshua	TE	Washington	83, 81	14	2018, 19-
Peters, Jason	T	Arkansas	71	140	2009-
Penaranda, Jairo	RB	UCLA	38	4	1985
Peoples, Woody	G	Grambling	69	47	1978-80
Perot, Pete	G	Northwestern La.	62	67	1979-84
Perrino, Mike†	T	Notre Dame	64	3	1987
Perry, Bruce	RB	Maryland	35	5	2004-06
Perry, William	DT	Clemson	90	24	1993-94
Peters, Floyd	DT	San Francisco State	72	69	1964-69
Peters, Scott	C/G	Arizona State	62	0	2002
Peters, Volney	T	Southern California	76	10	1958
Pettigrew, Gary	DT	Stanford	88	111	1966-74
Philbin, Gerry	DE	Buffalo	77	13	1973
Phillips, Jason	LB	Texas Christian	52	0	2013
Phillips, Ray	LB	Nebraska	52	53	1978-81
Phillips, Ray†	DE/LB	North Carolina State	93	3	1987
Piasecky, Albert	E	Duke	NA	0	1942
Picard, Bob	WR	Washington State	82	46	1973-76
Pihos, Pete	E	Indiana	35	107	1947-55
Pilconis, Joe	E	Temple	18, 28, 2, 24	32	1934, 1936-37
Pinder, Cyril	B	Illinois	22	42	1968-70
Pinkston, Todd	WR	Southern Mississippi	87	78	2000-05
Piro, Henry	E	Syracuse	89	10	1941
Pisarcik, Joe	QB	New Mexico State	9	29	1980-84
Pitts, Alabama	B	No College	50	3	1935
Pitts, Mike	DT/DE	Alabama	74	75	1987-92
Pivarnick, Joe	G	Notre Dame	29	6	1936
Poage, Ray	E	Texas	35	27	1964-65
Polk, Chris	RB	Washington	32	36	2012-14
Pollard, Al	B	Army	21	30	1951-53
Polley, Tom	LB	UNLV	57	2	1985
Pollock, William	B	PA Military Academy	44	0	1943
Pope, Geoff	CB	Howard	30	1	2009
Porter, Ron	LB	Idaho	50	54	1969-72
Poth, Phil	G	Gonzaga	NA	1	1934
Powell, Art	B	San Jose State	87	12	1959
Powlus, Ron	QB	Notre Dame	11	0	2000
Poyer, Jordan	CB	Oregon State	33	3	2013
Prater, Shaun	CB	Iowa	31	1	2013
Preece, Steve	DB	Oregon State	33	22	1970-72
Prescott, Hal	E	Hardin-Simmons	86	25	1947-49
President, Andre	TE	Angelo State	48	0	1997
Priestly, Robert	E	Brown	81	9	1942
Prisco, Nick	B	Rutgers	18	2	1933

ALL-TIME ROSTER



Pritchard, Bosh	B	Virginia Military	30	54	1942, 1946-51
Pritchett, Stanley	RB	South Carolina	36	16	2000
Prosinski, Chris	S	Wyoming	33	8	2014
Pryor, Matt	G/T	TCU	69	12	2018-
Puetz, Garry	T	Valparaiso	64	2	1979
Pumphrey, Donnel	RB	San Diego State	34	0	2017
Pylman, Bob	T	South Dakota State	39	21	1938-39
Pyne, Jim	C/G	Virginia Tech	73	5	2001

Q

Player	Pos	College	#	GP	Years
Qualls, Elijah	DT	Washington	98	6	2017
Quick, Mike	WR	North Carolina State	82	101	1982-90
Quinlan, Bill	E	Michigan State	83	11	1963

R

Player	Pos	College	#	GP	Years
Rado, George	E	Duquesne	27	19	1937-38
Ragazzo, Phil	T	Case Western Res.	31, 77	16	1940-41
Ramsey, Herschel	E	Texas Tech	12, 88	35	1938-40, 45
Ramsey, Knox	G	William & Mary	62	3	1952
Ramsey, Lajuan	DT	Southern California	77	15	2006-07
Ramsey, Nate	DB	Indiana State	24	134	1963-72
Rash, Lou	CB	Mississippi Valley St.	28	4	1984
Raskowski, Leo	T	Ohio State	45	2	1935
Ratliff, Don	DE	Maryland	77	6	1975
Rau, Ryan	LB	Portland State	53	4	2012
Rauch, John	B	Georgia	11	4	1951
Rayburn, Sam	DT	Tulsa	91	52	2003-06
Raye, Jim	DB	Michigan State	30	2	1969
Reader, Jamie	FB	Akron	34	16	2001
Reagan, Frank	B	Pennsylvania	40	36	1949-51
Reagor, Montae	DT	Texas Tech	94	7	2007
Reaves, John	QB	Florida	6, 7	16	1972-75
Recher, Dave	C	Iowa	50, 51	46	1965-68
Reed, J.R.	S/KR	South Florida	30	34	2004-05, 07-08
Reed, James	LB	California	57	4	1977
Reed, Michael	FB	Washington	39	4	1998
Reed, Taft	B	Jackson State	17	6	1967
Reese, Henry	C/LB	Temple	25, 20	48	1935-39
Reese, Ike	LB	Michigan State	58	112	1998-2004
Reeves, Ken	T	Texas A&M	66	69	1985-89
Reeves, Marion	DB	Clemson	45	14	1974
Reichenbach, Mike	LB	East Stroudsburg	55	87	1984-89
Reichow, Jerry	E	Iowa	17	12	1960
Reid, Alan	RB	Minnesota	24	1	1987
Reid, Mike	S	North Carolina State	42	12	1993-94
Reid, Willie	WR	Florida State	18	0	2008
Reilly, Kevin	LB	Villanova	52	21	1973-74
Renfro, Leonard	DT	Colorado	94	23	1993-94
Renfro, Will	E	Memphis State	66	14	1961
Repko, Jay†	TE	Ursinus	89	3	1987
Restic, Joe	E	Villanova	82	3	1952
Retzlaff, Pete	E	South Dakota St.	25, 44	132	1956-66
Reutt, Ray	E	Virginia Military	81	2	1943
Reynolds, Dallas	C	BYU	66	16	2009, 2012
Reynolds, Ed	S	Stanford	30	6	2015
Reynolds, LaRoy	LB	Virginia	50	16	2018
Ricca, Jim	T	Georgetown	71	7	1955-56
Rice, Denzel	CB	Coastal Carolina	35	4	2015
Richards, Bobby	E	LSU	68	56	1962-65
Richardson, Jess	T	Alabama	65, 72	97	1953-61
Richardson, Paul	WR	UCLA	81	1	1993
Richmond, Greg	LB	Oklahoma State	98, 56, 50	0	2005
Ridgeway, Hassan	DT	Texas	98	7	2019-
Riffle, Dick	B	Albright	45	32	1938-40
Riley, Duke	LB	LSU	50	12	2019-
Riley, Lee	B	Detroit Mercy	22	33	1956, 1958-59

Rimington, Dave	C	Nebraska	50	22	1988-89
Ringo, Jim	C	Syracuse	54	56	1964-67
Rissmiller, Ray	T	Georgia	77	1	1966
Ritchie, Jon	FB	Stanford	48	19	2003-04
Robb, Joe	E	TCU	66	24	1959-60
Roberts, John	B	Georgia	12	10	1933-34
Robinson, Burle	E	BYU	27	7	1935
Robinson, Jacques†	FB	Washington	22	3	1987
Robinson, Jerry	LB	UCLA	56	87	1979-84
Robinson, Patrick	CB	Florida State	21	16	2017
Robinson, Ramzee	CB	Alabama	28	3	2009
Robinson, Wayne	LB	Minnesota	52	58	1952-56
Rocca, Sav	P	No College	6	64	2007-10
Rodgers, Richard	TE	California	82	8	2018, 19
Rodgers-Cromartie, D.	CB	Tennessee State	23	29	2011-12
Roffler, William	B	Washington State	23	3	1954
Rogalla, John	B	Scranton	32	8	1945
Rogas, Dan	G	Tulane	65	10	1952
Rogers, Stefan	T	Lambuth	64	0	2006-07
Rolle, Brian	LB	Ohio State	59, 52	20	2011-12
Romanowski, Bill	LB	Boston College	53	32	1994-95
Romero, Ray	G	Kansas State	68	7	1951
Roper, Dedrick	LB	Northwood	59	14	2005-06
Roper, John	LB	Texas A&M	53	3	1993
Rose, Ken	LB	UNLV	55	61	1990-94
Ross, Alvin†	FB	Central State (OH)	41	2	1987
Ross, Oliver	T	Iowa State	73	0	1999
Rossovich, Tim	LB	Southern California	82	55	1968-71
Rossum, Allen	CB/KR	Notre Dame	25	31	1998-99
Roton, Herbert	E	Auburn	18, 36	9	1937
Roussel, Tom	LB	Southern Mississippi	54	3	1973
Rowan, Everitt	E	Ohio State	32	2	1933
Rowe, Eric	DB	Utah	32	16	2015
Rowe, Robert	B	Colgate	37	4	1935
Royals, Mark†	P	Appalachian State	5	1	1987
Rucker, Keith	DT	Ohio Wesleyan	96	0	1996
Rucker, Martin	TE	Missouri	89	0	2009
Rudolph, Joe	G	Wisconsin	64	4	1995
Runager, Max	P	South Carolina	4	72	1979-83, '89
Runyan, Jon	T	Michigan	69	144	2000-08
Rush, Anthony	DT	UAB	66	9	2019-
Russell, Booker	FB	Southwest Texas State	32	12	1981
Russell, James	T	Temple	17, 22	14	1936-37
Russell, Laf	B	Northwestern	15	7	1933
Russell, Rusty	T	South Carolina	79	1	1984
Ruzek, Roger	K	Weber State	7	58	1989-93
Ryan, Pat	QB	Tennessee	10	4	1991
Ryan, Rocky	E	Illinois	45	24	1956-58
Ryans, DeMeco	LB	Alabama	59	54	2012-15
Ryzcek, Paul†	C	Virginia	73	3	1987
Rypien, Mark	QB	Washington State	11	1	1996

S

Player	Pos	College	#	GP	Years
Sader, Steve	B	No College	33	2	1943
Saidock, Tom	T	Michigan State	75	11	1957
Salas, Greg	WR	Hawaii	19	0	2012
Sampleton, Lawrence	TE	Texas	87	32	1982-84
Samson, Michael	DT	Grambling	98	2	1996
Samuel, Asante	CB	Central Florida	22	56	2008-11
Sanchez, Mark	QB	USC	3	13	2014-15
Sanders, Jack	G	Southern Methodist	67	3	1943, 1945
Sanders, John	DB	South Dakota	26	30	1977-79
Sanders, Miles	RB	Penn State	26	16	2019-
Sanders, Thomas	RB	Texas A&M	45	15	1990-91
Sandifer, Dan	B	LSU	31	17	1950-51
Sapp, Ricky	DE	Clemson	94	0	2010
Sapp, Theron	B	Georgia	30	47	1959-63

ALL-TIME ROSTER



Savitsky, George	T	Penn	75	24	1948-49	Smalls, Fred†	LB	West Virginia	53	3	1987
Saxon, James	FB	San Jose State	22	9	1995	Smallwood, Wendell	RB	West Virginia	28	37	2016-18
Scandrick, Orlando	CB	Boise State	38	3	2019	Smart, Rod	RB	Western Kentucky	24	6	2001
Scarpati, Joe	B	North Carolina State	21	82	1964-69, 1971	Smeja, Rudy	E	Michigan	82	11	1946
Schad, Mike	G	Queens (Canada)	79	55	1989-93	Smith, Alex	TE	Stanford	82	16	2009
Schaefer, Don	B	Notre Dame	24	12	1956	Smith, Ben	CB/S	Georgia	26	39	1990-93
Schau, Ryan	T/G	Illinois	67	13	1999-2001	Smith, Brad	WR	Missouri	16	19	2013-14
Schmitt, Owen	FB	West Virginia	32	31	2010-11	Smith, Bryan	DE	McNeese State	63	0	2008
Schmitt, Ted	C	Pittsburgh	41	33	1938-40	Smith, Charles	WR	Grambling	85	118	1974-81
Schnelker, Bob	E	Bowling Green	85	8	1953	Smith, C.J.	CB	North Dakota State	37	10	2016
Schneller, Bill	B	Mississippi	24	0	1940	Smith, Darrin	LB	Miami (FL)	56	7	1997
Schobel, Matt	TE	TCU	89	36	2006-08	Smith, Daryle	T	Tennessee	63, 75	33	1990-92
Schrader, Jim	C	Notre Dame	51	40	1962-64	Smith, Ed	TE	No College	89	7	1999
Schreiber, Adam	G/C	Texas	76	27	1986-88	Smith, J.D.	T	Rice	76	65	1959-63
Schuehle, Jake	B	Rice	38	2	1939	Smith, Jack	C	Stanford	83	6	1942
Schultz, Eberle	G	Oregon State	48, 71	21	1940, 1943	Smith, Jackie	DB	Troy State	32	5	1971
Schulz, Jody	LB	East Carolina	53, 95	44	1983-87	Smith, John	T	Florida	83	1	1945
Sciarra, John	DB	UCLA	21	76	1978-83	Smith, L.J.	TE	Rutgers	82	86	2003-08
Sciullo, Steve	G	Marshall	68	15	2004	Smith, Marcus	LB/DE	Louisville	90	37	2014-16
Scott, Boston	RB	Louisiana Tech	49, 35	13	2018-	Smith, Milton	E	UCLA	30, 82	5	1945
Scott, Clyde	B	Arkansas	27	23	1949-52	Smith, Otis	CB	Missouri	30	62	1991-94
Scott, Gari	WR	Michigan State	16, 86	3	2000-01	Smith, Phil	WR	San Diego State	83	3	1986
Scott, Ian	DT	Florida	91	0	2007	Smith, Ralph	E	Mississippi	85	38	1962-64
Scott, Jake	G	Idaho	64	7	2012	Smith, Ray	C	Missouri	29	1	1933
Scott, Tom	E	Virginia	82	72	1953-58	Smith, Rich	C	Ohio State	35	3	1933
Scotti, Ben	B	Maryland	48	9	1962-63	Smith, Robert	B	Nebraska	43	4	1956
Seals, Leon	DT	Jackson State	97	5	1992	Smith, Ron	WR	San Diego State	81	14	1981-83
Sears, Vic	T	Oregon State	79	131	1941-53	Smith, Steve	WR	USC	11	9	2011
Seay, Mark	WR	Long Beach State	81	28	1996-97	Smith, Steve	T	Michigan	74, 78	41	1971-74
Sebastian, Mike	B	Pittsburgh	34	4	1935	Smith, Torrey	WR	Maryland	82	16	2017
Selby, Rob	G	Auburn	75	32	1991-94	Smith, Troy	WR	East Carolina	83, 19	1	1999
Sendejo, Andrew	S	Rice	42	9	2019	Smith, Wade	OL	Memphis	73	5	2014
Seumalo, Isaac	G	Oregon State	73	52	2016-	Smothers, Howard	G	Bethune-Cookman	77	0	1995
Shann, Bob	B	Boston College	25	10	1965, 67	Smukler, Dave	B	Temple	13	36	1936-39
Sharkey, Ed	T	Duke	66	19	1954-55	Snead, Norman	B	Wake Forest	16	85	1964-70
Shaub, Harry	G	Cornell	NA	1	1935	Snyder, Lum	T	Georgia Tech	73, 79	59	1952-55, '58
Shaw, Rickie	T	North Carolina	68	0	1994	Sodaski, John	LB	Villanova	96	18	1972-73
Shaw, Ricky	LB	Oklahoma State	51	16	1989-90	Sokolis, Stan	T	Pennsylvania	NA	0	1933
Shepherd, JaCorey	CB	Kansas	36	0	2015	Solomon, Freddie	WR	South Carolina St.	17, 84	43	1995-98
Sheppard, Lito	CB	Florida	26	93	2002-08	Solt, Ron	G	Maryland	65	44	1988-91
Sherman, Al	B	Brooklyn College	10	51	1943-47	Somers, George	T	LaSalle	19	19	1939-40
Sherman, Heath	RB	Texas A&I	23	76	1989-93	Sopoaga, Isaac	DT	Hawaii	97	8	2013
Shires, Marshall	T	Tennessee	72	7	1945	Spach, Stephen	TE	Fresno State	41	13	2005
Shonk, John	E	West Virginia	85	10	1941	Spagnola, John	TE	Yale	88	111	1979-87
Short, Jason	LB	Eastern Michigan	52	29	2004-06	Spence, Akeem	DT	Illinois	66	6	2019
Shuler, Mickey	TE	Penn State	82, 85	20	1990-91	Spikes, Takeo	LB	Auburn	51	14	2007
Siano, Mike†	WR	Syracuse	86	3	1987	Spillers, Ray	T	Arkansas	33	10	1937
Sikahema, Vai	WR/PR	BYU	22	32	1992-93	Sproles, Darren	RB	Kansas State	43	61	2014-19
Simerson, John	C	Purdue	53, 64	16	1957-58	Square, Damion	DE	Alabama	77	10	2013
Simmons, Clyde	DE	Western Carolina	96	124	1986-93	Stackpool, John	B	Washington	36	8	1942
Simon, Corey	DT	Florida State	90	78	2000-04	Stacy, Siran	RB	Alabama	27	16	1992
Simoneau, Mark	LB	Kansas State	53, 50	46	2003-05	Stafford, Dick	E	Texas Tech	86	11	1962-63
Sims, David	S	Iowa State	21	15	2012	Staley, Duce	RB	South Carolina	22	98	1997-2003
Sims, Ernie	LB	Florida State	50	15	2010	Stallworth, Donté	WR	Tennessee	18	12	2006
Sinceno, Kaseem	TE	Syracuse	89	10	1998-99	Stasica, Leo	B	Colorado	NA	0	1941
Sinclair, Michael	DE	Eastern New Mexico	75	4	2002	Steele, Ernie	B	Washington	37	69	1942-48
Singletary, Reggie	DT/G	North Carolina St.	68, 97	61	1986-90	Steere, Dick	T	Drake	72	5	1951
Singleton, Alex	LB	Montana State	49	10	2019-	Steinbock, Laurence	T	St. Thomas	34	3	1933
Sisemore, Jerry	T	Texas	76	156	1973-84	Steinke, Gil	B	Texas A&I	41	25	1945-48
Sistrunk, Manny	DT	Arkansas-Pine Bluff	79	60	1976-79	Stetz, Bill	G	Boston College	65	2	1967
Skaggs, Jim	G	Washington	70	100	1963-72	Stevens, Don	B	Illinois	20	15	1952, 1954
Skladany, Leo	E	Pittsburgh	63	3	1949	Stevens, Matt	S	Appalachian State	45	18	1997-98
Skladany, Tom	P	Ohio State	5	4	1983	Stevens, Pete	C	Temple	20	4	1936
Slater, Mark	C	Minnesota	61	73	1979-83	Stevens, Richard	T	Baylor	73	60	1970-74
Slay, Henry	DT	West Virginia	95	3	1998	Steward, Dean	B	Ursinus	36	6	1943
Slechta, Jeremy	DT	Nebraska	79	13	2002	Stewart, Tony	TE	Penn State	81	3	2001-02
Small, Jessie	LB	Eastern Kentucky	52	47	1989-91	Stickel, Walt	T	Pennsylvania	72	23	1950-51
Small, Torrance	WR	Alcorn State	80	29	1999-2000	Stockton, Herschel	G	McMurry	21	22	1937-38

ALL-TIME ROSTER



Storm, Edward	B	Santa Clara	22	21	1934-35
Strauthers, Tom	DE	Jackson State	93	47	1983-86
Stribling, Bill	E	Mississippi	80	26	1955-57
Strickland, Donald	CB	Colorado	33	3	2005
Striegel, Bill	G	Pacific	68	12	1959
Stringer, Bob	B	Tulsa	44	24	1952-53
Stuart, Roy	T	Tulsa	NA	0	1943
Stubbs, Daniel	DE	Miami (FL)	93	16	1995
Sturgeon, Cecil	T	North Dakota State	71	6	1941
Sturgis, Caleb	K	Florida	6	30	2015-17
Sturm, Jerry	C	Illinois	55	1	1972
Sudfeld, Nate	QB	Indiana	7	3	2017-
Suffridge, Bob	G	Tennessee	60, 65	20	1941-45
Sugar, Leo	E	Purdue	84	14	1961
Sullivan, Chandon	CB	Georgia State	39	5	2018
Sullivan, Tom	RB	Miami (FL)	25	80	1972-77
Sullivan, Tre	S	Shepherd	37	12	2018
Supluski, Leonard	E	Dickinson	80	9	1942
Sutton, Joe	B	Temple	45	30	1950-52
Sutton, Mitch	DT	Kansas	79	18	1974-75
Sweat, Josh	DE	Florida State	75, 94	24	2018-
Swift, Justin	TE	Kansas State	89	1	1999
Sydner, Jeff	WR/PR	Hawaii	85	35	1992-94
Szafaryn, Len	T	North Carolina	74, 76	8	1957-58
Szymanski, Frank	C	Notre Dame	51	9	1948

T					
Player	Pos	College	#	GP	Years
Talcott, Dan	T	Nevada	62	8	1947
Taliaferro, George	B	Indiana	24	3	1955
Tamburello, Ben	C/G	Auburn	61	50	1987-90
Tapeh, Thomas	FB	Minnesota	41	39	2004-07
Tapp, Darryl	DE	Virginia Tech	91, 55	39	2010-12
Tarasovic, George	E	LSU	82	31	1963-65
Tarver, John	RB	Colorado	49	8	1975
Taseff, Carl	B	John Carroll	23	5	1961
Tate, Golden	WR	Notre Dame	19	8	2018
Tautalatasi, "Junior"	RB	Washington State	37	38	1986-88
Tautolo, Terry	LB	UCLA	58	59	1976-79
Taylor, Bobby	CB	Notre Dame	21	119	1995-2003
Teltschik, John	P	Texas	10	54	1986-90
Tennant, Matt	C	Boston College	68	8	2012
Te'o-Nesheim, Daniel	DE	Washington	52	6	2010
Thacker, Al	B	Charleston	60	3	1942
Thomas, Hollis	DT	Northern Illinois	78	126	1996-2005
Thomas, Johnny	CB	Baylor	41	9	1996
Thomas, Markus	RB	Eastern Kentucky	46	0	1993
Thomas, William	LB	Texas A&M	51	140	1991-99
Thomas, Tra	T	Florida State	72	166	1998-2008
Thomason, Bobby	QB	Virginia Military	11	68	1952-57
Thomason, J "Stumpy"	B	Georgia Tech	28, 29	19	1935-36
Thomason, Jeff	TE	Oregon	83	46	2000-2002, '04
Thompson, Broderick	T	Kansas	76	24	1993-94
Thompson, Don	E	Richmond	84	3	1964
Thompson, Russ	T	Nebraska	25	11	1940
Thompson, Tommy	B	Tulsa	10, 11	88	1941-42, '45-50
Thoms, Art	DE	Syracuse	80	12	1977
Thornburg, Jeremy	S	Northern Arizona	45	0	2005
Thornton, Cedric	DT/DE	Southern Arkansas	72	61	2011-15
Thornton, Dick	B	Missouri-Rolla	28	10	1933
Thrash, James	WR	Missouri Southern	80	47	2001-03
Thrower, Jim	DB	Texas A&M-Commerce	49	24	1970-72
Thurbon, Robert	B	Pittsburgh	49	10	1943
Thurmond, Walter	CB	Oregon	26	16	2015
Timpson, Michael	WR	Penn State	83	15	1997
Tinsley, Scott†	QB	Southern California	11	3	1987
Tobin, Matt	T	Iowa	64	42	2013-16
Togafau, Pago	LB	Idaho State	52	7	2007

Tom, Mel	DE	San Jose State	58, 99	88	1967-73
Tomasetti, Lou	B	Bucknell	15	16	1940-41
Toney, Anthony	FB	Texas A&M	25	67	1986-90
Torrey, Bob	FB	Penn State	39	1	1980
Townsend, Greg	DE	TCU	93	16	1994
Tracey, John	E	Texas A&M	80	9	1961
Treggs, Bryce	WR	California	16	9	2016
Tremble, Greg	DB	Georgia	25	4	1995
Tripucka, Frank	B	Notre Dame	10	0	1949
Trost, Milton	T	Marquette	27	7	1940
Trotter, Jeremiah	LB	Stephen F. Austin	54	116	'98-01, 04-06, 09
Troup, Bill	QB	South Carolina	12	0	1975
Tucker, Matthew	RB	TCU	39	2	2013
Tulloch, Stephen	LB	North Carolina State	50	12	2016
Tupou, Fenuki	T	Oregon	78	0	2009
Tupper, Jeff	DE	Oklahoma	69	3	1986
Turnbow, Guy	T	Mississippi	33, 28	11	1933-34
Turner, Kevin	FB	Alabama	34	58	1995-99
Turner, Paul	WR	Louisiana Tech	19	4	2016
Turral, Willie†	RB	New Mexico	23	1	1987
Tuten, Rick	P	Florida State	14	2	1989
Tyrrell, Joe	G	Temple	69	2	1952

U					
Player	Pos	College	#	GP	Years
Ulmer, Michael†	DB	Doane	32	1	1987
Unutoa, Morris	C	BYU	68	48	1996-98
Upersa, Tuufuli	G	Montana	75	2	1971
Urevig, Claude	B	North Dakota	30	0	1935

V					
Player	Pos	College	#	GP	Years
Vaeao, Destiny	DT	Washington State	97	33	2016-18
Vaitai, Halapoulivaati	T	TCU	72	55	2016-19
Valentine, Zack	LB	East Carolina	54	8	1982-83
Vallos, Steve	C/G	Wake Forest	68	2	2012
Van Brocklin, Norm	QB	Oregon	11	36	1958-60
Van Buren, Ebert	B	LSU	17, 31	36	1951-53
Van Buren, Steve	B	LSU	15	83	1944-51
Vandervelde, Julian	C/G	Iowa	73, 61	18	2011-15
Van Dyke, Alex	WR	Nevada	86	6	1999-2000
Van Dyke, Bruce	G	Missouri	66	4	1966
Vasys, Arunas	LB	Notre Dame	61	22	1966-68
Vick, Michael	QB	Virginia Tech	7	54	2009-13
Vick, Roger	RB	Texas A&M	43	14	1990
Vincent, Troy	CB	Wisconsin	23	118	1996-2003
von Oelhoffen, Kimo	DT	Boise State	66	8	2007

W					
Player	Pos	College	#	GP	Years
Wagner, Steve	S/LB	Wisconsin	42	4	1980-81
Wainright, Frank	TE	Northern Colorado	87	7	1995
Walik, Billy	WR	Villanova	9	32	1970-72
Walker, Adam	FB	Pittsburgh	29	13	1996
Walker, Corey	RB	Arkansas State	39, 29	14	1997-98
Walker, Darwin	DT	Tennessee	97	87	2000-06
Walker, Herschel	RB	Georgia	34	48	1992-94
Walker, Joe	LB	Oregon	59	12	2016-17
Wall, Jamar	S	Texas Tech	37	1	2010
Wallace, Al	DE/LB	Maryland	96	16	1997-99
Wallace, Mike	WR	Mississippi	14	2	2018
Walston, Bobby	E/K	Georgia	83	148	1951-62
Walters, Pete†	G	Western Kentucky	68	3	1987
Walters, Stan	T	Syracuse	75	127	1975-83
Walton, John	QB	Elizabeth City State	10, 11	15	1976-79
Ward, Greg	WR	Houston	84	7	2019-
Ward, Jim	QB	Gettysburg	7	2	1971-72
Ware, Matt	CB	UCLA	21	27	2004-05

ALL-TIME ROSTER



Warmack, Chance	G	Alabama	67	19	2017-18
Warren, Buist	B	Tennessee	41	1	1945
Warren, Chris	RB	Ferrum	35	1	2000
Waters, Andre	SS	Cheyney	20	137	1984-93
Waters, Mike	FB	San Diego State	33	5	1986
Watkins, Danny	G	Baylor	63	23	2011-12
Watkins, Foster	B	West Texas A&M	39, 41	20	1940-41
Watkins, Jaylen	DB	Florida	37, 26	36	2014-17
Watkins, Larry	B	Alcorn A&M	34	37	1970-72
Watson, Edwin	RB	Purdue	35	6	1999
Watson, Terrell	RB	Azusa Pacific	35	1	2016
Watson, Tim	SS	Howard	33	3	1997
Watters, Ricky	RB	Notre Dame	32	48	1995-97
Wayne, Nate	LB	Mississippi	54, 51	25	2003-04
Wear, Robert	C	Penn State	51	3	1942
Weatherall, Jim	T	Oklahoma	77	36	1955-57
Weaver, Jed	TE	Oregon	87	16	1999
Weaver, Leonard	FB	Carson-Newman	43	17	2009-10
Weber, Chuck	LB	West Chester	51	38	1959-61
Weedon, Don	G	Texas	60	12	1947
Wegert, Ted	B	North Carolina	46	14	1955-56
Weiner, Albert	B	Muhlenberg	18	5	1934
Weinstock, Isadore	B	Pittsburgh	10	11	1935
Welbourn, John	G/T	California	76	56	1999-2003
Weldon, Casey	QB	Florida State	11	0	1992
Wells, Billy	B	Michigan State	27	12	1958
Wells, Harold	LB	Purdue	53	56	1965-68
Wells, Reggie	G	Clarion	76	8	2010
Wendlick, Joseph	FL	Oregon State	59	9	1940
Wentz, Carson	QB	North Dakota State	11	56	2016-
Wenzel, Jeff	T	Tulane	72	3	1987
West, Ed	TE	Auburn	83	32	1995-96
West, Hodges	T	Tennessee	72	10	1941
West, Troy	SS	Southern California	31	3	1987
Westbrook, Brian	RB	Villanova	36	107	2002-09
Whalen, Jim	E	Boston College	81	2	1971
Wheaton, Markus	WR	Oregon State	80	1	2018
Wheeler, Mark	DT	Texas A&M	97	13	1999
Whire, John	B	Georgia	NA	2	1933
White, Allison	T	TCU	21	7	1939
White, Reggie	DE/DT	Tennessee	91, 92	121	1985-92
White, Tracy	LB	Howard	54, 52	26	2008-09
Whiting, Brandon	DT/DE	California	98	88	1998-2003
Whitmore, David	S	Stephen F. Austin	42	3	1995
Whittingham, Fred	LB	Cal Poly San Luis Obispo	53, 56	18	1966, 1971
Wiatrak, John	C	Washington	NA	0	1939
Wilburn, Barry	FS	Mississippi	45	23	1995-96
Wilcox, John	T	Oregon	71	12	1960
Wilkes, Reggie	LB	Georgia Tech	51	115	1978-85
Wilkins, Jeff	K	Youngstown State	14	6	1994
Will, Erwin	DT	Dayton	67	5	1965
Willey, Norman	E	Marshall	44, 63, 86	92	1950-57
Williams, Ben	DT	Minnesota	90	3	1999
Williams, Bernard	T	Georgia	74	16	1994
Williams, Bobbie	G	Arkansas	66	33	2000-03
Williams, Boyd	C	Syracuse	51	6	1947
Williams, Byron	WR	Texas-Arlington	80	0	1983
Williams, Calvin	WR	Purdue	89	93	1990-96
Williams, Cary	CB	Washburn	26	32	2013-14
Williams, Charlie	CB	Jackson State	47	7	1978
Williams, Clyde	T	Georgia Tech	20	3	1935
Williams, Henry "Gizmo"	WR/KR	East Carolina	81	13	1989
Williams, Jason	LB	Western Illinois	57	2	2012
Williams, Jerry	B	Washington State	49	33	1953-54
Williams, Joel	LB	Wisconsin-LaCrosse	59	39	1983-85
Williams, Michael	RB	Mississippi College	32	31	1983-84
Williams, Roger	DB	Grambling	23	0	1973
Williams, Ted	B	Boston College	31	11	1942

Williams, Tex	G	Auburn	77	5	1942
Williams, Tyrone	DE	Wyoming	95	7	1999-2000
Willis, James	LB	Auburn	50	52	1995-98
Wilson, Bill	E	Gonzaga	23	1	1938
Wilson, Brenard	S	Vanderbilt	22	118	1979-86
Wilson, Harry	B	Nebraska	41	6	1967-70
Wilson, Jerry	E	Auburn	88	16	1959-60
Wilson, Osborne	G	Penn	25, 15	28	1933-35
Winfield, Vern	G	Minnesota	67	14	1972-73
Wink, Dean	DT	Yankton	64	12	1967-68
Wirgowski, Dennis	DE	Purdue	75	13	1973
Wisniewski, Stefan	C/G	Penn State	61	46	2016-18
Wistert, Al	T	Michigan	70	95	1943-51
Witherspoon, Derrick	RB	Clemson	31	34	1995-97
Witherspoon, Will	LB	Georgia	50	11	2009
Wittenborn, John	G	Southeast Missouri St.	62	35	1960-62
Wojciechowicz, Alex	C	Fordham	53	48	1946-50
Wolfe, Red	B	Texas	32	0	1940
Wolff, Earl	S	North Carolina State	28	18	2013-14
Woltman, Clem	T	Purdue	15	31	1938-40
Woodard, Marc	LB	Mississippi State	57	48	1994-96
Woodeshick, Tom	B	West Virginia	37	111	1963-71
Woodruff, Lee	B	Mississippi	11	9	1933
Woodruff, Tony	WR	Fresno State	83	23	1982-84
Woodson, Sean	S	Jackson State	37	0	1998
Worden, Neil	B	Notre Dame	32	24	1954, 1957
Woulfe, Mike	LB	Colorado	63	13	1962
Wright, Gordon	G	Delaware State	66	3	1967
Wright, Sylvester	LB	Kansas	52	22	1995-96
Wukits, Al	C	Duquesne	50	10	1943
Wyatt, Antwuan	WR	Bethune-Cookman	85	1	1997
Wydo, Frank	T	Cornell	74, 75	72	1952-57
Wyhonic, John	G	Alabama	66	23	1946-47
Wynn, Dexter	CB	Colorado State	31	28	2004-06
Wynn, William	DE	Tennessee State	71	54	1973-76

Y

Player	Pos	College	#	GP	Years
Young, Adrian	LB	Southern California	35	40	1968-72
Young, Charle	TE	Southern California	86	56	1973-76
Young, Glen	WR	Mississippi State	89	16	1983
Young, Michael	WR	UCLA	83	10	1993
Young, Roynell	CB	Alcorn State	43	117	1980-88
Young, Scott	G	BYU	71	13	2005-07
Young, Vince	QB	Texas	9	6	2011
Youngelman, Sid	T	Alabama	73	29	1956-58
Yovicsin, John	E	Gettysburg	81	1	1944

Z

Player	Pos	College	#	GP	Years
Zabel, Steve	E/LB	Oklahoma	89	60	1970-74
Zandofsky, Mike	G	Washington	66	5	1997
Zendejas, Luis	K	Arizona State	8	20	1988-89
Ziegler, Frank	B	Georgia Tech	41	57	1949-53
Zilly, John	E	Notre Dame	88	12	1952
Zimmerman, Don	WR	Northeast Louisiana	80	39	1972-76
Zimmerman, Roy	B	San Jose State	7	41	1942-46
Zizak, Vince	T	Villanova	23	22	1934-37
Zomalt, Eric	SS	California	27	30	1994-96
Zordich, Michael	SS	Penn State	36	79	1994-98
Zyntell, James	G	Holy Cross	21, 9, 16	23	1933-35

ALL-TIME PRACTICE SQUAD



A			
Player	Pos	College	Years
Emmanuel Acho	LB	Texas	2013-14
Jamar Adams	S	Michigan	2010
Josh Adams	RB	Notre Dame	2018
James Allen	RB	Oklahoma	1997
Danny Amendola	WR	Texas Tech	2008-09
Josh Andrews	OL	Oregon State	2014, 17
Kyle Arrington	CB	Hofstra	2008
Patrick Augafa	G	Iowa State	1997

B			
Player	Pos	College	Years
David Bailey	DE	Oklahoma State	1989
Brandon Bair	DE	Oregon	2013
Michael Bamiro	T	Stony Brook	2013
Robert Barr	T	Rutgers	1999
Kenjon Barner	RB	Oregon	2014
Ephesians Bartley	LB	Florida	1992
De'Vante Bausby	CB	Pittsburg State	2017-18
Chase Beeler	C	Stanford	2012
Joiqee Bell	RB	Wayne State	2010
B.J. Bello	LB	Illinois State	2018
Paul Berardelli	G	Villanova	1989
Andrew Bonnet	FB	North Dakota State	2016
James Bostic	RB	Auburn	1998
Jason Bostic	CB	Georgia Tech	1999
Brett Boyko	T	UNLV	2015
Brett Brackett	TE	Penn State	2011
Luther Broughton	TE	Furman	1997
Asantay Brown	LB	Western Michigan	2018
Ben Brown	QB	Tennessee State	1990
Billy Brown	TE	Shepherd	2017-18
Curt Brown	DL	North Carolina	1993
Phil Bryant	RB	Virginia Tech	1994
Vaughn Bryant	CB	Stanford	1995
Chris Buckhalter	FB	So. Mississippi	1996
Malcolm Bunche	G	UCLA	2015
Dialleo Burks	WR	Eastern Kentucky	1996
Marcus Burley	CB	Delaware	2013
Deontay Burnett	WR	USC	2019
Lamont Burns	G	East Carolina	1998

C			
Player	Pos	College	Years
Gerald Cadogan	T	Penn State	2009
Lonny Calicchio	K	Mississippi	1997
Ronnie Cameron	DT	Old Dominion	2012
Eddie Canonico	CB	Sacramento St.	2005
Derek Carrier	TE	Beloit	2012
DeAndre Carter	WR	Sacramento St.	2018
Ben Cavit	G	Oklahoma	1996
Don Cherry	LB	Villanova	2016-17
Jeremy Clark	DT	Alabama	2007
Chuck Clements	QB	Houston	1998
Gregory Clifton	WR	Johnson Smith	1994
Dobson Collins	WR	Gardner-Webb	2009
Jed Collins	FB	Washington State	2008
Keith Council	DT	Hampton	1998
Winston Craig	DT	Richmond	2017-18
River Cracraft	WR	Washington State	2019
Jonas Crafts	TE	UTEP	2005
Tarren Crawford	T/G	Central State (OH)	1998
B.J. Cunningham	WR	Michigan State	2012-13

D			
Player	Pos	College	Years
Torrance Daniels	LB	Harding	2006
Chris Dausin	C	Texas A&M	1994
Brandon Davis	TE	Arkansas	2002
Deshaun Davis	LB	Auburn	2019
Jason Davis	FB	Illinois	2007
Pernell Davis	DT	Alabama-Birmingham	2001
Rashard Davis	WR	James Madison	2017-18
Reggie Davis	WR	Georgia	2018
Robert Davis	WR	Georgia State	2019
Tim Day	TE	Oregon	2006
Anthony Denham	TE	Utah	2016
Alan Dial	S	UCLA	1989
Kori Dickerson	TE	USC	2002-03
Nate Dingle	B	Cincinnati	1995
Marcus Dowtin	LB	North Alabama	2012
Troy Drake	T	Indiana	1995
Shawn Draper	TE	Alabama	2002
Tim Duckworth	G	Auburn	2008
Franklin Dunbar	G	Middle Tennessee St.	2008

E			
Player	Pos	College	Years
Jeremy Ebert	WR	Northwestern	2012
Anthony Edwards	WR	N.M. Highlands	1989
Steve Edwards	T	Central Florida	2002
Pannel Egboh	DT	Stanford	2010
Dante Ellington	T	Alabama	2003
Alex Ellis	TE	Tennessee	2019
Allen Ervin	RB	Lambuth	2009
Tala Esera	G	Hawaii	2008
Joey Evans	DE	North Carolina	2003
Randall Evans	CB	Kansas State	2015

F			
Player	Pos	College	Years
Anthony Fabiano	C	Harvard	2018
Paul Fanaika	G	Arizona State	2009
A.J. Feeley	QB	Oregon	2002
DeShawn Fogle	LB	Kansas State	1997
Therrian Fontenot	CB	Fresno State	2007
Fredric Ford	CB	Miss. Valley St.	1996
Maurice Fountain	DE	Clemson	2011
Chase Ford	TE	Miami, FL	2012
Dustin Fox	CB	Ohio St.	2006
Todd France	K	Toledo	2005
John Frank	DE	Utah	2001
Dominic Furio	C	UNLV	2005

G			
Player	Pos	College	Years
Steven Gabbard	T	Florida State	1989
Nick Gallery	P	Iowa	1998
Joel Gamble	FB	Shippensburg	2009
Tom Garlick	WR	Fordham	1994
Michael Gasperson	WR	San Diego	2005-07
Tom Gerhart	S	Ohio	1992
Nathan Gerry	LB	Nebraska	2017
Kendrick Gholston	DE	Louisville	2000
Mike Gibson	G	California	2009
Andrew Gleichert	TE	Michigan State	2015
Ron Goetz	LB	Minnesota	1991
Dillon Gordon	T	LSU	2017

ALL-TIME PRACTICE SQUAD



Kevin Graf	T	USC	2014
Anthony Gray	RB	Western New Mexico	2001
Marcus Green	WR	Louisiana-Monroe	2019
Darrell Greene	G	San Diego State	2016-17
Aaron Grymes	CB	Idaho	2016

H			
Player	Pos	College	Years
Andy Hall	QB	Delaware	2004-05
Branden Hall	G	Troy State	2004
Chad Hall	WR	Air Force	2010-11
Ray Hall	DE	Washington State	1994
Cobi Hamilton	WR	Arkansas	2014
Justin Hamilton	DT	Louisiana-Lafayette	2017
Uhuru Hamiter	DE	Delaware State	2000
Jamel Hamler	WR	Fresno State	2011
Connor Hamlett	TE	Oregon State	2015
Thomas Hamner	RB	Minnesota	2000
William Hampton	CB	Murray State	2000
Karl Hankton	WR	Trinity College	1998
Eric Harmon	G	Clemson	1991
Ajene Harris	CB	USC	2019
Rod Harper	WR	Murray State	2010
Erick Harris	CB	Liberty	2006-07
Brandon Harrison	WR	Howard Payne	1996
Brandon Harrison	S	Michigan	2009
Tyreo Harrison	LB	Notre Dame	2002
Clinton Hart	S	Central Florida C.C.	2002
Jasper Harvey	C	San Diego St.	2006
Tim Hasselbeck	QB	Boston College	2002
Stanley Havili	FB	USC	2011
Josh Hawkins	CB	East Carolina	2018
Bruce Hector	DT	South Florida	2018-19
Jonathan Hefney	CB	Tennessee	2008
De'Angelo Henderson	RB	Coastal Carolina	2019
Maurice Henry	LB	Kansas State	1990
Brandon Hepburn	LB	Florida A&M	2014-15
Bill Hess	WR	West Chester	1991-92
Treyvon Hester	DT	Toledo	2018
Anthony Hill	TE	NC State	2011
P.J. Hill	RB	Wisconsin	2009
Tyler Hoover	OL	Michigan State	2014
Brandon Houston	T	Oklahoma	1992
Albert Huggins	DT	Clemson	2019

I			
Player	Pos	College	Years
Emil Igwenagu	FB	Massachusetts	2012
Jack Ikegwuonu	CB	Wisconsin	2009
Cornelius Ingram	TE	Florida	2010
Greg Isdaner	G	West Virginia	2009

J			
Player	Pos	College	Years
Omar Jacobs	QB	Bowling Green	2006
Alonzo Jackson	DE	Florida St.	2005
Jamaal Jackson	G/C	Delaware State	2003, 05
Xzavie Jackson	DE	Missouri	2007
Craig James	CB	Southern Illinois	2019
Drisan James	WR	Boise State	2008
Jason Jefferson	DT	Wisconsin	2005
Justin Jenkins	WR	Mississippi State	2004
Marcel Jensen	TE	Fresno State	2016
Chris Johnson	S	North Alabama	2019
D.J. Johnson	CB	Jackson State	2011
Dwight Johnson	DE	Baylor	2000
Kaleb Johnson	G	Rutgers	2018
Keelan Johnson	S	Arizona St.	2013

Marcus Johnson	WR	Texas	2016
Maurice Johnson	TE	Temple	1990
Ron Johnson	DE	Shippensburg	2003
Ronald Johnson	WR	USC	2011
Julian Jones	S	Missouri	2002
Preston Jones	QB	Georgia	1993
Tyrone Jones	S	Arkansas State	1989
Harold Jones-Quartey	S	Findlay	2017
Akeem Jordan	LB	James Madison	2007
Carlos Joseph	T	Miami	2005
Dieugot Joseph	T	Florida International	2019

K			
Player	Pos	College	Years
Alai Kalaniualu	G	Oregon State	1995
Wade Kelikipi	DT	Oregon	2014
William Kershaw	LB	Maryland	2007
D.J. Killings	CB	Central Florida	2017
G.J. Kinne	QB	Tulsa	2013-14
Jake Knott	LB	Iowa State	2014
Jordan Kovacs	S	Michigan	2014
Jonathan Krause	WR	Vanderbilt	2015

L			
Player	Pos	College	Years
Mike Labinjo	LB	Michigan State	2004
Reshard Langford	S	Vanderbilt	2009
Kyle Lauletta	QB	Richmond	2019
Reggie Lawrence	WR	N. Carolina St.	1993
Nate Lawrie	TE	Yale	2004
Darrell Lee	DE	Florida	2005
Mike Lee	CB	Fort Valley State	2015
Norman LeJeune	S	LSU	2003
Jeremy Leman	LB	Illinois	2009
Garret Limbrick	RB	Oklahoma State	1989
Greg Lloyd	LB	Connecticut	2011
Travis Long	LB	Washington St.	2013

M			
Player	Pos	College	Years
Marcus Mailei	FB	Weber State	2009
Martell Mallett	RB	Arkansas-Pine Bluff	2010
Mike Marquardt	DT	Arizona State	2008
Byron Marshall	RB	Oregon	2016-17
Keyonta Marshall	DT	Grand Valley St.	2005
Lemar Marshall	S	Michigan State	1999
Whit Marshall	LB	Georgia	1996
Tee Martin	QB	Tennessee	2002
Freddie Martino	WR	North Greenville	2015
Eric Matthews	WR	Indiana	1997
Curtis Mayfield	WR	Oklahoma State	1992
Shaheer McBride	WR	Delaware State	2008
Alex McCalister	DE	Florida	2017
Nevin McCaskill	G	Hampton	2008
Eric McCoo	RB	Penn State	2003-04
Ivory McCoy	DE	Michigan State	2002
Pat McCoy	T	West Texas A&M	2007
Deland McCullough	RB	Miami (OH)	1997
Thomas McGaughey	SS	Houston	1996
Corey McIntyre	FB	West Virginia	2002
Mike McKenzie	TE	Baylor	1993
Jason McKie	FB	Temple	2002
Jeremiah McKinnon	CB	Florida International	2018
Marvin McNutt	WR	Iowa	2012
Tim McTyer	CB	BYU	1997
Marken Michel	WR	Massachusetts	2019
Harvey Middleton	WR	Georgia Tech	1998
Brian Mihalik	DE	Boston College	2015

ALL-TIME PRACTICE SQUAD



Ben Miller	FB	Air Force	2005
Braxton Miller	WR	Ohio State	2018
Dorren Miller	WR	Carson-Newman	2018
Garrett Mills	TE	Tulsa	2010
Christian Mohr	DE	None	2006
Kevin Monangai	RB	Villanova	2015
Horacio Moronta	DT	Wagner	1990
Stephen Morris	QB	Miami, FL	2015
Raheem Mostert	RB	Purdue	2015
Will Murphy	WR	Oregon	2013-14
Aaron Murray	QB	Georgia	2016
Marques Murrell	DE	Appalachian State	2007
Rob Myers	TE	Utah State	2009

N

Player	Pos	College	Years
Stephen Neal	T	Cal. State-Bakersfield	2001
Aaron Neary	C	Eastern Washington	2016
Kyle Nelson	LS	New Mexico State	2012
Jordan Norwood	WR	Penn State	2009

O

Player	Pos	College	Years
Sua Opet	G	Weber State	2019
Scott Orndoff	TE	Pittsburgh	2019
Babatunde Oshinowo	DT	Stanford	2008
Joe Ostman	DE	Central Michigan	2018
Jeff Owens	DT	Georgia	2010

P

Player	Pos	College	Years
Jonathan Palmer	T/G	Auburn	2007
Chris Pantale	TE	Boston College	2015
Josh Parry	FB	San Jose State	2003-04
Marcus Paschal	S	Iowa	2007
Chris Patrick	T	Nebraska	2008
Melvin Patterson	WR	Stephen F. Austin	1991
Carlos Perez	WR	Florida	2004
Joshua Perkins	TE	Washington	2019
Bruce Perry	RB	Maryland	2005-06
Ifo Pili	DT	BYU	2004
Casey Poppinga	TE	Utah State	2004
Andre Powell	LB	Penn State	1992
Quron Pratt	WR	Rutgers	2014-15
Ramiro Pruneda	T	Monterrey Tech	2007
Donnel Pumphrey	RB	San Diego State	2018

R

Player	Pos	College	Years
Travis Raciti	DT	San Jose State	2015
Ryan Rau	LB	Portland State	2012
Jamie Reader	FB	Akron	1999
Robert Redd	WR/CB	Bowling Green	2005
Michael Reed	FB	Washington	1998-99
Willie Reid	WR	Florida State	2008
Isaac Remington	OL	Oregon	2013
Keegan Render	C	Iowa	2019
Mike Renna	DT	Delaware	1991
Dallas Reynolds	G	BYU	2009-11
Ed Reynolds	S	Stanford	2014-15
Matt Reynolds	T	BYU	2012
Anthony Rice	CB	Laverne	1997
Paul Richardson	WR	UCLA	1993
Terry Richardson	RB	Syracuse	1995
Greg Richmond	LB	Oklahoma State	2004, 06
Chris Roberson	CB	Eastern Michigan	2009
Damien Robinson	S	Iowa	1997
Roderick Robinson	QB	Arkansas-Pine Bluff	1999

Trenton Robinson	S	Michigan St.	2013
Dedrick Roper	LB	Northwood	2006
Kendrick Rogers	T	Alabama A&M	2001
Ron Rogers	LB	Georgia Tech	1998
John Romero	C/G	California	2000
Oliver Ross	T	Iowa State	1999
Matt Rotheram	G	Pittsburgh	2016
Glenn Rountree	G	Clemson	1999
Martin Rucker	TE	Missouri	2009
Joe Rudolph	G	Wisconsin	1995

S

Player	Pos	College	Years
Victor Salako	T	Oklahoma State	2017
Greg Salas	WR	Hawaii	2013
Bill Sampy	WR	Louisiana-Lafayette	2006-07
Boston Scott	RB	Louisiana Tech	2019
Sean Scott	WR	Millersville	2001
JaCorey Shepherd	CB	Kansas	2016
Paul Shields	FB	Arizona	1999
A.Q. Shipley	C	Penn State	2010
Aziz Shittu	DT	Stanford	2016
Jason Short	LB	Eastern Michigan	2003
Oscar Shorten	LB	Abilene Christian	1994
Kyle Shotwell	LB	Cal Poly	2007
Geroy Simon	WR	Maryland	1997
Kaseem Sinceno	TE	Syracuse	1998
Alex Singleton	LB	Montana State	2019
Doug Skene	T	Michigan	1993
Deontae Skinner	LB	Mississippi State	2015
Henry Slay	DT	West Virginia	1998
Jeremy Slechta	DT	Nebraska	2002
Rod Smart	RB	Western Kentucky	2001
C.J. Smith	CB	North Dakota State	2016-17
Tremont Smith	CB	Central Arkansas	2019
Troy Smith	WR	East Carolina	1999
Jeff Smoker	QB	Michigan St.	2005
Howard Smothers	G	Bethune-Cookman	1995
Paul Snellings	T	Georgia	2000
Freddie Solomon	WR	South Carolina St.	1995
Ron Sterling	S	Maine	1989
Tony Stewart	TE	Penn State	2002
Dax Strohmeier	LB	Rutgers	2001
Drew Strojny	T	Duke	2004
Greg Studdard	T	Sam Houston State	1999
Andy Studebaker	LB	Wheaton	2008
Nate Stupar	LB	Penn State	2012
Nate Sudfeld	QB	Indiana	2017
Chandon Sullivan	CB	Georgia State	2018
Tre Sullivan	CB	Shepherd	2017
Kevin Swayne	WR	Wayne State	1999

T

Player	Pos	College	Years
John Talley	TE	West Virginia	1989
Zane Taylor	C	Utah	2011
Daniel Te'o-Nesheim	DE	Washington	2011
Duke Thomas	CB	Texas	2016
Andy Thorn	TE	Northern Iowa	2005
Cedric Thornton	DT	Southern Arkansas	2011
Elijah Thurmon	WR	Howard	2000
Jon Toth	C	Kentucky	2017-18
Rod Trafford	TE	South Carolina	2004
Bryce Treggs	WR	California	2017
Frank Trotter	DT	Memphis	2012
Matthew Tucker	RB	TCU	2013-14
Zach Tuiaosopo	FB	Washington	2006
Fenuki Tupou	G	Oregon	2010

ALL-TIME PRACTICE SQUAD



Paul Turner	WR	Louisiana Tech	2016
Will Tye	TE	Stony Brook	2018

U

<u>Player</u>	<u>Pos</u>	<u>College</u>	<u>Years</u>
Colton Underwood	LB	Illinois State	2014

V

<u>Player</u>	<u>Pos</u>	<u>College</u>	<u>Years</u>
Julian Vandervelde	G	Iowa	2012
Chip Vaughn	S	Wake Forest	2010
Patrick Venzke	T	Idaho	2002
Lee Vickers	TE	North Alabama	2006-07

W

<u>Player</u>	<u>Pos</u>	<u>College</u>	<u>Years</u>
Joe Walker	LB	Oregon	2018
Jamar Wall	CB	Texas Tech	2010
Greg Ward	WR	Houston	2017-19
David Watford	WR	Hampton	2016
Mike Watson	T	West Virginia	2005
Terrell Watson	RB	Azusa Pacific	2016
Tyrone Watson	WR	Tennessee State	1990
D.J. White	CB	Georgia State	2019
Eddie Whitley	CB	Virginia Tech	2012
Kevin Wilkins	DT	Rutgers	2019
Ben Williams	DT	Minnesota	1999
Jeremy Williams	WR	Tulane	2010
Trae Williams	CB	South Florida	2008
Kyle Wilson	LB	Arkansas State	2018
Marcus Wimberly	S	Miami	1998
Sean Woodson	S	Jackson State	1998
Stoney Woodson	CB	South Carolina	2009
Sylvester Wright	LB	Kansas	1995

Y

<u>Player</u>	<u>Pos</u>	<u>College</u>	<u>Years</u>
Scott Young	G	BYU	2005

Z

<u>Player</u>	<u>Pos</u>	<u>College</u>	<u>Years</u>
Steve Zahursky	G	Kent State	1998

EAGLES BY JERSEY NUMBER



- 1** Happy Feller, Nick Mick-Mayer, Tony Franklin, Gary Anderson, Mat McBriar, Cody Parkey, Cameron Johnston
- 2** Joe Pilconis, Mike Michel, Mike Horan, Dean Dorsey, Steve DeLine, David Akers, Matt Barkley
- 3** Roger Kirkman, Jack Concannon, Mark Moseley, Eddie Murray, Todd France, Reggie Hodges, Nick Murphy, Mike Kafka, Mark Sanchez
- 4** Benjy Dial, Max Runager, David Jacobs, Dale Dawson, Bryan Barker, Tom Hutton, Mike McMahon, Kevin Kolb, Stephen Morris, Jake Elliott
- 5** Joseph Kresky, Davey O'Brien, Roman Gabriel, Tom Skladany, Dean May, Mark Royals, Jeff Feagles, Donovan McNabb
- 6** Jim MacMurdo, Gary Adams, John Reaves, Spike Jones, Dan Pastorini, Matt Cavanaugh, Bubby Brister, Jason Baker, Lee Johnson, Jose Cortez, Sav Rocca, Alex Henery, Caleb Sturgis
- 7** Dick Frahm, Roy Zimmerman, John Huarte, Jim Ward, John Reaves, Ron Jaworski, Roger Ruzek, Ken O'Brien, Bobby Hoying, Sean Landeta, Jeff Garcia, Michael Vick, Sam Bradford, Nate Sudfeld
- 8** Chuck Hajek, Davey O'Brien, Al Coleman, Paul McFadden, Luis Zendejas, Brad Goebel, Preston Jones, Dirk Johnson, Chas Henry, Donnie Jones
- 9** James Zyntell, Sonny Jurgensen, Jim Nettles, Billy Walik, Joe Pisarcik, Don McPherson, Jim McMahon, Rodney Peete, Norm Johnson, Andy Hall, Jeff Garcia, Vince Young, Nick Foles, Thad Lewis, Nick Foles,
- 10** Swede Ellstrom, George Kavel, Isadore Weinstock, Don Jackson, Maurice Harper, Tommy Thompson, Al Sherman, Frank Tripucka, Adrian Burk, Al Dorow, King Hill, George Mira, Mike Boryla, John Walton, Ove Johansson, John Teltschik, Pat Ryan, Koy Detmer, DeSean Jackson, Jonathan Krause, Chase Daniel, Mack Hollins, DeSean Jackson
- 11** Lee Woodruff, Jack Knapper, Ed Manske, Fritz Ferko, Bernie Lee, Francis Murray, Lou Ghecas, Richard Erdlitz, Tommy Thompson, John Rauch, Bobby Thomason, Norm Van Brocklin, Rick Arrington, John Walton, Jeff Christensen, Kyle Mackey, Scott Tinsley, Casey Weldon, Matt Bahr, Mark Rypien, Jay Fiedler, Ron Powlus, Tim Hasselbeck, Jeff Blake, Jeremy Bloom, Steve Smith, Trent Edwards, Josh Huff, Carson Wentz
- 12** John Roberts, Ed Matesic, Art Buss, Herschel Ramsey, Kent Lawrence, Tom McNeill, Bill Troup, Bob Holly, Randall Cunningham
- 13** George Kenneally, Dave Smukler, Len Barnum, Joe Hoague, Chuck Hughes, Rick Engles, Damaris Johnson, Josh Huff, Nelson Agholor
- 14** Swede Hanson, Rudy Gollomb, Woody Dow, Bob Gambold, Pete Liske, Marty Horn, Rick Tuten, Jeff Wilkins, Doug Pederson, A.J. Feeley, Riley Cooper, Marcus Johnson, Mike Wallace, Robert Davis
- 15** Laf Russell, Osborne Wilson, John Konopka, William Hughes, Clem Woltman, Lou Tomasetti, Ted Laux, Steve Van Buren
- 16** Sylvester Davis, Harry O'Boyle, James Zyntell, John Kusko, Elmer Kolberg, Norman Snead, Vern Davis, Horst Muhlmann, Rob Hertel, Jeff Kemp, Gari Scott, Justin Jenkins, Chad Hall, Brad Smith, Seyi Ajirrotutu, Bryce Treggs, DeAndre Carter, Mack Hollins, Deontay Burnett
- 17** Joe Carter, James Russell, Ebert Van Buren, Fred Enke, Jerry Reichow, Ralph Guglielmi, Taft Reed, Harold Carmichael, Mitch Berger, Freddie Solomon, Lonny Calicchio, Arrelious Benn, Nelson Agholor, Alshon Jeffery
- 18** Porter Lainhart, Nick Prisco, Albert Weiner, Joe Pilconis, Herbert Roton, Rankin Britt, Ray Hamilton, Ben Hawkins, Roman Gabriel, Dave Archer, Chris Boniol, Donté Stallworth, Willie Reid, Jeremy Maclin, Dorial Green-Beckham, Shelton Gibson, Josh McCown
- 19** Roger Kirkman, Orrin Pape, Jim Leonard, Herman Bassman, Fritz Ferko, Tom Burnette, George Somers, Harold Pegg, Dan Berry, Tom Dempsey, Guido Merckens, Troy Smith, Sean Morey, Carl Ford, Michael Gasperson, Brandon Gibson, Mardy Gilyard, Greg Salas, Miles Austin, Paul Turner, Golden Tate, J.J. Arcega-Whiteside
- 20** Alex Marcus, John Lipski, Clyde Williams, Howard Bailey, Pete Stevens, Jim MacMurdo, Henry Reese, Elmer Hackney, Don Stevens, Bibbles Bawel, Jim Harris, Frank Budd, Leroy Keyes, John Outlaw, Leroy Harris, Andre Waters, Vaughn Hebron, Brian Dawkins
- 21** James Zyntell, Les Maynard, Paul Cuba, John Kusko, Herschel Stockton, Allison White, Chuck Cherundolo, William Boedeker, Al Pollard, Jim Carr, Joe Scarpatti, Ray Jones, Jackie Allen, Wes Chesson, Al Clark, John Sciarra, Evan Cooper, Eric Allen, Bobby Taylor, Matt Ware, William James, Joselio Hanson, David Sims, Roc Carmichael, Jerome Couplin, Leodis McKelvin, Patrick Robinson, Ronald Darby
- 22** Henry Obst, Edward Storm, James Russell, Elmer Kolberg, Don Jones, Ralph Goldston, Lee Riley, Tim Brown, Cyril Pinder, Larry Marshall, Brenard Wilson, Robert Lavette, Jacque Robinson, Mark Higgs, Vai Sikahema, Marvin Goodwin, James Saxon, James Fuller, Duce Staley, Eric McCoo, Joselio Hanson, Asante Samuel, Brandon Boykin, Nolan Carroll, Sidney Jones
- 23** Paul Cuba, Vince Zizak, Phil Poth, Harry Shaub, Bill Wilson, Zed Coston, Raymond George, William Roffler, Ken Keller, Carl Taseff, Mike McClellan, Claude Crabb, Willie Brown, Harry Jones, Roger Williams, Clifford Brooks, Bob Howard, Cedrick Brown, Willie Tural, Heath Sherman, Derrick Frazier, Troy Vincent, Ryan Moats, Dimitri Patterson, Dominique Rodgers-Cromartie, Patrick Chung, Nolan Carroll, Rodney McLeod
- 24** Howard Auer, Joe Carpe, Dick Lachman, Jack Knapper, Herman Bassman, Joe Pilconis, Rabbit Keen, Bill Schneller, Dom Moselle, George Taliaferro, Don Schaefer, Nate Ramsey, Artimus Parker, Henry Monroe, Zac Henderson, Ray Ellis, Russell Gary, Reggie Brown, Alan Reid, Alan Dial, Corey Barlow, Tim McTyer, Darnell Autry, Rod Smart, Blaine Bishop, Sheldon Brown, Joique Bell, Brandon Hughes, Nnadmi Asomugha, Bradley Fletcher, Ryan Mathews, Corey Graham, Jordan Howard
- 25** Osborne Wilson, Leonard Gudd, Henry Reese, Emmet Kriel, Russ Thompson, Hugh McCullough, Toy Ledbetter, Pete Retzlaff, Tommy McDonald, Bill Mack, Bob Shann, Larry Conjar, Tom Sullivan, Bill Bryant, Zachary Dixon, Dennis DeVaughn, Anthony Toney, Tom Gerhart, Charlie Garner, Greg Tremble, Deral Boykin, Willie Clark, Allen Rossum, Je'Rod Cherry, Monty Montgomery, Dorsey Levens, Lamar Gordon, Dustin Fox, Lorenzo Booker, LeSean McCoy
- 26** Joseph Kresky, Jack Norby, Dan Barnhardt, Forest McPherson, Winford Baze, Wimpy Giddens, Lester McDonald, Dave DiFlippo, Clarence Peaks, Al Nelson, Art Malone, John Sanders, Michael Haddix, Ben Smith, Al Jackson, Jerome Henderson, Darnell Autry, Lito Sheppard, Sean Jones, Mike Bell, Jaiquawn Jarrett, Cary Williams, Walter Thurmond, Jaylen Watkins, Jay Ajayi, Miles Sanders
- 27** George Demas, Milton Leathers, Robert Gonya, Jack Dempsey, Burle Robinson, George Rado, Milton Trost, Sam Bartholomew, Bob Davis, John Butler, Ted Laux, Pete Kmetovic, Alvin Johnson, Clyde Scott, Neil Ferris, Hal Giancanelli, Billy Wells, Gene Johnson, Irv Cross, Trenton Jackson, Ronald "Po" James, Richard Blackmore, Topper Clemons, Siran Stacy, Eric Zomalt, James Bostic, Julian Jones, Norman LeJeune, Quintin Mikell, Brandon Hughes, Malcolm Jenkins

EAGLES BY JERSEY NUMBER



- 28** Dick Thornton, Guy Turnbow, Algy Clark, Joe Pilconis, Max Padlow, J. "Stumpy" Thomason, Harry Klopenburg, Ray Keeling, Bob Jackson, Paul Dudley, Jim Gray, Bill Bradley, Lou Rash, Greg Harding, Don Griffin, Mel Gray, Clarence Love, Amp Lee, Correll Buckhalter, Ramzee Robinson, Marlin Jackson, Dion Lewis, Earl Wolff, Wendell Smallwood, Jay Ajayi
- 29** Dick Fencil, Ray Smith, Glenn Campbell, Stephen Banas, J. "Stumpy" Thomason, Herman Bassman, Joe Pivarnick, Charles Knox, William Hughes, John Nocera, Israel Lang, Harold Jackson, Mark Burke, Al Latimer, Jo Jo Heath, Elbert Foules, Mark McMillian, Adam Walker, Corey Walker, Darrel Crutchfield, Roderick Hood, Tony Hunt, LeSean McCoy, Nate Allen, DeMarco Murray, Terrence Brooks, LeGarrette Blount, Avonte Maddox
- 30** Art Koeninger, Chuck Brodnicki, Barnes Milon, Claude Urevig, Harry Benson, Bob Masters, Don Looney, Mort Landsberg, John Binotto, Richard Erdlitz, Milton Smith, Bosh Pritchard, Theron Sapp, Alvin Haymond, Jim Raye, Joe Lavender, Ron Lou, Mike Hogan, Cleveland Franklin, Don Calhoun, Chris Johnson, Otis Smith, Charlie Garner, Brian Mitchell, J.R. Reed, Geoff Pope, Colt Anderson, Ed Reynolds, Corey Clement
- 31** Joe Carter, Tom Graham, Irv Kupcinec, William Brian, Bob Masters, Emmett Mortell, Jerry Ginney, Phil Ragazzo, Jim Castiglia, Ted Williams, Art Macioszczyk, Dan Sandifer, Ebert Van Buren, Ron Goodwin, Tom Bailey, Wilbert Montgomery, Troy West, Tyrone Jones, Brian O'Neal, Derrick Witherspoon, Al Harris, Daryon Brutley, Dexter Wynn, Ellis Hobbs, Curtis Marsh, Shaun Prater, Byron Maxwell, Jalen Mills
- 32** Nip Felber, Everitt Rowan, Glenn Frey, Red Wolfe, Irv Hall, Toimi Jarvi, Charles Gauer, John Rogalla, Jack Myers, Neil Worden, Joe Pagliei, Roger Gill, Rick Duncan, Jackie Smith, Charles Ford, Herb Lusk, Earl Carr, Jim Culbreath, Booker Russell, Michael Williams, Michael Ulmer, Walter Abercrombie, James Joseph, Ricky Watters, Jason Bostic, Michael Lewis, Marcus Paschal, Kyle Eckel, P.J. Hill, Owen Schmitt, Chris Polk, Eric Rowe, Rasul Douglas
- 33** Guy Turnbow, Ray Spillers, Bob Masters, Taldon Manton, Jack Banta, Steve Sader, Russ Craft, Roy Barni, Willie Berzinski, Bill Barnes, Merrill Douglas, Don Jonas, Ollie Matson, Ron Blye, Steve Preece, Randy Jackson, Ronald "Po" James, Louie Giammona, Mike Waters, William Frizzell, Kevin Bouie, Tim Watson, Aaron Hayden, Eric Bieniemy, Thomas Hamner, Terrence Carroll, Clinton Hart, Donald Strickland, Jack Ikegwuonu, Jerome Harrison, Jordan Poyer, Chris Prosiniski, Ron Brooks, Dexter McDougale, Josh Adams, Elijah Holyfield
- 34** Ray Lechthaler, Laurence Steinbock, Mike Sebastian, Jay Arnold, Earl Gros, Larry Watkins, Dave Hampton, James Betterson, Hubie Oliver, Terry Hoage, Herschel Walker, Kevin Turner, Jamie Reader, Reno Mahe, Eldra Buckley, Ronnie Brown, Bryce Brown, Kenjon Barner, Donnel Pumphrey, Dexter McDougale, Cre'Von LeBlanc
- 35** Tex Leyendecker, Rich Smith, Forest McPherson, Drew Ellis, Dick Bassi, Pete Pihos, Ted Dean, Ray Poage, Adrian Young, Mike Hogan, Perry Harrington, Mike Kullman, Mark Konecny, Kevin Bouie, Deauntae Brown, Anthony Marshall, Edwin Watson, Chris Warren, Bruce Perry, Nick Graham, Macho Harris, Trevard Lindley, Denzel Rice, Terrell Watson, Trae Elston, Boston Scott
- 36** Ed Manske, Carl Kane, Hebert Roton, Joe Bukant, Terry Fox, John Stackfool, Dean Steward, Joe Hoague, Joe Muha, Jerry Cowhig, John Brewer, Dick Bielski, Tom McNeill, Norm Bulaich, Herman Hunter, Bobby Morse, Robert Drummond, Michael Zordich, Stanley Pritchett, Brian Westbrook, JaCorey Shepherd, Dwayne Gratz, Jay Ajayi, Deiondre' Hall, Rudy Ford
- 37** Robert Rowe, Winford Baze, John Cole, Bree Cuppoletti, Fred Gloden, Ernie Steele, Tom Woodeshick, Merritt Kersey, Tommy Campbell, Billy Campfield, Junior Tautalatasi, Sammy Lilly, Sean Woodson, Sean Considine, Jamar Wall, Jaylen Watkins, C.J. Smith, Tre Sullivan, Johnathan Cyprien, Ryan Lewis, Marcus Epps
- 38** Bill Fiedler, Jake Schuehle, John Huzvar, Rob Goode, Sam Baker, Tony Baker, George Amundson, Bill Olds, Larry Barnes, Steve Atkins, Mickey Fitzgerald, Jairo Penaranda, Russell Gary, Rich Miano, Dexter McNabb, Charles Dimry, Cecil Martin, Jorrick Calvin, Keelan Johnson, E.J. Biggers, Aaron Grymes, Kenjon Barner, Orlando Scandrick
- 39** Harry Benson, Bob Pylman, Foster Watkins, Bill Mackrides, Pete Emelianchik, Kermit Alexander, Bill Olds, Bob Torrey, Major Everett, Victor Bellamy, Tony Brooks, Corey Walker, Michael Reed, Sheldon Brown, Quintin Demps, Stanley Havili, Matthew Tucker, Byron Marshall, Chandon Sullivan, Craig James
- 40** Charles Newton, Wesley McAfee, Sonny Karnofsky, Elliott Ormsbee, Leslie Palmer, Frank Reagan, Don Johnson, Tom Brookshier
- 41** Ted Schmitt, Foster Watkins, Buist Warren, Gil Steinke, Frank Ziegler, Jerry Norton, Bob Freeman, Howard Cassady, Harry Wilson, Richard Harvey, Randy Logan, Earnest Jackson, Keith Byars, Alvin Ross, Fred McCrary, Johnny Thomas, William Hampton, Thomas Tapeh, Stephen Spach, Tanard Davis, Antoine Harris, Jarrad Page, Emil Igwenagu, Randall Evans, Ronald Darby, De'Vante Bausby
- 42** Swede Hanson, Bud Jorgenson, George Mulligan, Ray Hamilton, Raymond George, Bob Hudson, Bob Harrison, Aaron Martin, Dennis Morgan, Steve Wagner, Calvin Murray, Keith Byars, Angelo James, Eric Everett, John Booty, Mike Reid, David Whitmore, Dialleo Burks, Rashard Cook, Jack Brewer, Jason Davis, Kurt Coleman, Chris Maragos, Andrew Sendejo
- 43** Jack Hinkle, William Jefferson, James Lankas, Jim Parmer, Robert Smith, Walt Kowalczyk, Ralph Heck, Al Davis, James McAlister, Roynell Young, Roger Vick, Erik McMillan, Randy Kinder, Damon Moore, Leonard Weaver, Darren Sproles
- 44** Franklin Emmons, Albert Johnson, Ben Kish, William Pollock, Norman Willey, Bob Stringer, Harry Dowda, Pete Retzlaff
- 45** Thomas Bushby, Leo Raskowski, Art Buss, Dick Riffle, Noble Doss, Joe Sutton, Tom Brookshier, Rocky Ryan, Paige Cothren, Don Burroughs, Ron Medved, Pat Gibbs, Marion Reeves, Von Mansfield, Charles Crawford, Jeff Griffin, Thomas Sanders, Vaughn Hebron, Barry Wilburn, Matt Stevens, Tim Hauck, Jeremy Thornburg, Joselio Hanson, Jamar Adams, Rick Lovato
- 46** Don Miller, Ted Wegert, Brad Myers, Glen Amerson, Lee Bouggess, Herman Edwards, Chris Gerhard, Izel Jenkins, Markus Thomas, Fredric Ford, Quintin Mikell, Jon Dorenbos
- 47** Nick Basca, John Mallory, Ed Hayes, Ron Bull, Larry Crowe, Charlie Williams, Andre Hardy, Charles Emanuel, Greg Jackson, Gerard Lawson, Trey Burton, Nathan Gerry
- 48** Eberle Schultz, Ben Scotti, Jay Johnson, Greg Oliver, Martin Mitchell, Wes Hopkins, Steve Hendrickson, Andre President, Jon Ritchie, Josh Hawkins
- 49** Dan DeSantis, Robert Thurbon, Mel Bleeker, Pat McHugh, Jerry Williams, Glenn Glass, Wayne Colman, Jim Thrower, John Tarver, Eric Johnson, Tom Caterbone, Todd Bell, Luther Broughton, Andrew Jordan, Josh Parry, Dan Klecko, Jamar Chaney, Tom Nelson, Boston Scott, Alex Singleton
- 50** Alabama Pitts, Don Jackson, Robert Bjorklund, Ken Hayden, Al Wukits, Baptiste Manzini, Bob Kelley, Darrel Aschbacher, Dave Recher, Ron Porter, Guy Morriss, Garry Cobb, Dave Rimington, James Willis, Alonzo Ephraim, Mark Simoneau, Zeke Moreno, Justin Ena, Tank Daniels, Will Witherspoon, Ernie Sims, Casey Matthews, Kiko Alonso, Stephen Tulloch, Bryan Braman, LaRoy Reynolds, Duke Riley

EAGLES BY JERSEY NUMBER



- 51** Enio Conti, Lyle Graham, Al Milling, Robert Wear, Ray Graves, Boyd Williams, Frank Szymanski, Chuck Weber, Jim Schrader, Dave Recher, Dwight Kelley, Dick Cunningham, Ron Lou, Reggie Wilkes, Chuck Gorecki, Ricky Shaw, William Thomas, Carlos Emmons, Nate Wayne, Matt McCoy, Joe Mays, Antwan Barnes, Jamar Chaney, Emmanuel Acho, Steven Means, Shareef Miller
- 52** Ray Graves, Vic Lindsog, Wayne Robinson, Roy Lee Caffey, Dave Lloyd, Kevin Reilly, Ray Phillips, Rich Kraynak, Matt Battaglia, Todd Bell, Jessie Small, Louis Cooper, Vaughan Johnson, Sylvester Wright, DeShawn Fogle, Jon Haskins, Barry Gardner, Jason Short, Pago Togafau, Tracy White, Daniel Te'o-Nesheim, Brian Rolle, Jason Phillips, Brad Jones, Najee Goode, Zach Brown
- 53** Walt Masters, Alex Wojciechowicz, Ken Farragut, Bob Pellegrini, John Simerson, Bob Butler, Harold Wells, Fred Whittingham, Dick Absher, Dennis Franks, Fred Smalls, Jody Schulz, Dwayne Jiles, Maurice Henry, Ivan Caesar, John Roper, Bill Romanowski, N.D. Kalu, Hugh Douglas, Mark Simoneau, Moise Fokou, Ryan Rau, Najee Goode, Nigel Bradham
- 54** Jerry Huth, Bill Lapham, Jim Ringo, Gene Ceppetelli, Calvin Hunt, Chuck Allen, Tom Roussel, Jim Opperman, Drew Mahalic, Zack Valentine, Jon Kimmel, Alonzo Johnson, Kelly Kirchbaum, Britt Hager, Kurt Gouveia, Terry Crews, DeShawn Fogle, Jeff Herrod, Jeremiah Trotter, Tyreo Harrison, Nate Wayne, Tracy White, Brandon Graham, Jake Knott, Kamu Grugier-Hill
- 55** Frank Bausch, Basilio Marchi, Maxie Baughan, Fred Brown, Jerry Sturm, Frank LeMaster, Mike Reichenbach, Ken Rose, Nate Dingle, Ray Farmer, Quinton Caver, Tyreo Harrison, Dhani Jones, Stewart Bradley, Darryl Tapp, Brandon Graham
- 56** Bill Hewitt, Fred Whittingham, Bill Hobbs, Bill Overmyer, Dean Halverson, Jerry Robinson, Byron Evans, David Brown, Joe Kelly, Darrin Smith, Mike Caldwell, Shawn Barber, Derrick Burgess, Greg Richmond, Akeem Jordan, Phillip Hunt, Bryan Braman, Chris Long
- 57** Ernie Calloway, James Reed, Mike Osborn, Mike Curcio, Bill Cowher, Tom Polley, Scott Kowalkowski, Marc Woodard, James Darling, Keith Adams, Chris Gocong, Keenan Clayton, Adrian Moten, Jason Williams, Travis Long, Dannell Ellerbe, D.J. Alexander, T.J. Edwards
- 58** Dave Cahill, Mel Tom, Bob Creech, Rocky Colavito, Terry Tautolo, Anthony Griggs, Byron Lee, Ty Allert, Derrick Oden, Whit Marshall, Ike Reese, Trent Cole, Jordan Hicks, L.J. Fort, Genard Avery
- 59** Joseph Wendlick, Mike Evans, Tom Ehlers, Al Chesley, Joel Williams, Seth Joyner, Carlos Bradley, Mike Mamula, Derrick Burgess, Mike Labinjo, Dedrick Roper, Nick Cole, Brian Rolle, DeMeco Ryans, Joe Walker, B.J. Bello
- 60** Bob Suffridge, Al Thacker, Ed Michaels, Don Weedon, Chuck Bednarik
- 61** Tony Cimore, Joseph Frank, Gordon Paschka, Duke Maronic, John Michels, Tom Louderback, Howard Keys, Arunas Vasys, Tony Guillory, Bill Dunstan, Mark Slater, Ben Tamburello, Matt Long, Eric Floyd, Theo Adams, Steve Everitt, Giradie Mercer, Adrien Clarke, Mike Gibson, Julian Vandervelde, Stefan Wisniewski
- 62** Woody Gerber, Andrew Brunski, Mike Mandarino, Augie Lio, Dan Talcott, Bill Horrell, Knox Ramsey, John Wittenborn, Jerry Mazzanti, Mike Dirks, Guy Morriss, Bill Lueck, Johnny Jackson, Pete Perot, Nick Haden, Dennis McKnight, Brian Baldinger, Guy McIntyre, Ian Beckles, Dwight Johnson, Scott Peters, Ron Johnson, Alonzo Jackson, Max Jean-Gilles, Jason Kelce
- 63** Ralph Fritz, Rupert Pate, Bruno Banducci, Albert Baisi, Leo Skladany, Norman Willey, Ken Huxhold, Tom Catlin, Mike Woulfe, Lynn Hoyem, Tom Luken, Ron Baker, Daryle Smith, Joe Panos, Raleigh McKenzie, David Diaz-Infante, Hank Fraley, Bryan Smith, Jeremy Clark, Danny Watkins, David Molk
- 64** Robert McDonough, Mario Giannelli, Menil Mavraides, Russ Carrioccio, Abe Gibron, Bob Gaona, John Simerson, Galen Laack, Stan Campbell, Roy Hord, Ed Blaine, Randy Beisler, Dean Wink, Norm Davis, Joe Jones, Ernie Janet, Ed George, Garry Puetz, Dean Miraldi, Mike Perrino, Joe Rudolph, Sean Love, Stefan Rogers, Chris Patrick, Antonio Dixon, Jeff Owens, Jake Scott, Matt Tobin
- 65** Bob Suffridge, Cliff Patton, Dan Rogas, Jess Richardson, Tom Dimmick, Menil Mavraides, Harold Bradley, Jerry Huth, Jim Beaver, John Mellekas, Bill Stetz, Henry Allison, Roy Kirksey, Rosie Manning, Charlie Johnson, Mark Dennard, Bob Landsee, Gary Bolden, Ron Solt, Ron Hallstrom, Moe Elewonibi, Bubba Miller, Jamaal Green, Keyonta Marshall, King Dunlap, Lane Johnson
- 66** John Wyhonic, Baptiste Manzini, Ed Sharkey, Frank D'Agostino, Ed Meadows, Joe Robb, Will Renfro, Bill Byrne, Bruce Van Dyke, Gordon Wright, Don Chuy, Bill Cody, Roy Kirksey, Bill Bergey, Ken Reeves, John Hudson, Mike Zandofsky, Jerry Crafts, Jeff Dellenbach, Bobbie Williams, Trey Darilek, Kimo von Oelhoffen, Dallas Reynolds, Andrew Gardner, Will Beatty, Akeem Spence, Anthony Rush
- 67** Jack Sanders, John Magee, Proverb Jacobs, Pete Case, Erwin Will, Vern Winfield, Herb Dobbins, Jeff Bleamer, Lem Burnham, Gerry Feehery, Steve Gabbard, Ryan Schau, Jamaal Jackson, Dennis Kelly, Chance Warmack, Nate Herbig
- 68** Ray Romero, Maurice Nipp, Dick Murley, Bill Koman, Bill Striegel, Bobby Richards, Mark Nordquist, Blenda Gay, Dennis Nelson, Dennis Harrison, Reggie Singletary, Pete Walters, Tom McHale, Rickie Shaw, Frank Cornish, Morris Unutoa, Damian Lavergne, Steve Scullio, Pat McCoy, Dan Klecko, Austin Howard, Kyle DeVan, Steve Vallos, Matt Tennant, Josh Andrews, Jordan Mailata
- 69** Dave diFlippo, Joe Tyrrell, Carl Gersbach, Rich Glover, Woody Peoples, Dwaine Morris, Jeff Tupper, Jim Angelo, Bruce Collie, Burt Grossman, Harry Boatwain, George Hegamin, Jon Runyan, Evan Mathis, Dillon Gordon, Matt Pryor
- 70** Leo Brennan, Joseph Frank, Al Wistert, Don Owens, Jim Skaggs
- 71** Cecil Sturgeon, Frank Hrabetin, Eberle Schultz, Ed Fiben, George Fritts, Otis Douglas, Tom Higgins, Jim Ricca, Don King, John Wilcox, Joe Lewis, Dick Hart, William Wynn, Ken Clarke, Cecil Gray, Mike Chalenski, Jermane Mayberry, Scott Young, Jason Peters
- 72** Hodges West, Leon Cook, Stephen Levanites, Ted Doyle, Bob Friedman, Marshall Shires, T.J. Campion, Roger Harding, Walt Stickel, Dick Steere, George Mrkonic, Jess Richardson, Frank Fuller, Floyd Peters, Wade Key, Jim Fritzsche, Dave Pacella, Kevin Allen, David Alexander, Jeff Wenzel, Joe Panos, Tra Thomas, Cedric Thornton, Halapoulivaati Vaitai
- 73** Ed Kasky, Leo Disend, Rocco Canale, Vince Bogren, Henry Gude, Alfred Bauman, Fred Hartman, Roscoe Hansen, Lum Snyder, Sid Youngelman, Ed Khayat, Jim Norton, Richard Stevens, Pete Lazetich, Steve Kenney, Paul Ryczek, Ron Heller, Lester Holmes, Jerry Crafts, Steve Martin, Oliver Ross, Jim Pyne, Kevin Dogins, Shawn Andrews, Derrick Burgess, Bobby McCray, Julian Vandervelde, Joe Kruger, Wade Smith, Isaac Seumalo
- 74** Walter Barnes, Frank Wydo, Len Szafaryn, Jerry DeLucca, Riley Gunnels, Frank Molden, Steve Smith, John Niland, Donnie Green, Leonard Mitchell, Mike Pitts, Tim Mooney, Gerald Nichols, Bernard Williams, Edward Jasper, Doug Brzezinski, Jeremy Bridges, Winston Justice, Nate Menkin, T.Y. McGill, Daeshon Hall
- 75** Bill Halverson, George Savitsky, Frank Wydo, Tom Saidock, Jim McCusker, John Meyers, Tuufuli Upersa, Houston Antwine, Dennis Wirgowski, Willie Collars, Stan Walters, Jim Gilmore, Scott Leggett, Louis Cheek, Daryle Smith, Rob Selby, Troy Drake, John Michels, Michael Sinclair, Frank Ferrara, Dominic Furio, Juqua (Thomas) Parker, Vinny Curry, Josh Sweat, Vinny Curry

EAGLES BY JERSEY NUMBER



- 76** Lester McDonald, John Eibner, Frank Kilroy, Len Szafaryn, Volney Peters, J.D. Smith, Bob Brown, Joe Carollo, Jerry Sisemore, Adam Schreiber, Broderick Thompson, Barrett Brooks, John Welbourn, Alonzo Ephraim, Calvin Armstrong, Stacy Andrews, Reggie Wells, Phillip Hunt, Allen Barbre, Albert Huggins
- 77** Phil Ragazzo, Bernie Kaplan, Tex Williams, Carl Fagioli, John Eibner, Jim Kekeris, Gus Cifelli, Jim Weatherall, Don Oates, John Kapele, Ray Mansfield, Ray Rissmiller, Ernie Calloway, Gerry Philbin, Jerry Patton, Don Ratliff, Rufus Mayes, Tom Jelesky, Michael Black, Donald Evans, Antone Davis, Keith Millard, Howard Smothers, Richard Cooper, Lonnie Palelei, Artis Hicks, LaJuan Ramsey, Mike McGlynn, Demetress Bell, Damion Square, Kevin Graf, Barrett Jones, Taylor Hart, Michael Bennett, Andre Dillard
- 78** Mike Jarmoluk, Marion Campbell, John Baker, Dave Graham, Wayne Mass, Jim Cagle, Steve Smith, Carl Hairston, Matt Darwin, Mike Nease, Antone Davis, Hollis Thomas, Brodrick Bunkley, Victor Abiamiri, Fenuki Tupou, Sua Opeta
- 79** Vic Sears, Buck Lansford, Lum Snyder, Gene Gossage, Lane Howell, Mitch Sutton, Manny Sistrunk, Frank Giddens, Rusty Russell, Joe Conwell, Mike Schad, Mike Finn, Greg Jefferson, Jeremy Slechta, Jim Flanigan, Ian Allen, Todd Herremans, Tanner Hawkinson, Brandon Brooks
- 80** Granville Harrison, Kirk Hershey, Fred Meyer, Leonard Suplusi, Bert Kuczynski, Neill Armstrong, Bill Stribling, Gene Mitcham, Ken MacAfee, John Tracey, Ken Gregory, Gary Henson, Randy Beisler, Don Brumm, Clark Hoss, Don Zimmerman, Art Thoms, Luther Blue, Alvin Hooks, Byron Williams, Joe Hayes, Keith Baker, Bobby Duckworth, Cris Carter, Marvin Hargrove, Rod Harris, Reggie Lawrence, James Lofton, Reggie Johnson, Irving Fryar, Torrance Small, Billy McMullen, James Thrash, Kevin Curtis, Ron Johnson, Markus Wheaton, Jordan Matthews
- 81** Dick Humbert, Robert Priestly, Ray Reutt, Walt Nowak, John Yovicsin, Don McDonald, John O'Quinn, Willie Irvin, Bibbles Bawel, Eddie Bell, Ron Goodwin, Jim Whalen, Larry Estes, Stan Davis, Oren Middlebrook, Scott Fitzkee, Ron Smith, Kenny Jackson, Otis Grant, Shawn Beals, Henry "Gizmo" Williams, Mike Bellamy, Roy Green, Paul Richardson, Rob Carpenter, Mark Seay, Jeff Graham, Charles Johnson, Tony Stewart, Billy McMullen, Terrell Owens, Jason Avant, Jordan Matthews, Kamar Aiken, Joshua Perkins
- 82** Robert Krieger, Bill Combs, Bill Hewitt, Milton Smith, Rudy Smeja, Danny DiRenzo, Joe Restic, Tom Scott, George Tarasovic, Tim Rossoovich, Bob Picard, Ken Payne, Jerrold McRae, Mike Quick, Mickey Shuler, Victor Bailey, Chris T. Jones, Karl Hankton, Dameane Douglas, L.J. Smith, Alex Smith, Clay Harbor, Emil Igwenagu, Torrey Smith, Richard Rodgers
- 83** Jack Ferrante, Jack Smith, John Smith, Bobby Walston, Bill Quinlan, Don Hultz, Vince Papale, Rodney Parker, Tony Woodruff, Phil Smith, Kenny Jackson, Jimmie Giles, Kevin Bowman, Pat Beach, Michael Young, Ed West, Michael Timpson, Dietrich Jells, Troy Smith, Jeff Thomason, Greg Lewis, Marvin McNutt, Joshua Perkins, Shelton Gibson
- 84** Larry Cabrelli, Leslie Palmer, Hank Burnine, Leo Sugar, Mike Clark, Don Thompson, Jim Kelly, Richard Harris, Keith Krepfle, Vyto Kab, Mike McCloskey, Kenny Jackson, Anthony Edwards, Floyd Dixon, Mark Bavaro, Kelvin Martin, Freddie Solomon, Luther Broughton, Jamie Asher, Freddie Mitchell, Hank Baskett, Jordan Norwood, Greg Ward
- 85** John Shonk, Tony Bova, Charles Gauer, Bob Friedlund, Jay MacDowell, Billy Hix, Bob Schnelker, Ralph Smith, Gary Ballman, Marlin McKeever, Charles Smith, Mel Hoover, Ron Johnson, Jesse Bendross, Mickey Shuler, Jeff Sydnor, Art Monk, Mark Ingram, Antwan Wyatt, Chris Fontenot, Na Brown, Freddie Milons, Sean Morey, Darnerien McCants, James Casey, Alex Ellis
- 86** Hal Prescott, Bob McChesney, Bud Grant, Norman Willey, Ed Cooke, Dick Stafford, Fred Hill, Charle Young, Lewis Gilbert, Ken Dunek, Steve Folsom, Al Dixon, Gregg Garrity, Mike Siano, Fred Barnett, Dialleo Burks, Luther Broughton, Justin Armour, Russell Copeland, Brian Finneran, Alex Van Dyke, Gari Scott, Antonio Freeman, Kori Dickerson, Reggie Brown, Evan Moore, Zach Ertz
- 87** Jack Ferrante, Andy Nacrelli, Art Powell, Dick Lucas, Bill Cronin, Dave Lince, Fred Brown, Kent Kramer, Claude Humphrey, Lawrence Sampleton, John Goode, Eric Bailey, Ron Fazio, Carlos Carson, Harper Le Bel, Maurice Johnson, Rickey Brady, Frank Wainwright, Jason Dunn, Jed Weaver, Todd Pinkston, Brent Celek
- 88** Herschel Ramsey, John Durko, Jay MacDowell, John Zilly, Bob Hudson, Jerry Watson, Gary Pettigrew, Richard Osborne, Bill Larson, John Spagnola, Keith Jackson, Jimmie Johnson, Kevin McKenzie, Luther Broughton, Mike Bartrum, Cornelius Ingram, Jeff Maehl, Trey Burton, Dallas Goedert
- 89** Henry Piro, Tom Miller, Fred Meyer, Ben Agajanian, Robert Krieger, John Green, Bob Oristaglio, Don Luft, John Bredice, Mike Morgan, Mike Ditka, Steve Zabel, Wally Henry, Glen Young, Dave Little, Jay Repko, Calvin Williams, Dialleo Burks, Chad Lewis, Ron Leshinski, Ed Smith, Justin Swift, Kaseem Sinceno, Matt Schobel, Martin Rucker, Garrett Mills, B.J. Cunningham
- 90** Aaron Brown, Mike Golic, Randall Mitchell, William Perry, Ronnie Dixon, Jon Harris, Ben Williams, Corey Simon, Darren Howard, Antonio Dixon, Clifton Geathers, Marcus Smith, Justin Hamilton, Treyvon Hester, Bruce Hector
- 91** Tim Golden, Reggie White, Ray Conlin, George Cumby, Scott Curtis, Greg Mark, Andy Harmon, Steve Martin, Uhuru Hamiter, Sam Rayburn, Ian Scott, Chris Clemons, Darryl Tapp, Trevor Laws, Fletcher Cox
- 92** Smiley Creswell, Reggie White
- 93** Tom Strauthers, John Dumbauld, Ray Phillips, David Bailey, Greg Townsend, Daniel Stubbs, Darion Conner, Pernell Davis, Levon Kirkland, Marco Coleman, Jevon Kearse, Trevor Laws, Jason Babin, Brandon Bair, Tim Jernigan
- 94** Byron Darby, Dan McMillen, Steve Kaufusi, Leonard Renfro, Kevin Johnson, Bill Johnson, Kelly Gregg, N.D. Kalu, Montae Reagor, Jason Babin, Ricky Sapp, Derek Landri, Beau Allen, Haloti Ngata, Josh Sweat
- 95** John Bunting, Jody Schulz, Doug Bartlett, Al Harris, Mike Flores, William Fuller, Richard Dent, Henry Slay, Tyrone Williams, Justin Ena, Jerome McDougale, Victor Abiamiri, Mychal Kendricks
- 96** John Sodaski, Harvey Armstrong, Clyde Simmons, Marvin Ayers, Mike Flores, Mark Gunn, Keith Rucker, Al Wallace, Paul Grasmanis, Omar Gaither, Greg Lloyd, Bennie Logan, Derek Barnett
- 97** Thomas Brown, Reggie Singletary, John Klingel, Jim Auer, Dick Chapura, Leon Seals, Tim Harris, Rhett Hall, Mark Wheeler, Darwin Walker, Brodrick Bunkley, Cullen Jenkins, Isaac Sopoaga, Taylor Hart, Destiny Vaeao, Malik Jackson
- 98** Mike Ditka, Greg Brown, Elois Grooms, Tommy Jeter, Michael Samson, Jimmie Jones, Brandon Whiting, Greg Richmond, Mike Patterson, Connor Barwin, Elijah Qualls, Bruce Hector, Hassan Ridgeway
- 99** Mel Tom, Leonard Mitchell, Joe Drake, Skip Hamilton, Greg Litter, Jerome Brown

ALL-TIME COACHES



A		
Coach	Title	Years
Bobby April	Special Teams Coordinator.....	2010-12
Bobby April III	Defensive Quality Control.....	2011-12
Dave Atkins	Running Backs.....	1986-90
	Special Teams.....	1991
	Tight Ends.....	1992
Greg Austin	Assistant Offensive Line.....	2013-15
Jerry Azzinaro	Defensive Line/Assistant Head Coach.....	2013-15

B		
Coach	Title	Years
Herman Ball	Offensive Coach.....	1964-68
Bruno Banducci	Offensive Line.....	1958
Quadrian Banks	Assistant Strength and Conditioning.....	2013-15
Mike Bartrum	Assistant Tight Ends.....	2019-
Frank Bausch	Assistant Coach.....	1941
John Becker	Running Backs.....	1980-82
	Wide Receivers.....	1983
Bert Bell	Head Coach.....	1936-40
Tom Bettis	Defensive Backs.....	1989-90
Dana Bible	Offensive Coordinator.....	1998
Bob Bicknell	Wide Receivers.....	2013-15
Jim Bollman	Tight Ends.....	1998
Todd Bowles	Secondary.....	2012
	Defensive Coordinator.....	2012
Tommy Brasher	Defensive Line.....	1985
	Defensive Line.....	1999-2005
	Defensive Line.....	2012
Zeke Bratkowski	Quarterbacks.....	1991-92
	Offensive Coordinator/QBs.....	1993-94
Andrew Breiner	Pass Game Analyst.....	2020-
Gunter Brewer	Wide Receivers.....	2018
Bob Bronzan	Line.....	1958
Fred Bruney	Defensive Backs.....	1964-68
	Defensive Backs.....	1977-82
	Asst. Head Coach/Defensive Backs.....	1983-85
	Interim Head Coach (1 game).....	1985
Matt Burke	Defensive Special Assistant.....	2019
	Run Game Coordinator/Defensive Line.....	2020-

C		
Coach	Title	Years
Larry Cabrelli	Ends.....	1947-50
Mike Caldwell	Defensive Quality Control.....	2008-09
	Assistant Linebackers.....	2010
	Linebackers.....	2011-12
Bill Callahan	Offensive Line.....	1995-97
Marion Campbell	Defensive Coordinator.....	1977-82
	Head Coach/Defensive Coordinator.....	1983-85
Lew Carpenter	Wide Receivers.....	1990-92
	Wide Receivers/Tight Ends.....	1993-94
Gerald Carr	Wide Receivers.....	1995-98
Jimmy Carr	Linebackers.....	1969-72
Bud Carson	Defensive Coordinator/Def. Backs.....	1991-94
Juan Castillo	Offensive Assistant.....	1995-96
	Tight Ends.....	1997
	Offensive Line.....	1998-2010
	Defensive Coordinator.....	2011-12
Chuck Cherundolo	Defensive Line.....	1962
Brad Childress	Quarterbacks.....	1999-2001
	Offensive Coordinator.....	2002-05
Erik Chinander	Assistant Defensive Line.....	2013
Eugene Chung	Asst. OL/Tight Ends/Run Game.....	2016-18
Chuck Clausen	Defensive Line.....	1976-85
Michael Clay	Defensive Quality Control.....	2014
	Assistant Special Teams.....	2015
Tom Coughlin	Wide Receivers.....	1984-85

Dick Coury
Ken Croner
Irv Cross
David Culley

Wide Receivers..... 1976-81
Assistant Strength and Conditioning..... 2010
Defensive Backs..... 1969-70
Wide Receivers..... 1999-2010
Senior Assistant/Wide Receivers..... 2011-12

D		
Coach	Title	Years
Phillip Daniels	Def. Quality Control/Asst. DL.....	2016-18
	Defensive Line.....	2019
John DaGrosa	Assistant Coach.....	1936-37
Ted Daisher	Special Teams Quality Control.....	2004-05
	Special Teams Coordinator.....	2009
Bill Davis Sr.	Linebackers.....	1976-77
	Tight Ends.....	1978
Bill Davis Jr.	Defensive Coordinator.....	2013-15
Mike Dawson	Defensive Quality Control.....	2013
	Assistant Defensive Line.....	2014-15
	Quarterbacks.....	2015
Ryan Day	Quarterbacks.....	2016-17
John DeFilippo	Head Coach.....	1956-57
Hugh Devore	Defensive Assistant.....	1988
Ken Donahue	Off. Quality Control/Asst. WRs.....	2016-17
Joe D'Orazio	Assistant Coach.....	1950
Otis Douglas	Offensive Coordinator.....	1999-2001
Rod Dowhower	Passing Game.....	1973-75
Boyd Dowler	Line.....	1955
Chuck Drulis		

E		
Coach	Title	Years
Brad Ecklund	Offensive Line.....	1971-72
Dick Evans	Defensive Coach.....	1964-68
Charley Ewart	Backfield.....	1946-48

F		
Coach	Title	Years
Tom Fears	Offensive Coordinator/Wide Receivers...	1971-72
Dave Fipp	Special Teams Coordinator.....	2013-
Jeff Fisher	Defensive Backs.....	1986-88
	Defensive Coordinator/Linebackers.....	1989-90
Ken Flajole	Linebackers.....	2016-
Leslie Frazier	Defensive Backs.....	1999-2002

G		
Coach	Title	Years
Harry Gamble	Tight Ends/Special Teams.....	1981-82
Frank Gansz	Tight Ends/Special Teams.....	1983-85
Charley Gauer	Ends.....	1952-61
	Offensive Coach.....	1969-70
Sid Gillman	Quarterbacks.....	1979-80
	Quarterbacks.....	1982
	Offensive Assistant.....	1985
Peter Giunta	Defensive Assistant.....	1991-94
Sonny Grandelius	Backfield.....	1962-63
Keith Gray	Assistant Strength and Conditioning.....	2012-
Edward Grayer	Assistant Strength and Conditioning.....	2020-
Mike Groh	Wide Receivers Coach.....	2017
	Offensive Coordinator.....	2018-19
Jon Gruden	Offensive Coordinator.....	1995-97

H		
Coach	Title	Years
Bobby Hammond	Offensive Assistant.....	1993-94
John Harbaugh	Special Teams Coordinator.....	1998-2006
	Secondary/Safeties.....	2007
Matthew Harper	Assistant Special Teams.....	2013-14, 16-18
	Assistant Defensive Backs.....	2015
	Assistant Wide Receivers.....	2019-

ALL-TIME COACHES



Tim Hauck	Safeties	2016-
Dale Haupt	Defensive Line	1986-94
Ben Hawkins	Receivers	1982
George Hill	Linebackers	1979-84
Josh Hingst	Head Strength and Conditioning	2013-
Ed Hughes	Offensive Assistant.....	1981
	Offensive Assistant.....	1989
Shaun Huls	Director of High Performance.....	2013-19

I		
Coach	Title	Years
John Idzik	Running Backs.....	1973-75
	Offensive Coordinator/Quarterbacks.....	1976
Ken Iman	Special Teams/Offensive Line	1976-79
	Offensive Line	1980-86
Roy Istvan	Assistant Offensive Line	2019-

J		
Coach	Title	Years
Milt Jackson	Running Backs.....	1985
Dick Jamieson	Running Backs.....	1995-96
Dick Jauron	Senior Assistant/Defensive Backs.....	2010
Pete Jenkins	Defensive Line	2006-08
Billy Joe	Running Backs.....	1979-80
Jim Johnson	Defensive Coordinator	1999-2008
Ronnie Jones	Strength & Conditioning	1987-88
	Strength & Conditioning/Linebackers.....	1989-90

K		
Coach	Title	Years
John Kellison	Line.....	1941-50
Chip Kelly	Head Coach	2013-15
Mike Kelly	Offensive Assistant.....	2002
George Kenneally	Assistant Coach	1935
Walt Kiesling	Co-Head Coach.....	1943
G.J. Kinne	Offensive Special Projects.....	2019
Ed Khayat	Defensive Line	1971
	Head Coach	1971-72
Frank Kilroy	Assistant Coach	1957-58
Chuck Knox, Jr.	Defensive Assistant.....	1995-98
Rich Kotite	Offensive Coordinator/Quarterbacks.....	1990
	Head Coach	1991-94
Joe Kuharich	Head Coach.....	1964-68

L		
Coach	Title	Years
Bill Lazor	Quarterbacks.....	2013
Dick LeBeau	Special Teams.....	1973-75
Marv Levy	Assistant Coach	1969
Greg Lewis	Wide Receivers.....	2016
Vic Lindskog	Assistant Coach	1952-54
John Lovett	Defensive Backs.....	2013-14
Todd Lyght	Assistant Defensive Backs	2013-14
Johnnie Lynn	Secondary/Cornerbacks.....	2011

M		
Coach	Title	Years
Marquand Manuel	Defensive Backs	2020-
Mike McCormack	Head Coach	1973-75
Sean McDermott	Defensive Quality Control.....	2001-02
	Assistant Defensive Backs	2003
	Secondary Coach/Safeties	2004-06
	Linebackers.....	2007
	Secondary.....	2008
	Defensive Coordinator	2009-10
Patrick McDowell	Assistant Strength and Conditioning	2018-
Bill McGovern	Outside Linebackers.....	2013-15
Bo McMillin	Head Coach	1951

Jim McMurdo	Line.....	1938-40
Bill McPherson	Linebackers.....	1978
Roger Marandino	Assistant Strength and Conditioning.....	2011
Ted Marchibroda	Offensive Coordinator	1984-85
Billie Matthews	Running Backs.....	1983-84
John Mazur	Defensive Backs.....	1973-75
	Defensive Coordinator/Def. Backs	1976
	Offensive Asst/Quality Control.....	1999-2001
	Tight Ends.....	2002-12
	Linebackers.....	1973-75
	Off. Quality Control/Asst. RBs.....	2017-18
	Assistant Coach	1940
	Ends/Backfield	1951
	Head Coach	1951

Tom Melvin	Assistant Strength and Conditioning	2016-
Walt Michaels	Inside Linebackers	2013-15
Trent Miles	Wide Receivers	2020-
Heinie Miller	Senior Assistant	2003
Wayne Millner	Asst. Head Coach	2004-05
	Asst. Head Coach/Off. Coordinator	2006-12
	Senior Offensive Consultant	2020-
	Defensive Line	1969-72
	Offensive Line	2011-12
	Offensive Line	1992-94
	Offensive Assistant.....	1998
	Quarterbacks.....	2014

Mike Minnis	Assistant Strength and Conditioning	2016-
Rick Minter	Inside Linebackers	2013-15
Aaron Moorehead	Wide Receivers	2020-
Marty Mornhinweg	Senior Assistant	2003
	Asst. Head Coach	2004-05
	Asst. Head Coach/Off. Coordinator	2006-12
	Senior Offensive Consultant	2020-
	Defensive Line	1969-72
	Offensive Line	2011-12
	Offensive Line	1992-94
	Offensive Assistant.....	1998
	Quarterbacks.....	2014

Joe Moss	Defensive Line	1969-72
Howard Mudd	Offensive Line	2011-12
Bill Muir	Offensive Line	1992-94
Bill Musgrave	Offensive Assistant.....	1998
	Quarterbacks.....	2014

N		
Coach	Title	Years
Matt Nagy	Offensive Quality Control.....	2011-12
Dan Neal	Special Teams.....	1986
	Special Teams/Offensive Line	1987
	Offensive Line	1988-91
Greasy Neale	Head Coach	1941-50
Laurie Niemi	Assistant Coach	1961-63
Jeff Nixon	Special Teams Quality Control.....	2007-10
Mike Nixon	Offensive Assistant.....	1966-68

O		
Coach	Title	Years
Nathan Ollie	Assistant Defensive Line	2019-
Steve Owen	Assistant Coach	1956-57

P		
Coach	Title	Years
Ryan Paganetti	Def. Quality Control/Asst. Linebackers	2018
	Asst. Linebackers/ Game Management	2019-
T.J. Paganetti	Off. Quality Control/Asst. OL	2017-18
	Assistant Running Backs	2019
	Asst. Run Game Coordinator/Asst. RBs	2020-
Joe Pannunzio	Director of Team Development	2019-
Larry Pasquale	Special Teams.....	1992-94
Sean Payton	Quarterbacks.....	1997-98
Doug Pederson	Offensive Quality Control	2009-10
	Quarterbacks	2011-12
	Head Coach	2016-
	Assistant Tight Ends	2013-14
	Tight Ends	2015-
	Tight Ends.....	1976-77
	Off. Quality Control/Asst. Quarterbacks	2018
	Assistant Quarterbacks	2019
	Defensive Coordinator/Linebackers.....	1986-88
	Assistant Head Coach/Offense.....	1986-89
	Offensive Line	1976-78

Justin Peelle	Offensive Quality Control	2009-10
	Quarterbacks	2011-12
	Head Coach	2016-
	Assistant Tight Ends	2013-14
	Tight Ends	2015-
	Tight Ends.....	1976-77
	Off. Quality Control/Asst. Quarterbacks	2018
	Assistant Quarterbacks	2019
	Defensive Coordinator/Linebackers.....	1986-88
	Assistant Head Coach/Offense.....	1986-89
	Offensive Line	1976-78

R		
Coach	Title	Years
John Ralston	Offensive Coordinator	1978

ALL-TIME COACHES



Ted Rath

John Rauch
Frank Reagan
Mike Reed
Frank Reich
Andy Reid
Ray Rhodes
Jess Richardson
Ron Rivera
Al Roberts
Johnny Roland
Barry Rubin

Rod Rust
Buddy Ryan

Director of Sports Performance.....	2020-
Quarterbacks.....	1971-72
Assistant Coach.....	1952-53
Defensive Assistant/Quality Control.....	2003-06
Offensive Coordinator.....	2016-17
Head Coach.....	1999-2012
Head Coach.....	1995-98
Defensive Line.....	1971-72
Linebackers.....	1999-2003
Special Teams.....	1988-90
Running Backs.....	1976-78
Strength and Conditioning Assistant.....	2008-09
Strength and Conditioning.....	2010-12
Linebackers.....	1976-77
Head Coach.....	1986-90

S

Coach
John Sandusky
Rich Scangarello
Jim Schwartz
Doug Scovil
Rory Segrest

Title	Years
Offensive Line.....	1973-75
Senior Offensive Assistant.....	2020-
Defensive Coordinator.....	2016-
Quarterbacks.....	1986-89
Special Teams Quality Control.....	2006
Special Teams Coordinator.....	2007-08
Defensive Line.....	2009-10
Head Coach.....	1958-60
Offensive Assistant.....	1997
Offensive Assistant/Quality Control.....	2003-06
Defensive Assistant/Quality Control.....	2007
Linebackers.....	2008-10
Tight Ends.....	1999-2001
Quarterbacks.....	2002-08
Offensive Coordinator.....	2013-15
Interim Head Coach.....	2015
Line.....	1958-60
Head Coach.....	1961-63
Assistant Linebackers.....	2015
Special Teams.....	1995-96
Defensive Backs.....	1997-98
Assistant Secondary.....	2008
Defensive Asst/Quality Control.....	1999-2000
Defensive Backs.....	2001-03
Linebackers.....	2004-06
Special Teams Quality Control.....	2011-12
Running Backs.....	2013-17
Assistant Head Coach/Running Backs.....	2018-
Offensive Line.....	1964-70
Special Assistant/Defense.....	2009
Tight Ends/Special Teams.....	1979-81
Offensive Line.....	2013-17
Offensive Line/Run Game Coordinator.....	2018-
Backfield.....	1955

Duce Staley

Dick Stanfel
Brian Stewart
Lynn Stiles
Jeff Stoutland

Abe Stuber

T

Coach
Press Taylor

Emmitt Thomas
Stephen Thomas
Bobby Thomason
Luke Thompson
Dave Toub
Mike Trgovac
Jim Trimble

Title	Years
Offensive Quality Control.....	2013-17
Quarterbacks.....	2018-19
Passing Game Coordinator/QBs.....	2020-
Defensive Coordinator.....	1995-98
Defensive Quality Control.....	2015
Quarterbacks.....	1957
Assistant Special Teams.....	2019-
Special Teams Quality Control.....	2001-2003
Defensive Line.....	1995-98
Assistant Coach.....	1951
Head Coach.....	1952-55

U

Coach	Title	Years
Cory Undlin	Defensive Backs.....	2015-19
James Urban	Offensive Assistant/Quality Control.....	2007-08
	Quarterbacks.....	2009-10

V

Coach	Title	Years
Steve Van Buren	Backfield.....	1952
Dino Vasso	Def. Quality Control/Asst. Secondary.....	2016-18
	Assistant Secondary.....	2019
	Assistant Coordinator/Defense.....	2020-
Jim Vechiarella	Linebackers.....	1991-94
Dick Vermeil	Head Coach.....	1976-82
Joe Vitt	Linebackers.....	1995-98

W

Coach	Title	Years
Ben Wagner	Assistant Strength and Conditioning.....	2016-
Carson Walch	Assistant Wide Receivers.....	2018
	Wide Receivers.....	2019
Bill Walsh	Offensive Line.....	1987-91
Trent Walters	Secondary.....	2004-07
Jim Washburn	Defensive Line.....	2011-12
Jerry Wampfler	Defensive Line.....	1973-75
	Offensive Line.....	1979-83
Joe Wessel	Special Teams.....	1997
Mark Whipple	Offensive Assistant.....	2008
Jerry Williams	Assistant.....	1958-63
	Head Coach.....	1969-71
Jim Williams	Strength and Conditioning.....	1991-94
Ted Williams	Tight Ends.....	1995-96
	Running Backs.....	1997-2012
	Tight Ends.....	2013-14
Chris Wilson	Defensive Line.....	2016-18
Mike Wolf	Strength and Conditioning.....	1995-2009
Dick Wood	Offensive Coordinator.....	1983
	Running Backs.....	1991-94
Lud Wray	Head Coach.....	1933-35

Z

Coach	Title	Years
Ken Zampese	Offensive Assistant.....	1998
Jack Zilly	Running Backs/Special Teams.....	1970-72
Michael Zordich	Defensive Quality Control.....	2010
	Secondary/Safeties.....	2011-12



2020

Rd	No	Player	Pos	College
1	21	Jalen Reagor	WR	TCU
2	53	Jalen Hurts	QB	Oklahoma
3	103	Davion Taylor	LB	Colorado
4a	127	K'Von Wallace	S	Clemson
4b	145	Jack Driscoll	T	Auburn
5	168	John Hightower	WR	Boise State
6a	196	Shaun Bradley ¹	LB	Temple
6b	200	Quez Watkins ¹	WR	Southern Miss.
6c	210	Prince Tega Wanogho ²	T	Auburn
7	233	Casey Toohill ¹	DE	Stanford

TRADES

- The 196th (6th - LB Shaun Bradley), 200th (6th - WR Quez Watkins) and 233rd (7th - DE Casey Toohill) overall selections were acquired from the Chicago Bears in exchange for the 173rd (5th - WR Darnell Mooney) and 227th (7th - T Lachavious Simmons) overall selections ... Earlier in the draft, Philadelphia traded the 146th overall selection (4th - C Tyler Biadasz) to the Dallas Cowboys in exchange for the 164th overall selection and a 2021 5th-round pick ... The 164th overall selection (5th - LB Curtis Weaver) was then traded to the Miami Dolphins in exchange for the 173rd and 227th overall selections
- The 210th (6th - T Prince Tega Wanogho) overall selection and WR Marquise Goodwin were acquired from the San Francisco 49ers in exchange for the 190th (6th - TE Charlie Woerner) overall selection

2019

Rd	No	Player	Pos	College
1	22	Andre Dillard ¹	T	Washington St.
2a	53	Miles Sanders ²	RB	Penn St.
2b	57	J.J. Arcega-Whiteside	WR	Stanford
4	138	Shareef Miller	DE	Penn St.
5	167	Clayton Thorson ³	QB	Northwestern

TRADES

- The 22nd overall selection (1st - T Andre Dillard) was acquired from the Baltimore Ravens in exchange for the 25th (1st - WR Marquise Brown), 127th (4th - CB Iman Marshall) and 197th (6th - QB Trace McSorley) overall picks
- The 53rd overall selection (2nd - RB Miles Sanders) was acquired in a 2018 draft day trade with the Baltimore Ravens in exchange for the 32nd overall selection (1st - QB Lamar Jackson) and the 132nd overall pick (4th - WR Jaleel Scott) in the 2018 NFL Draft. In that same trade, Philadelphia also acquired the 2018 52nd overall selection (2nd - DE Kemoko Turay) along with the 2018 125th overall selection (4th - CB Avonte Maddox)
- The 167th overall selection (5th - QB Clayton Thorson) and the 246th overall selection (7th - C Javon Patterson) were acquired from the New England Patriots in exchange for the 163rd overall selection (5th - P Jake Bailey)

2018

Rd	No	Player	Pos	College
2	49	Dallas Goedert ¹	TE	South Dakota St.
4a	125	Avonte Maddox ¹	CB	Pittsburgh
4b	130	Josh Sweat ²	DE	Florida St.
6	206	Matt Pryor	G/T	TCU
7	233	Jordan Mailata ³	T	---

TRADES

- The 49th overall selection (2nd - TE Dallas Goedert) was acquired from the Indianapolis Colts in exchange for the 52nd overall selection (2nd - DE Kemoko Turay) and the 169th overall selection (5th - Jordan Wilkins). The 52nd overall selection was originally acquired from the Baltimore Ravens along with the 125th overall selection (4th - CB Avonte Maddox) and a 2019 2nd round pick in exchange for the 32nd overall selection (1st - QB Lamar Jackson) and the 132nd overall pick (4th - WR Jaleel Scott)
- The 130th overall selection (4th - Josh Sweat), along with the Eagles' 1st round pick in 2017 (DE Derek Barnett, No. 14 overall), was originally acquired from the Minnesota Vikings in a 2016 trade for QB Sam Bradford
- Acquired the 233rd overall selection (7th - Jordan Mailata) from the New England Patriots in exchange for the 250th overall selection (7th - TE Ryan Izzo) and a 2019 7th round pick

2017

Rd	No	Player	Pos	College
1	14	Derek Barnett ¹	DE	Tennessee
2	43	Sidney Jones	CB	Washington
3	99	Rasul Douglas ²	CB	West Virginia
4a	118	Mack Hollins	WR	North Carolina
4b	132	Donnel Pumphrey ³	RB	San Diego St.
5a	166	Shelton Gibson ⁴	WR	West Virginia
5b	184	Nathan Gerry ⁴	LB	Nebraska
6	214	Elijah Qualls ⁵	DT	Washington

TRADES

- The 14th overall selection (1st - DE Derek Barnett) and a 2018 4th round pick were acquired from the Minnesota Vikings in exchange for QB Sam Bradford on 9/3/16
- The 99th overall selection (3rd - CB Rasul Douglas) and DT Tim Jernigan were acquired from the Baltimore Ravens in exchange for the 74th overall selection (3rd - DE Chris Wormley)
- The 132nd overall selection (4th - Donnel Pumphrey) was obtained from the Minnesota Vikings during the draft in exchange for the 139th overall pick (4th - WR Jehu Chesson) and the 230th overall selection (7th - S Josh Harvey-Clemons)
- The 166th and 184th overall selections (5th - WR Shelton Gibson, 5th - LB Nathan Gerry) were acquired from the Miami Dolphins in exchange for the 164th overall pick (5th - G Isaac Asiata) and the 194th overall pick (6th - DT Vincent Taylor)
- The 214th overall selection (6th - DT Elijah Qualls) and the 164th overall pick (later traded to the Miami Dolphins) were obtained from the Tennessee Titans in exchange for the 155th overall pick (5th - LB Jayon Brown)

2016

Rd	No	Player	Pos	College
1	2	Carson Wentz ¹	QB	North Dakota St.
3	79	Isaac Seumalo	G	Oregon State
5a	153	Wendell Smallwood	RB	West Virginia
5b	164	Halapoulivaati Vaitai ²	T	TCU
6	196	Blake Countess ³	S	Auburn
7a	233	Jalen Mills	CB	LSU
7b	240	Alex McCalister ³	DE	Florida
7c	251	Joe Walker ⁴	LB	Oregon



TRADES

1. The 2nd overall selection (1st - QB Carson Wentz) and a 4th round pick in 2017 were acquired from Cleveland for the 8th overall selection (1st - sent to Tennessee and used to select T Jack Conklin), the 77th overall selection (3rd - sent to Carolina and used to select DB Daryl Worley), the 100th overall selection (4th - sent to Oakland and used to select QB Connor Cook), a 1st round pick in 2017, and a 2nd round pick in 2018)

Note: The 8th overall selection was originally acquired from Miami in exchange for LB Kiko Alonso, CB Byron Maxwell and the 13th overall selection (1st - T Laremy Tunsil) ... The 77th overall selection was originally acquired from Detroit in a 2015 draft day trade ... The 100th overall selection was originally acquired in a trade with Tennessee for RB DeMarco Murray and the 113th overall selection (4th - sent to Los Angeles and then to Chicago and used to select LB Nick Kwiatkowski)

2. The 164th overall selection (5th - T Halapoulivaati Vaitai) was acquired in a 2015 trade with Pittsburgh for CB Brandon Boykin
3. The 196th overall selection (6th - S Blake Countess) and the 240th overall selection (7th - DE Alex McCaister) were acquired from Minnesota for the 188th overall selection (6th - TE David Morgan)
4. The 251st overall selection (7th - LB Joe Walker) was acquired in a 2015 trade with Arizona for QB Matt Barkley

2015

Rd	No	Player	Pos	College
1	20	Nelson Agholor	WR	USC
2	47	Eric Rowe ¹	CB	Utah
3	84	Jordan Hicks	LB	Texas
6a	191	JaCorey Shepherd ¹	CB	Kansas
6b	196	Randall Evans	CB	Kansas St.
7	237	Brian Mihalik	DE	Boston College

TRADES

1. The 47th overall selection (2nd - CB Eric Rowe) and the 191st overall selection (6th - CB JaCorey Shepherd) were obtained from the Miami Dolphins in exchange for the 52nd overall selection (2nd - NT Jordan Phillips), the 145th overall selection (5th - CB Bobby McCain) and the 156th overall selection (5th - WR Tony Lippett). The 145th overall selection was originally acquired from St. Louis in a 2015 trade involving QBs Sam Bradford and Nick Foles
2. The 113th overall pick (4th - DT Gabe Wright) was traded to Detroit in exchange for a 2016 3rd round selection. The 113th overall pick was originally acquired from Buffalo in a 2014 trade involving RB Bryce Brown
3. The 119th overall pick (4th - T Andrew Donnal) was traded to St. Louis in a 2015 trade involving QBs Sam Bradford and Nick Foles

2014

Rd	No	Player	Pos	College
1	26	Marcus Smith ¹	LB	Louisville
2	42	Jordan Matthews ²	WR	Vanderbilt
3	86	Josh Huff	WR	Oregon
4	101	Jaylen Watkins ³	DB	Florida
5a	141	Taylor Hart ³	DE	Oregon
5b	162	Ed Reynolds	S	Stanford
7	224	Beau Allen ⁶	DT	Wisconsin

TRADES

1. The 22nd overall pick (1st - QB Johnny Manziel) was traded to Cleveland in a 2014 draft day trade for a 1st round pick (26th overall - LB Marcus Smith) and a 3rd round pick (83rd overall - traded to Houston)

2. The 54th overall pick (2nd - RB Bishop Sankey) and the 122nd overall pick (4th - S Marqueston Huff) were both traded to Tennessee in a 2014 draft day trade for a 2nd round pick (42nd overall - WR Jordan Matthews)
3. The 83rd overall pick (3rd - NT Louis Nix) originally acquired from Cleveland was traded to Houston in a 2014 draft day trade in exchange for a 4th round pick (101st overall - CB Jaylen Watkins) and a 5th round pick (141st overall - DE Taylor Hart)
4. The 169th overall pick (5th - OLB Ronald Powell) originally acquired from New England in a trade involving DT Isaac Sopoaga was traded to New Orleans in a deal involving RB Darren Sproles
5. The 198th overall selection (6th - DE Zach Moore) was traded to New England in a deal involving DT Isaac Sopoaga
6. The 224th overall selection (7th - DT Beau Allen) was acquired from Buffalo in a 2014 draft day deal involving RB Bryce Brown
7. The 237th overall selection (7th - T Seantrel Henderson) was traded to Buffalo in a 2014 draft day deal involving RB Bryce Brown

2013

Rd	No	Player	Pos	College
1	4	Lane Johnson	T	Oklahoma
2	35	Zach Ertz	TE	Stanford
3	67	Bennie Logan	DT	LSU
4	98	Matt Barkley ¹	QB	USC
5	136	Earl Wolff	S	North Carolina St.
7a	212	Joe Kruger ²	DE	Utah
7b	218	Jordan Poyer ³	CB	Oregon St.
7c	239	David King ⁴	DE	Oklahoma

TRADES

1. The 98th overall pick (4th - QB Matt Barkley) was obtained from Jacksonville in a 2013 draft day trade in exchange for a 4th round pick (101st overall - WR Ace Sanders) and a 7th round pick (210th overall - CB Demetrius McCray)
2. The 173rd overall pick (6th - T Winston Painter) was traded to Cleveland in 2012 for S David Sims and a 2013 7th round choice (212th overall - DE Joe Kruger)
3. The 196th overall pick (6th - G Jeff Baca) was traded to Tampa Bay for WR Arrelious Benn and a 2013 7th round choice (218th overall - CB Jordan Poyer). The choice was originally obtained from Denver in a 2011 trade involving DT Brodrick Bunkley
4. The 239th overall pick (7th - DE David King) was a compensatory pick for loss of free agents in 2012

2012

Rd	No	Player	Pos	College
1	12	Fletcher Cox ¹	DT	Mississippi St.
2a	46	Mychal Kendricks	LB	California
2b	59	Vinny Curry ²	DE	Marshall
3	88	Nick Foles ³	QB	Arizona
4	123	Brandon Boykin ²	CB	Georgia
5	153	Dennis Kelly	T	Purdue
6a	194	Marvin McNutt ⁵	WR	Iowa
6b	200	Brandon Washington ⁶	G	Miami (FL)
7	229	Bryce Brown ⁷	RB	Kansas St.

TRADES

1. The 12th overall pick (1st - DE Fletcher Cox) was obtained from Seattle in a 2012 draft day trade in exchange for a 1st round pick (15th overall - DE Bruce Irvin), a 4th round pick (114th overall - DT Jaye Howard) and a 6th round pick (172nd overall - CB Jeremy Lane). The



- 172nd overall selection was originally acquired from Indianapolis in a 2012 trade involving Winston Justice
- The 51st overall pick (2nd - DT Jerel Worthy) was sent to Green Bay in a 2012 draft day trade in exchange for a 2nd round pick (59th overall - DE Vinny Curry) and a 4th round pick (123rd overall - CB Brandon Boykin). The 51st pick was originally acquired from Arizona in a 2011 trade involving CB Dominique Rodgers-Cromartie and QB Kevin Kolb
 - The 88th overall pick (3rd - QB Nick Foles) was obtained from Houston in a trade involving LB DeMeco Ryans. Houston received Philadelphia's 3rd round pick (76th overall - G Brandon Brooks) and 4th round pick (99th overall - C Ben Jones). The 99th overall selection was originally acquired from Tampa Bay in a 2011 draft day trade
 - The 187th overall pick (6th - S Josh Bush) was traded to Indianapolis in a 2012 trade involving T Winston Justice
 - The 194th overall pick (6th - WR Marvin McNutt) was obtained from Denver in a 2010 trade involving LB Joe Mays
 - The 200th overall pick (6th - G Brandon Washington) was obtained from New England in a 2010 trade involving LB Tracy White. Philadelphia sent the 223rd overall pick (7th - OLB Travis Lewis) to New England
 - The 229th overall pick (7th - RB Bryce Brown) was obtained from Atlanta in a trade involving CB Asante Samuel

2011

Rd	No	Player	Pos	College
1	23	Danny Watkins	G	Baylor
2	54	Jaiquawn Jarrett	S	Temple
3	90	Curtis Marsh ¹	CB	Utah St.
4a	116	Casey Matthews ²	LB	Oregon
4b	120	Alex Henery	K	Nebraska
5a	149	Dion Lewis ³	RB	Pittsburgh
5b	161	Julian Vandervelde ⁴	G	Iowa
6a	191	Jason Kelce ¹	C	Cincinnati
6b	193	Brian Rolle ⁴	LB	Ohio St.
7a	237	Greg Lloyd ⁸	LB	Connecticut
7b	240	Stanley Havili ⁹	RB	USC

TRADES

- The 90th overall selection (3rd - CB Curtis Marsh) and the 191st overall selection (6th - C Jason Kelce) were obtained from Baltimore in a 2011 draft day trade in exchange for the 85th overall selection (3rd - T Jah Reid)
- The 116th overall selection (4th - LB Casey Matthews) and a 2012 4th round selection (99th overall - C Ben Jones) were obtained from Tampa Bay in a 2011 draft day trade in exchange for the 104th overall pick (4th - TE Luke Stocker). The 104th overall pick in 2011 and the 37th overall selection (2nd - S Nate Allen) in 2010 were originally acquired from Washington in a trade involving QB Donovan McNabb
- The 149th overall selection (5th - RB Dion Lewis) and a 2010 5th round selection (159th overall - WR Riley Cooper) were obtained from San Diego in a 2010 draft day trade in exchange for the 146th overall selection (5th - DT Cam Thomas). The 146th overall pick in 2010 was originally obtained by Philadelphia from Cleveland in a 2010 draft day trade
- The 161st overall selection (5th - G Julian Vandervelde) and a 6th round draft choice (194th overall - DE Markell Carter) were obtained from the New York Jets in a 2011 draft day trade in exchange for the 153rd overall pick (5th - WR Jeremy Kerley) and the 227th overall pick (7th - WR Scotty McKnight). The 194th (6th - Carter) overall pick was traded to New England for the 193rd overall pick (6th - LB Brian Rolle). The 227th overall pick was originally acquired by the Eagles in

a 2010 trade involving OL Stacy Andrews

- The 184th overall selection (6th - DT David Carter) was traded to Arizona in 2010 for G Reggie Wells. The pick was originally acquired from Tampa Bay in a 2010 trade for WR Reggie Brown
- The 186th overall selection (6th - OLB D.J. Smith) was traded to Detroit in a 2010 draft day trade
- The 225th overall selection (7th - RB Anthony Allen) was traded to Baltimore in a 2010 trade involving DE Antwan Barnes
- The 237th overall selection (7th - LB Greg Lloyd) and the 240th overall selection (7th - RB Stanley Havili) were compensatory pick for the loss of free agents in 2010

2010

Rd	No	Player	Pos	College
1	13	Brandon Graham ¹	DE	Michigan
2	37	Nate Allen ²	S	South Florida
3	86	Daniel Te'o-Nesheim ³	DE	Washington
4a	105	Trevard Lindley ⁴	CB	Kentucky
4b	121	Keenan Clayton	LB	Oklahoma
4c	122	Mike Kafka ³	QB	Northwestern
4d	125	Clay Harbor ³	TE	Missouri St.
5a	134	Ricky Sapp ³	DE	Clemson
5b	159	Riley Cooper ³	WR	Florida
6	200	Charles Scott ⁷	RB	LSU
7a	220	Jamar Chaney ⁹	LB	Mississippi St.
7b	243	Jeff Owens ¹¹	DT	Georgia
7c	244	Kurt Coleman ¹¹	S	Ohio St.

TRADES

- The 13th overall selection (1st - DE Brandon Graham) was obtained from Denver in exchange for the 24th overall selection (1st - Dez Bryant), 70th overall selection (3rd - TE Ed Dickson) and 87th overall selection (3rd - WR Eric Decker). The 70th overall pick (Dickson) was originally acquired from Seattle in a 2009 draft day trade
- The 37th overall selection (2nd - S Nate Allen) and the 104th overall pick (4th - TE Luke Stocker) in 2011 were originally acquired from Washington in a trade involving QB Donovan McNabb
- The 55th overall selection (2nd - LB Sean Lee) was traded to Dallas in a 2010 draft day trade for the 59th overall pick (2nd - RB Montario Hardesty) and the 125th overall pick (4th - TE Clay Harbor). The 59th overall pick (Hardesty) was traded to Cleveland for the 71st overall pick (3rd - S Morgan Burnett), 134th overall pick (5th - Ricky Sapp) and 146th overall pick (5th - DT Cam Thomas). The 71st overall pick (Burnett) was traded to Green Bay for the 86th overall pick (3rd - DE Daniel Te'o-Nesheim) and 122nd overall pick (4th - QB Mike Kafka). The 146th overall pick (Thomas) was traded to San Diego in a 2010 draft day trade for the 159th overall choice (5th - WR Riley Cooper) and the 149th overall selection (5th - RB Dion Lewis) in 2011
- The 105th overall selection (4th - CB Trevard Lindley) and the 137th overall selection (5th - CB Perrish Cox) were acquired from Cleveland in a 2010 trade involving LB Alex Hall, CB Sheldon Brown and LB Chris Gocong. The 137th overall pick (Cox) was dealt to Denver in a 2010 deal involving LB Ernie Sims
- The 127th overall selection (4th - DE E.J. Wilson) was traded to Seattle in a 2010 trade involving DE Darryl Tapp and DE Chris Clemons. The 127th overall pick (Wilson) was originally acquired from the New York Jets in a 2009 trade involving CB Lito Sheppard
- The 163rd overall selection (5th - S Reshad Jones) was traded to St. Louis in a 2009 trade involving LB Will Witherspoon and WR Brandon Gibson. Pick was originally acquired from New Orleans in a 2009 draft day trade



7. The 200th overall selection (6th - RB Charles Scott) was acquired from Indianapolis in a 2009 draft day trade
8. The 192nd overall selection (6th - LB Danny Batten) was traded to Buffalo in a 2009 deal involving T Jason Peters
9. The 220th overall selection (7th - Chaney) was obtained from Detroit in a 2010 draft day trade for the 186th overall selection (6th - OLB D.J. Smith) in 2011
10. The 231st overall selection (7th - T Selvish Capers) was traded to New England in a 2009 trade involving WR Greg Lewis
11. The 243rd overall selection (7th - DT Jeff Owens) and 244th overall selection (7th - S Kurt Coleman) were compensatory picks for the loss of free agents in 2009

2009

Rd	No	Player	Pos	College
1	19	Jeremy Maclin ¹	WR	Missouri
2	53	LeSean McCoy	RB	Pittsburgh
5a	153	Cornelius Ingram ⁴	TE	Florida
5b	157	Macho Harris	CB	Virginia Tech
5c	159	Fenuki Tupou ⁵	T	Oregon
6	194	Brandon Gibson	WR	Washington St.
7a	213	Paul Fanaika ³	G	Arizona St.
7b	230	Moise Fokou	LB	Maryland

TRADES

1. The 19th overall selection (1st - WR Jeremy Maclin) was obtained from Cleveland for the 21st overall choice (1st - C Alex Mack) and the 195th overall choice (6th - RB James Davis)
2. The 28th overall selection (1st - C Eric Wood) and 121st overall selection (4th - TE Shawn Nelson) in 2009 and the 192nd overall selection (6th - LB Danny Batten) in 2010 were traded to Buffalo in a trade involving T Jason Peters. The 28th overall pick (Wood) was originally acquired from Carolina in a 2008 draft day trade
3. The 85th overall selection (3rd - WR Ramses Barden) was traded to the New York Giants in exchange for the 91st overall pick (3rd - WR Deon Butler) and 164th overall pick (5th - P Thomas Morstead). The 91st overall selection (Butler) was traded to Seattle for the 137th overall pick (5th - LB Jason Phillips) & the 213th overall pick (7th - G Paul Fanaika) in 2009 and the 70th overall pick (3rd - TE Ed Dickson) in 2010. The 137th overall pick (Phillips) along with the 141st overall pick (5th - WR Kenny McKinley) were traded to New England for CB Ellis Hobbs. The 141st pick (McKinley) was originally acquired from Cleveland in a 2008 draft day trade
4. The 153rd overall selection (5th - TE Cornelius Ingram) and the 127th overall selection (4th - DE E.J. Wilson) in 2010 were acquired by the New York Jets in exchange for CB Lito Sheppard
5. The 159th overall selection (5th - T Fenuki Tupou) was acquired from the New England Patriots in exchange for WR Greg Lewis and the 231st overall selection (7th - T Selvish Capers) in 2010
6. The 164th overall selection (5th - P Thomas Morstead) was traded to the New Orleans Saints in 2009 draft day trade for the 222nd overall pick (7th - P Pat McAfee) and the 163rd overall selection (5th - S Reshad Jones) in 2010. The 163rd overall pick (Jones) in 2010 was sent to St. Louis in 2009 in a trade involving WR Brandon Gibson and LB Will Witherspoon. The 222nd overall pick (McAfee) was traded to Indianapolis in a 2009 draft day trade for the 200th overall selection (6th - RB Charles Scott) in 2010

2008

Rd	No	Player	Pos	College
2a	47	Trevor Laws ¹	DT	Notre Dame
2b	49	DeSean Jackson	WR	California

3	80	Bryan Smith	DE	McNeese St.
4a	109	Mike McGlynn ¹	G	Pittsburgh
4b	117	Quintin Demps ¹	S	UTEP
4c	131	Jack Ikegwuonu ³	CB	Wisconsin
6a	184	Mike Gibson	G	California
6b	200	Joe Mays ⁵	LB	North Dakota St.
6c	203	Andy Studebaker ⁵	LB	Wheaton
7	230	King Dunlap ⁷	T	Auburn

TRADES

1. The 19th overall selection (1st - T Jeff Otah) was traded to the Carolina Panthers in a 2008 draft day trade in exchange for the 43rd overall pick (2nd - S Tyrell Johnson), the 109th overall pick (4th - G Mike McGlynn) and the 28th overall pick (1st - C Eric Wood) in 2009. The 43rd overall pick (Johnson) and the 152nd overall pick (5th - DT Letroy Guion) were traded to Minnesota in a 2008 draft day trade in exchange for the 47th overall selection (2nd - DT Trevor Laws) and the 117th overall pick (4th - S Quintin Demps). The 28th overall pick (Wood) in 2009 was traded to Buffalo in a 2009 draft day trade involving T Jason Peters
2. The 115th overall selection (4th - DT Dre Moore) was traded to Miami in exchange for RB Lorenzo Booker
3. The 131st overall selection (4th - CB Jack Ikegwuonu) was a compensatory pick for the loss of free agents in 2007
4. The 191st overall pick (6th - WR Paul Hubbard) was traded to the Cleveland Browns in exchange for the 141st overall pick (5th - WR Kenny McKinley) in 2009. The 141st pick (McKinley) in 2009 was traded to New England in 2009 for CB Ellis Hobbs. The 191st overall pick (Hubbard) was originally obtained from the Browns in 2006 in exchange for C Hank Fraley
5. The 200th overall selection (6th - LB Joe Mays) and the 203rd overall selection (6th - LB Andy Studebaker) were compensatory picks for the loss of free agents in 2007
6. The 224th overall selection (7th - WR Steve Johnson) was traded to the Buffalo Bills in 2007 with DT Darwin Walker for LB Takeo Spikes and QB Kelly Holcomb
7. The 230th overall selection (7th - T King Dunlap) was obtained from the Seattle Seahawks in a 2006 trade for FB Josh Parry

2007

Rd	No	Player	Pos	College
2a	36	Kevin Kolb ¹	QB	Houston
2b	57	Victor Abiamiri	DE	Notre Dame
3a	87	Stewart Bradley ¹	LB	Nebraska
3b	90	Tony Hunt	RB	Penn St.
5a	159	C.J. Gaddis ¹	S	Clemson
5b	162	Brent Celek	TE	Cincinnati
6	201	Rashad Barksdale	CB	Albany
7	236	Nate Ilaoa	RB	Hawaii

TRADES

1. The 26th overall selection (1st - LB Anthony Spencer) was traded to the Dallas Cowboys in exchange for the 36th overall selection (2nd - QB Kevin Kolb), the 87th overall pick (3rd - LB Stewart Bradley) and the 159th overall pick (5th - S C.J. Gaddis)
2. The 126th overall selection (4th - S Dashon Goldson) and LB Mark Simoneau were traded to the Saints for WR Donte Stallworth

2006

Rd	No	Player	Pos	College
1	14	Brodrick Bunkley	DT	Florida St.
2	39	Winston Justice ¹	T	USC

ALL-TIME DRAFTS



3	71	Chris Gocong ²	LB	Cal St. Poly
4a	99	Max Jean-Gilles ³	G	Georgia
4b	109	Jason Avant ⁴	WR	Michigan
5a	147	Jeremy Bloom	WR	Colorado
5b	168	Omar Gaither ⁵	LB	Tennessee
6	204	LaJuan Ramsey ⁵	DT	USC

TRADES

- The 39th overall selection (2nd - T Winston Justice) was obtained from the Tennessee Titans for the 45th overall pick (2nd - RB LenDale White) and the 116th overall pick (4th - LB Stephen Tulloch). The 116th overall pick (Tulloch) was originally acquired from the Dallas Cowboys along with the 148th pick (5th - DE Jonathan Welsh) in 2005 in exchange for the 182nd overall pick (6th - DT Montavious Stanley) in 2006 and the 132nd overall pick (4th - DE Chris Canty) in 2005
- The 71st overall selection (3rd - LB Chris Gocong) was obtained from the New York Jets for the 76th overall pick (3rd - LB Anthony Schlegel) and the 220th overall pick (7th - DT Titus Adams)
- The 99th overall selection (4th - G Max Jean-Gilles) was obtained from the New Orleans Saints in exchange for the 108th overall selection (4th - G Jahri Evans) and DT Hollis Thomas
- The 109th overall selection (4th - WR Jason Avant) was obtained from the Green Bay Packers in exchange for the 115th overall selection (4th - CB Will Blackmon) and the 185th overall selection (6th - S Tyrone Culver). Those two picks were previously acquired from the Minnesota Vikings in exchange for the 127th overall selection (4th - DE Ray Edwards) and G Artis Hicks. The 127th pick (Edwards) was originally acquired from the Indianapolis Colts in exchange for the 148th overall pick (5th - DE Jonathan Welsh) in 2005 previously acquired from the Dallas Cowboys
- The 168th overall selection (5th - LB Omar Gaither) and the 204th overall pick (6th - DT LaJuan Ramsey) were compensatory picks for the loss of free agents in 2005

2005

Rd	No	Player	Pos	College
1	31	Mike Patterson	DT	USC
2a	35	Reggie Brown ¹	WR	Georgia
2b	63	Matt McCoy	LB	San Diego St.
3	77	Ryan Moats ²	RB	Louisiana Tech
4a	102	Sean Considine ³	S	Iowa
4b	126	Todd Herremans ³	T	Saginaw Valley St.
5a	146	Trent Cole ⁵	LB	Cincinnati
5b	172	Scott Young ⁶	G	BYU
6	211	Calvin Armstrong ⁶	T	Washington St.
7a	247	Keyonta Marshall ⁶	DT	Grand Valley St.
7b	252	David Bergeron ⁶	LB	Stanford

TRADES

- The 35th overall selection (2nd - WR Reggie Brown) was obtained from the Miami Dolphins in exchange for QB A.J. Feeley
- The 77th overall selection (3rd - RB Ryan Moats) and the 162nd overall selection (5th - FB Thomas Tapeh) in 2004 were obtained from the Kansas City Chiefs in a trade for G John Welbourn
- The 94th overall selection (3rd - G Adam Snyder) was traded to San Francisco in exchange for the 102nd overall pick (4th - S Sean Considine) and the 175th overall pick (6th - DT Anttaj Hawthorne). The 167th selection (5th - CB Mike Hawkins), the 175th pick (Hawthorne) and the 245th overall pick (7th - S Kurt Campbell) were traded to the Packers in exchange for the 126th overall selection (4th - T Todd Herremans)

- The 132nd overall selection (4th - DE Chris Canty) and the 182nd overall pick in 2006 (6th - DT Montavious Stanley) were traded to the Dallas Cowboys for the 148th overall selection (5th - DE Jonathan Welsh) and the 116th overall pick (4th - LB Stephen Tulloch) in 2006. The 148th overall selection (Welsh) was traded to Indianapolis for the 127th overall selection (4th - DE Ray Edwards) in 2006
- The 146th overall selection (5th - LB Trent Cole) was acquired from Washington in 2004 in a trade involving WR James Thrash
- The 172nd overall pick (5th - G Scott Young), the 211th overall selection (6th - T Calvin Armstrong), the 247th overall selection (7th - DT Keyonta Marshall) and the 252nd overall selection (7th - LB David Bergeron) were obtained from the NFL as compensation for the loss of free agents in 2004
- The 205th overall selection (6th - CB Derrick Johnson) was traded to the San Francisco 49ers in a 2004 trade involving WR Terrell Owens and DE Brandon Whiting

2004

Rd	No	Player	Pos	College
1	16	Shawn Andrews ¹	T	Arkansas
3	89	Matt Ware	CB	UCLA
4a	129	J.R. Reed ³	S	South Florida
4b	131	Trey Darilek ³	G/T	UTEP
5	162	Thomas Tapeh ⁵	FB	Minnesota
6a	185	Andrew Hall ⁶	QB	Delaware
6b	192	Dexter Wynn	CB	Colorado St.
7a	227	Adrien Clarke	G	Ohio St.
7b	242	Bruce Perry ³	RB	Maryland
7c	243	Dominic Furio ³	C	UNLV

TRADES

- The 16th overall selection (1st - T Shawn Andrews) was acquired from the San Francisco 49ers in exchange for the 28th overall pick (1st - CB Chris Gamble) and the 58th overall pick (2nd - CB Shawntae Spencer)
- The 125th overall selection (4th - CB Jason David) and the 202nd overall selection (6th - DB Wayne Bacon) in 2003 was traded to the Atlanta Falcons in 2003 in exchange for LB Mark Simoneau
- The 129th overall selection (4th - S J.R. Reed), the 131st overall selection (4th - G/T Trey Darilek) the 242nd overall selection (7th - RB Bruce Perry) and the 243rd overall selection (7th - C Dominic Furio) were obtained from the NFL as compensation for the loss of free agents in 2003
- The 160th overall selection (5th - S Tony Bua) was traded to the Baltimore Ravens in 2004 in a deal involving WR Terrell Owens and DE Brandon Whiting
- The 162nd overall selection (5th - FB Thomas Tapeh) and the 77th overall selection (3rd - RB Ryan Moats) in 2005 were acquired from the Kansas City Chiefs in exchange for G John Welbourn
- The 185th overall selection (6th - QB Andrew Hall) was acquired from the Green Bay Packers for the 245th selection (7th - CB Chris Johnson) in 2003

2003

Rd	No	Player	Pos	College
1	15	Jerome McDougle ¹	DE	Miami (FL)
2	61	L.J. Smith	TE	Rutgers
3	95	Billy McMullen	WR	Virginia
4	131	Jamaal Green ²	DE	Miami (FL)
6	185	Jeremy Bridges ³	G/T	Southern Miss



7 244 Norman LeJeune³ S LSU

TRADES

1. The 15th overall selection (1st - DE Jerome McDougle) was acquired from the San Diego Chargers in exchange for the 30th overall selection (1st - CB Sammy Davis) and the 62nd overall selection (2nd - S Terrence Kiel). The 62nd pick (Kiel) was originally acquired from the Green Bay Packers for CB Al Harris and the 127 overall selection (4th - WR Sam Aiken)
2. The 131st overall selection (4th - DE Jamaal Green) was obtained from the NFL as compensation for the loss of free agents in 2002
3. The 166th overall pick (5th - LB Hunter Hillenmeyer) was traded to the Green Bay Packers in exchange for the 185th overall pick (6th - T/G Jeremy Bridges) and the 244th overall pick (7th - S Norman LeJeune)
4. The 202nd overall selection (6th - DB Waine Bacon) in 2003 and the 125th overall selection (4th - CB Jason David) in 2004 were traded to the Atlanta Falcons in 2003 in exchange for LB Mark Simoneau
5. The 245th overall selection (7th - CB Chris Johnson) was traded to the Green Bay Packers in exchange for the 185th overall selection (6th - QB Andrew Hall) in 2004

2002

Rd	No	Player	Pos	College
1	26	Lito Sheppard	CB	Florida
2a	58	Michael Lewis	S	Colorado
2b	59	Sheldon Brown ¹	CB	South Carolina
3	91	Brian Westbrook	RB	Villanova
4	124	Scott Peters	C/G	Arizona St.
5	162	Freddie Milons	WR	Alabama
6	198	Tyreo Harrison	LB	Notre Dame
7	238	Raheem Brock	DE	Temple

TRADES

1. The 59th overall selection (2nd - CB Sheldon Brown) was acquired from the Miami Dolphins in exchange for the 88th overall pick (3rd - LB Morlon Greenwood) and the 187th overall selection (6th - DE Otis Leverette) in 2001

2001

Rd	No	Player	Pos	College
1	25	Freddie Mitchell	WR	UCLA
2	55	Quinton Caver	LB	Arkansas
3	63	Derrick Burgess ¹	DE	Ole Miss
4	121	Correll Buckhalter	RB	Nebraska
5a	147	Tony Stewart ³	TE	Penn St.
5b	155	A.J. Feeley	QB	Oregon

TRADES

1. The 63rd overall selection (3rd - DE Derrick Burgess) was obtained from the San Diego Chargers in exchange for the 111th overall selection (4th - WR Trevor Gaylor) in 2000
2. The 88th overall selection (3rd - LB Morlon Greenwood) and the 187th overall selection (6th - DE Otis Leverette) were traded to the Miami Dolphins in exchange for the 59th overall pick (2nd - CB Sheldon Brown) in 2002
3. The 147th overall selection (5th - TE Tony Stewart) was obtained from the Green Bay Packers in exchange for CB/KR Allen Rossum in 2000
4. The 227th overall selection (7th - TE Mike Roberg) was traded to the Carolina Panthers for TE Luther Broughton in 1999

2000

Rd	No	Player	Pos	College
1	6	Corey Simon	DT	Florida St.
2a	36	Todd Pinkston	WR	Southern Miss
2b	61	Bobbie Williams ¹	G	Arkansas
4	99	Gari Scott	WR	Michigan St.
6a	171	Thomas Hamner	RB	Minnesota
6b	178	John Frank ³	DE	Utah
6c	192	John Romero ⁴	C	California

TRADES

1. The 61st overall selection (2nd - G Bobbie Williams) was acquired from the Tennessee Titans in exchange for the 68th overall selection (3rd - TE Erron Kinney) and the 135th overall selection (6th - S Aric Morris)
2. The 111th overall pick (4th - WR Trevor Gaylor) was traded to the San Diego Chargers for 63rd overall selection (3rd - DE Derrick Burgess) in 2001. The 111th overall selection (Gaylor) was originally acquired from the Detroit Lions in 1999 in exchange for the 137th overall selection (5th - S Tyree Talton) in the 1999 draft
3. The 178th overall selection (6th - DE John Frank) was obtained from the Oakland Raiders in exchange for QB Bobby Hoying in 1999
4. The 192nd overall selection (6th - C John Romero) was obtained from Washington in exchange for QB Rodney Peete in 1999
5. The 212th overall selection (7th - QB Tim Rattay) was traded to the New England Patriots in exchange for WR Deitrich Jells in 1998

1999

Rd	No	Player	Pos	College
1	2	Donovan McNabb	QB	Syracuse
2	35	Barry Gardner	LB	Northwestern
3	64	Doug Brzezinski	G	Boston College
4a	97	John Welbourn	T	California
4b	128	Damon Moore ¹	DB	Ohio St.
4c	130	Na Brown ¹	WR	North Carolina
6a	172	Cecil Martin	RB	Wisconsin
6b	201	Troy Smith ³	WR	East Carolina
7a	208	Jed Weaver	TE	Oregon
7b	251	Pernell Davis ¹	DT	UAB

TRADES

1. The 128th overall selection (4th - DB Damon Moore), the 130th overall selection (4th - WR Na Brown) and the 251st overall selection (7th - DT Pernell Davis) were obtained from the NFL as compensation for the loss of free agents in 1998
2. The 137th overall selection (5th - S Tyree Talton) was traded to the Detroit Lions in exchange for the 111th overall selection (4th - WR Trevor Gaylor) in 2000
3. The 201st overall selection (6th - WR Troy Smith) was obtained from the Denver Broncos in exchange for the 200th overall selection (7th - C Trey Teague) in the 1998 draft

1998

Rd	No	Player	Pos	College
1	11	William Thomas	T	Florida St.
3a	72	Jeremiah Trotter ²	LB	Stephen F. Austin
3b	85	Allen Rossum ³	DB	Notre Dame
4a	112	Brandon Whiting ⁴	DT	California
4b	116	Clarence Love ³	DB	Toledo

ALL-TIME DRAFTS



5	142	Ike Reese ⁴	LB	Michigan St.
7a	220	Chris Akins ⁷	DT	Texas
7b	240	Melvin Thomas ⁷	G	Colorado

TRADES

- The 41st overall selection (2nd - DT Jeremy Staat) and the 134th overall pick (5th - Casey Dailey) were traded to the New York Jets in exchange for DE Hugh Douglas
- The 72nd overall selection (3rd - LB Jeremiah Trotter) in 1998, the 25th overall selection (1st - DE Jon Harris) in 1997 and the 155th overall selection (5th - TE Luther Broughton) in 1997 were obtained from the Dallas Cowboys in a 1997 draft day trade in exchange for the 22nd overall selection (1st - TE David LaFleur) in 1997
- The 85th overall selection (3rd - DB Allen Rossum) and the 116th overall selection (4th - DB Clarence Love) were obtained from the New York Giants in exchange for the 70th overall selection (3rd - WR Brian Alford)
- The 112th overall selection (4th - DT Brandon Whiting) and the 142nd overall selection (5th - LB Ike Reese) were obtained from the Miami Dolphins in exchange for the 102nd overall selection (4th - DE Lorenzo Bromell)
- The 163rd overall selection (6th - DE Eric Ogbogu) was traded to the New York Jets in exchange for WR Jeff Graham
- The 200th overall selection (7th - C Trey Teague) was traded to the Denver Broncos in exchange for the 201st overall selection (6th - WR Troy Smith) in 1999
- The 220th overall selection (7th - DT Chris Akins) and the 240th overall selection (7th - G Melvin Thomas) were obtained from the NFL as compensation for the loss of free agents in 1997

1997

Rd	No	Player	Pos	College
1	25	Jon Harris ¹	DE	Virginia
2	57	James Darling ²	LB	Washington St.
3	71	Duce Staley ³	RB	South Carolina
4	119	Damien Robinson	DB	Iowa
5a	152	N.D. Kalu	DE	Rice
5b	155	Luther Broughton ¹	TE	Furman
6a	190	Antwuan Wyatt ²	WR	Bethune Cookman
6b	198	Edward Jasper ⁴	DT	Texas A&M
7a	207	Koy Detmer ⁵	QB	Colorado
7b	225	Byron Capers	DB	Florida St.
7c	227	Deauntae Brown ²	DB	Central St. (OH)

TRADES

- The 25th overall selection (1st - DE Jon Harris), the 155th overall selection (5th - TE Luther Broughton) and the 72nd overall selection (3rd - LB Jeremiah Trotter) in 1998 were obtained from the Dallas Cowboys in a draft day trade in exchanges for the 22nd overall selection (1st - TE David LaFleur)
- The 57th overall selection (2nd - LB James Darling), the 190th overall selection (6th - WR Antwuan Wyatt) and the 227th overall selection (7th - DB Deauntae Brown) were obtained from the San Francisco 49ers in exchange for the 55th overall selection (2nd - FB Marc Edwards)
- The 71st overall selection (3rd - RB Duce Staley) was obtained from the Arizona Cardinals in exchange for the 84th overall selection (3rd - CB Ty Howard) and the 188th overall selection (6th - LB Tony McCombs)
- The 198th overall selection (6th - DT Edward Jasper) was obtained from the NFL as compensation for the loss of free agents in 1996

- The 207th overall selection (7th - QB Koy Detmer) was obtained from the New York Jets in exchange for DT Ronnie Dixon

1996

Rd	No	Player	Pos	College
1	25	Jermame Mayberry	T	Tx. A&M Kingsville
2a	54	Jason Dunn	TE	Eastern Kentucky
2b	61	Brian Dawkins ¹	DB	Clemson
3	85	Bobby Hoying	QB	Ohio St.
4	121	Ray Farmer	LB	Duke
5a	147	Whit Marshall ²	LB	Georgia
6a	194	Steve White	LB	Tennessee
6b	197	Tony Johnson ⁴	TE	Alabama
6c	199	Phillip Riley ⁵	WR	Florida St.

TRADES

- The 61st overall selection (2nd - DB Brian Dawkins) was obtained from the NFL as compensation for the loss of free agents in 1994
- The 147th overall selection (5th - LB Whit Marshall) in 1996 and the 78th overall selection (3rd - WR Chris T. Jones) in 1995 were acquired from the Denver Broncos in exchange for DB Ben Smith in 1994
- The 157th overall selection (5th - G Kenneth McDaniel) in 1996 and the 147th overall selection (5th - WR Mike Miller) in 1995 were traded to the Cleveland Browns in exchange for the 119th overall selection (4th - QB Dave Barr) in 1995
- The 197th overall selection (6th - TE Tony Johnson) was obtained from the Green Bay Packers in a 1995 trade for T Joe Sims
- The 199th overall selection (6th - WR Phillip Riley) in 1996 and the 50th overall selection (2nd - DB Bobby Taylor) in 1995 were obtained from the Kansas City Chiefs in 1996 in exchange for WR Victor Bailey and the 112th overall pick (4th - C David Wohlabough) in 1995
- The 238th overall selection (7th - QB Jon Stark) was traded to the Cleveland Browns in 1995 for DT Ronnie Dixon

1995

Rd	No	Player	Pos	College
1	7	Mike Mamula ¹	DE	Boston College
2a	50	Bobby Taylor ²	DB	Notre Dame
2b	58	Barrett Brooks ³	T	Kansas St.
3a	72	Greg Jefferson ¹	DE	Central Florida
3b	78	Chris T. Jones ⁴	WR	Miami (FL)
4	119	Dave Barr ⁵	QB	California
6	208	Fred McCrary ⁶	RB	Mississippi St.
7a	210	Kevin Bouie ⁶	RB	Mississippi St.
7b	248	Howard Smothers ⁶	T	Bethune Cookman

TRADES

- The 7th overall selection (1st - DE Mike Mamula) and the 72nd overall selection (3rd - DE Greg Jefferson) were obtained from the Tampa Bay Buccaneers in exchange for the 12th overall pick (1st - DT Warren Sapp), the 43rd overall pick (2nd - S Melvin Johnson) and the 63rd overall pick (2nd - G Shane Hannah)
- The 50th overall selection (2nd - DB Bobby Taylor) in 1995 and the 199th overall selection (6th - WR Phillip Riley) in 1996 were acquired from the Kansas City Chiefs in 1996 in exchange for WR Victor Bailey and the 112th overall pick (4th - C David Wohlabough) in 1995
- The 58th overall selection (2nd - T Barrett Brooks) in 1995 and the 40th overall selection (2nd - WR David Palmer) in 1994 were obtained from the Cleveland Browns in a 1994 draft day trade in exchange for the 29th overall selection (1st - WR Derrick Alexander) in 1994. The 40th overall selection (Palmer) and the 118th overall selection (4th

ALL-TIME DRAFTS



- LB Mitch Davis) in 1994 were traded to the Atlanta Falcons for the 37th overall selection (2nd - DT Bruce Walker) in 1994
- The 78th overall selection (3rd - WR Chris T. Jones) in 1995 and the 147th overall selection (5th - LB Whit Marshall) were obtained from the Denver Broncos in 1994 in exchange for CB Ben Smith
 - The 119th overall selection (4th - QB Dave Barr) was acquired from the Cleveland Browns in 1994 in exchange for the 147th overall selection (5th - WR Mike Miller) in 1995 and the 157th overall selection (5th - G Kenneth McDaniel) in 1996
 - The 208th overall selection (6th - RB Fred McCrary), 210th overall selection (7th - RB Kevin Bouie) and the 248th overall selection (7th - T Howard Smothers) were acquired from the Jacksonville Jaguars in exchange for the 169th overall selection (6th - WR Jay Kearney) and 219th overall pick (7th - TE Tracy Greene)

1994

Rd	No	Player	Pos	College
1	14	Bernard Williams	T	Georgia
2a	37	Bruce Walker ¹	DT	UCLA
2b	42	Charlie Garner	RB	Tennessee
3a	77	Joe Panos	G	Wisconsin
3b	103	Eric Zomalt ²	DB	California
5	144	Marvin Goodwin	DB	UCLA
6a	174	Ryan McCoy	LB	Houston
6b	193	Mitch Berger ²	P	Colorado
7	206	Mark Montgomery	RB	Wisconsin

TRADES

- The 29th overall selection (1st - WR Derrick Alexander) was obtained from the NFL as compensation for the departure of DE Reggie White prior to the 1993 season. The 29th overall selection (Alexander) was traded to the Cleveland Browns in 1994 for the 58th overall selection (2nd - T Barrett Brooks) in 1995 and the 40th overall selection (2nd - WR David Palmer) in 1994. The 40th overall selection (Palmer) and the 118th overall selection (4th - LB Mitch Davis) in 1994 were traded to the Atlanta Falcons for the 37th overall selection (2nd - DT Bruce Walker) in 1994
- The 103rd overall selection (3rd - DB Eric Zomalt) and the 193rd overall selection (6th - P Mitch Berger) were obtained from the NFL as compensation for the loss of free agents in 1993

1993

Rd	No	Player	Pos	College
1a	19	Lester Holmes ¹	T	Jackson St.
1b	24	Leonard Renfro	DT	Colorado
2	50	Victor Bailey	WR	Missouri
3a	75	Derrick Frazier ¹	DB	Texas A&M
3b	77	Mike Reid	DB	North Carolina St.
6	163	Derrick Oden	LB	Alabama
7	190	Joey Mickey	TE	Oklahoma
8	217	Doug Skene	T	Michigan

TRADES

- The 13th overall selection (1st - T Brad Hopkins) was obtained from the NFL as compensation for the departure of DE Reggie White. The 13th pick (Hopkins) was traded to the Houston Oilers for the 19th overall selection (1st - T Lester Holmes) and the 75th overall selection (3rd - DB Derrick Frazier)
- The 104th overall selection (4th - WR Horace Copeland) was traded to the San Diego Chargers for G/T Broderick Thompson
- The 136th overall selection (5th - C Mike Devlin) was traded to the Buffalo Bills in exchange for DL Leon Seals

1992

Rd	No	Player	Pos	College
2	48	Siran Stacy	RB	Alabama
3	75	Tommy Jeter	DT	Texas
4a	92	Tony Brooks	RB	Notre Dame
4b	102	Casey Weldon	QB	Florida St.
5	129	Corey Barlow	DB	Auburn
6	160	Jeff Sydnor	WR	Hawaii
7	187	William Boatwright	G	Virginia Tech
8	214	Chuck Bullough	LB	Michigan St.
9	241	Ephesians Bartley	LB	Florida
10	272	Mark McMillian	DB	Alabama
11	299	Pumpy Tudors	P	UT Chattanooga
12	326	Brandon Houston	T	Oklahoma

TRADES

- The 17th overall selection (1st - CB Kevin Smith) in 1992 and the 19th overall selection (1st - CB Vinnie Clark) in 1991 were traded to the Green Bay Packers in 1991 for the 8th overall pick (1st - T Antone Davis)

1991

Rd	No	Player	Pos	College
1	8	Antone Davis ¹	T	Tennessee
2	48	Jesse Campbell	DB	North Carolina St.
3	75	Rob Selby	T	Auburn
4	104	William Thomas	LB	Texas A&M
5	131	Craig Erickson	QB	Miami (FL)
6	156	Andy Harmon ²	DE	Kent St.
7	187	James Joseph	RB	Auburn
8	216	Scott Kowalkowski	LB	Notre Dame
9	242	Chuck Weatherspoon	RB	Houston
10	271	Eric Harmon	G	Clemson
11	298	Mike Flores	DE	Louisville
12	327	Darrell Beavers	DB	Morehead St.

TRADES

- The 8th overall pick (1st - T Antone Davis) was acquired from the Green Bay Packers in 1991 in exchange for the 17th overall selection (1st - CB Kevin Smith) in 1992 and the 19th overall selection (1st - CB Vinnie Clark) in 1991
- The 156th overall selection (6th - DE Andy Harmon) was acquired from the Houston Oilers in exchange for QB Don McPherson
- The 160th overall selection (6th - CB Mike Riley) was traded to the New York Jets in 1990 in exchange for RB Roger Vick

1990

Rd	No	Player	Pos	College
1	22	Ben Smith	DB	Georgia
2	50	Mike Bellamy	WR	Illinois
3	77	Fred Barnett	WR	Arkansas St.
5	133	Calvin Williams	WR	Purdue
6	162	Kevin Thompson	DB	Oklahoma
7	189	Terry Strouf	T	UW La Crosse
8	217	Curt Dukes	T	Oregon
9	244	Cecil Gray	DT	North Carolina
10	273	Orlando Adams	DT	Jacksonville St.
11a	294	John Hudson ²	C	Auburn
11b	300	Tyrone Watson	WR	Tennessee St.
12	327	Judd Garrett	RB	Princeton



TRADES

1. The Eagles traded their 4th-round pick in 1990 and their 1st-round pick in 1989 to the Indianapolis Colts in 1988 in exchange for G Ron Solt
2. The 294th overall selection (11th - C John Hudson) was obtained from the New Orleans Saints in exchange for RB Bobby Morse

1989

Rd	No	Player	Pos	College
2	49	Jessie Small	LB	Eastern Kentucky
3a	76	Robert Drummond	RB	Syracuse
3b	81	Britt Hager ²	LB	Texas
6	162	Heath Sherman	RB	Texas A&I

TRADES

1. The Eagles traded their 1st-round pick in 1989 and their 4th-round pick in 1990 to the Indianapolis Colts in 1988 in exchange for G Ron Solt
2. The 81st overall selection (3rd - LB Britt Hager) was acquired from the Chicago Bears in exchange for the Eagles 5th and 7th-12th-round selections in 1989
3. The Eagles 4th-round pick in 1989 was traded to the Seattle Seahawks in 1988 in exchange for T Ron Heller

1988

Rd	No	Player	Pos	College
1	13	Keith Jackson	TE	Oklahoma
2	30	Eric Allen ¹	DB	Arizona St.
3	64	Matt Patchan	T	Miami (FL)
5	122	Eric Everett	DB	Texas Tech
6a	149	Don McPherson	QB	Syracuse
6b	160	Rob Sterling	DB	Miami (FL)
7	176	Todd White	WR	Cal St.-Fullerton
8	207	David Smith	RB	W. Kentucky
10	261	Joe Schuster	DT	Iowa
11	288	Izel Jenkins	DB	North Carolina St.
12	319	Steve Kaufusi	DE	BYU

TRADES

1. The Eagles traded their 2nd-round pick and their 4th-round pick in 1988 to the Tampa Bay Buccaneers in exchange for their 2nd-round pick in 1988
2. The Eagles exercised their 4th-round choice in the 1988 Draft by selecting WR Cris Carter in the 1987 NFL Supplemental Draft
3. The Eagles traded their 9th-round selection to the Detroit Lions in 1987 in exchange for TE Jimmie Giles

1987

Rd	No	Player	Pos	College
1	9	Jerome Brown	DT	Miami (FL)
3	65	Ben Tamburello	C	Auburn
4	93	Byron Evans	LB	Arizona
5	121	David Alexander	G	Tulsa
6a	149	Ron Moten	LB	Florida
6b	158	Chris Pike ²	DT	Tulsa
7	177	Brian Williams	T	Central Michigan
9	232	Ken Lambiotte	QB	William & Mary
10	260	Paul Carberry	DT	Oregon St.
12	316	Bobby Morse	RB	Michigan St.

TRADES

1. The Eagles traded their 2nd-round selection in 1987 and 3rd-round

selection in 1986 to the San Francisco 49ers in 1986 in exchange for QB Matt Cavanaugh

2. The 158th overall selection (6th - DT Chris Pike) was obtained from the Seattle Seahawks in exchange for G Greg Naron
3. The Eagles exercised a 7th-round choice in the 1987 Draft by selecting RB Charles Crawford in the 1986 NFL Supplemental Draft. This choice was obtained from the Los Angeles Rams in 1985 for DE Dennis Harrison
4. The Eagles traded their 8th-round selection in 1987 and their 4th-round pick in 1986 to the San Diego Chargers in 1985 for RB Earnest Jackson
5. The Eagles traded their 11th-round selection to the San Francisco 49ers in 1986 for T Joe Conwell

1987 SUPPLEMENTAL DRAFT

Rd	No	Player	Pos	College
4		Cris Carter	WR	Ohio St.

1986

Rd	No	Player	Pos	College
1	10	Keith Byars	RB	Ohio St.
2a	37	Anthony Toney	RB	Texas A&M
2b	48	Alonzo Johnson ¹	LB	Florida
4	106	Matt Darwin ³	C	Texas A&M
5a	121	Ray Criswell	P	Florida
5b	128	Dan McMillen ⁵	DE	Colorado
6	149	Bob Landsee	C	Wisconsin
7a	169	Corn Reddick ⁶	WR	Cal St.-Fullerton
7b	176	Lee Byron	LB	Ohio St.
8	208	Seth Joyner ⁷	LB	UTEP
9	233	Clyde Simmons	DE	Western Carolina
10	261	Taivale Tautalatasi	RB	Washington St.
11	288	Steve Bogdalek	G	Michigan St.
12a	315	Reggie Singletary	DE	North Carolina St.
12b	325	Bob Howard ⁹	RB	Indiana

TRADES

1. The 48th overall selection (2nd - LB Alonzo Johnson) was obtained from Washington through the Los Angeles Raiders in 1985 in exchange for LB Jerry Robinson
2. The Eagles traded their 3rd-round selection in 1986 and their 2nd-round selection in 1987 to the San Francisco 49ers in 1986 in exchange for QB Matt Cavanaugh
3. The 106th overall selection (4th - C Matt Darwin) was obtained from the Los Angeles Rams for DE Dennis Harrison
4. The Eagles traded their 8th-round selection in 1987 and their 4th-round pick in 1986 to the San Diego Chargers in 1985 for RB Earnest Jackson
5. The 128th overall selection (5th - DE Dan McMillen) was obtained from the Atlanta Falcons in exchange for LB Joel Williams
6. The 169th overall selection (7th - WR Corn Redick) was obtained from the Atlanta Falcons in exchange for LB Reggie Wilkes
7. The 208th overall selection (8th - LB Seth Joyner) was obtained from the Cleveland Browns in exchange for LB Anthony Griggs
8. The Eagles traded their 8th-round selection to the San Francisco 49ers for WR Keith Baker
9. The 325th overall selection (RB Bob Howard) was acquired from the New York Giants for past considerations

1986 SUPPLEMENTAL DRAFT

Rd	No	Player	Pos	College
7		Charles Crawford	RB	Oklahoma St.

ALL-TIME DRAFTS



1985

Rd	No	Player	Pos	College
1	9	Kevin Allen	T	Indiana
2	37	Randall Cunningham	QB	UNLV
4	93	Greg Naron	G	North Carolina
5	121	Dwayne Jiles	LB	Texas Tech
6	156	Ken Reeves ³	T	Texas A&M
8	205	Tom Polley	LB	UNLV
9a	231	Dave Toub ⁵	C	UTEP
9b	233	Joe Drake	DT	Arizona
10	261	Mark Klesko	DB	William & Mary
11	289	Herman Hunter	RB	Tennessee St.
12	317	Todd Russell	DB	Boston College

TRADES

- The Eagles traded their 3rd-round selection to the Miami Dolphins in exchange for C Mark Dennard
- The Eagles traded their original 6th-round selection to the Kansas City Chiefs in exchange for TE Al Dixon
- The 156th overall selection (6th - T Ken Reeves) was obtained from the New England Patriots in exchange for K Tony Franklin
- The Eagles traded their 7th-round selection to Washington in exchange for QB Bob Holly
- The 231st overall selection (9th - C Dave Toub) was obtained from the Cleveland Browns for DE Carl Hairston

1984

Rd	No	Player	Pos	College
1	4	Kenny Jackson	WR	Penn St.
3	60	Rusty Russell	T	South Carolina
4	88	Evan Cooper	DB	Michigan
5	116	Andre Hardy	RB	St. Mary's (CA)
6	145	Scott Raridon	T	Nebraska
7	172	Joe Hayes	RB	Central St. (OH)
8	200	Manny Matsakis	K	Capital
10	256	John Thomas	DB	TCU
11	284	John Robertson	T	East Carolina
12	312	Paul McFadden	K	Youngstown St.

TRADES

- The Eagles traded their 2nd-round selection to the Atlanta Falcons for LB Joel Williams
- The Eagles traded their 9th-round selection to the Cleveland Browns for LB Bill Cowher

1984 SUPPLEMENTAL DRAFT

Rd	No	Player	Pos	College
1		Reggie White	DE	Tennessee
2		Daryl Goodlow	LB	Oklahoma
3		Thomas Carter	LB	San Diego St.

1983

Rd	No	Player	Pos	College
1	8	Michael Haddix	RB	Mississippi St.
2a	35	Wes Hopkins	DB	SMU
2b	46	Jody Schulz ¹	LB	East Carolina
3	62	Glen Young	WR	Mississippi St.
4	89	Michael Williams	RB	Miss. College
5	120	Byron Darby	DT	USC
6	147	Victor Oatis	WR	N'Western St. (LA)
7a	174	Anthony Edgar	RB	Hawai'i

7b	182	Jon Schultheis ²	G	Princeton
8	201	Rich Kraynak	LB	Pittsburgh
9	232	Rich Pelzer	T	Rhode Island
10	258	Tom Strauthers	DE	Jackson St.
11	285	Steve Sebahar	C	Washington St.
12	312	David Mangrum	QB	Baylor

TRADES

- The 46th overall selection (2nd - LB Jody Schulz) was obtained from the Minnesota Vikings in exchange for DE Charlie Johnson
- The 182nd overall selection (7th - G Jon Schultheis) was obtained from the Cleveland Browns in exchange for DE Tom Brown

1982

Rd	No	Player	Pos	College
1	20	Mike Quick	WR	North Carolina St.
2	47	Lawrence Sampleton	TE	Texas
3	78	Vyto Kab	TE	Penn St.
4	105	Anthony Griggs	LB	Ohio St.
5	132	Dennis DeVaughn	DB	Bishop
6	159	Curt Grieve	WR	Yale
7	190	Harvey Armstrong	DT	SMU
8	217	Jim Fritzsche	T	Purdue
9	244	Tom Woodruff	WR	Fresno St.
11	301	Ron Ingram	WR	Oklahoma St.
12	328	Rob Taylor	T	Northwestern

TRADES

- The Eagles traded their 10th-round selection to the Miami Dolphins in exchange for FB Steve Howell

1981

Rd	No	Player	Pos	College
1	27	Leonard Mitchell	DE	Houston
2	55	Dean Miraldi	G	Utah
3	82	Greg LaFleur	TE	LSU
4	110	Calvin Murray	RB	Ohio St.
7a	174	Alan Duncan ³	K	Tennessee
7b	192	Doak Field	LB	Baylor
9	247	Chuck Commiskey	C	Ole Miss
10	275	Hubie Oliver	RB	Arizona
11	303	Gail Davis	T	Virginia Union
12	331	Ray Ellis	DB	Ohio St.

TRADES

- The Eagles traded their 5th-round selection to the Miami Dolphins in exchange for RB Leroy Harris
- The Eagles traded their 6th-round selection to the New York Giants in 1980 in exchange for QB Joe Pisarcik
- The Eagles obtained the 174th overall selection (7th - K Alan Duncan) from the San Francisco 49ers
- The Eagles traded their 8th-round selection to the Baltimore Colts in exchange for G Ron Baker

1980

Rd	No	Player	Pos	College
1	23	Roynell Young	DB	Alcorn St.
2	53	Perry Harrington	RB	Jackson St.
5	135	Nate Rivers	WR	South Carolina St.
6	161	Greg Murtha	T	Minnesota
7	188	Terrell Ward	DB	San Diego St.



8	218	Mike Curcio	LB	Temple
9	245	Bob Harris	T	Bowling Green
11a	298	Lee Jukes ³	WR	North Carolina St.
11b	302	Thomas Brown	DE	Baylor
12	329	Howard Fields	DB	Baylor

TRADES

1. The Eagles 3rd-round draft choice was forfeited by NFL ruling
2. The Eagles traded their 4th-round selection in both 1979 and 1980 to the Atlanta Falcons in exchange for DE Claude Humphrey
3. The Eagles traded their 10th-round selection to the Miami Dolphins in exchange for the 302nd overall selection (11th - DE Thomas Brown) in 1980

1979

Rd	No	Player	Pos	College
1	21	Jerry Robinson	LB	UCLA
2	48	Pete Perot	G	N'Western St. (LA)
3	74	Tony Franklin	K	Texas A&M
4	94	Ben Cowlins ¹	RB	Arkansas
5	126	Scott Fitzkee	WR	Penn St.
7a	178	Don Swafford ⁴	T	Florida
7b	185	Curtis Bunche	DE	Albany St.
8a	196	Chuck Correal ⁵	C	Penn St.
8b	211	Max Runager	P	South Carolina
11	296	Al Chesley	LB	Pittsburgh

TRADES

1. The 94th overall selection (4th - RB Ben Cowlins) in 1979 and the 130th overall selection (5th - RB Norris Banks) in 1978 were obtained from Washington in exchange for CB Joe Lavender
2. The Eagles traded their 4th-round pick in both 1979 and 1980 to the Atlanta Falcons in exchange for DE Claude Humphrey
3. The Eagles traded their 6th-round selection to the New York Giants in exchange for assistant coach Jerry Wampfler
4. The 178th overall selection (7th - T Don Swafford) was obtained from the Cleveland Browns in exchange for RB Tom Sullivan
5. The 196th overall selection (8th - C Chuck Correal) was obtained from the Buffalo Bills in a trade involving LB Tom Ehlers and LB Tom Graham
6. The Eagles traded their 9th-round selection in 1979 and their 7th-round selection in 1978 to the Oakland Raiders in exchange for DT Art Thoms
7. The Eagles traded their 10th-round selection to the San Diego Chargers in exchange for LB Tom Graham
8. The Eagles traded their 12th-round selection to the Pittsburgh Steelers in exchange for P Rick Engles

1978

Rd	No	Player	Pos	College
3	66	Reggie Wilkes	LB	Georgia Tech
4	92	Dennis Harrison	DT	Vanderbilt
5	130	Norris Banks ³	RB	Kansas
7	186	Greg Marshall ⁵	DT	Oregon St.
9	230	Charlie Williams	DB	Jackson St.
11	288	Billy Campfield	RB	Kansas
12	315	Mark Slater	C	Minnesota

TRADES

1. The Eagles traded their 1st-round selections in 1977 and 1978, as well as their 2nd-round selection in 1978 to the Cincinnati Bengals in exchange for LB Bill Bergey

2. The Eagles traded their 5th-round selection in 1978 and their 4th-round selection in 1977 to the Kansas City Chiefs in exchange for DT Cliff Frazier
3. The 94th overall selection (4th - RB Ben Cowlins) in 1979 and the 130th overall selection (5th - RB Norris Banks) in 1978 were obtained from Washington in exchange for CB Joe Lavender
4. The Eagles traded their 6th-round selection to the Buffalo Bills in exchange for OL Donnie Green
5. The 186th overall selection (7th - DT Greg Marshall) was obtained from the Minnesota Vikings in exchange for DB Bill Bradley
6. The Eagles traded their first selection of the 8th round to the New York Jets in exchange for TE Richard Osborne
7. The Eagles traded their second selection of the 8th round to the New England Patriots in exchange for S John Sanders. The pick was originally acquired from the Buffalo Bills in exchange for DT Bill Dunstan
8. The Eagles traded their 10th-round selection to the Atlanta Falcons in exchange for RB Dave Hampton

1977

Rd	No	Player	Pos	College
5	119	Skip Sharp	DB	Kansas
6a	145	Kevin Russell	DB	Tennessee St.
6b	154	Wilbert Montgomery	RB	Abilene Christian
6c	158	Martin Mitchell	DB	Tulane
7	175	Charlie Johnson	DT	Colorado
8	202	Cleveland Franklin	RB	Baylor
9	229	T.J. Humphreys	G	Arkansas St.
10	259	John Mastronardo	WR	Villanova
11a	283	Rocco Moore ⁵	T	Western Michigan
11b	286	Mike Cordova	QB	Stanford

TRADES

1. The Eagles traded their 1st-round selections in 1977 and 1978, as well as their 2nd-round selection in 1978 to the Cincinnati Bengals in exchange for LB Bill Bergey
2. The Eagles traded their 2nd-round selection to the Oakland Raiders in exchange for RB James McAlister
3. The Eagles traded their 3rd-round selection to the Dallas Cowboys for OL John Niland
4. The Eagles traded their 5th-round selection in 1978 and their 4th-round selection in 1977 to the Kansas City Chiefs in exchange for DT Cliff Frazier
5. The Eagles traded their 12th-round selection to the New York Jets for the 283rd overall selection (11th - T Rocco Moore)

1976

Rd	No	Player	Pos	College
4	111	Mike Smith	DE	Florida
5	135	Greg Johnson	DT	Florida St.
6	165	Kirk Johnson	T	Howard Payne
7	191	Carl Hairston	DE	UM Eastern Shore
8	216	Richard La Fargue	C	Arkansas
9a	247	Mike Hogan ⁶	RB	UT Chattanooga
9b	248	Richard Osbourne	TE	Texas A&M
10	273	Herb Lusk	RB	Long Beach St.
11	300	Mike Gilbert	DT	San Diego St.
13a	353	Terry Tautolo ⁷	LB	UCLA
13b	358	Steve Ebbecke	DB	Villanova
14	385	Melvin Shy	DB	Tennessee St.
15	412	Brett White	K	UCLA
16	439	Steve Campassi	RB	Kentucky
17	470	Anthony Terry	CB	UC Davis



TRADES

1. The Eagles traded their 1st-round selection in 1976 and their 6th-round selection in 1975 to the Cincinnati Bengals in exchange for QB Mike Boryla
2. The Eagles traded their 2nd-round selection and QB John Reaves to the Cincinnati Bengals in exchange for T Stan Walters and QB Wayne Clark
3. The Eagles traded their 3rd-round selection to the Cincinnati Bengals in exchange for K Horst Muhlmann
4. The Eagles traded their first selection in the 4th round in 1976 and their 9th-round pick in 1975 to the San Francisco 49ers in exchange for RB Randy Jackson
5. The Eagles traded their third choice in the 4th round, which was originally obtained from the New England Patriots in exchange for TE/LB Steve Zabel, to the Cleveland Browns in exchange for DB Clifford Brooks
6. The 247th overall selection (9th - RB Mike Hogan) was obtained from the Chicago Bears in exchange for G Mark Nordquist
7. The Eagles traded their 12th-round selection to the New York Jets in exchange for the 353rd overall selection (13th - LB Terry Tautolo)

1975

Rd	No	Player	Pos	College
7	167	Bill Capraun	T	Miami (FL)
8	198	Jeff Bleamer	T	Penn St.
10	248	Ken Schroy	DB	Maryland
11	273	Keith Rowen	G	Stanford
12	298	Richard Pawlewicz	RB	William & Mary
13	324	Tom Ehlers	LB	Kentucky
14	358	Larry O'Rourke	DT	Ohio St.

TRADES

1. The Eagles traded their 1st-round selection in both 1974 & 1975 and their 3rd-round selection in 1975 to the Los Angeles Rams in exchange for QB Roman Gabriel
2. The Eagles traded their 2nd-round selection to the Buffalo Bills in exchange for DT Jerry Patton
3. The Eagles traded their 4th-round selection to the New Orleans Saints in exchange for LB Dick Absher
4. The Eagles traded their 5th-round selection to the New England Patriots in exchange for RB John Tarver
5. The Eagles traded their 1st-round selection in 1976 and their 6th-round selection in 1975 to the Cincinnati Bengals in exchange for QB Mike Boryla
6. The Eagles traded their first selection in the 4th round in 1976 and their 9th-round pick in 1975 to the San Francisco 49ers in exchange for RB Randy Jackson

1974

Rd	No	Player	Pos	College
3	63	Mitch Sutton	DT	Kansas
4	89	Frank LeMaster	LB	Kentucky
5a	106	Jim Cagle ³	DT	Georgia
5b	115	Keith Krepfle	TE	Iowa St.
7	167	Willie Cullars	DE	Kansas St.
8	193	Robert Woods	LB	Howard Payne
9	219	Mark Sheridan	WR	Holy Cross
10	245	Phil Polak	RB	Bowling Green
11	271	Bill Brittain	C	Kansas St.
12	297	Artimus Parker	DB	USC
13	323	Lars Ditlev	DE	S. Dakota Tech
14	349	Dave Smith	LB	Oklahoma

15	375	Sid Bond	T	TCU
16	401	Jim Smith	LB	Monmouth
17	427	Cliff Brown	DB	Notre Dame

TRADES

1. The Eagles traded their 1st-round selection in both 1974 & 1975 and their 3rd-round selection in 1975 to the Los Angeles Rams in exchange for QB Roman Gabriel
2. The Eagles traded their 2nd-round selection in 1974 and their 4th-round selection in 1973 to the Baltimore Colts in exchange for RB Norm Bulaich
3. The 106th overall selection (5th - DT Jim Cagle) was obtained from the Chicago Bears
4. The Eagles traded their 6th-round selection to the New England Patriots

1973

Rd	No	Player	Pos	College
1a	3	Jerry Sisemore	T	Texas
1b	6	Charle Young ¹	TE	USC
2	28	Guy Morriss	T	TCU
3	55	Randy Logan	TE	Michigan
6	132	Bob Picard	WR	E. Washington
7	159	William Wynn	DE	Tennessee St.
8	184	Dan Litner	DB	Indiana
9	211	John Nokes	LB	Northern Illinois
11	263	Gary Van Elst	DT	Michigan St.
12	288	Joe Lavender	DB	San Diego St.
13	315	Stan Davis	WR	Memphis St.
14	340	Ralph Sacra	T	Texas A&M
15	367	Ken Schlezes	DB	Notre Dame
16	391	Frank Dowsing	DB	Mississippi St.
17	419	Greg Oliver	RB	Trinity (TX)

TRADES

1. The 6th overall selection (1st - T Charle Young) was obtained from the San Diego Chargers in exchange for LB Tim Rossovich
2. The Eagles traded their 2nd-round selection in 1974 and their 4th-round selection in 1973 to the Baltimore Colts in exchange for RB Norm Bulaich
3. The Eagles traded their 5th-round selection to the Chicago Bears in exchange for FB Ronnie Bull
4. The Eagles traded their 10th-round selection to the Minnesota Vikings in exchange for LB Bill Cody

1972

Rd	No	Player	Pos	College
1	14	John Reaves	QB	Florida
2	37	Dan Yockum	T	Syracuse
3a	68	Tom Luken ¹	G	Purdue
3b	76	Bobby Majors ²	DB	Tennessee
4	92	Ronald "Po" James	RB	New Mexico St.
6	144	Vern Winfield	G	Minnesota
7	170	Will Foster	LB	Eastern Michigan
8	196	Larry Ratcliff	RB	Eastern Michigan
9	222	Pat Gibbs	DB	Lamar
10	248	John Bunting	LB	North Carolina
11	274	Dennis Sweeney	DE	Western Michigan
12	300	Don Zimmerman	WR	NE Louisiana
13	326	Preston Carpenter	LB	Ole Miss
14	352	Bill T. Overmeyer	LB	Ashland
15	378	Tom Sullivan	RB	Miami (FL)

ALL-TIME DRAFTS



16	404	Steve Bielenberg	LB	Oregon St.
17	430	Tom Nash	RB	Georgia

TRADES

1. The 68th overall selection (3rd - G Tom Luken) was obtained from the Detroit Lions in exchange for QB Bill Cappleman
2. The 76th overall selection (3rd - DB Bobby Majors) in 1972 and the 154th overall selection (6th - DB Wyck Neely) in 1971 was obtained from the Minnesota Vikings in exchange for QB Norm Snead
3. The Eagles traded their 5th-round selection to the Denver Broncos in exchange for QB Pete Liske

1971

Rd	No	Player	Pos	College
1	5	Richard Harris	DE	Grambling
2	50	Henry Allison	G	San Diego St.
4	83	Happy Feller	K	Texas
5	106	Tom Shellabarger	T	San Diego St.
6a	133	Jackie Smith	DB	Troy St.
6b	154	Wyck Neely ²	DB	Ole Miss
7	161	Harold Carmichael	WR	Southern
8	185	Leonard Gotshalk	T	Humboldt St.
9	211	Len Pettigrew	LB	Ashland
10	256	Tom Bailey	RB	Florida St.
11	264	Al Davis	RB	Tennessee St.
12	289	Rich Saathott	DT	Northern Arizona
13	317	Danny Lester	DB	Texas
14	342	Bob Creech	LB	TCU
15	367	Ed Fisher	T	Prairie View
16	395	Bruce James	LB	Arkansas
17	420	John Sage	LB	LSU

TRADES

1. The Eagles traded their 3rd-round selection along with DE Randy Beisler to the San Francisco 49ers in exchange for QB George Mira
2. The 76th overall selection (3rd - DB Bobby Majors) in 1972 and the 154th overall selection (6th - DB Wyck Neely) in 1971 was obtained from the Minnesota Vikings in exchange for QB Norm Snead

1970

Rd	No	Player	Pos	College
1	6	Steve Zabel	TE/LB	Oklahoma
2	34	Ray Jones	DB	Southern
3	59	Lee Bougess	RB	Louisville
7	158	Terry Brennan	T	Notre Dame
8	190	Ira Gordon	T	Kansas St.
9	215	David King	LB	Stephen F. Austin
10	240	Steve Jaggard	DB	Memphis St.
11	268	Billy Walik	DB/WR	Villanova
12	293	Robert Jones	DT	Grambling
13	318	Richard Stevens	T	Baylor
14	346	Mark Moseley	K	Stephen F. Austin
15	371	John Carlos	WR	San Jose St.
16	386	Tuufuli Upersa	T	Montana
17	424	Mike Sizelove	TE	Idaho

TRADES

1. The Eagles traded their 4th-round selection, DB John Mallory, T Frank Molden and DE John Zook to the Atlanta Falcons in exchange for LB Jim Purnell
2. The Eagles traded LB Jim Purnell and two draft choices to the Los Angeles Rams in exchange for LB Tony Guillory and a draft choice

3. The Eagles traded their 5th-round selection to the New York Giants in exchange for RB Ron Blye
4. The Eagles traded their 6th-round selection to the St. Louis Cardinals in exchange for DB Curt Gentry

1969

Rd	No	Player	Pos	College
1	3	Leroy Keyes	RB	Purdue
2	28	Ernie Calloway	LB	Texas Southern
3	69	Bill Bradley ²	DB	Texas
4	80	Bob Kuechenberg	G	Notre Dame
5	107	Jim Anderson	G	Missouri
6	132	Dick Barnhorst	TE	Xavier
7	159	Mike Schmeising	RB	St. Olaf
8	184	Bill Hobbs	LB	Texas A&M
9a	211	Kent Lawrence	FL	Georgia
9b	218	Lynn Buss ³	LB	Wisconsin
10a	236	Sonny Wade	QB	Emory & Henry
10b	243	Donnie Shanklin ³	RB	Kansas
11	263	Jim Marcum	DB	Arlington St.
12	288	Gary Adams	DB	Arkansas
13	314	Wade Key	TE	SW Texas St.
14	340	Jim Ross	T	Bishop
15	367	Leon Angevine	WR	Penn St.
16	392	Tom McClinton	DB	Southern
17	419	Bob Haak	T	Linfield

TRADES

1. The Eagles traded their first selection of the 3rd round to the Cleveland Browns for RB Larry Conjar
2. The 69th overall selection (DB Bill Bradley) was obtained from the Minnesota Vikings in exchange for QB King Hill
3. The 218th overall selection (LB Lynn Buss) and the 243rd overall selection (RB Donnie Shanklin) were obtained from Washington in exchange for LB Mike Morgan

1968

Rd	No	Player	Pos	College
1	14	Tim Rossoovich	DE	USC
2	39	Cyril Pinder	RB	Illinois
3	68	Adrian Young	LB	USC
4	95	Len McNeil	G	Fresno St.
5a	122	Mike Dirks ¹	T	Wyoming
5b	124	Mark Nordquist	G	Pacific
6a	150	Thurman Randle	T	UTEP
6b	157	Dave Martin ²	DB	Notre Dame
7	178	Joe Przybycki	G	Michigan St.
8	204	Al Lavan	DB	Colorado St.
9	232	Mike Evans	C	Boston College
10	258	John Mallory	DB	West Virginia
11	286	Len Persin	DE	Boston College
12	312	Thurston Taylor	TE	Florida St.
13	340	George Barron	T	Mississippi St.
14	366	Dan Williamson	LB	West Virginia
15	394	Joe Graham	G	Tennessee
16	420	Phil Creel	T	N'Western St. (LA)
17a	448	Joe Forzani	LB	Utah St.
17b	459	Frank Antonini ³	RB	Parsons

TRADES

1. The 122nd overall selection (5th - T Mike Dirks) was obtained from Washington



- The 157th overall selection (6th - DB Dave Martin) was obtained from the Cleveland Browns
- The 459th overall selection (17th - RB Frank Antonini) was obtained from the Los Angeles Rams

1967

Rd	No	Player	Pos	College
1	19	Harry Jones	HB	Arkansas
2	44	John Brooks	G	Kent St.
3	68	Harry Wilson ¹	HB	Nebraska
4	99	Chuck Hughes	FL	UTEP
5a	114	Bob Van Pelt ³	C	Indiana
5b	125	Dick Absher	TE	Maryland
6	153	Bob Hughes	DE	Jackson St.
7a	174	John Williams ¹	DB	San Diego St.
7b	178	Bob Crenshaw	G	New Mexico St.
8	203	Don Klacking	FB	Wyoming
9	231	Harold Stancell	DB	Tennessee
10	256	Maurice Bates	DE	Northern St.
11	281	Omar Parker	G	Washington
12	309	Ben Monroe	QB	New Mexico
13	334	Bill Downs	DT	Louisville
14	358	Dick Kenney	K	Michigan St.
15	387	David Piche	T	McNeese St.
16	412	Lynn Baker	DB	Colorado
17	437	George Catavolos	DB	Purdue

TRADES

- The 68th overall selection (3rd - HB Harry Wilson) and 174th overall selection (7th - DB John Williams) were obtained from the Los Angeles Rams
- The Eagles traded their own 3rd-round selection to the Pittsburgh Steelers
- The 114th overall selection (5th - C Bob Van Pelt) was obtained from the Detroit Lions

1966

Rd	No	Player	Pos	College
1	4	Randy Beisler	DE	Indiana
2	20	Gary Pettigrew	DE	Stanford
3	36	Ben Hawkins	WR	Arizona St.
4	52	Frank Emanuel	LB	Tennessee
5	68	Dan Berry	HB	California
6a	84	Bob Sherlag	DB	Memphis St.
6b	89	Mel Tom ¹	LB	San Jose St.
7	99	Dave Lince	E	North Dakota
8	114	John Mason	E	Stanford
9	129	Jim Todd	HB	Ball St.
10	144	John Osmond	C	Tulsa
11	159	Welford Walton	DE	Nevada
12	174	Bruce Van Dyke	G	Missouri
13	189	Jim Bohl	HB	New Mexico St.
14	204	Ron Medved	DB	Washington
15	219	Harry Day	T	Memphis St.
16	234	Arunas Vasys	LB	Notre Dame
17	249	Ike Kelly	LB	Ohio St.
18	264	Bill Moorner	C	Georgia Tech
19	279	Taft Reed	DB	Jackson St.
20a	294	Bill Risio	T	Boston College
20b	298	Gerald Circo ²	K	Chico St.

TRADES

- The 89th overall selection (6th - LB Mel Tom) was obtained from the Detroit Lions
- The 298th overall selection (20th - K Gerald Circo) was obtained from the Minnesota Vikings

1965

Rd	No	Player	Pos	College
2	20	Ray Rissmiller	T	Georgia
3	35	Al Nelson	HB	Cincinnati
4	48	Fred Hill	E	USC
5	63	John Henderson	E	Michigan
6a	76	John Huarte	QB	Notre Dame
6b	77	Gary Garrison ²	E	San Diego St.
7	91	Erwin Will	T	Dayton
8	104	Al Piraino	T	Wisconsin
9	119	Floyd Hudlow	B	Arizona
10	132	Rick Redman	C	Washington
11	147	Louis James	HB	Texas Western
12	161	John Kuznieski	HB	Purdue
13	175	John Fouse	E	Arizona
14	188	Tom Longo	B	Notre Dame
15	203	Otis Taylor	B	Prairie View
16	216	Jim Gray	B	Toledo
17	231	Dave Austin	E	Georgia Tech
18	244	Bill Marcordes	E	Bradley
19	259	Charley Englehart	T	John Carroll
20	272	Bob Shann	E	Boston College

TRADES

- The Eagles traded their 1st-round selection along with LB Lee Roy Caffey to the Green Bay Packers in exchange for C Jim Ringo and RB Earl Gros
- The 77th overall selection (6th - E Gary Garrison) was obtained from Washington

1964

Rd	No	Player	Pos	College
1	2	Bob Brown	T	Nebraska
2	16	Jack Concannon	QB	Boston College
4	46	Ray Kubala ²	C	Texas A&M
5	58	Mickey Babb	E/LB	Georgia
6	72	Al Denson	E	Florida A&M
7	86	Pete Coimarrac	C	West Virginia
9	114	Larry Smith	B	Ole Miss
10	128	Tom Boris	B	Purdue
11	142	Bob Berry	QB	Oregon
12	156	John Sapinsky	T	William & Mary
13	170	Howard Kindig	C	Cal St. (LA)
14	184	Ernie Arizzi	B	Maryland
15	198	Bob Burrows	T	East Texas St.
16	212	Wilbert Radosevich	T	Wyoming
17	226	Mike Morgan	E	LSU
18	240	Israel Lang	B	Tennessee St.
19	254	Dick Bowe	T	Rice
20	268	Tommy Lucas	G	Ole Miss

TRADES

- The Eagles traded their 3rd-round selection to the Detroit Lions
- The 46th overall selection (4th - C Ray Kubala) was obtained from the

ALL-TIME DRAFTS



Washington

- The Eagles traded their 4th-round selection to the Green Bay Packers
- The Eagles traded their 8th-round selection to the New York Giants

1963

Rd	No	Player	Pos	College
1	4	Ed Budde	T	Michigan St.
2	18	Ray Mansfield	T	Washington
3a	32	Dave Crossan	G	Maryland
3b	40	Louis Guy ¹	B	Ole Miss
7	88	Lee Roy Caffey	LB	Texas A&M
8a	102	Tom Woodeshick	B	West Virginia
8b	106	Gene Sykes ⁵	B	LSU
9	116	Dennis Ward	T	Oklahoma
10	130	Pete Liske	B	Penn St.
11	144	Ralph Heck	LB	Colorado
12	158	Roger Gill	B	Texas Tech
13	172	Joe Iacone	B	West Chester
14	186	Nate Ramsey	B	Indiana
15	200	George Heard	E	New Mexico
16	214	Ron Goodwin	B	Baylor
17	228	Gordon Rush	B	Tulane
18	242	Rudy Mathews	T	TCU
19	256	Mike Wasdovich	G	Indiana
20	270	Ben Rizzo	B	Miami (FL)

TRADES

- The 40th overall selection (3rd - B Louis Guy) was obtained from the Detroit Lions
- The Eagles traded their 4th-round selection to the San Francisco 49ers in exchange for LB Bob Harrison
- The Eagles traded their 5th-round selection to the Los Angeles Rams in exchange for G Roy Hord
- The Eagles traded their 6th-round selection to the Cleveland Browns in exchange for B Howard Cassady
- The 106th overall selection (8th - B Gene Sykes) was obtained from Washington

1962

Rd	No	Player	Pos	College
2	27	Pete Case	T	Georgia
3	40	Pat Holmes	T	Texas Tech
4	55	Bill Byrne	G	Boston College
6a	77	Gus Gonzales ³	G	Tulane
6b	83	John McGeever	HB	Auburn
7a	86	Jim Perkins ⁴	T	Colorado
7b	96	Frank Budd	B	Villanova
8	111	Ralph Smith	E	Ole Miss
9	124	Bob Butler	T	Kentucky
10	139	Jim Skaggs	G	Washington
11	152	George Horne	T	BYU
12	167	Larry Thompson	C	Tulane
13	180	George McKinney	B	Arkansas
14	195	Jim Schwab	E	Penn St.
15	208	Mike Woulfe	G	Colorado
16	223	Jerry Mazzanti	T	Arkansas
17	236	Mike Martin	T	Washington St.
18	251	Tom Larscheid	B	Utah St.
19	264	Harold Erickson	G	Georgia Tech
20	279	Ronald Turner	E	Wichita St.

TRADES

- The Eagles traded their 1st-round selection to the St. Louis Cardinals in exchange for QB King Hill
- The Eagles traded their 5th-round selection to the Los Angeles Rams
- The 77th overall selection (6th - G Gus Gonzales) was obtained from the Chicago Bears
- The 86th overall selection (7th - T Jim Perkins) was obtained from the Minnesota Vikings

1961

Rd	No	Player	Pos	College
1	14	Art Baker	FB	Syracuse
2	28	Bo Strange	C	LSU
3a	36	Jim Earl Wright	QB	Memphis St.
3b	42	Don Oakes	T	Virginia Tech
4	53	Dan Ficca ¹	G	USC
6	84	Ben Balme	G	Yale
7	98	Irv Cross	B	Northwestern
8	112	Jim Beaver	G	Florida
9	126	Wayne Fontes	HB	Michigan St.
10	140	Luther Hayes	E	USC
11	154	L.E. Hicks	T	Florida
12	169	Billy Majors	B	Tennessee
13	182	Don Jonas	QB	Penn St.
14	196	Willie Fleming	HB	Iowa
15	210	Bobby Richards	T	LSU
16	224	G.W. Clapp	G	Auburn
17	238	Larry Lavery	T	Illinois
18	252	Nick Maravich	T	North Carolina St.
19	266	Dick Wilson	C	Penn St.
20	280	Jacque MacKinnon	B	Colgate

TRADES

- The 53rd overall selection (4th - G Dan Ficca) was obtained from the New York Giants
- The Eagles traded their 4th-round selection to the Green Bay Packers
- The Eagles traded their 5th-round selection to the Detroit Lions

1960

Rd	No	Player	Pos	College
1	9	Ron Burton	HB	Northwestern
2	20	Maxie Baughan	C	Georgia Tech
3	31	Curt Merz	E	Iowa
4a	40	Ted Dean ¹	B	Wichita St.
4b	45	Jack Cummings	QB	North Carolina
5	56	Don Norton	E	Iowa
6	67	Emmett Wilson	T	Georgia Tech
7	81	John Wilkins	T	USC
8	92	Monte Lee	E	Texas
12	139	Dave Grosz	QB	Oregon
13	153	Dave Graham	E	Virginia
14	164	Ray Peterson	B	West Virginia
15	175	John Wilcox	T	Oregon
16	189	Larry Lancaster	T	Georgia
17	200	Mike Graney	E	Notre Dame
18	211	Emory Turner	G	Purdue
19	225	Bob Hain	T	Iowa
20	236	Ramon Armstrong	G	TCU

ALL-TIME DRAFTS



TRADES

1. The 40th overall selection (4th - B Ted Dean) was obtained from Washington
2. The Eagles traded their 9th-round selection to the Baltimore Colts
3. The Eagles traded their 10th-round selection to the Detroit Lions
4. The Eagles traded their 11th-round selection to the Chicago Bears

1959

Rd	No	Player	Pos	College
2	15	J.D. Smith	T	Rice
3	26	Wray Carlton	B	Duke
4	39	Jim Grazione	QB	Villanova
5	51	Nick Mumley	T	Purdue
6	62	Al Benecick	G	Syracuse
8	86	Wilmer Fowler	B	Northwestern
9	99	Gene Johnson	B	Cincinnati
10	110	Rollie West	B	Villanova
11	123	Art Powell	E	San Jose St.
12	134	Howard Keys	T	Oklahoma St.
13	147	Dick Stillwagon	B	Purdue
14	158	Jack Smith	T	Clemson
15	171	Jim Poteete	C	Mississippi St.
16	182	Ken Paduch	T	Auburn
17	195	Bill Craig	T	Villanova
18	206	Jim Benson	B	Georgia Tech
19	219	Alan Miller	B	Boston College
20	230	Jim Payne	G	Clemson
21	243	Bob Salerno	T	Colorado
22	254	Jim Bowie	T	Kentucky
23	267	Dick Williams	E	Southern
24	278	Gerry Benn	T	Oklahoma St.
25	291	Dick Jamieson	QB	Bradley
26	302	Jim Burks	T	Virginia Tech
27	315	Lowell Jenkins	T	Wisconsin
28	326	Leo Sexton	E	Auburn
29	339	John Stolte	T	Kansas St.
30	350	Angelo Mosca	T	Notre Dame

TRADES

1. The Eagles traded their 1st-round selection to the Los Angeles Rams in exchange for QB Norm Van Brocklin
2. The Eagles traded their 7th-round selection to the Chicago Bears

1958

Rd	No	Player	Pos	College
1	6	Walt Kowalczyk	B	Michigan St.
2	17	Proverb Jacobs	T	California
4	43	Frank Rigney	T	Iowa
5	52	Bobby Mulgado	B	Arizona St.
6	64	John Kersey	T	Duke
7	76	Len Mansfield	T	Pittsburg St.
8	88	Bill Striegel	LB	Pacific
10	112	Theron Sapp	B	Georgia
11	124	Mel Dillard	B	Purdue
12	136	Jack Crabtree	B	Oregon
13	148	Mickey Trimarki	QB	West Virginia
14	160	Bill Lapham	C	Iowa
15	172	Stan Hinos	T	Miss. Valley St.
16	184	Mike Meatheringham	T	Georgia
17	196	Bill Van Buren	C	Iowa
18	208	John Burroughs	T	Iowa
19	220	Ron Sabal	G	Purdue

20	232	Kent Lovelace	B	Ole Miss
21	244	John Madden	D	Cal Poly SLO
22	256	George Sherwood	E	St. Joseph's (IN)
23	268	Bill Templeton	E	Ole Miss
24	280	Jim Padgett	C	Clemson
25	292	Hal Divine	T	Memphis St.
26	304	Neal MacLean	B	Wake Forest
27	316	Hindman Wall	E	Auburn
28	328	Gene Gossage	T	Northwestern
29	340	Don McDonald	B	Houston
30	351	Jim Thompson	E	Temple

TRADES

1. The Eagles traded their 3rd-round selection to Washington
2. The Eagles traded their 9th-round selection to the Pittsburgh Steelers

1957

Rd	No	Player	Pos	College
1	7	Clarence Peaks	B	Michigan St.
2	19	Bill Barnes	B	Wake Forest
3	31	Tommy McDonald	B	Oklahoma
4	43	Sonny Jurgensen	QB	Duke
5	50	Jim Harris	QB	Oklahoma
7	74	Tom Saidock	T	Michigan St.
8	86	Hal McElhaney	B	Duke
9	98	Hal Davis	B	Westminster
10	110	Don Bruhns	C	Drake
11	122	Gil Shoaf	T	Wabash
12	134	Buddy Dike	B	TCU
13	146	Hubert Bobo	B	Ohio St.
14	158	Jerry Cashman	T	Syracuse
15	170	Morton Moriarty	E	Texas
16	182	John Nocera	B	Iowa
17	194	Dan Radakovich	C	Penn St.
18	206	Billy Kelley	T	Baylor
19	218	Paul Harasimowicz	T	Vermont
20	230	LeRoy Thompson	B	Butler
21	242	Charley Brooks	E	Michigan
22	254	John Simerson	T	Purdue
23	266	Lou Lovely	G	Boston U
24	278	Dennis McGill	B	Yale
25	290	Bob Ratliff	B	West Texas St.
26	302	Alvin Richardson	T	Grambling
27	314	Frank Hall	B	USC
28	326	Clem Corona	G	Michigan
29	338	John Niznik	E	Wake Forest
30	350	Larry Hubbard	E	Marquette

TRADES

1. The Eagles traded their 6th-round selection to the San Francisco 49ers

1956

Rd	No	Player	Pos	College
1	4	Bob Pellegrini	C	Maryland
2	16	Frank D'Agostino	T	Auburn
3	28	Don Schaefer	B	Notre Dame
5	54	Fred Thurston	G	Valparaiso
6	65	Tirrel Burton	B	Miami (OH)
7	78	John Waedekin	T	Hardin-Simmons
8	89	Elroy Payne	B	McMurry

ALL-TIME DRAFTS



9	102	John Bredice	E	Boston U
10	113	Tom Dimmick	C	Houston
11	126	Ken Keller	B	North Carolina
12	137	Tommy Harkins	E	Vanderbilt
13	150	James Sides	B	Texas Tech
14	161	Frank Relch	C	Penn St.
15	174	Don Brant	B	Montana
16	185	Billy Hix	T	Middle Tenn. St.
17	198	Joe Mastrogiovanni	B	Wyoming
18	209	Nick Consoles	QB	Wake Forest
19	222	Delano Womack	B	Texas
20	233	Darrell Glover	T	UM Eastern Shore
21	246	Jack Adams	T	San Jose St.
22	257	Joe Miller	B	Cincinnati
23	270	Chet Spencer	E	Oklahoma St.
24	281	John Parham	B	Wake Forest
25	294	Johnny Grogan	T	Dayton
26	305	Earl Lunsford	B	Oklahoma St.
27	318	Al Ellett	T	Alabama
28	329	Bill Strawn	LB	W. Kentucky
29	342	Bob Hughes	B	Southern Miss
30	352	Joe Ulm	B	San Jose St.

TRADES

1. The Eagles traded their 4th-round selection to Washington

1955

Rd	No	Player	Pos	College
1	9	Dick Bielski	B	Maryland
2	22	Buck Lansford	T	Texas
3	33	Frank Eidom	B	SMU
4	46	Dean Dugger	E	Ohio St.
5	57	Gene Lamone	G	West Virginia
6	70	Billy Quinn	B	Texas
7	81	Bill McKenna	E	Brandeis
8	94	Herman Watson	T	Vanderbilt
9	105	Von Morgan	E	Abilene Christian
10	118	Talmadge Washington	B	Washington St.
11	129	Bob Hardy	B	Kentucky
12	142	Andy Nacrelli	E	Fordham
13	153	Jerry Krisher	C	Ohio St.
14	166	Tommy Bell	B	Army
15	177	Don Broughter	C	Maryland
16	190	Clyde White	G	Clemson
17	201	Nick Maravic	B	Wake Forest
18	214	Duanne Nutt	B	SMU
19	225	Terry Fails	E	Vanderbilt
20	238	Jimmy Wade	B	Tennessee
21	249	John Anderson	E	Kansas
22	262	Ernie Lewis	G	Arizona
23	273	Cecil Ingram	B	Alabama
24	286	Vic Postula	B	Michigan St.
25	297	Frank Pavich	G	USC
26	310	George Palahunik	G	Maryland
27	321	Bob Gringass	B	Wisconsin
28	334	Wingo Avery	C	Clemson
29	345	Ron Lloyd	T	Bucknell
30	357	Dave Finney	B	TCU

1954

Rd	No	Player	Pos	College
1	9	Neil Worden	B	Notre Dame
2	21	Rocky Ryan	E	Illinois
3	33	Ted Conner	T	Nebraska
4	45	Menil Mavraides	G	Notre Dame
6	69	Hal Lambert	T	TCU
7	81	Jerry Norton	B	SMU
8	93	Dan Hunter	T	Florida
9	105	Phil Branch	G	Texas
11	129	Dave McLaughlin	E	Dartmouth
12	141	Dick Clasby	B	Harvard
13	153	Joe Mehalick	T	Virginia
14	165	Hal Patterson	B	Kansas
15	177	Ray McKown	B	TCU
16	189	Charlie Grant	C	Utah
17	201	Bob Knowles	T	Baylor
18	213	Sam Mrvos	G	Georgia
19	225	Jerry Clem	G	SMU
20	237	Tommy Bailes	B	Houston
21	249	Johnny Crouch	E	TCU
22	261	Jim Wojciehowski	E	Purdue
23	273	Harold Lofton	B	Ole Miss
24	285	Nate Gressette	T	Clemson
25	297	Ray Zambiasi	B	Detroit
26	309	Charley Smith	B	Baylor
27	321	Ben Addiego	B	Villanova
28	333	John Gerdes	T	Cornell
29	345	Jack Stone	B	West Virginia
30	357	Tommy Woodlee	B	South Carolina

TRADES

1. The Eagles traded their 5th-round selection and 10th-round selection to the Los Angeles Rams

1953

Rd	No	Player	Pos	College
2	20	Al Conway	B	William Jewell
3	34	Don Johnson	B	California
4	45	George Mrkonic	G	Kansas
5a	56	Eddie Bell	E	Penn
5b	61	Rex Smith2	E	Illinois
7a	76	Jack Erickson4	T	Beloit
7b	81	Ray Malavasi	G	Mississippi St.
8	92	Jess Richardson	T	Alabama
9	106	Roger French	E	Minnesota
10	117	Tom Brookshier	B	Colorado
11	128	Bob Pollard	B	Penn St.
12	142	George Porter	T	San Jose St.
13	153	Ray Westort	G	Utah
14	164	Ron Bailey	B	Tulane
15	178	Willie Irvin	E	Florida A&M
16	189	Bud Wallace	B	North Carolina
17	200	Tony Rados	B	Penn St.
18	214	Marv Trauth	B	Ole Miss
19	225	Pete Bachouros	B	Illinois
20	236	Rollie Arns	C	Iowa St.
21	250	Hal Brooks	T	Washington & Lee

ALL-TIME DRAFTS



22	261	Laurie LeClaire	B	Michigan
23	272	Jeff Knox	E	Georgia Tech
24	286	Eli Romero	B	Wichita St.
25	297	John Michels	G	Tennessee
26	308	Harvey Achziger	T	Colorado St.
27	322	Earl Hersh	B	West Chester
28	333	Joe Gratson	B	Penn St.
29	344	Ralph Paolone	B	Kentucky
30	357	Chuck Hren	B	Northwestern

TRADES

1. The Eagles traded their 1st-round selection to the Los Angeles Rams
2. The 61st overall selection (5th - E Rex Smith) was obtained from the Detroit Lions
3. The Eagles traded their 6th-round selection to the Chicago Cardinals
4. The 76th overall selection (7th - T Jack Erickson) was obtained from the Chicago Cardinals

1952

Rd	No	Player	Pos	College
1	5	Johnny Bright	B	Drake
2	17	Jim Weatherall	T	Oklahoma
3	29	Lum Snyder	T	Georgia Tech
4	41	Chuck Ulrich	T	Illinois
6	65	Dick Lemmon	B	California
7	77	John Thomas	E	Oregon St.
8	89	Wayne Robinson	C	Minnesota
9	101	Maurice Nipp	G	Loyola (CA)
10	113	Gerry McGinley	G	Penn
11	125	Ralph Goldston	B	Youngstown St.
12	137	Jack Blount	T	Mississippi St.
13	149	Ed Hamilton	B	Kentucky
14	161	Bob Stringer	B	Tulsa
15	173	Malcolm Schmidt	E	Iowa St.
16	185	Jim Brewer	G	North Texas St.
17	197	John Weigle	E	Oklahoma St.
18	209	Ed Romanowski	B	Scranton
19	221	Talbott Trammell	E	Washington & Lee
20	233	Bobby Blaik	B	Colorado College
21	245	Les Wheeler	G	Abilene Christian
22	257	Johnny Turco	B	Holy Cross
23	269	Maury Schnell	B	Iowa St.
24	281	Joe Tyrrell	G	Temple
25	293	Bob Kelley	C	West Texas St.
26	305	Bob Albert	B	Bucknell
27	317	Chuck Hill	B	New Mexico
28	329	John Brewer	B	Louisville
29	341	Tony Morocco	B	Georgia
30	353	Don Stevens	B	Illinois

TRADES

1. The Eagles traded their 5th-round choice to the Dallas Texans

1951

Rd	No	Player	Pos	College
1a	7	Ebert Van Buren	B	LSU
1b	8	Chet Mutryn1	B	Xavier
3	32	Al Bruno	E	Kentucky
4	43	Fran Nagle	B	Nebraska
5	57	Jack Dwyer	B	Loyola (CA)
6	68	Ken Farragut	C	Ole Miss
7	79	Frank Boydston	B	Baylor

8	93	Jack Richards	E	Arkansas
9	104	Denny Doyle	G	Tulane
10	116	Louis Schaufele	B	Arkansas
11	130	Bob Pope	T	Kentucky
12	141	Henry Rich	B	Arizona St.
13	152	Pete Mastellone	C	Miami (FL)
14	166	Robert Walston	E	Georgia
15	177	Bobby North	B	Georgia Tech
16	188	Hal Hatfield	E	USC
17	202	Hal Waggoner	B	Tulane
18	213	Bill Weeks	B	Iowa St.
19	224	Jack Bove	T	West Virginia
20	238	John Glorioso	B	Missouri
21	249	Neal Franklin	T	SMU
22	260	Jack Rucker	B	Mississippi St.
23	274	Jack Bighead	E	Pepperdine
24	285	Tony Kotowski	E	Mississippi St.
25	296	Glenn Drahm	B	Iowa
26	310	Billy Stewart	B	Mississippi St.
27	321	Bob Winship	T	Rice
28	332	Marv Stendel	E	Arkansas
29	346	Roscoe Hansen	T	North Carolina
30	357	John Ford	QB	Hardin-Simmons

TRADES

1. The 8th overall selection (1st - B Chet Mutryn) was obtained from the Detroit Lions
2. The Eagles traded their 2nd-round selection to Washington

1950

Rd	No	Player	Pos	College
1	14	Harry Grant	E	Minnesota
3	40	Bob Sanders	B	Oregon
4	53	Bob McChesney	E	Hardin-Simmons
5	66	Mike Kaysserian	B	Detroit
6	79	Lloyd McDermott	T	Kentucky
7	92	Mel Olix	B	Miami (OH)
8	105	Dick O'Hanlon	T	Ohio St.
9	118	Bobby Wilson	B	Ole Miss
10	131	Ernie Johnson	B	UCLA
11	144	Bobby Lantrip	B	Rice
12	157	Frank Mahoney	E	Brown
13	170	Norman Willey	B	Marshall
14	183	Billy Hix	E	Arkansas
15	196	Herb Carey	B	Dartmouth
16	209	Jim Marck	T	Xavier
17	222	Jerry Taylor	C	Mississippi St.
18	235	Ed Tunnicliff	B	Northwestern
19	248	Darrell Robinson	E	Oregon
20	261	Merv Pregulman	G	Michigan
21	274	Marv Cross	B	Washington St.
22	287	Jim Hague	E	Ohio St.
23	300	Al Lesko	T	St. Bonaventure
24	313	Tom DeSylvia	G	Oregon St.
25	326	Jim Eagles	C	North Texas St.
26	339	Rod Franz	G	California
27	352	Bill Martin	B	USC
28	365	Don Burson	B	Northwestern
29	378	Wes Curtier	T	Richmond
30	291	Dud Parker	B	Baylor

ALL-TIME DRAFTS



TRADES

1. The Eagles traded their 2nd-round selection to the Detroit Lions

1949

Rd	No	Player	Pos	College
1a	1	Chuck Bednarik	C	Penn
1b	9	Frank Tripucka	QB	Notre Dame
2	19	Frank Burns	B	Rutgers
3	29	Frank Ziegler	B	Georgia Tech
4	41	Don Panciera	B	San Francisco
5	51	Terry Brennan	B	Notre Dame
6	58	Warren Huey	E	Michigan St.
7	71	Frank Gillespie	G	Clemson
8	81	Bob Dean	B	Cornell
9	91	Jonathan Jenkins	T	Dartmouth
10	101	Roy Lester	E	West Virginia
11	111	Bobby Wilson	B	Ole Miss
12	121	Dale Armstrong	E	Dartmouth
13	131	Lyle Button	T	Illinois
14	141	Bobby Lund	B	Tennessee
15	151	Carl Copp	T	Vanderbilt
16	161	Frank Reno	E	West Virginia
17	171	Leo Skladany	E	Pittsburgh
18	181	Russ Strait	B	Muhlenberg
19	191	Paul Odom	G	Rollins
20	201	Lloyd Brinkman	B	Missouri
21	211	Lou Futrell	B	USC
22	221	Harvey Kingry	B	Colorado Mines
23	231	Hank Kalver	T	Oklahoma City
24	241	Fred Leon	T	Nevada
25	251	John Schweder	G	Penn

TRADES

- The Eagles selection of C Chuck Bednarik was the Lottery Bonus Pick in the draft
- The Eagles 6th-round selection was traded to the Boston Yanks

1948

Rd	No	Player	Pos	College
1	8	Clyde Scott	B	Arkansas
3	22	Paul Campbell	QB	Texas
5	33	Jack Myers	B	UCLA
6	42	Howard Duncan	C	Ohio St.
7	54	Buddy Tinsley	T	Baylor
8	63	Marty Wendell	G	Notre Dame
9	72	Scott Beasley	E	Nevada
10	84	Ray Richeson	G	Alabama
11	93	Gil Johnson	QB	SMU
12	102	Bill Wyman	T	Rice
13	114	Jim Waithall	B	West Virginia
14	123	Dick Kempthorn	B	Michigan
15	132	Dick Rifenburg	E	Michigan
16	144	Don Stanton	T	Oregon
17	153	Ralph Kohl	T	Michigan
18	162	Aubrey Fowler	B	Arkansas
19	174	Rudy Krall	B	New Mexico
20	182	Ed Claunch	C	LSU
21	192	Negley Norton	T	Penn St.
22	204	Lockwood Frizzell	C	Virginia
23	213	Jack Swamer	B	California
24	222	Art Littleton	E	Penn
25	234	Jim Permer	B	Oklahoma St.

26	243	Lou Breekmur	T	William & Mary
27	252	Bill Stanton	E	North Carolina St.
28	264	Benny Ellender	B	Tulane
29	273	Red Grossman	B	Indiana
30	282	A.B. Kitchens	T	Tulsa
31	292	Art Statuto	C	Notre Dame
32	298	Tom Novak	C	Nebraska

1947

Rd	No	Player	Pos	College
1	8	Neill Armstrong	E	Oklahoma St.
3	19	Bill Mackrides	B	Nevada
5	30	George Savitsky	T	Penn
7	51	Tony Yovicsin	E	Miami (FL)
8	61	Alf Satterfield	T	Vanderbilt
9	71	Bob Leonetti	G	Wake Forest
10	80	Ulysses Cornogg	T	Wake Forest
11	91	Alex Sarkisian	C	Northwestern
12	102	Jerry D'Arcy	C	Tulsa
13	110	John Hamberger	T	SMU
14	121	Alvin Johnson	B	Hardin-Simmons
15	132	Joe Cook	B	Hardin-Simmons
16	140	Jeff Durkota	B	Penn St.
17	152	Hubert Shurtz	T	LSU
18	161	Hal Bell	B	Muhlenberg
19	170	Thomas Campion	T	SE Louisiana
20	182	Fred Hall	G	LSU
21	191	Jim Clayton	T	Wyoming
22	200	George Blomquist	E	North Carolina St.
23	212	Joe Haynes	G	Tulsa
24	221	Stanton Hense	E	Xavier
25	230	Johnny Kelly	B	Rice
26	242	H.J. Roberts	G	Rice
27	251	Phil Cutchin	B	Kentucky
28	261	Charley Wakefield	G	Stanford
29	272	Dick Lagenbeck	G	Cincinnati
30	281	Bernie Winkler	G	Texas Tech
31	288	Bill Stephens	G	Baylor
32	298	Mike Kalash	E	UW La Crosse

TRADES

- The Eagles traded their 6th-round selection to the Chicago Bears

1946

Rd	No	Player	Pos	College
1	7	Leo Riggs	B	USC
3	23	Gordon Gray	E	USC
5	37	Walt Slater	B	Tennessee
6	48	Felto Prewitt	C	Tulsa
7	57	George Robotham	E	UCLA
8	68	Jim Lecture	G	Northwestern
9	77	Ernie Lewis	B	Colorado
10	88	Al Vandeweghe	E	William & Mary
11	97	Bill Iancelli	E	Franklin & Marshall
12	108	Pat McHugh	B	Georgia Tech
13	117	John Wingender	B	Washington
14	128	Homer Paine	T	Tulsa
15	137	John Kerns	T	Ohio
16	148	Buddy Hubbard	B	William & Mary
17	157	Allen Smith	B	Tulsa
18	168	Bernie Millham	E	Fordham
19	177	Lawrence Mauss	C	Utah

ALL-TIME DRAFTS



20	188	Dave Butcher	B	William & Mary
21	197	Don Fabling	B	Colorado
22	208	George Feldman	B	Tufts
23	217	Ed Cameron	G	Miami (OH)
24	228	Charley Steed	B	Ark. Monticello
25	237	Ed Grygiel	B	Dartmouth
26	248	Ben Raimondi	B	Indiana
27	257	Sam Bailey	E	Georgia
28	268	Bob Long	B	Tennessee
29	277	Bill Fisher	T	Harvard
30	288	George Slusser	B	Ohio St.
31	292	John Itzel	B	Pittsburgh
32	298	Larry Kirkman	B	Boston

1945

Rd	No	Player	Pos	College
1	9	John Yonaker	E	Notre Dame
3	25	Alvin Dark	B	LSU
5	41	Pete Pihos	E	Indiana
6	52	Chuck Dellago	G	Minnesota
7	63	Gonzalo Morales	B	St. Mary's (CA)
8	74	Sam Robinson	B	Washington
9	85	Forrest Hall	B	San Francisco
10	96	Joe Sadonis	T	Fordham
11	107	Rudy Mobley	B	Hardin-Simmons
12	118	Jim Newmeyer	T	St. Vincent's
13	129	Bill Chambers	T	UCLA
14	140	John Duda	B	Virginia
15	151	Bill Montgomery	B	LSU
16	162	Howard Werner	E	Syracuse
17	173	Jim Austin	B	Missouri
18	184	Quentin Klenk	T	USC
19	195	Joe Spencer	T	Oklahoma St.
20	206	Leo Pratt	T	Oklahoma St.
21	217	Phil Teschner	T	Brown
22	228	John Magee	G	Rice
23	239	Norm Mosley	B	Alabama
24	250	Blair Brown	G	Oklahoma St.
25	261	Bob Hall	E	Stanford
26	272	Don Talcott	T	Nevada
27	283	Bill Thompson	T	New Mexico
28	294	Al Fleming	C	Wichita St.
29	305	Leo Benjamin	C	West Virginia
30	316	Jim Dougherty	B	Miami (OH)
31	322	Ken Reese	B	Alabama
32	328	Loren Braner	C	Pittsburgh

1944

Rd	No	Player	Pos	College
1	5	Steve Van Buren	B	LSU
3	20	Loren LaPrade	G	Stanford
5	36	Joe Parker	E	Texas
6	52	Hillary Horne	T	Mississippi St.
7	58	Vic Kulbitski	B	Minnesota
8	74	George Phillips	B	UCLA
9	80	Paul Sarringhaus	B	Ohio St.
10	96	John Perko	G	Minnesota
11	102	Elliott Ormsbe	B	Bradley
12	118	Earle Parsons	B	USC
13	124	Bob Hanzlik	E	Wisconsin
14	140	Jim Talley	C	LSU
15	146	Dom Fusci	T	South Carolina

16	162	John Green	E	Tulsa
17	168	Jackie Freeman	B	William & Mary
18	184	Joe Kane	B	Penn
19	190	Tony Schiro	G	Santa Clara
20	206	Norm Michael	B	Syracuse
21	212	Eddie Kulakowski	T	West Virginia
22	228	Al Postus	B	Villanova
23	234	Milton Smith	E	UCLA
24	250	Earl Klapstein	T	Pacific
25	256	Bob Frisbee	B	Stanford
26	272	Edmund Eiden	B	Scranton
27	278	Barney Burdick	E	Creighton
28	294	Nick Daukas	T	Dartmouth
29	300	Pasquale Darone	G	Boston College
30	316	Bill Clark	T	Colorado College
31	322	Pete Pasko	E	East Stroudsburg
32	328	Myron Majewski	T	American Int.

1943

Rd	No	Player	Pos	College
1	2	Joe Muha	B	VMI
2	12	Lamar David	B	Georgia
3	17	Roy Gafford	B	Auburn
4	27	Bob Kennedy	B	Washington St.
5	32	Al Wistert	T	Michigan
6	42	Bruno Banducci	G	Stanford
7	52	Walt Harrison	C	Washington
8	62	Bruce Alford	E	TCU
9	72	Rocco Canale	G	Boston College
10	82	Bill Conoly	T	Texas
11	92	John Billman	G	Minnesota
12	102	Jack Donaldson	T	Penn
13	112	Bill Erickson	C	Georgetown
14	122	George Weeks	E	Alabama
15	132	Russ Craft	B	Alabama
16	142	Paul Darling	B	Iowa St.
17	152	Walt Gorinski	B	LSU
18	162	Bob Friedman	T	Washington
19	172	Johnny Bezemes	B	Holy Cross
20	182	Chet Mutryn	B	Xavier
21	192	Baptiste Manzini	C	St. Vincent's
22	202	Bernie Gillespie	E	Scranton
23	212	Jay Lawhon	T	Arkansas
24	222	Vince Zachem	C	Morehead St.
25	232	Joe Schwarting	E	Texas
26	242	Bob Neff	T	Notre Dame
27	252	Art Macioszczyk	B	Western Michigan
28	262	Jim Arata	T	Xavier
29	272	Wally Scott	E	Texas
30	282	Stan Jaworowski	T	Georgetown

1942

Rd	No	Player	Pos	College
1	3	Pete Kmetovic	B	Stanford
2	13	Vic Lindskog	C	Stanford
3	18	Ted Williams	B	Boston College
4	28	Gordon Paschka	G	Minnesota
5	33	Ernie Blandin	T	Tulane
6	43	Earl Younglove	E	Washington
7	53	Billy Sewell	B	Washington St.
8	63	Bill Halverson	G	Oregon St.
9	73	Ray Graves	C	Tennessee

ALL-TIME DRAFTS



10	83	John Stackpool	B	Washington
11	93	Noble Doss	B	Texas
12	103	Fred Meyer	E	Stanford
13	113	Bob Brenton	T	Missouri
14	123	John Wyhonic	B	Alabama
15	133	O'Dell Griffin	G	Baylor
16	143	Bill Smaltz	B	Penn St.
17	153	Arnie Meiners	E	Stanford
18	163	Bill Braun	T	Santa Clara
19	173	Charley Dvoracek	B	Texas Tech
20	183	Marv Tommervik	B	Pacific Lutheran

1941

Rd	No	Player	Pos	College
2	11	Art Jones	B	Richmond
3	16	Marion Pugh	B	Texas A&M
4	26	Al Ghesquiere	B	Detroit
5	31	Royal Kahler	T	Nebraska
6	41	Howard Hickey	E	Arkansas
7	51	Julius Battista	G	Florida
9	71	P.K. Rogers	B	East Texas St.
10	81	Don Williams	T	Texas
11	91	Marshall Stenstrom	B	Oregon
12	101	John Patrick	B	Penn St.
13	111	Joe Hoague	B	Colgate
14	121	Les Dodson	B	Ole Miss
15	131	Alex Lukachick	E	Boston College
16	141	Bill Conatser	B	Texas A&M
17	151	John Yauckoes	T	Boston College
18	161	Joe McFadden	B	Georgetown
19	171	John Shonk	E	West Virginia
20	181	L.B. Russell	B	Hardin-Simmons
21	201	Charley Henke	G	Texas A&M
22	203	Mike Fernela	T	Akron

TRADES

- The Eagles traded their 1st-round selection and 8th-round selection to the Chicago Bears

1940

Rd	No	Player	Pos	College
1	2	Wesley McAfee	B	Duke
2	13	Johnny Schiechl	C	Santa Clara
3	17	Dick Favor	B	Oklahoma
4	28	Eberle Schultz	G	Oregon St.
5	32	Franklin Emmons	B	Oregon
6	43	Saul Singer	T	Arkansas
7	52	Harold Pegg	C	Bucknell
8	63	Don Looney	E	TCU
9	72	Don Jones	B	Washington
10	83	Frank Maher	B	Toledo
11	92	Elmer Hackney	B	Kansas St.
12	103	Durward Hoerner	E	TCU
13	112	Ted Hennis	B	Purdue
14	123	Bill Bunsen	B	Kansas
15	132	Don Crumbaker	E	Kansas St.
16	143	J.R. Green	T	Rice
17	152	Jim Molnar	B	Bradley
18	163	Ernie Schwartz	G	Boston College
19	172	Bill Schneller	B	Ole Miss
20	183	Bill Debord	T	Kansas St.

1939

Rd	No	Player	Pos	College
1	4	Davey O'Brien	B	TCU
2	14	Charlie Newton	B	Washington
3	19	Joe Mihal	T	Purdue
4	29	Bill Dewell	E	SMU
5	34	Zed Costen	G	Texas A&M
6	44	Jake Schuehle	B	Rice
7	54	Tony Ippolito	B	Purdue
8	64	George Somers	T	LaSalle
9	74	Rankin Britt	E	Texas A&M
10	84	Bill McKeever	T	Cornell
11	94	Paul Humphrey	C	Purdue
12	104	Jack Kraynick	B	North Carolina
13	114	Thomas White	T	TCU
14	124	Joe Aleskus	T	Ohio St.
15	134	Foster Watkins	B	West Texas St.
16	144	Irving Hall	B	Brown
17	154	Bob Riddell	E	South Dakota St.
18	164	Charley Gainor	E	North Dakota
19	174	Morris White	B	Tulsa
20	184	Dick Gormley	C	LSU

1938

Rd	No	Player	Pos	College
1	2	Jim McDonald	B	Ohio St.
2	12	Dick Riffle	B	Albright
3	17	Joe Bukant	B	Washington (StL)
4	27	John Meek	B	California
5	32	Fred Shirey	T	Nebraska
6	42	Herschel Ramsey	E	Texas Tech
7	52	Bob Lannon	E	Iowa
8	62	Clem Woltman	T	Purdue
9	72	Elmer Kolberg	B	Oregon St.
10	82	Emmett Kriel	T	Baylor
11	92	Carl Hinkle	C	Vanderbilt
12	102	Johnny Michelosen	B	Pittsburgh

1937

Rd	No	Player	Pos	College
1	1	Sam Francis	B	Nebraska
2	11	Francis Murray	B	Penn
3	21	Drew Ellis	T	TCU
4	31	Walt Gilbert	B	Auburn
5	41	Alex Drobnitch	G	Denver
6	51	Bill Guckeyson	B	Maryland
7	61	Herb Barna	E	West Virginia
8	71	Nestor Hennon	E	Carnegie Mellon
9	81	Paul Fanning	T	Kansas St.
10	91	Ray Antil	E	Minnesota

1936

Rd	No	Player	Pos	College
1	1	Jay Berwanger	B	Chicago
2	10	John McCauley	B	Rice
3	19	Wes Muller	C	Stanford
4	28	Bill Wallace	B	Rice
5	37	Harry Shuford	B	SMU
6	46	Al Barabas	B	Columbia
7	55	Jack Weller	G	Princeton
8	64	Pepper Constable	B	Princeton
9	73	Paul Pauk	B	Princeton



2020

- ▶ **4/25/20** - Traded picks No. 173 (5th - WR Darnell Mooney) and No. 227 (7th - T Lachavious Simmons) to Chicago in exchange for picks No. 196 (6th - LB Shaun Bradley), No. 200 (6th - WR Quez Watkins) and No. 233 (7th - DE Casey Toohill)
- ▶ **4/25/20** - Traded pick No. 146 (4th - C Tyler Biadasz) to Dallas in exchange for pick No. 164 (5th - LB Curtis Weaver) and a 2021 5th-round pick
- ▶ **4/25/20** - Acquired WR Marquise Goodwin and pick No. 210 (6th - T Prince Tega Wanogho) in the 2020 NFL Draft from San Francisco in exchange for pick No. 190 (6th - TE Charlie Woerner)
- ▶ **4/25/20** - Traded pick No. 164 (5th - LB Curtis Weaver) to Miami in exchange for picks No. 173 (5th - WR Darnell Mooney) and No. 227 (7th - T Lachavious Simmons)
- ▶ **3/19/20** - Agreed to terms on a trade with the Detroit Lions to acquire CB Darius Slay in exchange for a 2020 third-round (No. 85 overall - S Julian Blackmon) draft pick and a 2020 fifth-round (No. 166 overall) draft pick

2019

- ▶ **8/22/19** - Agreed to terms with Arizona to acquire S Rudy Ford in exchange for DT Bruce Hector
- ▶ **8/9/19** - Acquired DE Eli Harold from Buffalo in exchange for T Ryan Bates
- ▶ **4/27/19** - Acquired DT Hassan Ridgeway from Indianapolis in exchange for the 246th pick in the 2019 NFL Draft (7th - C Javon Patterson)
- ▶ **4/27/19** - The 167th overall selection (5th - QB Clayton Thorson) and the 246th overall selection (7th - C Javon Patterson) were acquired from the New England Patriots in exchange for the 163rd overall selection (5th - P Jake Bailey)
- ▶ **4/25/19** - The 22nd overall selection in the 2019 NFL Draft (1st - T Andre Dillard) was acquired from the Baltimore Ravens in exchange for the 25th (1st - WR Marquise Brown), 127th (4th - CB Iman Marshall) and 197th (6th - QB Trace McSorley) overall picks
- ▶ **3/28/19** - Acquired RB Jordan Howard from Chicago in exchange for 2020 draft choice
- ▶ **3/14/19** - Acquired a 2020 5th-round draft choice from New England in exchange for DE Michael Bennett and a 2020 7th-round draft choice
- ▶ **3/13/19** - Acquired WR DeSean Jackson and 2020 7th-round draft choice from Tampa Bay in exchange for 2019 6th-round draft choice

2018

- ▶ **10/30/18** - Acquired WR Golden Tate from Detroit in exchange for a 3rd-round pick in 2019
- ▶ **9/1/18** - Acquired S Deiondre' Hall from Chicago in exchange for a conditional 7th-round pick in 2019
- ▶ **4/27/18** - Acquired the 233rd overall selection (7th - Jordan Mailata) in the 2018 NFL Draft from New England in exchange for the 250th overall selection (7th - TE Ryan Izzo) and a 2019 7th round pick
- ▶ **4/27/18** - Acquired the 49th overall selection (2nd - TE Dallas Goedert) in the 2018 NFL Draft from Indianapolis in exchange for the 52nd overall pick (2nd - DE Kemoko Turay) and the 169th overall pick (5th - Jordan Wilkins)

- ▶ **4/26/18** - Traded the 32nd (1st - QB Lamar Jackson) and 132nd (4th - WR Jaleel Scott) overall picks in the 2018 NFL Draft to Baltimore for the 52nd (2nd - DE Kemoko Turay) and 125th (4th - CB Avonte Maddox) overall picks in 2018, and a 2019 2nd-round pick
- ▶ **3/14/18** - Acquired DE Michael Bennett and a 7th-round pick (250th) in 2018 from Seattle in exchange for WR Marcus Johnson and a 5th-round selection (156th) in 2018
- ▶ **3/14/18** - Acquired CB Daryl Worley from Carolina in exchange for WR Torrey Smith

2017

- ▶ **10/31/17** - Acquired RB Jay Ajayi from Miami in exchange for a 2018 4th-round pick
- ▶ **8/28/17** - Traded LS Jon Dorenbos to New Orleans in exchange for a 2019 7th-round pick
- ▶ **8/27/17** - Acquired CB Dexter McDougale from N.Y. Jets in exchange for S Terrence Brooks
- ▶ **8/21/17** - Acquired a 2018 5th-round pick from Seattle in exchange for G/T Matt Tobin and a 2018 7th-round pick
- ▶ **8/11/17** - Acquired CB Ronald Darby from Buffalo in exchange for WR Jordan Matthews and a 2018 3rd-round pick
- ▶ **7/26/17** - Traded G/T Allen Barbre to Denver in exchange for a 2019 conditional 7th-round pick
- ▶ **4/29/17** - Traded the 164th (G Isaac Asiata) and 194th overall (DT Vincent Taylor) picks to Miami for the 166th (WR Shelton Gibson) and 184th (LB Nathan Gerry) overall selections in 2017
- ▶ **4/29/17** - Traded the 155th overall selection (LB Jayon Brown) for the 164th (G Isaac Asiata) and 214th (DT Elijah Qualls) overall picks in 2017
- ▶ **4/29/17** - Traded the 139th (WR Jehu Chesson) and 230th (S Josh Harvey-Clemons) overall picks to Minnesota for the 132nd overall selection (RB Donnel Pumphrey)
- ▶ **4/4/17** - Acquired DT Tim Jernigan and a 2017 3rd round draft choice (CB Rasul Douglas) from Baltimore in exchange for a 2017 3rd round draft pick (DE Chris Wormley)

2016

- ▶ **9/7/16** - Traded CB Eric Rowe to New England for a 4th round draft pick in 2018
- ▶ **9/3/16** - Traded QB Sam Bradford to Minnesota for a first round draft pick in 2017 (DE Derek Barnett) and a 4th round draft pick in 2018 (DE Josh Sweat)
- ▶ **8/16/16** - Traded OL Dennis Kelly to Tennessee for WR Dorial Green-Beckham
- ▶ **4/30/16** - Traded the 188th overall pick (TE David Morgan) to Minnesota for a 6th round pick (S Blake Countess) and a 7th round pick (DE Alex McAlister) in 2016
- ▶ **4/20/16** - Traded the 8th overall pick, a 3rd round draft choice, a 4th round draft choice, a 2017 1st round draft choice and a 2018 2nd round draft choice to the Cleveland Browns for the 2nd overall selection (QB Carson Wentz) and a 2017 4th round pick
- ▶ **3/11/16** - Traded QB Mark Sanchez to the Denver Broncos for a conditional 7th round draft choice
- ▶ **3/9/16** - Traded RB DeMarco Murray and a 4th round draft choice to the Tennessee Titans for a 4th round draft choice (traded to Cleveland)



- ▶ **3/9/16** – Traded LB Kiko Alonso, CB Byron Maxwell and the 13th overall selection to the Miami Dolphins for the 8th overall selection (traded to Cleveland)

2015

- ▶ **9/4/15** – Traded QB Matt Barkley to the Arizona Cardinals for a conditional 7th round draft choice in 2016
- ▶ **8/1/15** – Traded CB Brandon Boykin to the Pittsburgh Steelers for a conditional 5th round draft choice in 2016
- ▶ **5/2/15** – Traded the 113th overall selection (DT Gabe Wright) to the Detroit Lions for a 3rd round selection in 2016
- ▶ **5/1/15** – Traded the 52nd overall selection (NT Jordan Phillips), 145th overall selection (CB Bobby McCain) and the 156th overall selection (WR Tony Lippett) in 2015 to the Miami Dolphins for the 47th overall selection (DB Eric Rowe) and the 191st overall selection (DB JaCorey Shepherd) in 2015
- ▶ **3/10/15** – Traded QB Nick Foles, a 4th round draft choice in 2015 (T Andrew Donnell), and a 2nd round draft choice in 2016 to the St. Louis Rams for QB Sam Bradford and a 5th round draft choice in 2015 (traded to Miami)
- ▶ **3/10/15** – Traded RB LeSean McCoy to the Buffalo Bills for LB Kiko Alonso

2014

- ▶ **8/20/14** – Traded RB David Fluellen to the Indianapolis Colts for K Cody Parkey
- ▶ **8/19/14** – Traded a conditional 2015 7th round draft choice to the Carolina Panthers for RB Kenjon Barner
- ▶ **5/10/14** – Traded RB Bryce Brown and a 2014 7th round draft choice (T Seantrel Henderson) to the Buffalo Bills for a 2014 7th round draft choice (DT Beau Allen) and a 2015 4th round draft choice (traded to Detroit)
- ▶ **5/9/14** – Traded a 3rd round draft choice (DT Louis Nix) to the Houston Texans for a 4th round draft choice (DB Jaylen Watkins) and a 5th round draft choice (DE Taylor Hart)
- ▶ **5/9/14** – Traded a 2nd round draft choice (RB Bishop Sankey) and a 4th round draft choice (S Marqueston Huff) to the Tennessee Titans for a 2nd round draft choice (WR Jordan Matthews)
- ▶ **5/8/14** – Traded a 1st round draft choice (QB Johnny Manziel) to the Cleveland Browns for a 1st round draft choice (LB Marcus Smith) and a 3rd round draft choice (traded to Houston)
- ▶ **3/13/14** – Traded a 2014 5th round draft choice (LB Ronald Powell) to the New Orleans Saints for RB Darren Sproles

2013

- ▶ **10/29/13** – Traded DT Isaac Sopoaga and a 2014 6th round draft choice (DE Zach Moore) to the New England Patriots for a 2014 5th round draft choice (traded to New Orleans)
- ▶ **8/23/13** – Traded RB Felix Jones to the Pittsburgh Steelers for LB Adrian Robinson
- ▶ **8/12/13** – Traded OL Nate Menkin to the Houston Texans for WR Jeff Maehl
- ▶ **4/27/13** – Traded a 4th round draft choice (WR Ace Sanders) and a 7th round draft choice (CB DeMetrius McCray) to the Jacksonville Jaguars for a 4th round draft choice (QB Matt Barkley)
- ▶ **4/11/13** – Traded RB Dion Lewis to the Cleveland Browns for LB Emmanuel Acho

- ▶ **3/28/13** – Traded FB Stanley Havili to the Indianapolis Colts for DE Clifton Geathers
- ▶ **3/15/13** – Traded a 2013 6th round draft choice (G Jeff Baca) and a 2014 conditional draft choice to the Tampa Bay Buccaneers for WR Arrelious Benn and a 2013 7th round draft choice (CB Jordan Poyer)

2012

- ▶ **8/31/12** – Acquired S David Sims from the Cleveland Browns for a 2013 conditional draft choice (DE Joe Kruger)
- ▶ **8/2/12** – Traded LB Moise Fokou and LB Greg Lloyd to the Indianapolis Colts for CB Kevin Thomas and a conditional 7th round draft choice
- ▶ **7/22/12** – Traded CB D.J. Johnson to the Indianapolis Colts for DT Ollie Ogbu
- ▶ **4/27/12** – Traded a 2nd round draft choice (DT Jerel Worthy) to the Green Bay Packers for a 2nd round draft choice (DE Vinny Curry) and a 4th round draft choice (CB Brandon Boykin)
- ▶ **4/26/12** – Traded a 1st round draft choice (DE Bruce Irvin), a 4th round draft choice (DT Jaye Howard), and a 6th round draft choice (CB Jeremy Lane) to the Seattle Seahawks for a 1st round draft choice (DT Fletcher Cox)
- ▶ **4/25/12** – Traded CB Asante Samuel to the Atlanta Falcons for a 7th round draft choice (RB Bryce Brown)
- ▶ **3/20/12** – Traded a 3rd round draft choice (G Brandon Brooks) and a 4th round draft choice (C Ben Jones) to the Houston Texans for LB DeMeco Ryans and a 3rd round pick (QB Nick Foles)
- ▶ **3/14/12** – Traded T Winston Justice and a 6th round draft choice (S Josh Bush) to the Indianapolis Colts for a 6th round draft choice (traded to Seattle)

2011

- ▶ **8/1/11** – Traded DT Brodrick Bunkley to the Denver Broncos in exchange for an 6th draft choice in 2013 (traded to Tampa Bay)
- ▶ **7/28/11** – Traded QB Kevin Kolb to Arizona for CB Dominique Rodgers-Cromartie and a 2nd round draft choice in 2012
- ▶ **4/30/11** – Traded a 6th round draft choice (LB Markell Carter) to New England for a 6th round draft choice (LB Brian Rolle)
- ▶ **4/30/11** – Traded a 5th round draft choice (WR Jeremy Kerley) and a 7th round draft choice (WR Scotty McKnight) to the NY Jets for a 5th round draft choice (G Julian Vandervelde) and a 6th round draft choice (traded to New England later in draft)
- ▶ **4/30/11** – Traded a 4th round draft choice (TE Luke Stocker) to Tampa Bay for a 4th round draft choice (LB Casey Matthews) and a 4th round draft choice in 2012
- ▶ **4/29/11** – Traded a 3rd round draft choice (T Jah Reid) to Baltimore for a 3rd round draft choice (CB Curtis Marsh) and a 6th round draft choice (C Jason Kelce)

2010

- ▶ **10/13/10** – Traded RB Mike Bell to the Cleveland Browns for RB Jerome Harrison
- ▶ **9/4/10** – Traded G Stacy Andrews to Seattle for a 7th round pick in 2011 ... Traded LB Tracy White and a 7th round pick (OLB Travis Lewis) to New England for a 2012 6th round pick (G Brandon Washington)
- ▶ **9/3/10** – Traded an undisclosed draft choice in 2011 to Arizona



for OL Reggie Wells

- ▶ **8/30/10** - Traded FB Charles Scott to Arizona for CB Jorrick Calvin
- ▶ **7/30/10** - Traded LB Joe Mays to Denver for RB J.J. Arrington or a 2012 conditional draft choice (compensation - 2012 6th round pick - WR Marvin McNutt)
- ▶ **4/24/10** - Traded a 6th round draft choice in 2011 to Detroit for a 7th round draft choice (LB Jamar Chaney)
- ▶ **4/24/10** - Traded a 5th round draft choice (DT Cam Thomas) to San Diego for a 5th round draft choice (WR Riley Cooper) and a 5th round draft choice in 2011 (RB Dion Lewis)
- ▶ **4/23/10** - Traded a 3rd round draft choice (S Morgan Burnett) to Green Bay for a 3rd round draft choice (DE Daniel Te'o-Nesheim) and a 4th round draft choice (QB Mike Kafka)
- ▶ **4/23/10** - Traded a 2nd round draft choice (RB Montario Hardesty) to Cleveland for a 3rd round draft choice (later traded to Green Bay) and two 5th round draft choices (DE Ricky Sapp and the other was traded to San Diego, who selected DT Cam Thomas)
- ▶ **4/23/10** - Traded a 2nd round draft choice (LB Sean Lee) to Dallas for a 2nd round draft choice (later traded to Cleveland) and a 4th round draft choice (TE Clay Harbor)
- ▶ **4/22/10** - Traded a 1st round draft choice (traded to New England and then to Dallas who selected WR Dez Bryant) and two 3rd round draft choices (one was traded to Seattle and then to Baltimore who selected TE Ed Dickson and the other was used to select WR Eric Decker) to Denver for a 1st round draft choice (DE Brandon Graham)
- ▶ **4/19/10** - Acquired LB Ernie Sims from the Detroit Lions in three-team trade. Sent a 5th round draft pick in 2010 to Denver (CB Perish Cox), who sent TE Tony Scheffler and a 7th round pick (traded to Philadelphia who selected LB Jamar Chaney) to Detroit
- ▶ **4/4/10** - Traded QB Donovan McNabb to Washington for a 2nd round draft choice (S Nate Allen) in 2010 and a 3rd or 4th round draft choice in 2011 (traded to Tampa Bay)
- ▶ **4/2/10** - Traded CB Sheldon Brown and LB Chris Gocong to Cleveland for LB Alex Hall, and a 4th (CB Trevard Lindley) and a 5th round draft choice in 2010 (traded to Denver in 3-team trade for LB Ernie Sims)
- ▶ **3/16/10** - Traded DE Chris Clemons and a 4th round draft choice in 2010 to Seattle for DE Darryl Tapp
- ▶ **3/8/10** - Traded WR Reggie Brown to Tampa Bay for an undisclosed draft choice in 2011

2009

- ▶ **10/20/09** - Traded WR Brandon Gibson and a 5th round draft choice in 2010 (traded to Miami who selected S Reshad Jones) to St. Louis for LB Will Witherspoon
- ▶ **4/26/09** - Traded a 7th round draft choice (P Pat McAfee) to Indianapolis for a 6th round draft choice in 2010 (RB Charles Scott)
- ▶ **4/26/09** - Traded a 5th round draft choice (P Thomas Morstead) to New Orleans for a 7th round draft choice (traded to Indianapolis who selected P Pat McAfee) and a 5th round draft choice in 2010 (traded to St. Louis along with WR Brandon Gibson for LB Will Witherspoon)
- ▶ **4/26/09** - Traded two 5th round draft choices (137th, traded to Baltimore who selected LB Jason Phillips and 141st, traded to Denver who selected WR Kenny McKinley) to New England for CB Ellis Hobbs

- ▶ **4/26/09** - Traded a 3rd round draft choice (WR Deon Butler) to Seattle for a 5th round draft choice (137th, traded to New England for CB Ellis Hobbs), a 7th round draft choice (G Paul Fanaika) and a 3rd round draft choice in 2010 (traded to Denver)
- ▶ **4/26/09** - Traded a 3rd round draft choice (WR Ramses Barden) to NY Giants for a 3rd round draft choice (91st, traded to Seattle later in draft) and a 5th round draft choice (164th, traded to New Orleans later in draft)
- ▶ **4/25/09** - Traded a 1st round pick (C Alex Mack) and a 6th round draft choice (RB James Davis) to Cleveland for a 1st round draft choice (WR Jeremy Maclin)
- ▶ **4/20/09** - Traded a 1st round pick in 2009 (OL Eric Wood), a 4th round pick in 2009 (TE Shawn Nelson) and a 6th round pick in 2010 (DE Danny Batten) to Buffalo for T Jason Peters
- ▶ **3/5/09** - Traded WR Greg Lewis and a 7th round draft choice in 2010 (traded to Denver and then to Washington who selected T Selvish Capers) to the New England Patriots for a 5th round draft pick in 2009 (T Fenuki Tupou)
- ▶ **2/28/09** - Traded CB Lito Sheppard and a 5th round pick in 2010 (traded to Arizona who selected QB John Skelton) to the NY Jets for a 5th round draft pick in 2009 (TE Cornelius Ingram) and a 4th round draft pick in 2010 (traded to Seattle along with DE Chris Clemons for DE Darryl Tapp)

2008

- ▶ **6/6/08** - Traded a conditional draft pick in 2009 (no draft pick traded) to Indianapolis in exchange for FB Luke Lawton
- ▶ **4/27/08** - Traded a 6th round draft pick to Cleveland (WR Paul Hubbard) in exchange for a 5th round draft pick in 2009 (traded to New England for CB Ellis Hobbs)
- ▶ **4/26/08** - Traded a 1st round draft pick (T Jeff Otah) to Carolina in exchange for a 2nd round draft pick (traded to Minnesota, see next trade), a 4th round draft pick (G Mike McGlynn), and a 1st round draft pick in 2009 (traded to Buffalo in Jason Peters' deal)
- ▶ **4/26/08** - Traded a 2nd round draft pick (FS Tyrell Johnson) and a 5th round draft pick (DT Letroy Guion) to Minnesota in exchange for a 2nd round draft pick (DT Trevor Laws) and a 4th round draft pick (FS Quintin Demps)
- ▶ **4/26/08** - Traded a 4th round draft pick (traded to Chicago then to Tampa Bay, who selected DT Dre Moore) in exchange for RB Lorenzo Booker

2007

- ▶ **8/28/07** - Traded QB Kelly Holcomb to Minnesota for an undisclosed draft pick in 2009 (used in a 2009 draft day trade with Cleveland that landed WR Jeremy Maclin)
- ▶ **4/28/07** - Traded a 1st round draft pick (DE Anthony Spencer) to Dallas in exchange for a 2nd round draft pick (QB Kevin Kolb), a 3rd round draft pick (LB Stewart Bradley), and a 5th round draft pick (S C.J. Gaddis)
- ▶ **3/26/07** - Traded DT Darwin Walker and a 2008 conditional draft choice (7th round, WR Steve Johnson) to Buffalo for LB Takeo Spikes and QB Kelly Holcomb

2006

- ▶ **9/2/06** - Traded C Hank Fraley to the Cleveland Browns for a 6th round draft pick in 2008. Traded FB Josh Parry to the Seattle Seahawks for a 7th round draft choice in 2008 (T King Dunlap)



- ▶ **8/28/06** - Traded LB Mark Simoneau and a conditional 4th round draft choice in 2007 to New Orleans (who traded the pick to the San Francisco 49ers who used it to select S Dashon Goldson) for WR Donté Stallworth
- ▶ **5/18/06** - Traded WR Billy McMullen to Minnesota for WR Hank Baskett
- ▶ **4/30/06** - Traded a 4th round pick (WR Will Blackmon) and a 6th round pick (FS Tyrone Culver), both of which were acquired from Minnesota for own 4th round pick (DE Ray Edwards) and G Artis Hicks, to Green Bay for a 4th round pick (WR Jason Avant)
- ▶ **4/30/06** - Traded own 4th round pick (T Jahri Evans) and DT Hollis Thomas for a 4th round pick (G Max Jean-Gilles)
- ▶ **4/29/06** - Traded own 3rd round draft choice (LB Anthony Schlegel) and own 7th round pick (DT Adam Titus) for a 3rd round pick (LB Chris Gocong)
- ▶ **4/29/06** - Traded own 2nd round draft choice (RB LenDale White) and own 4th round pick to Tennessee for a 2nd round draft pick (T Winston Justice). Tennessee traded the 4th round pick (LB Stephen Tulloch) to Dallas

2005

- ▶ **4/24/05** - Traded own 5th round draft choice (FS Michael Hawkins), 6th round draft choice, and own 7th round draft choice (SS Kurt Campbell) to Green Bay for a 4th round draft choice (T Todd Herremans). Philadelphia traded the 6th round pick to Green Bay who then traded it to New England, who then traded it to Oakland, who selected DT Anttaj Hawthorne
- ▶ **4/24/05** - Traded own 4th round draft choice (DE Chris Canty) and a 6th round draft choice in 2006 to Dallas for a 5th round draft choice (traded to Indianapolis) and a 4th round draft choice in 2006 (traded to Tennessee) ... Traded the 5th round (DE Jonathan Welsh) choice to Indianapolis for a 4th round draft choice in 2006
- ▶ **4/23/05** - Traded own 3rd round draft choice (T Adam Snyder) to San Francisco for a 4th round draft choice (S Sean Considine) and a 6th round draft choice (see trade two above)

2004

- ▶ **9/5/04** - Agreed to send a conditional 2005 draft choice (6th round, CB Derrick Johnson) to the San Francisco 49ers to complete the trade that sent WR Terrell Owens to the Eagles and DE Brandon Whiting to the 49ers
- ▶ **4/25/04** - Traded G John Welbourn to Kansas City for a 5th round pick in 2004 (FB Thomas Tapeh) and a 3rd round pick in 2005 (RB Ryan Moats)
- ▶ **4/24/04** - Traded a 1st and 2nd round pick (CB Shawntae Spencer) to San Francisco for the 16th overall pick (T/G Shawn Andrews). The 49ers traded the 1st round pick to Carolina who chose CB Chris Gamble
- ▶ **4/3/04** - Traded QB A.J. Feeley to Miami for a 2nd round pick in 2005 (WR Reggie Brown)
- ▶ **3/30/04** - Traded WR James Thrash to Washington for a 5th round draft pick in 2005 (LB/DE Trent Cole)
- ▶ **3/16/04** - In a three-team deal, traded a 5th round pick to Baltimore and DE Brandon Whiting to San Francisco in exchange for WR Terrell Owens. The Ravens traded the 5th round pick to Miami who chose SS Tony Bua

2003

- ▶ **8/30/03** - Traded WR Freddie Milons to Pittsburgh for a conditional, future draft pick (no pick exchanged)
- ▶ **4/26/03** - Traded a 1st round pick (CB Sammy Davis) and a 2nd round pick (FS Terrence Kiel) to San Diego for the 15th overall pick in the 2003 draft (DE Jerome McDougle)
- ▶ **4/26/03** - Traded a 5th round pick (LB Hunter Hillenmeyer) to Green Bay for a 6th round pick (T/G Jeremy Bridges) and a 7th round pick (S Norman LeJeune)
- ▶ **4/26/03** - Traded a 7th round choice (CB Chris Johnson) to Green Bay for a 6th round pick (QB Andy Hall) in 2004
- ▶ **3/4/03** - Traded a 6th round pick (DB Waine Bacon) in 2003 and a 4th round pick in 2004 to Atlanta for LB Mark Simoneau. The Falcons traded the 4th round pick to Indianapolis who chose CB Jason David
- ▶ **2/28/03** - Traded CB Al Harris and a 4th round pick in 2003 to Green Bay for a 2nd round pick (TE L.J. Smith). The Packers traded the 4th round pick to Buffalo who chose WR Sam Aiken

2001

- ▶ **4/21/01** - Traded a 3rd round pick (LB Morlon Greenwood) and a 6th round pick (DE Otis Leverette) to Miami for a 2nd round pick in 2002 (CB Sheldon Brown)

2000

- ▶ **8/25/00** - Traded CB/KR Allen Rossum to Green Bay for an undisclosed draft pick (5th round, TE Tony Stewart)
- ▶ **4/16/00** - Traded a 4th round pick (WR Trevor Gaylor) to San Diego for a 3rd round pick in 2001 (DE Derrick Burgess). The pick traded to the Chargers was obtained from a trade with Detroit for a 5th round pick (S Ty Talton) in 1999
- ▶ **4/16/00** - Traded TE Kaseem Sinceno to Green Bay for TE Jeff Thomason
- ▶ **4/15/00** - Traded a 3rd round (TE Erron Kinney) and 5th round pick (SS Aric Morris) to Tennessee for a 2nd round pick (G Bobbie Williams) in 2000

1999

- ▶ **9/5/99** - Traded an undisclosed draft pick (7th round, TE Mike Roberg) to Carolina for TE Luther Broughton
- ▶ **9/1/99** - Traded DE Jon Harris to Green Bay for T John Michaels
- ▶ **8/24/99** - Traded QB Bobby Hoying to Oakland for an undisclosed, conditional draft pick (6th round, DE John Frank)
- ▶ **4/28/99** - Traded QB Rodney Peete to Washington for a 6th round pick (C John Romero)

1998

- ▶ **8/30/98** - Traded a future, conditional draft pick to New England (7th round) for WR Dietrich Jells. The Patriots traded the pick to San Francisco who chose QB Tim Rattay
- ▶ **4/19/98** - Traded a 3rd round pick (WR Brian Alford) to the New York Giants for a 3rd round pick (CB/KR Allen Rossum) and 4th round pick (CB Clarence Love) ... Traded a 4th round pick (DE Lorenzo Bromell) to Miami for a 4th round pick (DT/DE Brandon Whiting) and a 5th round pick (LB Ike Reese) ... Traded a 6th round pick (DE Eric Ogbogu) to the New York Jets for WR Jeff Graham ...



Traded a 7th round pick (C Trey Teague) to Denver for a 6th round pick (WR Troy Smith) in 1999

- ▶ **3/13/98** - Traded a 2nd round and 5th round (LB Casey Dailey) pick to the New York Jets for DE Hugh Douglas. The Jets traded the 2nd round pick to Pittsburgh who chose DT Jeremy Staat

1997

- ▶ **8/27/97** - Traded an undisclosed pick of player/pick to Baltimore for CB Willie Clark
- ▶ **8/24/97** - Traded G Ben Cavil to Baltimore for undisclosed terms.
- ▶ **8/22/97** - Acquired G Sean Love from the New York Jets for past considerations
- ▶ **4/19/97** - Traded a 1st round pick (TE David LaFleur) to Dallas for a 1st round (DE Jon Harris) and 5th round (TE Luther Broughton) picks in 1997 and a 3rd round pick (LB Jeremiah Trotter) in 1998 ... Traded a 2nd round pick (FB Marc Edwards) to San Francisco for a 2nd round pick (LB James Darling), a 6th round (WR Antuwan Wyatt), and a 7th round pick (CB Deauntae Brown) ... Traded a 3rd round pick (CB Ty Howard) and a 6th round pick (LB Tony McCombs) to Arizona for a 3rd round pick (RB Duce Staley)
- ▶ **4/18/97** - Traded DT Ronnie Dixon to the New York Jets for a 7th round pick (QB Koy Detmer) in 1997

1995

- ▶ **8/27/95** - Traded T Joe Sims to Green Bay for an undisclosed pick in 1995 (6th round, TE Tony Johnson)
- ▶ **8/21/95** - Traded a conditional, undisclosed draft pick (7th round) to Cleveland for DT Ronnie Dixon
- ▶ **4/23/95** - Traded a 5th round pick (WR Mike Miller) in 1995 and a 5th round pick in 1996 to Cleveland for a 4th round pick (QB David Barr). The 5th round pick to Baltimore was traded to Dallas who chose G Kenneth McDaniel ... Traded a 5th round pick (FB Ryan Christopherson) and a 7th round pick (WR Curtis Marsh) to Jacksonville for a 6th round pick (FB Fred McCray) and two 7th round picks (RB Kevin Bouie and T Howard Smothers)
- ▶ **4/22/95** - Traded a 1st round pick (DT Warren Sapp) and two 2nd round picks (DB Melvin Johnson and the other was traded to Dallas, who chose G Shane Hannah) to Tampa Bay for the 7th overall selection (DE Mike Mamula) and a 3rd round pick (DE Greg Jefferson) ... Traded WR Victor Bailey and a 4th round pick to Kansas City for a 2nd round pick (CB Bobby Taylor) in 1995 and a 6th round pick (WR Phillip Riley) in 1996. The Chiefs traded the 4th round pick to New England who chose C David Wohlabagh



HONORS & HISTORY



[FRONT OFFICE & COACHING STAFF](#)

[PLAYER BIOS](#)

[2019 EAGLES STATS](#)

[RECORD BOOK](#)

[ALL-TIME RESULTS](#)

[ALL-TIME ROSTERS](#)

[HONORS & HISTORY](#)

[YEAR-BY-YEAR STATS](#)

[OFF THE FIELD](#)



SUPER BOWL MVP

2017 Nick Foles

NFL MVP/PLAYER OF THE YEAR

1960 Norm Van Brocklin, QB (UP, AP, NE, SN, MX)
 1965 Pete Retzlaff, TE (MX)
 1980 Ron Jaworski, QB (MX)
 1988 Randall Cunningham, QB (MX)
 1990 Randall Cunningham, QB (FW, MX)
 2010 Michael Vick (MX)

NFC MVP/PLAYER OF THE YEAR

1980 Ron Jaworski, QB (UP)
 2000 Donovan McNabb, QB (CBS)
 2004 Donovan McNabb, QB (CBS)

NFL OFFENSIVE MVP/PLAYER OF THE YEAR

1990 Randall Cunningham, QB (PW)

NFC OFFENSIVE MVP/PLAYER OF THE YEAR

1990 Randall Cunningham, QB (UP, KC)
 2004 Donovan McNabb, QB (KC)
 2010 Michael Vick, QB (KC)
 2013 LeSean McCoy, RB (KC)

NFL DEFENSIVE MVP/PLAYER OF THE YEAR

1987 Reggie White, DE (AP, NE, PW)
 1991 Reggie White, DE (PW)

NFC DEFENSIVE MVP/PLAYER OF THE YEAR

1987 Reggie White, DE (UP, KC)
 1991 Reggie White, DE (UP)
 1993 Eric Allen, CB (UP)

NFL ROOKIE OF THE YEAR

1951 Bobby Walston, TE/K
 1988 Keith Jackson, TE (SN)

NFC ROOKIE OF THE YEAR

1973 Charle Young, TE (UP)
 1984 Paul McFadden, K (UP)

NFL COMEBACK PLAYER OF THE YEAR

1973 Roman Gabriel, QB (PW)
 1991 Jim McMahon, QB (PW)
 1992 Randall Cunningham, QB (PW)
 2010 Michael Vick, QB (AP, PW, SN)

FedEx AIR & GROUND PLAYER OF THE YEAR

2011 LeSean McCoy (Ground)
 2013 LeSean McCoy (Ground)
 2017 Carson Wentz (Air)

NFL COACH OF THE YEAR

1948 Greasy Neale (SN)
 1960 Buck Shaw (UP, AP)
 1979 Dick Vermeil (SN, PW)
 1995 Ray Rhodes (AP, SN, MX, NFL Films)
 2000 Andy Reid (SN, MX, FD)
 2002 Andy Reid (AP, MX, PW, SN)
 2010 Andy Reid (MX)
 2013 Chip Kelly (MX)

NFC COACH OF THE YEAR

2010 Marty Mornhinweg (PW)

ASSISTANT COACH OF THE YEAR

1978 Dick Vermeil (FW, UP, KC)
 1979 Dick Vermeil (FW, KC)
 1995 Ray Rhodes (UP, KC)
 2002 Andy Reid (KC)

NFL EXECUTIVE OF THE YEAR

2017 Howie Roseman (PFWA, Sports Illustrated Peter King)

ALL-PRO SELECTIONS

1933 Swede Hanson, B (OF, CN, GB)
 1934 Swede Hanson, B (OF, GB)
 1935 Joe Carter, E (GB), Ed Manske, E (GB)
 1936 Joe Carter, E (EY, CN)
 1937 Bill Hewitt, E (OF, UP, IN, NY)
 1938 Joe Carter, E (FW, NY), Bill Hewitt, E (OF, UP, FW, IN, NY, EY)
 1939 Davey O'Brien, B (OF, UP, FW, NY, EY)
 1940 Dick Bassi, G (EY, HA), Don Looney, E (OF, NY, EY, HA), Davey O'Brien, B (OF)
 1941 Dick Humbert, E (NY), Phil Ragazzo, T (UP), Bob Suffridge, G (NY)
 1942 Tommy Thompson, B (IN, NY)
 1943 Jack Hinkle, B (AP, UP, PF, HA), Eberle Schultz, G (PF), Vic Sears, T (AP, UP, NY, IN), Ernie Steele, B (UP), Roy Zimmerman, B (AP)
 1944 Steve Van Buren, B (AP, UP, NY), Al Wistert, T (AP, UP, IN, NY), Roy Zimmerman, B (UP, IN, NY)
 1945 Bruno Banducci, G (NY), Jack Ferrante, E (UP, NY), Vic Sears, T (UP, IN), Steve Van Buren, B (AP, UP, IN, NY, PF, HA), Al Wistert, T (AP, UP, IN, NY, PF, HA)
 1946 Augie Lio, G (UP, NY), Steve Van Buren, HB (UP, NY, PF), Al Wistert, T (AP, UP, NY, PF)
 1947 Pete Pihos, E (PF), Al Wistert, T (AP, UP, NY, PF, HA), Steve Van Buren, HB (AP, UP, NY, PF)
 1948 Bucko Kilroy, G (UP), Joe Muha, FB (UP, PF, HA), Pete Pihos, E (AP, SN, UP, NY, PF, HA), Tommy Thompson, QB (AP, UP, NY, PF), Steve Van Buren, HB (AP, UP, SN, NY, PF), Al Wistert, T (SN, UP, NY, PF, HA)
 1949 Jack Ferrante, E (NY), Bucko Kilroy, G (UP, NY), Cliff Patton, G (UP), Pete Pihos, E (AP, IN, UP, NY), Vic Sears, T (UP, NY), Tommy Thompson, QB (UP, NY), Steve Van Buren, HB (AP, IN, UP, NY), Al Wistert, T (IN)
 1950 Chuck Bednarik, C (AP, NY), Bucko Kilroy, G (UP, NY), Joe Muha, C (NY), Pete Pihos, E (UP, NY), Vic Sears, T (NY), Steve Van Buren, HB (UP, NY), Al Wistert, T (NY)
 1951 Chuck Bednarik, LB (AP, UP, NY), Bucko Kilroy, MG (NY), Vic Lindskog, C (AP), Bobby Walston, E (UP), Al Wistert, T (NY)
 1952 Chuck Bednarik, LB (AP, UP), Bucko Kilroy, MG (AP, UP), Pete Pihos, DE (AP, UP, NY), Vic Sears, DT (AP, NY), Lum Snyder, T (NY)
 1953 Chuck Bednarik, LB (AP, UP, NY), Bucko Kilroy, MG (UP, NY), Pete Pihos, E (AP, UP, NY), Lum Snyder, T (UP), Bobby Thompson, QB (NY), Norm Willey, DE (UP, NY), Frank Wydo, T (NY)
 1954 Chuck Bednarik, LB (AP, UP, SN, NY), Bucko Kilroy, MG (AP, UP, SN), Pete Pihos, E (AP, UP, SN, NY), Ken Snyder, T (AP, UP, NY), Norm Willey, DE (AP, UP, NY)
 1955 Chuck Bednarik, LB (AP, UP, NE, NY), Pete Pihos, E (AP, UP, NE, SN, NY), Wayne Robinson, LB (SN), Tom Scott, DE (SN), Lum Snyder, T (NE), Norm Willey, DE (UP)
 1956 Chuck Bednarik, LB (AP, UP, NE, NY), Tom Scott, DE (NE)



ALL-PRO SELECTIONS (Continued)

1957	Chuck Bednarik, LB (AP, UP, NE, NY)
1958	Pete Retzlaff, E (AP, UP, NE, NY)
1959	Tom Brookshier, DB (AP, UP, NE), Tommy McDonald, E (AP, UP)
1960	Chuck Bednarik, C and LB (AP, UP, NY), Tom Brookshier, CB (AP, UP, NE, NY), Don Burroughs, S (AP, NE, NY), Tommy McDonald, E (UP, NE, NY), Jess Richardson, DT (UP), Norm Van Brocklin, QB (AP, UP, NE, NY)
1961	Maxie Baughan, LB (UP, NY), Chuck Bednarik, C (UP), Don Burroughs, S (UP, NE, NY), Sonny Jurgensen, QB (AP, UP), Tommy McDonald, WR (UP, NE, NY), Leo Sugar, DE (UP)
1962	Don Burroughs, S (NE), Tommy McDonald, E (AP, NE)
1963	Tim Brown, RB (UP, NE, NY)
1964	Bob Brown, T (AP), Maxie Baughan, OLB (AP, NY), Pete Retzlaff, TE (AP, UP, NE, NY), Jim Ringo, C (AP, UP, NE, NY)
1965	Maxie Baughan, OLB (AP), Bob Brown, T (AP, NE, NY), Tim Brown, RB (AP, UP, NY), Pete Retzlaff, TE (AP, UP, NE, NY)
1966	Bob Brown, T (AP, UP, NE, FW, NY), Tim Brown, RB (NY), Pete Retzlaff, TE (NY), Jim Ringo, C (AP)
1967	Bob Brown, T (AP, UP)
1968	Bob Brown, T (FW, AP, UP, NE, NY, PW), Tom Woodeshick, RB (AP)
1969	Tom Woodeshick, RB (AP, UP, NY)
1971	Bill Bradley, S (AP, FW, PW)
1972	Bill Bradley, S (AP, FW, NE, PW), Harold Jackson, WR (AP, FW, NE)
1973	Bill Bradley, S (AP, FW, NE), Harold Carmichael, WR (AP, FW, NE, PW), Charle Young, TE (AP, FW, NE, PW)
1974	Bill Bergey, MLB (AP, FW, NE, PW), Charle Young, TE (AP, FW, NE)
1975	Bill Bergey, MLB (AP, NE), Charle Young, TE (AP, FW, NE, PW)
1976	Bill Bergey, MLB (AP, FW, NE)
1977	Bill Bergey, MLB (AP, FW, NE)
1978	Bill Bergey, MLB (AP, PW), Wilbert Montgomery, RB (AP)
1979	Harold Carmichael, WR (AP), Charlie Johnson, DT (NE), Wilbert Montgomery, RB (AP), Stan Walters, T (AP)
1980	Harold Carmichael, WR (NE), Charlie Johnson, DT (AP, NE), Randy Logan, S (AP, NE), Jerry Robinson, OLB (AP)
1981	Charlie Johnson, DT (AP), Jerry Robinson, OLB (AP, FW), Roynell Young, CB (AP, NE)
1983	Mike Quick, WR (AP, NE, PW), Jerry Robinson, ILB (NE)
1984	Wes Hopkins, S (NE)
1985	Wes Hopkins, S (AP, FW, NE, SN), Mike Quick, WR (AP, NE, SN)
1986	Reggie White, DT (AP, WA, NE)
1987	Mike Quick, WR (NE), Reggie White, DE (AP, FW, NE, SN, PW)
1988	Randall Cunningham, QB (AP), Keith Jackson, TE (AP, FW, NE, SN, PW), Reggie White, DE (AP, FW, NE, SN, PW)
1989	Eric Allen, CB (AP, NE, PW), Jerome Brown, DT (NE), Keith Jackson, TE (AP, FW, SN), Reggie White, DE (AP, FW, NE, PW)
1990	Jerome Brown, DT (AP), Randall Cunningham, QB (FW, PW), Byron Evans, ILB (NE), Keith Jackson, TE (AP, FW, NE, SN, PW), Reggie White, DE (AP, FW, NE, PW)
1991	Eric Allen, CB (AP, NE), Jerome Brown, DT (AP, FW, SN, PW), Seth Joyner, OLB (AP, FW, NE), Clyde Simmons, DE (AP, FW, SN, PW, NE), Reggie White, DE (AP, FW, SN, PW, NE)
1992	Randall Cunningham, QB (AP), Byron Evans, ILB (NE), Seth Joyner, OLB (AP, NE), Vai Sihakema, KR (NE), Clyde Simmons, DE (AP), Reggie White, DE (AP, FW, NE)
1993	Eric Allen, CB (AP), Seth Joyner, OLB (FW)
1995	William Fuller, DE (AP), Andy Harmon, DT (AP), William Thomas, OLB (AP)
2000	Hugh Douglas, DE (AP, PW, SN), Jeremiah Trotter, LB (AP)

2001	David Akers, K (AP, PW, SN), Brian Dawkins, FS (AP, PW, SN), Corey Simon, DT (FD)
2002	David Akers, K (SN, CN, PW), Brian Dawkins, FS (AP, PW, SN, CN, UW), Hugh Douglas, DE (AP), Jermaine Mayberry, G (AP, CN, PW), Bobby Taylor, CB (AP, PW), Tra Thomas, T (AP, SN, UW), Troy Vincent, CB (AP, CN)
2004	David Akers, K (AP, PW), Brian Dawkins, FS (AP, CN, SN, PW, FD), Michael Lewis, SS (FD, PW), Terrell Owens, WR (AP, CN, SN, FD, PW), Ike Reese, ST/LB (PW), Lito Sheppard, CB (AP, CN, FD, PW), Tra Thomas, T (PW)
2006	Shawn Andrews, G (AP, SN, UW), Brian Dawkins, FS (AP, UW)
2007	Brian Westbrook, RB (AP, UW, PW)
2008	Quintin Mikell, SS (AP)
2009	David Akers, K (AP, SN), Trent Cole, DE (AP), DeSean Jackson, PR (AP, SN, PW), Asante Samuel, CB (AP), Leonard Weaver, FB (AP)
2010	David Akers, K (AP, SN), Quintin Mikell, SS (AP), Jason Peters, T (AP), Asante Samuel, CB (PW, SN)
2011	Jason Babin, DE (AP, SN), LeSean McCoy, RB (AP, SN, PW), Jason Peters, T (AP, SN, PW)
2013	Evan Mathis, G (AP, PFWA), LeSean McCoy, RB (AP, PFWA), Jason Peters, T (AP)
2014	Connor Barwin, LB (AP), Fletcher Cox, DE (AP), Jason Peters, T (AP), Darren Sproles, KR (AP, PFWA)
2015	Fletcher Cox, DE (AP), Darren Sproles, KR (PFWA, SN)
2016	Brandon Graham, DE (AP)
2017	Fletcher Cox, DT (AP, PFWA, SN), Lane Johnson, T (AP, PFWA), Jason Kelce, C (AP, PFWA), Carson Wentz, QB (AP)
2018	Fletcher Cox, DT (AP, PFWA, SN), Zach Ertz, TE (SN), Jason Kelce, C (AP, PFWA, SN)
2019	Jason Kelce, C (AP, SN, PFWA)

AP - Associated Press, **CBS** - CBS Radio, **CN** - Chicago Daily News, **EY** - Collier's Eye and The Baseball World Magazine, **FD** - Football Digest, **FW** - Professional Football Writers of America, **GB** - Green Bay Press-Gazette, **HA** - Chicago Herald-American, **HF** - Pro Football Hall of Fame, **IN** - International News Service, **KC** - Kansas City 101 Awards, **MX** - Maxwell Club of Philadelphia, **NE** - Newspaper Enterprise Association, **NY** - New York Daily News, **OF** - Official NFL Team, **PF** - Pro Football Illustrated, **PW** - Pro Football Weekly (1992-2012, choices combined with Pro Football Writers of America), **PFWA** - Pro Football Writers of America, **SN** - Sporting News, **UP** - United Press and United Press International, **CN** - College and Pro Football Weekly, **UW** - USA Today Sports Weekly

PRO BOWL SELECTIONS



PRO BOWL SELECTIONS

1951	G Walt Barnes, LB Chuck Bednarik, E John Green, E Pete Pihos, T Al Wistert
1952	LB Chuck Bednarik, DB Russ Craft, T Mike Jarmoluk, E Pete Pihos
1953	LB Chuck Bednarik, DB Russ Craft, T Frank Kilroy, E Pete Pihos
1954	LB Chuck Bednarik, C Ken Farragut, T Frank Kilroy, E Pete Pihos, T Lum Snyder, QB Bobby Thomason
1955	LB Chuck Bednarik, QB Adrian Burk, T Frank Kilroy, E Pete Pihos, LB Wayne Robinson, T Lum Snyder, E Norman Willey
1956	QB Adrian Burk, E Pete Pihos, LB Wayne Robinson, QB Bobby Thomason, T Jim Weatherall, E Norman Willey
1957	LB Chuck Bednarik, T Buck Lansford, QB Bobby Thomason, T Jim Weatherall
1958	FB Bill Barnes, LB Chuck Bednarik, S Jerry Norton, E Tom Scott
1959	FB Bill Barnes, WR Tommy McDonald, S Jerry Norton, E Pete Retzlaff, E Tom Scott, QB Norman Van Brocklin
1960	FB Bill Barnes, CB Tom Brookshier, T Marion Campbell, WR Tommy McDonald, T Jess Richardson, QB Norman Van Brocklin
1961	LB Maxie Baughan, LB Chuck Bednarik, CB Tom Brookshier, T Marion Campbell, WR Tommy McDonald, E Pete Retzlaff, QB Norman Van Brocklin, E/K Bobby Walston
1962	LB Maxie Baughan, HB Ted Dean, QB Sonny Jurgensen (DNP/INJ), WR Tommy McDonald, T J. D. Smith (DNP/INJ), E/K Bobby Walston
1963	HB Tim Brown, WR Tommy McDonald
1964	LB Maxie Baughan, HB Tim Brown, E Pete Retzlaff
1965	K Sam Baker, LB Maxie Baughan, DB Irv Cross, DT Floyd Peters, E Pete Retzlaff, C Jim Ringo
1966	LB Maxie Baughan, T Bob Brown, HB Tim Brown, DB Irv Cross, E Pete Retzlaff, C Jim Ringo, QB Norman Snead
1967	T Bob Brown, DT Floyd Peters
1968	DT Floyd Peters, C Jim Ringo
1969	K Sam Baker, T Bob Brown, RB Tom Woodeshick
1970	WR Harold Jackson, LB Dave Lloyd, LB Tim Rossovich
1972	FS Bill Bradley
1973	FS Bill Bradley, WR Harold Jackson
1974	FS Bill Bradley, WR Harold Carmichael, QB Roman Gabriel, TE Charle Young
1975	LB Bill Bergey, TE Charle Young
1976	QB Mike Boryla, TE Charle Young
1977	LB Bill Bergey
1978	LB Bill Bergey
1979	LB Bill Bergey, WR Harold Carmichael, RB Wilbert Montgomery, T Stan Walters
1980	WR Harold Carmichael, KR Wally Henry, NT Charlie Johnson, S Randy Logan, RB Wilbert Montgomery, T Jerry Sisemore, T Stan Walters
1981	WR Harold Carmichael, QB Ron Jaworski, NT Charlie Johnson, S Randy Logan
1982	NT Charlie Johnson, LB Frank LeMaster, LB Jerry Robinson, T Jerry Sisemore, CB Roynell Young
1983	DE Dennis Harrison
1984	WR Mike Quick
1985	WR Mike Quick
1986	FS Wes Hopkins, WR Mike Quick
1987	WR Mike Quick, DE Reggie White
1988	WR Mike Quick, DE Reggie White
1989	QB Randall Cunningham, TE Keith Jackson, DE Reggie White
1990	CB Eric Allen, QB Randall Cunningham, TE Keith Jackson, DE Reggie White

1991	DT Jerome Brown, QB Randall Cunningham, TE Keith Jackson, DE Reggie White
1992	CB Eric Allen, DT Jerome Brown, LB Seth Joyner, DE Clyde Simmons, DE Reggie White
1993	CB Eric Allen, WR Fred Barnett, DE Clyde Simmons, DE Reggie White
1994	CB Eric Allen, LB Seth Joyner
1995	CB Eric Allen, DE William Fuller
1996	DE William Fuller, LB William Thomas, RB Ricky Watters
1997	WR Irving Fryar, DE William Fuller, LB William Thomas, RB Ricky Watters
1998	WR Irving Fryar
2000	FS Brian Dawkins, CB Troy Vincent
2001	DE Hugh Douglas, TE Chad Lewis, QB Donovan McNabb, LB Jeremiah Trotter, CB Troy Vincent
2002	K David Akers, FS Brian Dawkins, DE Hugh Douglas, TE Chad Lewis, QB Donovan McNabb, T Tra Thomas, LB Jeremiah Trotter, CB Troy Vincent (DNP/INJ)
2003	K David Akers, FS Brian Dawkins, DE Hugh Douglas, TE Chad Lewis, G Jermaine Mayberry, QB Donovan McNabb, T Jon Runyan, CB Bobby Taylor, T Tra Thomas, CB Troy Vincent
2004	QB Donovan McNabb (DNP/INJ), DT Corey Simon, CB Troy Vincent
2005	K David Akers, FS Brian Dawkins, SS Michael Lewis, QB Donovan McNabb, WR Terrell Owens (DNP/INJ), ST/LB Ike Reese, CB Lito Sheppard, T Tra Thomas (DNP/INJ), LB Jeremiah Trotter, RB Brian Westbrook
2006	LS Mike Bartrum, FS Brian Dawkins, LB Jeremiah Trotter
2007	RG Shawn Andrews (DNP/INJ), FS Brian Dawkins (DNP), CB Lito Sheppard (DNP/INJ)
2008	RG Shawn Andrews, DE Trent Cole, RB Brian Westbrook
2009	FS Brian Dawkins, CB Asante Samuel (DNP)
2010	K David Akers, DE Trent Cole, LS Jon Dorenbos, WR/KR DeSean Jackson, QB Donovan McNabb, S Quintin Mikell, T Jason Peters, CB Asante Samuel, FB Leonard Weaver (note: Jackson was selected as both a WR and PR)
2011	K David Akers, WR DeSean Jackson (DNP/INJ), T Jason Peters (DNP/INJ), CB Asante Samuel (DNP/INJ), QB Michael Vick
2012	DE Jason Babin, RB LeSean McCoy, T Jason Peters
2014	QB Nick Foles, WR DeSean Jackson, G Evan Mathis, RB LeSean McCoy, T Jason Peters (DNP/INJ)
2015	LB Connor Barwin, LS Jon Dorenbos, C Jason Kelce, WR Jeremy Maclin (DNP), G Evan Mathis, RB LeSean McCoy (DNP), K Cody Parkey, T Jason Peters (DNP), RS Darren Sproles
2016	DE Fletcher Cox, S Malcolm Jenkins, T Jason Peters (DNP), RS Darren Sproles
2017	DT Fletcher Cox, C Jason Kelce, T Jason Peters (DNP), RB Darren Sproles
2018	G Brandon Brooks, DT Fletcher Cox, TE Zach Ertz, S Malcolm Jenkins, T Lane Johnson, QB Carson Wentz (All DNP due to Super Bowl LII)
2019	G Brandon Brooks (DNP), DT Fletcher Cox (DNP), TE Zach Ertz (DNP), S Malcolm Jenkins, T Lane Johnson
2020	G Brandon Brooks, DT Fletcher Cox, TE Zach Ertz, C Jason Kelce, LS Rick Lovato, T Lane Johnson

PRO BOWL GAME MVPs

1954	LB Chuck Bednarik
1967	DT Floyd Peters (Lineman of the Game)
1987	DE Reggie White
1989	QB Randall Cunningham
2014	QB Nick Foles

PRO BOWL SELECTIONS



MOST PRO BOWL SELECTIONS

Rk	Player	Total	Seasons
1.	Chuck Bednarik (LB)	8	1951-55, '57-58, '61
2t.	Jason Peters (T)	7	2010-12, '14-17
	Brian Dawkins (FS)	7	2000, '02-03, '05-07, '09
	Reggie White (DE)	7	1987-93
5t.	Donovan McNabb (QB)	6	2001-05, '10
	Pete Pihos (E)	6	1951-56
7t.	Fletcher Cox (DT)	5	2016-20
	David Akers (K)	5	2002-03, '05, '10-11
	Troy Vincent (CB)	5	2000-04
	Eric Allen (CB)	5	1990, '92-95
	Mike Quick (WR)	5	1984-88
	Maxie Baughan (LB)	5	1961-62, '64-66
	Pete Retzlaff (TE)	5	1959, '61, '64-66
	Tommy McDonald (FL)	5	1959-63
15t.	Jeremiah Trotter (LB)	4	2001-02, '05-06
	Harold Carmichael (WR)	4	1974, '79-81
	Bill Bergey (LB)	4	1975, '77-79

MOST CONSECUTIVE PRO BOWLS

Rk	Player	Total	Seasons
1.	Reggie White (DE)	7	1987-93
2.	Pete Pihos (E)	6	1951-56
3t.	Fletcher Cox (DT)	5	2016-20
	Donovan McNabb (QB)	5	2001-05
	Tory Vincent	5	2000-04
	Mike Quick (WR)	5	1984-88
	Tommy McDonald (FL)	5	1959-63
	Chuck Bednarik (C/LB)	5	1951-55
9t.	Jason Peters (T)	4	2014-17
	Eric Allen (CB)	4	1992-95

MOST PRO BOWL SELECTIONS BY POSITION

QUARTERBACK

Rk	Player	Total
1.	Donovan McNabb.....	6
2t.	Randall Cunningham.....	3
	Norm Van Brocklin.....	3
	Bobby Thomason.....	3

RUNNING BACK

Rk	Player	Total
1t.	LeSean McCoy.....	3
	Timmy Brown.....	3
	Bill Barnes.....	3
4t.	Several players tied.....	2

FULLBACK

Rk	Player	Total
1.	Bill Barnes.....	3
2.	Leonard Weaver.....	1

WIDE RECEIVER

Rk	Player	Total
1.	Pete Pihos.....	6
2t.	Mike Quick.....	5
	Pete Retzlaff.....	5
	Tommy McDonald.....	5
5.	Harold Carmichael.....	4

TIGHT END

Rk	Player	Total
1t.	Zach Ertz.....	3
	Chad Lewis.....	3
	Keith Jackson.....	3
	Charle Young.....	3

OFFENSIVE TACKLE

Rk	Player	Total
1.	Jason Peters.....	7
2t.	Lane Johnson.....	3
	Tra Thomas.....	3
	Bob Brown.....	3
	Frank "Bucko" Kilroy.....	3

GUARD

Rk	Player	Total
1.	Brandon Brooks.....	3
2t.	Evan Mathis.....	2
	Shawn Andrews.....	2

CENTER

Rk	Player	Total
1t.	Jason Kelce.....	3
	Jim Ringo.....	3

DEFENSIVE END

Rk	Player	Total
1.	Reggie White.....	7
2t.	Hugh Douglas.....	3
	William Fuller.....	3
4t.	Several players tied.....	2

DEFENSIVE TACKLE

Rk	Player	Total
1.	Fletcher Cox.....	5
2t.	Charlie Johnson.....	3
	Floyd Petres.....	3
4.	Jerome Brown.....	2

LINEBACKER

Rk	Player	Total
1.	Chuck Bednarik.....	8
2.	Maxie Baughan.....	5
3t.	Jeremiah Trotter.....	4
	Bill Bergey.....	4
5.	Several players tied.....	2

CORNERBACK

Rk	Player	Total
1t.	Troy Vincent.....	5
	Eric Allen.....	5
3.	Asante Samuel.....	3
4t.	Several players tied.....	2

SAFETY

Rk	Player	Total
1.	Brian Dawkins.....	7
2t.	Malcolm Jenkins.....	3
	Bill Bradley.....	3
4t.	Several players tied.....	2

KICKER/PUNTER

Rk	Player	Total
1.	David Akers.....	5
2t.	Sam Baker.....	2
	Bobby Walston.....	2

SPECIAL TEAMS

Rk	Player	Total
1t.	Darren Sproles (RS).....	2
	Jon Dorenbos (LS).....	2
3t.	Several players tied.....	1

WEEKLY & MONTHLY HONORS



1984

Ken Clarke Defensive POW 10/14 vs. Ind.

1985

Wes Hopkins Defensive POW 9/22 at Wash.
Ron Jaworski Offensive POW 10/20 vs. Dal.

1986

Garry Cobb Defensive POW 10/05 at Atl.
Andre Waters Defensive POW 11/30 at LA Raid.
Reggie White Defensive POW 12/14 at Dal.

1987

Clyde Simmons Defensive POW 11/1 at StL.
Randall Cunningham Offensive POW 11/8 vs. Wash.

1988

Clyde Simmons Defensive POW 10/2 vs. Hou.
Randall Cunningham Offensive POW 10/10 vs. NYG
Jerome Brown Defensive POW 11/6 vs. Rams
Reggie White Defensive POW 12/18 at Dal.
Randall Cunningham Offensive POM Nov.
Reggie White Defensive POM Dec.

1989

Randall Cunningham Offensive POW 9/17 at Wash.
Jerome Brown Defensive POW 10/15 at Phx.

1990

Randall Cunningham Offensive POW 12/16 vs. GB
Randall Cunningham Offensive POM Nov.

1991

Reggie White Defensive POW 9/01 at GB
Jim McMahon Offensive POW 9/01 at GB
Clyde Simmons Defensive POW 9/15 at Dal.
Seth Joyner Defensive POW 12/2 at Hou.

1992

Herschel Walker Offensive POW 10/5 vs. Dal.
Seth Joyner Defensive POW 10/25 vs. Phx.
Seth Joyner Defensive POW 12/20 vs. Wash.
Randall Cunningham Offensive POM Sept.

1993

Calvin Williams Offensive POW 9/19 vs. Wash.
Eric Allen Defensive POW 10/3 at NYJ
Eric Allen Defensive POW 1/3/94 at SF
Randall Cunningham Offensive POM Sept.

1994

Charlie Garner Offensive POW 10/2 at SF

1995

Gary Anderson Special Teams POW 10/1 at NO
Andy Harmon Defensive POW 10/8 vs. Wash.
Mike Mamula Defensive POW 11/19 vs. NYG
Bobby Taylor Defensive POW 12/10 vs. Dal.
William Thomas Defensive POW 12/17 vs. Arz.
William Fuller Defensive POM Dec.

1996

Ricky Waters Offensive POW 9/15 vs. Det.
Derrick Witherspoon Special Teams POW 9/22 at Atl.
William Thomas Defensive POW 10/13 at NYG
Irving Fryar Offensive POW 10/20 vs. Mia.
Ray Farmer Defensive POW 10/13 vs. NYG
William Fuller Defensive POW 12/22 vs. Arz.
William Fuller Defensive POM Dec.

1997

Ricky Watters Offensive POW 10/5 vs. Wash.
Rhett Hall Defensive POW 10/26 vs. Dal.
Bobby Hoying Offensive POW 11/30 vs. Cin.

1998

Hugh Douglas Defensive POM Oct.

1999

Allen Rossum Special Teams POW 11/14 vs. Wash.
Mike Mamula Defensive POW 12/19 vs. NE

2000

Duce Staley Offensive POW 9/3 at Dal.
Brian Mitchell Special Teams POW 9/24 at NO
Brian Mitchell Prime Time Award 10/1 vs. Atl.
David Akers Special Teams POW 10/15 at Arz.
David Akers Special Teams POW 11/12 at Pit.
Donovan McNabb Offensive POW 11/26 at Wash.
Donovan McNabb Offensive POW 12/10 at Cle.
Hugh Douglas Defensive POW 12/31 TB
(NFC Wild Card game)
Hugh Douglas Defensive POM Sept.
David Akers Special Teams POM Nov.
Corey Simon Defensive ROM Nov.
Jeremiah Trotter Defensive POM Dec.

2001

Sean Landeta Special Teams POW 9/23 at Sea.
David Akers Special Teams POW 9/30 vs. Dal.
Brian Mitchell Special Teams POW 11/4 at Arz.
Sean Landeta Special Teams POW 12/9 vs. SD
Damon Moore Defensive POW 1/12/02 vs. TB
(NFC Wild Card game)
Donovan McNabb Offensive POW 1/19/02 at Chi.
(NFC Divisional Playoff game)

2002

Donovan McNabb Offensive POW 9/22 vs. Dal.
Brian Dawkins Defensive POW 9/29 vs. Hou.
Brian Mitchell Special Teams POW 11/25 at SF
N.D. Kalu Defensive POW 12/1 vs. StL
Bobby Taylor Defensive POW 1/11/03 vs. Atl.
(NFC Divisional Playoff game)
Donovan McNabb Offensive POM Sept.

2003

David Akers Special Teams POW 9/28 at Buf.
Brian Westbrook Special Teams POW 10/19 at NYG
Donovan McNabb Offensive POW 11/16 vs. NYG
David Akers Special Teams POW 11/30 at Car.
Donovan McNabb Offensive POW 1/11/04 vs. GB
(NFC Divisional Playoff game)

WEEKLY & MONTHLY HONORS



Mark Simoneau	Defensive POM	Oct.	
Donovan McNabb	Offensive POM	Nov.	

2004

David Akers	Special Teams POW	10/3	at Chi.
Lito Sheppard	Defensive POW	10/17	vs. Car.
Jevon Kearse	Special Teams POW	11/28	at NYG
Donovan McNabb	Offensive POW	12/5	vs. GB
Sheldon Brown	Defensive POW	12/19	vs. Dal.
Donovan McNabb	Offensive POW	1/16/05	vs. Min.

(NFC Divisional Playoff game)

Derrick Burgess	Defensive POW	1/23/05	vs. Atl.
-----------------	---------------	---------	----------

(NFC Championship game)

Donovan McNabb	Offensive POM	Sept.	
Lito Sheppard	Defensive POM	Oct.	

2005

Jeremiah Trotter	Defensive POW	10/23	vs. SD
David Akers	Special Teams POW	11/27	vs. GB
Donovan McNabb	Offensive POM	Sept.	
Trent Cole	Defensive ROM	Nov.	

2006

Lito Sheppard	Defensive POW	10/8	vs. Dal.
Brian Dawkins	Defensive POW	12/17	at NYG
Brian Dawkins	Defensive POM	Dec.	

2007

Brian Westbrook	Offensive POW	9/23	vs. Det.
Trent Cole	Defensive POW	10/28	at Min.
Lito Sheppard	Defensive POW	12/16	at Dal.
David Akers	Special Teams POM	Oct.	

2008

Brian Dawkins	Defensive POW	9/21	vs. Pit.
Brian Westbrook	Offensive POW	11/27	vs. Arz.
Chris Clemons	Defensive POW	12/28	vs. Dal.
Sav Rocca	Special Teams POM	Sept.	
Brian Dawkins	Defensive POM	Dec.	

2009

DeSean Jackson	Special Teams POW	9/13	at Car.
Kevin Kolb	Offensive POW	9/27	vs. KC
DeSean Jackson	Offensive POW	10/26	at Wash
DeSean Jackson	Special Teams POW	12/13	at NYG
DeSean Jackson	Special Teams POM	Sept.	
David Akers	Special Teams POM	Nov.	
DeSean Jackson	Special Teams POM	Dec.	

2010

Kevin Kolb	Offensive POW	10/17	vs. Atl.
Michael Vick	Offensive POW	11/7	vs. Ind.
Michael Vick	Offensive POW	11/15	at Was.
DeSean Jackson	Offensive POW	12/12	at Dal.
Michael Vick	Offensive POW	12/19	at NYG
Michael Vick	Offensive POM	Sept.	
Nate Allen	Defensive ROM	Sept.	
David Akers	Special Teams POM	Nov.	

2011

Kurt Coleman	Defensive POW	10/16	at Was.
LeSean McCoy	Offensive POW	10/30	vs. Dal.

2013

DeSean Jackson	Offensive POW	10/6	at NYG
Nick Foles	Offensive POW	10/13	at TB
Nick Foles	Offensive POW	11/3	at Oak
Donnie Jones	Special Teams POW	11/17	vs. Was.
Donnie Jones	Special Teams POW	12/1	vs. Arz.
LeSean McCoy	Offensive POW	12/22	vs. Chi.
Nick Foles	Offensive POM	Nov.	
LeSean McCoy	Offensive POM	Dec.	

2014

Darren Sproles	Offensive POW	9/15	at Ind.
Darren Sproles	Special Teams POW	9/28	at SF
Jeremy Maclin	Offensive POW	11/2	at Hou.
Darren Sproles	Special Teams POW	11/10	vs. Car.
Josh Huff	Special Teams POW	11/23	vs. Ten.
Connor Barwin	Defensive POM	Nov.	

2015

Darren Sproles	Special Teams POW	9/27	at NYJ
Fletcher Cox	Defensive POW	10/11	vs. NO
Malcolm Jenkins	Defensive POW	12/6	at NE

2016

Carson Wentz	Offensive POW	9/25	vs. Pit.
Carson Wentz	Offensive ROM	Sept.	
Fletcher Cox	Defensive POM	Sept.	
Josh Huff	Special Teams POW	10/23	vs. Min.
Malcolm Jenkins	Defensive POW	12/22	vs. NYG

2017

Jake Elliott	Special Teams POW	9/24	vs. NYG
Kenjon Barner	Special Teams POW	10/8	vs. Ari.
Carson Wentz	Offensive POW	10/23	vs. Was.
Jalen Mills	Defensive POW	10/29	vs. SF
Carson Wentz	Offensive POM	Oct.	

2018

Nick Foles	Offensive POW	12/23	vs. Hou.
Fletcher Cox	Defensive POW	12/30	at Was.

2019

Boston Scott	Offensive POW	12/29	at NYG
--------------	---------------	-------	--------

ED BLOCK COURAGE AWARD

2019 - Brandon Brooks, **2018** - Carson Wentz, **2017** - Joe Walker, **2016** - Nolan Carroll, **2015** - Fletcher Cox, **2014** - Jeremy Maclin, **2013** - Jason Kelce, **2012** - Colt Anderson, **2011** - Mike Patterson, **2010** - Jason Avant, **2009** - Michael Vick, **2008** - Jon Dorenbos, **2007** - Montae Reagor, **2006** - Jerome McDougle, **2005** - Chad Lewis, **2004** - Derrick Burgess, **2003** - Correll Buckhalter, **2002** - Shawn Barber, **2001** - Duce Staley and Tommy Brasher, **2000** - Cecil Martin, **1999** - Mike Mamula, **1998** - Bobby Taylor, **1997** - Rhett Hall, **1996** - Kevin Turner, **1995** - Charlie Garner, **1994** - Fred Barnett, **1993** - Andre Waters, **1992** - Jerome Brown, **1991** - David Alexander, **1990** - Ron Solt, **1989** - Mike Quick, **1988** - Wes Hopkins, **1987** - Gerry Feehery, **1986** - Jody Schultz, **1985** - Ron Jaworski, **1984** - John Spagnola

The Ed Block Courage Award honors those NFL players who exemplify commitment to the principles of sportsmanship and courage

RETIRED NUMBERS



5 | DONOVAN McNABB

Selected by the Eagles with the second-overall pick of the 1999 NFL Draft, McNabb served as the field general during one of the most successful eras of Eagles football, leading the team to five NFC East division championships, five NFC Championship games and an appearance in Super Bowl XXXIX. The winningest quarterback in team history, McNabb finished his career as the franchise's all-time leader in pass attempts (4,746), completions (2,801), yards (32,873) and touchdowns (216).

15 | STEVE VAN BUREN

The Eagles first round draft choice (5th overall) out of LSU in 1944, Van Buren signed his first contract (\$4,000) with a team that had never finished above 4th place. Three straight division titles and back-to-back NFL Championships (1948 & 1949) cemented his place as one of the most talented backs ever.

20 | BRIAN DAWKINS

An eight-time Pro Bowler, Dawkins was the unquestioned leader of the Eagles defense for 13 seasons and finished his Eagles career in 2008 as the franchise's all-time leader in games played (183) and interceptions (34). A second round pick out of Clemson in 1996, Dawkins was recognized as a member of the NFL's All-Decade Team of the 2000s, was voted the starting safety on the Eagles 75th Anniversary Team by the fans and was a five-time All-Pro selection.

40 | TOM BROOKSHIER

Originally a 10th-round pick from Colorado, Brookshier made an immediate impact with 8 interceptions in his rookie season of 1953. Then, after a two-year stint in the Air Force, the defensive back returned to the Eagles and twice earned all-pro honors - first in 1959, and again in 1960 as a member of the NFL championship team. In all he spent seven seasons with the Eagles and collected 20 interceptions.

44 | PETE RETZLAFF

Acquired off waivers from Detroit in 1956, Retzlaff converted from full-back to tight end and went on to earn Pro Bowl honors 5 times. He finished his career as the club's all-time leader in receptions (452) and yards (7,412). A 22nd round draft pick of the Lions in 1953, he scored 47 TDs in his career. Instrumental in founding the NFL Player's Association, he served as the Eagles general manager from 1969-72.

60 | CHUCK BEDNARIK

Bednarik played in 253 games during his illustrious 14-year career and also played in a team record 8 Pro Bowls. Although the Eagles won the NFL championship in 1949, his rookie year, his star shined brightest in 1960 when he played every minute at both center and linebacker during the NFL Championship victory over Green Bay.

70 | AL WISTERT

During his nine-year career in Philadelphia, Wistert played in 95 games and earned NFL All Pro honors an amazing eight times as a dominant force on the Eagles offensive line. Wistert was a member of the Eagles back-to-back NFL championship teams in 1948-49 and played in the first-ever Pro Bowl in 1951.

92 | REGGIE WHITE

White is the club's all-time leader in sacks with 124 in just 121 games, including a team-record 21 in 1987. White earned seven Pro Bowl appearances during his eight-year stint with the Eagles and earned NFL Defensive Player of the Year honors in 1987 and 1991. He was named to the NFL's All-Decade Teams of the 1980 and 1990s, the 75th Anniversary Team, and was voted first-team All-Pro 10 times in his 15-year career.

99 | JEROME BROWN

A 1st round draft pick out of Miami in 1987, Brown will be remembered as a key figure on the Eagles legendary 1991 defense. A two-time Pro Bowl selection, Brown's life was cut short at the age of 27 in a tragic auto accident on June 25, 1992, in his hometown of Brooksville, FL.



EAGLES HALL OF FAME




DAVID AKERS

KICKER

Eagles Career: 1999-2010

Eagles Hall of Fame Inductee: 2017

Recognized as the greatest kicker in franchise history, Akers earned five Pro Bowl nods as an Eagle and established regular-season and postseason team records in points (1,323; 134) and field goals made (294; 31). During his time in Philadelphia, Akers ranked 2nd in the NFL in points and field goals made. His recognition as one of the league's best kickers earned him a spot on the NFL's All-Decade Team of the 2000s.




ERIC ALLEN

CORNERBACK

Eagles Career: 1988-94

Eagles Hall of Fame Inductee: 2011

A second-round draft choice of the Eagles in 1988, Allen played seven seasons in Philadelphia, earning five Pro Bowl and three All-Pro selections. He is tied for the Eagles all-time record with 34 interceptions. Allen also holds the team mark with five interception return touchdowns, including an NFL record four in 1993. A native of San Diego, CA (born 11/22/65), Allen played collegiately at Arizona State. He went on to play for the New Orleans and Oakland. He finished his career with 54 interceptions and nine total touchdowns.




MAXIE BAUGHAN

LINEBACKER

Eagles Career: 1960-65

Eagles Hall of Fame Inductee: 2015

The 20th overall selection in the 1960 NFL Draft, Baughan spent his first six seasons in Philadelphia, earning five Pro Bowl nods during that span. As a rookie, he played a key role on the 1960 NFL Championship team, starting in every game and achieving All-Pro and Pro Bowl honors. Baughan was a nine-time Pro Bowler and a four-time All-Pro selection, totaling 18 interceptions and 10 fumble recoveries during his 12-year career with the Eagles, Rams and Washington. He was born on August 3, 1938 in Forkland, AL.



CHUCK BEDNARIK

CENTER/LINEBACKER

Eagles Career: 1949-62

Eagles Hall of Fame Inductee: 1987

Pro Football Hall of Fame Inductee: 1967

"Concrete Charley" played in 253 games during his illustrious 14-year career. He also played in a team record 8 Pro Bowls. Although the Eagles won the NFL championship in 1949, his rookie year, his star shined brightest in 1960 when he played every minute at both center and linebacker during the NFL Championship victory over Green Bay. Born May 1, 1925, in Bethlehem, PA, he was an All-America selection at Pennsylvania in 1948 before being selected with the first overall draft choice by the Eagles in 1949.



BERT BELL


OWNER

Eagles Career: 1933-40

Eagles Hall of Fame Inductee: 1987

Pro Football Hall of Fame Inductee: 1963

As the first owner of the Eagles (1933-40), co-owner of the Steelers (1941-46), and NFL commissioner (1946-59), Bell instituted the college draft and implemented TV policies, including the home game blackouts. In 1933, he moved the Frankford Yellowjackets to Philadelphia and renamed them the Eagles. In 1946, he moved the NFL office from Chicago to Bala Cynwyd, PA. Bell played and coached at Pennsylvania and led the Quakers to the Rose Bowl in 1916. A founder of the Maxwell Football Club, Bell was born February 25, 1895, in Philadelphia.



BILL BERGEY

MIDDLE LINEBACKER

Eagles Career: 1974-80

Eagles Hall of Fame Inductee: 1988

After coming to the Eagles in a 1974 trade with Cincinnati (in exchange for Philadelphia's first round picks in 1977 & '78 as well as a second round pick in '78), Bergey recorded nearly 1,200 tackles in seven seasons as an Eagle. He was a key factor in the Eagles rise to the 1980 NFC Championship and a berth in Super Bowl XV. His play also earned him Eagles MVP status 3 times and trips to the Pro Bowl on 4 occasions. He was born February 9, 1945 in South Dayton, NY.




BILL BRADLEY

FREE SAFETY

Eagles Career: 1969-76

Eagles Hall of Fame Inductee: 1993

Bradley played 8 years (1969-76) with the Eagles as a defensive back, punter, and returner. A three-time Pro Bowler, he is tied for the team's all-time lead in interceptions (34) and became the first player in NFL history to lead the league in that category in consecutive seasons (1971 & 1972). A 3rd round draft choice from Texas in 1969, he also handled the punting duties for six of his eight years with the Eagles. He was born January 24, 1947 in Palestine, TX.




TOM BROOKSHIER

DEFENSIVE BACK

Eagles Career: 1953, 1956-61

Eagles Hall of Fame Inductee: 1989

Originally a 10th-round pick from Colorado, Brookshier made an immediate impact with 8 interceptions in his rookie season of 1953. Then, after a two-year stint in the Air Force, the defensive back returned to the Eagles and twice earned all-pro honors - first in 1959, and again in 1960 as a member of the NFL championship team. In all he spent seven seasons with the Eagles and collected 20 interceptions. Upon retiring as a player, he entered the broadcast booth on CBS's telecasts of NFL games.




BOB BROWN

TACKLE

Eagles Career: 1964-68
Eagles Hall of Fame Inductee: 2004
Pro Football Hall of Fame Inductee: 2004

A first round draft pick out of Nebraska in 1964 (2nd overall), Brown went on to earn an impressive five All-Pro selections and three Pro Bowl berths during his five-year tenure in Philadelphia. During his 10-year NFL career with the Eagles, Rams and Raiders, Brown earned All-NFL honors seven times, NFL/NFC offensive lineman of the year three times, and six Pro Bowl selections – three with Eagles, two with Rams, and one with Raiders. Brown was named to the NFL's All-Decade team of the 1960's. He was born December 8, 1941, in Cleveland, OH.




JEROME BROWN

DEFENSIVE TACKLE

Eagles Career: 1987-91
Eagles Hall of Fame Inductee: 1996

A two-time Pro Bowl selection, Brown's life was cut short at the age of 27 in a tragic auto accident on June 25, 1992, in his hometown of Brooksville, FL. A 1st round draft pick out of Miami in 1987, Brown will be remembered as a key figure on the Eagles legendary 1991 defense - a unit that led the NFL in terms of fewest yards allowed overall, against the run, and vs. the pass. He capped that season by joining linemates Reggie White and Clyde Simmons as starters in the Pro Bowl. Brown was born February 4, 1965.



TIMMY BROWN

RUNNING BACK

Eagles Career: 1960-67
Eagles Hall of Fame Inductee: 1990

Brown holds the club record for longest kickoff return with a 105 yarder in 1961. He also shares the NFL record for kickoff returns for TDs in a game with two vs. Dallas in 1966. A 27th round draft pick of Green Bay in 1959, Brown was signed by the Eagles as a free agent in 1960 and finished his Eagles career in 1967 as the 3rd leading rusher in club history in yards (3,703) and touchdowns (29). Brown was born May 24, 1937 in Knightstown, IN.



LEO CARLIN

EXECUTIVE

Eagles Career: 1960-2015
Eagles Hall of Fame Inductee: 2012

A pioneer in the sports ticketing industry and nominated for the Pro Football Hall of Fame in 2007, Carlin served as a member of the club for more than five decades. He originally joined the Eagles as a part-time ticket office employee in the 1960 NFL Championship season before joining the front office full-time in 1964. Carlin helped oversee the Eagles' moves from Franklin Field to Veterans Stadium to Lincoln Financial Field, and also helped the Eagles become the first NFL team to merge ticketing with computer data processing. A graduate of St Joseph's Prep and St. Joseph's University, he is a veteran of the United States Marine Corps. Born in Atlantic City, NJ, on September 16, 1937, Carlin and his wife, Kay, have seven children



HAROLD CARMICHAEL

WIDE RECEIVER

Eagles Career: 1971-83
Eagles Hall of Fame Inductee: 1987
Pro Football Hall of Fame Inductee: 2020

A four-time Pro Bowler, the 6-8 Carmichael was not only one of the tallest receivers ever to play the game, he was one of the best. A 7th round pick out of Southern in 1971, he played 13 seasons with the Eagles before finishing his career with Dallas in 1984. He finished his career ranked sixth on the NFL's all-time reception list with 590 and remains the Eagles career leader in terms of receptions (589), yards (8,978) and touchdowns (79). He was born on Sept. 22, 1949 in Jacksonville, FL, where he attended Raines HS.




RANDALL CUNNINGHAM

QUARTERBACK

Eagles Career: 1985-95
Eagles Hall of Fame Inductee: 2009

Dubbed the "Ultimate Weapon" by Sports Illustrated, Cunningham was one of the most electrifying players in NFL history. He made numerous highlight-film plays with both his arm and his feet during his 11-year career in Philadelphia. A 2nd round draft pick from UNLV in 1985, he earned two NFL All Pro honors as well as three Pro Bowl selections during his tenure in Philadelphia. Cunningham threw for 22,877 yards and 150 touchdowns while rushing for 4,482 yards and 22 scores in 122 games as an Eagle. He is still the NFL's all-time rushing leader as a quarterback with 4,928 yards. Cunningham finished his career with stints in Minnesota, Dallas and Baltimore. He was born on March 27, 1963 in Santa Barbara, CA.



OTHO DAVIS

HEAD TRAINER

Eagles Career: 1973-95
Eagles Hall of Fame Inductee: 1999

The Eagles head athletic trainer for 23 years, Davis was a five-time recipient of the National Athletic Trainers Association's "Professional Trainer of the Year" award. He also was a member of the Athletic Trainers Hall of Fame. From 1971-89, he was the executive director of the NATA, an organization whose national headquarters office building in Dallas is named in his honor. A native of Elgin, TX, Davis graduated from Lamar and earned his master's degree from Kent State. He died May, 2, 2000.



BILL HEWITT

END

Eagles Career: 1936-39, 1943
Eagles Hall of Fame Inductee: 1987
Pro Football Hall of Fame Inductee: 1971

Hewitt was the first player to be named All-NFL with two different teams - the Bears (1933, '34, '36) and Eagles (1937). Nicknamed "Stinky," Hewitt is known for pitching a lateral to Bill Karr for the touchdown that won the 1933 NFL Championship game for the Bears. He also was credited with inventing many trick plays. Hewitt, who played without a helmet until a rule change forced him to wear headgear, was born October 8, 1909, in Bay City, MI. He died in an automobile accident on January 14, 1947, at the age of 37.



BRIAN DAWKINS

SAFETY

Eagles Career: 1996-2008
Eagles Hall of Fame Inductee: 2012
Pro Football Hall of Fame Inductee: 2018

Nicknamed "Weapon X" for his ferocious and energetic style of play, Dawkins was the unquestioned leader of the Eagles defense for 13 seasons. An eight-time Pro Bowler, Dawkins finished his Eagles career in 2008 as the franchise's all-time leader in games played (183) and interceptions (34). A second round pick out of Clemson in 1996, Dawkins was recognized as a member of the NFL's All-Decade Team of the 2000s, was voted the starting safety on the Eagles 75th Anniversary Team by the fans and was a five-time All-Pro selection. A self-proclaimed "free-lance safety", he helped redefine the safety position, notching 26 sacks and 37 forced fumbles in his career, becoming one of five players in NFL history to record at least 30 interceptions and 20 sacks in a career. He was born on October 3, 1973 in Jacksonville, FL.



RON JAWORSKI

QUARTERBACK

Eagles Career: 1977-86
Eagles Hall of Fame Inductee: 1992

After coming to the Eagles in a 1977 trade with the LA Rams, Jaworski enjoyed a stellar 10-year career in Philadelphia. He set seven passing records, including career marks for completions (2,088), TDs (175), and yards (26,963). After leading the Eagles to the NFC title in 1980 and a berth in Super Bowl XV vs. the Raiders, the Youngstown State product earned a Pro Bowl selection and was named the NFL Player of the Year by UPI and the Maxwell Football Club. The durable Jaworski started 116 consecutive regular season games. Jaworski was born March 23, 1951 in Lackawanna, NY.



JIM GALLAGHER

EXECUTIVE

Eagles Career: 1949-95
Eagles Hall of Fame Inductee: 1995

An Eagles executive from 1949-95, Gallagher worked with 17 head coaches and for 12 owners, GMs, and team presidents. During that time, he saw the Eagles capture two NFL titles and one NFC crown. A graduate of Northeast Catholic HS and an Army veteran of the Korean War, he joined the Eagles in 1949 and was named personnel director in 1957. He went on to serve stints as director of public relations and director of sales and marketing before being named the club's director of alumni relations and traveling secretary in 1990. It was in that capacity that he served until retiring on August 1, 1995.




JIM JOHNSON

DEFENSIVE COORDINATOR

Eagles Career: 1999-2008
Eagles Hall of Fame Inductee: 2011

One of the most innovative and successful defensive masterminds in NFL history, Johnson served as the team's defensive coordinator from 1999 until his passing in 2009. His aggressive style kept Philadelphia at or near the top of the NFL in nearly every major defensive category during his tenure. During his 10-year stay in Philadelphia, the Eagles earned seven playoff berths, five trips to the NFC Championship game and one Super Bowl appearance (following the 2004 season). A native of Maywood, Illinois, Johnson (born 5/26/41) played quarterback at Missouri, and tight end for the Bills. He went on to coach at the collegiate and professional level for 42 years.



SETH JOYNER

LINEBACKER

Eagles Career: 1986-93
Eagles Hall of Fame Inductee: 2018

Seth Joyner, who was named NFL Defensive Player of the Year by *Sports Illustrated* in 1991, played linebacker for eight seasons in Philadelphia (1986-93), where he was a three-time All-Pro selection (1991-93) and two-time Pro Bowler (1991, 1993). Joyner is the only player in Eagles history to record at least 35 sacks and 15 INTs and is one of just two players in team history with 20 forced fumbles, joining Pro Football Hall of Fame inductee Brian Dawkins (32). Joyner was originally selected by the Eagles in the 8th round (208th overall) of the 1986 NFL Draft. In 120 games with the Eagles, he totaled 875 tackles, 37.0 sacks, 17 INTs, 21 FF, 8 FRs and 5 defensive TDs.



DONOVAN McNABB

QUARTERBACK

Eagles Career: 1999-2009
Eagles Hall of Fame Inductee: 2013

Selected by the Eagles with the second-overall pick of the 1999 NFL Draft, McNabb served as the field general during one of the most successful eras of Eagles football, leading the team to five NFC East division titles, five NFC Championship games and an appearance in Super Bowl XXXIX. The winningest quarterback in team history, McNabb finished his career as the franchise's all-time leader in pass attempts (4,746), completions (2,801), yards (32,873) and touchdowns (216). He also became one of just four players in NFL history to amass 30,000 passing yards, 200 TD passes, 3,000 rushing yards and 20 rushing touchdowns in his career. A six-time Pro Bowler, McNabb was selected as the starting quarterback on the Eagles 75th anniversary team in a vote by the fans.




SONNY JURGENSEN

QUARTERBACK

Eagles Career: 1957-63
Eagles Hall of Fame Inductee: 1987
Pro Football Hall of Fame Inductee: 1983

Despite spending the final 10 years of his career with Washington, Jurgensen is remembered as one of the best quarterbacks ever to wear an Eagles uniform. A 4th-round draft pick of the Eagles in 1957, Jurgensen backed up another Hall of Fame quarterback, Norm Van Brocklin, on the 1960 NFL Championship team. The following year the rifle-armed redhead took over as the starting signal caller and threw a then-club record 32 TD passes.



WILBERT MONTGOMERY

RUNNING BACK

Eagles Career: 1977-84
Eagles Hall of Fame Inductee: 1987

A 6th round pick out of Abilene Christian in 1977, Montgomery finished his Eagles career as the club's all-time rushing leader in terms of yards (6,538) and attempts (1,465). His 194-yard effort in the 1980 NFC Championship Game victory over Dallas, including a 42-yd. TD on the Eagles second offensive play from scrimmage, will never be forgotten. In all, Montgomery scored 58 career TDs as an Eagle. Montgomery played in the Pro Bowl following the 1978 and 1979 seasons. He was born September 16, 1954 in Greenville, MS.




OLLIE MATSON

HALFBACK

Eagles Career: 1964-66
Eagles Hall of Fame Inductee: 1987
Pro Football Hall of Fame Inductee: 1972

In his career with Chicago, Los Angeles, Detroit, and Philadelphia, Matson compiled some very impressive numbers – 12,844 combined net yards and 5,173 yards rushing. He was selected to five Pro Bowls and earned MVP honors for his effort in the 1956 Pro Bowl. Matson was traded to the Rams by the Chicago Cardinals for nine players in 1959. The speedy halfback was also a medal winner in track at the 1952 Olympics.



EARL "GREASY" NEALE

HEAD COACH

Eagles Career: 1941-50
Eagles Hall of Fame Inductee: 1987
Pro Football Hall of Fame Inductee: 1969

After coaching extensively on the collegiate level at Marietta, Washington and Jefferson (1922 Rose Bowl team), Virginia, and West Virginia, Neale broke into the NFL in 1941 and quickly turned the Eagles into contenders. He captured 3 straight Eastern Division crowns and back-to-back NFL championships in 1948 and 1949. He was recognized as a master of the T formation. From 1918-22, he was an outfielder with the Cincinnati Reds and the Philadelphia Phillies. Neale was born in Parkersburg, WV, on November 2, 1891.




TOMMY McDONALD

WIDE RECEIVER

Eagles Career: 1957-63
Eagles Hall of Fame Inductee: 1988
Pro Football Hall of Fame Inductee: 1998

"If I had 11 Tommy McDonald's on my team, I'd win a championship every year," Vince Lombardi once said. The 5-9, 176 pounder dazzled fans with acrobatic receptions for 12 seasons and finished his career ranked 6th all-time in receptions (495), 4th in yards (8410), and 2nd in TDs (84). In 1960, he registered 13 TDs for the NFL Champion Eagles. Born July 26, 1934, in Roy, NM, he starred at Oklahoma. As a senior, he won the Maxwell Award as the nation's top collegian.



PETE PIHOS

END

Eagles Career: 1947-55
Eagles Hall of Fame Inductee: 1987
Pro Football Hall of Fame Inductee: 1970

A member of the Eagles 1948 and 1949 championship teams, Pihos enjoyed a career that included six trips to the Pro Bowl and three straight seasons leading the NFL in receptions. He may best be remembered for his game-winning catch in the 1949 NFL Championship game vs. the Rams. A 3rd round draft choice by the Eagles out of Indiana in 1945, he caught 373 passes and 61 TDs during his career in Philadelphia. He was born on October 22, 1923 in Orlando, FL.




PETE RETZLAFF

END

Eagles Career: 1956-66
Eagles Hall of Fame Inductee: 1989

Acquired off waivers from Detroit in 1956, Retzlaff converted from full-back to tight end and went on to earn Pro Bowl honors 5 times. He finished his career as the club's all-time leader in receptions (452) and yards (7,412). A 22nd-round draft pick of the Lions in 1953, he scored 47 TDs in his career. In 1965, he earned the Washington Touchdown Club's Pro Football Player of the Year Award and the Maxwell Club's Bert Bell Award. Instrumental in founding the NFL Player's Association, he served as the Eagles general manager from 1969-72. Retzlaff was born August 21, 1931 in Ellendale, ND.



MIKE QUICK

WIDE RECEIVER

Eagles Career: 1982-90
Eagles Hall of Fame Inductee: 1995

One of the most graceful receivers ever to play the game, Quick became a fixture in the Pro Bowl, earning five consecutive trips to Hawaii from 1983-87. A former first round draft choice of the Eagles from North Carolina State in 1982, he etched his name into the team's record books, ranking among the club's all-time career and single-season receiving leaders in terms of catches (363), yards (6464), and TDs (61). He was born on May 14, 1959 in Hamlet, NC.



JIM RINGO

CENTER

Eagles Career: 1964-67
Eagles Hall of Fame Inductee: 1987
Pro Football Hall of Fame Inductee: 1981

Jim Ringo entered the NFL with the Packers in 1953 and capped his career with 10 Pro Bowl selections to go along with two NFL Championships. Ringo, who started in a then NFL-record 182 straight games from 1954-67, played on Green Bay's 1961 and 1962 NFL Championship teams. After an 11-year stint with the Packers, he spent his final four seasons in Philadelphia. Ringo was born Nov. 21, 1931 in Orange, NJ.




MERRILL REESE

RADIO PLAY-BY-PLAY ANNOUNCER

Eagles Career: 1977-present
Eagles Hall of Fame Inductee: 2016

Considered one of the most recognizable and influential figures in all of sports broadcasting, Merrill Reese has been the "Voice of the Eagles" since 1977. As the longest-tenured NFL play-by-play announcer at the time of his induction – which coincided with his 40th season in the radio booth – Reese has called many of the franchise's most unforgettable moments and games alongside his colleague and fellow Eagles Hall of Fame inductee, Mike Quick. Reese has been honored as a two-time Pennsylvania Sportscaster of the Year by the National Association of Sportscasters and Sportswriters, Broadcaster of the Year by the Pennsylvania Association of Broadcasters and was inducted into the Pennsylvania Sports Hall of Fame. A graduate of Overbrook High School and Temple University, Reese began his career as a public affairs officer in the U.S. Navy.




CLYDE SIMMONS

DEFENSIVE END

Eagles Career: 1986-93
Eagles Hall of Fame Inductee: 2018

Clyde Simmons earned All-Pro and Pro Bowl honors in 1991 and 1992. He recorded 720 tackles, 76.0 sacks, 12 FFs, 10 FRs and 3 defensive TDs in 124 career games with the Eagles and ranks third on Philadelphia's all-time sacks list, trailing only Pro Football Hall of Fame inductee Reggie White (124.0, 1985-92) and Trent Cole (85.5, 2005-14). Over a five-year span from 1988-92, Simmons ranked 2nd in the NFL with 63.0 sacks including a league-leading 19.0 in 1992.



JERRY SISEMORE

TACKLE

Eagles Career: 1973-84
Eagles Hall of Fame Inductee: 1991

A first-round draft pick of the Eagles out of Texas in 1973 (3rd selection overall), Sisemore became a cornerstone of an offensive line that helped lead the Eagles to the playoffs five straight times, including the 1980 NFC Championship and a berth in Super Bowl XV. He ranks 5th all-time in franchise history in seasons (12) and games played (156). He started 127 consecutive games and was selected to the Pro Bowl following the 1979 and 1981 seasons. He was born on July 16, 1951 in Olton, TX.



JEREMIAH TROTTER

LINEBACKER

Eagles Career: 1998-2001, 2004-06, 2009
Eagles Hall of Fame Inductee: 2016

Nicknamed the "Axe Man," Jeremiah Trotter stood as a daunting presence in the middle of an Eagles defense that ranked among the NFL's top-five defenses in fewest points allowed for three seasons (2000-01, 2004). Selected in the third round of the 1998 NFL Draft out of Stephen F. Austin, Trotter spent eight of his 11 seasons in Philadelphia where he totaled 1,065 tackles, 35 passes defensed, 12.5 sacks, eight interceptions, eight forced fumbles and three fumble recoveries in 127 career regular-season and postseason games (106 starts). At the time of his retirement in 2009, the two-time All-Pro became one of only four Eagles linebackers in franchise history to have garnered four Pro Bowl berths. During his three separate stints in midnight green, the Eagles earned five playoff appearances, three NFC East crowns, an NFC Championship and a trip to Super Bowl XXXIX. The Texarkana, TX, native was a consensus All-American at Stephen F. Austin.



DICK VERMEIL

HEAD COACH

Eagles Career: 1976-82
Eagles Hall of Fame Inductee: 1994

The Eagles head coach from 1976-82, Vermeil will long be remembered as a workaholic, a perfectionist, and as a winner. A success at every level of coaching, from his first high school head coaching job in 1960, to a stint at UCLA in 1974-75 and with the Eagles, Vermeil attacked his profession with a degree of passion rarely seen. A native of Calistoga, CA, Vermeil coached the Eagles into the playoffs four consecutive times from 1978-81, including a trip to Super Bowl XV as NFC Champions in January of 1981.




TROY VINCENT

CORNERBACK

Eagles Career: 1996-2003
Eagles Hall of Fame Inductee: 2012

A five-time Pro Bowler and two-time All-Pro selection as an Eagle, Vincent spent eight seasons in Philadelphia, recording 28 interceptions, 10 forced fumbles, six fumble recoveries and one interception returned for a touchdown in 118 starts. In 2002, Vincent was a first team All-Pro Selection and also garnered the prestigious Walter Payton Man of the Year award for his work with the Troy Vincent Foundation, which provides educational and counseling services to troubled youth, among other organizations. His five Pro Bowl selections are tied for the most in team history as a cornerback and his 28 interceptions rank seventh all-time in team annals. Vincent was born on June 8, 1971, in Trenton, NJ.



NORM VAN BROCKLIN

QUARTERBACK

Eagles Career: 1958-60
Eagles Hall of Fame Inductee: 1987
Pro Football Hall of Fame Inductee: 1971

Acquired in a 1958 trade with the LA Rams, Van Brocklin went on to quarterback the Eagles for three years. The fiery signal caller helped turn a last place Eagles into a NFL championship squad in 1960. This storybook ending would garner him the league's MVP award and provide a fitting end to his playing career as he retired at the end of that season. An All-America selection at Oregon, he went on to participate in 10 Pro Bowls and throw for 23,611 yards and 173 TDs in 12 seasons. He was born March 15, 1926 in Eagle Butte, SD.




STAN WALTERS

TACKLE

Eagles Career: 1975-83
Eagles Hall of Fame Inductee: 1991

A 9th round draft pick of the Bengals out of Syracuse in 1972, Walters joined the Eagles via trade in 1975. He went on to play in 122 consecutive regular and post-season games for Philadelphia at left tackle and anchored the team's offensive line during the late 1970s and early 1980s. A key member of the 1980 NFC championship squad that participated in Super Bowl XV, he was honored by his peers following the 1978 and '79 seasons when he was selected to the Pro Bowl. He was born May 27, 1948 in Rutherford, NJ.



STEVE VAN BUREN

HALFBACK

Eagles Career: 1944-51
Eagles Hall of Fame Inductee: 1987
Pro Football Hall of Fame Inductee: 1965

The Eagles first round draft choice (5th overall) out of LSU in 1944, Van Buren signed his first contract (\$4,000) with a team that had never finished above 4th place. Three straight division titles and back-to-back NFL Championships (1948 & 1949), he cemented his place as one of the most talented backs ever. Nicknamed "Wham-Bam" for his quick and punishing running style, he captured the NFL rushing title four times. In the 1948 title game vs. the Cardinals, he scored the game's only TD in a blinding snowstorm. A year later, he waded through mud and torrential rains in the Los Angeles Coliseum to rush for 196 yards vs. the Rams in the title game. His 205 yards rushing vs. Pittsburgh in 1949 is a club record. He finished his career with 5,860 rushing yards and 77 TDs. A 5-time all-pro, he was selected to the NFL's 75th Anniversary Team in 1994. Born December 28, 1920, in LaCeiba, Honduras.



BOBBY WALSTON

WIDE RECEIVER/TIGHT END

Eagles Career: 1943-51
Eagles Hall of Fame Inductee: 2019

A two-time Pro Bowler and member of the NFL 1950s All-Decade Team, Walston was one of the league's most unique talents, excelling at WR and TE while also serving as the team's placekicker throughout his 12-year career in Philadelphia. From 1951-62, he led the NFL in points scored (881, 2nd-most in franchise history) and ranked 4th in receptions (311), 5th in receiving yards (5,363) and 6th in receiving TDs (46). His 25-point performance at Washington on October 17, 1954 still stands as the Eagles' single-game scoring record.



AL WISTERT

TACKLE

Eagles Career: 1943-51
Eagles Hall of Fame Inductee: 2009

During his nine-year career in Philadelphia, Wistert earned NFL All Pro honors an amazing eight times as a dominant force on the Eagles offensive line. Wistert was a member of the Eagles back-to-back NFL championship teams in 1948-49 and played in the first-ever Pro Bowl in 1951. He played in 95 games with the Eagles as a two-way player. His jersey # 70 was retired by the team in 1952. Wistert was a 5th round draft pick from Michigan in 1943. He was born December 28, 1920 in Chicago, IL.



BRIAN WESTBROOK

RUNNING BACK

Eagles Career: 2002-09
Eagles Hall of Fame Inductee: 2015

A multi-threat back armed with exceptional playmaking abilities, Westbrook finished his Eagles career as the franchise's all-time leader in total yards from scrimmage (9,785). During his time in Philadelphia, the two-time Pro Bowler and first-team AP All-Pro selection helped guide the club to four NFC East crowns, four NFC Championship appearances and a berth in Super Bowl XXXIX. Westbrook is widely remembered for his iconic, game-winning 84-yard punt return touchdown at Giants Stadium in October 2003, best known as the "Miracle at the Meadowlands II." Upon his retirement, he became one of only six players in NFL history with 30+ rushing touchdowns (41) and 30+ receiving touchdowns (30) in his career. Born on September 2, 1979, Westbrook was a consensus All-American and a two-time A-10 Offensive Player of the Year at Villanova University.



ALEX WOJCIECHOWICZ

CENTER

Eagles Career: 1946-50
Eagles Hall of Fame Inductee: 1987
Pro Football Hall of Fame Inductee: 1968

A two-time All-America selection at Fordham where he was the center on the famed 'Seven Blocks of Granite' line, Wojciechowicz was the Lions top draft pick in 1938. One of football's original "iron men," he joined the Eagles in 1946 as a linebacker and helped the Eagles capture back-to-back NFL championships in 1948 and '49. Born August 12, 1915, in South River, NJ, he organized the NFL Alumni Association.



REGGIE WHITE

DEFENSIVE END

Eagles Career: 1985-92
Eagles Hall of Fame Inductee: 2005
Pro Football Hall of Fame Inductee: 2006

Nicknamed the "Minister of Defense," White is the club's all-time leader in sacks with 124 in just 121 games, including a team-record 21 in 1987. White earned seven Pro Bowl appearances during his eight-year stint with the Eagles, who signed him after a two-year stint with Memphis of the USFL. White earned NFL Defensive Player of the Year honors in 1987 and 1991. He was named to the NFL's All-Decade Teams of the 1980 and 1990s, the 75th Anniversary Team, and was voted first-team All-Pro 10 times in his 15-year career with the Eagles, Packers and Panthers. He was born on Dec. 19, 1961 in Chattanooga, TN. He died December 26, 2004 at the age of 43.

NFL CHAMPIONSHIP TEAMS

1948 & 1949

Eagles Hall of Fame Inductee: 1999

No NFL team before or since ever posted consecutive shutouts in championship play. No NFL team can claim to be more dominant over a two-year period. The Eagles won back-to-back NFL Championships in 1948 and 1949, first shutting out the Chicago Cardinals, 7-0, and then blanking the Los Angeles Rams, 14-0. Under legendary head coach Greasy Neale, Philadelphia finished the 1948 regular season with a 9-2-1 record and took on the Cardinals in the championship game with a foot of snow covering Shibe Park. RB Steve Van Buren scored the game's only touchdown on a 5-yard TD run, while the defense limited the Cards to just 6 total first downs. The Eagles continued their dominance in 1949 with an 11-1 record in the regular season and a victory over the Rams in the championship game on a rain-soaked Los Angeles Coliseum field. Van Buren again led the Eagles as he rumbled for 196 yards on 31 carries. In those two seasons, the Eagles outscored their opposition 761-290. They were lovingly called "the duffel-bag dynasty." Many players were young men who had served their country in World War II and returned home trying again to settle into a regular life.

THROUGH THE YEARS



1933 — Frankford Yellowjackets' franchise in the NFL awarded to syndicate headed by Bert Bell and Lud Wray for \$2500. Club christened "Eagles" in honor of the symbol of the New Deal's National Recovery Act. Eagles and Chicago Bears play in Philadelphia's first Sunday game (Nov. 12) at Baker Bowl. Game ends in a 3-3 tie.

1935 — General manager Bert Bell proposes an annual college draft to equalize talent in the league. Proposal is adopted on May 19 for the 1936 season.

1936 — Eagles have first choice in the inaugural college draft and select University of Chicago back Jay Berwanger but fail to sign him. Bell becomes sole owner of the team with \$4,000 bid. Playing site for home games moves from Baker Bowl to Municipal Stadium.

1939 — Davey O'Brien, Texas Christian's All-America quarterback, signs with the Eagles for a reported \$12,000 per year salary and percentage of the gate. O'Brien plays in every game and sets NFL passing yardage record with 1,324 yards. On October 22, the Eagles play in the first televised pro football game and fell to the host Brooklyn Dodgers, 23-14, at Brooklyn Ebbets Field. Allan "Skip" Walz broadcasts the game for NBC from Ebbets' field to the approximate 1,000 TV sets then in Brooklyn.

1940 — Home playing site switches from Municipal Stadium to Shibe Park (later known as Connie Mack Stadium). Pittsburgh owner Art Rooney buys half interest in the Eagles after selling the Steelers franchise to Alexis Thompson of New York, a 30-year old heir to a six million fortune in steel stocks.

1941 — Bell and Rooney swap franchises with Thompson, Rooney returning to Pittsburgh and Thompson taking over the Eagles. Bert Bell joins Rooney as a full-time partner in Pittsburgh. Thompson hires Earl (Greasy) Neale as head coach of the Eagles.

1943 — Eagles merge with Pittsburgh Steelers to form the "Steagles" due to manpower shortage during World War II. Merger dissolved at end of season.

1944 — First draft choice Steve Van Buren debuts as Eagles' halfback. Team finishes in second place with 7-1-2 record.

1945 — Team again finishes in second place with 7-3 record and leads league in scoring with 272 points. Van Buren leads NFL with 838 rushing yards and 110 points.

1946 — Team finishes second for third straight year with 6-5 record.


1947 — Rookie end Pete Pihos, Van Buren, and Bosh Pritchard combine with an overpowering defense to lead Philadelphia into the NFL championship game for the first time but the Chicago Cardinals earn the NFL title with a 28-21 victory at icy Comiskey Park.

1948 — Eagles win their first NFL championship, defeating the Chicago Cardinals, 7-0, in a blinding snowstorm at Shibe Park.

1949 — Thompson sells the team to 100 buyers, each of whom paid \$3,000 for one of the 100 shares. They were called the "Happy Hundred" or the "100 Brothers." Their leader was James P. Clark, a Philadelphia sportsman and business executive, and the 100 investors included some of the leading names in Philadelphia business, government and politics, including Leonard Tose. Vince McNally is named general manager. University of Pennsylvania All-America C/LB Chuck Bednarik is a 1st round draft choice. The Eagles win



1934 Eagles



1940 Eagles



1949 Champions

their 3rd straight Eastern Division title and defend their NFL championship with a 14-0 win over the Los Angeles Rams.

1950 — In Greasy Neale's final season as the Eagles' head coach, they finish tied for third in the American Conference with a 6-6 mark.

1951 — Alvin (Bo) McMillan replaces Greasy Neale as head coach. McMillan becomes ill the night before the season opener and is replaced by Wayne Millner. End-placekicker Bobby Walston is named rookie of the year.

1952 — Jim Trimble succeeds Wayne Millner as head coach. Team rides strong defense to 7-5 second place finish.

1953 — Bobby Thomason and Adrian Burk combine to pass for a league-high 3,089 yards. Pete Pihos catches 63 passes for 1,049 yards and 10 touchdowns to lead league. Eagles finish in second place and snap Cleveland's 11-game winning streak with 42-27 win in season finale.

1954 — Bobby Walston leads league in scoring with 114 points. Eagles finish second for third consecutive year with second straight 7-4-1 record.

1955 — Pihos again leads all NFL pass receivers with 62 catches for 864 yards. Joseph A. Donoghue, Eagles' vice president/secretary, is elected assistant treasurer of the NFL.

1956 — Hugh Devore replaces Jim Trimble as head coach.

1957 — Rookie QB Sonny Jurgensen highlights a 4-8 season by passing Eagles to a 17-7 upset of the NFL Eastern Division Champion Cleveland Browns.

1958 — Buck Shaw signs as head coach replacing Hugh Devore. Eagles acquire quarterback Norm Van Brocklin in trade with Los Angeles. Team moves home games from Connie Mack Stadium to University of Pennsylvania's Franklin Field and attendance almost doubles.

1959 — With Pete Retzlaff and Tommy McDonald his chief targets, Norm Van Brocklin passes Eagles to 7-5 record and second place tie with Cleveland.

1960 — QB Norm Van Brocklin and Chuck Bednarik, who plays 60 minutes at center and linebacker, pace the Eagles to their first Eastern Division title in 11 years. The Birds then win their third NFL championship with a come-from-behind 17-13 victory over Green Bay at Franklin Field. Van Brocklin, the league's MVP, and head coach Buck Shaw both announce their retirements at the end of the season.


1961 — Nick Skorich is named head coach and Sonny Jurgensen takes over as the starting quarterback. Despite Jurgensen's record-setting season as a passer and a 10-4 record, the Eagles fail to repeat as division champions.

1962 — Injuries in unprecedented numbers hit Eagles as the team wins only three games and falls to last place.

1963 — RB Timmy Brown sets a then NFL record for total offense (2,436 yards; 841 rushing, 487 receiving, 11 passing, 945 kickoff returns, and 152 punt returns) in a season. With the club's 91 outstanding shares now held by 65 stockholders, club president Frank L. McNamee said it would be put up for sale with an asking price of 4,500,000. Jerry Wolman, a 36-year old builder and self-made millionaire from Washington outbid Philadelphia businessman Jack Wolgin and became the new owner. The sale price was \$5,505,000.

1964 — Former Chicago Cardinals and Washington coach Joe Kuharich signs as head coach and begins a series of major trades to rebuild the club.

1966 — After extensive roster changes, the Eagles finish 9-5 for their first winning season in five years.



1960 Eagles

THROUGH THE YEARS



1967 — Quarterback Norm Snead and flanker Ben Hawkins set team passing and receiving records, respectively, but injuries to other key players contribute to a disappointing 6-7-1 record and a second place finish.

1969 — After Wolman's empire fell into serious financial trouble, a bankruptcy referee in U.S. District Court in Baltimore oversees the team's sale to Leonard Tose, a millionaire trucking executive. The price was a reported \$16.1 million, at the time a record price for a professional sports team. Tose names former Eagles' receiving great Pete Retzlaff as general manager and Jerry Williams as head coach.

1971 — The Eagles leave Franklin Field for a new home at Veterans Stadium. After three consecutive crushing losses at the beginning of the season, assistant Ed Khayat replaces Jerry Williams (who had led the club to only a 3-10-1 mark in 1970) as head coach.

1972 — After a stormy 2-11-1 season, Tose accepts general manager Retzlaff's resignation and releases the entire coaching staff. A bright spot, however, is Harold Jackson who leads the NFL in receptions and receiving yards (62-1,048).

1973 — Under new coach Mike McCormick and new quarterback Roman Gabriel, the Eagles have an exciting offensive season but can muster only a 5-8-1 record. In his first year as a full-time receiver, Harold Carmichael becomes the second consecutive Eagle to lead the NFL in receptions (67).

1974 — Under newly appointed general manager Jim Murray, the Eagles trade with Cincinnati and acquire LB Bill Bergey. Bergey bolsters the defense and wins Pro Bowl honors along with TE Charle Young, who becomes the 3rd consecutive Eagle to lead the league in receptions (63).

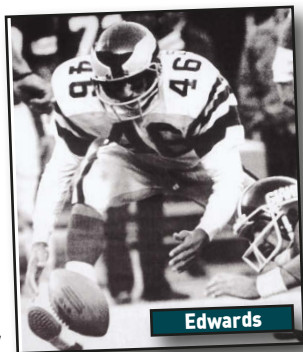
1976 — After a 4-10 season in 1975, Tose appoints 39-year old Dick Vermeil of UCLA as head coach but the Birds again earn a 4-10 mark.

1977 — QB Ron Jaworski is obtained from the Los Angeles Rams in exchange for the rights to TE Charle Young. Bill Bergey, keying the newly-installed 3-4 defense of coordinator Marion Campbell, wins all-pro and all-conference honors and is selected to play in his third Pro Bowl.



Jaworski and Vermeil

1978 — The Eagles post a 9-7 record, their first winning season since 1966, and make the playoffs for the first time since 1960. They lose the NFC Wild Card playoff game in Atlanta, however, 14-13 as the Falcons score two 4th-quarter TDs and Eagles' Mike Michel misses a 34-yard FG try with 1:34 to play. Wilbert Montgomery, in his first starting season, rushes for 1,220 yards to become the first Eagle since Steve Van Buren to surpass 1,000 in a season. CB Herman Edwards provided the "Miracle of the Meadowlands" when he scooped up a fumbled handoff from Joe Pisarcik to Larry Csonka and raced 26 yards for the winning TD with 20 seconds left to play before a stunned Giants Stadium crowd.



Edwards

1979 — With an 11-5 regular season record — their best since 1961 — the Eagles tie Dallas for first place in the NFC East and go to the playoffs as a wild card team. After beating Chicago, 27-17, in the Wild Card Game, the Birds are upset at Tampa Bay, 24-17 in a divisional playoff round. Wilbert Montgomery sets a club record with 1,512 rushing yards, and Harold Carmichael sets a then NFL record on Nov. 4, catching a pass in his 106th consecutive game. Rookie barefoot kicker Tony Franklin boots the

second longest FG in NFL history — 59 yards — in a 31-21 victory at Dallas. Dick Vermeil is voted NFL coach of the year.

1980 — The Eagles win 11 of their first 12 games and go on to a 12-4 mark and the NFC East championship. The Birds trounce Minnesota 31-16, in the divisional playoff round and then upend Dallas, 20-7 at Veterans Stadium, to win the NFC title and a berth in Super Bowl XV. The Oakland Raiders prevail in that game, however, 27-10. Ron Jaworski leads the NFC with a 90.9

passing rating while throwing for 3,527 yards and 27 touchdowns. He is named NFL player of the year by the Maxwell Football Club and NFC player of the year by UPI. Harold Carmichael's then-record NFL receiving streak is snapped at 127 games when he fails to catch a pass in the regular season finale at Dallas after sustaining a back injury in the first half.


1981 — After building a 6-0 record early in the season, the Birds struggle in their final eight games, post a 10-6 record and appear in the playoffs for the fourth consecutive year but are upset at home in the NFC Wild Card Game by the NY Giants, 27-21. The Birds' defense ranks first in the NFL in fewest yards allows (4,447) and fewest points allowed (221). Harold Carmichael enjoys the third 1,000-yard receiving year of his career and Wilbert Montgomery rushes for 1,402 yards.

1982 — An NFL players' strike takes place after two games and stops play for eight weeks. When play resumes on November 21, the long layoff hurts the Eagles. After splitting their first two games of the season, the Birds come back from the strike to lose four in a row and miss the playoffs for the first time since 1977. A 24-20 Eagles' victory at Dallas on December 26 is the last victory in the Philadelphia career of head coach Dick Vermeil, who resigns shortly following the season after compiling a 55-51-0 overall record.

1983 — Marion Campbell replaces Dick Vermeil as head coach after six seasons as the Eagles' defensive coordinator. Owner and president Leonard Tose announces in January that his daughter, Susan Fletcher, the Eagles' vice president and legal counsel, would eventually succeed him as primary owner of the Eagles. After winning four of their first six games, the Eagles become mired in a seven-game losing streak and finish with a 5-11 record. The Birds' offense is highlighted by first-team all-pro and AFC-NFC Pro Bowl selection Mike Quick, who leads the league and sets club records with 1,409 yards receiving on 69 catches.

1984 — After a 1-4 start, the Eagles post a 5-5-1 record over their final 11 games. Philadelphia's swarming defense sets a then club record of 60 quarterback sacks. Wilbert Montgomery establishes the Eagles' career rushing record for yards (6,538) and attempts (1,465) surpassing the marks set by Pro Football Hall of Famer Steve Van Buren from 1944-1951. Kicker Paul McFadden establishes an Eagles' season scoring record with 116 points (tops among rookies), surpassing Bobby Walston's 30-year mark of 114, and is named NFC rookie of the year. Ron Jaworski suffers a broken leg at St. Louis in week 13, snapping his streak of 116 consecutive starts (believed to be an all-time record for NFL QBs).

1985 — On March 12, Leonard Tose, the Eagles' owner since 1969, announces an agreement to sell the team to Norman Braman and Ed Leibowitz, highly successful automobile dealers from Florida for a reported \$65 million. After obtaining the approval of the other NFL owners and fulfilling the terms of the transaction, Braman officially becomes the Eagles' new owner on April 29. That same day, Braman elevates Harry Gamble, general manager since February 4, to vice president-general manager overseeing day-to-day operations of the club. All-time Eagles'



Montgomery



rushing leader Wilbert Montgomery does not report to training camp and is traded to Detroit for LB Garry Cobb in preseason. The Eagles again overcome a 1-4 start, but fall off the pace and finish 7-9. Head coach Marion Campbell is released on December 16, and Fred Bruney takes over as interim head coach for final game at Minnesota.


1986 — Buddy Ryan, defensive coordinator of the Chicago Bears' Super Bowl XX Champions, is named the 17th head coach in Eagles' history on January 29. On July 16, Norman Braman becomes the sole owner of the team, purchasing the remaining 35 percent from his brother-in-law Ed Leibowitz. Harry Gamble is promoted to president-chief operating officer. Ryan makes sweeping changes in the Eagles' roster, keeping young players and releasing several veterans. The youthful Birds struggle to a 5-10-1 record against the toughest schedule in the league. The Birds place two players on the AFC-NFC Pro Bowl roster: WR Mike Quick and DE Reggie White. White ties a Pro Bowl record with 4 sacks and is named MVP of the game.



Ryan

1987 — In March, Ron Jaworski, who set nearly every club passing record from 1977-1986, is put on waivers after the club decides not to guarantee his contract. The Eagles split their first two games of the season before the NFL was beset by a players strike. After all games of Week 3 were cancelled, the NFL resumed play with replacement teams for the next three weeks. The Birds replacement team goes 0-3 and sets the stage for a surge by the regular players when they return to work. Philadelphia's regulars proceed to win three straight after the strike and move into a tie for 2nd place in the NFC East. They go on to finish 7-8 overall (7-5 in non-strike games) and due to a tie-breaking system, rank 4th in the NFC East behind Dallas and St. Louis who also posted 7-8 marks. Offensively, WR Mike Quick earns his fifth consecutive trip to the AFC-NFC Pro Bowl while QB Randall Cunningham (Pro Bowl 1st alternate) emerges as a rising talent. Cunningham threw 23 TD passes and became the first QB to lead his team in rushing (505 yards) since the Bears' Bobby Douglas did so in 1972. The defense was led by DE Reggie White, who was named the NFL's defensive player of the year. White's 21 sacks set an NFC record and fall one shy of the NFL mark.

1988 — The Eagles post the NFL's best mark (6-1) over the final seven weeks of the regular season en route to a 10-6 record and the NFC Eastern division title. But their playoff fate is not sealed until moments after the conclusion of their 23-7 victory at Dallas in week 16. It is then that NY Jets' QB Ken O'Brien throws a TD pass to Al Toon to defeat the Giants and ensure the division title for the Eagles. Philadelphia then travels to Chicago for an NFC divisional playoff game against the Bears and a place in NFL history. The game, which begins in sunny,




Cunningham

29 degree weather, would later be dubbed "The Fog Bowl," after a thick fog rolls off Lake Michigan late in the 2nd quarter. Due to the fog, visibility on the playing field was extremely difficult and the Bears prevail, 20-12. The shining season included the selection of QB Randall Cunningham, DE Reggie White and TE Keith Jackson as starters in the Pro Bowl. Cunningham also wins the Maxwell Football Club's Bert Bell Award as the NFL's top player. White leads the NFL in sacks for the second consecutive year and Jackson sets an Eagles' receiving record with 81 catches en route to earning rookie of the year honors from The Sporting News.

1989 — The Eagles used an aggressive, ball-hungry defense — which led the NFL in takeaways (56) and interceptions (30), and set a team record with 62 QB sacks — to finish 11-5. Philadelphia, however, finished sec-

ond to the Giants in the NFC East (despite two victories in head-to-head competition) and faced the LA Rams in the Wild Card playoff. Although playing a post-season game at Veterans Stadium for the first time since 1981, the Birds fell 21-7. QB Randall Cunningham posted similar numbers to his superb '88 campaign despite missing receivers Mike Quick and Keith Jackson for most of the season due to injuries. A deeper loss came on Dec. 9, when quarterback coach Doug Scovil passed away. The second alternate to the Pro Bowl, Cunningham started for the NFC squad when injuries kept the other QBs from playing. CB Eric Allen led the NFC in interceptions with 8.

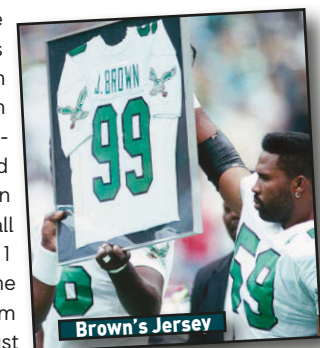
1990 — In February, Buddy Ryan hired Rich Kotite as offensive coordinator to improve the Eagles' sluggish attack. At season's end, the offense led the NFL in rushing (2,556) and the NFC in scoring (396) and TD passes (34). The defense led the NFL in stopping the run thereby making the Birds the first team to lead the league in both rushing categories since Chicago did so in 1985. A 10-6 record put Philadelphia in the playoffs once again, but the Eagles suffered their third opening round defeat in as many seasons. The 20-6 Wild Card loss to Washington signaled an end to the five-year Ryan era. Randall Cunningham flourished with 30 TD passes and 942 rushing yards, while rookie WRs Calvin Williams and Fred Barnett combined for 17 TDs.



1990s Eagles

1991 — On January 8th, team owner Norman Braman opted not to renew the contract of Buddy Ryan, the Eagles' head coach since 1986. On the same day, Braman promoted then-offensive coordinator Rich Kotite, making him the 18th head coach in club history. They opened with a 3-1 mark, their best start since 1981, despite having lost QB Randall Cunningham for the year due to a knee injury suffered at Green Bay on opening day. After coming on to lead the Eagles to their solid start, backup QB Jim McMahon was also injured in game 5. With McMahon sidelined, the Birds suffered through a four-game skid. By midseason, Philadelphia had used five quarterbacks in eight games and seen its record sink to 3-5. The Eagles regrouped, however, and surged into contention for a playoff spot with a six-game winning streak (the club's longest since the start of '81) that upped their record to 9-5. But a loss at home to Dallas in game 15 ended Philadelphia's playoff hopes. The defense finished the season ranked #1 in the NFL in terms of fewest yards allowed overall, vs. the run, and vs. the pass. As such, the Birds became only the fifth club in NFL history and the first since 1975 to accomplish this rare triple. In addition, the Eagles' defense led the NFL in sacks and fumble recoveries and tied for the league lead in takeaways. Five members of that defensive unit represented the Eagles in the AFC-NFC Pro Bowl — DEs Reggie White and Clyde Simmons, DT Jerome Brown, and LB Seth Joyner were selected as starters while CB Eric Allen also made the NFC squad. The selection of White, Simmons, and Brown marked only the sixth time in NFL history that three defensive linemen from one team were elected to the Pro Bowl.

1992 — The Eagles were dealt a huge blow before the season even began as all-pro defensive tackle Jerome Brown was killed in an automobile accident on June 25th in his hometown of Brooksville, FL. The tragedy overshadowed the promise of the upcoming season which included the return of QB Randall Cunningham — out almost the entire '91 season with a knee injury — as well as the addition of RB Herschel Walker whom the Eagles acquired as a free agent just



Brown's Jersey



three days before Brown's death. They finished second in the NFC East with an 11-5 record and returned to the playoffs, earning a Wild Card victory over the Saints before dropping a Divisional Playoff to the eventual Super Bowl champion Dallas Cowboys. The win over the Saints was the team's first postseason victory since 1981 and its first road playoff conquest since 1949. Off the field, a September 24th ruling by U.S. District Judge David Doty paved the way for free agency in the NFL by finding the league's "Plan B" policy in violation of federal antitrust laws and provided the four plaintiffs in the suit with an opportunity to sign with another club. Among those four was Eagles TE Keith Jackson, who four days later inked a deal with the Miami Dolphins.

1993 — In January, the NFL and the Players Association signed a Collective Bargaining Agreement, a 7-year deal that would institute a form of limited free agency to replace the "Plan B" system. The most prominent NFL player affected by the settlement was the Eagles' all-time sack leader Reggie White, who went on to sign with the Green Bay Packers on April 5th. On the field, the Eagles produced an 8-8 record. After a flying start in which the Birds jumped out to a 4-0 record on the strength of three consecutive dramatic come-from-behind wins, season-ending injuries to QB Randall Cunningham, WR Fred Barnett and others were followed by a six-game losing streak (their worst skid since '83). Nonetheless, backup QB Bubba Brister led them to wins in 4 of their final 6 contests, a stretch that kept them in the playoff hunt until the final week of the season.

1994 — A new chapter in Eagles history began on April 6th when Norman Braman, the team's owner since 1985, reached an agreement in principle to sell the franchise to Jeffrey Lurie, a Boston native and president of a Hollywood-based movie production company. Once NFL owners voted to approve the sale on May 6th, Lurie officially took over the club on May 17. Despite losing the opener, the Eagles won 7 of their next 8 games, including a 40-8 thumping of the eventual Super Bowl champion 49ers. However, they lost their final 7 games and finished out of the playoffs. Two days after the season, Rich Kotite's 4-year reign as head coach ended. Herschel Walker became the first player in league history to record a 90-plus yard run, reception, and kickoff return in a single season. Only one other player - Bobby Mitchell - had previously recorded that trifecta in a career. With back-to-back 100-yard rushing performances, rookie RB Charlie Garner became only the 7th back in NFL history to top the century mark in his first two contests. DE William Fuller, a free agent acquisition from Houston, notched at least one sack in 7 straight games and broke the club record of 6 shared by Reggie White and Clyde Simmons.



Lurie

1995 — On February 2, Jeffrey Lurie named 49ers defensive coordinator Ray Rhodes as the 19th head coach in team history. Eleven months and a playoff victory later, that decision resulted in NFL coach of the year honors. Rodney Peete took over at QB after a 1-3 loss and led them to 9 wins in their final 12 games. RB Ricky Watters, one of the NFL's most prominent free agent acquisitions of the year, combined with Charlie Garner to give Philadelphia the league's 4th best rushing attack. In the postseason, the Eagles routed the favored Detroit Lions, 58-37, in a Wild Card game. A week later, they bowed out to the eventual Super Bowl champion Cowboys. At season's end, Watters, DE William Fuller (an NFC-high 13 sacks), and LB William Thomas (7 INTs) went to the Pro Bowl. Off the field, Lurie and his wife, Christina, oversaw the formation of Eagles Youth Partnership (EYP). The charitable wing of the Eagles, EYP was formed in order to improve the quality of life and enhance opportunities for children in the Greater Philadelphia region.

1996 — For the second consecutive year the Eagles compiled a 10-6

regular season record and earned a playoff berth. As such, Ray Rhodes became the first coach to lead the Eagles into the playoffs in each of his first two seasons at the helm. In the NFC Wild Card game, however, the Eagles fell, 14-0, to San Francisco in a rain-drenched 3Com Park. For the third time in six seasons, the Eagles lost their starting QB to injury early on as Rodney Peete ruptured a tendon in his right knee vs. Dallas. Ty Detmer led the Birds to four straight wins and teamed with WR Irving Fryar and RB Ricky Watters to fuel the conference's #1 offense (351.7 yds/game). Watters earned a Pro Bowl berth with personal bests in rushing atts. (353), rushing yards (1,411), TDs (13), and total yards from scrimmage (a league-leading 1,855). DE William Fuller led the team with 13 sacks en route to his 3rd straight Pro Bowl. MLB James Willis' interception in the end zone in the final moments of game 9 at Dallas sealed a big win. Willis' theft off QB Troy Aikman and subsequent lateral to CB Troy Vincent resulted in a 104-yard TD return.

1997 — After a 4-6 start clouded the club's shot at the post-season, the Eagles turned to 2nd-year QB Bobby Hoyer. A 2-0-1 record in his first three starts brought them back into contention, but ended the year with a 6-9-1 record. Injuries plagued the club as 42 different players started, including three different QBs (Ty Detmer, Rodney Peete and Hoyer). Irving Fryar posted 86 receptions and Ricky Watters became the first Eagle to top the 1,000-yard rushing plateau in three consecutive years. The defense's most memorable performance came in a win vs. Green Bay as they held the Pack without a TD, snapping a string of 85 games (incl. playoffs) in which they had scored a TD.

1998 — A disappointing 3-13 season led to the dismissal of head coach Ray Rhodes on December 28th, one day after the season finale. The Eagles started 0-5 before posting their first win. Duce Staley became the first Eagle draft pick to top the 1,000-yd. rushing plateau since Wilbert Montgomery (1981). On defense, the Eagles procured DE Hugh Douglas in a trade with the Jets. Douglas led the Eagles with a career-high 12.5 sacks, including a club-tying record of 4.5 at San Diego.

1999 — Former Green Bay quarterback coach Andy Reid was named head coach on January 11th. Three months later, the club used the 2nd overall draft choice to select QB Donovan McNabb, one of the most accomplished athletes to ever come out of Syracuse. Their 2-7 start prompted Reid to insert McNabb into the starting lineup for six of the final seven contests. In his first start on Nov. 14th vs. Washington, McNabb sparked the Eagles to a 35-28 win over Washington. RB Duce Staley garnered his second straight 1,000-yd. rushing season and accounted for a NFL-best 41% of his team's offense. New defensive coordinator Jim Johnson turned up the heat as his troops accounted for a league-best 46 take-aways, including 28 interceptions (3rd in NFL), five of which were returned for TDs (a team record). FS Brian Dawkins and CB Troy Vincent earned their first Pro Bowl selections. Vincent's 7 INTs tied for the league lead and became the first Eagle to top the entire NFL in INTs since 1972 (Bill Bradley). Although the Eagles finished 5-11, Reid implemented a positive attitude in his young group of players that included 14 true rookies on the season-ending roster.



Reid

2000 — Andy Reid, the NFL's coach of the year, led the Eagles to the greatest turnaround in franchise history, finishing 2nd in the NFC East at 11-5. The season started with a perfectly executed onside kick by David Akers to kickoff the season opener at Dallas, leading to a 41-14 win. The Eagles won 10 of their next 13 contests and earned the top Wild Card spot in the NFC. In the playoffs, the Eagles overwhelmed Tampa Bay, 21-3, before losing to the eventual NFC Champion NY Giants



in the Divisional Playoffs. After RB Duce Staley went down for the season with a foot injury in game 5, Donovan McNabb became a legitimate MVP candidate (he finished 2nd in AP voting to Rams RB Marshall Faulk). McNabb accounted for 74.6% of the team's total net yards. TE Chad Lewis led all NFC tight ends in receptions (69) and earned his first trip to the Pro Bowl. The defense featured 3 Pro Bowlers in CB Troy Vincent, DE Hugh Douglas (15 sacks, 2 in playoffs), and MLB Jeremiah Trotter. First round draft choice DT Corey Simon recorded a rookie team-record 9.5 sacks.

2001 — The Eagles captured their first NFC Eastern Division Championship since 1988 and their first appointment in the NFC title game since 1980. Adversity hit this club early and often. The first preseason game was cancelled due to problems with the Veterans Stadium turf. C Bubba Miller was lost to a season-ending foot injury. And they dropped their season opener in overtime to the Rams before true adversity devastated the entire world on September 11th when terrorist attacks struck the World Trade Center and the Pentagon. As a result, a week's worth of NFL games were postponed. The Eagles were 2-2 before beating the Giants, 10-9, on Monday Night Football for the first time since 1996 (a span of nine games). The Eagles won 8 of their last 10 games, including a dramatic 24-21 win over the Giants on December 30 to clinch the NFC East title. In the playoffs, the Eagles defeated the Bucs and in the Divisional playoffs, Donovan McNabb won his homecoming to Chicago, 33-19, at Soldier Field. The Pro Bowlers on defense were Hugh Douglas, Jeremiah Trotter, Troy Vincent, and Brian Dawkins. The unit allowed a league-low 64 points in 8 road games. In fact, their 7-1 road record was the best in club history. David Akers earned his first Pro Bowl berth and set a club record with 17 consecutive FGs made.

2002 — In the 31st and final season at Veterans Stadium, the Eagles set a team record for points scored (415) and sent a league-high 10 players to the Pro Bowl. However, they fell in the NFC Championship game for the second consecutive season. Andy Reid, the consensus coach of the year, proved the Eagles were not a one-man show, winning five of six games without Donovan McNabb (broken ankle). McNabb returned for the playoffs and directed a win in the Divisional playoff after 3rd QB A.J. Feeley started the final five games, winning his first four. Although the Eagles lost their season finale to the Giants, they were still able to clinch home field after the Jets trounced the Packers in the same stadium one day later. The defense finished in the top five in numerous categories and sent four players to the Pro Bowl: CB Troy Vincent, CB Bobby Taylor, FS Brian Dawkins, and DE Hugh Douglas. The offensive line also featured multiple Pro Bowl selections for the first time since 1980 with Tra Thomas, Jon Runyan and Jermaine Mayberry. Kicker David Akers notched 133 points to earn a Pro Bowl berth.

2003 — In a season marred with injuries and controversy, the Eagles captured their third consecutive NFC East division title and third straight trip to the NFC title game, a loss to Carolina. Lincoln Financial Field officially became the Eagles new nest with a season-opening Monday night contest vs. Tampa Bay. But the Eagles not only lost their first two contests, they were left without the services of DBs Brian Dawkins and Bobby Taylor for a large chunk of the season (foot injuries). Then LB Carlos Emmons (ankle) and Brian Westbrook (triceps) were felled by season-ending ailments in December. After



2000s Eagles



Lincoln Financial Field

a 2-3 start, the Eagles rattled off nine straight wins, tying a team record previously set in 1960. That win streak was propelled by an improbable win at NYG on October 19. Trailing the Giants 10-7 with 1:34 to play, Westbrook returned a punt 84 yards for a dramatic, game-winning score. They ended up earning home-field advantage in the playoffs for the 2nd straight season. After suffering through a QB rating of 51.1 in the first six games, a thumb injury in his throwing hand, and disgraceful, racial commentary by former ESPN analyst Rush Limbaugh following the 0-2 start, McNabb thrived. He garnered NFC offensive player of the month honors in November, leading the team to a 5-0 month. He engineered a come-from-behind playoff win vs. Green Bay before suffering a rib injury a week later vs. Carolina that sidelined him in the 4th quarter. The Eagles employed a unique running back trio (Westbrook, Correll Buckhalter, and Duce Staley), dubbed the "three-headed monster," that racked up 1,618 rushing yards, 2,465 total yards from scrimmage, and 29 total TDs.

2004 — One of the most eventful off-seasons in team history helped propel the Eagles to their first NFC Championship and subsequent Super Bowl appearance in 24 years. Although they lost a hard-fought battle to the Patriots, 24-21, in Jacksonville, the Eagles milestones were plentiful as they captured their 4th consecutive NFC East division title and won a franchise record 13 regular season games. Andy Reid became the winningest coach in franchise history surpassing Greasy Neale. On the first day of the free agent signing period, they inked DE Jevon Kearse and later acquired WR Terrell Owens in a trade. Owens ended up with 77 catches for 1,200 yards and 14 scores. Donovan McNabb also turned in a stellar campaign, completing 64% of his passes for 3,875 yards, 31 TDs and just 8 INTs for a career-high 104.7 QB rating. He became the first player in NFL history to finish a season with 30+ TD passes and fewer than 10 INTs and his 24 consecutive completions over a span of two games set an NFL record previously set by Joe Montana (22) in 1987. McNabb, Owens, Brian Westbrook and Tra Thomas earned Pro Bowl berths on the offense. The defense was led by Kearse, a trio of Pro Bowl defensive backs (Brian Dawkins, Michael Lewis, and Lito Sheppard), and Jeremiah Trotter, who earned a Pro Bowl berth despite not starting until game 9. Trotter returned in July after being released by Washington. K David Akers, who set a NFL record with 17 FGs of 40-yards-or-more, and LB Ike Reese both earned Pro Bowl berths on special teams. In all, a league-best 10 Eagles earned trips to Hawaii. The Eagles stormed out to a 7-0 record and clinched the NFC East title with 5 games remaining. They clinched home field advantage in the NFC after starting 13-1. In the playoffs, the Eagles topped Minnesota in the Divisional round and Atlanta in the Championship game.

2005 — Stymied by injuries and a plethora of off-the-field distractions, the Eagles finished with a 6-10 record and out of the playoffs for the first time since 1999. The defending NFC champions began the season with a 4-2 record, including a dramatic come-from-behind win at Kansas City in which they overcame a 27-6 first half deficit to win, 37-31, and an equally heart-stopping victory vs. San Diego in which Matt Ware returned a blocked field goal 65 yards for the game-winning touchdown late in the fourth quarter. WR Terrell Owens was suspended for four games for conduct detrimental to the team and ended up not playing in the final nine games of the season. MLB Jeremiah Trotter earned his fourth Pro Bowl berth with a team-high 169 tackles. Reggie White's #92 was officially retired in an emotional halftime ceremony of a Monday night contest vs. Seattle on December 5. The ceremony included Reggie's wife, Sara, and their two children, as well as more than 20 of his former



2004 NFC Championship



teammates and coaches.

2006 — The Eagles claimed their fifth NFC East title in six years as they reeled off five consecutive wins at the end of the regular season to finish 10-6. The Eagles jumped out of the gate with a 4-1 record. The hot start was capped off by an emotional 38-24 victory vs. Dallas on Oct. 8, when Lito Sheppard made two crucial INTs, the second of which he returned 102 yards for a touchdown in the waning seconds. However, the team then lost five of their next six contests and Donovan McNabb for the remainder of the season with a torn ACL, which he suffered in a Nov. 19 loss to Tennessee. Jeff Garcia was handed the reins, and after a devastating 45-21 loss at Indianapolis, rallied the Eagles to five straight wins. The Eagles swept a treacherous three-game road stretch against division rivals, including a Christmas Day win at Dallas. The following week, Andy Reid was able to rest his starters in the season finale vs. Atlanta when news arrived in the 1st quarter that they had clinched the NFC East title with a Cowboys loss to Detroit. The Eagles used a 38-yd. walk-off field goal by David Akers to capture a 23-20 Wild Card victory against the Giants, but came out on the losing end of a 27-24 battle at New Orleans in the Divisional round. Brian Dawkins, Shawn Andrews and Lito Sheppard earned Pro Bowl berths. Brian Westbrook tallied his first 1,000-yard rushing season and the offensive line was one of two squads in the NFL to start the same five linemen in all 16 games.

2007 — In the team's 75th anniversary season, the Eagles could not overcome a 1-3 start as they finished 8-8 and out of the playoffs. RB Brian Westbrook set two team records for total yards from scrimmage (2,104) and receptions (90). He became the first Eagle to lead the league in total yards from scrimmage since 1996 (Ricky Watters) and the first NFL player from a non-Division I-A school to do so since 1979 (Philadelphia's Wilbert Montgomery). WR Kevin Curtis posted career highs in catches (77), yards (1,110), and total touchdowns (8) in his first season in Philadelphia after signing as a free agent. For the first time in franchise history, the Eagles featured three players (Westbrook, Curtis, Reggie Brown) with over 60 catches and 700 yards each. After that 1-3 start, the team managed to fight their way back to a 5-5 record as they headed into Gillette Stadium to face the 10-0 New England Patriots. A valiant effort by back-up QB A.J. Feeley went for naught as the Eagles fell, 31-28. Westbrook and Shawn Andrews earned Pro Bowl honors.

2008 — The Eagles were defeated in their fifth NFC Championship game appearance of the decade. In what seemed like a microcosm of their entire season, Philadelphia fell behind 24-6 in the NFC title game at Arizona, but stormed back to take a 25-24 lead, only to then have the Cardinals score the game-winning TD with under three minutes to play. The Eagles struggled to find consistency during the early portion of the season and hit rock bottom at 5-5-1 after a 36-7 blowout loss at Baltimore.

But they rallied back into playoff contention entering the final week. They entered the final Sunday of the season needing a win over Dallas, a Tampa Bay loss to visiting Oakland and either a Chicago loss at Houston or a Minnesota loss vs. the Giants, to earn a playoff berth. The Raiders and Texans came up with thrilling upsets in the 1:00 pm games that day, before the Eagles pounded the division-rival Cowboys, 44-6, in a late afternoon contest. In the playoffs, the Eagles stingy defense carried them to impressive road victories at Minnesota (26-14) and in a rematch at New York (23-11) before being derailed by the Cardinals. Brian Dawkins and free agent newcomer CB Asante Samuel (4 interceptions in the regular season plus two in the playoffs) both earned Pro Bowl honors, while McNabb became the franchise's all-time leader in yards and touchdown passes. Dawkins became the franchise's all-time leader in interceptions (34), tying Eric Allen and Bill Bradley. K David Akers set team records for



points (144) and field goals made (33). Head coach Andy Reid became the 37th coach in NFL history to reach the 100-win plateau and the 14th coach to reach double digit victories in playoff history. Samuel set an NFL postseason record with his 4th INT returned for a score and rookie WR DeSean Jackson led the team with 62 receptions and 912 yards, most ever by an Eagles rookie WR.

2009 — The Eagles got off to a strong start, winning five of their first seven games, despite losing QB Donovan McNabb for two games with a rib injury. They hit a midseason snag after losing back-to-back games to rival Dallas and eventual AFC West Champion San Diego to fall to 5-4. A late-season rally saw the Eagles rattle off six straight wins, their longest streak in the regular season since 2003. Entering the final week of the season, Philadelphia had hopes of securing its sixth NFC East title of the decade and a first-round bye in the playoffs. However, a second loss to the Cowboys in the season finale dropped the Eagles to the sixth seed and forced a rematch between the division rivals in the Wild Card round, where they again fell to the Cowboys, 34-14. Led by DeSean Jackson (62 receptions, 1,156 yards and 9 TDs), the Eagles saw their young skill position players flourish. The speedy WR/KR became the first player in NFL history to be named to the Pro Bowl at two positions, recording an NFL record-tying eight touchdowns of 50-plus yards and leading the league with a 15.2 yard punt return average. TE Brent Celek (76 receptions, 971 yards, 8 TDs) established himself as a reliable weapon and one of the elite tight ends in the NFL. The infusion of young players on offense continued with rookie WR Jeremy Maclin (D1-09) and rookie RB LeSean McCoy (D2-09). Maclin followed in Jackson's footsteps, finishing his first season as one of the top rookie wide outs with 56 catches for 773 yards and four touchdowns. Meanwhile, McCoy proved to be a valuable asset in the running game as he led the team and set the Eagles rookie rushing record with 637 yards. K David Akers, DE Trent Cole, T Jason Peters, CB Asante Samuel, FB Leonard Weaver, and LS Jon Dorenbos all joined Jackson in earning Pro Bowl honors. Head coach Andy Reid contract's was extended through 2013.

2010 — The Eagles set franchise records for points (439) and total net yards (6,230) en route to an NFC East Division title, their 6th under head coach Andy Reid. Philadelphia met the eventual Super Bowl champion Packers in the Wild Card round, but lost, 21-16, at home. QB Michael Vick emerged as one of the NFL's top quarterbacks after taking over for an injured Kevin Kolb in the season opener. In his first year as a starter since 2006, he achieved career highs in passing TDs (21), yards (3,018), QB rating (100.2), comp. % (62.6) and rushing TDs (9) - earning him a trip to Hawaii as the NFC's starting quarterback in the Pro Bowl. He became only the 2nd QB in NFL history to throw for 3,000+ yards, rush for 500+ yards, and accrue a 100+ QB rating in a season. Vick had plenty of weapons surrounding him on the league's second-ranked offense. DeSean Jackson (47 receptions, 1,056 yards and 6 TDs) led the league in yards per catch (22.5) and became the first player in league history to return a punt for a game-winning touchdown as time expired on 12/19/10, capping off a historic comeback against the Giants. The Eagles trailed 31-10 with 8:17 remaining in the 4th quarter, but rallied for four touchdowns, including Jackson's miraculous return. WR Jeremy Maclin (70 receptions, 964 yards and 10 TDs) led the team in TDs and was second on the team in receptions and receiving yards. The duo combined for 2,020 yards, which was the 3rd-most output of any WR duo in the NFL. RB LeSean McCoy was fourth in the NFL in yards from scrimmage (1,672). CB Asante Samuel finished 2nd in the league in INTs (7) despite only playing in 11 games. David Akers, Jackson, T Jason Peters and Samuel all were selected to the Pro Bowl alongside Vick.





2011 — The Eagles finished the 2011 campaign 8-8, second in the NFC East. The offense was fueled by running back LeSean McCoy, who rushed his way into the Eagles record books by scoring 20 total touchdowns, including 17 on the ground, breaking the team records set by Hall of Fame back Steve Van Buren in 1945. A Pro Bowl selection for the first time, McCoy established new career-highs running the ball 273 times for 1,309 yards. His yardage total was the fifth-most in team history and ranked fourth in the NFL. The offense set franchise records with 6,386 total yards and 356 first downs. Quarterback Michael Vick set career marks in attempts (423), completions (253) and yards (3,303) while becoming the second player in league history (former Eagle Randall Cunningham) to surpass the 3,000-yard passing mark and 500-yard rushing plateau in consecutive seasons. Along the way, he surpassed Cunningham's all-time benchmark for rushing yards by a quarterback. For the first time in franchise history, the Eagles boasted three players (wide receivers DeSean Jackson, Jeremy Maclin and tight end Brent Celek) with 800+ receiving yards in the same season. On defense, the Eagles tied for the league lead with 50 sacks, including 18 from free agent signee defensive end Jason Babin (third in the NFL) and 11 from fellow DE Trent Cole. Their 29 combined sacks were the second most in team history by a duo, bested only by Reggie White and Clyde Simmons (33 in 1992). Babin earned his second straight Pro Bowl berth for his efforts. Left tackle Jason Peters also earned Pro Bowl honors for the fifth straight year, the last three coming in Philadelphia.



2012 — After 14 years in Philadelphia, the Eagles dismissed head coach Andy Reid on December 31st after finishing the season with a disappointing 4-12 record. Following a promising 3-1 start to the season, including a win over the Super Bowl Champion Baltimore Ravens, the Eagles dropped 10 consecutive games and would win only one of their final 12 games on the schedule. Throughout the season, the Birds were plagued by injuries on the offensive line as G Evan Mathis was the only offensive lineman to start all 16 games in 2012. Offensively, the Eagles were paced by WR Jeremy Maclin who became just the eighth wide receiver in NFL history to have at least 55 catches and 750 receiving yards in each of his first four seasons after notching 69 catches for 857 yards and seven touchdowns. RB LeSean McCoy accumulated 1,213 scrimmage yards (840 rushing, 373 receiving) and five touchdowns, including a career-high three receiving scores. Newcomer LB DeMeco Ryans provided a steadying force at the MLB position for the Birds, recording a team-high 148 tackles and a franchise-record 16 tackles for a loss in his first season with the team. After stepping in for an injured QB Michael Vick in Week 10, rookie QB Nick Foles started six of the final seven games of the season and established Eagles rookie records in passing yards (1,699), attempts (265) and completions (161), while fellow first-year standout DT Fletcher Cox led all rookie defensive tackles with 5.5 sacks.

2013 — Under the direction of first-year head coach Chip Kelly, the Eagles rebounded from a disappointing 4-12 season in 2012 to win 10 games and secure their first NFC East title since 2010 in record-breaking fashion. Kelly became the first rookie head coach in Eagles history to win the division in his first year on the job and just the second head coach since the merger to win a



division title in his first season on an NFL staff. Philadelphia set franchise records in points (442), total net yards (6,676), touchdowns (53) and passing yards (4,406), while also turning the ball over fewer times (19) than any previous Birds squad. Offensively, LeSean McCoy finished with a franchise-best and NFL-leading 1,607 rushing yards and 2,146 yards from scrimmage, while Nick Foles recorded the third-highest quarterback rating (119.2) in NFL history after throwing for 27 touchdowns and two interceptions. The duo became the first pair in NFL history to lead the league in rushing yards and passer rating. WR DeSean Jackson set career highs in receptions (82) and receiving yards (1,332), and tied his personal best with nine receiving touchdowns. The Eagles attack was anchored by an offensive line that started all 16 games together for the first time since 2006 and featured two All-Pro selections in Evan Mathis and Jason Peters, who also garnered Pro Bowl honors along with McCoy. Under new defensive coordinator Bill Davis who implemented a 3-4 defensive scheme, Philadelphia held their opponents to 21 points or less in nine straight games during the middle of the season and finished the year ranked tied for third in games in which the defense held their foes to 21-or-fewer points with 12. DeMeco Ryans paced the defense with a career-high 177 tackles, four sacks and two interceptions while cornerback Brandon Boykin ranked tied for second in the NFL with six interceptions despite playing in just 51 percent of the team's defensive snaps. Trent Cole excelled following a transition from defensive end to outside linebacker in the new 3-4 scheme, recording a team-high eight sacks. Linebacker Mychal Kendricks emerged as a playmaker, collaring 137 tackles, three interceptions and four fumble recoveries.

2014 — The Eagles continued to build an identity as one of the offensive leaders in the NFL, but key injuries and missed opportunities late in the season left Philadelphia outside of the playoff picture after finishing second in the NFC East. En route to their second-consecutive 10-6 record, the Eagles set franchise records in points (474), touchdowns (54), completions (390), gross passing yards (4,581) and first downs (356). Offensively, Philly was paced by Pro Bowlers RB LeSean McCoy, who rushed for 1,319 yards, and WR Jeremy Maclin, who established career highs in receptions (85) and receiving yardage (1,318). Despite battling injuries throughout the year, the Eagles offensive line saw three players receive Pro Bowl nods: T Jason Peters (also earned second-team All-Pro honors), G Evan Mathis and C Jason Kelce. At the quarterback position, QB Nick Foles led the team to a 6-2 record; however, a collarbone injury sustained in a Week 9 victory derailed Foles' season and opened the door for QB Mark Sanchez, who provided quality depth at the position, setting the team record for completion percentage (64.1 pct.). Defensively, Philadelphia was led by LB Connor Barwin, who led the NFC with 14.5 sacks en route to his first-career Pro Bowl nod and second-team All-Pro honors. DE Fletcher Cox joined Barwin on the All-Pro team after continuing to develop into one of the league's most disruptive defensive linemen. The Eagles finished the season tied for second in the NFL with 49 sacks, while also notching 11 return touchdowns (four on defense, seven on special teams) - the third-highest total in NFL history. The special teams unit made a large impact in 2014, with punt returner Darren Sproles earning sec-





ond-team All-Pro and Pro Bowl honors after leading the league with a 13.0 punt return average and two PR touchdowns. Rookie K Cody Parkey broke the NFL's all-time rookie scoring record with 150 points, while RB Chris Polk and WR Josh Huff each notched kickoff return scores of 100+ yards, becoming the first team to have two such returns by different players since the 1970 Green Bay Packers.

2015 — The Eagles struggled to find consistency during the 2015 season, finishing with a 7-9 record and missing the playoffs for the second-consecutive season. After spending the majority of three seasons in Philadelphia, head coach Chip Kelly was released from his contract prior to the team's Week 17 contest against the New York Giants, and interim head coach Pat Shurmur led the team to a win in the team's season finale. Offensively in 2015, the Eagles were paced by the play of QB Sam Bradford, who was acquired by the team during the 2015 offseason as part of a trade with the St. Louis Rams. Bradford started 14 games for the Birds, setting team records in completions (346) and completion percentage (65.0%), while finishing fourth in team history in passing yards (3,725). Bradford was supported by the emergence of two young pass catchers in WR Jordan Matthews and TE Zach Ertz. Matthews led the team in receptions (85), receiving yards (997) and touchdown catches (eight), while finishing the season with the 10th-most receptions (152) in NFL history by a player in the first two seasons of his career. In his third year in Philadelphia, Ertz set career highs in both receptions (75) and receiving yards (853) and flourished at the end of season, recording 35 catches and 450 yards receiving over the final four weeks of the campaign. His 450 yards over the final four weeks of the season was the highest total in NFL history by a tight end from Weeks 14-17. On the offensive line, T Jason Peters earned his third-consecutive Pro Bowl nod and his eighth-career invitation to the annual all-star game. Defensively, DE Fletcher Cox cemented his place among the league's top defensive linemen, earning his first-career Pro Bowl honors and second-team AP All-Pro accolades after posting a career high in sacks (9.5) and tackles (104). S Malcolm Jenkins continued to provide stability in the team's secondary during his second season in Philadelphia, pacing the team with 120 tackles and 15 passes defended, while finishing behind only Cox (16.5) in tackles for loss (13). Rookie LB Jordan Hicks made an impact in his first season in the league, recording 54 tackles, three fumble recoveries, two interceptions, one forced fumble and a sack in only eight games before suffering a season-ending pectoral injury in Week 9. RB Darren Sproles earned Pro Bowl honors as a return specialist for the second-straight year after leading the league in punt return yards (446) and punt return touchdowns (two), while finishing second in punt return average (11.7).

2016 — On January 18, 2016, Doug Pederson was named the new head coach of the Philadelphia Eagles. Prior to arriving in Philadelphia, Pederson spent the previous three seasons as the offensive coordinator for the Kansas City Chiefs. A 12-year NFL veteran, Pederson played quarterback for the Eagles in 1999 and worked on the team's coaching staff from 2009-2012. Later in the offseason, Eagles executive vice president of football operations Howie Roseman initiated a pair of trades that allowed the




Cox



Roseman, Wentz, Lurie, Pederson

Eagles to move up from the 13th pick in the first round to the 2nd overall pick and select North Dakota State quarterback Carson Wentz. On September 3, QB Sam Bradford was traded to the Minnesota Vikings in exchange for a 2017 1st-round draft choice and a 2018 4th-round draft choice and Pederson named Wentz the opening-day starter. Wentz went on to set a team and all-time NFL rookie record with 379 completions, while posting franchise rookie records in pass attempts (607), passing yards (3,782), passing touchdowns (16) and completion percentage (62.4%). He also produced the 4th-most passing yards (3,782) in single-season team history and NFL rookie history. With Wentz at the helm of the offense, the team got off to a fast start, as the Eagles won their first three games and headed into their Week 4 bye with a 3-0 record. Following the bye, the Eagles dropped four of the next six games, with all four losses coming on the road. The team's two wins during that stretch came at home against the previously 5-0 Minnesota Vikings and the eventual NFC Champion Atlanta Falcons. Although the team struggled in the back half of the season, they closed out the year with back-to-back home wins against division rivals New York and Dallas. On the offensive side of the ball, TE Zach Ertz led the team in receptions (78), receiving yards (816) and receiving TDs (4). Ertz's 78 catches were the 2nd-most ever by an Eagles tight end. On defense, DT Fletcher Cox was named to his second career Pro Bowl, DE Brandon Graham earned second-team AP All-Pro honors and Jordan Hicks led all NFL LBs with a career-high 5 INTs. K Caleb Sturgis connected on the most FGs in single-season team history (35).

2017 — During the 2017 offseason, the Eagles front office made a number of key acquisitions to bolster the roster. The team utilized free agency to add veterans like LeGarrette Blount, Nick Foles, Alshon Jeffery, Chris Long, Patrick Robinson and Torrey Smith, while also executing trades for veteran defenders Ronald Darby and Tim Jernigan. The team later traded for running back Jay Ajayi just before the NFL trade deadline in October. As a result of these personnel decisions, Eagles Executive Vice President of Football Operations Howie Roseman was named the 2017 Pro Football Writers of America Executive of the Year. After splitting the first two games of the regular-season, the Eagles hosted the New York Giants at Lincoln Financial Field in Week 3. Rookie K Jake Elliott hit a franchise record 61-yard field goal as time expired to lift the Eagles to a 27-24 win over their division rivals and kick off a nine-game win streak. During that winning streak which established the Eagles as the best team in the NFC, Philadelphia won in dominating fashion at Lincoln Financial Field (five double-digit wins at home followed the victory over the Giants) and the team was bruising and physical in road victories at the Los Angeles Chargers, Carolina and Dallas. The Eagles overcame injuries along the way, losing the likes of LB Jordan Hicks, LT Jason Peters and RB Darren Sproles. A December 3rd loss to the Seattle Seahawks sent the 10-2 Eagles to Los Angeles to play the Rams. Late in the third quarter, QB Carson Wentz limped to the sideline after throwing his NFL-leading and franchise-record 33rd touchdown pass of the season to WR Alshon Jeffery. It was later determined that Wentz had torn the anterior cruciate ligament in his left knee. Despite missing the final three games of the regular season, Wentz turned in a



Elliott



Wentz



season for the ages, as the second-year signal caller was named second-team All-Pro by the Associated Press and earned his first career Pro Bowl nod as the NFC starting QB. Wentz also finished 3rd in MVP voting, behind Tom Brady and Todd Gurley. Nick Foles helped Philadelphia close out the victory over the Rams to clinch Philadelphia's first NFC East title since 2013. One week later, Foles tossed four touchdown passes to beat the Giants on the road and secure a first-round bye in the playoffs. A 19-10 victory over the Oakland Raiders on Christmas Night provided the Eagles with homefield advantage throughout the NFC Playoffs. The Eagles finished the regular season with 13 wins, tying for the most in a single season in franchise history. On January 13th, the Eagles hosted the Atlanta Falcons in the first playoff game at Lincoln Financial Field since 2013. With the Eagles clinging to a 15-10 lead with just over 1 minute remaining in regulation, Atlanta set up for a fourth-and-goal play from the Philadelphia 2-yard line. Falcons QB Matt Ryan sprinted right and targeted WR Julio Jones in the end zone, but CB Jalen Mills leapt high in the air to defend the pass and the ball fell incomplete. Philadelphia ran out the remainder of the clock to advance to the NFC Championship Game against the Minnesota Vikings. On a picture-perfect January 21st evening at Lincoln Financial Field, the Eagles put together a masterpiece to blow away the Vikings. A defense that peaked down the stretch of the regular season gave up a first-possession touchdown to the Vikings and then scored on an INT return for a touchdown a few minutes later. It was a dominating performance by the defense that featured two takeaways and three stops in the red zone. Meanwhile, Philadelphia's offense rolled up 456 total net yards, including 352 yards and three touchdown passes from Foles. After falling behind 7-0, the Eagles scored 38 straight points to defeat the Vikings 38-7 and advance to Super Bowl LII in Minneapolis. The Eagles met a familiar Super Bowl foe in Minnesota, as Super Bowl LII pitted Philadelphia against the New England Patriots in a rematch of the team's last Super Bowl appearance: a 21-24 loss to the Patriots in 2004. In Super Bowl LII, offense ruled the night and records were set, including the most combined yards in any NFL game (1,151) and the most combined passing yards (874) in NFL postseason history. Philadelphia found the end zone first when Foles connected with Jeffery on a 34-yard touchdown pass to take a 9-3 lead. Former Patriots RB LeGarrette Blount rumbled for a 21-yard touchdown in the second quarter to give Philadelphia a 15-3 advantage, but New England responded to bring the score to 15-12 with just over two minutes remaining in the first half. A 55-yard pass from Foles to rookie RB Corey Clement moved the Eagles offense inside the Patriots 10-yard line and set the stage for one of the most memorable moments in Philadelphia sports history. Following the big play to Clement, Philadelphia reached the Patriots 1-yard line and executed the now-famous "Philly Special." On fourth-and-goal, Head Coach Doug Pederson dialed up a stunner: the direct snap went to Clement, who flipped the ball to TE Trey Burton, who rolled right and tossed a pass to a wide-open Foles, who had leaked out, uncovered, into the right flat. Foles caught the pass for a touchdown that boosted Philadelphia's lead to 22-12 at the half. The score marked the first touchdown catch by a quarterback in a Super Bowl. New England opened the second-half scoring with a touchdown pass to TE Rob Gronkowski, but Foles responded by hitting Clement in the back of the end zone for a 22-yard score. New England fought back and eventually took a 33-32 lead with less than 10 minutes remaining in the fourth quarter. However, true to its 2017 form, Philadelphia showed its resiliency, as Foles and the offense orchestrated a 14-play, 75-yard



Foles

scoring drive that ended when TE Zach Ertz stretched the ball over the goal line on an 11-yard reception to help the Eagles re-take the lead at 38-33. With just over two minutes left in the game, Brady took the field in hopes of leading New England to its second-straight come-from-behind Super Bowl victory, but the Philadelphia defense had other plans. On second down, DE Brandon Graham delivered the final blow of the game when he reached Brady and punched the ball loose. Rookie DE Derek Barnett recovered the fumble and Elliott kicked a 46-yard field goal with 1:10 left on the clock to give the Eagles a



Lurie

41-33 lead. The kick proved to be the game's final points, as Brady's last-ditch hail mary hit the ground in the end zone and the clock struck zero. Green, white and silver confetti fell from the rafters at U.S. Bank Stadium in Minneapolis, fans packed the streets in Philadelphia and Eagles fans around the world rejoiced. The 2017 Eagles had captured the first Super Bowl title in franchise history and their first NFL Championship since 1960. Pederson became the eighth head coach in NFL history to win the Super Bowl in his first two seasons as a head coach and the seventh to win the Super Bowl in his first playoff run. Pederson became just the fourth head coach in NFL history to lead his team to a Super Bowl title following a sub-.500 record the previous season, joining Bill Walsh (1981 49ers), Dick Vermeil (1999 Rams) and Bill Belichick (2001 Patriots).

2018 — The Philadelphia Eagles began their 2017 Super Bowl title defense with a home game against the Atlanta Falcons in the NFL's annual Thursday Night Kickoff game. The Eagles picked up where they left off in 2017 by defeating the Falcons 15-10. After missing the first two games of the season due to a knee injury sustained in 2017, starting QB Carson Wentz returned to the field in Week 3 and went on to set new single-season career highs in completion percentage (69.6) and QB rating (102.2), while throwing for 3,074 yards and 21 TDs on 401 attempts. Philadelphia struggled to find rhythm and consistency early in the year and entered its bye week at 4-4 following a win over the Jacksonville Jaguars in London in Week 8. Following the team's Week 9 bye, consecutive losses to the Cowboys and Saints dropped the Eagles to 4-6. However the team responded with back-to-back NFC East wins against the Giants and Washington to enter the last quarter of the season at 6-6. The Eagles traveled to Dallas in Week 14 with first place in the NFC East on the line, but Philadelphia was dealt two major blows as they suffered a 23-29 overtime loss to the Cowboys and later learned that Wentz would be forced out of the lineup due to a back injury. Backup quarterback Nick Foles took over the following week as the Eagles headed west to face the 11-2 Los Angeles Rams. The Rams entered the contest as the No. 3 scoring offense in the NFL, averaging 32.7 points per game, but the Eagles defense managed to hold them to just 23 points. The Eagles offense cashed in with three rushing touchdowns and three field goals to upset Los Angeles 30-23. Philadelphia returned home in Week 16 to take on the playoff-bound Houston Texans. Foles turned in a record-breaking performance in front of the home fans as he threw for four touchdowns and a franchise-record 471 passing yards, while engineering a game-winning drive that saw kicker Jake Elliott boot a 35-yard field goal as time expired to give Philadelphia a 32-30 win. The victory over the Texans kept the Eagles' playoff hopes alive heading into Week 17 and gave them an outside shot at the final Wild Card spot in the NFC. This scenario required Philadelphia to beat division-rival Washington on the road and also have the Chicago Bears defeat the Minnesota Vikings. The Eagles handled business in Washington, shutting out Washington 24-0. The team returned to the visiting locker room at FedExField to



find the Bears ahead of the Vikings in the fourth quarter.

Chicago went on to defeat the Vikings 24-10 and despite a rollercoaster of a regular season, Philadelphia won five of its last six regular-season games to earn a spot in the 2018 playoffs. The Eagles traveled to face the No. 3 seeded Chicago Bears in the Wild Card Round and narrowly defeated the Bears 16-15. With time running out in regulation, Foles engineered a 12-play, 60-yard game-winning touchdown drive that was capped by a 2-yard touchdown pass to WR Golden Tate with just 56 seconds remaining in the game. While the touchdown gave the Eagles the lead, the game was not in hand until Bears kicker Cody Parkey clanked what would have been the game-winning field goal off the left upright and the crossbar. The ball crashed to the ground in the end zone and the Eagles kneeled out the clock to advance to the Divisional Round and set up a rematch with the No. 1 seeded New Orleans Saints. The matchup sent Philadelphia back to New Orleans, where it had previously suffered a 48-7 loss in Week 11. The Eagles proved that they were a different team this time around and jumped out to a 14-0 lead early in the first quarter. However, Philadelphia struggled to move the ball for the remainder of the contest and ultimately fell to the Saints 14-20. The 2018 season featured a number of impressive individual performances and five Eagles earned spots in the Pro Bowl: G Brandon Brooks, DT Fletcher Cox, TE Zach Ertz, S Malcolm Jenkins and T Lane Johnson. Ertz set a single-season NFL record for receptions by a TE (116), surpassing the previous mark of 110 set by Jason Witten in 2012. Ertz's 116 receptions also set a new Eagles' single-season record and ranked 2nd in the NFL in 2018, trailing only Saints WR Michael Thomas (125). Cox led the team with a career-high 10.5 sacks, marking the most sacks by an Eagles DT since Andy Harmon in 1995 (11.0). Wentz ranked 3rd in the NFL with a team-record 69.6 (279-of-401) completion percentage, trailing only Saints QB Drew Brees (74.4%) and Vikings QB Kirk Cousins (70.1%) (min. 400 attempts). Wentz also registered a career-high 102.2 passer rating. In addition to the team's five Pro Bowlers, Cox and C Jason Kelce were named first-team All-Pro by the Associated Press.



2019 — The Philadelphia Eagles opened the 2019 season at home against Washington and found themselves down 17-0 early in the second quarter after a slow start. Behind a 313-yard and three TD performance from QB Carson Wentz, including two 50+ yard TD passes to WR DeSean Jackson, who reunited with Philadelphia in the offseason after stints in Washington and Tampa Bay, the Eagles rallied back. They would go on to score 25-unanswered points in the second half to defeat Washington 32-27. Losing their next two games against Atlanta and Detroit, the 1-2 Eagles traveled to Green Bay for a Thursday Night Football matchup against the 3-0 Packers. In Green Bay, Philadelphia gained 176 yards on the ground and sealed a 34-27 victory when LB Nigel Bradham intercepted Packers QB Aaron Rodgers in the endzone with 28 seconds remaining in regulation. The following week, in a 31-6 win over the Jets, the Eagles became the first team in NFL history to record 10+ sacks, a fumble recovery TD and an INT TD in the same game, led by a career-high 3.0 sacks from DE Brandon Graham. Philadelphia stood at 3-2 and tied for first place in the NFC East as they faced a three-game road trip against Minnesota, Dallas and Buffalo. After dropping the first two games of the road trip, the Eagles traveled to Buffalo to face the 5-1 Bills. With a season-high 218 rushing yards and rushing TDs from Miles Sanders, Jordan Howard and Boston Scott, the Eagles defeated the Bills 31-13. After a stellar performance in Buffalo, the Eagles returned home to host the Chicago Bears. The defense showed up once again,

this time allowing only nine first half yards to the Bears, marking the 9th-fewest yards allowed by an NFL team in the first half of a game since at least 2000. The Eagles defeated the Bears 22-14 and headed into their bye week at 5-4. Following the bye, three straight losses against New England, Seattle and Miami left the Eagles at 5-7. Despite their record, the Eagles still controlled their own playoff destiny with four games remaining against NFC East opponents. The route to an NFC East title and playoff berth was straightforward: win-out. The first of the four must-win games was a home contest against the Giants on Monday Night Football. Trailing 17-3 at halftime, the Eagles mounted a furious comeback. Philadelphia's defense shut the Giants out the rest of the way. Down seven points with 8:10 remaining, the Eagles marched from their own 15-yard line to the Giants 2-yard line, eating up clock along the way. Wentz capped off the game-tying drive with a 2-yard TD throw to TE Zach Ertz. In overtime, the Eagles received the ball first and never relinquished possession. Another 2-yard TD from Wentz to Ertz completed the comeback and sealed the victory. The following week, the Eagles and Washington squared off at FedExField. In a game with nine lead changes, Philadelphia found themselves down by three with under five minutes left, when for the second consecutive week, Wentz marched his team down the field late in the game. This time, Wentz completed 8-of-8 attempts for 70 yards and sealed the win with a 4-yard TD pass to WR Greg Ward with 26 seconds remaining in regulation. In the victory, Sanders had a record setting performance, scoring a rushing TD and receiving TD, achieving single-game career-highs in scrimmage yards (172) and rushing yards (122), and establishing new Eagles single-season rookie records in both categories (1,120 scrimmage yards and 687 rushing yards). In Week 16, the Eagles and Cowboys met at Lincoln Financial Field for a matchup with playoff implications. If Dallas won, they would clinch the NFC East and eliminate the Eagles from playoff contention. However, an Eagles win would keep Philadelphia's playoff hopes alive and set up a Week 17 'win-and-in' scenario. The Eagles jumped out to an early 10-point lead with a field goal by K Jake Elliott and a TD by TE Dallas Goedert. Goedert would go on to lead the Eagles passing attack with a career-high 9 catches for 91 yards. Two second-quarter field goals by the Cowboys cut into the Eagles lead. With



the score at 10-6, a late third quarter TD by Sanders, who finished with 156 scrimmage yards in the game, extended Philadelphia's lead to 17-6. The Eagles would continue their stout defensive performance, surrendering just one more field goal in the game and keeping the NFL's No. 1 ranked offense out of the end zone, en route to a 17-9 victory. The victory over Dallas formed two Week 17 scenarios for Philadelphia to clinch the NFC East and earn a playoff berth: a victory at MetLife Stadium against the Giants, or a Cowboys loss to Washington. Through three quarters of the game, each time Philadelphia took the lead, the Giants answered. With the game tied 17-17 in the fourth quarter, Boston Scott ran in his second and third touchdowns of the game and Philadelphia scored 17-unanswered points to win 34-17 and wrap up the NFC East title. The victory over the Giants set up a Wild Card Weekend matchup between the Eagles and Seahawks at Lincoln Financial Field. The game would mark the first-ever playoff meeting between the two teams. Due to a first-quarter head injury to Wentz, Eagles backup QB and 17-year veteran Josh McCown took the ball under center the rest of the way. Under his direction, the Eagles marched down the field on numerous occasions, but were unable reach the end zone. Philadelphia scored 9 points off the foot of Jake Elliott, but it wasn't enough, as they ultimately fell to the Seahawks 9-17.



YEAR-BY-YEAR STATISTICS



FRONT OFFICE & COACHING STAFF

PLAYER BIOS

2019 EAGLES STATS

RECORD BOOK

ALL-TIME RESULTS

ALL-TIME ROSTERS

HONORS & HISTORY

YEAR-BY-YEAR STATS

OFF THE FIELD

2019 EAGLES STATISTICS



SCHEDULE & RESULTS (9-7)					
S-08	W	32-27	Washington	69,796	
S-15	L	20-24	at Atlanta	72,443	
S-22	L	24-27	Detroit	69,796	
S-26	W	34-27	at Green Bay	77,509	
O-06	W	31-6	New York Jets	69,796	
O-13	L	20-38	at Minnesota	66,837	
O-20	L	10-37	at Dallas	91,213	
O-27	W	31-13	at Buffalo	69,435	
N-03	W	22-14	Chicago	69,796	
N-17	L	10-17	New England	69,796	
N-24	L	9-17	Seattle	69,796	
D-01	L	31-37	at Miami	65,545	
D-09	W	23-17	New York Giants (OT)	69,796	
D-15	W	37-27	at Washington	63,246	
D-22	W	17-9	Dallas	69,796	
D-29	W	34-17	at New York Giants	75,029	
NFC WILD CARD PLAYOFF					
J-05	L	9-17	Seattle	69,796	

TEAM STATS	EAGLES	OPP
Total First Downs	354	289
Rushing	104	76
Passing	215	185
Penalty	35	28
3rd Down: Made/Att	104/229	70/205
3rd Down Pct.	45.4%	34.1%
4th Down: Made/Att	8/24	11/18
4th Down Pct.	33.3%	61.1%
Possession Avg.	32:56	27:04
Total Net Yards	5772	5307
Avg. Per Game	360.8	331.7
Total Plays	1104	967
Avg. Per Play	5.2	5.5
Net Yards Rushing	1939	1442
Avg. Per Game	121.2	90.1
Total Rushes	454	353
Net Yards Passing	3833	3865
Avg. Per Game	239.6	241.6
Sacked/Yards Lost	37/230	43/271
Gross Yards	4063	4136
Attempts/Completions	613/391	571/348
Completion Pct.	63.8%	60.9%
Had Intercepted	8	11
Punts/Average	71/46.4	86/44.7
Net Punting Avg.	42.3	41.2
Penalties/Yards	100/836	115/959
Fumbles/Ball Lost	31/15	19/9
Touchdowns	46	41
Rushing	16	13
Passing	27	27
Returns	3	1

Score By Periods	Q1	Q2	Q3	Q4	OT	Pts
Eagles	69	103	104	103	6	385
Opponents	72	129	68	85	0	354

Passing	Att	Cmp	Yds	Cmp%	Y/A	TD	TD%	Int	Int%	Lg	Sk/Lost	Rat
C.Wentz	607	388	4039	63.9%	6.6	27	4.4%	7	1.2%	53t	37/230	93.1
J.McCown	5	3	24	60.0%	4.8	0	0.0%	0	0.0%	13	0/0	72.1
J.Elliott	1	0	0	0.0%	0.0	0	0.0%	1	100.0%	0	0/0	0.0
Eagles	613	391	4063	63.8%	6.6	27	4.4%	8	1.3%	53t	37/230	92.1
Opponents	571	348	4136	60.9%	7.2	27	4.7%	11	1.9%	75t	43/271	90.8

Scoring	TD	Ru	Pa	Rt	PAT	FG	2Pt	Pts	INTs	No.	Yds	Avg	Lg	TD
J.Elliott	0	0	0	0	35/37	22/26	0	101	N.Gerry	2	51	25.5	51t	1
J.Howard	7	6	1	0			0	42	R.McLeod	2	30	15.0	23	0
Z.Ertz	6	0	6	0			1	38	R.Darby	2	29	14.5	16	0
M.Sanders	6	3	3	0			1	38	S.Jones	2	4	2.0	3	0
D.Goedert	5	0	5	0			0	30	N.Bradham	1	22	22.0	22	0
B.Scott	5	5	0	0			0	30	A.Sendejo	1	15	15.0	15	0
A.Jeffery	5	1	4	0			0	30	J.Mills	1	0	0.0	0	0
N.Agholor	3	0	3	0			1	20	A.Maddox	0	8	0.0	8	0
D.Jackson	2	0	2	0			0	12	Eagles	11	159	14.5	51t	1
O.Scandrick	1	0	0	1			0	6	Opponents	8	36	4.5	17	0
N.Bradham	1	0	0	1			0	6						
C.Wentz	1	1	0	0			0	6						
N.Gerry	1	0	0	1			0	6						
G.Ward	1	0	1	0			0	6						
J.Perkins	1	0	1	0			0	6						
Arcega-Whiteside	1	0	1	0			0	6						
D.Sproles	0	0	0	0			1	2						
Eagles	46	16	27	3	35/37	22/26	4	385						
Opponents	41	13	27	1	35/37	23/27	2	354						

Sacks: B.Graham 8.5, D.Barnett 6.5, V.Curry 5.0, J.Sweat 4.0, F.Cox 3.5, N.Gerry 2.5, M.Jenkins 2.5, T.Jernigan 2.0, H.Ridgeway 2.0, O.Scandrick 2.0, D.Hall 1.0, A.Maddox 1.0, A.Sendejo 1.0, R.McLeod 1.0, G.Avery 0.5, **Eagles: 43.0, Opponents: 37.0**

Fumbles Lost: C.Wentz 7, C.Clement 2, D.Goedert 2, B.Scott 1, M.Sanders 1, Z.Ertz 1, N.Agholor 1

Total: 15
Opponent Fumble Recoveries: B.Graham 2, N.Bradham 1, F.Cox 1, K.Grugier-Hill 1, D.Riley 1, N.Gerry 1, O.Scandrick 1, M.Jenkins 1 **Total: 9**

<u>Rushing</u>	<u>No.</u>	<u>Yds</u>	<u>Avg</u>	<u>Lg</u>	<u>TD</u>
M.Sanders	179	818	4.6	65t	3
J.Howard	119	525	4.4	20	6
B.Scott	61	245	4.0	25	5
C.Wentz	62	243	3.9	19	1
D.Sproles	17	66	3.9	17	0
J.Ajayi	10	30	3.0	11	0
N.Agholor	2	7	3.5	16	0
G.Ward	1	5	5.0	5	0
A.Jeffery	1	2	2.0	2t	1
J.McCown	2	-2	-1.0	-1	0
Eagles	454	1939	4.3	65t	16
Opponents	353	1442	4.1	68t	13

Receiving	No.	Yds	Avg	Lg	TD
Z.Ertz	88	916	10.4	30	6
D.Goedert	58	607	10.5	28t	5
M.Sanders	50	509	10.2	45	3
A.Jeffery	43	490	11.4	38	4
N.Agholor	39	363	9.3	43	3
G.Ward	28	254	9.1	38	1
B.Scott	24	204	8.5	39	0
J.Arcega-Whiteside	10	169	16.9	30	1
M.Hollins	10	125	12.5	20	0
J.Howard	10	69	6.9	20t	1
D.Jackson	9	159	17.7	53t	2
J.Perkins	9	87	9.7	24t	1
D.Sproles	6	24	4.0	7	0
J.Matthews	4	33	8.3	10	0
D.Burnett	2	48	24.0	41	0
R.Davis	1	6	6.0	6	0
J.Ajayi	0	0	0.0	0	0
Eagles	391	4063	10.4	53t	27
Opponents	348	4136	11.9	75t	27

Punting	No	Yds	Avg	Net	TB	In	Lg	B
C.Johnston	71	3292	46.4	42.3	4	28	61	0
Eagles	71	3292	46.4	42.3	4	28	61	0
Opponents	86	3840	44.7	41.2	7	34	72	0

Punt Returns	Ret	FC	Yds	Avg	Lg	TD
D.Sproles	11	7	86	7.8	17	0
G.Ward	7	12	24	3.4	16	0
B.Scott	6	4	43	7.2	13	0
N.Agholor	2	0	7	3.5	4	0
C.Clement	1	0	0	0.0	0	0
Eagles	27	23	160	5.9	17	0
Opponents	32	19	207	6.5	24	0

Kickoff Returns	No.	Yds	Avg	Lg	TD
M.Sanders	14	314	22.4	67	0
B.Scott	10	229	22.9	33	0
C.Clement	3	73	24.3	26	0
N.Gerry	1	21	21.0	21	0
D.Goedert	1	16	16.0	16	0
Eagles	29	653	22.5	67	0
Opponents	27	643	23.8	100t	1

Field Goals	1-19	20-29	30-39	40-49	50+
J.Elliott	0/0	7/7	8/8	5/7	2/4
Eagles	0/0	7/7	8/8	5/7	2/4
Opponents	0/0	5/5	9/9	5/6	4/7

Elliott: (22G) (34G, 41G) (25G) () (28G) (53G, 40G) (38G) (37G) (28G, 28G, 38G) (42G) (28G) (48G, 43G, 49WL, 37G) (34G, 47WL) (25G) (36G, 53WR, 55WL) (31G, 50G)
Opponents: (41G, 48G) (50G, 50WL) (25G, 33G, 46B) (30G, 31G) (55WR) (39G) (26G, 63G, 29G) (53WR) () (35G, 22G, 39G) (24G) (51G) (34G) (53G, 43G) (49G, 32G, 49G) (37G)

2018 EAGLES STATISTICS



SCHEDULE & RESULTS (9-7)					
S-06	W	18-12	Atlanta	69,696	
S-16	L	21-27	at Tampa Bay	56,552	
S-23	W	20-16	Indianapolis	69,696	
S-30	L	23-26	at Tennessee (OT)	69,013	
O-07	L	21-23	Minnesota	69,696	
O-11	W	34-13	at New York Giants	77,167	
O-21	L	17-21	Carolina	69,696	
O-28	W	24-18	at Jacksonville (Lon.)	85,870	
N-11	L	20-27	Dallas	69,696	
N-18	L	7-48	at New Orleans	73,042	
N-25	W	25-22	New York Giants	69,696	
D-03	W	28-13	Washington	69,696	
D-09	L	23-29	at Dallas (OT)	93,127	
D-16	W	30-23	at L.A. Rams	74,210	
D-23	W	32-30	Houston	69,696	
D-30	W	24-0	at Washington	63,188	
NFC WILD CARD PLAYOFF					
J-06	W	16-15	at Chicago	62,462	
NFC DIVISIONAL PLAYOFF					
J-13	L	14-20	at New Orleans	73,027	

TEAM STATS	EAGLES	OPP
Total First Downs	346	308
Rushing	94	71
Passing	221	215
Penalty	31	22
3rd Down: Made/Att	84/205	71/201
3rd Down Pct.	41.0%	35.3%
4th Down: Made/Att	14/23	11/19
4th Down Pct.	60.9%	57.9%
Possession Avg.	32:03	27:57
Total Net Yards	5845	5859
Avg. Per Game	365.3	366.2
Total Plays	1037	1002
Avg. Per Play	5.6	5.8
Net Yards Rushing	1570	1551
Avg. Per Game	98.1	96.9
Total Rushes	398	332
Net Yards Passing	4275	4308
Avg. Per Game	267.2	269.3
Sacked/Yards Lost	40/249	44/311
Gross Yards	4524	4619
Attempts/Completions	599/422	626/417
Completion Pct.	70.5%	66.6%
Had Intercepted	11	10
Punts/Average	61/48.1	65/46.1
Net Punting Avg.	42.7	42.2
Penalties/Yards	100/852	115/995
Fumbles/Ball Lost	29/12	22/7
Touchdowns	41	37
Rushing	12	14
Passing	29	22
Returns	0	1

Score By Periods	Q1	Q2	Q3	Q4	OT	Pts
Eagles	41	107	101	115	3	367
Opponents	61	108	53	114	12	348

Passing	Att	Cmp	Yds	Cmp%	Y/A	TD	TD%	Int	Int%	Lg	Sk/Lost	Rat
C.Wentz	401	279	3074	69.6%	7.7	21	5.2%	7	1.7%	58	31/202	102.2
N.Foles	195	141	1413	72.3%	7.2	7	3.6%	4	2.1%	83t	9/47	96.0
N.Sudfeld	2	1	22	50.0%	11.0	1	50.0%	0	0.0%	22t	0/0	129.2
N.Agholor	1	1	15	100.0%	15.0	0	0.0%	0	0.0%	15	0/0	118.8
Eagles	599	422	4524	70.5%	7.6	29	4.8%	11	1.8%	83t	40/249	100.8
Opponents	626	417	4619	66.6%	7.4	22	3.5%	10	1.6%	75t	44/311	93.4

Scoring	TD	Ru	Pa	Rt	PAT	FG	2Pt	Pts	INTs	No.	Yds	Avg	Lg	TD
J.Elliott	0	0	0	0	33/35	26/31	0	111	R.Douglas	3	14	4.7	17	0
Z.Ertz	8	0	8	0			0	48	A.Maddox	2	23	11.5	23	0
A.Jeffery	6	0	6	0			0	36	C.Graham	1	29	29.0	29	0
W.Smallwood	5	3	2	0			1	32	M.Jenkins	1	25	25.0	25	0
N.Agholor	4	0	4	0			0	24	K.Grugier-Hill	1	24	24.0	24	0
D.Goedert	4	0	4	0			0	24	R.Darby	1	16	16.0	16	0
J.Adams	3	3	0	0			1	20	N.Gerry	1	8	8.0	8	0
J.Ajayi	3	3	0	0			1	20	Eagles	10	139	13.9	29	0
D.Sproles	3	1	2	0			0	18	Opponents	11	153	13.9	40	0
C.Clement	2	2	0	0			1	14						
J.Matthews	2	0	2	0			0	12						
G.Tate	1	0	1	0			1	8						
Eagles	41	12	29	0	33/35	26/31	5	367						
Opponents	37	14	22	1	28/32	32/37	1	348						

2-Pt. Conversions: Eagles 5/6, Opponents: 1/3

Sacks: F.Cox 10.5, M.Bennett 9.0, C.Long 6.5, B.Graham 4.0, J.Hicks 3.0, D.Barnett 2.5, N.Bradham 2.0, K.Grugier-Hill 1.0, T.Hester 1.0, M.Jenkins 1.0, H.Ngata 1.0, D.Vaeao 1.0, Da.Hall 0.5, B.Hector 0.5, A.Maddox 0.5, **Eagles: 44.0, Opponents: 40.0**

Rushing	No.	Yds	Avg	Lg	TD
J.Adams	120	511	4.3	29	3
W.Smallwood	87	364	4.2	15	3
C.Clement	68	259	3.8	32	2
J.Ajayi	45	184	4.1	20	3
D.Sproles	29	120	4.1	17	1
C.Wentz	34	93	2.7	13	0
N.Agholor	3	32	10.7	16	0
N.Foles	9	17	1.9	4	0
N.Sudfeld	2	-2	-1.0	-1	0
G.Tate	1	-8	-8.0	-8	0
Eagles	398	1570	3.9	32	12
Opponents	332	1551	4.7	90t	14

Receiving	No.	Yds	Avg	Lg	TD
Z.Ertz	116	1163	10.0	34	8
A.Jeffery	65	843	13.0	52	6
N.Agholor	64	736	11.5	83t	4
D.Goedert	33	334	10.1	32t	4
G.Tate	30	278	9.3	32	1
W.Smallwood	28	230	8.2	36t	2
C.Clement	22	192	8.7	23	0
J.Matthews	20	300	15.0	56t	2
D.Sproles	15	160	10.7	37t	2
J.Adams	7	58	8.3	13	0
K.Aiken	6	53	8.8	18	0
J.Perkins	5	67	13.4	30	0
J.Ajayi	5	20	4.0	12	0
D.Carter	2	21	10.5	11	0
S.Gibson	1	48	48.0	48	0
N.Foles	1	10	10.0	15	0
R.Rodgers	1	7	7.0	7	0
C.Wentz	1	4	4.0	4	0
M.Wallace	0	0	0.0	0	0
Eagles	422	4524	10.7	83t	29
Opponents	417	4619	11.1	75t	22

Fumbles Lost: C.Wentz 6, N.Foles 2, J.Ajayi 1, W.Smallwood 1, T.Sullivan 1, J.Adams 1 **Total: 12**

Opponent Fumble Recoveries: C.Graham 1, M.Jenkins 1, B.Graham 1, N.Bradham 1, F.Cox 1, D.Alexander 1, J.Hicks 1 **Total: 7**

Punting	No	Yds	Avg	Net	TB	In	Lg	B
C.Johnston	61	2937	48.1	42.7	7	24	68	0
Eagles	61	2937	48.1	42.7	7	24	68	0
Opponents	65	2999	46.1	42.2	2	20	65	0

Punt Returns	Ret	FC	Yds	Avg	Lg	TD
D.Carter	10	0	103	10.3	42	0
D.Sproles	10	9	83	8.3	14	0
C.Clement	6	2	17	2.8	10	0
G.Tate	5	0	13	2.6	12	0
N.Agholor	1	0	0	0.0	0	0
T.Sullivan	1	0	0	0.0	0	0
Eagles	33	11	216	6.5	42	0
Opponents	31	16	194	6.3	23	0

Kickoff Returns	No.	Yds	Avg	Lg	TD
C.Clement	13	333	25.6	48	0
D.Carter	10	204	20.4	30	0
B.Scott	4	96	24.0	35	0
S.Gibson	3	57	19.0	30	0
W.Smallwood	2	33	16.5	17	0
D.Sproles	1	2	2.0	2	0
Eagles	33	725	22.0	48	0
Opponents	24	540	22.5	46	0

Field Goals	1-19	20-29	30-39	40-49	50+
J.Elliott	0/0	7/7	10/11	7/8	2/5
Eagles	0/0	7/7	10/11	7/8	2/5
Opponents	1/1	10/11	11/11	4/7	6/7

Elliott: (26G) (42RU) (55WL, 33G, 24G) (27G, 30G, 37G) (30G, 28G) (33G, 54WR, 30G) (36WR, 46G) (31G) (56G, 26G) () (42G, 28G, 43G) (46G, 44G) (26G) (51G, 34G, 40G, 53WR) (47G, 35G) (33G)

Opponents: (21G, 52G) () (35G, 31G, 28G) (42G, 33G) (28LU, 37G, 45WR, 22G, 52G) () (50G, 57G, 33G, 24G) (25G, 31G, 42WR) (38G, 19G) (25G, 51G, 29G) (44G, 47G) (28G, 45WR, 62G, 21G) (41G, 36G, 37G) (30G) ()

2017 EAGLES STATISTICS



SCHEDULE & RESULTS (13-3)

S-10	W	30-17	at Washington	78,685
S-17	L	20-27	at Kansas City	74,971
S-24	W	27-24	New York Giants	69,596
O-01	W	26-24	at L.A. Chargers	25,374
O-08	W	34-7	Arizona	69,596
O-12	W	28-23	at Carolina	74,373
O-23	W	34-24	Washington	69,596
O-29	W	33-10	San Francisco	69,596
N-05	W	51-23	Denver	69,596
N-19	W	37-9	at Dallas	93,247
N-26	W	31-3	Chicago	69,596
D-03	L	10-24	at Seattle	69,075
D-10	W	43-35	at L.A. Rams	67,752
D-17	W	34-29	at New York Giants	76,896
D-25	W	19-10	Oakland	69,596
D-31	L	0-6	Dallas	69,596
NFC DIVISIONAL PLAYOFF				
J-13	W	15-10	Atlanta	69,596
NFC CHAMPIONSHIP				
J-21	W	38-7	Minnesota	69,596
SUPER BOWL LII (at Minneapolis)				
F-04	W	41-33	at New England	67,612

TEAM STATS

	EAGLES	OPP
Total First Downs	338	272
Rushing	108	62
Passing	193	177
Penalty	37	33
3rd Down: Made/Att	96/230	66/205
3rd Down Pct.	41.7%	32.2%
4th Down: Made/Att	17/26	4/18
4th Down Pct.	65.4%	22.2%
Possession Avg.	32:41	27:19
Total Net Yards	5852	4904
Avg. Per Game	365.8	306.5
Total Plays	1073	976
Avg. Per Play	5.5	5.0
Net Yards Rushing	2115	1267
Avg. Per Game	132.2	79.2
Total Rushes	473	337
Net Yards Passing	3737	3637
Avg. Per Game	233.6	227.3
Sacked/Yards Lost	36/230	38/246
Gross Yards	3967	3883
Attempts/Completions	564/341	601/363
Completion Pct.	60.5%	60.4%
Had Intercepted	9	19
Punts/Average	68/44.6	83/44.9
Net Punting Avg.	40.6	39.6
Penalties/Yards	116/962	101/917
Fumbles/Ball Lost	25/11	19/12
Touchdowns	53	34
Rushing	9	7
Passing	38	24
Returns	6	3

Score By Periods

	Q1	Q2	Q3	Q4	OT	Pts
Eagles	106	118	107	126	0	457
Opponents	48	81	63	103	0	295

Passing	Att	Cmp	Yds	Cmp%	Y/A	TD	TD%	Int	Int%	Lg	Sk/Lost	Rat
C.Wentz	440	265	3296	60.2%	7.5	33	7.5%	7	1.6%	72t	28/162	101.9
N.Foles	101	57	537	56.4%	5.3	5	5.0%	2	2.0%	35	5/44	79.5
N.Sudfeld	23	19	134	82.6%	5.8	0	0.0%	0	0.0%	16	3/24	91.0
Eagles	564	341	3967	60.5%	7.0	38	6.7%	9	1.6%	72t	36/230	97.6
Opponents	601	363	3883	60.4%	6.5	24	4.0%	19	3.2%	77t	38/246	79.5

Scoring	TD	Ru	Pa	Rt	PAT	FG	2Pt	Pts	INTs	No.	Yds	Avg	Lg	TD
J.Elliott	0	0	0	0	39/42	26/31	0	117	P.Robinson	4	36	9.0	19	0
A.Jeffery	9	0	9	0			3	60	R.McLeod	3	67	22.3	50	0
N.Agholor	9	0	8	1			0	54	J.Mills	3	53	17.7	37t	1
Z.Ertz	8	0	8	0			0	48	R.Darby	3	42	14.0	37	0
C.Clement	6	4	2	0			1	38	C.Graham	2	73	36.5	59	0
T.Burton	5	0	5	0			1	32	R.Douglas	2	7	3.5	7	0
L.Blount	3	2	1	0			1	20	M.Jenkins	2	0	0.0	0	0
T.Smith	2	0	2	0			0	12	Eagles	19	278	14.6	59	1
J.Ajayi	2	1	1	0			0	12	Opponents	9	43	4.8	24t	1
C.Sturgis	0	0	0	0	1/2	3/3	0	10						
K.Barner	1	1	0	0			0	6						
N.Bradham	1	0	0	1			0	6						
F.Cox	1	0	0	1			0	6						
B.Celek	1	0	1	0			0	6						
B.Graham	1	0	0	1			0	6						
W.Smallwood	1	1	0	0			0	6						
J.Mills	1	0	0	1			0	6						
M.Hollins	1	0	1	0			0	6						
D.Barnett	1	0	0	1			0	6						

Eagles	53	9	38	6	40/44	29/34	6	457
Opponents	34	7	24	3	31/33	20/26	0	295

2-Pt. Conversions: Eagles 6/9, Opponents: 0/1

Rushing	No.	Yds	Avg	Lg	TD
L.Blount	173	766	4.4	68	2
J.Ajayi	70	408	5.8	71	1
C.Clement	74	321	4.3	28	4
C.Wentz	64	299	4.7	24	0
W.Smallwood	47	174	3.7	26	1
D.Sproles	15	61	4.1	12	0
K.Barner	16	57	3.6	18	1
N.Sudfeld	1	22	22.0	22	0
N.Agholor	1	7	7.0	7	0
N.Foles	11	3	0.3	9	0
T.Smith	1	-3	-3.0	-3	0
Eagles	473	2115	4.5	71	9
Opponents	337	1267	3.8	53t	7

Receiving	No.	Yds	Avg	Lg	TD
Z.Ertz	74	824	11.1	53	8
N.Agholor	62	768	12.4	72t	8
A.Jeffery	57	789	13.8	53t	9
T.Smith	36	430	11.9	59t	2
T.Burton	23	248	10.8	27t	5
M.Hollins	16	226	14.1	64t	1
B.Celek	13	130	10.0	28	1
W.Smallwood	13	103	7.9	24	0
C.Clement	10	123	12.3	28	2
J.Ajayi	10	91	9.1	32	1
L.Blount	8	50	6.3	20	1
D.Sproles	7	73	10.4	16	0
K.Barner	5	56	11.2	22	0
M.Johnson	5	45	9.0	16	0
S.Gibson	2	11	5.5	6	0
Eagles	341	3967	11.6	72t	38
Opponents	363	3883	10.7	77t	24

INTs	No.	Yds	Avg	Lg	TD
P.Robinson	4	36	9.0	19	0
R.McLeod	3	67	22.3	50	0
J.Mills	3	53	17.7	37t	1
R.Darby	3	42	14.0	37	0
C.Graham	2	73	36.5	59	0
R.Douglas	2	7	3.5	7	0
M.Jenkins	2	0	0.0	0	0
Eagles	19	278	14.6	59	1
Opponents	9	43	4.8	24t	1

Sacks: B.Graham 9.5, F.Cox 5.5, D.Barnett 5.0, C.Long 5.0, V.Curry 3.0, T.Jernigan 2.5, M.Kendricks 2.0, B.Allen 1.0, N.Bradham 1.0, M.Jenkins 1.0, S.Means 1.0, P.Robinson 1.0, J.Hamilton 0.5, **Eagles: 38.0, Opponents: 36.0**

Fumbles Lost: C.Wentz 3, N.Foles 2, Z.Ertz 1, J.Ajayi 1, D.Sproles 1, M.Jenkins 1, L.Blount 1, M.Johnson 1 **Total: 11**

Opponent Fumble Recoveries: F.Cox 2, D.Barnett 2, T.Burton 1, J.Hicks 1, M.Hollins 1, M.Jenkins 1, B.Graham 1, R.McLeod 1, N.Bradham 1 **Total: 12**

Punting	No	Yds	Avg	Net	TB	In	Lg	B
D.Jones	67	3033	45.3	40.6	5	21	62	1
Eagles	68	3033	44.6	40.6	5	21	62	1
Opponents	83	3725	44.9	39.6	9	29	64	1

Punt Returns	Ret	FC	Yds	Avg	Lg	TD
K.Barner	27	15	240	8.9	76	0
D.Sproles	1	5	10	10.0	10	0
T.Smith	1	0	9	9.0	9	0
Eagles	29	20	259	8.9	76	0
Opponents	25	14	171	6.8	44	0

Kickoff Returns	No.	Yds	Avg	Lg	TD
K.Barner	10	194	19.4	27	0
W.Smallwood	4	93	23.3	28	0
C.Clement	2	49	24.5	35	0
B.Celek	2	18	9.0	10	0
Eagles	18	354	19.7	35	0
Opponents	47	1015	21.6	61	0

Field Goals	1-19	20-29	30-39	40-49	50+
J.Elliott	0/0	5/5	4/7	12/13	5/6
C.Sturgis	0/0	0/0	1/1	1/1	1/1
Eagles	0/0	5/5	5/8	13/14	6/7
Opponents	0/0	7/9	5/5	5/7	3/5

Elliott: () (34G, 30WL, 40G) (52WL, 46G, 61G) (45G, 40G, 53G, 47G) (36G, 28G) (50G, 48G) (50G, 42G, 45RU) (40G, 51G) (45G) (34WR) (45G) (26G) (22G, 41G, 33G) (28G, 20G) (33WR, 35G, 48G) ()
Sturgis: (50G, 42G, 37G) () () () () () () () () () () () () () () ()
Opponents: (33G) (34G, 39G) (41G) (28G) (51B) (39G, 20G, 46G) (27) (27B, 50G) (52G, 53G, 24G) (48G, 27G, 47G) (54SH, 38G) (46G) () (28G, 48B) (25G, 48WR) (23WL)

2016 EAGLES STATISTICS



SCHEDULE & RESULTS (7-9)

S-11	W	29-10	Cleveland	69,596
S-19	W	29-14	at Chicago	62,268
S-25	W	34-3	Pittsburgh	69,596
O-09	L	23-24	at Detroit	58,047
O-16	L	20-27	at Washington	78,934
O-23	W	21-10	Minnesota	69,596
O-30	L	23-29	at Dallas (OT)	93,103
N-06	L	23-28	at New York Giants	80,309
N-13	W	24-15	Atlanta	69,596
N-20	L	15-26	at Seattle	69,190
N-28	L	13-27	Green Bay	69,596
D-04	L	14-32	at Cincinnati	55,456
D-11	L	22-27	Washington	69,596
D-18	L	26-27	at Baltimore	71,223
D-22	W	24-19	New York Giants	69,596
J-01	W	27-13	Dallas	69,596

TEAM STATS

	EAGLES	OPP
Total First Downs	333	300
Rushing	114	89
Passing	192	177
Penalty	27	34
3rd Down: Made/Att	85/224	82/205
3rd Down Pct.	37.9%	40.0%
4th Down: Made/Att	13/27	8/18
4th Down Pct.	48.1%	44.4%
Possession Avg.	32:16	27:44
Total Net Yards	5398	5484
Avg. Per Game	337.4	342.8
Total Plays	1080	978
Avg. Per Play	5.0	5.6
Net Yards Rushing	1813	1652
Avg. Per Game	113.3	103.3
Total Rushes	438	391
Net Yards Passing	3585	3832
Avg. Per Game	224.1	239.5
Sacked/Yards Lost	33/213	34/207
Gross Yards	3798	4039
Attempts/Completions	609/380	553/333
Completion Pct.	62.4%	60.2%
Had Intercepted	14	16
Punts/Average	63/45.8	62/46.3
Net Punting Avg.	40.7	41.1
Penalties/Yards	113/945	99/837
Fumbles/Ball Lost	24/6	24/10
Touchdowns	37	36
Rushing	16	10
Passing	16	25
Returns	5	1

Score By Periods

	Q1	Q2	Q3	Q4	OT	Pts
Eagles	56	119	94	98	0	367
Opponents	78	120	59	68	6	331

Passing	Att	Cmp	Yds	Cmp%	Y/A	TD	TD%	Int	Int%	Lg	Sk/Lost	Rat
C.Wentz	607	379	3782	62.4%	6.2	16	2.6%	14	2.3%	73t	33/213	79.3
C.Daniel	1	1	16	100.0%	16.0	0	0.0%	0	0.0%	16	0/0	118.8
J.Huff	1	0	0	0.0%	0.0	0	0.0%	0	0.0%	0	0/0	39.6
Eagles	609	380	3798	62.4%	6.2	16	2.6%	14	2.3%	73t	33/213	79.2
Opponents	553	333	4039	60.2%	7.3	25	4.5%	16	2.9%	80t	34/207	85.7

Scoring	TD	Ru	Pa	Rt	PAT	FG	2Pt	Pts	INTs	No.	Yds	Avg	Lg	TD
C.Sturgis	0	0	0	0	30/31	35/41	0	135	J.Hicks	5	41	8.2	34	0
R.Mathews	9	8	1	0			2	58	M.Jenkins	3	98	32.7	64t	2
Z.Ertz	4	0	4	0			0	24	R.McLeod	3	5	1.7	5	0
D.Sproles	4	2	2	0			0	24	L.McKelvin	2	29	14.5	29t	1
J.Mathews	3	0	3	0			0	18	N.Bradham	1	28	28.0	28	0
N.Agholor	2	0	2	0			1	14	T.Brooks	1	6	6.0	6	0
C.Wentz	2	2	0	0			1	14	N.Carroll	1	0	0.0	0	0
Green-Beckham	2	0	2	0			0	12	Eagles	16	207	12.9	64t	3
W.Smallwood	2	1	0	1			0	12	Opponents	14	126	9.0	47	0
K.Barner	2	2	0	0			0	12						
M.Jenkins	2	0	0	2			0	12						
J.Huff	2	0	1	1			0	12						
T.Burton	1	0	1	0			0	6						
L.McKelvin	1	0	0	1			0	6						
T.Watson	1	1	0	0			0	6						
Eagles	37	16	16	5	30/31	35/41	4	367						
Opponents	36	10	25	1	31/34	28/33	0	331						

2-Pt. Conversions: Eagles 4/6, Opponents: 0/1

Rushing	No.	Yds	Avg	Lg	TD
R.Mathews	155	661	4.3	30	8
D.Sproles	94	438	4.7	25t	2
W.Smallwood	77	312	4.1	19	1
C.Wentz	46	150	3.3	17	2
K.Barner	27	129	4.8	19	2
B.Marshall	19	64	3.4	12	0
T.Watson	9	28	3.1	8	1
N.Agholor	5	14	2.8	5	0
J.Huff	3	10	3.3	10	0
B.Treggs	2	7	3.5	4	0
D.Jones	1	0	0.0	0	0
Eagles	438	1813	4.1	30	16
Opponents	391	1652	4.2	72t	10

Receiving	No.	Yds	Avg	Lg	TD
Z.Ertz	78	816	10.5	30	4
J.Mathews	73	804	11.0	54	3
D.Sproles	52	427	8.2	73t	2
T.Burton	37	327	8.8	32	1
D.Green-Beckham	36	392	10.9	26	2
N.Agholor	36	365	10.1	40t	2
B.Celek	14	155	11.1	24	0
R.Mathews	13	115	8.8	27	1
J.Huff	13	72	5.5	14	1
P.Turner	9	126	14.0	41	0
W.Smallwood	6	55	9.2	18	0
K.Barner	5	42	8.4	15	0
B.Treggs	3	80	26.7	58	0
B.Marshall	3	10	3.3	7	0
C.Wentz	1	7	7.0	7	0
T.Watson	1	5	5.0	5	0
Eagles	380	3798	10.0	73t	16
Opponents	333	4039	12.1	80t	25

INTs	No.	Yds	Avg	Lg	TD
J.Hicks	5	41	8.2	34	0
M.Jenkins	3	98	32.7	64t	2
R.McLeod	3	5	1.7	5	0
L.McKelvin	2	29	14.5	29t	1
N.Bradham	1	28	28.0	28	0
T.Brooks	1	6	6.0	6	0
N.Carroll	1	0	0.0	0	0
Eagles	16	207	12.9	64t	3
Opponents	14	126	9.0	47	0

Sacks: F. Cox 6.5, B. Graham 5.5, C. Barwin 5.0, V. Curry 2.5, B. Logan 2.5, M. Smith 2.5, N. Bradham 2.0, D. Vaeao 2.0, J.Hicks 1.0, M. Jenkins 1.0, R. McLeod 1.0, S. Means 1.0, Team Sacks 1.0, B. Allen 0.5, **Eagles: 34.0, Opponents: 33.0**

Fumbles Lost: C.Wentz 3, R.Mathews 2, W.Smallwood 1 **Total: 6**

Opponent Fumble Recoveries: M.Jenkins 1, B.Graham 1, N.Bradham 1, R.Brooks 1, M.Kendricks 1, F.Cox 1, B.Logan 1, T.Burton 1, B.Allen 1, J.Hicks 1 **Total: 10**

Punting	No	Yds	Avg	Net	TB	In	Lg	B
D.Jones	63	2888	45.8	40.7	6	21	72	0
Eagles	63	2888	45.8	40.7	6	21	72	0
Opponents	62	2873	46.3	41.1	4	18	66	1

Punt Returns	Ret	FC	Yds	Avg	Lg	TD
D.Sproles	17	13	224	13.2	66	0
K.Barner	2	0	22	11.0	22	0
Eagles	19	13	246	12.9	66	0
Opponents	25	15	202	8.1	65t	1

Kickoff Returns	No.	Yds	Avg	Lg	TD
K.Barner	9	277	30.8	61	0
W.Smallwood	9	261	29.0	86	1
J.Huff	7	252	36.0	98	1
N.Agholor	5	92	18.4	27	0
B.Marshall	2	36	18.0	23	0
D.Sproles	1	19	19.0	19	0
P.Turner	1	11	11.0	11	0
Z.Ertz	1	8	8.0	8	0
Eagles	35	956	27.3	98t	2
Opponents	38	712	18.7	34	0

Field Goals	1-19	20-29	30-39	40-49	50+
C.Sturgis	0/0	12/12	12/12	7/11	4/6
Eagles	0/0	12/12	12/12	7/11	4/6
Opponents	0/0	6/6	12/15	8/9	2/3

Sturgis: (46WR, 22G, 38G) (25G, 29G, 53G) (29G, 38G) (50G, 33G, 49G) (38G, 28G) (35G, 21G) (30G, 55G, 34G) (34G, 40B, 26G, 38G) (44WR, 29G, 55SH, 25G, 48G) () (48G, 50G) (51RU) (45G, 36G, 41G) (45G, 34G, 27G, 29G) (41G) (22G, 49WL, 33G)
Opponents: (35G) (31LU) (36B, 40G) (29G) (32G, 50G) (48G) (38G, 23G, 49G) () (38G, 43G, 53WR, 46G) (21G, 35G, 44WR) (33G, 32G) (32G, 33G, 26G, 38G) (38LU) (53G, 47G) (35G, 35G, 29G, 41G) (49G, 23G)

2014 EAGLES STATISTICS



SCHEDULE & RESULTS (10-6)

S-07	W	34-17	Jacksonville	69,596
S-15	W	30-27	at Indianapolis	64,871
S-21	W	37-34	Washington	69,596
S-28	L	21-26	at San Francisco	70,799
O-05	W	34-28	St. Louis	69,596
O-12	W	27-0	New York Giants	69,596
O-26	L	20-24	at Arizona	61,789
N-02	W	31-21	at Houston	71,780
N-10	W	45-21	Carolina	69,596
N-16	L	20-53	at Green Bay	78,270
N-23	W	43-24	Tennessee	69,596
N-27	W	33-10	at Dallas	91,379
D-07	L	14-24	Seattle	69,596
D-14	L	27-38	Dallas	69,596
D-20	L	24-27	at Washington	78,897
D-28	W	34-26	at New York Giants	79,150

TEAM STATS

	EAGLES	OPP
Total First Downs	356	338
Rushing	109	88
Passing	218	211
Penalty	29	39
3rd Down: Made/Att	103/237	88/232
3rd Down Pct.	43.5%	37.9%
4th Down: Made/Att	7/11	3/12
4th Down Pct.	63.6%	25.0%
Possession Avg.	26:40	33:20
Total Net Yards	6348	6009
Avg. Per Game	396.8	375.6
Total Plays	1127	1113
Avg. Per Play	5.6	5.4
Net Yards Rushing	1992	1771
Avg. Per Game	124.5	110.7
Total Rushes	474	473
Net Yards Passing	4356	4238
Avg. Per Game	272.3	264.9
Sacked/Yards Lost	32/225	49/357
Gross Yards	4581	4595
Attempts/Completions	621/384	591/345
Completion Pct.	61.8%	58.4%
Had Intercepted	21	12
Punts/Average	76/43.8	91/43.8
Net Punting Avg.	38.9	36.6
Penalties/Yards	115/995	121/1089
Fumbles/Ball Lost	25/15	27/16
Touchdowns	54	48
Rushing	16	14
Passing	27	30
Returns	11	4

Score By Periods

	Q1	Q2	Q3	Q4	OT	Pts
Eagles	130	117	128	99	0	474
Opponents	103	110	84	103	0	400

Passing	Att	Cmp	Yds	Cmp%	Y/A	TD	TD%	Int	Int%	Lg	Sk/Lost	Rat
M.Sanchez	309	198	2418	64.1%	7.8	14	4.5%	11	3.6%	72	23/151	88.4
N.Foles	311	186	2163	59.8%	7.0	13	4.2%	10	3.2%	68t	9/74	81.4
M.Barkley	1	0	0	0.0%	0.0	0	0.0%	0	0.0%	0	0/0	39.6
Eagles	621	384	4581	61.8%	7.4	27	4.3%	21	3.4%	72	32/225	84.8
Opponents	591	345	4595	58.4%	7.8	30	5.1%	12	2.0%	81t	49/357	91.6

Scoring	TD	Ru	Pa	Rt	PAT	FG	2Pt	Pts	INTs	No.	Yds	Avg	Lg	TD
C.Parkey	0	0	0	0	54/54	32/36	0	150	N.Allen	4	45	11.3	40	0
J.Maclin	10	0	10	0			0	60	M.Jenkins	3	67	22.3	53t	1
D.Sproles	8	6	0	2			0	48	C.Williams	2	-1	-0.5	0	0
J.Matthews	8	0	8	0			0	48	B.Fletcher	1	34	34.0	34t	1
L.McCoy	5	5	0	0			0	30	D.Ryans	1	0	0.0	0	0
C.Polk	5	4	0	1			0	30	B.Boykin	1	0	0.0	0	0
R.Cooper	3	0	3	0			0	18	Eagles	12	145	12.1	53t	2
Z.Ertz	3	0	3	0			0	18	Opponents	21	257	12.2	52t	2
J.Casey	2	0	2	0			0	12						
C.Maragos	1	0	0	1			0	6						
B.Fletcher	1	0	0	1			0	6						
B.Smith	1	0	0	1			0	6						
B.Celek	1	0	1	0			0	6						
M.Sanchez	1	1	0	0			0	6						
M.Jenkins	1	0	0	1			0	6						
T.Burton	1	0	0	1			0	6						
J.Huff	1	0	0	1			0	6						
C.Thornton	1	0	0	1			0	6						
F.Cox	1	0	0	1			0	6						
Eagles	54	16	27	11	54/54	32/36	0	474						
Opponents	48	14	30	4	46/47	22/27	0	400						

Sacks: C.Barwin 14.5, V.Curry 9.0, T.Cole 6.5, B.Graham 5.5, M.Kendricks 4.0, F.Cox 4.0, C.Matthews 1.5, B.Bair 1.5, N.Allen 1.0, C.Thornton 1.0, B.Allen 0.5
Eagles: 49.0, Opponents: 32.0

Fumbles Lost: M.Sanchez 3, L.McCoy 3, N.Foles 3, Z.Ertz 1, J.Huff 1, R.Cooper 1, D.Sproles 1, D.Ryans 1, B.Celek 1 **Total: 15**
Opponent Fumble Recoveries: N.Allen 3, C.Thornton 3, F.Cox 3, Z.Ertz 1, V.Curry 1, N.Carroll II 1, C.Matthews 1, D.Ryans 1, M.Jenkins 1, B.Fletcher 1
Total: 16

2-Pt. Conversions: Eagles 0/0, Opponents 0/1

Rushing	No.	Yds	Avg	Lg	TD
L.McCoy	312	1319	4.2	53	5
D.Sproles	57	329	5.8	49t	6
C.Polk	46	172	3.7	22	4
M.Sanchez	34	87	2.6	15	1
N.Foles	16	68	4.3	14	0
T.Burton	5	10	2.0	4	0
J.Huff	1	7	7.0	7	0
M.Barkley	3	0	0.0	0	0
Eagles	474	1992	4.2	53	16
Opponents	473	1771	3.7	37	14

Receiving	No.	Yds	Avg	Lg	TD
J.Maclin	85	1318	15.5	72	10
J.Matthews	67	872	13.0	44t	8
Z.Ertz	58	702	12.1	35t	3
R.Cooper	55	577	10.5	50	3
D.Sproles	40	387	9.7	57	0
B.Celek	32	340	10.6	37	1
L.McCoy	28	155	5.5	18	0
J.Huff	8	98	12.3	44	0
J.Maehl	5	46	9.2	15	0
J.Casey	3	59	19.7	26t	2
C.Polk	2	16	8.0	15	0
B.Smith	1	11	11.0	11	0
Eagles	384	4581	11.9	72	27
Opponents	345	4595	13.3	81t	30

Punting	No	Yds	Avg	Net	TB	In	Lg	B
D.Jones	76	3331	43.8	38.9	7	34	68	0
Eagles	76	3331	43.8	38.9	7	34	68	0
Opponents	91	3984	43.8	36.6	6	27	71	4

Punt Returns	Ret	FC	Yds	Avg	Lg	TD
D.Sproles	39	16	506	13.0	82t	2
J.Maclin	2	4	25	12.5	18	0
R.Cooper	0	1	0	0	0	0
Eagles	41	21	531	13.0	82t	2
Opponents	29	22	238	8.2	75t	1

Kickoff Returns	No.	Yds	Avg	Lg	TD
J.Huff	14	415	29.6	107t	1
C.Polk	11	340	30.9	102t	1
J.Casey	3	38	12.7	16	0
N.Carroll	2	45	22.5	24	0
B.Smith	1	21	21.0	21	0
D.Sproles	1	15	15.0	15	0
Eagles	32	874	27.3	107t	2
Opponents	52	1183	22.8	44	0

Field Goals	1-19	20-29	30-39	40-49	50+
C.Parkey	0/0	10/10	14/16	4/6	4/4
Eagles	0/0	10/10	14/16	4/6	4/4
Opponents	0/0	9/9	4/7	7/7	2/4

Parkey: (51G, 28G, 31G, 38N, 23G, 36G, 38G, 33G, 51G, 26G, 27G, 31G, 45G, 54G, 20G, 45G, 39G, 33G, 33G, 36G, 26G, 49N, 35G, 30G, 50G, 31G, 22G, 26G, 25G, 47G, 43G, 34N, 46N, 22G, 32G, 39G)
Opponents: (49G, 50N, 36B, 46G, 27G, 49G, 44G, 33N, 29G, 51G, 46G, 31G, 28G, 39N, 27G, 33G, 50N, 20G, 28G, 44G, 49G, 25G, 26G, 38G, 20G, 36G, 53G)

2013 EAGLES STATISTICS



SCHEDULE & RESULTS (10-6)

S-09	W	33-27	at Washington	82,743
S-15	L	30-33	San Diego	69,144
S-19	L	16-26	Kansas City	69,144
S-29	L	20-52	at Denver	77,002
O-06	W	36-21	at NY Giants	80,738
O-13	W	31-20	at Tampa Bay	62,505
O-20	L	3-17	Dallas	69,144
O-27	L	7-15	NY Giants	69,144
N-03	W	49-20	at Oakland	51,751
N-10	W	27-13	at Green Bay	78,011
N-17	W	24-16	Washington	69,144
D-01	W	24-21	Arizona	69,144
D-08	W	34-20	Detroit	69,144
D-15	L	30-48	at Minnesota	64,087
D-22	W	54-11	Chicago	69,144
D-29	W	24-22	at Dallas	91,166
NFC WILD CARD				
J-04	L	24-26	New Orleans	69,144

TEAM STATS

	EAGLES	OPP
Total First Downs	355	368
Rushing	133	100
Passing	197	239
Penalty	25	29
3rd Down: Made/Att	83/213	93/231
3rd Down Pct.	39.0%	40.3%
4th Down: Made/Att	7/14	8/20
4th Down Pct.	50.0%	40.0%
Possession Avg.	26:24	33:36
Total Net Yards	6676	6304
Avg. Per Game	417.3	394.0
Total Plays	1054	1150
Avg. Per Play	6.3	5.5
Net Yards Rushing	2566	1668
Avg. Per Game	160.4	104.3
Total Rushes	500	443
Net Yards Passing	4110	4636
Avg. Per Game	256.9	289.8
Sacked/Yards Lost	46/296	37/271
Gross Yards	4406	4907
Attempts/Completions	508/310	670/408
Completion Pct.	61.0%	60.9%
Had Intercepted	9	19
Punts/Average	83/44.3	74/42.5
Net Punting Avg.	40.0	39.4
Penalties/Yards	95/846	106/855
Fumbles/Ball Lost	19/10	29/12
Touchdowns	53	43
Rushing	19	12
Passing	32	25
Returns	2	6

Score By Periods

	Q1	Q2	Q3	Q4	OT	Pts
Eagles	89	121	110	122	0	442
Opponents	60	97	100	125	0	382

Passing	Att	Cmp	Yds	Cmp%	Y/A	TD	TD%	Int	Int%	Lg	Sk/Lost	Rat
N.Foles	317	203	2891	64.0%	9.1	27	8.5%	2	0.6%	63t	28/173	119.2
M.Vick	141	77	1215	54.6%	8.6	5	3.5%	3	2.1%	70	15/99	86.4
M.Barkley	49	30	300	61.2%	6.1	0	0.0%	4	8.2%	26	3/24	44.6
B.Smith	1	0	0	0.0%	0.0	0	0.0%	0	0.0%	0	0/0	39.6
Eagles	508	310	4406	61.0%	8.7	32	6.3%	9	1.8%	70	46/296	102.7
Opponents	670	408	4907	60.9%	7.3	25	3.7%	19	2.8%	66	37/271	84.0

Scoring	TD	Ru	Pa	Rt	PAT	FG	2Pt	Pts
A.Henery	0	0	0	0	45/45	23/28	0	114
L.McCoy	11	9	2	0			0	66
D.Jackson	9	0	9	0			0	54
R.Cooper	8	0	8	0			2	52
B.Celek	6	0	6	0			0	36
Z.Ertz	4	0	4	0			0	24
N.Foles	3	3	0	0			0	18
C.Polk	3	3	0	0			0	18
B.Brown	2	2	0	0		1	14	
J.Avant	2	0	2	0			0	12
M.Vick	2	2	0	0			0	12
B.Boykin	1	0	0	1			0	6
N.Goode	1	0	0	1			0	6
J.Maehl	1	0	1	0			0	6
T.Cole (s)	0	0	0	0			0	2
C.Thornton (s)	0	0	0	0			0	2
Eagles	53	19	32	2	45/45	23/28	3	442
Opponents	43	12	25	6	35/36	27/32	4	382

2-Pt. Conversions: Eagles 3/8, Opponents 4/7

Rushing	No.	Yds	Avg	Lg	TD
L.McCoy	314	1607	5.1	57t	9
B.Brown	75	314	4.2	65t	2
M.Vick	36	306	8.5	61	2
N.Foles	57	221	3.9	21	3
C.Polk	11	98	8.9	38t	3
R.Cooper	0	18	--	18	0
D.Jackson	3	2	0.7	8	0
B.Smith	2	2	1.0	2	0
Z.Ertz	0	0	--	0	0
M.Barkley	2	-2	-1.0	-1	0
Eagles	500	2566	5.1	65t	19
Opponents	443	1668	3.8	35	12

Receiving	No.	Yds	Avg	Lg	TD
D.Jackson	82	1332	16.2	61t	9
L.McCoy	52	539	10.4	70	2
R.Cooper	47	835	17.8	63t	8
J.Avant	38	447	11.8	31	2
Z.Ertz	36	469	13.0	38	4
B.Celek	32	502	15.7	42	6
B.Brown	8	84	10.5	35	0
J.Maehl	4	67	16.8	37	1
C.Polk	4	61	15.3	34	0
J.Casey	3	31	10.3	12	0
B.Smith	2	27	13.5	14	0
D.Johnson	2	14	7.0	8	0
M.Vick	0	-2	--	-2	0
Eagles	310	4406	14.2	70	32
Opponents	408	4907	12.0	66	25

INTs	No.	Yds	Avg	Lg	TD
B.Boykin	6	136	22.7	76	1
M.Kendricks	3	25	8.3	18	0
C.Williams	3	16	5.3	15	0
D.Ryans	2	46	23.0	36	0
B.Fletcher	2	30	15.0	25	0
N.Allen	1	43	43.0	43	0
E.Wolff	1	0	0.0	0	0
C.Barwin	1	-2	-2.0	-2	0
Eagles	19	294	15.5	76	1
Opponents	9	128	14.2	38t	1

Sacks: T.Cole 8.0, C.Barwin 5.0, V.Curry 4.0, D.Ryans 4.0, M.Kendricks 4.0, B.Graham 3.0, F.Cox 3.0, B.Logan 2.0, N.Allen 1.0, C.Williams 1.0, C.Thornton 1.0, N.Goode 1.0 **Eagles: 37.0, Opponents: 45.0**

Fumbles Lost: M.Vick 2, N.Foles 2, M.Barkley 1, J.Avant 1, B.Celek 1, L.McCoy 1, J.Kelce 1, D.Johnson 1 **Total: 10**

Opponent Fumble Recoveries: M.Kendricks 4, N.Goode 1, F.Cox 1, B.Logan 1, C.Williams 1, P.Chung 1, C.Barwin 1, B.Fletcher 1, C.Matthews 1 **Total: 12**

Punting	No	Yds	Avg	Net	TB	In	Lg	B
D.Jones	82	3681	44.9	40.5	5	33	70	1
Eagles	82	3681	44.3	40.5	5	33	70	1
Opponents	74	3146	42.5	39.4	3	29	68	0

Punt Returns	Ret	FC	Yds	Avg	Lg	TD
D.Jackson	14	8	71	5.1	32	0
D.Johnson	12	12	100	8.3	21	0
Eagles	26	20	171	6.6	32	0
Opponents	28	22	223	8.0	58t	1

Kickoff Returns	No.	Yds	Avg	Lg	TD
D.Johnson	17	441	25.9	33	0
B.Boykin	9	205	22.8	41	0
B.Smith	4	106	26.5	47	0
B.Graham	2	14	7.0	14	0
D.Jackson	1	10	10.0	10	0
J.Casey	1	10	10.0	10	0
C.Polk	1	8	8.0	8	0
Z.Ertz	1	0	0.0	0	0
R.Cooper	1	-4	-4.0	-4	0
Eagles	37	790	21.4	47	0
Opponents	52	1229	23.6	105t	2

Field Goals	1-19	20-29	30-39	40-49	50+
A.Henery	0/0	8/8	7/8	7/10	1/2
Eagles	0/0	8/8	7/8	7/10	1/2
Opponents	0/0	5/5	11/11	8/10	3/6

Henery: (48G) (25G, 46N, 48G, 32G) (29G, 48N) (35G, 25G, 46N) (40G, 27G, 29G, 36G, 41G) (24G) (60N, 31G) (None) (None) (39N, 25G, 41G) (24G) (32G) (None) (35G, 51G, 33G) (49G) (47G)

Opponents: (40N) (49G, 44G, 33G, 46G) (33G, 51N, 31G, 34G, 38G) (53G) (None) (38G, 27G) (38G) (40G, 44G, 33G, 46G, 27G) (24G, 53G) (53N, 42N, 26G, 35G) (None) (None) (None) (55N, 21G, 38G) (50G) ((44G, 43G, 36G)

2012 EAGLES STATISTICS



SCHEDULE & RESULTS (4-12)

S-09	W	17-16	at Cleveland	68,693
S-16	W	24-23	Baltimore	69,144
S-23	L	6-27	at Arizona	60,436
S-30	W	19-17	New York Giants	69,144
O-07	L	14-16	at Pittsburgh	64,737
O-14	L	23-26	Detroit (OT)	69,144
O-28	L	17-30	Atlanta	69,144
N-05	L	13-28	at New Orleans	73,099
N-11	L	23-38	Dallas	69,144
N-18	L	6-31	at Washington	79,327
N-26	L	22-30	Carolina	69,144
D-02	L	33-38	at Dallas	81,851
D-09	W	23-21	at Tampa Bay	69,941
D-13	L	13-34	Cincinnati	69,144
D-23	L	20-27	Washington	69,144
D-30	L	7-42	at New York Giants	80,657

TEAM STATS

	EAGLES	OPP
Total First Downs	332	317
Rushing	111	108
Passing	190	178
Penalty	31	31
3rd Down: Made/Att	83/222	83/203
3rd Down Pct.	37.4%	40.9%
4th Down: Made/Att	14/24	2/10
4th Down Pct.	58.3%	20.0%
Possession Avg.	29:36	30:24
Total Net Yards	5665	5491
Avg. Per Game	354.1	343.2
Total Plays	1079	994
Avg. Per Play	5.3	5.5
Net Yards Rushing	1874	2021
Avg. Per Game	117.1	126.3
Total Rushes	413	479
Net Yards Passing	3791	3470
Avg. Per Game	236.9	216.9
Sacked/Yards Lost	48/284	30/198
Gross Yards	4075	3668
Attempts/Completions	618/367	485/292
Completion Pct.	59.4%	60.2%
Had Intercepted	15	8
Punts/Average	72/46.3	78/43.7
Net Punting Avg.	36.4	37.2
Penalties/Yards	98/813	118/996
Fumbles/Ball Lost	37/22	21/5
Touchdowns	29	52
Rushing	10	11
Passing	18	33
Returns	1	8

Score By Periods

	Q1	Q2	Q3	Q4	OT	Pts
Eagles	31	92	78	79	0	280
Opponents	106	111	83	141	3	444

Passing	Att	Cmp	Yds	Cmp%	Y/A	TD	TD%	Int	Int%	Lg	Sk/Lost	Rat
M.Vick	351	204	2362	58.1%	6.7	12	3.4%	10	2.8%	77t	28/153	78.1
N.Foles	265	161	1699	60.8%	6.4	6	2.3%	5	1.9%	46	20/131	79.1
T.Edwards	2	2	14	100.0%	7.0	0	0.0%	0	0.0%	8	0/0	95.8
Eagles	618	367	4075	59.4%	6.6	18	2.9%	15	2.4%	77t	48/284	78.6
Opponents	485	292	3668	60.2%	7.6	33	6.8%	8	1.6%	63t	30/198	99.6

Scoring	TD	Ru	Pa	Rt	PAT	FG	2Pt	Pts	INTs	No.	Yds	Avg	Lg	TD
A.Henery	0	0	0	0	25/26	27/31	0	106	D.Rodgers-Cromartie	3	14	4.7	14	0
J.Maclin	7	0	7	0			0	42	K.Coleman	2	13	6.5	7	0
L.McCoy	5	2	3	0			0	30	C.Anderson	1	4	4.0	4	0
B.Brown	4	4	0	0			0	24	N.Asomugha	1	0	0.0	0	0
R.Cooper	3	0	3	0			0	18	D.Ryans	1	0	0.0	0	0
D.Jackson	2	0	2	0			0	12	Eagles	8	31	3.9	14	0
C.Harbor	2	0	2	0			0	12	Opponents	15	391	26.1	99t	3
B.Celek	1	0	1	0			0	6						
N.Foles	1	1	0	0			0	6						
S.Havili	1	1	0	0			0	6						
D.Johnson	1	0	0	1			0	6						
D.Lewis	1	1	0	0			0	6						
M.Vick	1	1	0	0			0	6						
Eagles	29	10	18	1	25/26	27/31	0	280						
Opponents	52	11	33	8	51/52	27/29	0	444						

2-Pt. Conversions: Eagles 0/3, Opponents 0/0

Rushing	No.	Yds	Avg	Lg	TD
L.McCoy	200	840	4.2	34	2
B.Brown	115	564	4.9	65t	4
M.Vick	62	332	5.4	20	1
D.Lewis	13	69	5.3	17t	1
N.Foles	11	42	3.8	14	1
S.Havili	6	22	3.7	8	1
D.Johnson	3	12	4.0	7	0
D.Jackson	3	-7	-2.3	5	0
Eagles	413	1874	4.5	65t	10
Opponents	479	2021	4.2	43	11

Receiving	No.	Yds	Avg	Lg	TD
J.Maclin	69	857	12.4	70t	7
B.Celek	57	684	12.0	34	1
L.McCoy	54	373	6.9	36	3
J.Avant	53	648	12.2	39	0
D.Jackson	45	700	15.6	77t	2
C.Harbor	25	186	7.4	19	2
R.Cooper	23	248	10.8	23	3
D.Johnson	19	256	13.5	32	0
B.Brown	13	56	4.3	11	0
S.Havili	7	43	6.1	9	0
D.Lewis	2	24	12.0	28	0
Eagles	367	4075	11.1	77t	18
Opponents	292	3668	12.6	63t	33

INTs	No.	Yds	Avg	Lg	TD
D.Rodgers-Cromartie	3	14	4.7	14	0
K.Coleman	2	13	6.5	7	0
C.Anderson	1	4	4.0	4	0
N.Asomugha	1	0	0.0	0	0
D.Ryans	1	0	0.0	0	0
Eagles	8	31	3.9	14	0
Opponents	15	391	26.1	99t	3

Sacks: B.Graham 5.5, F.Cox 5.5, J.Babin 5.5, C.Jenkins 4.0, T.Cole 3.0, M.Patterson 1.0, D.Ryans 1.0, B.Boykin 1.0, P.Hunt 1.0, C.Thornton 1.0, M.Kendricks 1.0, D.Tapp 0.5 **Eagles: 30.0, Opponents: 48.0**

Fumbles Lost: M.Vick 5, L.McCoy 3, B.Brown 3, N.Foles 3, D.Johnson 2, C.Harbor 1, C.Thornton 1, B.Boykin 1, B.Celek 1, D.Reynolds 1, J.Maclin 1 **Total: 22**
Opponent Fumble Recoveries: C.Jenkins 1, T.Cole 1, D.Tapp 1, B.Hughes 1, B.Graham 1 **Total: 5**

Punting	No	Yds	Avg	Net	TB	In	Lg	B
M.McBriar	55	2560	46.5	36.5	7	13	66	1
C.Henry	16	776	48.5	38.3	0	2	62	0
Eagles	71	3336	46.3	36.9	7	15	66	1
Opponents	77	3410	43.7	37.7	8	22	66	1

Punt Returns	Ret	FC	Yds	Avg	Lg	TD
D.Johnson	26	23	291	11.2	98t	1
M.Gilyard	2	3	15	7.5	11	0
B.Boykin	1	0	7	7.0	7	0
D.Jackson	1	0	-3	-3.0	-3	0
Eagles	30	26	310	10.3	98t	1
Opponents	40	15	542	13.6	78t	1

Kickoff Returns	No.	Yds	Avg	Lg	TD
B.Boykin	45	1037	23.0	44	0
B.Brown	8	156	19.5	25	0
S.Havili	2	18	9.0	18	0
D.Lewis	1	33	33.0	33	0
R.Cooper	1	14	14.0	14	0
A.Jordan	1	1	1.0	1	0
C.Thornton	1	0	0.0	0	0
C.Polk	1	0	0.0	0	0
Eagles	60	1259	21.0	44	0
Opponents	41	1012	24.7	53	0

Field Goals	1-19	20-29	30-39	40-49	50+
A.Henery	0/0	8/9	8/9	11/12	0/1
Eagles	0/0	8/9	8/9	11/12	0/1
Opponents	1/1	8/8	7/7	9/9	2/4

Henery: (42G, 45N) (23G) (36G, 40G) (20G, 48G, 35G, 26G) (None) (26G, 32G, 49G) (33G) (22G, 37G) (40G) (41G, 42G) (36G, 41G, 45G) (43G, 43G) (28G, 58N, 31N) (22G, 20G) (38G, 30G) (28N)

Opponents: (43G, 42G, 22G) (56G, 51G, 48G) (47G, 27G) (25G, 54N) (20G, 34G, 34G) (46G, 34G, 19G, 45G) (43G, 29G, 30G) (52N) (30G) (25G) (23G) (39G) (None) (24G, 32G) (45G, 42G) (None)

2011 EAGLES STATISTICS



SCHEDULE & RESULTS (8-8)

S-11	W	31-13	at St.Louis	56,722
S-18	L	31-35	at Atlanta	69,608
S-25	L	16-29	New York Giants	69,144
O-02	L	23-24	San Francisco	69,144
O-09	L	24-31	at Buffalo	69,803
O-16	W	20-13	at Washington	80,447
O-30	W	34-7	Dallas	69,144
N-07	L	24-30	Chicago	69,144
N-13	L	17-21	Arizona	69,144
N-20	W	17-10	at New York Giants	79,743
N-27	L	20-38	New England	69,144
D-01	L	14-31	at Seattle	67,039
D-11	W	26-10	at Miami	67,823
D-18	W	45-19	New York Jets	69,144
D-24	W	20-7	at Dallas	84,834
J-01	W	34-10	Washington	69,144

TEAM STATS

	EAGLES	OPP
Total First Downs	356	289
Rushing	134	84
Passing	197	173
Penalty	25	32
3rd Down: Made/Att	85/205	75/211
3rd Down Pct.	41.5%	35.5%
4th Down: Made/Att	7/15	7/17
4th Down Pct.	46.7%	41.2%
Possession Avg.	31:20	28:40
Total Net Yards	6386	5198
Avg. Per Game	399.1	324.9
Total Plays	1036	982
Avg. Per Play	6.2	5.3
Net Yards Rushing	2276	1801
Avg. Per Game	142.3	112.6
Total Rushes	450	414
Net Yards Passing	4110	3397
Avg. Per Game	256.9	212.3
Sacked/Yards Lost	32/166	50/316
Gross Yards	4276	3713
Attempts/Completions	554/330	518/301
Completion Pct.	59.6%	58.1%
Had Intercepted	25	15
Punts/Average	67/42.2	85/43.2
Net Punting Avg.	36.9	39.3
Penalties/Yards	107/853	97/813
Fumbles/Ball Lost	23/13	18/9
Touchdowns	46	40
Rushing	20	11
Passing	22	27
Returns	4	2

Score By Periods

	Q1	Q2	Q3	Q4	OT	Pts
Eagles	76	165	74	81	0	396
Opponents	63	90	64	111	0	328

Passing	Att	Cmp	Yds	Cmp%	Y/A	TD	TD%	Int	Int%	Lg	Sk/Lost	Rat
M.Vick	423	253	3303	59.8%	7.8	18	4.3%	14	3.3%	73	23/126	84.9
V.Young	114	66	866	57.9%	7.6	4	3.5%	9	7.9%	58	8/34	60.8
M.Kafka	16	11	107	68.8%	6.7	0	0.0%	2	12.5%	43	1/6	47.7
C.Henry	1	0	0	0.0%	0.0	0	0.0%	0	0.0%	0	0/0	39.6
Eagles	554	330	4276	59.6%	7.7	22	4.0%	25	4.5%	73	32/166	78.3
Opponents	518	301	3713	58.1%	7.2	27	5.2%	15	2.9%	74t	50/316	85.7

Scoring	TD	Ru	Pa	Rt	PAT	FG	2Pt	Pts	INTs	No.	Yds	Avg	Lg	TD
L.McCoy	20	17	3	0			0	120	K.Coleman	4	60	15.0	35	0
A.Henery	0	0	0	0	46/46	24/27	0	118	A.Samuel	3	53	17.7	20t	1
B.Celek	5	0	5	0			0	30	J.Chaney	3	25	8.3	14	0
J.Maclin	5	0	5	0			0	30	N.Asomugha	3	10	3.3	6	0
D.Jackson	4	0	4	0			0	24	N.Allen	2	44	22.0	31	0
J.Parker	2	0	0	2			0	12	Eagles	15	192	12.8	35	1
J.Avant	1	0	1	0			0	6	Opponents	25	368	14.7	77t	2
R.Brown	1	1	0	0			0	6						
R.Cooper	1	0	1	0			0	6						
C.Hall	1	0	1	0			0	6						
C.Harbor	1	0	1	0			0	6						
D.Lewis	1	1	0	0			0	6						
B.Rolle	1	0	0	1			0	6						
A.Samuel	1	0	0	1			0	6						
S.Smith	1	0	1	0			0	6						
M.Vick	1	1	0	0			0	6						
P.Hunt (s)	0	0	0	0			0	2						

Sacks: J.Babin 18.0, T.Cole 11.0, C.Jenkins 5.5, M.Patterson 2.5, D.Tapp 2.5, D.Landri 2.0, P.Hunt 2.0, J.Parker 1.5, J.Chaney 1.0, C.Matthews 1.0, D.Rodgers-Cromartie 1.0, B.Rolle 1.0, T.Laws 1.0
Eagles: 50.0, Opponents: 32.0

Fumbles Lost: M.Vick 3, C.Marsh 2, J.Avant 2, D.Jackson 1, J.Maclin 1, L.McCoy 1, D.Lewis 1, R.Brown 1
Total: 12
Opponent Fumble Recoveries: J.Parker 2, M.Patterson 2, D.Landri 1, B.Rolle 1, J.Hanson 1, C.Jenkins 1, A.Samuel 1 **Total: 9**

2-Pt. Conversions: Eagles 0/0, Opponents 1/2

Rushing	No.	Yds	Avg	Lg	TD	Punting	No	Yds	Avg	Net	TB	In	Lg	B
L.McCoy	273	1309	4.8	60	17	C.Henry	66	2830	42.9	36.9	9	19	60	1
M.Vick	76	589	7.8	53	1	Eagles	67	2830	42.2	36.9	9	19	60	1
R.Brown	42	136	3.2	15	1	Opponents	85	3673	43.2	39.3	6	29	68	0
D.Lewis	23	102	4.4	20	1									
V.Young	18	79	4.4	13	0	Punt Returns	Ret	FC	Yds	Avg	Lg	TD		
D.Jackson	7	41	5.9	18	0	D.Jackson	17	12	114	6.7	51	0		
C. Hall	3	13	4.3	7	0	C.Hall	7	12	76	10.9	30	0		
O.Schmitt	4	6	1.5	4	0	J.Maclin	4	3	29	7.3	11	0		
J.Maclin	1	1	1.0	1	0	S.Smith	1	1	0	0.0	0	0		
M.Kafka	3	0	0.0	2	0	C.Marsh	1	0	-5	-5.0	-5	0		
Eagles	450	2276	5.1	60	20	D.Rodgers-Cromartie	0	0	-2	--	-2	0		
Opponents	414	1801	4.4	61	11	Eagles	30	28	212	7.1	51	0		
						Opponents	31	16	176	5.7	25	0		

Receiving	No.	Yds	Avg	Lg	TD	Kickoff Returns	No.	Yds	Avg	Lg	TD
J.Maclin	63	859	13.6	59	5	D.Lewis	31	669	21.6	33	0
B.Celek	62	811	13.1	73	5	D.Rodgers-Cromartie	2	52	26.0	29	0
D.Jackson	58	961	16.6	62t	4	C.Hall	2	43	21.5	24	0
J.Avant	52	679	13.1	35	1	R.Brown	2	28	14.0	25	0
L.McCoy	48	315	6.6	26	3	R.Cooper	1	16	16.0	16	0
R.Cooper	16	315	19.7	58	1	D.Jackson	1	7	7.0	7	0
C.Harbor	13	163	12.5	27	1	Eagles	39	815	20.9	33	0
S.Smith	11	124	11.3	20	1	Opponents	51	1178	23.1	51	0
O.Schmitt	3	32	10.7	13	0						
C.Hall	3	20	6.7	16	1	Field Goals	1-19	20-29	30-39	40-49	50+
D.Lewis	1	-3	-3.0	-3	0	A.Henery	0/0	10/10	9/11	4/4	1/2
Eagles	330	4276	13.0	73	22	Eagles	0/0	10/10	9/11	4/4	1/2
Opponents	301	3713	12.3	74t	27	Opponents	0/0	7/7	3/6	4/8	2/3

Henery: (34G) (22G, 63N) (21G, 38G, 21G) (32G, 32G, 33G, 39N, 33N) (35G) (28G, 24G) (23G, 26G) (47G) (33G) (43G, 22G) (None) (40G) (28G) (35G, 20G)
Opponents: (49G, 47N, 23G) (None) (None) (44N, 37G, 45B) (25G) (50G, 26G) (None) (51G, 38G, 22G) (48G) (39N, 45G) (49G) (55N, 22G) (39G, 28G) (36B, 27G)

2010 EAGLES STATISTICS



SCHEDULE & RESULTS (10-6)

S-12	L	20-27	Green Bay	69,144
S-19	W	35-32	at Detroit	56,688
S-26	W	28-3	at Jacksonville	63,256
O-03	L	12-17	Washington	69,144
O-10	W	27-24	at San Francisco	69,732
O-17	W	31-17	Atlanta	69,144
O-24	L	19-37	at Tennessee	69,143
N-07	W	26-24	Indianapolis	69,144
N-15	W	59-28	at Washington	84,912
N-21	W	27-17	NY Giants	69,144
N-28	L	26-31	at Chicago	62,147
D-02	W	34-24	Houston	69,144
D-12	W	30-27	at Dallas	85,673
D-19	W	38-31	at NY Giants	81,223
D-28	L	14-24	Minnesota	69,144
J-02	L	13-14	Dallas	69,144
J-09	L	16-21	Green Bay	69,144

TEAM STATS

	EAGLES	OPP
Total First Downs	322	309
Rushing	116	91
Passing	189	185
Penalty	17	33
3rd Down: Made/Att	85/214	80/209
3rd Down Pct.	39.7%	38.3%
4th Down: Made/Att	9/13	5/12
4th Down Pct.	69.2%	41.7%
Possession Avg.	31:15	28:45
Total Net Yards	6230	5235
Avg. Per Game	389.4	327.2
Total Plays	1038	998
Avg. Per Play	6.0	5.2
Net Yards Rushing	2324	1766
Avg. Per Game	145.3	110.4
Total Rushes	428	423
Net Yards Passing	3906	3469
Avg. Per Game	244.1	216.8
Sacked/Yards Lost	49/309	39/292
Gross Yards	4215	3761
Attempts/Completions	561/348	536/309
Completion Pct.	62.0%	57.6%
Had Intercepted	13	23
Punts/Average	73/43.8	82/43.9
Net Punting Avg.	39.0	37.0
Penalties/Yards	129/1101	87/724
Fumbles/Ball Lost	33/12	18/11
Touchdowns	49	46
Rushing	18	12
Passing	28	31
Returns	3	3

Score By Periods	Q1	Q2	Q3	Q4	OT	Pts
Eagles	110	123	68	138	0	439
Opponents	59	128	78	112	0	377

Passing	Att	Cmp	Yds	Cmp%	Y/A	TD	TD%	Int	Int%	Lg	Sk/Lost	Rat
M.Vick	372	233	3018	62.6%	8.1	21	5.6%	6	1.6%	91t	34/210	100.2
K.Kolb	189	115	1197	60.8%	6.3	7	3.7%	7	3.7%	83t	15/99	76.1
Eagles	561	348	4215	62.0%	7.5	28	5.0%	13	2.3%	91t	49/309	92.1
Opponents	536	309	3761	57.6%	7.0	31	5.8%	23	4.3%	80t	39/292	80.8

Scoring	TD	Ru	Pa	Rt	PAT	FG	2Pt	Pts
D.Akers	0	0	0	0	47/47	32/38	0	143
J.Maclin	10	0	10	0			0	60
L.McCoy	9	7	2	0			0	54
M.Vick	9	9	0	0			0	54
D.Jackson	8	1	6	1			0	48
B.Celek	4	0	4	0			0	24
J.Avant	1	0	1	0			1	8
R.Cooper	1	0	1	0			0	6
C.Hall	1	0	1	0			0	6
C.Harbor	1	0	1	0			0	6
J.Harrison	1	1	0	0			0	6
T.Herremans	1	0	1	0			0	6
Q.Mikell	1	0	0	1			0	6
D.Patterson	1	0	0	1			0	6
O.Schmitt	1	0	1	0			0	6
Eagles	49	18	28	3	47/47	32/38	1	439
Opponents	46	12	31	3	45/45	18/21	1	377

2-Pt. Conversions: Eagles 1/2, Opponents 1/1

Rushing	No.	Yds	Avg	Lg	TD
L.McCoy	207	1080	5.2	62	7
M.Vick	100	676	6.8	35	9
J.Harrison	40	239	6.0	50t	1
D.Jackson	16	104	6.5	31t	1
K.Kolb	15	65	4.3	19	0
E.Buckley	21	67	3.2	13	0
J.Maclin	3	36	12.0	14	0
C.Hall	9	29	3.2	8	0
M.Bell	16	28	1.8	9	0
L.Weaver	1	0	0.0	0	0
Eagles	428	2324	5.4	62	18
Opponents	423	1766	4.2	61	12

Receiving	No.	Yds	Avg	Lg	TD
L.McCoy	78	592	7.6	40	2
J.Maclin	70	964	13.8	83t	10
J.Avant	51	573	11.2	34	1
D.Jackson	47	1056	22.5	91t	6
B.Celek	42	511	12.2	65t	4
O.Schmitt	19	136	7.2	18	1
C.Hall	11	115	10.5	48	1
C.Harbor	9	72	8.0	24	1
J.Harrison	8	43	5.4	15	0
R.Cooper	7	116	16.6	37	1
G.Mills	2	19	9.5	14	0
E.Buckley	1	10	10.0	10	0
M.Bell	1	5	5.0	5	0
T.Herremans	1	2	2.0	2t	1
M.McGlynn	1	1	1.0	1	0
Eagles	348	4215	12.1	91t	28
Opponents	309	3761	12.2	80t	31

INTs	No.	Yds	Avg	Lg	TD
A.Samuel	7	70	10.0	33	0
D.Patterson	4	40	10.0	40t	1
N.Allen	3	27	9.0	16	0
Q.Mikell	3	0	0.0	0	0
J.Hanson	1	17	17.0	17	0
T.Lawas	1	13	13.0	13	0
T.Lindley	1	8	8.0	8	0
K.Coleman	1	7	7.0	7	0
S.Bradley	1	0	0.0	0	0
E.Hobbs	1	0	0.0	0	0
Eagles	23	182	7.9	40t	1
Opponents	13	169	13.0	41t	1

Sacks: T.Cole 10.0, J.Parker 6.0, T.Laws 4.0, B.Graham 3.0, D.Tapp 3.0, N.Allen 2.0, M.Patterson 2.0, A.Dixon 2.0, E.Sims 2.0, M.Fokou 1.0, D.Te'o-Nesheim 1.0, Q.Mikell 1.0, S.Bradley 1.0, D.Patterson 1.0

Eagles: 39.0, Opponents: 50.0

Fumbles Lost: K.Kolb 3, M.Vick 3, A.Samuel 1, E.Buckley 1, D.Jackson 1, J.Maclin 1, L.McCoy 1, J.Calvin 1

Total: 12

Opponent Fumble Recoveries: Q.Mikell 3, D.Tapp 3, G.Lawson 1, J.Parker 1, A.Samuel 1, M.Patterson 1, E.Sims 1 **Total: 11**

Punting	No	Yds	Avg	Net	TB	In	Lg	B
S.Rocca	73	3195	43.8	39.0	2	28	63	0
Eagles	73	3195	43.8	39.0	2	28	63	0
Opponents	82	3599	43.9	37.0	8	17	68	0

Punt Returns	Ret	FC	Yds	Avg	Lg	TD
D.Jackson	20	8	231	11.6	65t	1
J.Calvin	12	4	125	10.4	44	0
C.Hall	3	2	31	10.3	14	0
J.Maclin	3	5	17	5.7	9	0
Eagles	38	19	404	10.6	65t	1
Opponents	34	21	309	9.1	53	0

Kickoff Returns	No.	Yds	Avg	Lg	TD
J.Calvin	32	692	21.6	41	0
E.Hobbs	16	345	21.6	46	0
C.Hall	4	65	16.3	21	0
G.Lawson	2	48	24.0	28	0
O.Schmitt	2	18	9.0	18	0
J.Maclin	1	22	22.0	22	0
E.Buckley	1	20	20.0	20	0
C.Harbor	1	19	19.0	19	0
D.Patterson	1	14	14.0	14	0
B.Celek	1	12	12.0	12	0
M.Bell	1	8	8.0	8	0
R.Cooper	0	9	--	9	0
Eagles	62	1272	20.5	46	0
Opponents	69	1502	21.8	61	0

Field Goals	1-19	20-29	30-39	40-49	50+
D.Akers	0/0	12/12	10/12	9/11	1/3
Eagles	0/0	12/12	10/12	9/11	1/3
Opponents	0/0	5/5	4/4	5/7	4/5

Akers: (45G, 24G) (None) (None) (49G, 23G) (33G, 53N, 45G) (37N, 47N, 37N, 30G) (25G, 46G, 46G, 28G) (22G, 21G, 31G, 44G) (48G) (38G, 24G, 42B, 28G, 30G) (45G, 36G, 22G, 36) (36G, 22G) (39G, 50G, 28G) (34G) (54N) (43G, 22G)

Opponents: (49G, 56G) (49G) (51G) (26G) (50G, 40N) (41N, 26G) (41G, 38G, 33G) (37G) (None) (24G) (23G) (48G) (50G, 43G) (25G) (30G) (52N)

2009 EAGLES STATISTICS



SCHEDULE & RESULTS (11-5)

S-13	W	38-10	at Carolina	73,599
S-20	L	22-48	New Orleans	69,144
S-27	W	34-14	Kansas City	69,144
O-11	W	33-14	Tampa Bay	69,144
O-18	L	9-13	at Oakland	49,642
O-26	W	27-17	at Washington	88,241
N-01	W	40-17	NY Giants	69,144
N-08	L	16-20	Dallas	69,144
N-15	L	23-31	at San Diego	68,879
N-22	W	24-20	at Chicago	62,421
N-29	W	27-24	Washington	69,144
D-06	W	34-7	at Atlanta	69,560
D-13	W	45-38	at NY Giants	78,780
D-20	W	27-13	San Francisco	69,144
D-27	W	30-27	Denver	69,144
J-03	L	0-24	at Dallas	100,621

NFC WILD CARD				
J-09	L	14-34	at Dallas	92,951

TEAM STATS

	EAGLES	OPP
Total First Downs	290	295
Rushing	87	81
Passing	182	179
Penalty	21	35
3rd Down: Made/Att	75/207	73/221
3rd Down Pct.	36.2%	33.0%
4th Down: Made/Att	6/14	17/30
4th Down Pct.	42.9%	56.7%
Possession Avg.	28:15	31:46
Total Net Yards	5726	5137
Avg. Per Game	357.9	321.1
Total Plays	975	1037
Avg. Per Play	5.9	5.0
Net Yards Rushing	1637	1675
Avg. Per Game	102.3	104.7
Total Rushes	384	413
Net Yards Passing	4089	3462
Avg. Per Game	255.6	216.4
Sacked/Yards Lost	38/291	44/316
Gross Yards	4380	3778
Attempts/Completions	553/335	580/354
Completion Pct.	60.6%	61.0%
Had Intercepted	13	25
Punts/Average	76/42.4	80/45.1
Net Punting Avg.	38.3	37.2
Penalties/Yards	115/951	104/789
Fumbles/Ball Lost	23/10	25/13
Touchdowns	47	39
Rushing	14	11
Passing	27	27
Returns	6	1

Score By Periods	Q1	Q2	Q3	Q4	OT	Pts
Eagles	122	151	72	84	0	429
Opponents	58	101	107	71	0	337

Passing	Att	Cmp	Yds	Cmp%	Y/A	TD	TD%	Int	Int%	Lg	Sk/Lost	Rat
D.McNabb	443	267	3553	60.3	8.0	22	5.0	10	2.3	60t	35/264	92.9
K.Kolb	96	62	741	64.6	7.7	4	4.2	3	3.1	71t	3/27	88.9
M.Vick	13	6	86	46.2	6.6	1	7.7	0	0.0	43	0/0	93.8
B.Westbrook	1	0	0	0.0	0.0	0	0.0	0	0.0	0	0/0	39.6
Eagles	553	335	4380	60.6	7.9	27	4.9	13	2.4	71t	38/291	92.0
Opponents	580	354	3778	61.0	6.5	27	4.7	25	4.3	86t	44/316	77.6

Scoring	TD	Ru	Pa	Rt	PAT	FG	2Pt	Pts	INTs	No.	Yds	Avg	Lg	TD
D.Akers	0	0	0	0	43/45	32/37	0	139	A.Samuel	9	117	13.0	37	0
D.Jackson	12	1	9	2			0	72	S.Brown	5	152	30.4	83t	1
B.Celek	8	0	8	0			0	48	S.Jones	2	37	18.5	37	0
L.McCoy	4	4	0	0			1	26	Q.Mikell	2	16	8.0	16	0
J.Maclin	4	0	4	0			0	24	A.Jordan	2	14	7.0	11	0
L.Weaver	4	2	2	0			0	24	J.Hanson	2	8	4.0	6	0
J.Avant	3	0	3	0			1	20	Q.Demps	1	12	12.0	12	0
S.Brown	2	0	0	2			0	12	W.Witherspoon	1	9	9.0	9t	1
D.McNabb	2	2	0	0			0	12	T.White	1	5	5.0	5	0
M.Vick	2	2	0	0			0	12	Eagles	25	370	14.8	83t	2
B.Westbrook	2	1	1	0			0	12	Opponents	13	131	10.1	97t	1
V.Abiamiri	1	0	0	1			0	6	Sacks: T.Cole 12.5, J.Parker 8.0, D.Howard 6.5, C.Clemons 3.0, J.Babin 2.5, V.Abiamiri 2.0, M.Paterson 1.5, O.Gaither 1.5, C.Gocong 1.0, A.Jordan 1.0, B.Bunkley 1.0, S.Jones 1.0, W.Witherspoon 1.0, A.Dixon 1.0, J.Hanson 0.5					
E.Buckley	1	1	0	0			0	6	Eagles: 44.0, Opponents: 38.0					
K.Kolb	1	1	0	0			0	6						
Witherspoon	1	0	0	1			0	6						
Howard (s)	0	0	0	0			0	2						
Team (s)	0	0	0	0			0	2						
Eagles	47	14	27	6	43/45	32/37	2	429						
Opponents	39	11	27	1	38/38	21/24	1	337						

2-Pt. Conversions: Eagles 2-2, Opponents 1-1

Rushing	No.	Yds	Avg	Lg	TD
L.McCoy	155	637	4.1	66t	4
L.Weaver	70	323	4.6	41t	2
B.Westbrook	61	274	4.5	25	1
D.McNabb	37	140	3.8	27	2
D.Jackson	11	137	12.5	67t	1
M.Vick	24	95	4.0	34	2
E.Buckley	15	44	2.9	9	1
K.Kolb	5	-1	-0.2	5	1
J.Garcia	3	-2	-0.7	0	0
R.Brown	1	-3	-3.0	-3	0
J.Maclin	2	-7	-3.5	-1	0
Eagles	384	1637	4.3	67t	14
Opponents	413	1675	4.1	72	11

Receiving	No.	Yds	Avg	Lg	TD
B.Celek	76	971	12.8	47t	8
D.Jackson	63	1167	18.5	71t	9
J.Maclin	55	762	13.9	56	4
J.Avant	41	587	14.3	58	3
L.McCoy	40	308	7.7	45	0
B.Westbrook	25	181	7.2	34	1
L.Weaver	15	140	9.3	59	2
R.Brown	9	155	17.2	43	0
K.Curtis	6	77	12.8	19	0
A.Smith	3	25	8.3	11	0
H.Baskett	1	6	6.0	6	0
D.McNabb	1	1	1.0	1	0
Eagles	335	4380	13.1	71t	27
Opponents	354	3778	10.7	86t	27

Punting	No.	Yds	Avg	Net	TB	Lg	B
S.Rocca	76	3222	42.4	38.3	4	61	0
Eagles	76	3222	42.4	38.3	4	61	0
Opponents	80	3604	45.1	37.2	8	64	0

Punt Returns	Ret	FC	Yds	Avg	Lg	TD
D.Jackson	29	15	441	15.2	85t	2
J.Maclin	6	4	30	5.0	27	0
Eagles	35	19	471	13.5	85t	2
Opponents	39	15	229	5.9	26	0

Kickoff Returns	No.	Yds	Avg	Lg	TD
E.Hobbs	20	481	24.1	63	0
V.Harris	19	394	20.7	32	0
J.Maclin	7	124	17.7	28	0
Q.Demps	6	155	25.8	48	0
L.Weaver	2	33	16.5	18	0
A.Smith	1	4	4.0	4	0
J.Babin	2	0	0.0	0	0
D.Jackson	1	0	0.0	0	0
Eagles	58	1191	20.5	63	0
Opponents	81	1907	23.5	52	0

Field Goals	1-19	20-29	30-39	40-49	50+
D.Akers	1/1	11/11	8/9	11/13	1/3
Eagles	1/1	11/11	8/9	11/13	1/3
Opponents	0/0	11/11	2/3	7/9	1/1

Akers: (49G, 51B) (23G, 32G) (29G, 38G) (44G) (43N, 45G, 43G, 47N, 45G) (47G, 44G) (30G, 35G) (45G, 48G, 52G) (18G, 25G, 25G) (25G) (29G, 24G, 41G, 32G) (33G, 39N, 33G) (20G) (22G, 26G) (39G, 45G, 28G) (53N)

Opponents: (22G) (23G, 25G) () () (29G, 46G) (47G) (42G, 47N) (22G, 33G) (29G) (45G, 28G, 28G, 49G, 48B) (25G) () (26G) (51G, 25G) (33G, 46G) (44G, 30N)

2008 EAGLES STATISTICS



SCHEDULE & RESULTS (9-6-1)

S-07	W	38-3	St. Louis	69,144
S-15	L	37-41	at Dallas	63,472
S-21	W	15-6	Pittsburgh	69,144
S-28	L	20-24	at Chicago	62,099
O-05	L	17-23	Washington	69,144
O-12	W	40-26	at San Francisco	67,640
O-26	W	27-14	Atlanta	69,144
N-02	W	26-7	at Seattle	68,055
N-09	L	31-36	NY Giants	69,144
N-16	T	13-13	at Cincinnati (OT)	64,633
N-23	L	7-36	at Baltimore	71,379
N-27	W	48-20	Arizona	64,144
D-07	W	20-14	at NY Giants	79,003
D-15	W	30-10	Cleveland	69,144
D-21	L	3-10	at Washington	82,412
D-28	W	44-6	Dallas	69,144
NFC WILD CARD				
J-04	W	26-14	at Minnesota	61,746
NFC DIVISIONAL PLAYOFF				
J-11	W	23-11	at NY Giants	79,193
NFC CHAMPIONSHIP				
J-18	L	25-32	at Arizona	70,650

TEAM STATS

	EAGLES	OPP
Total First Downs	318	248
Rushing	94	79
Passing	204	144
Penalty	20	25
3rd Down: Made/Att	93/225	73/227
3rd Down Pct.	41.3%	32.2%
4th Down: Made/Att	4/9	5/14
4th Down Pct.	44.4%	35.7%
Possession Avg.	30:55	29:05
Total Net Yards	5608	4388
Avg. Per Game	350.5	274.3
Total Plays	1056	994
Avg. Per Play	5.3	4.4
Net Yards Rushing	1697	1475
Avg. Per Game	106.1	92.2
Total Rushes	427	421
Net Yards Passing	3911	2913
Avg. Per Game	244.4	182.1
Sacked/Yards Lost	23/149	48/312
Gross Yards	4060	3225
Attempts/Completions	606/362	525/284
Completion Pct.	59.7%	54.1%
Had Intercepted	16	15
Punts/Average	78/42.7	101/42.5
Net Punting Avg.	37.9	36.5
Penalties/Yards	74/635	80/593
Fumbles/Ball Lost	16/10	26/14
Touchdowns	45	31
Rushing	15	7
Passing	23	19
Returns	7	5

Score By Periods

	Q1	Q2	Q3	Q4	OT	Pts
Eagles	85	150	73	108	0	416
Opponents	53	100	49	87	0	289

Passing	Att	Cmp	Yds	Cmp%	Y/A	TD	TD%	Int	Int%	Lg	Sk/Lost	Rat
McNabb	571	345	3916	60.4	6.9	23	4.0	11	1.9	90t	23/149	86.4
Kolb	34	17	144	50.0	4.2	0	0.0	4	11.8	16	0/0	21.8
D.Jackson	1	0	0	0.0	0.0	0	0.0	1	100.0	0	0/0	0.0
Eagles	606	362	4060	59.7	6.7	23	3.8	16	2.6	90t	23/149	81.4
Opponents	525	284	3225	54.1	6.1	19	3.6	15	2.9	90t	48/312	72.9

Scoring	TD	Ru	Pa	Rt	PAT	FG	2Pt	Pts	INTs	No.	Yds	Avg	Lg	TD
Akers	0	0	0	0	45/45	33/40	0	144	Samuel	4	64	16.0	50t	1
Westbrook	14	9	5	0			0	84	Mikell	3	53	17.7	41	0
Buckhalter	4	2	2	0			0	24	Parker	1	55	55.0	55t	1
D.Jackson	4	1	2	1			0	24	Dawkins	1	25	25.0	25	0
Smith	3	0	3	0			0	18	S.Brown	1	23	23.0	23	0
Baskett	3	0	3	0			0	18	Patterson	1	21	21.0	21	0
Avant	2	0	2	0			0	12	Bradley	1	17	17.0	17	0
Curtis	2	0	2	0			0	12	Hanson	1	13	13.0	13	0
McNabb	2	2	0	0			0	12	Howard	1	8	8.0	8	0
R.Brown	1	0	1	0			0	6	Sheppard	1	0	0.0	0	0
Celek	1	0	1	0			0	6	Eagles	15	279	18.6	55t	2
Clemons	1	0	0	1			0	6	Opponents	16	434	27.1	107t	2

Sacks: Howard 10.0, T.Cole 9.0, Parker 5.0, Clemons 4.0, Dawkins 3.0, Gaither 2.5, Mikell 2.0, Gocong 2.0, Abiamiri 2.0, Klecko 2.0, Bunkley 2.0, Demps 1.0, Hanson 1.0, S.Brown 1.0, Bradley 1.0, Patterson 0.5
Eagles: 48.0, Opponents: 23.0

Fumbles Lost: McNabb 5, D.Jackson 2, Demps 1, Westbrook 1, Hunt 1 **Total: 10**
Opponent Fumble Recoveries: Clemons 2, Gaither 2, Jordan 2, T.Laws 1, Bradley 1, Dawkins 1, Howard 1, Hanson 1, Patterson 1, Bunkley 1, Gocong 1 **Total: 14**

2-Pt. Conversions: Eagles 0-2, Opponents 0-1

<u>Rushing</u>	<u>No.</u>	<u>Yds</u>	<u>Avg</u>	<u>Lg</u>	<u>TD</u>	<u>Punting</u>	<u>No.</u>	<u>Yds</u>	<u>Avg</u>	<u>Net</u>	<u>TB</u>	<u>Lg</u>	<u>B</u>
Westbrook	233	936	4.0	39t	9	Rocca	77	3334	43.3	37.9	4	65	1
Buckhalter	76	369	4.9	33	2	Eagles	78	3334	42.7	37.9	4	65	1
McNabb	39	147	3.8	17	2	Opponents	101	4294	42.5	36.5	8	67	0
D.Jackson	17	96	5.6	21	1								
Eckel	24	79	3.3	14	0	<u>Punt Returns</u>		<u>Ret</u>	<u>FC</u>	<u>Yds</u>	<u>Avg</u>	<u>Lg</u>	<u>TD</u>
Booker	20	53	2.7	8	0	D.Jackson	50	16	440	8.8	68t	1	
Hunt	4	9	2.3	6	1	Lewis	1	0	6	6.0	6	0	
R.Brown	1	6	6.0	6	0	Hanson	1	0	0	0.0	0	0	
Kolb	13	2	0.2	8	0	Eagles	52	16	446	8.6	68t	1	
Eagles	427	1697	4.0	39t	15	Opponents	41	12	296	7.2	45	0	
Opponents	421	1475	3.5	28	7								
						<u>Kickoff Returns</u>		<u>No.</u>	<u>Yds</u>	<u>Avg</u>	<u>Lg</u>	<u>TD</u>	

Receiving	No.	Yds	Avg	Lg	TD	Kickoff Returns	No.	Yds	Avg	Lg	TD
D.Jackson	62	912	14.7	60	2	Demps	52	1314	25.3	100t	1
Westbrook	54	402	7.4	47	5	Lewis	3	43	14.3	31	0
Smith	37	298	8.1	25	3	Buckhalter	1	14	14.0	14	0
Baskett	33	440	13.3	90t	3	Avant	1	13	13.0	13	0
Curtis	33	390	11.8	32	2	Klecko	1	12	12.0	12	0
Avant	32	377	11.8	31	2	D.Jackson	1	12	12.0	12	0
Celek	27	318	11.8	44	1	Abiamiri	1	3	3.0	3	0
Buckhalter	26	324	12.5	59	2	Eagles	60	1411	23.5	100t	1
Lewis	19	247	13.0	52	1	Opponents	75	1698	22.6	98t	1
R.Brown	18	252	14.0	40	1						
Hunt	6	42	7.0	18	0	Field Goals	1-19	20-29	30-39	40-49	50+
Klecko	6	36	6.0	12	0	Akers	2/2	11/11	10/12	8/10	2/5
Booker	6	11	1.8	8	0	Eagles	2/2	11/11	10/12	8/10	2/5
Schobel	2	10	5.0	5	0	Opponents	0/0	6/6	5/5	9/11	4/6
Herremans	1	1	1.0	1t	1						
Eagles	362	4060	11.2	90t	23						
Opponents	284	3225	11.4	90t	19						

Akers: (23G) (34G, 44G, 22G) (31G, 31G) (50N, 47N, 24G, 31G) (50N, 23G) (19G, 54B, 38G, 25G, 28G) (36G, 18G) (40G, 24G, 42G, 39G) (29G) (42G, 27G) () (42G, 41G) (51G, 32B, 34B, 34G) (24G, 34G, 34G) (22G) (40G, 50G, 41G, 40N)
Opponents: (46G) (51G, 47G) (37G, 53G) (41G) (41G, 48G, 50G) (32G, 37G, 53G, 29G) () () (27G, 26G, 28G) (20G, 41G, 47N) (44G, 42G, 53N) () (47B) (27G) (54N, 33G) (37G, 42)

2007 EAGLES STATISTICS



SCHEDULE & RESULTS (8-8)

S-09	L	13-16	at Green Bay	70,598
S-17	L	12-20	Washington	67,726
S-23	W	56-21	Detroit	67,570
S-30	L	3-16	at NY Giants	78,862
O-14	W	16- 9	at NY Jets	77,189
O-21	L	16-19	Chicago	67,806
O-28	W	23-16	at Minnesota	63,019
N-04	L	17-38	Dallas	67,688
N-11	W	33-25	at Washington	90,218
N-18	W	17- 7	Miami	68,934
N-25	L	28-31	at New England	68,756
D-02	L	24-28	Seattle	68,445
D-09	L	13-16	NY Giants	68,594
D-16	W	10- 6	at Dallas	63,777
D-23	W	38-23	at New Orleans	70,011
D-30	W	17- 9	Buffalo	68,594

TEAM STATS

	EAGLES	OPP
Total First Downs	323	279
Rushing	118	80
Passing	186	177
Penalty	19	22
3rd Down: Made/Att	97/229	81/218
3rd Down Pct.	42.4%	37.2%
4th Down: Made/Att	9/15	3/13
4th Down Pct.	60.0%	23.1%
Possession Avg.	30:56	29:04
Total Net Yards	5729	4982
Avg. Per Game	358.1	311.4
Total Plays	1047	979
Avg. Per Play	5.5	5.1
Net Yards Rushing	1974	1533
Avg. Per Game	123.4	95.8
Total Rushes	421	403
Net Yards Passing	3755	3449
Avg. Per Game	234.7	215.6
Sacked/Yards Lost	49/250	37/244
Gross Yards	4005	3693
Att./Completions	577/350	539/312
Completion Pct.	60.7%	57.9%
Had Intercepted	15	11
Punts/Average	73/42.0	76/41.6
Net Punting Avg.	34.5	35.8
Penalties/Yards	83/649	81/616
Fumbles/Ball Lost	24/12	16/8
Touchdowns	38	30
Rushing	12	10
Passing	24	16
Returns	2	4

Score By Periods

	Q1	Q2	Q3	Q4	OT	Pts
Eagles	100	97	69	70	0	336
Opponents	86	95	64	55	0	300

Passing	Att	Cmp	Yds	Cmp%	Y/A	TD	TD%	Int	Int%	Lg	Sk/Lost	Rat
McNabb	473	291	3324	61.5	7.0	19	4.0	7	1.5	75t	44/227	89.8
Feeley	103	59	681	57.3	6.6	5	4.9	8	7.8	47	3/10	61.2
G.Lewis	1	0	0	0.0	0.0	0	0.0	0	0.0	0	0/0	39.6
Kolb	0	0	0	--	--	0	--	0	--	--	2/13	--
Eagles	577	350	4005	60.7	6.9	24	4.2	15	2.6	75t	49/250	84.6
Opponents	539	312	3693	57.9	6.9	16	3.0	11	2.0	91t	37/244	80.3

Scoring	TD	Ru	Pa	Rt	PAT	FG	2Pt	Pts	INTs	No.	Yds	Avg	Lg	TD
Akers	0	0	0	0	36/36	24/32	0	108	S.Brown	3	3	1.0	3	0
Westbrook	12	7	5	0			0	72	Sheppard	2	25	12.5	16	0
Curtis	8	0	6	2			0	48	Gaither	1	49	49.0	49	0
R.Brown	4	0	4	0			0	24	Mikell	1	20	20.0	20	0
Buckhalter	4	4	0	0			0	24	Bradley	1	13	13.0	13	0
G.Lewis	3	0	3	0			0	18	Dawkins	1	1	1.0	1	0
Avant	2	0	2	0			0	12	James	1	0	0.0	0	0
Baskett	1	0	1	0			0	6	Considine	1	0	0.0	0	0
Celek	1	0	1	0			0	6	Eagles	11	111	10.1	49	0
Hunt	1	1	0	0			0	6	Opponents	15	198	13.2	49	1
Schobel	1	0	1	0			0	6						
L.Smith	1	0	1	0			0	6						
Eagles	38	12	24	2	36/36	24/32	0	336						
Opponents	30	10	16	4	27/29	31/38	0	300						

2-Pt. Conversions: Eagles 0-2, Opponents 0-1

Rushing	No.	Yds	Avg	Lg	TD
Westbrook	278	1333	4.8	36	7
Buckhalter	62	313	5.0	30t	4
McNabb	50	236	4.7	40	0
R.Brown	5	36	7.2	12	0
Feeley	7	23	3.3	7	0
Tapeh	5	18	3.6	11	0
Hunt	10	16	1.6	4	1
Avant	1	1	1.0	1	0
Kolb	3	-2	-0.7	0	0
Eagles	421	1974	4.7	40	12
Opponents	403	1533	3.8	56	10

Receiving	No.	Yds	Avg	Lg	TD
Westbrook	90	771	8.6	57t	5
Curtis	77	1110	14.4	75t	6
R.Brown	61	780	12.8	45t	4
Avant	23	267	11.6	31	2
Smith	22	236	10.7	26	1
Celek	16	178	11.1	29	1
Baskett	16	142	8.9	25	1
G.Lewis	13	265	20.4	50	3
Buckhalter	12	87	7.3	14	0
Schobel	11	108	9.8	18	1
Tapeh	8	50	6.3	9	0
Mahe	1	11	11.0	11	0
Eagles	350	4005	11.4	75t	24
Opponents	312	3693	11.8	91t	16

Sacks: T.Cole 12.5, J.Thomas 5.0, Patterson 4.0, Kearse 3.5, Bunkley 3.0, Bradley 1.0 Spikes 1.0, Mikell 1.0, Reagor 1.0, Howard 1.0, Hanson 1.0, Gocong 1.0, Team 2.0, **Eagles: 37.0, Opponents: 48.0**

Fumbles Lost: D.McNabb 5, B.Westbrook 1, J.Jackson 1, G.Lewis 1, Q.Mikell 1, L.Smith 1, J.Reed 1, K.Kolb 1

Total: 12

Opponent Fumble Recoveries: J.Thomas 2, Q.Mikell 1, J.Hanson 1, M.Patterson 1, T.Cole 1, B.Bunkley 1, J.Kearse 1 **Total: 8**

Punting	No.	Yds	Avg	Net	TB	Lg	B
Rocca	73	3066	42.0	34.5	7	65	0
Eagles	73	3066	42.0	34.5	7	65	0
Opponents	76	3162	41.6	35.8	5	61	0

Punt Returns	Ret	FC	Yds	Avg	Lg	TD
Mahe	31	11	249	8.0	32	0
Westbrook	4	0	79	19.8	64	0
G.Lewis	4	1	4	1.0	5	0
Reed	2	0	8	4.0	8	0
Graham	1	0	0	0.0	0	0
Eagles	42	12	340	8.1	64	0
Opponents	36	14	409	11.4	87t	1

Kickoff Returns	No.	Yds	Avg	Lg	TD
Buckhalter	37	798	21.6	35	0
Reed	31	701	22.6	34	0
Mahe	1	19	19.0	19	0
Reagor	1	14	14.0	14	0
G.Lewis	1	3	3.0	3	0
Baskett	0	4	--	4	0
Eagles	71	1539	21.7	35	0
Opponents	69	1536	22.3	51	0

Field Goals	1-19	20-29	30-39	40-49	50+
Akers	0/0	12/12	10/10	1/6	1/4
Eagles	0/0	12/12	10/10	1/6	1/4
Opponents	1/1	13/13	10/13	5/9	2/2

Akers: (33G,47G) (24G, 39G, 26G, 22G) () (42N, 53G) (22G, 41N, 41N, 31G, 25G) (24G, 33G, 37G) (20G, 59N, 27G, 25G) (36G) (53N) (34G) (41G, 48N)(29G, 39G, 57N) (47N, 21G) (24G) (38G)

Opponents: (53G,37G,42G) (35G, 37G) (46N) (34N, 29G) (30G, 44N, 21G, 30G) (39N, 31G, 22 G, 41G, 45G) (39G, 32G, 48G) (22G) (23G, 21G) (47N) (23G, 32N) (40N) (19G, 23G, 23G) (33G, 23G) (55G, 35G, 46G) (29G, 23G, 22G)

2006 EAGLES STATISTICS



SCHEDULE & RESULTS (10-6)

S-10	W	24-10	at Houston	70,180
S-17	L	24-30	NY Giants (OT)	69,241
S-24	W	38-24	at San Francisco	68,166
O-02	W	31-9	Green Bay	69,222
O-08	W	38-24	Dallas	69,268
O-15	L	24-27	at New Orleans	68,269
O-22	L	21-23	at Tampa Bay	65,808
O-29	L	6-13	Jacksonville	69,249
N-12	W	27-3	Washington	69,143
N-19	L	13-31	Tennessee	69,232
N-26	L	21-45	at Indianapolis	57,296
D-04	W	27-24	Carolina	69,098
D-10	W	21-19	at Washington	84,164
D-17	W	36-22	at NY Giants	78,657
D-25	W	23-7	at Dallas	62,839
D-31	W	24-17	Atlanta	69,341
NFC WILD CARD				
J-07	W	23-20	NY Giants	69,094
NFC DIVISIONAL PLAYOFF				
J-13	L	24-27	at New Orleans	70,001

TEAM STATS

	EAGLES	OPP
Total First Downs	312	314
Rushing	106	126
Passing	189	154
Penalty	17	34
3rd Down: Made/Att	88/209	83/222
3rd Down Pct.	42.1	37.4
4th Down: Made/Att	5/11	10/21
4th Down Pct.	45.5	47.6
Possession Avg.	28:38	31:22
Total Net Yards	6103	5249
Avg. Per Game	381.4	328.1
Total Plays	988	1054
Avg. Per Play	6.2	5.0
Net Yards Rushing	1984	2182
Avg. Per Game	124.0	136.4
Total Rushes	416	489
Net Yards Passing	4119	3067
Avg. Per Game	257.4	191.7
Sacked/Yards Lost	28/190	40/300
Gross Yards	4309	3367
Att./Completions	544/323	525/309
Completion Pct.	59.4	58.9
Had Intercepted	9	19
Punts/Average	78/42.6	82/43.5
Net Punting Avg.	78/34.9	82/37.2
Penalties/Yards	112/983	96/807
Fumbles/Ball Lost	26/15	25/10
Touchdowns	49	36
Rushing	13	12
Passing	31	17
Returns	5	7

Score By Periods

	Q1	Q2	Q3	Q4	OT	Pts
Eagles	75	109	96	118	0	398
Opponents	79	86	61	96	6	328

Passing	Att	Cmp	Yds	Cmp%	Y/A	TD	TD%	Int	Int%	Lg	Sk/Lost	Rat
McNabb	316	180	2647	57.0	8.38	18	5.7	6	1.9	87t	21/140	95.5
Garcia	188	116	1309	61.7	6.96	10	5.3	2	1.1	65	6/40	95.8
Feeley	38	26	342	68.4	9.00	3	7.9	0	0.0	89t	1/10	122.9
Akers	1	1	11	100.0	11.00	0	0.0	0	0.0	11	0/0	112.5
Baskett	1	0	0	0.0	0.00	0	0.0	1	100.0	--	0/0	0.0
Eagles	544	323	4309	59.4	7.92	31	5.7	9	1.7	89t	28/190	96.7
Opponents	525	309	3367	58.9	6.41	17	3.2	19	3.6	75	40/300	73.6

Scoring	TD	Ru	Pa	Rt	PAT	FG	2Pt	Pts	INTs	No.	Yds	Avg	Lg	TD
Akers	0	0	0	0	48/48	18/23	0	102	Sheppard	6	157	26.2	102t	1
Westbrook	11	7	4	0			0	66	Dawkins	4	38	9.5	38	0
R.Brown	9	1	8	0			0	54	M.Lewis	2	105	52.5	84t	1
Smith	5	0	5	0			1	32	S.Brown	1	70	70.0	70t	1
Stallworth	5	0	5	0			0	30	T.Cole	1	19	19.0	19t	1
Buckhalter	3	2	1	0			0	18	Trotter	1	17	17.0	17	0
McNabb	3	3	0	0			0	18	Gaither	1	16	16.0	16	0
Baskett	2	0	2	0			0	12	Considine	1	12	12.0	12	0
G.Lewis	2	0	2	0			0	12	Walker	1	6	6.0	6	0
Schobel	2	0	2	0			0	12	Ramsey	1	-12	-12.0	-12	0
Avant	1	0	1	0			0	6	Eagles	19	428	22.5	102t	4
S.Brown	1	0	0	1			0	6	Opponents	9	250	27.8	66t	2
T.Cole	1	0	0	1			0	6						
M.Lewis	1	0	0	1			0	6						
Patterson	1	0	0	1			0	6						
Sheppard	1	0	0	1			0	6						
Tapeh	1	0	1	0			0	6						
Eagles	49	13	31	5	48/48	18/23	1	398						
Opponents	36	12	17	7	34/34	26/28	0	328						

2-Pt. Conversions: Eagles 1-1, Opponents 0-1

Rushing	No.	Yds	Avg	Lg	TD
Westbrook	240	1217	5.1	71t	7
Buckhalter	83	345	4.2	20	2
McNabb	32	212	6.6	37	3
Garcia	25	87	3.5	12	0
Moats	22	69	3.1	13	0
R.Brown	3	24	8.0	15t	1
Mahe	4	18	4.5	11	0
Tapeh	5	9	1.8	4	0
Feeley	1	3	3.0	3	0
Johnson	1	0	0.0	0	0
Eagles	416	1984	4.8	71t	13
Opponents	489	2182	4.5	70t	12

Receiving	No.	Yds	Avg	Lg	TD
Westbrook	77	699	9.1	52t	4
Smith	50	611	12.2	65	5
R.Brown	46	816	17.7	60t	8
Stallworth	38	725	19.1	84t	5
G.Lewis	24	348	14.5	45t	2
Buckhalter	24	256	10.7	55t	1
Baskett	22	464	21.1	89t	2
Tapeh	16	85	5.3	15	1
Schobel	14	214	15.3	60	2
Avant	7	68	9.7	18	1
Mahe	5	23	4.6	8	0
Eagles	323	4309	13.3	89t	31
Opponents	309	3367	10.9	75	17

Sacks: T. Cole 8, J. Thomas 6, Walker 6, Howard 5, Kearse 3.5, M. Lewis 2, M. McCoy 2, Considine 1.5, Patterson 1.5, Dawkins 1, Gaither 1, Hood 1, McDougle 1, Jones 0.5, **Eagles 40, Opponents 28**

Punting	No.	Yds	Avg	Net	TB	Lg	B
Johnson	78	3326	42.6	34.9	11	60	0
Eagles	78	3326	42.6	34.9	11	60	0
Opponents	82	3566	43.5	37.2	9	61	0

Punt Returns	Ret	FC	Yds	Avg	Lg	TD
Mahe	18	12	169	9.4	23	0
Wynn TM	13	5	131	10.1	22	0
Westbrook	5	3	39	7.8	13	0
Eagles	36	20	339	9.4	23	0
Opponents	41	13	380	9.3	90t	1

Kickoff Returns	No.	Yds	Avg	Lg	TD
Mahe	30	667	22.2	64	0
Wynn TM	18	362	20.1	34	0
Perry	3	57	19.0	24	0
G.Lewis	2	46	23.0	28	0
Moats	2	43	21.5	23	0
Schobel	2	13	6.5	11	0
Sheppard	1	16	16.0	16	0
Eagles	58	1204	20.8	64	0
Opponents	71	1647	23.2	41	0

Field Goals	1-19	20-29	30-39	40-49	50+
Akers	0/0	9/10	3/5	6/8	0/0
Eagles	0/0	9/10	3/5	6/8	0/0
Opponents	0/0	4/4	11/11	9/10	2/3

Akers: (42G) (49N,37G) (21G,39N) (40G) (27G) (47G) () (25G,28G) (37G,25G) (42G,38G) (36N) (28G,25G) () (48N) (25G,45G,21G) (41G,23N)
Opponents: (34G) (35G) (48G) (23G,54G,46G,54N) (39G) (39G,31G) (30G,44G,62G) (40G,27G) (48N,32G) (36G) (44G) (45G) (31G,45G,32G,35G) (47G,23G,24G) () (45G)

2004 EAGLES STATISTICS



SCHEDULE & RESULTS (13-3)

S-12	W	31-17	NY Giants	67,532
S-20	W	27-16	Minnesota	67,676
S-26	W	30-13	at Detroit	62,472
O-03	W	19-9	at Chicago	61,894
O-17	W	30-8	Carolina	67,707
O-24	W	34-31	at Cleveland (OT)	73,394
O-31	W	15-10	Baltimore	67,715
N-07	L	3-27	at Pittsburgh	64,975
N-15	W	49-21	at Dallas	64,190
N-21	W	28-6	Washington	67,720
N-28	W	27-6	at NY Giants	78,830
D-05	W	47-17	Green Bay	67,723
D-12	W	17-14	at Washington	90,089
D-19	W	12-7	Dallas	67,723
D-27	L	7-20	at St. Louis	66,129
J-02	L	10-38	Cincinnati	67,074
NFC DIVISIONAL PLAYOFF				
J-16	W	27-14	Minnesota	67,722
NFC CHAMPIONSHIP				
J-23	W	27-10	Atlanta	67,717
SUPER BOWL XXXIX				
F-06	L	21-24	New England	78,125

TEAM STATS

	EAGLES	OPP
Total First Downs	301	299
Rushing	87	101
Passing	188	165
Penalty	26	33
3rd Down: Made/Att	72/195	82/229
3rd Down Pct.	36.9	35.8
4th Down: Made/Att	0/4	9/19
4th Down Pct.	0.0	47.4
Possession Avg.	28:26	31:34
Total Net Yards	5618	5115
Avg. Per Game	351.1	319.7
Total Plays	960	1039
Avg. Per Play	5.9	4.9
Net Yards Rushing	1639	1903
Avg. Per Game	102.4	118.9
Total Rushes	376	442
Net Yards Passing	3979	3212
Avg. Per Game	248.7	200.8
Sacked/Yards Lost	37/229	47/263
Gross Yards	4208	3475
Att./Completions	547/336	550/334
Completion Pct.	61.4	60.7
Had Intercepted	11	17
Punts/Average	73/42.0	89/42.5
Net Punting Avg.	73/37.1	89/35.4
Penalties/Yards	124/952	119/1001
Fumbles/Ball Lost	17/11	29/11
Touchdowns	44	30
Rushing	10	13
Passing	32	16
Returns	2	1

Score By Periods

	Q1	Q2	Q3	Q4	OT	Pts
Eagles	100	121	79	83	3	386
Opponents	54	83	41	82	0	260

Passing	Att	Cmp	Yds	Cmp%	Y/A	TD	TD%	Int	Int%	Lg	Sk/Lost	Rat
McNabb	469	300	3875	64.0	8.26	31	6.6	8	1.7	80	32/192	104.7
Detmer	40	18	207	45.0	5.18	0	0.0	2	5.0	31	2/16	40.3
Blake	37	18	126	48.6	3.41	1	2.7	1	2.7	21	2/17	54.6
Bartrum	1	0	0	0.0	0.00	0	0.0	0	0.0	0	0/0	39.6
Westbrook	0	0	0	---	---	0	---	0	---	---	1/4	---
Eagles	547	336	4208	61.4	7.69	32	5.9	11	2.0	80	37/229	96.4
Opponents	550	334	3475	60.7	6.32	16	2.9	17	3.1	52	47/263	75.8

Scoring	TD	Ru	Pa	Rt	PAT	FG	2Pt	Pts	INTs	No.	Yds	Avg	Lg	TD
Akers	0	0	0	0	41/42	27/32	0	122	Sheppard	5	172	34.4	101t	2
Owens	14	0	14	0			0	84	Dawkins	4	40	10.0	32	0
Westbrook	9	3	6	0			0	54	Brown	2	33	16.5	33	0
Smith	5	0	5	0			0	30	Reese	2	22	11.0	15	0
Levens	4	4	0	0			0	24	Hood	1	20	20.0	20	0
C. Lewis	3	0	3	0			0	18	Jones	1	0	0.0	0	0
McNabb	3	3	0	0			0	18	M.Lewis	1	0	0.0	0	0
Mitchell	2	0	2	0			0	12	Mikell	1	0	0.0	0	0
Sheppard	2	0	0	2			0	12	Eagles	17	287	16.9	101t	2
Bartrum	1	0	1	0			0	6	Opponents	11	140	12.7	41	1
Pinkston	1	0	1	0			0	6						
Eagles	44	10	32	2	41/42	27/32	0	386	Sacks: Kearse 7.5, Rayburn 6.0, Simon 5.5, Walker					
Opponents	30	13	16	1	27/27	17/24	1	260	4.5. Brown 3.0. Dawkins 3.0. Douglas 3.0. Burgess					

2-Pt. Conversions: Eagles 0-2, Opponents 1-3

Rushing	No.	Yds	Avg	Lg	TD
Westbrook	177	812	4.6	50	3
Levens	94	410	4.4	45	4
McNabb	41	220	5.4	28	3
Mahe	23	91	4.0	22	0
McCoo	9	54	6.0	12	0
Tapeh	12	42	3.5	10	0
G. Lewis	4	16	4.0	11	0
Blake	3	6	2.0	8	0
Owens	3	-5	-1.7	6	0
Detmer	10	-7	-7	2	0
Eagles	376	1639	4.4	50	10
Opponents	442	1903	4.3	72t	13

Receiving	No.	Yds	Avg	Lg	TD
Owens	77	1200	15.6	59t	14
Westbrook	73	703	9.6	50	6
Pinkston	36	676	18.8	80	1
Smith	34	377	11.1	31	5
C. Lewis	29	267	9.2	21	3
Mitchell	22	377	17.1	60	2
G. Lewis	17	183	10.8	25	0
Mahe	14	123	8.8	30	0
Levens	9	92	10.2	23	0
Parry	9	75	8.3	22	0
Bartrum	5	45	9.0	17	1
Ritchie	4	36	9.0	11	0
McMullen	3	24	8.0	15	0
McCoo	2	15	7.5	8	0
Tapeh	2	15	7.5	13	0
Eagles	336	4208	12.5	80	32
Opponents	334	3475	10.4	52	16

Punting	No.	Yds	Avg	Net	TB	Lg	B
Johnson	72	3032	42.1	37.4	6	62	0
Akers	1	36	36.0	16.0	1	36	0
Eagles	73	3068	42.0	37.1	7	62	0
Opponents	89	3785	42.5	35.4	13	68	1

Punt Returns	Ret	FC	Yds	Avg	Lg	TD
Wynn	18	7	194	10.8	40	0
Mahe	19	8	109	5.7	25	0
Sheppard	2	5	42	21.0	39	0
Reed	0	0	18	--	18	0
Westbrook	2	0	14	7.0	14	0
Eagles	41	20	377	9.2	40	0
Opponents	34	13	221	6.5	25	0

Kickoff Returns	No.	Yds	Avg	Lg	TD
Reed	33	761	23.1	66	0
Hood	15	336	22.4	45	0
Mahe	3	44	14.7	22	0
G.Lewis	2	28	14.0	15	0
Parry	2	24	12.0	14	0
Wynn	1	21	21.0	21	0
Eagles	56	1214	21.7	66	0
Opponents	73	1693	23.2	73	0

Field Goals	1-19	20-29	30-39	40-49	50+
Akers	0/0	4/4	6/7	15/18	2/3
Eagles	0/0	4/4	6/7	15/18	2/3
Opponents	1/1	5/5	5/7	4/9	2/2

Akers: (45G,53N) (37G,47G) (26G,47G,39G)
 (51G,42G,42G, 40G,39N,45N) (48G,34G,43G)
 (38G,50G) (20G,41G,43G) (33G) () () (47G,42G)
 (22G,45G,47G, 22G) (48N,38G) () () (45N,46G)
 Opponents: (53G) (42G,19G,39G,44N) () (25G) ()
 (38G) (44G) (33N,42G,31G) () (35G,24G,48N) (22G,
 31G) (40G) (43N) (46N) (44N,28G,29G) (37N,50G)

2003 EAGLES STATISTICS



SCHEDULE & RESULTS (12-4)

S-08	L	0-17	Tampa Bay	67,772
S-14	L	10-31	New England	67,624
S-28	W	23-13	at Buffalo	73,305
O-05	W	27-25	Washington	67,792
O-12	L	21-23	at Dallas	63,648
O-19	W	14-10	at NY Giants	78,883
O-26	W	24-17	NY Jets	67,853
N-02	W	23-16	at Atlanta	70,064
N-10	W	17-14	at Green Bay	70,291
N-16	W	28-10	New York Giants	67,867
N-23	W	33-20	New Orleans	67,802
N-30	W	25-16	at Carolina	72,977
D-07	W	36-10	Dallas	69,773
D-15	W	34-27	at Miami	73,780
D-21	L	28-31	San Francisco (OT)	67,866
D-27	W	31-7	at Washington	76,766
NFC DIVISIONAL PLAYOFF				
J-11	W	20-17	Green Bay (OT)	67,707
NFC CHAMPIONSHIP				
J-18	L	3-14	Carolina	67,862

TEAM STATS

	EAGLES	OPP
Total First Downs	302	306
Rushing	105	116
Passing	156	171
Penalty	41	19
3rd Down: Made/Att	69/190	78/221
3rd Down Pct.	36.3	35.3
4th Down: Made/Att	3/7	8/22
4th Down Pct.	42.9	36.4
Possession Avg.	28:17	31:43
Total Net Yards	5035	5307
Avg. Per Game	314.7	331.7
Total Plays	944	1058
Avg. Per Play	5.3	5.0
Net Yards Rushing	2015	2071
Avg. Per Game	125.9	129.4
Total Rushes	417	461
Net Yards Passing	3020	3236
Avg. Per Game	188.8	202.3
Sacked/Yards Lost	43/253	38/248
Gross Yards	3273	3484
Att./Completions	484/279	559/337
Completion Pct.	57.6	60.3
Had Intercepted	11	13
Punts/Average	79/40.6	78/38.9
Net Punting Avg.	79/34.6	78/33.6
Penalties/Yards	96/817	129/1105
Fumbles/Ball Lost	21/11	26/13
Touchdowns	43	32
Rushing	23	13
Passing	17	17
Returns	3	2

Score By Periods

	Q1	Q2	Q3	Q4	OT	Pts
Eagles	82	102	59	131	0	374
Opponents	43	91	62	88	3	287

Passing	Att	Cmp	Yds	Cmp%	Y/A	TD	TD%	Int	Int%	Lg	Sk/Lost	Rat
McNabb	478	275	3216	57.5	6.73	16	3.3	11	2.3	59	43/253	79.6
Detmer	5	3	32	60.0	6.40	0	0.0	0	0.0	15	0/0	78.8
Mitchell	1	1	25	100.0	25.00	1	100.0	0	0.0	25t	0/0	158.3
Eagles	484	279	3273	57.6	6.76	17	3.5	11	2.3	59	43/253	80.5
Opponents	559	337	3484	60.3	6.23	17	3.0	13	2.3	60t	38/248	78.7

Scoring	TD	Ru	Pa	Rt	PAT	FG	2Pt	Pts	INTs	No.	Yds	Avg	Lg	TD
Akers	0	0	0	0	42/42	24/29	0	114	M.Lewis	3	31	10.3	23	0
Westbrook	13	7	4	2			0	78	Vincent	3	28	9.3	28	0
Buckhalter	9	8	1	0			0	54	Sheppard	1	34	34.0	34	0
Staley	7	5	2	0			0	42	Wayne	1	33	33.0	33	0
McNabb	3	3	0	0			0	18	Kalu	1	15	15.0	15t	1
Ritchie	3	0	3	0			0	18	Brown	1	10	10.0	10	0
Mitchell	2	0	2	0			0	12	Hood	1	5	5.0	5	0
Pinkston	2	0	2	0			0	12	Taylor	1	2	2.0	2	0
Kalu	1	0	0	1			0	6	Dawkins	1	0	0.0	0	0
C.Lewis	1	0	1	0			0	6	Eagles	13	158	12.2	34	1
Smith	1	0	1	0			0	6	Opponents	11	161	14.6	34	1
Thrash	1	0	1	0			0	6						
Team (s)	0	0	0	0			0	2	Sacks: Simon 7.5, Walker 6.0, Kalu 5.5, Wayne 3.0,					
Eagles	43	23	17	3	42/42	24/29	0	374	M.Lewis 2.0, Rayburn 2.0, Simoneau 2.0, Whiting 2.0,					
Opponents	32	13	17	2	27/28	22/30	1	287	Brown 1.0, Grasmanis 1.0, Hart 1.0, Reese 1.0, Cole-					

2-Pt. Conversions: Eagles 0-1, Opponents 1-4

Rushing	No.	Yds	Avg	Lg	TD
Westbrook	117	613	5.2	62t	7
Buckhalter	126	542	4.3	64t	8
Staley	96	463	4.8	22	5
McNabb	71	355	5.0	34	3
Thrash	5	52	10.4	47	0
Ritchie	1	1	1.0	1	0
Pinkston	1	-11	-11.0	-11	0
Eagles	417	2015	4.8	64t	23
Opponents	461	2071	4.5	76t	13

Receiving	No.	Yds	Avg	Lg	TD
Thrash	49	558	11.4	51	1
Westbrook	37	332	9.0	38	4
Pinkston	36	575	16.0	59	2
Staley	36	382	10.6	52t	2
Mitchell	35	498	14.2	39	2
Smith	27	321	11.9	36	1
C.Lewis	23	293	12.7	29	1
Ritchie	17	86	5.1	12	3
Buckhalter	10	133	13.3	27	1
G.Lewis	6	95	15.8	25	0
Mahe	1	5	5.0	5	0
McMullen	1	2	2.0	2	0
McNabb	1	-7	-7.0	-7	0
Eagles	279	3273	11.7	59	17
Opponents	337	3484	10.3	60t	17

Punting	No.	Yds	Avg	Net	TB	Lg	B
D.Johnson	79	3207	40.6	34.6	10	60	0
Eagles	79	3207	40.6	34.6	10	60	0
Opponents	78	3037	38.9	33.6	2	69	1

Punt Returns	Ret	FC	Yds	Avg	Lg	TD
Westbrook	20	16	306	15.3	84t	2
Mahe	6	6	55	9.2	17	0
Sheppard	4	1	15	3.8	5	0
Thrash	1	1	2	2.0	2	0
Eagles	31	24	378	12.2	84t	2
Opponents	35	15	272	7.8	72	0

Kickoff Returns	No.	Yds	Avg	Lg	TD
Thrash	34	815	24.0	54	0
Westbrook	23	487	21.2	47	0
Morey	7	93	13.3	24	0
Mitchell	1	-8	-8.0	-8	0
Eagles	65	1387	21.3	54	0
Opponents	74	1590	21.5	54	1

Field Goals	1-19	20-29	30-39	40-49	50+
Akers	0/0	9/9	7/7	6/10	2/3
Eagles	0/0	9/9	7/7	6/10	2/3
Opponents	0/0	10/10	5/7	4/7	3/6

Akers: () (57G) (26G,34G,22G) (52G,36G) () () (55N, 30G) (21G,25G,41B,40G) (47N,21G) () (36G,41G,42G, 33G) (35G,48G,38G,29G) (22G,21G) (46G,42G) (42N, 47N) (26G)

Opponents: (23G) (27G) (51N) (48G,45G,37G,53G) (51G,22G,28G) (39G) (30G,55N) (40G,25G,46G) (45N) (30G) (45B) (20G,32N,38N,49N) (29G) (27G,50G) (33G, 25G,22G) (52N)

2002 EAGLES STATISTICS



SCHEDULE & RESULTS (12-4)

S-08	L	24-27	at Tennessee	68,804
S-16	W	37-7	at Washington	84,982
S-22	W	44-13	Dallas	65,537
S-29	W	35-17	Houston	64,867
O-06	L	25-28	at Jacksonville	65,005
O-20	W	20-10	Tampa Bay	65,523
O-28	W	17-3	NY Giants	65,791
N-03	W	19-13	at Chicago	54,049
N-10	L	13-35	Indianapolis	65,660
N-17	W	38-14	Arizona	64,990
N-25	W	38-17	at San Francisco	67,919
D-01	W	10-3	St. Louis	65,552
D-08	W	27-20	at Seattle	59,862
D-15	W	34-21	Washington	65,615
D-21	W	27-3	at Dallas	63,209
D-28	L	7-10	at NY Giants (OT)	78,782

NFC DIVISIONAL PLAYOFF

J-11	W	20-6	Atlanta	66,452
------	---	------	---------	--------

NFC CHAMPIONSHIP

J-19	L	10-27	Tampa Bay	66,713
------	---	-------	-----------	--------

TEAM STATS

	EAGLES	OPP
Total First Downs	311	272
Rushing	124	83
Passing	164	160
Penalty	23	29
3rd Down: Made/Att	90/231	66/213
3rd Down Pct.	39.0	31.0
4th Down: Made/Att	8/16	9/23
4th Down Pct.	50.0	39.1
Possession Avg.	31:10	28:50
Total Net Yards	5604	4754
Avg. Per Game	350.3	297.1
Total Plays	1073	1009
Avg. Per Play	5.2	4.7
Net Yards Rushing	2220	1660
Avg. Per Game	138.8	103.8
Total Rushes	489	390
Net Yards Passing	3384	3094
Avg. Per Game	211.5	193.4
Sacked/Yards Lost	36/222	56/348
Gross Yards	3606	3442
Att./Completions	548/318	563/333
Completion Pct.	58.0	59.1
Had Intercepted	11	15
Punts/Average	79/40.5	90/41.0
Net Punting Avg.	79/32.6	90/33.1
Penalties/Yards	111/897	112/969
Fumbles/Ball Lost	28/13	45/23
Touchdowns	46	27
Rushing	15	5
Passing	27	18
Returns	4	4

Score By Periods

	Q1	Q2	Q3	Q4	OT	Pts
Eagles	85	161	79	90	0	415
Opponents	61	61	50	66	3	241

Passing	Att	Cmp	Yds	Cmp%	Y/A	TD	TD%	Int	Int%	Lg	Sk/Lost	Rat
McNabb	361	211	2289	58.4	6.34	17	4.7	6	1.7	59t	28/166	86.0
Feeley	154	86	1011	55.8	6.56	6	3.9	5	3.2	53	7/48	75.4
Detmer	28	19	224	67.9	8.00	2	7.1	0	0.0	37	1/8	115.8
B.Mitchell	1	1	57	100.0	57.00	1	100.0	0	0.0	57t	0/0	158.3
Westbrook	1	1	25	100.0	25.00	1	100.0	0	0.0	25t	0/0	158.3
Levens	2	0	0	0.0	0.00	0	0.0	0	0.0	--	0/0	39.6
F.Mitchell	1	0	0	0.0	0.00	0	0.0	0	0.0	--	0/0	39.6
Eagles	548	318	3606	58.0	6.58	27	4.9	11	2.0	59t	36/222	85.9
Opponents	563	333	3442	59.1	6.11	18	3.2	15	2.7	57t	56/348	76.4

Scoring	TD	Ru	Pa	Rt	PAT	FG	2Pt	Pts	INTs	No.	Yds	Avg	Lg	TD
Akers	0	0	0	0	43/43	30/34	0	133	Taylor	5	43	8.6	23t	1
Staley	8	5	3	0			1	50	Barber	2	81	40.5	80t	1
Thrash	8	2	6	0			0	48	Brown	2	41	20.5	29	0
Pinkston	7	0	7	0			0	42	Dawkins	2	27	13.5	27	0
McNabb	6	6	0	0			0	36	Vincent	2	1	0.5	1	0
Freeman	4	0	4	0			0	24	Harris	1	0	0.0	0	0
C.Lewis	3	0	3	0			2	22	M.Lewis	1	0	0.0	0	0
Levens	2	1	1	0			0	12	Eagles	15	193	12.9	80t	2
Thomason	2	0	2	0			0	12	Opponents	11	86	7.8	35	0
Barber	1	0	0	1			0	6						
Dawkins	1	0	1	0			0	6						
Detmer	1	1	0	0			0	6						
Emmons	1	0	0	1			0	6						
B.Mitchell	1	0	0	1			0	6						
Taylor	1	0	0	1			0	6						
Eagles	46	15	27	4	43/43	30/34	3	415						
Opponents	27	5	18	4	24/24	17/21	2	241						

2-Pt. Conversions: Eagles 3-3, Opponents 2-3

Rushing	No.	Yds	Avg	Lg	TD
Staley	269	1029	3.8	57	5
McNabb	63	460	7.3	40t	6
Levens	75	411	5.5	47t	1
Westbrook	46	193	4.2	18	0
Thrash	18	126	7.0	32	2
Akers	1	10	10.0	10	0
Feeley	12	6	0.5	6	0
Detmer	2	4	2.0	3	1
Landeta	1	0	0.0	0	0
Martin	1	-4	-4.0	-4	0
Pinkston	1	-15	-15.0	-15	0
Eagles	489	2220	4.5	57	15
Opponents	390	1660	4.3	58	5

Receiving	No.	Yds	Avg	Lg	TD
Pinkston	60	798	13.3	42t	7
Thrash	52	635	12.2	39t	6
Staley	51	541	10.6	45	3
Freeman	46	600	13.0	59t	4
C.Lewis	42	398	9.5	30	3
Levens	19	124	6.5	24	1
Martin	15	126	8.4	53	0
F.Mitchell	12	105	8.8	18	0
Thomason	10	128	12.8	24	2
Westbrook	9	86	9.6	20	0
Dawkins	1	57	57.0	57t	1
Bartrum	1	8	8.0	8	0
Eagles	318	3606	11.3	59t	27
Opponents	333	3442	10.3	57t	18

Sacks: H.Douglas 12.5, Kalu 8.0, Walker 7.5, Whiting 6.0, Grasmanis 4.0, Emmons 3.5, Dawkins 3.0, Bishop 2.0, Simon 2.0, Reese 1.5, Barber 1.0, Brown 1.0, Cook 1.0, Gardner 1.0, M.Lewis 1.0, Team 1.0, **Eagles 56.0, Opponents 36.0**

Punting	No.	Yds	Avg	Net	TB	Lg	B
Baker LG	55	2133	38.8	31.5	4	51	0
Baker TM	13	445	34.2	29.8	1	44	0
Landeta	52	2229	42.9	34.6	7	63	0
Johnson	14	523	37.4	27.7	2	53	0
Eagles	79	3197	40.5	32.6	10	63	0
Opponents	90	3690	41.0	33.1	7	74	0

Punt Returns	Ret	FC	Yds	Avg	Lg	TD
B.Mitchell	46	11	567	12.3	76t	1
Taylor	1	0	0	0.0	0	0
Eagles	47	11	567	12.1	76t	1
Opponents	30	20	420	14.0	90t	2

Kickoff Returns	No.	Yds	Avg	Lg	TD
B.Mitchell	43	1162	27.0	57	0
D.Douglas	4	77	19.3	23	0
Slechta	2	22	11.0	12	0
Levens	1	24	24.0	24	0
Thomason	1	12	12.0	12	0
Kalu	1	0	0.0	0	0
Eagles	52	1297	24.9	57	0
Opponents	76	1637	21.5	100t	1

Field Goals	1-19	20-29	30-39	40-49	50+
Akers	0/0	9/9	14/16	6/7	1/2
Eagles	0/0	9/9	14/16	6/7	1/2
Opponents	0/0	2/3	8/9	6/7	1/2

Akers: (30G) (22G,40G,47G) (51G,20G,32G) (25G, 41G) (31G) (30G,36G) (50N,27G,36G,35G) (23G,36G, 27G,22G) (34G,20G) (34G) (48N,43G) (31G) (33G,40G, 39N) (28G,45G) (32G,39G) (35N)
Opponents: (33G,47G) () (47G,33G) (48G) (34G,31G) (48G,29N) (26G) (30G,53G) (48N) () (35G) (55N,22G) (34G,43G) () (42G) (36N,39G)

2001 EAGLES STATISTICS



SCHEDULE & RESULTS (11-5)

S-09	L	17-20	St. Louis (OT)	66,243
S-23	W	27-3	at Seattle	62,826
S-30	W	40-18	Dallas	66,621
O-07	L	20-21	Arizona	66,360
O-22	W	10-9	at NY Giants	78,821
O-28	L	10-20	Oakland	65,342
N-04	W	21-7	at Arizona	33,430
N-11	W	48-17	Minnesota	65,638
N-18	W	36-3	at Dallas	63,204
N-25	L	3-13	Washington	65,666
N-29	W	23-10	at Kansas City	77,087
D-09	W	24-14	San Diego	65,438
D-16	W	20-6	at Washington	84,936
D-22	L	3-13	at San Francisco	68,124
D-30	W	24-21	NY Giants	65,885
J-06	W	17-13	at Tampa Bay	65,541
NFC WILD CARD				
J--12	W	31-9	Tampa Bay	65,847
NFC DIVISIONAL PLAYOFF				
J-19	W	33-19	at Chicago	66,944
NFC CHAMPIONSHIP				
J-27	L	24-29	at St. Louis	66,502

TEAM STATS

Total First Downs	256
Rushing	90
Passing	146
Penalty	20
3rd Down: Made/Att	68/220
3rd Down Pct.	30.9
4th Down: Made/Att	9/13
4th Down Pct.	69.2
Possession Avg.	28:39
Total Net Yards	4923
Avg. Per Game	307.7
Total Plays	974
Avg. Per Play	5.1
Net Yards Rushing	1778
Avg. Per Game	111.1
Total Rushes	412
Net Yards Passing	3145
Avg. Per Game	196.6
Sacked/Yards Lost	40/282
Gross Yards	3427
Att./Completions	522/300
Completion Pct.	57.5
Had Intercepted	14
Punts/Average	97/43.5
Net Punting/ Avg.	97/36.4
Penalties/Yards	100/768
Fumbles/Ball Lost	20/10
Touchdowns	38
Rushing	6
Passing	27
Returns	5

Score By Periods

	Q1	Q2	Q3	Q4	OT	Pts
Eagles	58	144	40	101	0	343
Opponents	50	72	30	53	3	208

Passing	Att	Cmp	Yds	Cmp%	Y/A	TD	TD%	Int	Int%	Lg	Sk/Lost	Rat
McNabb	493	285	3233	57.8	6.56	25	5.1	12	2.4	64t	39/ 273	84.3
Detmer	14	5	51	35.7	3.64	0	0.0	1	7.1	16	1/ 9	17.3
Feeley	14	10	143	71.4	10.21	2	14.3	1	7.1	27	0/ 0	114.0
F.Mitchell	1	0	0	0.0	0.00	0	0.0	0	0.0	0	0/ 0	39.6
Eagles	522	300	3427	57.5	6.57	27	5.2	14	2.7	64t	40/ 282	83.4
Opponents	517	288	3147	55.7	6.09	13	2.5	14	2.7	76	45/ 283	71.0

Scoring	TD	Ru	Pa	Rt	PAT	FG	2Pt	Pts	INTs	No.	Yds	Avg	Lg	TD
Akers	0	0	0	0	37/38	26/31	0	115	Vincent	3	0	0.0	0	0
Thrash	8	0	8	0			0	48	Trotter	2	64	32.0	50t	1
Lewis	6	0	6	0			0	36	Harris	2	22	11.0	14	0
Pinkston	4	0	4	0			0	24	Dawkins	2	15	7.5	15	0
Staley	4	2	2	0			0	24	Moore	2	2	1.0	2	0
Buckhalter	2	2	0	0			0	12	Hampton	1	38	38.0	38t	1
D. Douglas	2	0	2	0			0	12	Cook	1	11	11.0	11	0
Martin	2	0	2	0			0	12	Taylor	1	5	5.0	5	0
McNabb	2	2	0	0			0	12	Eagles	14	152	10.9	50t	2
Bartrum	1	0	1	0			0	6	Opponents	14	99	7.1	25	0
Dawkins	1	0	0	1			0	6						
Hampton	1	0	0	1			0	6						
B.Mitchell	1	0	0	1			0	6						
F.Mitchell	1	0	1	0			0	6						
Moore	1	0	0	1			0	6						
Stewart	1	0	1	0			0	6						
Trotter	1	0	0	1			0	6						

Sacks: H. Douglas 9.5, Simon 7.5, Burgess 6.0, Trotter 3.5, Caldwell 3.0, Kalu 3.0, Whiting 2.5, Grasmanis 2.0, Dawkins 1.5, Vincent 1.5, Cook 1.0, Emmons 1.0, Moore 1.0, Taylor 1.0, Da. Walker 1.0, **Eagles 45.0, Opponents 40.0**

Punting	No.	Yds	Avg	Net	TB	Lg	B
Landeta	97	4221	43.5	36.4	10	64	0
Eagles	97	4221	43.5	36.4	10	64	0
Opponents	104	4225	40.6	34.6	6	61	0

2-Pt. Conversions: Eagles 0-0, Opponents 1-3

Rushing	No.	Yds	Avg	Lg	TD	Punt Returns	Ret	FC	Yds	Avg	Lg	TD
Staley	166	604	3.6	44t	2	B.Mitchell	39	22	467	12.0	54	0
Buckhalter	129	586	4.5	48	2	Brown	5	0	30	6.0	11	0
McNabb	82	482	5.9	33	2	Cook	0	0	11	--	11	0
Thrash	6	57	9.5	24	0	Eagles	44	22	508	11.5	54	0
Martin	9	27	3.0	8	0	Opponents	56	16	488	8.7	30	0
B.Mitchell	7	9	1.3	11	0							
Detmer	8	6	0.8	14	0	Kickoff Returns	No.		Yds	Avg	Lg	TD
Smart	2	6	3.0	6	0	B.Mitchell	41	1025	25.0	94t	1	
Pinkston	1	5	5.0	5	0	Thrash	5	101	20.2	34	0	
F.Mitchell	2	-4	-2.0	12	0	D.Douglas	2	32	16.0	18	0	
Eagles	412	1778	4.3	48	6	Buckhalter	1	28	28.0	28	0	
Opponents	455	1837	4.0	80	6	Lewis	0	-10	-10.0	-10	0	

Receiving	No.	Yds	Avg	Lg	TD	Eagles	49	1165	23.8	94t	1
Thrash	63	833	13.2	64t	8	Opponents	67	1430	21.3	59	0
Staley	63	626	9.9	46t	2						
Pinkston	42	586	14.0	62t	4	Field Goals	1-19	20-29	30-39	40-49	50+
Lewis	41	422	10.3	33	6	Akers	1/1	9/9	7/8	7/10	2/3
Martin	24	124	5.2	17	2	Eagles	1/1	9/9	7/8	7/10	2/3
F. Mitchell	21	283	13.5	29	1	Opponents	0/0	10/10	5/10	8/12	0/0
Buckhalter	13	130	10.0	26	0						
Brown	7	95	13.6	18	0	Akers:	(50G) (48G,49N,21G) (40G,19G) (42G,28G)				
B.Mitchell	6	122	20.3	56	0	(44N,25G) (34G) () (36G,21G) (24G,46G,26G,28G,30G)					
D.Douglas	5	77	15.4	27	2	(49G) (24G,33G,38G) (37G)(40G,50G) (20G) (43N,35G)					
Stewart	5	52	10.4	15	1	(34N,47G,50N)					
Thomason	5	33	6.6	11	0	Opponents:	(20G,26G) (41G) (41G,43G)				
Scott	2	26	13.0	18	0	(30N) (24G,21G,24G, 49N) (42G,32G) () (43G)					
Reader	2	14	7.0	11	0	(47N,41N,30G) (37N, 43G, 32G) (29G) (34N,37N)					
Bartrum	1	4	4.0	4t	1	(39N,47G,25G,48N) (21G, 32G) (25G,32G) (42G,23G)					
Eagles	300	3427	11.4	64t	27						
Opponents	288	3147	10.9	76	13						

2000 EAGLES STATISTICS



SCHEDULE & RESULTS (11-5)

S-03	W	41-14	at Dallas	62,872
S-10	L	18-33	NY Giants	65,530
S-17	L	3-6	at Green Bay	59,869
S-24	W	21-7	at New Orleans	64,900
O-01	W	38-10	Atlanta	65,424
O-08	L	14-17	Washington	65,491
O-15	W	33-14	at Arizona	38,293
O-22	W	13-9	Chicago	65,553
O-29	L	7-24	at NY Giants	78,087
N-05	W	16-13	Dallas (OT)	65,636
N-12	W	26-23	at Pittsburgh (OT)	56,702
N-19	W	34-9	Arizona	65,356
N-26	W	23-20	at Washington	83,284
D-03	L	13-15	Tennessee	65,639
D-10	W	35-24	at Cleveland	72,318
D-24	W	16-7	Cincinnati	64,902
NFC WILD CARD				
D-31	W	21-3	Tampa Bay	65,813
NFC DIVISIONAL PLAYOFF				
J-07	L	10-20	at NY Giants	78,765

TEAM STATS

	EAGLES	OPP
Total First Downs	295	295
Rushing	88	105
Passing	182	159
Penalty	25	31
3rd Down: Made/Att	90/224	72/221
3rd Down Pct.	40.2	32.6
4th Down: Made/Att	7/11	14/24
4th Down Pct.	63.6	58.3
Possession Avg.	29:01	30:59
Total Net Yards	5006	4820
Avg. Per Game	312.9	301.3
Total Plays	1017	1055
Avg. Per Play	4.9	4.6
Net Yards Rushing	1882	1830
Avg. Per Game	117.6	114.4
Total Rushes	397	453
Net Yards Passing	3124	2990
Avg. Per Game	195.3	186.9
Sacked/Yards Lost	45/262	50/291
Gross Yards	3386	3281
Att./Completions	575/331	552/314
Completion Pct.	57.6	56.9
Had Intercepted	15	19
Punts/Average	86/42.3	87/40.4
Net Punting Avg.	86/36.0	87/35.0
Penalties/Yards	113/980	111/936
Fumbles/Ball Lost	22/14	27/12
Touchdowns	38	23
Rushing	13	10
Passing	21	11
Returns	4	2

Score By Periods

	Q1	Q2	Q3	Q4	OT	Pts
Eagles	57	97	71	120	6	351
Opponents	34	70	40	101	0	245

Passing	Att	Cmp	Yds	Cmp%	Y/A	TD	TD%	Int	Int%	Lg	Sk/Lost	Rat
McNabb	569	330	3365	58.0	5.91	21	3.7	13	2.3	70t	45/262	77.8
Mitchell	4	1	21	25.0	5.25	0	0.0	0	0.0	21	0/0	49.0
Detmer	1	0	0	0.0	0.00	0	0.0	1	100.0	--	0/0	0.0
Small	1	0	0	0.0	0.00	0	0.0	1	100.0	--	0/0	0.0
Eagles	575	331	3386	57.6	5.89	21	3.7	15	2.6	70t	45/262	75.9
Opponents	552	314	3281	56.9	5.94	11	2.0	19	3.4	70t	50/291	66.6

Scoring	TD	Ru	Pa	Rt	PAT	FG	2Pt	Pts	INTs	No.	Yds	Avg	Lg	TD
Akers	0	0	0	0	34/36	29/33	0	121	Vincent	5	34	6.8	17	0
C.Johnson	7	0	7	0			0	42	Dawkins	4	62	15.5	32	0
McNabb	6	6	0	0			0	36	Taylor	3	64	21.3	38	0
Mitchell	5	2	1	2			0	30	Moore	2	24	12.0	20	0
Thomason	5	0	5	0			0	30	Emmons	2	8	4.0	8	0
Autry	4	3	1	0			0	24	Trotter	1	27	27.0	27t	1
Small	3	0	3	0			1	20	Caldwell	1	25	25.0	25t	1
Lewis	3	0	3	0			0	18	H.Douglas	1	0	0.0	0	0
Warren LG	3	2	1	0			0	18	Harris	0	1	--	1	0
Brown	1	0	1	0			0	6	Eagles	19	255	13.4	38	2
Caldwell	1	0	0	1			0	6	Opponents	15	146	9.7	33	0
Pritchett	1	1	0	0			0	6	Sacks: H. Douglas 15.0, Simon 9.5, Mamula 5.5, H. Thomas 4.0, Grasmanis 3.5, Whiting 3.5, Trotter 3.0, Dawkins 2.0, Gardner 1.0, Vincent 1.0, Darling 0.5, Emmons 0.5, Eagles 50.0, Opponents 45.0					
Staley	1	1	0	0			0	6						
Trotter	1	0	0	1			0	6						
Eagles	38	13	21	4	34/36	29/33	1	351						
Opponents	23	10	11	2	21/21	28/33	1	245						

2-Pt. Conversions: Eagles 1-2, Opponents 1-2

Rushing	No.	Yds	Avg	Lg	TD
McNabb	86	629	7.3	54	6
Staley	79	344	4.4	60	1
Autry	112	334	3.0	15	3
Warren LG	74	296	4.0	32t	2
Warren TM	15	42	2.8	11	0
Pritchett	58	225	3.9	16	1
Mitchell	25	187	7.5	85t	2
Martin	13	77	5.9	23	0
C.Johnson	5	18	3.6	15	0
Akers	1	15	15.0	15	0
Detmer	1	8	8.0	8	0
Lee	1	2	2.0	2	0
Small	1	1	1.0	1	0
Eagles	397	1882	4.7	85t	13
Opponents	453	1830	4.0	37	10

Receiving	No.	Yds	Avg	Lg	TD
Lewis	69	735	10.7	52	3
C.Johnson	56	642	11.5	59	7
Small	40	569	14.2	70t	3
Warren LG	32	303	9.5	76t	1
Warren TM	1	1	1.0	1	0
Martin	31	219	7.1	26	0
Staley	25	201	8.0	26	0
Pritchett	25	193	7.7	17	0
Autry	24	275	11.5	37	1
Mitchell	13	89	6.8	21	1
Broughton	12	104	8.7	21	0
Pinkston	10	181	18.1	45	0
Thomason	10	46	4.6	11	5
Brown	9	80	8.9	18	1
McNabb	2	5	2.5	3	0
Lee	1	20	20.0	20	0
D.Douglas	1	9	9.0	9	0
Miller	1	9	9.0	9	0
Van Dyke	1	8	8.0	8	0
Eagles	331	3386	10.2	70t	21
Opponents	314	3281	10.4	70t	11

Punting	No.	Yds	Avg	Net	TB	Lg	B
Landeta	86	3635	42.3	36.0	8	60	0
Eagles	86	3635	42.3	36.0	8	60	0
Opponents	87	3516	40.4	35.0	7	52	0

Punt Returns	Ret	FC	Yds	Avg	Lg	TD
Mitchell	32	33	335	10.5	72t	1
Bostic	1	0	0	0.0	0	0
Eagles	33	33	335	10.2	72t	1
Opponents	47	18	375	8.0	70t	1

Kickoff Returns	No.	Yds	Avg	Lg	TD
Mitchell	47	1124	23.9	89t	1
D.Douglas	2	50	25.0	41	0
Broughton	1	20	20.0	20	0
Whiting	1	18	18.0	18	0
Pritchett	1	15	15.0	15	0
Thomason	1	10	10.0	10	0
Dawkins	1	2	2.0	2	0
Eagles	54	1239	22.9	89t	1
Opponents	72	1519	21.1	47	0

Field Goals	1-19	20-29	30-39	40-49	50+
Akers	1/1	6/6	14/15	7/10	1/1
Eagles	1/1	6/6	14/15	7/10	1/1
Opponents	0/0	9/9	9/11	8/11	2/2

Akers: (33G,37G) (33G,29G) (43G) () (39G,38G,19G) () (31G,29G) (51G,29G) (48N) (40N,34G,34G,32G) (26G,45G,38N,42G,42G) (38G,46G) (27G,33G,30G) (23G,40G) () (32G,45G,41N,33G)
Opponents: (34G,38G) (32G,36G,44G,23G) (40N,37G,38G) () (48G) (33N,42N,24G) () (25G,33G,40G) (31G) (48G,27G) (38G,52G,40G) (42G) (26G,20G,44N) (26G,42G,22G,44G,50G) (29G) (31N)

1998 EAGLES STATISTICS



SCHEDULE & RESULTS (3-13)

S-06	L	0-38	Seattle	66,418
S-13	L	12-17	at Atlanta	46,456
S-20	L	3-17	at Arizona	36,717
S-27	L	21-24	Kansas City	66,675
O-04	L	16-41	at Denver	73,218
O-11	W	17-12	Washington	66,183
O-18	L	10-13	at San Diego	56,967
N-02	L	0-34	Dallas	67,002
N-08	W	10-9	Detroit	66,785
N-15	L	3-28	at Washington	67,704
N-22	L	0-20	at NY Giants	65,763
N-29	L	16-24	at Green Bay	59,862
D-03	W	17-14	St. Louis	66,155
D-13	L	17-20	Arizona (OT)	62,176
D-20	L	9-13	at Dallas	62,722
D-27	L	10-20	NY Giants	66,596

TEAM STATS

	EAGLES	OPP
Total First Downs	259	286
Rushing	86	125
Passing	141	133
Penalty	32	28
3rd Down: Made/Att	80/240	85/230
3rd Down Pct.	33.3	37.0
4th Down: Made/Att	7/23	7/12
4th Down Pct.	30.4	58.3
Possession Avg.	29:24	30:36
Total Net Yards	4188	5136
Avg. Per Game	261.8	321.0
Total Plays	1017	1019
Avg. Per Play	4.1	5.0
Net Yards Rushing	1775	2416
Avg. Per Game	110.9	151.0
Total Rushes	427	528
Net Yards Passing	2413	2720
Avg. Per Game	150.8	170.0
Sacked/Yards Lost	56/317	42/281
Gross Yards	2730	3001
Att./Completions	534/282	449/249
Completion Pct.	52.8	55.5
Had Intercepted	18	9
Punts/Average	104/41.7	85/42.5
Net Punting Avg.	104/34.9	85/37.3
Penalties/Yards	102/852	113/904
Fumbles/Ball Lost	20/8	20/8
Touchdowns	17	39
Rushing	10	18
Passing	7	18
Returns	0	3

Score By Periods	Q1	Q2	Q3	Q4	OT	Pts
Eagles	33	47	24	57	0	161
Opponents	85	53	94	109	3	344

Passing	Att	Cmp	Yds	Cmp%	Y/A	TD	TD%	Int	Int%	Lg	Sk/Lost	Rat
Hoying	224	114	961	50.9	4.29	0	0.0	9	4.0	38	35/185	45.6
Detmer	181	97	1011	53.6	5.59	5	2.8	5	2.8	61t	5/29	67.7
Peete	129	71	758	55.0	5.88	2	1.6	4	3.1	25	16/103	64.7
Eagles	534	282	2730	52.8	5.11	7	1.3	18	3.4	61t	56/317	57.7
Opponents	449	249	3001	55.5	6.68	18	4.0	9	2.0	59	42/281	81.2

Scoring	TD	Ru	Pa	Rt	PAT	FG	2Pt	Pts	INTs	No.	Yds	Avg	Lg	TD
Boniol	0	0	0	0	15-17	14-21	0	57	Dawkins	2	39	19.5	30	0
Staley	6	5	1	0			0	36	Vincent	2	29	14.5	29	0
Garner	4	4	0	0			0	24	Zordich	2	18	9.0	14	0
Fryar	2	0	2	0			0	12	Caldwell	1	33	33.0	33	0
Graham	2	0	2	0			0	12	W.Thomas	1	21	21.0	21	0
Peete	1	1	0	0			0	6	McTyer	1	18	18.0	18	0
Sinceno	1	0	1	0			0	6	Eagles	9	158	17.6	33	0
Solomon	1	0	1	0			0	6	Opponents	18	319	17.7	70t	2
Thomas (s)	0	0	0	0			0	2						
Eagles	17	10	7	0	15-17	14-21	0	161						
Opponents	39	18	18	3	36-37	24-32	1	344						

2-Pt. Conversions: Eagles 0-0, Opponents 1-2

Rushing	No.	Yds	Avg	Lg	TD
Staley	258	1065	4.1	64t	5
Garner	96	381	4.0	40	4
Turner	20	94	4.7	19	0
Hoying	22	84	3.8	11	0
Walker	12	55	4.6	20	0
Fryar	3	46	15.3	32	0
Peete	5	30	6.0	19t	1
Detmer	7	20	2.9	8	0
Jells	2	9	4.5	13	0
Hankton	1	-4	-4.0	-4	0
Dunn	1	-5	-5.0	-5	0
Eagles	427	1775	4.2	64t	10
Opponents	528	2416	4.6	64	18

Receiving	No.	Yds	Avg	Lg	TD
Staley	57	432	7.6	33	1
Fryar	48	556	11.6	61t	2
Graham	47	600	12.8	45	2
Turner	34	232	6.8	18	0
Solomon	21	193	9.2	20	1
Garner	19	110	5.8	21	0
Copeland TM	18	221	12.3	20	0
Dunn	18	132	7.3	21	0
Fontenot	8	90	11.3	19	0
Sinceno	3	42	14.0	22	1
Jells	2	53	26.5	37	0
Walker	2	35	17.5	33	0
J.Johnson	2	14	7.0	9	0
Jordan	2	9	4.5	8	0
Miller	1	11	11.0	11	0
Eagles	282	2730	9.7	61t	7
Opponents	249	3001	12.1	59	18

Sacks: Douglas 12.5, Wallace 6.0, H. Thomas 5.0, Jefferson 4.0, B. Johnson 2.5, Darling 2.0, W. Thomas 2.0, Whiting 1.5, Caldwell 1.0, Dawkins 1.0, J. Harris 1.0, Martin LG 1.0, Martin TM 1.0, Rossum 1.0, Vincent 1.0, McTyer 0.5, **Eagles 42.0, Opponents 56.0**

Punting	No.	Yds	Avg	Net	TB	Lg	B
Hutton	104	4339	41.7	34.9	10	61	0
Eagles	104	4339	41.7	34.9	10	61	0
Opponents	85	3616	42.5	37.3	8	71	1

Punt Returns	Ret	FC	Yds	Avg	Lg	TD
Rossum	22	7	187	8.5	25	0
Solomon	11	12	100	9.1	40	0
A.Harris	1	0	-2	-2.0	-2	0
Eagles	34	19	285	8.4	40	0
Opponents	61	9	511	8.4	69t	1

Kickoff Returns	No.	Yds	Avg	Lg	TD
Staley	258	1065	4.1	64t	5
Garner	96	381	4.0	40	4
Turner	20	94	4.7	19	0
Hoying	22	84	3.8	11	0
Walker	12	55	4.6	20	0
Fryar	3	46	15.3	32	0
Peete	5	30	6.0	19t	1
Detmer	7	20	2.9	8	0
Jells	2	9	4.5	13	0
Hankton	1	-4	-4.0	-4	0
Dunn	1	-5	-5.0	-5	0
Eagles	427	1775	4.2	64t	10
Opponents	528	2416	4.6	64	18

Field Goals	1-19	20-29	30-39	40-49	50+
Boniol	3/3	3/3	4/5	3/9	1/1
Eagles	3/3	3/3	4/5	3/9	1/1
Opponents	0/0	7/7	6/8	11/13	0/4

Boniol: () (45N,24G,42G) (29G) () () (44G,48N) (42N,35G) () (39G) (19G) (44N) (34G) (50G,46B) (19G,33N) (21G,48N,41G,39G) (19G)

Opponents: (42G) (23G) (52N,47G) (40N,21G) () (47N, 46G,34G) (23G,26G) (33G,25G) (41G,48G, 35G,58N) (32N) (40G,49G) (33G) (46G,20G,52N) (28G,34N,32G) (51N,42G,41G) (43G,33G)

1997 EAGLES STATISTICS



SCHEDULE & RESULTS (6-9-1)

A-31	L	17-31	at NY Giants	70,296
S-07	W	10-9	Green Bay	66,803
S-15	L	20-21	at Dallas	63,942
S-28	L	19-28	at Minnesota	55,149
O-05	W	24-10	Washington	67,008
O-12	L	21-38	at Jacksonville	69,150
O-19	W	13-10	Arizona (OT)	66,860
O-26	W	13-12	Dallas	67,106
N-02	L	21-31	at Arizona	39,549
N-10	L	12-24	San Francisco	67,133
N-16	T	10-10	at Baltimore (OT)	63,546
N-23	W	23-20	Pittsburgh	67,166
N-30	W	44-42	Cincinnati	66,623
D-07	L	21-31	NY Giants	67,084
D-14	L	17-20	at Atlanta	42,866
D-21	L	32-35	at Washington	75,939

TEAM STATS

	EAGLES	OPP
Total First Downs	326	286
Rushing	105	115
Passing	203	150
Penalty	18	21
3rd Down: Made/Att	90/242	80/217
3rd Down Pct.	37.2	36.9
4th Down: Made/Att	14/22	8/14
4th Down Pct.	63.6	57.1
Possession Avg.	31:09	28:51
Total Net Yards	5590	4932
Avg. Per Game	349.4	308.3
Total Plays	1116	1009
Avg. Per Play	5.0	4.9
Net Yards Rushing	1943	2009
Avg. Per Game	121.4	125.6
Total Rushes	465	476
Net Yards Passing	3647	2923
Avg. Per Game	227.9	182.7
Sacked/Yards Lost	64/362	43/278
Gross Yards	4009	3201
Att./Completions	587/330	490/259
Completion Pct.	56.2	52.9
Had Intercepted	16	14
Punts/Average	88/41.6	87/41.4
Net Punting Avg.	88/34.6	87/36.0
Penalties/Yards	104/866	86/708
Fumbles/Ball Lost	35/16	25/12
Touchdowns	36	43
Rushing	11	16
Passing	22	20
Returns	3	7

Score By Periods

	Q1	Q2	Q3	Q4	OT	Pts
Eagles	75	71	59	109	3	317
Opponents	100	90	68	114	0	372

Passing	Att	Cmp	Yds	Cmp%	Y/A	TD	TD%	Int	Int%	Lg	Sk/Lost	Rat
T. Detmer	244	134	1567	54.9	6.42	7	2.9	6	2.5	57	19/94	73.9
Hoying	225	128	1573	56.9	6.99	11	4.9	6	2.7	72t	28/183	83.8
Peete	118	68	869	57.6	7.36	4	3.4	4	3.4	38	17/85	78.0
Eagles	587	330	4009	56.2	6.83	22	3.7	16	2.7	72t	64/362	78.5
Opponents	490	259	3201	52.9	6.53	20	4.1	14	2.9	62	43/278	75.1

Scoring	TD	Ru	Pa	Rt	PAT	FG	2Pt	Pts	INTs	No.	Yds	Avg	Lg	TD
Boniol	0	0	0	0	33/33	22/31	0	99	Dawkins	3	76	25.3	64t	1
Watters	7	7	0	0			0	42	Vincent	3	14	4.7	14	0
Fryar	6	0	6	0			0	36	Dimry	2	25	12.5	25	0
Lewis	4	0	4	0			0	24	W. Thomas	2	11	5.5	11	0
Solomon	3	0	3	0			1	20	Hall	1	39	39.0	39	0
Garner	3	3	0	0			0	18	Zordich	1	21	21.0	21	0
Turner	3	0	3	0			0	18	Stevens	1	0	0.0	0	0
Dunn	2	0	2	0			0	12	Willis	1	0	0.0	0	0
Timpson	2	0	2	0			0	12	Eagles	14	186	13.3	64t	1
Clark	1	0	0	1			0	6	Opponents	16	425	26.6	95t	4
Dawkins	1	0	0	1			0	6	Sacks: Hall 8.0, W. Thomas 5.0, Dent 4.5, Mamula 4.0, Jefferson 3.0, J. Jones 2.5, H. Thomas 2.5, Taylor 2.0, Willis 2.0, Zordich 2.0, Conner 1.5, Farmer 1.0, Harris 1.0, Jasper 1.0, Smith 1.0, Eagles 43.0, Opponents 64.0					
T.Detmer	1	1	0	0			0	6						
Johnson	1	0	1	0			0	6						
Seay	1	0	1	0			0	6						
W.Thomas	1	0	0	1			0	6						
Eagles	36	11	22	3	33/33	22/31	1	317						
Opponents	43	16	20	7	42/42	24/33	0	372						

2-Pt. Conversions: Eagles 1-3, Opponents 0-1

<u>Rushing</u>	<u>No.</u>	<u>Yds</u>	<u>Avg</u>	<u>Lg</u>	<u>TD</u>								
Watters	285	1110	3.9	28	7								
Garner	116	547	4.7	26	3								
Turner	18	96	5.3	29	0								
Hoying	16	78	4.9	30	0								
T. Detmer	14	46	3.3	14	1								
Peete	8	37	4.6	16	0								
Staley	7	29	4.1	12	0								
Hutton	1	0	0.0	0	0								
Eagles	465	1943	4.2	30	11								
Opponents	476	2009	4.2	53	16								
						Opponents	87	3603	41.4	36.0	12	62	0
<u>Receiving</u>	<u>No.</u>	<u>Yds</u>	<u>Avg</u>	<u>Lg</u>	<u>TD</u>								
Fryar	86	1316	15.3	72t	6								
Turner	48	443	9.2	36	3								
Watters	48	440	9.2	37	0								
Timpson	42	484	11.5	26	2								
Solomon	29	455	15.7	56	3								
Garner	24	225	9.4	27	0								
Johnson	14	177	12.6	28	1								
Seay	13	187	14.4	38	1								
Lewis	12	94	7.8	17	4								
Dunn	7	93	13.3	31t	2								
C. Jones	5	73	14.6	32	0								
Staley	2	22	11.0	22	0								
Eagles	330	4009	12.1	72t	22								
Opponents	259	3201	12.4	62	20								
						Opponents	87	3603	41.4	36.0	12	62	0
<u>Punt Returns</u>	<u>Ret</u>	<u>FC</u>	<u>Yds</u>	<u>Avg</u>	<u>Lg</u>	<u>TD</u>							
Gray LG	19	15	161	8.5	30	0							
Gray TM	2	5	17	8.5	11	0							
Seay	16	8	172	10.8	42	0							
Solomon	10	7	55	5.5	14	0							
Wyatt	2	1	-2	-1.0	0	0							
Vincent	1	0	-8	-8.0	-8	0							
Eagles	31	21	234	7.5	42	0							
Opponents	48	9	515	10.7	73t	1							
						Opponents	48	9	515	10.7	73t	1	0
<u>Kickoff Returns</u>	<u>No.</u>	<u>Yds</u>	<u>Avg</u>	<u>Lg</u>	<u>TD</u>								
Staley	47	1139	24.2	57	0								
Gray LG	9	193	21.4	33	0								
Gray TM	1	8	8.0	8	0								
Witherspoon	9	171	19.0	28	0								
Johnson	3	22	7.3	15	0								
Turner	3	48	16.0	22	0								
Dunn	2	32	16.0	16	0								
Wyatt	2	50	25.0	30	0								
Clark	1	39	39.0	39t	1								
Lewis	1	11	11.0	11	0								
Eagles	69	1520	22.0	57	1								
Opponents	66	1548	23.5	84	0								
						Opponents	66	1548	23.5	84	0	0	0
<u>Field Goals</u>	<u>1-19</u>	<u>20-29</u>	<u>30-39</u>	<u>40-49</u>	<u>50+</u>								

Field Goals	1-19	20-29	30-39	40-49	50+
Boniol	0/0	7/7	11/12	4/11	0/1
Eagles	0/0	7/7	11/12	4/11	0/1
Opponents	2/2	10/11	6/6	6/11	0/3

Boniol: (48G) (48N,32G) (49G,45N,44G) (47G, 26G) (34G) (43N) (40N,38G,24G) (52N,47N,29G, 37G) (37N) (28G,34G) (33G,40N) (23G,35G,25G) (33G,25G,31G) (48N) (39G) (33G)

Opponents: (44N,39G)(22G,18G,27G,28N) (46G,48G,25G,23G,22G) () (37G) (38G) (40N, 23G) (26G,24G,35G,43G) (51N,45G,48N) (31G, 43N) (23G,53N) (46G,40G) () (50N,19G) (42N, 21G,33G) ()

1996 EAGLES STATISTICS



SCHEDULE & RESULTS (10-6)

S-01	W	17-14	at Washington	53,415
S-09	L	13-39	at Green Bay	60,666
S-15	W	24-17	Detroit	66,007
S-22	W	33-18	at Atlanta	40,107
S-30	L	19-23	Dallas	67,201
O-13	W	19-10	at NY Giants	72,729
O-20	W	35-28	Miami	66,240
O-27	W	20-9	Carolina	65,982
N-03	W	31-21	at Dallas	64,952
N-10	L	17-24	Buffalo	66,613
N-17	L	21-26	Washington	66,834
N-24	L	30-36	at Arizona	36,175
D-01	W	24-0	NY Giants	51,468
D-05	L	10-37	at Indianapolis	52,689
D-14	W	21-20	at NY Jets	29,178
D-22	W	29-19	Arizona	63,658
NFC WILD CARD				
D-29	L	0-14	at San Francisco	56,460

TEAM STATS

	EAGLES	OPP
Total First Downs	319	264
Rushing	107	87
Passing	196	150
Penalty	16	27
3rd Down: Made/Att	83/219	84/215
3rd Down Pct.	37.9	39.1
4th Down: Made/Att	6/15	5/14
4th Down Pct.	40.0	35.7
Possession Avg.	32:12	27:48
Total Net Yards	5627	4562
Avg. Per Game	351.7	285.1
Total Plays	1076	961
Avg. Per Play	5.2	4.7
Net Yards Rushing	1882	1583
Avg. Per Game	117.6	98.9
Total Rushes	489	421
Net Yards Passing	3745	2979
Avg. Per Game	234.1	186.2
Sacked/Yards Lost	39/234	40/264
Gross Yards	3979	3243
Att./Completions	548/328	500/271
Completion Pct.	59.9	54.2
Had Intercepted	18	19
Punts/Average	74/42.0	74/44.4
Net Punting Avg.	74/35.1	74/37.5
Penalties/Yards	117/963	99/710
Fumbles/Ball Lost	24/14	26/12
Touchdowns	41	35
Rushing	16	12
Passing	19	18
Returns	6	5

Score By Periods

	Q1	Q2	Q3	Q4	OT	Pts
Eagles	98	88	64	113	0	363
Opponents	64	119	73	85	0	341

Passing	Att	Cmp	Yds	Cmp%	Y/A	TD	TD%	Int	Int%	Lg	Sk/Lost	Rat
Detmer	401	238	2911	59.4	7.26	15	3.7	13	3.2	42	27/171	80.8
Peete	134	80	992	59.7	7.40	3	2.2	5	3.7	62	11/53	74.6
Rypien	13	10	76	76.9	5.85	1	7.7	0	0.0	16	0/0	116.2
Hoying	0	0	0	---	---	0	---	0	---	---	1/10	---
Eagles	548	328	3979	59.9	7.26	19	3.5	18	3.3	62	39/234	80.1
Opponents	500	271	3243	54.2	6.49	18	3.6	19	3.8	67	40/264	70.4

Scoring	TD	Ru	Pa	Rt	PAT	FG	2Pt	Pts	INTs	No.	Yds	Avg	Lg	TD
Anderson	0	0	0	0	40/40	25/29	0	115	Zordich	4	54	13.5	28	0
Watters	13	13	0	0			0	78	Vincent	3	144	48.0	90t	1
Fryar	11	0	11	0			0	66	W.Thomas	3	47	15.7	37	0
Jones	5	0	5	0			0	30	Dawkins	3	41	13.7	30	0
Dunn	2	0	2	0			0	12	Taylor	3	-1	-0.3	0	0
Witherspoon	2	0	0	2			0	12	Willis	1	14	14.0	14	0
Detmer	1	1	0	0			0	6	J.Fuller	1	4	4.0	4	0
Garner	1	1	0	0			0	6	Farmer	1	0	0.0	0	0
Hall	1	0	0	1			0	6	Eagles	19	303	15.9	104t	1
Mamula	1	0	0	1			0	6	Opponents	18	265	14.7	65t	3
Peete	1	1	0	0			0	6						
W.Thomas	1	0	0	1			0	6						
Turner	1	0	1	0			0	6						
Vincent	1	0	0	1			0	6						
Team (s)	0	0	0	0			0	2						
Eagles	41	16	19	6	40/40	25/29	0	363						
Opponents	35	12	18	5	30/32	31/36	3	341						

Sacks: Fuller 13.0, Mamula 8.0, W. Thomas 5.5, Hall 4.5, Jefferson 2.5, Dawkins 1.0, Farmer 1.0, Harmon 1.0, K. Johnson 1.0, Taylor 1.0, H. Thomas 1.0, Griffin 0.5, **Eagles 40.0, Opponents 39.0**

2-Pt. Conversions: Eagles 0-1, Opponents 3-3

Rushing	No.	Yds	Avg	Lg	TD
Watters	353	1411	4.0	56t	13
Garner	66	346	5.2	46	1
Detmer	31	59	1.9	9	1
Turner	18	39	2.2	7	0
Peete	20	31	1.6	11	1
Fryar	1	-4	-4.0	-4	0
Eagles	489	1882	3.8	56t	16
Opponents	421	1583	3.8	49t	12

Receiving	No.	Yds	Avg	Lg	TD
Fryar	88	1195	13.6	42	11
Jones	70	859	12.3	38	5
Watters	51	444	8.7	36	0
Turner	43	409	9.5	41	1
Seay	19	260	13.7	35	0
Dunn	15	332	22.1	58	2
Williams LG	15	93	6.2	19	1
Williams TM	2	8	4.0	4	0
Garner	14	92	6.6	13	0
Solomon	8	125	15.6	23	0
West	8	91	11.4	29	0
J.Johnson	7	127	18.1	31	0
Ingram	2	33	16.5	20	0
McIntyre	1	4	4.0	4	0
Eagles	328	3979	12.1	62	19
Opponents	271	3243	12.0	67	18

Punting	No.	Yds	Avg	Net	TB	Lg	B
Hutton	73	3107	42.6	35.1	9	60	1
Eagles	74	3107	42.0	35.1	9	60	1
Opponents	74	3287	44.4	37.5	9	61	0

Punt Returns	Ret	FC	Yds	Avg	Lg	TD
Seay	35	14	305	8.7	56	0
Solomon	5	3	27	5.4	9	0
Vincent	0	0	-2	--	-2	0
Eagles	40	17	330	8.3	56	0
Opponents	36	12	330	9.2	65t	1

Kickoff Returns	No.	Yds	Avg	Lg	TD
Witherspoon	53	1271	24.0	97t	2
Garner	6	117	19.5	28	0
Seay	4	51	12.8	22	0
Brooks	1	0	0.0	0	0
Eagles	64	1439	22.5	97t	2
Opponents	73	1715	23.5	86	0

Field Goals	1-19	20-29	30-39	40-49	50+
Anderson	0/0	10/11	8/9	7/9	0/0
Eagles	0/0	10/11	8/9	7/9	0/0
Opponents	1/1	8/8	13/15	7/8	2/4

Anderson: (26G) () (38N,39G) (28G,33G,39G, 25G) (46G,29B) (39G,46G,45G,29G) () (46G, 21G) (30G) (23G) () (44G,25G,32G) (44G,44N) (31G) (48N) (23G,22G,43G,26G,39G)
Opponents: (53N) (29G,44G,38G) (51G) (43G) (46G,30G,21G) (39G) (37G,32G) (51N,47G,39G, 29G) (19G,37G) (38G) (37G,22G,30G,33G) (21G, 31B,36G,27G) () (30G,42G,51G) (27G,48N,29G) (41G,41G,38N)

1995 EAGLES STATISTICS



SCHEDULE & RESULTS (10-6)

S-03	L	6-21	Tampa Bay	66,266
S-10	W	31-19	at Arizona	45,004
S-17	L	21-27	San Diego	63,081
S-24	L	17-48	at Oakland	48,875
O-01	W	15-10	at New Orleans	43,938
O-08	W	37-34	Washington (OT)	65,498
O-15	W	17-14	at NY Giants	74,252
O-29	W	20-9	St. Louis	62,172
N-06	L	12-34	at Dallas	64,876
N-12	W	31-13	Denver	60,842
N-19	W	28-19	NY Giants	63,562
N-26	W	14-7	at Washington	50,539
D-03	L	14-26	at Seattle	39,893
D-10	W	20-17	Dallas	66,198
D-17	W	21-20	Arizona	62,076
D-24	L	14-20	at Chicago	52,391
NFC WILD CARD				
D-30	W	58-37	Detroit	66,492
NFC DIVISIONAL PLAYOFF				
J-07	L	11-30	at Dallas	64,371

TEAM STATS

	EAGLES	OPP
Total First Downs	290	281
Rushing	126	102
Passing	145	154
Penalty	19	25
3rd Down: Made/Att	89/233	84/220
3rd Down Pct.	38.2	38.2
4th Down: Made/Att	10/17	12/17
4th Down Pct.	58.8	70.6
Possession Avg.	30:26	29:34
Total Net Yards	4807	4638
Avg. Per Game	300.4	289.9
Total Plays	1050	1013
Avg. Per Play	4.6	4.6
Net Yards Rushing	2121	1822
Avg. Per Game	132.6	113.9
Total Rushes	508	466
Net Yards Passing	2686	2816
Avg. Per Game	167.9	176.0
Sacked/Yards Lost	46/245	48/305
Gross Yards	2931	3121
Att./Completions	496/284	499/268
Completion Pct.	57.3	53.7
Had Intercepted	19	19
Punts/Average	86/42.8	74/41.3
Net Punting Avg.	86/33.7	74/35.2
Penalties/Yards	112/838	87/727
Fumbles/Ball Lost	31/17	30/19
Touchdowns	36	39
Rushing	19	14
Passing	11	14
Returns	6	8

Score By Periods

	Q1	Q2	Q3	Q4	OT	Pts
Eagles	83	99	55	78	3	318
Opponents	71	101	59	107	3	338

Passing	Att	Cmp	Yds	Cmp%	Y/A	TD	TD%	Int	Int%	Lg	Sk/Lost	Rat
Peete	375	215	2326	57.3	6.20	8	2.1	14	3.7	37t	33/166	67.3
Cunningham	121	69	605	57.0	5.00	3	2.5	5	4.1	33	13/79	61.5
Eagles	496	284	2931	57.3	5.91	11	2.2	19	3.8	37t	46/245	65.9
Opponents	499	268	3121	53.7	6.25	14	2.8	19	3.8	64t	48/305	66.4

Scoring	TD	Ru	Pa	Rt	PAT	FG	2Pt	Pts
Anderson	0	0	0	0	32-33	22-30	0	98
Watters	12	11	1	0			0	72
Garner	6	6	0	0			0	36
Barnett	5	0	5	0			1	32
C.Williams	2	0	2	0			1	14
R. Johnson	2	0	2	0			0	14
Henderson	1	0	0	1			0	6
Jackson	1	0	0	1			0	6
K.Johnson	1	0	0	1			0	6
McCrary	1	1	0	0			0	6
Peete	1	1	0	0			0	6
Thomas	1	0	0	1			0	6
West	1	0	1	0			0	6
Witherspoon	1	0	0	1			0	6
Zordich	1	0	0	1			0	6
Eagles	36	19	11	6	32-33	22-30	2	318
Opponents	36	14	14	8	32-32	28-37	2	338

2-Pt. Conversions: Eagles 2-3, Opponents 2-4

Rushing	No.	Yds	Avg	Lg	TD
Watters	337	1273	3.8	57	11
Garner	108	588	5.4	55t	6
Peete	32	147	4.6	18	1
Cunningham	21	98	4.7	20	0
Turner	2	9	4.5	12	0
Witherspoon	2	7	3.5	5	0
McCrary	3	1	0.3	1t	1
Hutton	1	0	0.0	0	0
Saxon	1	0	0.0	0	0
C.Williams	1	-2	-2.0	-2	0
Eagles	508	2121	4.2	57	19
Opponents	466	1822	3.9	44t	14

Receiving	No.	Yds	Avg	Lg	TD
C. Williams	63	768	12.2	37t	2
Watters	62	434	7.0	24	1
Barnett	48	585	12.2	33	5
Carpenter	29	318	11.0	29	0
West	20	190	9.5	26	1
Martin	17	206	12.1	22	0
Garner	10	61	6.1	29	0
McCrary	9	60	6.7	11	0
Monk	6	114	19.0	36	0
J. Johnson	6	37	6.2	9	0
R. Johnson	5	68	13.6	33	2
Jones	5	61	12.2	17	0
Turner	4	29	7.3	11	0
Eagles	284	2931	10.3	37t	11
Opponents	268	3121	11.6	64t	14

INTs	No.	Yds	Avg	Lg	TD
Thomas	7	104	14.9	37t	1
McMillian	3	27	9.0	19	0
Taylor	2	52	26.0	35	0
Romanowski	2	5	2.5	7	0
Gouveia	1	20	20.0	20	0
Jackson	1	18	18.0	18	0
Zordich	1	10	10.0	10	0
Frazier	1	3	3.0	3	0
Wilburn	1	0	0.0	0	0
Eagles	19	239	12.6	37t	1
Opponents	19	240	12.6	65t	2

Sacks: Fuller 13.0, Harmon 11.0, K. Johnson 6.0, Mamula 5.5, Stubbs 5.5, Thomas 2.0, Woodard 1.5, Hall 1.0, Romanowski 1.0, Zordich 1.0, Gunn 0.5, **Eagles 48.0, Opponents 46.0**

Punting	No.	Yds	Avg	Net	TB	Lg	B
Hutton	85	3682	43.3	33.7	13	63	1
Eagles	86	3682	42.8	33.7	13	63	1
Opponents	74	3055	41.3	35.2	8	63	0

Punt Returns	Ret	FC	Yds	Avg	Lg	TD
Martin	17	10	214	12.6	38	0
Carpenter	12	6	79	6.6	22	0
Eagles	29	16	293	10.1	38	0
Opponents	38	17	527	13.9	88t	2

Kickoff Returns	No.	Yds	Avg	Lg	TD
Garner	29	590	20.3	41	0
Martin	20	388	19.4	38	0
Witherspoon	18	459	25.5	86t	1
Jones	2	46	23.0	26	0
Saxon	1	3	3.0	3	0
McCrary	1	1	1.0	1	0
Eagles	71	1487	20.9	86t	1
Opponents	61	1576	25.8	70	0

Field Goals	1-19	20-29	30-39	40-49	50+
Anderson	0/0	5/5	9/10	8/12	0/3
Eagles	0/0	5/5	9/10	8/12	0/3
Opponents	0/0	10/10	11/14	7/11	0/2

Anderson: (21G,28G) (51N,43G) (43N) (30G, 56N) (20G,43G,36G,37G,42G) (40G,43G,35G) (45N,40G) (20G,36G) (36G,37G) (52N,39G) () (41N) (32N) (42G,27G,38G,42G) (48B) ()
Opponents: () (21G,29G) (35G,21G) (35G,28G) (34G) (36G,47N,46G) (20G,21G) (62N,32N,29G) (42G,37G) (44G,48G) (37N,44G) (42N,50N) (47G,35G,37G,45G) (21G) (37G,35G,37G,35G, 47N) (40N,27G,28G,37N)

1994 EAGLES STATISTICS



SCHEDULE & RESULTS (7-9)

S-04	L	23-28	at NY Giants	76,130
S-12	W	30-22	Chicago	64,890
S-18	W	13-7	Green Bay	63,922
O-02	W	40-8	at San Francisco	64,843
O-09	W	21-17	Washington	63,947
O-16	L	13-24	at Dallas	64,703
O-24	W	21-6	Houston	65,233
O-30	W	31-29	at Washington	53,530
N-06	W	17-7	Arizona	64,952
N-13	L	7-26	Cleveland	65,233
N-20	L	6-12	at Arizona	62,779
N-27	L	21-28	at Atlanta	60,008
D-04	L	19-31	Dallas	65,974
D-11	L	3-14	at Pittsburgh	55,474
D-18	L	13-16	NY Giants	64,540
D-24	L	30-33	at Cincinnati	39,923

TEAM STATS

	EAGLES	OPP
Total First Downs	293	275
Rushing	103	94
Passing	168	151
Penalty	22	30
3rd Down: Made/Att	101/243	78/214
3rd Down Pct.	41.6	36.4
4th Down: Made/Att	6/17	4/9
4th Down Pct.	35.3	44.4
Possession Avg.	30:47	29:13
Total Net Yards	5125	4710
Avg. Per Game	320.3	294.4
Total Plays	1046	981
Avg. Per Play	4.9	4.8
Net Yards Rushing	1761	1616
Avg. Per Game	110.1	101.0
Total Rushes	432	449
Net Yards Passing	3364	3094
Avg. Per Game	210.3	193.4
Sacked/Yards Lost	48/372	42/265
Gross Yards	3736	3359
Att./Completions	566/316	490/251
Completion Pct.	55.8	51.2
Had Intercepted	14	21
Punts/Average	92/40.5	90/39.7
Net Punting Avg.	92/35.4	90/32.8
Penalties/Yards	138/1107	98/844
Fumbles/Ball Lost	23/12	29/14
Touchdowns	35	33
Rushing	14	11
Passing	18	20
Returns	3	2

Score By Periods

	Q1	Q2	Q3	Q4	OT	Pts
Eagles	48	106	81	73	0	308
Opponents	65	73	65	105	0	308

Passing	Att	Cmp	Yds	Cmp%	Y/A	TD	TD%	Int	Int%	Lg	Sk/Lost	Rat
Cunningham	490	265	3229	54.1	6.59	16	3.3	13	2.7	93	43/333	74.4
Brister	76	51	507	67.1	6.67	2	2.6	1	1.3	53	5/39	89.1
Eagles	566	316	3736	55.8	6.60	18	3.2	14	2.5	93	48/372	76.4
Opponents	490	251	3359	51.2	6.86	20	4.1	21	4.3	85t	42/265	69.1

Scoring	TD	Ru	Pa	Rt	PAT	FG	2Pt	Pts
Murray	0	0	0	0	33-33	21-25	0	96
Walker	8	5	2	1			0	48
Barnett	5	0	5	0			0	30
Bavaro	3	0	3	0			0	18
Cunningham	3	3	0	0			0	18
Garner	3	3	0	0			0	18
Joseph	3	1	2	0			0	18
C.Williams	3	0	3	0			0	18
Hebron	2	2	0	0			0	12
M.Johnson	2	0	2	0			0	12
Bailey	1	0	1	0			0	6
G.Jackson	1	0	0	1			0	6
Zordich	1	0	0	1			0	6
Fuller (s)	0	0	0	0			0	2
Eagles	35	14	18	3	33-33	21-25	0	308
Opponents	35	11	20	2	27-28	25-26	4	308

2-Pt. Conversions: Eagles 0-2, Opponents 4-5

Rushing	No.	Yds	Avg	Lg	TD
Walker	113	528	4.7	91t	5
Garner	109	399	3.7	28t	3
Hebron	82	325	4.0	19	2
Cunningham	65	288	4.4	22	3
Joseph	60	203	3.4	34t	1
C.Williams	2	11	5.5	6	0
Brister	1	7	7.0	7	0
Eagles	432	1761	4.1	91t	14
Opponents	449	1616	3.6	33	11

Receiving	No.	Yds	Avg	Lg	TD
Barnett	78	1127	14.4	54	5
C.Williams	58	813	14.0	53	3
Walker	50	500	10.0	93	2
Joseph	43	344	8.0	35t	2
M.Johnson	21	204	9.7	22	2
Bailey	20	311	15.6	61	1
Hebron	18	137	7.6	29	0
Bavaro	17	215	12.6	27t	3
Garner	8	74	9.3	28	0
Alexander	2	1	0.5	1	0
Sydner	1	10	10.0	10	0
Eagles	316	3736	11.8	93	18
Opponents	251	3359	13.4	85t	20

INTs	No.	Yds	Avg	Lg	TD
G.Jackson	6	86	14.3	55t	1
Zordich	4	39	9.8	18t	1
Allen	3	61	20.3	33	0
Romanowski	2	8	4.0	8	0
McMillian	2	2	1.0	5	0
W.Thomas	1	7	7.0	7	0
Evans	1	6	6.0	6	0
Hager	1	0	0.0	0	0
Harmon	1	0	0.0	0	0
Eagles	21	209	10.0	55t	2
Opponents	14	206	14.7	94t	1

Sacks: Fuller 9.5, Harmon 9.0, W.Thomas 6.0, Grossman 5.5, Flores 3.0, Romanowski 2.5, Townsend 2.0, Hager 1.0, Jeter 1.0, Smith 1.0, Zordich 1.0, Evans 0.5, Eagles 42.0, Opponents 48.0

Punting	No.	Yds	Avg	Net	TB	Lg	B
Barker	66	2696	40.8	36.3	7	67	0
Berger	25	951	38.0	31.3	2	57	0
Cunningham	1	80	80.0	80.0	0	80	0
Eagles	92	3727	40.5	35.4	9	80	0
Opponents	90	3570	39.7	32.8	12	60	0

Punt Returns	Ret	FC	Yds	Avg	Lg	TD
Sydner	40	17	381	9.5	49	0
O'Neal	1	0	0	0.0	0	0
Bailey	0	1	0	-	-	0
Eagles	41	18	381	9.3	49	0
Opponents	47	17	286	6.1	68t	1

Kickoff Returns	No.	Yds	Avg	Lg	TD
Walker	21	581	27.7	94t	1
Hebron	21	443	21.1	33	0
Sydner	20	392	19.6	34	0
O.Smith	1	14	14.0	14	0
Joseph	1	11	11.0	11	0
M.Johnson	1	0	0.0	0	0
O'Neal	1	0	0.0	0	0
Zordich	1	0	0.0	0	0
Eagles	67	1441	21.5	94t	1
Opponents	64	1425	22.3	68	0

Field Goals	1-19	20-29	30-39	40-49	50+
Murray	1/1	8/8	10/10	2/6	0/0
Eagles	1/1	8/8	10/10	2/6	0/0
Opponents	3/3	9/9	5/5	5/5	3/4

Murray: (21G,39G,36G) (41G,29G,33G) (26G,26G) (36G) () () (49N,42N,30G) (42N,36G) () (26G,30G) () (22G,19G) (21G) (32G,42G,44N) (36G,23G,35G)
Opponents: () () () (47G) (37G) (21G,24G) (54G,23G,40G) (52N) (35G,41G,22G,36G) (24G,24G,24G,39G) (50G,40G) (19G) () (47G,19G,18G) (28G,36G,22G,54G)

1993 EAGLES STATISTICS



SCHEDULE & RESULTS (8-8)

S-05	W	23-17	Phoenix	59,831
S-12	W	20-17	at Green Bay	59,061
S-19	W	34-31	Washington	65,435
O-03	W	35-30	at NY Jets	72,593
O-10	L	6-17	Chicago	63,601
O-17	L	10-21	at NY Giants	76,050
O-31	L	10-23	Dallas	61,912
N-07	L	3-16	at Phoenix	46,663
N-14	L	14-19	Miami	64,213
N-21	L	3-7	NY Giants	62,928
N-28	W	17-14	at Washington	46,663
D-06	L	17-23	at Dallas	64,521
D-12	L	7-10	Buffalo	60,769
D-19	W	20-10	at Indianapolis	44,952
D-26	W	37-26	New Orleans	50,085
J-03	W	37-34	at San Francisco (OT)	61,653

TEAM STATS

	EAGLES	OPP
Total First Downs	303	271
Rushing	104	91
Passing	184	155
Penalty	15	25
3rd Down: Made/Att	92/224	66/205
3rd Down Pct.	41.1	32.2
4th Down: Made/Att	7/16	15/20
4th Down Pct.	43.8	75.0
Possession Avg.	31:00	29:00
Total Net Yards	4922	5019
Avg. Per Game	307.6	313.7
Total Plays	1054	966
Avg. Per Play	4.7	5.2
Net Yards Rushing	1761	2080
Avg. Per Game	110.1	130.0
Total Rushes	456	467
Net Yards Passing	3161	2939
Avg. Per Game	197.6	183.7
Sacked/Yards Lost	42/302	36/214
Gross Yards	3463	3153
Att./Completions	556/328	463/251
Completion Pct.	59.0	54.2
Had Intercepted	13	20
Punts/Average	83/40.0	75/41.8
Net Punting Avg.	35.3	36.2
Penalties/Yards	101/770	85/610
Fumbles/Ball Lost	32/21	33/15
Touchdowns	35	35
Rushing	7	11
Passing	23	22
Returns	5	2

Score By Periods

	Q1	Q2	Q3	Q4	OT	Pts
Eagles	36	101	56	97	3	293
Opponents	65	94	55	101	0	315

Passing	Att	Cmp	Yds	Cmp%	Y/A	TD	TD%	Int	Int%	Lg	Sk/Lost	Rat
Brister	309	181	1905	58.6	6.17	14	4.5	5	1.6	58	19/148	84.9
O'Brien	137	71	708	51.8	5.17	4	2.9	3	2.2	41	15/116	67.4
Cunningham	110	76	850	69.1	7.73	5	4.5	5	4.5	80t	7/33	88.1
Walker	0	0	0	--	--	0	--	0	--	--	1/5	--
Eagles	556	328	3463	59.0	6.23	23	4.1	13	2.3	80t	42/302	81.2
Opponents	463	251	3153	54.2	6.81	22	4.8	20	4.3	69	36/214	73.5

Scoring	TD	Ru	Pa	Rt	PAT	FG	2Pt	Pts	INTs	No.	Yds	Avg	Lg	TD
C.Williams	10	0	10	0			0	60	Allen	6	201	33.5	94t	4
Bahr	0	0	0	0	18-19	8-13	0	42	Miano	4	26	6.5	16	0
Ruzek	0	0	0	0	13-16	8-10	0	37	W.Thomas	2	39	19.5	21	0
Bavaro	6	0	6	0			0	36	McMillian	2	25	12.5	17	0
Allen	4	0	0	4			0	24	Hager	1	19	19.0	19	0
Walker	4	1	3	0			0	24	Evans	1	8	8.0	8	0
Hebron	3	3	0	0			0	18	Joyner	1	6	6.0	6	0
Sherman	2	2	0	0			0	12	Hopkins	1	0	0.0	0	0
Young	2	0	2	0			0	12	Simmons	1	0	0.0	0	0
Bailey	1	0	1	0			0	6	O.Smith	1	0	0.0	0	0
Cunningham	1	1	0	0			0	6	Eagles	20	324	16.2	94t	4
Evans	1	0	0	1			0	6	Opponents	13	107	8.2	41	0
Joseph	1	0	1	0			0	6						
Flores (s)	0	0	0	0			0	2						
Team (s)	0	0	0	0			0	2						
Eagles	35	7	23	5	31-35	16-23	0	293						
Opponents	35	11	22	2	34-35	23-34	0	315						

Sacks: Harmon 11.5, W.Thomas 6.5, Simmons 5.0, Millard 4.0, Flores 3.0, Allen 2.0, Joyner 2.0, Hager 1.0, Perry 1.0, **Eagles 36.0, Opponents 42.0**

Rushing	No.	Yds	Avg	Lg	TD
Walker	174	746	4.3	35	1
Sherman	115	406	3.5	19	2
Hebron	84	297	3.5	33	3
Joseph	39	140	3.6	12	0
Cunningham	18	110	6.1	26	1
Brister	20	39	2.0	13	0
O'Brien	4	17	4.3	11	0
Feagles	2	6	3.0	6	0
Eagles	456	1761	3.9	35	7
Opponents	467	2080	4.5	85t	11

Receiving	No.	Yds	Avg	Lg	TD
Walker	75	610	8.1	55	3
C.Williams	60	725	12.1	80t	10
Bavaro	43	481	11.2	27	6
Bailey	41	545	13.3	58	1
Joseph	29	291	10.0	48	1
Barnett	17	170	10.0	21	0
Young	14	186	13.3	49t	2
Lofton	13	167	12.8	32	0
Sherman	12	78	6.5	21	0
Hebron	11	82	7.5	12	0
M.Johnson	10	81	8.1	17	0
Sydner	2	42	21.0	31	0
Lawrence	1	5	5.0	5	0
Eagles	328	3463	10.6	80t	23
Opponents	251	3153	12.6	69	22

Punting	No.	Yds	Avg	Net	TB	Lg	B
Feagles	83	3323	40.0	35.3	4	60	0
Eagles	83	3323	40.0	35.3	4	60	0
Opponents	75	3137	41.8	36.2	7	59	0

Punt Returns	Ret	FC	Yds	Avg	Lg	TD
Sikahema	33	20	275	8.3	25	0
O.Smith	0	0	9	-	9	0
Eagles	33	20	284	8.6	25	0
Opponents	35	19	311	8.9	83t	1

Kickoff Returns	No.	Yds	Avg	Lg	TD
Sikahema	30	579	19.3	35	0
Walker	11	184	16.7	30	0
Sydner	9	158	17.6	36	0
Hebron	3	35	11.7	18	0
M.Johnson	1	7	7.0	7	0
O.Smith	0	24	-	24	0
Eagles	54	987	18.3	36	0
Opponents	53	1133	21.4	60	0

Field Goals	1-19	20-29	30-39	40-49	50+
Bahr	0/0	4/6	2/2	2/5	0/0
Ruzek	0/0	4/4	3/5	1/1	0/0
Eagles	0/0	8/10	5/7	3/6	0/0
Opponents	1/1	8/9	8/11	5/10	1/3

Ruzek: (32N) (31N,27G,30G) 0 0 0 0 0 0 0 0 0 0
(21G,25G) (46G) (34G,32G,28G)
Bahr: 0 0 (27G,42G) 0 0 (48G) (33G) (27G,27N) (47N)
(35G) (22G) (25G,44N) (21N,45N) 0 0 0
Opponents: (24G) (23G) (38G) 0 (37G) 0
(35G,23G,40G) (23G,20G,29G,47N,40N)
(46G,45G) (52N,34N,45N) (35N) (23G,19G,47G)
(42N,29N,51N,34G) (39G) (41G,56G,35G,37G)
(30G,47N,29G,32N)

1992 EAGLES STATISTICS



SCHEDULE & RESULTS (11-5)

S-06	W	15-13	New Orleans	65,513
S-13	W	31-14	at Phoenix	42,533
S-20	W	30-0	Denver	65,833
O-05	W	31-7	Dallas	66,572
O-11	L	17-24	at Kansas City	76,626
O-18	L	12-16	at Washington	56,380
O-25	W	7-3	Phoenix	64,676
N-01	L	10-20	at Dallas	65,012
N-08	W	31-10	L.A. Raiders	65,388
N-15	L	24-27	at Green Bay (Mil)	52,689
N-22	W	47-34	at NY Giants	68,153
N-29	L	14-20	at San Francisco	64,374
D-06	W	28-17	Minnesota	65,280
D-13	W	20-17	at Seattle (OT)	47,492
D-20	W	17-13	Washington	65,841
D-27	W	20-10	NY Giants	64,266
NFC WILD CARD				
J-03	W	36-20	at New Orleans	68,893
NFC DIVISIONAL PLAYOFF				
J-10	L	10-34	at Dallas	63,721

TEAM STATS

	EAGLES	OPP
Total First Downs	292	242
Rushing	138	73
Passing	138	146
Penalty	16	23
3rd Down: Made/Att	80/208	74/222
3rd Down Pct.	38.5	33.3
4th Down: Made/Att	7/14	13/20
4th Down Pct.	50.0	65.0
Possession Avg.	31:47	28:13
Total Net Yards	4980	4402
Avg. Per Game	311.3	275.1
Total Plays	1009	959
Avg. Per Play	4.9	4.6
Net Yards Rushing	2388	1481
Avg. Per Game	149.3	92.6
Total Rushes	516	386
Net Yards Passing	2592	2921
Avg. Per Game	162.0	182.6
Sacked/Yards Lost	64/462	55/395
Gross Yards	3054	3316
Att./Completions	429/255	517/263
Completion Pct.	59.4	50.9
Had Intercepted	13	24
Punts/Average	82/42.2	85/41.5
Net Punting Avg.	36.9	34.3
Penalties/Yards	101/807	86/683
Fumbles/Ball Lost	25/15	27/13
Touchdowns	44	26
Rushing	19	4
Passing	20	20
Returns	5	2

Score By Periods

	Q1	Q2	Q3	Q4	OT	Pts
Eagles	45	109	89	108	3	354
Opponents	47	87	30	81	0	245

Passing	Att	Cmp	Yds	Cmp%	Y/A	TD	TD%	Int	Int%	Lg	Sk/Lost	Rat
Cunningham	384	233	2775	60.7	7.23	19	4.9	11	2.9	75t	60/437	87.3
McMahon	43	22	279	51.2	6.49	1	2.3	2	4.7	42t	4/25	60.1
Byars	1	0	0	0.0	0.0	0	0.0	0	0.0	--	0/0	39.6
Walker	1	0	0	0.0	0.0	0	0.0	0	0.0	--	0/0	39.6
Eagles	429	255	3054	59.4	7.12	20	4.7	13	3.0	75t	64/462	84.2
Opponents	517	263	3316	50.9	6.41	20	3.9	24	4.6	74t	56/395	64.8

Scoring	TD	Ru	Pa	Rt	PAT	FG	2Pt	Pts	INTs	No.	Yds	Avg	Lg	TD
Ruzek	0	0	0	0	40-44	16-25	0	88	Joyner	4	88	22.0	43t	2
Walker	10	8	2	0			0	60	Evans	4	76	19.0	43	0
C.Williams	7	0	7	0			0	42	Allen	4	49	12.3	36	0
Barnett	6	0	6	0			0	36	Booty	3	22	7.3	22	0
Sherman	6	5	1	0			0	36	Hopkins	3	6	2.0	4	0
Cunningham	5	5	0	0			0	30	W.Thomas	2	4	2.0	4	0
Byars	3	1	2	0			0	18	Miano	1	39	39.0	39	0
Beach	2	0	2	0			0	12	Waters	1	23	23.0	23	0
Joyner	2	0	0	2			0	12	McMillian	1	0	0.0	0	0
Rose	1	0	0	1			0	6	O.Smith	1	0	0.0	0	0
Sikahema	1	0	0	1			0	6	Eagles	24	307	12.8	49	2
White	1	0	0	1			0	6	Opponents	13	77	5.9	30	0
Team (s)	0	0	0	0			0	2						
Eagles	44	19	20	5	40-44	16-25	0	354						
Opponents	26	4	20	2	26-26	21-32	0	245						

Rushing	No.	Yds	Avg	Lg	TD
Walker	267	1070	4.0	38	8
Sherman	112	583	5.2	34	5
Cunningham	87	549	6.3	30	5
Byars	41	176	4.3	23	1
McMahon	6	23	3.8	11	0
Sikahema	2	2	1.0	1	0
Barnett	1	-15	-15.0	-15	0
Eagles	516	2388	4.6	38	19
Opponents	386	1481	3.8	51	4

Receiving	No.	Yds	Avg	Lg	TD
Barnett	67	1083	16.2	71t	6
Byars	56	503	9.0	46	2
C.Williams	42	598	14.2	49t	7
Walker	38	278	7.3	41	2
Sherman	18	219	12.2	75t	1
Sikahema	13	142	10.9	22	0
Green	8	105	13.1	21	0
Beach	8	75	9.4	16	2
F.Dixon	3	36	12.0	19	0
M.Johnson	2	16	8.0	13	0
Eagles	255	3054	12.0	75t	20
Opponents	263	3316	12.6	74t	20

Sacks: Simmons 19.0, White 14.0, Harmon 7.5, Joyner 7.0, Pitts 4.0, Golic 2.0, W.Thomas 1.5, **Eagles 55.0, Opponents 64.0**

Punting	No.	Yds	Avg	Net	TB	Lg	B
Feagles	82	3459	42.2	36.9	7	68	0
Eagles	82	3459	42.2	36.9	7	68	0
Opponents	85	3531	41.5	34.3	3	66	1

Punt Returns	Ret	FC	Yds	Avg	Lg	TD
Sikahema	40	10	503	12.6	87t	1
Sydner	7	5	52	7.4	17	0
Eagles	47	15	555	11.8	87t	1
Opponents	36	20	295	8.2	47	0

Kickoff Returns	No.	Yds	Avg	Lg	TD
Sikahema	26	528	20.3	41	0
Sydner	17	368	21.6	45	0
Walker	3	69	23.0	34	0
Booty	1	11	11.0	11	0
Brooks	1	11	11.0	11	0
Eagles	48	987	20.6	45	0
Opponents	53	1027	19.4	92t	1

Field Goals	1-19	20-29	30-39	40-49	50+
Ruzek	2/2	3/3	4/6	6/13	1/1
Eagles	2/2	3/3	4/6	6/13	1/1
Opponents	1/1	8/10	8/11	4/10	0/0

Ruzek: (18G) (33G) (50G,27G,35G) (40G) (49G,39N,43B) (39G) (46N,42N) (18G) (24G) (34G) () (40N) (42G,34B,44G) (45N,47N,23G) (40B,45G,46G)
Opponents: (39G,31G,41N) (48N) (49N,33N) (48N) (20G) (32N,18G,21G,28G) (24N,34G) (42N,38N,35G,48G) (22G) (31G,41G) (35G,44G) (22G,28N,28G) (42N,32G) (39G) (29G,41G) (20G)

1991 EAGLES STATISTICS



SCHEDULE & RESULTS (10-6)

S-01	W	20-3	at Green Bay	58,991
S-08	L	10-26	Phoenix	63,818
S-15	W	24-0	at Dallas	62,656
S-22	W	23-14	Pittsburgh	65,511
S-30	L	0-23	at Washington	55,198
O-06	L	13-14	at Tampa Bay	41,219
O-13	L	6-13	New Orleans	64,224
O-27	L	7-23	San Francisco	65,796
N-04	W	30-7	NY Giants	65,816
N-10	W	32-30	at Cleveland	72,086
N-17	W	17-10	Cincinnati	63,189
N-24	W	34-14	at Phoenix	37,307
D-02	W	13-6	at Houston	62,141
D-08	W	19-14	at NY Giants	76,099
D-15	L	13-25	Dallas	65,854
D-22	W	24-22	Washington	58,988

TEAM STATS

	EAGLES	OPP
Total First Downs	249	206
Rushing	86	53
Passing	142	133
Penalty	21	20
3rd Down: Made/Att	73/223	62/208
3rd Down Pct.	32.7	29.8
4th Down: Made/Att	8/13	2/13
4th Down Pct.	61.5	15.4
Possession Avg.	33:25	26:35
Total Net Yards	4302	3549
Avg. Per Game	268.9	221.8
Total Plays	1004	905
Avg. Per Play	4.3	3.9
Net Yards Rushing	1396	1136
Avg. Per Game	87.3	71.0
Total Rushes	446	383
Net Yards Passing	2906	2413
Avg. Per Game	181.6	150.8
Sacked/Yards Lost	45/263	55/394
Gross Yards	3169	2807
Att./Completions	513/285	467/206
Completion Pct.	55.6	44.1
Had Intercepted	27	26
Punts/Average	88/41.4	86/42.7
Net Punting Avg.	34.0	37.4
Penalties/Yards	111/839	105/881
Fumbles/Ball Lost	34/16	43/22
Touchdowns	29	24
Rushing	8	4
Passing	17	16
Returns	4	4

Score By Periods

	Q1	Q2	Q3	Q4	OT	Pts
Eagles	41	109	53	82	0	285
Opponents	72	71	38	63	0	244

Passing	Att	Cmp	Yds	Cmp%	Y/A	TD	TD%	Int	Int%	Lg	Sk/Lost	Rat
McMahon	311	187	2239	60.1	7.20	12	3.9	11	3.5	75t	21/128	80.3
Kemp	114	57	546	50.0	4.79	5	4.4	5	4.4	57	12/61	60.1
Goebel	56	30	267	53.6	4.77	0	0.0	6	10.7	26	6/37	27.0
Ryan	26	10	98	38.5	3.77	0	0.0	4	15.4	32	4/21	10.3
Cunningham	4	1	19	25.0	4.8	0	0.0	0	0.0	19	2/16	46.9
Byars	2	0	0	0.0	0.0	0	0.0	1	50.0	--	0/0	0.0
Eagles	513	285	3169	55.6	6.18	17	3.3	27	5.3	75t	45/263	63.2
Opponents	467	206	2807	44.1	6.01	16	3.4	26	5.6	75	55/394	52.1

Scoring	TD	Ru	Pa	Rt	PAT	FG	2Pt	Pts	INTs	No.	Yds	Avg	Lg	TD
Ruzek	0	0	0	0	27-29	28-33	0	111	Hopkins	5	26	5.2	14	0
Kei.Jackson	5	0	5	0			0	30	Allen	5	20	4.0	8	0
Barnett	4	0	4	0			0	24	Joyner	3	41	13.7	41	0
Byars	4	1	3	0			0	24	Miano	3	30	10.0	18	0
Joseph	3	3	0	0			0	18	O.Smith	2	74	37.0	74t	1
Williams	3	0	3	0			0	18	Evans	2	46	23.0	31	0
Drummond	2	2	0	0			0	12	B.Smith	2	6	3.0	6	0
M.Johnson	2	0	2	0			0	12	Booty	1	24	24.0	24	0
Joyner	2	0	0	2			0	12	Golic	1	13	13.0	13	0
McMahon	1	1	0	0			0	6	Waters	1	0	0.0	0	0
Sanders	1	1	0	0			0	6	White	1	0	0.0	0	0
Simmons	1	0	0	1			0	6	Eagles	26	280	10.8	74t	1
O.Smith	1	0	0	1			0	6	Opponents	27	432	16.0	59	2
Eagles	29	8	17	4	27-29	28-33	0	285						
Opponents	24	4	16	4	23-24	25-33	0	244						

Sacks: White 15.0, Simmons 13.0, Brown 9.0, Joyner 6.5, Golic 2.5, Hopkins 2.0, Pitts 2.0, W.Thomas 2.0, Booty 1.0, Jenkins 1.0, **Eagles 55.0, Opponents 45.0**

Punting	No.	Yds	Avg	Net	TB	Lg	B
Feagles	87	3640	41.8	34.0	11	77	1
Eagles	88	3640	41.4	34.0	11	77	1
Opponents	86	3670	42.7	37.4	2	65	1

Punt Returns	Ret	FC	Yds	Avg	Lg	TD
Harris	53	9	416	7.8	40	0
Eagles	53	9	416	7.8	40	0
Opponents	42	11	431	10.3	85t	1

Kickoff Returns	No.	Yds	Avg	Lg	TD
Harris	28	473	16.9	33	0
Sanders	10	160	16.0	31	0
Green	5	70	14.0	21	0
Sherman	4	61	15.3	20	0
Eagles	47	764	16.3	33	0
Opponents	60	1146	19.1	51	0

Field Goals	1-19	20-29	30-39	40-49	50+
Ruzek	2/2	8/8	9/10	8/10	1/3
Eagles	2/2	8/8	9/10	8/10	1/3
Opponents	0/0	7/7	8/10	6/11	4/5

Ruzek: (37G,40G) (47G,47N) (42G,55N) (27G,34G,20G) () (18G,45G) (48G,41G) (37N) (38G,36G,25G) (21G,37G,24G,19G) (42N,37G) () (23G,29G) (46G,21G,51G,36G) (37G,51N,47G) (38G) **Opponents:** (21G) (52G,28G,22G,42G) () () (37G,35G,45N,27G) (32N) (36G,43N,26G) (45G,25G,50G) () (50G) (38G) (43N) (42G,47G) (44N,32N) (50G,55N,32G,37G) (21G,47G,47G,38G,49N,35G)

1990 EAGLES STATISTICS



SCHEDULE & RESULTS (10-6)

S-09	L	20-27	at NY Giants	76,202
S-16	L	21-23	Phoenix	64,396
S-23	W	27-21	at LA Rams	63,644
S-30	L	23-24	Indianapolis	62,067
O-15	W	32-24	Minnesota	66,296
O-21	L	7-13	at Washington	53,567
O-28	W	21-20	at Dallas	62,605
N-04	W	48-20	New England	65,514
N-12	W	28-14	Washington	65,857
N-18	W	24-23	at Atlanta	53,755
N-25	W	31-13	NY Giants	66,706
D-02	L	23-30	at Buffalo	79,320
D-09	L	20-23	at Miami (OT)	67,034
D-16	W	31-0	Green Bay	65,627
D-23	W	17-3	Dallas	63,895
D-29	W	23-21	at Phoenix	31,796

NFC WILD CARD

J-05	L	6-20	Washington	65,287
------	---	------	------------	--------

TEAM STATS

	EAGLES	OPP
Total First Downs	325	251
Rushing	132	59
Passing	170	169
Penalty	23	23
3rd Down: Made/Att	90/218	68/217
3rd Down Pct.	41.3	31.3
4th Down: Made/Att	9/12	8/18
4th Down Pct.	75.0	44.4
Possession Avg.	33:19	26:41
Total Net Yards	5700	4660
Avg. Per Game	356.3	291.3
Total Plays	1069	948
Avg. Per Play	5.3	4.9
Net Yards Rushing	2556	1169
Avg. Per Game	159.8	73.1
Total Rushes	540	337
Net Yards Passing	3144	3491
Avg. Per Game	196.5	218.2
Sacked/Yards Lost	50/438	45/280
Gross Yards	3582	3771
Att./Completions	479/281	566/273
Completion Pct.	58.7	48.2
Had Intercepted	13	19
Punts/Average	74/40.9	86/40.3
Net Punting Avg.	35.5	34.4
Penalties/Yards	120/981	94/706
Fumbles/Ball Lost	32/15	32/11
Touchdowns	48	33
Rushing	10	9
Passing	34	23
Returns	4	1

Score By Periods

	Q1	Q2	Q3	Q4	OT	Pts
Eagles	84	104	67	141	0	396
Opponents	71	81	40	104	3	299

Passing	Att	Cmp	Yds	Cmp%	Y/A	TD	TD%	Int	Int%	Lg	Sk/Lost	Rat
Cunningham	465	271	3466	58.3	7.45	30	6.5	13	2.8	95t	49/431	91.6
McMahon	9	6	63	66.7	7.00	0	0.0	0	0.0	21	1/7	86.8
Byars	4	4	53	100.0	13.25	4	100.0	0	0.0	18t	0/0	158.3
Feagles	1	0	0	0.0	0.00	0	0.0	0	0.0	0	0/0	39.6
Eagles	479	281	3582	58.7	7.48	34	7.1	13	2.7	95t	50/438	94.5
Opponents	566	273	3771	48.2	6.66	23	4.1	19	3.4	78t	45/280	69.6

Scoring	TD	Ru	Pa	Rt	PAT	FG	2Pt	Pts	INTs	No.	Yds	Avg	Lg	TD
Ruzek	0	0	0	0	45-48	21-29	0	108	Hopkins	5	45	9.0	21	0
C.Williams	9	0	9	0			0	54	Frizzell	3	91	30.3	37	1
Barnett	8	0	8	0			0	48	Allen	3	37	12.3	35t	1
Kei.Jackson	6	0	6	0			0	36	B.Smith	3	1	0.3	1	0
Cunningham	5	5	0	0			0	30	Evans	1	48	48.0	48	0
Sherman	4	1	3	0			0	24	White	1	33	33.0	33	0
Toney	4	1	3	0			0	24	Golic	1	12	12.0	12	0
Byars	3	0	3	0			0	18	Joyner	1	9	9.0	9	0
Allen	1	0	0	1			0	6	Hoage	1	0	0.0	0	0
Drummond	1	1	0	0			0	6	Eagles	19	271	14.3	42	3
Evans	1	0	0	1			0	6	Opponents	13	88	6.8	38	0
Frizzell	1	0	0	1			0	6						
Hargrove	1	0	1	0			0	6						
Quick	1	0	1	0			0	6						
Sanders	1	1	0	0			0	6						
Simmons	1	0	0	1			0	6						
Vick	1	1	0	0			0	6						

Sacks: White 14.0, Simmons 8.0, Joyner 7.5, Small 3.5, Pitts 3.0, Hopkins 2.0, Golic 2.0, J.Brown 1.0, Chapura 1.0, Evans 1.0, Frizzell 1.0, Hoage 1.0
Eagles 45.0, Opponents 50.0

Punting	No.	Yds	Avg	Net	TB	Lg	B
Feagles	72	3026	42.0	35.5	3	60	2
Eagles	74	3026	40.9	35.5	3	60	2
Opponents	86	3470	40.3	34.4	10	59	0

Rushing	No.	Yds	Avg	Lg	TD
---------	-----	-----	-----	----	----

Cunningham	118	942	8.0	52t	5
Sherman	164	685	4.2	36	1
Toney	132	452	3.4	20	1
Sanders	56	208	3.7	39	1
Byars	37	141	3.8	23	0
Vick	16	58	3.6	17	1
Drummond	8	33	4.1	9	1
C.Williams	2	20	10.0	18	0
Barnett	2	13	6.5	12	0
Feagles	2	3	1.5	3	0
McMahon	3	1	0.3	3	0
Eagles	540	2556	4.7	52t	10
Opponents	337	1169	3.5	51	9

Receiving	No.	Yds	Avg	Lg	TD
-----------	-----	-----	-----	----	----

Byars	81	819	10.1	54	3
Kei.Jackson	50	670	13.4	37t	6
C.Williams	37	602	16.3	45t	9
Barnett	36	721	20.0	95t	8
Sherman	23	167	7.3	26	3
Shuler	18	190	10.6	25	0
Toney	17	133	7.8	32	3
Quick	9	135	15.0	39	1
Drummond	5	39	7.8	29	0
Sanders	2	20	10.0	12	0
Ken.Jackson	1	43	43.0	43	0
Hargrove	1	34	34.0	34t	1
LeBel	1	9	9.0	9	0
Eagles	281	3582	12.7	95t	34
Opponents	273	3771	13.8	78t	23

Punt Returns	Ret	FC	Yds	Avg	Lg	TD
--------------	-----	----	-----	-----	----	----

R.Harris	16	2	151	9.4	30	0
Hargrove	12	2	83	6.9	13	0
Edwards	8	7	60	7.5	13	0
Bellamy	2	0	22	11.0	22	0
C.Williams	2	0	-1	-0.5	0	0
Eagles	40	11	315	7.9	30	0
Opponents	37	19	338	9.1	68t	1

Kickoff Returns	No.	Yds	Avg	Lg	TD
-----------------	-----	-----	-----	----	----

Hargrove	19	341	17.9	30	0
Sanders	15	299	19.9	37	0
Ken.Jackson	6	125	20.8	30	0
Barnett	4	65	16.3	22	0
R.Harris	1	44	44.0	44	0
Edwards	3	36	12.0	14	0
Vick	2	22	11.0	13	0
Bellamy	1	17	17.0	17	0
Jenkins	1	14	14.0	14	0
Allen	1	2	2.0	2	0
Hager	1	0	0.0	0	0
Eagles	54	965	17.9	44	0
Opponents	74	1408	19.0	40	0

Field Goals	1-19	20-29	30-39	40-49	50+
-------------	------	-------	-------	-------	-----

Ruzek	2/2	5/7	9/12	4/7	1/1
Eagles	2/2	5/7	9/12	4/7	1/1
Opponents	0/0	4/4	7/8	10/15	2/5

Ruzek: (37G,29G) () (43G,36N,18G) (22G,49N,44G,31G) (38G,30G,29G,19G) (28N,40N) () (27G,34G) () (46G) (39G) (32G) (39N,53G,33G) (22N,34G,37N) (47N,29G) (44G)
Opponents: (38G,46G) (25G,50G,42G) (48N) (41G) (33G) (51N,48N,41N,50N,33G,39G) (43G,43G,51N) (39G,49N,44G) () (53G,46G,28G) () (43G,21G,45G,36N) (24G,34G,39G) (47N) (46G) ()

1989 EAGLES STATISTICS



SCHEDULE & RESULTS (11-5)

S-10	W	31-7	Seattle	64,287
S-17	W	42-37	at Washington	53,493
S-24	L	28-38	San Francisco	66,042
O-02	L	13-27	at Chicago	66,625
O-08	W	21-19	NY Giants	65,688
O-15	W	17-5	at Phoenix	42,620
O-22	W	10-7	LA Raiders	64,019
O-29	W	28-24	at Denver	75,065
N-05	L	17-20	at San Diego	47,019
N-12	L	3-10	Washington	65,443
N-19	W	10-9	Minnesota	65,944
N-23	W	27-0	at Dallas	54,444
D-03	W	24-17	at NY Giants	74,809
D-10	W	20-10	Dallas	59,842
D-18	L	20-30	at New Orleans	59,218
D-24	W	31-14	Phoenix	43,287
NFC WILD CARD				
D-31	L	7-21	LA Rams	57,869

TEAM STATS

	EAGLES	OPP
Total First Downs	321	281
Rushing	120	81
Passing	171	171
Penalty	30	29
3rd Down: Made/Att	97/246	79/217
3rd Down Pct.	39.4	36.4
4th Down: Made/Att	6/13	5/15
4th Down Pct.	46.2	33.3
Possession Avg.	30:43	29:17
Total Net Yards	5320	4894
Avg. Per Game	332.5	305.9
Total Plays	1123	1017
Avg. Per Play	4.7	4.8
Net Yards Rushing	2208	1605
Avg. Per Game	138.0	100.3
Total Rushes	540	426
Net Yards Passing	3112	3289
Avg. Per Game	194.5	205.6
Sacked/Yards Lost	45/343	62/424
Gross Yards	3455	3713
Att./Completions	538/294	529/258
Completion Pct.	54.6	48.8
Had Intercepted	16	30
Punts/Average	87/39.0	85/42.0
Net Punting Avg.	35.3	35.5
Penalties/Yards	114/938	118/956
Fumbles/Ball Lost	43/16	44/26
Touchdowns	40	33
Rushing	14	6
Passing	23	26
Returns	3	1

Score By Periods

	Q1	Q2	Q3	Q4	OT	Pts
Eagles	84	104	67	141	0	396
Opponents	71	81	40	104	3	299

Passing	Att	Cmp	Yds	Cmp%	Y/A	TD	TD%	Int	Int%	Lg	Sk/Lost	Rat
Cunningham	532	290	3400	54.5	6.39	21	3.9	15	2.8	66t	45/343	75.5
Cavanaugh	5	3	33	60.0	6.60	1	20.0	1	20.0	13t	0/0	79.6
Ruzek	1	1	22	100.0	22.00	1	100.0	0	0.0	22t	0/0	158.3
Eagles	538	294	3455	54.6	6.42	23	4.3	16	3.0	66t	45/343	76.2
Opponents	529	258	3713	48.8	7.02	26	4.9	30	5.7	80t	62/424	64.7

Scoring	TD	Ru	Pa	Rt	PAT	FG	2Pt	Pts	INTs	No.	Yds	Avg	Lg	TD
Carter	11	0	11	0			0	66	Allen	8	38	4.8	18	0
Zendejas	0	0	0	0	23/23	9/15	0	50	Everett	4	64	16.0	30t	1
Ruzek	0	0	0	0	14/14	8/11	0	38	Frizzell	4	58	14.5	27	0
Byars	5	5	0	0			0	30	Jenkins	4	58	14.5	22	0
Cunningham	4	4	0	0			0	24	Evans	3	23	7.7	15	0
Kei.Jackson	3	0	3	0			0	18	A.Harris	2	18	9.0	11	0
Toney	3	3	0	0			0	18	Simmons	1	60	60.0	60t	1
DeLine	0	0	0	0	3/3	3/7	0	12	Golic	1	28	28.0	28	0
Garrity	2	0	2	0			0	12	Waters	1	20	20.0	20	0
Giles	2	0	2	0			0	12	Bell	1	18	18.0	18	0
Quick	2	0	2	0			0	12	Joyner	1	0	0.0	0	0
Sherman	2	2	0	0			0	12	Eagles	30	375	12.5	60t	2
Drummond	1	0	1	0			0	6	Opponents	16	147	9.2	37	0
Everett	1	1	0	0			0	6						
R.Johnson	1	0	1	0			0	6						
Little	1	0	1	0			0	6						
Simmons	1	0	0	1			0	6						
Waters	1	0	0	1			0	6						
A.Harris (s)	0	0	0	0			0	2						

Eagles	40	14	23	3	40/40	20/33	0	342
Opponents	33	6	26	1	30/33	14/26	0	274

Rushing	No.	Yds	Avg	Lg	TD
Cunningham	104	621	6.0	51	4
Toney	172	582	3.4	44	3
Byars	133	452	3.4	16t	5
Higgs	49	184	3.8	13	0
Sherman	40	177	4.4	37	2
Drummond	32	127	4.0	16	0
Reichenbach	1	30	30.0	30	0
Teltschik	1	23	23.0	23	0
Carter	2	16	8.0	11	0
Runager	2	5	2.5	5	0
R.Johnson	1	3	3.0	3	0
Cavanaugh	2	-3	-1.5	0	0
Carson 1	1	-9	-9.0	-9	0
Eagles	540	2208	4.1	51	14
Opponents	426	1605	3.8	58	6

Receiving	No.	Yds	Avg	Lg	TD
Byars	68	721	10.6	60	0
Kei.Jackson	63	648	10.3	33	3
Carter	45	605	13.4	42	11
R.Johnson	20	295	14.8	34	1
Toney	19	124	6.5	15	0
Drummond	17	180	10.6	21	1
Giles	16	225	14.1	66t	2
Quick	13	228	17.5	40	2
Garrity	13	209	16.1	31	2
Sherman	8	85	10.6	17	0
H.Williams	4	32	8.0	11	0
Higgs	3	9	3.0	8	0
Edwards	2	74	37.0	66	0
Little	2	8	4.0	7	1
Carson	1	12	12.0	12	0
Eagles	294	3455	11.8	66t	23
Opponents	258	3713	14.4	80t	26

Sacks: Simmons 15.5, White 11.0, Brown 10.5, Pitts 7.0, Joyner 5.0, Hopkins 3.5, Golic 3.0, A.Harris 2.0, Evans 2.0, Frizzell 1.5, Waters 1.0,
Eagles 62.0, Opponents 45.0

Punting	No.	Yds	Avg	Net	TB	Lg	B
Teltschik	57	2246	39.4	35.3	3	58	0
Runager	17	568	33.4	30.5	1	52	0
Tuten	7	256	36.6	33.6	1	45	0
Cunningham	6	319	53.2	51.7	0	91	0
Eagles	87	3389	39.0	35.3	5	91	0
Opponents	85	3571	42.0	35.5	11	71	1

Punt Returns	Ret	FC	Yds	Avg	Lg	TD
H.Williams	30	7	267	8.9	24	0
Edwards	7	5	64	9.1	28	0
Eagles	37	12	331	8.9	28	0
Opponents	37	21	215	5.8	16	0

Kickoff Returns	No.	Yds	Avg	Lg	TD
Higgs	16	293	18.3	30	0
H.Williams	14	249	17.8	28	0
Sherman	13	222	17.1	45	0
Edwards	3	23	7.7	11	0
Little	2	14	7.0	12	0
Byars	1	27	27.0	27	0
Eagles	49	828	16.9	45	0
Opponents	60	1307	21.8	93t	1

Field Goals	1-19	20-29	30-39	40-49	50+
Zendejas	1/1	2/2	3/5	3/7	0/0
Ruzek	1/1	2/3	4/6	1/1	0/0
DeLine	0/0	0/0	1/2	2/5	0/0
Eagles	2/2	4/5	8/13	6/13	0/0
Opponents	1/1	4/5	3/8	6/11	0/1

Ruzek: Dallas Weeks 1-9 - () () (19G,53N,33G) (46N) (43N,48N) () (31N,37G) (35N,20G,43G) ... Phila. Weeks 12-16 - (36G,38G) (35G) (30N,29G,46G) (21G,19G,20N) (34N,39G)
Zendejas: Weeks 1-8 - (23G,33N) (33N) (35G,35G,44G,20G) (47G,45N,19G) () (40N,42G) (41N,34G) (41N)
DeLine: Weeks 9-11...(48N,43G) (49G) (34G,45N,32N,46N)
Opponents: () (25G) (32G) () (25G,41G,39N,45G,24G) (41G) (28N,42N) (18G) (33N,23G,49G) (34G,35N) (37N,49G) (45N) (47N,38G) (42N,47G) (55N) (39N,45N)

1988 EAGLES STATISTICS



SCHEDULE & RESULTS (10-6)

S-04	W	41-14	at Tampa Bay	43,502
S-11	L	24-28	Cincinnati	43,502
S-19	L	10-17	at Washington	53,920
S-25	L	21-23	at Minnesota	56,012
O-02	W	32-23	Houston	64,692
O-10	W	24-13	NY Giants	63,736
O-16	L	3-19	at Cleveland	78,787
O-23	W	24-23	Dallas	66,309
O-30	L	24-27	Atlanta	60,091
N-06	W	30-24	LA Rams	65,624
N-13	W	27-26	at Pittsburgh	46,026
N-20	W	23-17	at NY Giants (OT)	43,621
N-27	W	31-21	Phoenix	57,918
D-04	L	19-20	Washington	65,947
D-10	W	23-17	at Phoenix	54,832
D-18	W	23-7	at Dallas	46,131
NFC DIVISIONAL PLAYOFF				
D-31	L	12-20	at Chicago	65,534

TEAM STATS

	EAGLES	OPP
Total First Downs	318	311
Rushing	105	85
Passing	179	199
Penalty	34	27
3rd Down: Made/Att	92/246	75/225
3rd Down Pct.	37.4	33.3
4th Down: Made/Att	8/12	10/19
4th Down Pct.	66.7	52.6
Possession Avg.	na	na
Total Net Yards	5430	5799
Avg. Per Game	339.4	362.4
Total Plays	1102	1086
Avg. Per Play	4.9	5.3
Net Yards Rushing	1945	1652
Avg. Per Game	121.6	103.3
Total Rushes	464	466
Net Yards Passing	3485	4147
Avg. Per Game	217.8	259.2
Sacked/Yards Lost	57/442	42/296
Gross Yards	3927	4443
Att./Completions	581/309	578/309
Completion Pct.	53.2	53.5
Had Intercepted	17	32
Punts/Average	104/39.7	85/37.8
Net Punting Avg.	34.3	32.4
Penalties/Yards	115/907	115/897
Fumbles/Ball Lost	29/9	28/12
Touchdowns	44	37
Rushing	17	11
Passing	25	23
Returns	2	3

Score By Periods	Q1	Q2	Q3	Q4	OT	Pts
Eagles	76	131	65	101	6	379
Opponents	111	47	73	88	0	319

Passing	Att	Cmp	Yds	Cmp%	Y/A	TD	TD%	Int	Int%	Lg	Sk/Lost	Rat
Cunningham	560	301	3808	53.8	6.80	24	4.3	16	2.9	80t	57/442	77.6
Cavanaugh	16	7	101	43.8	6.31	1	6.3	1	6.3	42	0/0	59.6
Teltschik	3	1	18	33.3	6.00	0	0.0	0	0.0	18	0/0	54.9
Byars	2	0	0	0.0	0.00	0	0.0	0	0.0	--	0/0	39.6
Eagles	581	309	3927	53.2	6.76	25	4.3	17	2.9	80t	57/442	76.7
Opponents	578	309	4443	53.5	7.69	23	4.0	32	5.5	93t	42/296	68.9

Scoring	TD	Ru	Pa	Rt	PAT	FG	2Pt	Pts	INTs	No.	Yds	Avg	Lg	TD
Zendejas	0	0	0	0	30/31	19/24	0	87	Hoage	8	116	14.5	38	0
Byars	10	6	4	0			0	60	Allen	5	76	15.2	21	0
Carter	7	0	6	1			0	42	Hopkins	5	21	4.2	11	0
Cunningham	6	6	0	0			0	36	Joyner	4	96	24.0	30	0
Kei.Jackson	6	0	6	0			0	36	Frizzell	3	19	6.3	13	0
Toney	5	4	1	0			0	30	Waters	3	19	6.3	14	0
Quick	4	0	4	0			0	24	Young	2	5	2.5	5	0
Dorsey	0	0	0	0	9/9	4/7	0	21	Everett	1	0	0.0	0	0
Johnson	2	0	2	0			0	12	Brown	1	-5	-5.0	-5	0
Simmons (s)	1	0	0	1			0	8	Bell	0	24	--	24	0
Garrity	1	0	1	0			0	6	Eagles	32	371	11.6	38	0
Giles	1	0	1	0			0	6	Opponents	17	98	5.8	29	0

Eagles	44	17	25	2	42/43	23/32	0	379
Opponents	37	11	23	3	35/37	20/29	0	319

Rushing	No.	Yds	Avg	Lg	TD
Cunningham	93	624	6.7	33t	6
Byars	152	517	3.4	52	6
Toney	139	502	3.6	20	4
Haddix	57	185	3.2	15	0
Hoage	1	38	38.0	38t	1
Teltschik	2	36	18.0	23	0
Tautalatasi	14	28	2.0	9	0
Abercrombie	5	14	2.8	5	0
Carter	1	1	1.0	1	0
Eagles	464	1945	4.2	52	17
Opponents	466	1652	3.5	65	11

Receiving	No.	Yds	Avg	Lg	TD
Keith Jackson	81	869	10.7	41	6
Byars	72	705	9.8	37t	4
Carter	39	761	19.5	80t	6
Toney	34	256	7.5	24	1
Quick	22	508	23.1	55t	4
R.Johnson	19	417	21.9	54	2
Garrity	17	208	12.2	20	1
Haddix	12	82	6.8	14	0
Giles	6	57	9.5	17	1
Tautalatasi	5	48	9.6	21	0
Konecny	1	18	18.0	18	0
Abercrombie	1	-2	-2.0	-2	0
Eagles	309	3927	12.7	80t	25
Opponents	309	4443	14.4	93t	23

Sacks: White 18.0, Simmons 8.0, Brown 5.0, Joyner 3.5, Hoage 2.0, Pitts 1.5, Bartlett 1.0, Reichenbach 1.0, Bell 0.5, Waters 0.5, Eagles 42.0, Opponents 57.0

Punting	No.	Yds	Avg	Net	TB	Lg	B
Teltschik	98	3958	40.4	33.9	8	70	3
Cunningham	3	167	55.7	49.7	0	58	0
Eagles	104	4125	39.7	34.3	8	70	3
Opponents	85	3209	37.8	32.4	11	56	3

Punt Returns	Ret	FC	Yds	Avg	Lg	TD
Konecny	33	25	233	7.1	24	0
Eagles	33	25	233	7.1	24	0
Opponents	47	27	393	8.4	68	0

Kickoff Returns	No.	Yds	Avg	Lg	TD
Beals	34	625	18.4	32	0
Konecny	17	276	16.2	25	0
Abercrombie	5	87	17.4	31	0
Byars	2	20	10.0	14	0
Jenkins	1	20	20.0	20	0
Bartlett	0	0	0.0	0	0
Eagles	59	1028	17.4	32	0
Opponents	63	1266	20.1	73	0

Field Goals	1-19	20-29	30-39	40-49	50+
Zendejas	2/2	6/6	7/9	3/4	1/3
Dorsey	0/0	3/3	1/2	0/2	0/0
Dawson	0/0	0/1	0/0	0/0	0/0
Eagles	2/2	9/10	8/11	3/6	1/3
Opponents	0/0	9/12	6/7	4/8	1/2

1987 EAGLES STATISTICS



SCHEDULE & RESULTS (7-8)

S-13	L	24-34	at Washington	52,188
S-20	W	27-17	New Orleans	57,485
O-04	L	3-35	Chicago	4,074
O-11	L	22-41	at Dallas	40,622
O-18	L	10-16	at Green Bay (OT)	35,842
O-25	W	37-20	Dallas	61,630
N-01	W	28-23	at St. Louis	24,586
N-08	W	31-27	Washington	63,609
N-15	L	17-20	NY Giants	66,172
N-22	L	19-31	St. Louis	55,592
N-29	W	34-31	at New England (OT)	54,198
D-06	L	20-23	at NY Giants (OT)	65,874
D-13	L	10-28	Miami	63,841
D-20	W	38-27	at NY Jets	30,572
D-27	W	17-7	Buffalo	57,547

Note: Game of Sept. 27 at San Francisco cancelled due to the NFL players' strike ... Games of Oct. 4 - Oct. 18 were "replacement games" played with replacement players during strike

TEAM STATS

	EAGLES	OPP
Total First Downs	289	301
Rushing	112	85
Passing	154	186
Penalty	23	30
3rd Down: Made/Att	75/241	69/216
3rd Down Pct.	31.1	31.9
4th Down: Made/Att	8/19	7/17
4th Down Pct.	42.1	41.2
Possession Avg.	na	na
Total Net Yards	5077	5249
Avg. Per Game	338.5	349.9
Total Plays	1101	1046
Avg. Per Play	4.6	5.0
Net Yards Rushing	2027	1643
Avg. Per Game	135.1	109.5
Total Rushes	509	428
Net Yards Passing	3050	3606
Avg. Per Game	203.3	240.4
Sacked/Yards Lost	72/511	57/452
Gross Yards	3561	4058
Att./Completions	520/283	561/305
Completion Pct.	54.4	54.4
Had Intercepted	16	21
Punts/Average	102/37.0	88/37.1
Net Punting Avg.	31.4	33.4
Penalties/Yards	116/919	105/830
Fumbles/Ball Lost	44/19	41/27
Touchdowns	40	47
Rushing	12	16
Passing	26	29
Returns	2	2

Score By Periods

	Q1	Q2	Q3	Q4	OT	Pts
Eagles	46	118	86	84	3	337
Opponents	88	133	65	85	9	380

Passing	Att	Cmp	Yds	Cmp%	Y/A	TD	TD%	Int	Int%	Lg	Sk/Lost	Rat
Cunningham	406	223	2786	54.9	6.86	23	5.7	12	3.0	70t	54/380	83.0
Tinsley	86	48	637	55.8	7.41	3	3.5	4	4.7	62t	6/55	71.7
Merkens	14	7	70	50.0	5.00	0	0.0	0	0.0	17	10/62	64.6
Horn	11	5	68	45.5	6.18	0	0.0	0	0.0	23	1/7	65.7
Carter	1	0	0	0.0	0.0	0	0.0	0	0.0	--	0/0	39.6
Grant	1	0	0	0.0	0.0	0	0.0	0	0.0	--	0/0	39.6
Toney	1	0	0	0.0	0.0	0	0.0	0	0.0	--	0/0	39.6
Teltschik	0	0	0	---	---	0	---	0	---	--	1/7	---
Eagles	520	283	3561	54.4	6.85	26	5.0	16	3.1	70t	72/511	79.8
Opponents	561	305	4058	54.4	7.23	29	5.2	21	3.7	77t	57/452	79.2

Scoring	TD	Ru	Pa	Rt	PAT	FG	2Pt	Pts	INTs	No.	Yds	Avg	Lg	TD
McFadden	0	0	0	0	36/36	16/26	0	84	Foules	4	6	1.5	6	0
Quick	11	0	11	0			0	66	Waters	3	63	21.0	63	0
Toney	6	5	1	0			0	36	Joyner	2	42	21.0	29	0
Byars	4	3	1	0			0	24	Kullman	2	25	12.5	13	0
Cunningham	3	3	0	0			0	18	Brown	2	7	3.5	6	0
Jackson	3	0	3	0			0	18	Hoage	2	3	1.5	3	0
Carter	2	0	2	0			0	12	Cooper	2	0	0.0	0	0
Garrity	2	0	2	0			0	12	Young	1	30	30.0	30	0
Spagnola	2	0	2	0			0	12	Evans	1	12	12.0	12	0
Jacobs	0	0	0	0	2/4	3/5	0	11	C.Brown	1	9	9.0	9	0
Bowman	1	0	1	0			0	6	West	1	0	0.0	0	0
Clemons	1	0	1	0			0	6	Eagles	21	197	9.4	63	0
Giles	1	0	1	0			0	6	Opponents	16	68	4.3	25	0
Joyner	1	0	0	1			0	6						
Ross	1	1	0	0			0	6						
Siano	1	0	1	0			0	6						
White	1	0	0	1			0	6						
Team (s)	0	0	0	0			0	2						
Eagles	40	12	26	2	38/40	19/31	0	337						
Opponents	47	16	29	2	44/46	18/29	0	380						

Sacks: White 21.0, Simmons 6.0, J.Brown 4.0, Joyner 4.0, Smalls 2.5, Grooms 2.0, Phillips 2.0, Pitts 2.0, Clarke 1.5, Jiles 1.5, Battaglia 1.0, C.Brown 1.0, Cobb 1.0, Frizzell 1.0, Griffin 1.0, Hoage 1.0, Lee 1.0, Mitchell 1.0, Reichenbach 1.0, West 1.0, Auer 0.5, Eagles 57.0, Opponents 72.0

Rushing	No.	Yds	Avg	Lg	TD
Cunningham	76	505	6.6	45	3
Toney	127	473	3.7	36	5
Byars	116	426	3.7	30	3
Haddix	59	165	2.8	11	0
R.Brown	39	136	3.5	23	0
Robinson	24	114	4.8	18	0
Tautalatasi	26	69	2.7	17	0
Ross	14	54	3.9	12	1
Teltschik	3	32	10.7	23	0
Jackson	6	27	4.5	10	0
Grant	1	20	20.0	20	0
Morse	6	14	2.3	7	0
Tinsley	4	2	0.5	2	0
Clemons	3	0	0.0	0	0
Horn	1	0	0.0	0	0
Cavanaugh	1	-2	-2.0	-2	0
Merkens	3	-8	-2.7	1	0
Eagles	509	2027	4.0	45	12
Opponents	428	1643	3.8	62t	16

Punting	No.	Yds	Avg	Net	TB	Lg	B
Teltschik	82	3131	38.2	32.0	4	60	1
Jacobs	10	369	36.9	30.5	0	44	1
Royals	5	209	41.8	30.6	1	48	0
Merkens	2	61	30.5	20.3	0	38	1
Eagles	102	3770	37.0	31.4	5	60	3
Opponents	88	3262	37.1	33.4	6	65	0

Kickoff Returns	No.	Yds	Avg	Lg	TD
Morse	24	386	16.1	28	0
Carter	12	241	20.1	33	0
Bowman	7	153	21.9	32	0
Cooper	5	86	17.2	24	0
Reid	4	58	14.5	19	0
Tautalatasi	3	53	17.7	32	0
Lavette	2	37	18.5	19	0
Haddix	2	16	8.0	9	0
Turrall	1	21	21.0	21	0
R.Brown	1	20	20.0	20	0
C.Brown	1	13	13.0	13	0
Siano	1	13	13.0	13	0
Ulmer	1	8	8.0	8	0
Alexander	1	6	6.0	6	0
Reeves	0	1	--	1	0
Clemons	1	0	0.0	0	0
Eagles	66	1112	16.8	33	0
Opponents	59	1276	21.6	54	0

Field Goals	1-19	20-29	30-39	40-49	50+
McFadden	1/1	3/4	6/10	6/9	0/2
Jacobs	0/0	1/1	0/1	2/3	0/0
Eagles	1/1	4/5	6/11	8/12	0/2
Opponents	0/0	8/8	0/3	7/14	3/4

Receiving	No.	Yds	Avg	Lg	TD
Quick	46	790	17.2	61t	11
Toney	39	341	8.7	33	1
Spagnola	36	350	9.7	22	2
Tautalatasi	25	176	7.0	22	0
Jackson	21	471	22.4	70t	3
Byars	21	177	8.4	30	1
Grant	16	280	17.5	41	0
Garrity	12	242	20.2	41	2
Siano	9	137	15.2	34	1
Bailey	8	69	8.6	19	0
R.Brown	8	53	6.6	14	0
Giles	7	95	13.6	40t	1
Haddix	7	58	8.3	23	0
Bowman	6	127	21.2	62t	1
Carter	5	84	16.8	25	2
Repko	5	46	9.2	12	0
Ross	5	41	8.2	17	0
Robinson	2	9	4.5	5	0
Clemons	1	13	13.0	13t	1
Little	1	8	8.0	8	0
Morse	1	8	8.0	8	0
Cunningham	1	-3	-3.0	-3	0
Singletary	1	-11	-11.0	-11	0
Eagles	283	3561	12.6	70t	26
Opponents	305	4058	13.3	77t	29

1986 EAGLES STATISTICS



SCHEDULE & RESULTS (5-10-1)

S-07	L	14-41	at Washington	53,982
S-14	L	10-13	at Chicago (OT)	65,130
S-21	L	7-33	Denver	63,839
S-28	W	34-20	LA Rams	65,646
O-05	W	16-0	at Atlanta	57,104
O-12	L	3-35	at NY Giants	74,221
O-19	L	14-17	Dallas	68,572
O-26	W	23-7	San Diego	41,469
N-02	L	10-13	at St. Louis	33,051
N-09	L	14-17	NY Giants	60,601
N-16	L	11-13	Detroit	54,568
N-23	L	20-24	at Seattle	55,786
N-30	W	33-27	at LA Raiders (OT)	53,338
D-07	T	10-10	St. Louis (OT)	50,148
D-14	W	23-21	at Dallas	46,117
D-21	L	14-21	Washington	61,816

TEAM STATS

	EAGLES	OPP
Total First Downs	287	278
Rushing	113	97
Passing	150	156
Penalty	24	25
3rd Down: Made/Att	105/273	79/230
3rd Down Pct.	38.5	34.3
4th Down: Made/Att	5/12	9/16
4th Down Pct.	41.7	56.3
Possession Avg.	31:57	28:03
Total Net Yards	4542	5224
Avg. Per Game	283.9	326.5
Total Plays	1117	1043
Avg. Per Play	4.1	5.0
Net Yards Rushing	2002	1989
Avg. Per Game	125.1	124.3
Total Rushes	499	458
Net Yards Passing	2540	3235
Avg. Per Game	158.8	202.2
Sacked/Yards Lost	104/708	53/406
Gross Yards	3248	3641
Att./Completions	514/268	532/260
Completion Pct.	52.1	48.9
Had Intercepted	17	23
Punts/Average	111/41.0	97/38.7
Net Punting Avg.	33.5	32.3
Penalties/Yards	102/901	115/884
Fumbles/Ball Lost	34/10	30/13
Touchdowns	28	39
Rushing	8	14
Passing	19	21
Returns	1	4

Score By Periods	Q1	Q2	Q3	Q4	OT	Pts
Eagles	66	51	48	85	6	256
Opponents	50	75	86	98	3	312

Passing	Att	Cmp	Yds	Cmp%	Y/A	TD	TD%	Int	Int%	Lg	Sk/Lost	Rat
Jaworski	245	128	1405	52.2	5.73	8	3.3	6	2.4	56	22/156	70.2
Cunningham	209	111	1391	53.1	6.66	8	3.8	7	3.3	75t	72/489	72.9
Cavanaugh	58	28	397	48.3	6.84	2	3.4	4	6.9	49	9/56	53.6
Byars	2	1	55	50.0	27.50	1	50.0	0	0.0	55t	1/7	135.4
Eagles	514	268	3248	52.1	6.32	19	3.7	17	3.3	75t	104/708	70.4
Opponents	532	260	3641	48.9	6.84	21	3.9	23	4.3	84t	53/406	66.5

Scoring	TD	Ru	Pa	Rt	PAT	FG	2Pt	Pts	INTs	No.	Yds	Avg	Lg	TD
McFadden	0	0	0	0	26-27	20-31	0	86	A.Waters	6	39	6.5	21	0
Quick	9	0	9	0			0	54	Young	6	9	1.5	9	0
K.Jackson	6	0	6	0			0	36	Cooper	3	20	6.7	20	0
Cunningham	5	5	0	0			0	30	A.Johnson	3	6	2.0	9	0
Tautalatasi	2	0	2	0			0	12	Hoage	1	18	18.0	18	0
Byars	1	1	0	0			0	6	Foules	1	14	14.0	14	0
Crawford	1	1	0	0			0	6	Schulz	1	11	11.0	11	0
Garrity	1	0	0	1			0	6	Joyner	1	4	4.0	4	0
R.Johnson	1	0	1	0			0	6	Cobb	1	3	3.0	3	0
Spagnola	1	0	1	0			0	6	Eagles	23	124	5.4	21	0
Toney	1	1	0	0			0	6	Opponents	17	192	11.3	32t	1
Brown (s)	0	0	0	0			0	2						
Eagles	28	8	19	1	26-27	20-31	0	256						
Opponents	39	14	21	4	37-39	13-26	0	312						

Rushing	No.	Yds	Avg	Lg	TD
Byars	177	577	3.3	32	1
Cunningham	66	540	8.2	20	5
Toney	69	285	4.1	43	1
Haddix	79	276	3.5	18	0
Tautalatasi	51	163	3.2	50	0
Crawford	28	88	3.1	15	1
Jaworski	13	33	2.5	10	0
Cavanaugh	9	26	2.9	11	0
M.Waters	5	8	1.6	5	0
K.Jackson	1	6	6.0	6	0
Teltschik	1	0	0.0	0	0
Eagles	499	2002	4.0	50	8
Opponents	458	1989	4.3	84t	14

Receiving	No.	Yds	Avg	Lg	TD
Quick	60	939	15.7	75t	9
Tautalatasi	41	325	7.9	56	2
Spagnola	39	397	10.2	38	1
K.Jackson	30	506	16.9	49	6
Haddix	26	150	5.8	29	0
Little	14	132	9.4	26	0
Toney	13	177	13.6	47	0
Garrity	12	227	18.9	34	0
R.Johnson	11	207	18.8	39	1
Byars	11	44	4.0	17	0
P.Smith	6	94	15.7	36	0
M.Waters	2	27	13.5	19	0
Darby	2	16	8.0	13	0
Duckworth	1	7	7.0	7	0
Eagles	268	3248	12.1	75t	19
Opponents	260	3641	14.0	84t	21

Sacks: White 18.0, Brown 9.0, Clarke 8.0, Cobb 6.0, Jiles 2.0, Joyner 2.0, Simmons 2.0, A.Waters 2.0, Cooper 1.0, Darby 1.0, A.Johnson 1.0, Singletary 1.0, **Eagles 53.0, Opponents 104.0**

Punting	No.	Yds	Avg	Net	TB	Lg	B
Teltschik	108	4493	41.6	33.6	10	62	1
Cunningham	2	54	27.0	25.5	0	39	0
Eagles	111	4547	41.0	33.5	10	62	1
Opponents	97	3751	38.7	32.3	12	68	2

Punt Returns	Ret	FC	Yds	Avg	Lg	TD
Garrity	17	7	187	11.0	76t	1
Cooper	16	7	139	8.7	58	0
M.Waters	7	1	130	4.3	13	0
P.Smith	4	1	18	4.5	7	0
Eagles	44	16	374	8.5	76t	1
Opponents	63	13	634	10.1	75t	2

Kickoff Returns	No.	Yds	Avg	Lg	TD
Crawford	27	497	18.4	36	0
Tautalatasi	18	344	19.1	51	0
Byars	2	47	23.5	31	0
Cooper	2	42	21.0	24	0
Quick	2	6	3.0	6	0
Schulz	1	9	9.0	9	0
Simmons	1	0	0.0	0	0
Eagles	53	945	17.8	51	0
Opponents	62	1261	20.3	40	0

Field Goals	1-19	20-29	30-39	40-49	50+
McFadden	0/0	6/6	10/12	3/10	1/3
Eagles	0/0	6/6	10/12	3/10	1/3
Opponents	1/1	5/6	5/9	1/8	1/2

1985 EAGLES STATISTICS



SCHEDULE & RESULTS (7-9)

S-08	L	0-21	at NY Giants	76,141
S-15	L	6-17	LA Rams	60,920
S-22	W	19-6	at Washington	53,748
S-29	L	10-16	NY Giants (OT)	66,696
O-06	L	21-23	at New Orleans	56,364
O-13	W	30-7	St. Louis	48,186
O-20	W	16-14	Dallas	70,114
O-27	W	21-17	Buffalo	60,987
N-03	L	13-24	at San Francisco	58,383
N-10	W	23-17	Atlanta (OT)	63,691
N-17	W	24-14	at St. Louis	39,032
N-24	L	17-34	at Dallas	54,047
D-01	L	23-28	Minnesota	54,688
D-08	L	12-17	Washington	60,737
D-15	L	14-20	at San Diego	45,569
D-22	W	37-35	at Minnesota	49,722

TEAM STATS

	EAGLES	OPP
Total First Downs	292	307
Rushing	82	122
Passing	188	160
Penalty	22	25
3rd Down: Made/Att	82/232	91/234
3rd Down Pct.	35.3	38.9
4th Down: Made/Att	7/13	4/7
4th Down Pct.	53.8	57.1
Possession Avg.	na	na
Total Net Yards	5216	5135
Avg. Per Game	326.0	320.9
Total Plays	1050	1058
Avg. Per Play	5.0	4.9
Net Yards Rushing	1630	2205
Avg. Per Game	101.9	137.8
Total Rushes	428	526
Net Yards Passing	3586	2930
Avg. Per Game	224.1	183.1
Sacked/Yards Lost	55/450	53/359
Gross Yards	4036	3289
Att./Completions	567/290	478/251
Completion Pct.	51.1	52.5
Had Intercepted	28	18
Punts/Average	91/41.5	92/42.6
Net Punting Avg.	34.2	36.6
Penalties/Yards	98/736	99/834
Fumbles/Ball Lost	25/12	27/14
Touchdowns	30	39
Rushing	8	17
Passing	19	18
Returns	3	4

Score By Periods

	Q1	Q2	Q3	Q4	OT	Pts
Eagles	60	72	56	92	6	286
Opponents	69	67	76	92	6	310

Passing	Att	Cmp	Yds	Cmp%	Y/A	TD	TD%	Int	Int%	Lg	Sk/Lost	Rat
Jaworski	484	255	3450	52.7	7.13	17	3.5	20	4.1	99t	34/289	70.2
Cunningham	81	34	548	42.0	6.77	1	1.2	8	9.9	69	20/150	29.8
Hunter	2	1	38	50.0	19.00	1	50.0	0	0.0	38t	1/11	135.4
Eagles	567	290	4036	51.1	7.12	19	3.4	28	4.9	99t	55/450	65.0
Opponents	478	251	3289	52.5	6.88	18	3.8	18	3.8	46	53/359	71.4

Scoring	TD	Ru	Pa	Rt	PAT	FG	2Pt	Pts	INTs	No.	Yds	Avg	Lg	TD
McFadden	0	0	0	0	29-29	25-30	0	104	Hopkins	6	36	6.0	24t	1
Quick	11	0	11	0			0	66	Ellis	4	32	8.0	18	0
E.Jackson	6	5	1	0			0	36	Edwards	3	8	2.7	3t	1
Spagnola	5	0	5	0			0	30	Cooper	2	13	6.5	13	0
Hunter	2	1	1	0			0	12	Kraynak	1	26	26.0	26	0
Jaworski	2	2	0	0			0	12	Reichenbach	1	10	10.0	10	0
Edwards	1	0	0	1			0	6	Young	1	0	0.0	0	0
Hopkins	1	0	0	1			0	6	Eagles	18	125	6.9	26	2
K.Jackson	1	0	1	0			0	6	Opponents	28	474	16.9	46	2
Little	1	0	0	1			0	6						
White (2)	0	0	0	0			0	2						
Eagles	30	8	19	3	29-29	25-30	0	286						
Opponents	39	17	18	4	37-38	13-29	0	310						

Rushing

	No.	Yds	Avg	Lg	TD
E.Jackson	282	1028	3.6	59	5
Haddix	67	213	3.2	12	0
Cunningham	29	205	7.1	37	0
Hunter	27	121	4.5	74t	1
Jaworski	17	35	2.1	31	2
Everett	4	13	3.3	8	0
Horan	1	12	12.0	12	0
Oliver	1	3	3.0	3	0
Eagles	428	1630	3.8	74t	8
Opponents	526	2205	4.2	60	17

Receiving

	No.	Yds	Avg	Lg	TD
Quick	73	1247	17.1	99t	11
Spagnola	64	772	12.1	35	5
Haddix	43	330	7.7	17	0
K.Jackson	40	692	17.3	54	1
Hunter	28	405	14.7	43	1
R.Johnson	11	186	16.9	37	0
E.Jackson	10	126	12.6	25	1
Garrity	7	142	20.3	34	0
Little	7	82	11.7	28	0
Everett	4	25	6.3	11	0
K.Baker	2	25	12.5	20	0
Oliver	1	4	4.0	4	0
Eagles	290	4036	13.9	99t	19
Opponents	251	3289	13.1	46	18

	No.	Yds	Avg	Lg	TD
Hopkins	6	36	6.0	24t	1
Ellis	4	32	8.0	18	0
Edwards	3	8	2.7	3t	1
Cooper	2	13	6.5	13	0
Kraynak	1	26	26.0	26	0
Reichenbach	1	10	10.0	10	0
Young	1	0	0.0	0	0
Eagles	18	125	6.9	26	2
Opponents	28	474	16.9	46	2

Sacks: G.Brown 13.0, White 13.0, Clarke 7.0, Strauthers 5.5, Cobb 5.0, Ellis 2.0, Hopkins 2.0, Wilkes 2.0, Darby 1.5, Cooper 1.0, Creswell 1.0,
Eagles 53.0, Opponents 55.0

Punting	No.	Yds	Avg	Net	TB	Lg	B
Horan	91	3777	41.5	34.2	10	75	0
Eagles	91	3777	41.5	34.2	10	75	0
Opponents	92	3918	42.6	36.6	8	68	2

Punt Returns	Ret	FC	Yds	Avg	Lg	TD
Cooper	43	10	364	8.5	56	0
Waters	1	0	23	23.0	23	0
Hunter	1	0	6	6.0	6	0
Eagles	45	10	393	8.7	56	0
Opponents	41	16	462	11.3	80t	1

Kickoff Returns	No.	Yds	Avg	Lg	TD
Hunter	48	1047	21.8	51	0
Waters	4	74	18.5	23	0
Cooper	3	32	10.7	13	0
Foules	1	7	7.0	7	0
Eagles	56	1160	20.7	51	0
Opponents	65	1293	19.9	88	0

Field Goals	1-19	20-29	30-39	40-49	50+
McFadden	0/0	6/6	11/11	6/8	2/5
Eagles	0/0	6/6	11/11	6/8	2/5
Opponents	0/1	3/4	4/8	6/13	0/3

McFadden: () (50G,45G,53M) (41G,36G,37G,34G) (41G,43M) () (39G,21G,52G) (39G,33G,36G) () (36G,44G) (30G) (52M,20G) (26G) (29G,33G,25G) (44G) (43M,52M) (26G,43G,35G)

1984 EAGLES STATISTICS



SCHEDULE & RESULTS (6-9-1)

S-02	L	27-28	at NY Giants	71,520
S-09	W	19-17	Minnesota	55,942
S-16	L	17-23	at Dallas	64,521
S-23	L	9-21	San Francisco	62,771
S-30	L	0-20	at Washington	53,064
O-07	W	27-17	at Buffalo	37,555
O-14	W	16-7	Indianapolis	50,277
O-21	W	24-10	NY Giants	64,677
O-28	L	14-34	St. Louis	54,310
N-04	T	23-23	at Detroit (OT)	59,141
N-11	L	23-24	at Miami	70,227
N-18	W	16-10	Washington	63,117
N-25	L	16-17	at St. Louis	39,858
D-02	L	10-26	Dallas	66,322
D-09	W	27-17	New England	41,581
D-16	L	10-26	at Atlanta	15,582

TEAM STATS

	EAGLES	OPP
Total First Downs	280	307
Rushing	83	123
Passing	176	171
Penalty	21	13
3rd Down: Made/Att	76/231	104/251
3rd Down Pct.	32.9	41.4
4th Down: Made/Att	9/17	6/11
4th Down Pct.	52.9	54.5
Possession Avg.	na	na
Total Net Yards	4698	5239
Avg. Per Game	293.6	327.4
Total Plays	1047	1109
Avg. Per Play	4.5	4.7
Net Yards Rushing	1338	2189
Avg. Per Game	83.6	136.8
Total Rushes	381	556
Net Yards Passing	3360	3050
Avg. Per Game	210.0	190.6
Sacked/Yards Lost	60/463	60/456
Gross Yards	3823	3506
Att./Completions	606/331	492/262
Completion Pct.	54.6	53.3
Had Intercepted	17	20
Punts/Average	92/42.2	89/39.3
Net Punting Avg.	35.6	33.6
Penalties/Yards	77/632	96/904
Fumbles/Ball Lost	23/16	32/11
Touchdowns	27	36
Rushing	6	12
Passing	19	22
Returns	2	2

Score By Periods

	Q1	Q2	Q3	Q4	OT	Pts
Eagles	64	76	53	85	0	278
Opponents	61	102	74	83	0	320

Passing	Att	Cmp	Yds	Cmp%	Y/A	TD	TD%	Int	Int%	Lg	Sk/Lost	Rat
Jaworski	427	234	2754	54.8	6.45	16	3.7	14	3.3	90t	34/270	73.4
Pisarcik	176	96	1036	54.5	5.89	3	1.7	3	1.7	40	25/183	70.7
Montgomery	2	0	0	0.0	0.00	0	0.0	0	0.0	0	1/10	39.6
May	1	1	33	100.0	33.00	0	0.0	0	0.0	33	0/0	118.8
Eagles	606	331	3823	54.6	6.31	19	3.1	17	2.8	90t	60/463	72.6
Opponents	492	262	3506	53.3	7.13	22	4.5	20	4.1	68	60/456	74.1

Scoring	TD	Ru	Pa	Rt	PAT	FG	2Pt	Pts	INTs	No.	Yds	Avg	Lg	TD
McFadden	0	0	0	0	26-27	30-37	0	116	Ellis	7	119	17.0	31	0
Quick	9	0	9	0			0	54	Hopkins	5	107	21.4	33	0
Kab	3	0	3	0			0	18	Foules	4	27	6.8	20	0
Woodruff	3	0	3	0			0	18	Edwards	2	0	0.0	0	0
Hoover	2	0	2	0			0	12	Wilson	1	28	28.0	28	0
Montgomery	2	2	0	0			0	12	Wilkes	1	6	6.0	6	0
Pisarcik	2	2	0	0			0	12	Eagles	20	287	14.4	33	0
Haddix	1	1	0	0			0	6	Opponents	17	211	12.4	43	1
K.Jackson	1	0	1	0			0	6	Sacks: G.Brown 16.0, D.Harrison 12.0, Clarke 10.5, Darby 5.0, Armstrong 3.0, Griggs 3.0, Strauthers 2.0, Wilkes 2.0, Hopkins 1.5, Schulz 1.5, J.Williams 1.5, J.Robinson 1.0, Team 1.0, Eagles 60.0, Opponents 60.0					
Jaworski	1	1	0	0			0	6						
Kraynak	1	0	0	1			0	6						
Spagnola	1	0	1	0			0	6						
Waters	1	0	0	1			0	6						
Eagles	27	6	19	2	26-27	30-37	0	278						
Opponents	36	12	22	2	36-36	22-35	0	320						

Rushing	No.	Yds	Avg	Lg	TD	Punting	No.	Yds	Avg	Net	TB	Lg	B
Montgomery	201	789	3.9	27	2	Horan	92	3880	42.2	35.6	6	69	0
Oliver	72	263	3.7	17	0	Eagles	92	3880	42.2	35.6	6	69	0
Haddix	48	130	2.7	21	1	Opponents	89	3497	39.3	33.6	13	64	2
M.Williams	33	83	2.5	8	0								
Hardy	14	41	2.9	10	0								
Pisarcik	7	19	2.7	16	2								
Jaworski	5	18	3.6	10	1								
Quick	1	-5	-5.0	-5	0								
Eagles	381	1338	3.5	27	6								
Opponents	556	2189	3.9	34	12								

Receiving	No.	Yds	Avg	Lg	TD	Punt Returns	Ret	FC	Yds	Avg	Lg	TD
Spagnola	65	701	10.8	34	1	Cooper	40	19	250	6.3	16	0
Quick	61	1052	17.2	90t	9	Eagles	40	19	250	6.3	16	0
Montgomery	60	501	8.4	28	0	Opponents	58	7	486	8.4	46	0
Haddix	33	231	7.0	22	0							
Oliver	32	142	4.4	21	0							
Woodruff	30	484	16.1	38	3							
K.Jackson	26	398	15.3	83t	1							
Kab	9	102	11.3	26	3							
M.Williams	7	47	6.7	15	0							
Hoover	6	143	23.8	44	2							
Hardy	2	22	11.0	13	0							
Eagles	331	3823	11.5	90t	19							
Opponents	262	3506	13.4	68	22							

Field Goals	1-19	20-29	30-39	40-49	50+
McFadden	0/0	4/5	13/16	10/12	3/4
Eagles	0/0	4/5	13/16	10/12	3/4
Opponents	2/2	6/8	10/14	3/7	1/4

McFadden: (47G,37N,41G) (27G,37G,49G,37G) (39G,39N) (35G,32G,33G) () (36G,22G) (34G,32G,33G) (45G,52N) () (52G,51G,40G) (45G) (43G,34G,41G,44N) (31G,43G,26N,32G) (23G) (50G,46G,48N) (20G,37N)

1983 EAGLES STATISTICS



SCHEDULE & RESULTS (5-11)

S-03	W	22-17	at San Francisco	55,775
S-11	L	13-23	Washington	69,542
S-18	W	13-10	at Denver	74,202
S-25	L	11-14	St. Louis	64,465
O-02	W	28-24	at Atlanta	50,621
O-09	W	17-13	at NY Giants	73,291
O-16	L	7-37	at Dallas	63,070
O-23	L	6-7	Chicago	45,263
O-30	L	21-22	Baltimore	59,150
N-06	L	20-27	Dallas	71,236
N-13	L	14-17	at Chicago	47,524
N-20	L	0-23	NY Giants	57,977
N-27	L	24-28	at Washington	54,324
D-04	W	13-9	LA Rams	32,867
D-11	L	17-20	New Orleans (OT)	45,182
D-18	L	7-31	at St. Louis	21,902

TEAM STATS

	EAGLES	OPP
Total First Downs	253	310
Rushing	91	144
Passing	150	149
Penalty	12	17
3rd Down: Made/Att	68/203	101/245
3rd Down Pct.	33.5	41.2
4th Down: Made/Att	6/11	11/16
4th Down Pct.	54.5	68.8
Possession Avg.	na	na
Total Net Yards	4534	5447
Avg. Per Game	283.4	340.4
Total Plays	945	1108
Avg. Per Play	4.8	4.9
Net Yards Rushing	1417	2655
Avg. Per Game	88.6	165.9
Total Rushes	402	633
Net Yards Passing	3117	2792
Avg. Per Game	194.8	174.5
Sacked/Yards Lost	57/415	36/256
Gross Yards	3532	3048
Att./Completions	486/252	430/247
Completion Pct.	51.9	57.4
Had Intercepted	18	8
Punts/Average	86/40.9	80/37.8
Net Punting Avg.	33.4	33.5
Penalties/Yards	79/637	89/755
Fumbles/Ball Lost	37/18	30/15
Touchdowns	27	34
Rushing	5	14
Passing	22	20
Returns	0	0

Score By Periods

	Q1	Q2	Q3	Q4	OT	Pts
Eagles	58	54	61	60	0	233
Opponents	47	128	53	91	3	322

Passing	Att	Cmp	Yds	Cmp%	Y/A	TD	TD%	Int	Int%	Lg	Sk/Lost	Rat
Jaworski	446	235	3315	52.7	7.43	20	4.5	18	4.0	83t	53/385	75.1
Pisarcik	34	16	172	47.1	5.06	1	2.9	0	0.0	33	4/30	72.2
Carmichael	1	1	45	100.0	45.00	1	100.0	0	0.0	45t	0/0	158.3
Pastorini	5	0	0	0.0	0.00	0	0.0	0	0.0	--	0/0	39.6
Eagles	486	252	3532	51.9	7.27	22	4.5	18	3.7	83t	57/415	75.2
Opponents	430	247	3048	57.4	7.09	20	4.7	8	1.9	73t	36/256	87.2

Scoring	TD	Ru	Pa	Rt	PAT	FG	2Pt	Pts	INTs	No.	Yds	Avg	Lg	TD
Quick	13	0	13	0			0	78	Griggs	3	61	20.3	32	0
Franklin	0	0	0	0	24/27	15/26	0	69	Ellis	1	18	18.0	18	0
Carmichael	3	0	3	0			0	18	Edwards	1	0	0.0	0	0
Oliver	3	1	2	0			0	18	Foules	1	0	0.0	0	0
Haddix	2	2	0	0			0	12	Logan	1	0	0.0	0	0
Woodruff	2	0	2	0			0	12	Young	1	0	0.0	0	0
Harrington	1	1	0	0			0	6	Eagles	8	79	9.9	32	0
Jaworski	1	1	0	0			0	6	Opponents	18	155	8.6	29	0
Kab	1	0	1	0			0	6						
G.Young	1	0	1	0			0	6						
Team (s)	0	0	0	0			0	2						
Eagles	27	5	22	0	24/27	15/26	0	233						
Opponents	34	14	20	0	34/34	28/37	0	322						
Sacks: Harrison 11.5, G.Brown 8.5, Hairston 5.0, Armstrong 3.5, J.Williams 2.5, Clarke 1.0, Darby 1.0, Griggs 1.0, Hopkins 1.0, J.Robinson 1.0, Eagles 36.0. Opponents 57.0														

<u>Rushing</u>	<u>No.</u>	<u>Yds</u>	<u>Avg</u>	<u>Lg</u>	<u>TD</u>	<u>Punting</u>	<u>No.</u>	<u>Yds</u>	<u>Avg</u>	<u>Net</u>	<u>TB</u>	<u>Lg</u>	<u>B</u>
Oliver	121	434	3.6	24	1	Runager	59	2459	41.7	34.2	5	55	0
M.Williams	103	385	3.7	32	0	Skladany	27	1062	39.4	31.5	2	51	0
Haddix	91	220	2.4	11	2	Eagles	86	3521	40.9	33.4	7	55	0
Montgomery	29	139	4.8	32	0	Opponents	80	3020	37.8	33.5	4	59	1
Jaworski	25	129	5.2	29	1								
Harrington	23	98	4.3	35	1	<u>Punt Returns</u>	<u>Ret</u>	<u>FC</u>	<u>Yds</u>	<u>Avg</u>	<u>Lg</u>	<u>TD</u>	
Everett	5	7	1.4	7	0	Sciarra	22	3	115	5.2	14	0	
Runager	1	6	6.0	6	0	G.Young	14	3	93	6.6	23	0	
Pastorini	1	0	0.0	0	0	Hoover	7	4	44	6.3	13	0	
Pisarcik	3	-1	-0.3	0	0	Foules	1	0	7	7.0	7	0	
Eagles	402	1417	3.5	35	5	Logan	1	0	0	0.0	0	0	
Opponents	633	2655	4.2	39	14	Eagles	45	10	259	5.8	23	0	
						Opponents	57	4	511	9.0	25	0	

Receiving	No.	Yds	Avg	Lg	TD	Kickoff Returns	No.	Yds	Avg	Lg	TD
Quick	69	1409	20.4	83t	13	G.Young	27	565	20.9	52	0
Oliver	49	421	8.6	25	2	Everett	14	275	19.6	46	0
Carmichael	38	515	13.6	35	3	Ellis	7	119	17.0	25	0
Haddix	23	254	11.0	34	0	Harrington	4	79	19.8	26	0
Kab	18	195	10.8	25	1	M.Williams	3	59	19.7	26	0
M.Williams	17	142	8.4	29	0	Haddix	3	51	17.0	24	0
Hoover	10	221	22.1	68	0	Fritzsche	2	17	8.5	15	0
Montgomery	9	53	5.9	13	0	Darby	2	3	1.5	3	0
Woodruff	6	70	11.7	29t	2	Eagles	62	1168	18.8	52	0
Dixon	4	54	13.5	22	0	Opponents	45	804	17.9	30	0
G.Young	3	125	41.7	71t	1						
Sampleton	2	28	14.0	19	0	Field Goals	1-19	20-29	30-39	40-49	50+
Everett	2	18	9.0	11	0	Franklin	1/1	5/5	6/9	2/8	1/3
Harrington	1	19	19.0	19	0	Eagles	1/1	5/5	6/9	2/8	1/3
R.Smith	1	8	8.0	8	0	Opponents	0/0	12/14	10/13	4/6	2/4
Eagles	252	3532	14.0	83t	22						
Opponents	247	3048	12.3	73t	20						

1982 EAGLES STATISTICS



SCHEDULE & RESULTS (3-6)

S-12	L	34-37	Washington (OT)	68,885
S-19	W	24-21	at Cleveland	78,830
N-21	L	14-18	Cincinnati	65,172
N-28	L	9-13	at Washington	48,313
D-05	L	20-23	St. Louis	63,622
D-11	L	7-23	at NY Giants	66,053
D-19	W	35-14	Houston	44,119
D-26	W	24-20	at Dallas	46,199
J-02	L	24-26	NY Giants	55,797

Note: As a result of a 57-day NFL players' strike, the NFL schedule was reduced from 16 weeks to nine weeks

TEAM STATS

	EAGLES	OPP
Total First Downs	157	177
Rushing	48	68
Passing	100	100
Penalty	9	9
3rd Down: Made/Att	32/106	61/140
3rd Down Pct.	30.2	43.6
4th Down: Made/Att	7/11	2/4
4th Down Pct.	63.6	50.0
Possession Avg.	na	na
Total Net Yards	2685	2938
Avg. Per Game	298.3	326.4
Total Plays	531	614
Avg. Per Play	5.1	4.8
Net Yards Rushing	828	1031
Avg. Per Game	92.1	114.6
Total Rushes	211	299
Net Yards Passing	1856	1907
Avg. Per Game	206.2	211.9
Sacked/Yards Lost	31/244	30/229
Gross Yards	2100	2136
Att./Completions	288/168	285/168
Completion Pct.	58.3	58.9
Had Intercepted	13	15
Punts/Average	44/40.5	38/36.8
Net Punting Avg.	32.9	33.4
Penalties/Yards	38/253	45/341
Fumbles/Ball Lost	26/10	21/12
Touchdowns	25	19
Rushing	11	5
Passing	12	14
Returns	2	0

Score By Periods

	Q1	Q2	Q3	Q4	OT	Pts
Eagles	45	34	36	76	0	191
Opponents	36	76	30	50	3	195

Passing	Att	Cmp	Yds	Cmp%	Y/A	TD	TD%	Int	Int%	Lg	Sk/Lost	Rat
Jaworski	286	167	2076	58.4	7.30	12	4.2	12	4.2	57	31/244	77.5
Pisarcik	1	1	24	100.0	24.00	0	0.0	0	0.0	24	0/0	118.8
Giammona	1	0	0	0.0	0.00	0	0.0	1	100.0	0	0/0	0.0
Eagles	288	168	2100	58.3	7.30	12	4.2	13	4.5	57	31/244	76.2
Opponents	285	168	2136	58.9	7.50	14	4.9	15	5.3	78t	30/229	76.9

Scoring	TD	Ru	Pa	Rt	PAT	FG	2Pt	Pts	INTs	No.	Yds	Avg	Lg	TD
Montgomery	9	7	2	0			0	54	Edwards	5	3	0.6	3	0
Franklin	0	0	0	0	23/25	6/9	0	41	Young	4	3	0.8	3	0
Carmichael	4	0	4	0			0	24	J.Robinson	3	19	6.3	12	0
L.Harris	2	2	0	0			0	12	Blackmore	1	20	20.0	20t	1
Spagnola	2	0	2	0			0	12	Bunting	1	0	0.0	0	0
Blackmore	1	0	0	1			0	6	Wilson	1	0	0.0	0	0
G.Brown	1	0	0	1			0	6	Eagles	15	45	3.0	20t	1
Campfield	1	0	1	0			0	6	Opponents	13	87	6.7	37	0
Giammona	1	1	0	0			0	6	Sacks: Harrison 10.5, Clarke 4.5, Hairston 4.0,					
Harrington	1	1	0	0			0	6	G.Brown 4.0, Bunting 3.0, LeMaster 2.0, J.Robinson					
Kab	1	0	1	0			0	6	1.0, Wilkes 1.0, Eagles 30.0, Opponents 31.0					
Quick	1	0	1	0			0	6						
R.Smith	1	0	1	0			0	6						
Eagles	25	11	12	2	23/25	6/9	0	191	Punting	No.	Yds	Avg	Net	TB
Opponents	19	5	14	0	19/19	20/22	0	195	Runager	44	1784	40.5	32.9	1

Rushing	No.	Yds	Avg	Lg	TD	Punt Returns	Ret	FC	Yds	Avg	Lg	TD
Montgomery	114	515	4.5	90t	7	Henry	20	2	103	5.2	11	0
Harrington	56	231	4.1	37	1	Sciarra	2	2	5	2.5	5	0
L.Harris	17	39	2.3	14	2	Giammona	0	1	0	0.0	0	0
Giammona	11	29	3.6	8	1	Eagles	22	5	108	4.9	11	0
Jaworski	10	9	0.9	6	0	Opponents	31	0	316	10.2	33	0
Hoover	1	5	5.0	5	0	Kickoff Returns						
Campfield	1	2	2.0	2	0	No.	Yds	Avg	Lg	TD		
LeMaster	1	-2	-2.0	-2	0	Henry	24	541	22.5	44	0	
Eagles	211	828	3.9	90t	11	Hoover	7	113	16.1	43	0	
Opponents	299	1031	3.4	32	5	Murray	3	42	14.0	16	0	

Receiving	No.	Yds	Avg	Lg	TD	Field Goals	1-19	20-29	30-39	40-49	50+
Carmichael	35	540	15.4	44t	4	Franklin	0/0	1/1	1/2	4/5	0/1
R.Smith	34	475	14.0	41t	1	Eagles	0/0	1/1	1/2	4/5	0/1
Spagnola	26	313	12.0	57	2	Opponents	2/2	6/6	7/8	5/6	0/0
Montgomery	20	258	12.9	42t	2						
Campfield	14	141	10.1	24	1						
Harrington	13	74	5.7	18	0						
Quick	10	156	15.6	49t	1						
Giammona	8	67	8.4	16	0						
Kab	4	35	8.8	13	1						
L.Harris	3	17	5.6	9	0						
Sampleton	1	24	24.0	24	0						
Eagles	168	2100	12.5	57	12						
Opponents	168	2136	12.7	78t	14						

1981 EAGLES STATISTICS



SCHEDULE & RESULTS (10-6)

S-06	W	24-10	at NY Giants	72,459
S-13	W	13-3	New England	71,089
S-17	W	20-14	at Buffalo	78,331
S-27	W	36-13	Washington	70,664
O-05	W	16-13	Atlanta	71,488
O-11	W	31-14	at New Orleans	52,728
O-18	L	23-35	at Minnesota	45,459
O-25	W	20-10	Tampa Bay	70,714
N-01	L	14-17	Dallas	72,111
N-08	W	52-10	at St. Louis	48,421
N-15	W	38-13	Baltimore	68,613
N-22	L	10-20	NY Giants	66,327
N-30	L	10-13	at Miami	67,797
D-06	L	13-15	at Washington	52,206
D-13	L	10-21	at Dallas	64,955
D-20	W	38-0	St. Louis	56,636
NFC WILD CARD				
D-27	L	21-27	NY Giants	71,611

TEAM STATS

	EAGLES	OPP
Total First Downs	332	266
Rushing	157	102
Passing	150	137
Penalty	25	27
3rd Down: Made/Att	95/214	101/236
3rd Down Pct.	44.4	42.9
4th Down: Made/Att	na	na
4th Down Pct.	na	na
Possession Avg.	na	na
Total Net Yards	5553	4447
Avg. Per Game	347.1	277.9
Total Plays	1058	1023
Avg. Per Play	5.2	4.3
Net Yards Rushing	2509	1751
Avg. Per Game	156.8	109.4
Total Rushes	559	476
Net Yards Passing	3044	2696
Avg. Per Game	190.3	168.5
Sacked/Yards Lost	22/205	40/354
Gross Yards	3249	3050
Att./Completions	476/258	507/248
Completion Pct.	54.2	48.9
Had Intercepted	22	26
Punts/Average	64/40.3	76/40.7
Net Punting Avg.	34.6	33.8
Penalties/Yards	113/855	90/798
Fumbles/Ball Lost	33/17	40/21
Touchdowns	44	26
Rushing	17	11
Passing	25	12
Returns	2	3

Score By Periods

	Q1	Q2	Q3	Q4	OT	Pts
Eagles	71	125	82	90	0	368
Opponents	42	64	24	91	0	221

Passing	Att	Cmp	Yds	Cmp%	Y/A	TD	TD%	Int	Int%	Lg	Sk/Lost	Rat
Jaworski	461	250	3095	54.2	6.71	23	5.0	20	4.3	85t	na	73.8
Pisarcik	15	8	154	53.3	10.27	2	13.3	2	13.3	44t	na	89.3
Eagles	476	258	3249	54.2	6.83	25	5.3	22	4.6	85t	22/205	73.9
Opponents	507	248	3050	48.9	6.02	12	2.4	26	5.1	50t	40/354	54.4

Scoring	TD	Ru	Pa	Rt	PAT	FG	2Pt	Pts
Franklin	0	0	0	0	41/43	20/31	0	101
Montgomery	10	8	2	0			0	60
Carmichael	6	0	6	0			0	36
Krepfle	5	0	5	0			0	30
Campfield	4	1	3	0			0	24
Russell	4	4	0	0			0	24
C.Smith	4	0	4	0			0	24
Giammona	2	1	1	0			0	12
Harrington	2	2	0	0			0	12
Henry	2	2	0	0			0	12
Parker	2	0	2	0			0	12
G.Brown	1	0	0	1			0	6
LeMaster	1	0	0	1			0	6
Oliver	1	1	0	0			0	6
Clarke (s)	0	0	0	0			0	2
Wilkes	0	0	0	0	1/1	0/0	0	1
Eagles	44	17	25	2	42/44	20/31	0	368
Opponents	26	11	12	3	23/26	14/28	0	221

Rushing	No.	Yds	Avg	Lg	TD
Montgomery	286	1402	4.9	41	8
Oliver	74	329	4.4	39	1
Harrington	34	140	4.1	16	2
Murray	23	134	5.8	20	0
Jaworski	22	128	5.8	26	0
Russell	41	123	3.0	17	4
Campfield	31	115	3.7	13	1
Giammona	33	98	3.0	9	1
Atkins	1	21	21.0	21	0
LeMaster	1	7	7.0	7	0
R.Smith	1	7	7.0	7	0
C.Smith	2	5	2.5	5	0
Carmichael	1	1	1.0	1	0
Pisarcik	7	1	0.1	10	0
Sciarra	1	0	0.0	0	0
Henry	1	-2	-2.0	-2	0
Eagles	559	2509	4.5	41	17
Opponents	476	1751	3.7	73	11

Receiving	No.	Yds	Avg	Lg	TD
Carmichael	61	1028	16.9	85t	6
Montgomery	49	521	10.6	35t	2
C.Smith	38	564	14.8	32	4
Campfield	36	326	9.1	29t	3
Krepfle	20	210	10.5	26	5
Oliver	10	37	3.7	27	0
Henry	9	145	16.1	44t	2
Harrington	9	27	3.0	12	0
Parker	8	168	21.0	55t	2
Spagnola	6	83	13.8	28	0
Giammona	6	54	9.0	19	1
R.Smith	4	84	21.0	42	0
Murray	1	7	7.0	7	0
Russell	1	-5	-5.0	-5	0
Eagles	258	3249	12.6	85t	25
Opponents	248	3050	12.3	50t	12

INTs	No.	Yds	Avg	Lg	TD
Wilson	5	74	14.8	26	0
Young	4	35	8.8	33	0
Edwards	3	1	0.3	1	0
Chesley	2	66	33.0	35	0
Blackmore	2	43	21.5	25	0
LeMaster	2	28	14.0	22	0
Wilkes	2	18	9.0	11	0
Logan	2	-1	-0.5	-1	0
Robinson	1	3	3.0	3	0
Johnson	1	0	0.0	0	0
Phillips	1	0	0.0	0	0
Sciarra	1	0	0.0	0	0
Eagles	26	270	10.4	35	0
Opponents	22	357	16.2	52t	2

Sacks: Eagles 40.0, Opponents 22.0

Punting	No.	Yds	Avg	Net	TB	Lg	B
Runager	63	2567	40.7	34.9	6	64	na
Franklin	1	13	13.0	13.0	0	13	na
Eagles	64	2580	40.3	34.6	6	64	na
Opponents	76	3092	40.7	33.8	na	75	na

Punt Returns	Ret	FC	Yds	Avg	Lg	TD
Henry	54	8	396	7.3	52	0
Sciarra	4	0	26	6.5	10	0
Eagles	58	8	422	7.3	52	0
Opponents	34	1	246	7.2	21	0

Kickoff Returns	No.	Yds	Avg	Lg	TD
Henry	25	533	21.3	43	0
Campfield	12	223	18.6	32	0
Russell	2	28	14.0	20	0
Giammona	1	19	19.0	19	0
Atkins	1	15	15.0	15	0
Murray	1	14	14.0	14	0
Clarke	1	0	0.0	0	0
Eagles	43	832	19.3	43	0
Opponents	60	1304	21.7	57	0

Field Goals	1-19	20-29	30-39	40-49	50+
Franklin	0/0	5/5	7/9	7/13	1/4
Eagles	0/0	5/5	7/9	7/13	1/4
Opponents	1/2	5/6	4/6	4/13	0/1

1980 EAGLES STATISTICS



SCHEDULE & RESULTS (12-4)

S-07	W	27-6	Denver	70,307
S-14	W	42-7	at Minnesota	46,460
S-22	W	35-3	NY Giants	70,767
S-28	L	14-24	at St. Louis	49,079
O-05	W	24-14	Washington	69,044
O-12	W	31-16	at NY Giants	71,051
O-19	W	17-10	Dallas	70,696
O-26	W	17-14	Chicago	68,752
N-02	W	27-20	at Seattle	61,046
N-09	W	34-21	at New Orleans	44,340
N-16	W	24-0	at Washington	51,897
N-23	W	10-7	Oakland	68,585
N-30	L	21-22	at San Diego	51,760
D-07	L	17-20	Atlanta	70,205
D-14	W	17-3	St. Louis	68,969
D-21	L	27-35	at Dallas	62,548
NFC DIVISIONAL PLAYOFF				
J-03	W	31-16	Minnesota	68,434
NFC CHAMPIONSHIP GAME				
J-11	W	20-7	Dallas	70,696
SUPER BOWL XV (New Orleans)				
J-25	L	10-27	Oakland	75,500

TEAM STATS

	EAGLES	OPP
Total First Downs	326	270
Rushing	118	87
Passing	186	157
Penalty	22	26
3rd Down: Made/Att	89/217	84/245
3rd Down Pct.	41.0	34.3
4th Down: Made/Att	na	na
4th Down Pct.	na	na
Possession Avg.	na	na
Total Net Yards	5519	4428
Avg. Per Game	344.9	276.8
Total Plays	1037	1032
Avg. Per Play	5.3	4.3
Net Yards Rushing	1995	1603
Avg. Per Game	124.7	100.1
Total Rushes	528	445
Net Yards Passing	3524	2825
Avg. Per Game	220.3	176.6
Sacked/Yards Lost	33/247	44/355
Gross Yards	3771	3180
Att./Completions	477/275	543/265
Completion Pct.	57.7	48.8
Had Intercepted	12	25
Punts/Average	76/38.8	89/41.3
Net Punting Avg.	33.7	33.2
Penalties/Yards	96/809	87/749
Fumbles/Ball Lost	29/16	28/11
Touchdowns	48	26
Rushing	19	8
Passing	28	16
Returns	1	2

Score By Periods

	Q1	Q2	Q3	Q4	OT	Pts
Eagles	56	102	96	130	0	384
Opponents	63	60	55	44	0	222

Passing	Att	Cmp	Yds	Cmp%	Y/A	TD	TD%	Int	Int%	Lg	Sk/Lost	Rat
Jaworski	451	257	3529	57.0	7.82	27	6.0	12	2.7	56t	na	91.0
Pisarcik	22	15	187	68.2	8.50	0	0.0	0	0.0	46	na	94.3
Giammona	3	3	55	100.0	18.33	1	33.3	0	0.0	27	na	158.3
Montgomery	1	0	0	0.0	0.00	0	0.0	0	0.0	0	na	39.6
Eagles	477	275	3771	57.7	7.91	28	5.9	12	2.5	56t	33/247	92.1
Opponents	543	265	3180	48.8	5.86	16	2.9	25	4.6	86t	44/355	57.8

Scoring	TD	Ru	Pa	Rt	PAT	FG	2Pt	Pts	INTs	No.	Yds	Avg	Lg	TD		
Franklin	0	0	0	0	48/48	16/31	0	96	Wilson	6	79	13.2	41	0		
Montgomery	10	8	2	0			0	60	Young	4	27	6.8	26	0		
Carmichael	9	0	9	0			0	54	Edwards	3	12	4.0	9	0		
Giammona	5	4	1	0			0	30	Johnson	3	9	3.0	9	0		
L.Harris	4	3	1	0			0	24	Robinson	2	13	6.5	13	0		
Krepfle	4	0	4	0			0	24	Blackmore	2	0	0.0	0	0		
Campfield	3	1	2	0			0	18	Logan	1	16	16.0	16	0		
C.Smith	3	0	3	0			0	18	Bergey	1	7	7.0	7	0		
Spagnola	3	0	3	0			0	18	LeMaster	1	7	7.0	7	0		
Fitzkee	2	0	2	0			0	12	Hairston	1	0	0.0	0	0		
Harrington	1	1	0	0			0	6	Wilkes	1	0	0.0	0	0		
Hogan	1	1	0	0			0	6	Eagles	25	170	6.9	41	0		
Jaworski	1	1	0	0			0	6	Opponents	12	220	18.3	70t	1		
Parker	1	0	1	0			0	6	Sacks: Eagles 44.0, Opponents 33.0							
Robinson	1	0	0	1			0	6								
Eagles	48	19	28	1	48/48	16/31	0	384								
Opponents	26	8	16	2	24/26	14/26	0	222								
									Punting	No.	Yds	Avg	Net	TB	Lg	B

Rushing	No.	Yds	Avg	Lg	TD
Montgomery	193	778	4.0	72t	8
Giammona	98	361	3.7	44	4
L.Harris	104	330	3.2	22	3
Harrington	32	166	5.2	19t	2
Campfield	44	120	2.7	19	1
Jaworski	27	95	3.5	19	1
Hogan	12	44	3.7	12	1
C.Smith	5	33	6.6	16	0
LeMaster	2	21	10.5	11	0
Fitzkee	1	15	15.0	15	0
Sciarra	3	11	3.7	9	0
Dixon	2	8	0.3	0	0
Culbreath	1	3	0.3	3	0
Pisarcik	3	-3	-1.0	-3	0
Eagles	528	1995	3.8	72t	20
Opponents	445	1603	3.6	37t	8

Receiving	No.	Yds	Avg	Lg	TD
Montgomery	50	407	8.1	46	2
Carmichael	48	815	17.0	56t	9
C.Smith	47	825	17.6	31	3
Krepfle	30	450	15.0	27	4
Campfield	26	275	10.6	50	2
Spagnola	18	193	10.7	20	3
Giammona	17	178	10.4	30	1
L.Harris	15	207	13.8	51	1
Parker	9	148	16.4	30	1
Fitzkee	6	169	28.2	45t	2
Henry	4	68	17.0	20	0
Harrington	3	24	8.0	17	0
Gilbert	1	7	7.0	7	0
Dixon	1	5	5.0	5	0
Eagles	275	3771	13.7	56t	28
Opponents	265	3180	12.0	86t	16

Punting	No.	Yds	Avg	Net	TB	Lg	B
Runager	75	2947	39.3	33.7	na	58	1
Eagles	76	2947	38.8	33.7	na	58	1
Opponents	89	3673	41.3	33.2	na	62	na

Punt Returns	Ret	FC	Yds	Avg	Lg	TD
Sciarra	36	1	330	9.2	32	0
Henry	26	1	222	8.5	30	0
Giammona	1	0	8	8.0	8	0
Eagles	63	2	560	8.9	32	0
Opponents	35	9	224	6.4	21	0

Kickoff Returns	No.	Yds	Avg	Lg	TD
Campfield	26	540	20.8	33	0
Henry	7	154	22.0	39	0
Giammona	7	82	11.7	16	0
Harrington	6	104	17.3	30	0
Dixon	2	30	15.0	15	0
Montgomery	1	23	23.0	23	0
Blue	1	16	16.0	16	0
R.Baker	1	6	6.0	6	0
Clarke	1	0	0.0	0	0
Spagnola	1	0	0.0	0	0
Eagles	53	955	18.0	39	0
Opponents	69	1307	18.9	41	0

1979 EAGLES STATISTICS



SCHEDULE & RESULTS (11-5)

S-02	W	23-17	NY Giants	67,366
S-10	L	10-14	Atlanta	66,935
S-16	W	26-14	at New Orleans	54,212
S-23	W	17-13	at NY Giants	74,265
S-30	W	17-14	Pittsburgh	70,352
O-07	W	28-17	Washington	69,142
O-14	W	24-20	at St. Louis	48,367
O-21	L	7-17	at Washington	54,442
O-28	L	13-37	at Cincinnati	42,036
N-04	L	19-24	Cleveland	69,019
N-12	W	31-21	at Dallas	62,417
N-18	W	16-13	St. Louis	70,235
N-25	W	21-10	at Green Bay	50,023
D-02	W	44-7	Detroit	66,128
D-08	L	17-24	Dallas	71,434
D-16	W	26-20	at Houston	49,407
NFC WILD CARD				
D-23	W	27-17	Chicago	69,397
NFC DIVISIONAL PLAYOFF				
D-29	L	17-24	at Tampa Bay	71,402

TEAM STATS

	EAGLES	OPP
Total First Downs	292	273
Rushing	122	128
Passing	150	125
Penalty	20	20
3rd Down: Made/Att	na	na
3rd Down Pct.	na	na
4th Down: Made/Att	na	na
4th Down Pct.	na	na
Possession Avg.	na	na
Total Net Yards	5031	4745
Avg. Per Game	314.7	296.6
Total Plays	1011	1019
Avg. Per Play	5.0	4.7
Net Yards Rushing	2421	2271
Avg. Per Game	151.3	141.9
Total Rushes	567	515
Net Yards Passing	2610	2474
Avg. Per Game	163.4	154.6
Sacked/Yards Lost	34/272	45/324
Gross Yards	2882	2798
Att./Completions	410/209	459/243
Completion Pct.	51.0	52.9
Had Interceded	13	22
Punts/Average	76/38.9	85/39.9
Net Punting Avg.	34.7	33.5
Penalties/Yards	90/689	86/641
Fumbles/Ball Lost	37/16	20/11
Touchdowns	39	34
Rushing	17	16
Passing	21	18
Returns	1	0

Score By Periods

	Q1	Q2	Q3	Q4	OT	Pts
Eagles	58	122	86	73	0	339
Opponents	53	67	52	110	0	282

Passing	Att	Cmp	Yds	Cmp%	Y/A	TD	TD%	Int	Int%	Lg	Sk/Lost	Rat
Jaworski	374	190	2669	50.8	7.14	18	4.8	12	3.2	53t	na	76.8
Walton	36	19	213	52.8	5.92	3	8.3	1	2.8	31	na	86.9
Eagles	410	209	2882	51.0	7.03	21	5.1	13	3.2	53t	34/272	77.7
Opponents	459	243	2798	52.9	6.10	18	3.9	23	5.0	78	45/324	63.8

Scoring	TD	Ru	Pa	Rt	PAT	FG	2Pt	Pts	INTs	No.	Yds	Avg	Lg	TD
Franklin	0	0	0	0	36/39	23/31	0	105	Wilson	4	70	17.5	50	0
Montgomery	14	9	5	0			0	84	Logan	3	57	19.0	35	0
Carmichael	11	0	11	0			0	66	Howard	3	34	11.3	34	0
Campfield	3	3	0	1			0	24	Edwards	3	6	2.0	6	0
Krepfle	3	0	3	0			0	18	Sciarra	2	45	22.5	34	0
Harris	2	2	0	0			0	12	Chesley	2	39	19.5	25	0
Jaworski	2	2	0	0			0	12	Bunting	2	13	6.5	13	0
Barnes	1	1	0	0			0	6	Wilkes	2	0	0.0	0	0
Fitzkee	1	0	1	0			0	6	Bergey	1	0	0.0	0	0
Smith	1	0	1	0			0	6	Eagles	22	264	12.0	50	0
Eagles	39	17	21	1	36/39	23/31	0	339	Opponents	13	132	10.2	23	0
Opponents	34	16	18	0	33/34	15/23	0	282						

Rushing	No.	Yds	Avg	Lg	TD
Montgomery	338	1512	4.5	62t	9
Harris	107	504	4.7	80	2
Campfield	30	165	5.5	40	3
Jaworski	43	119	2.8	21	2
Barnes	25	74	3.0	21	1
Giammona	15	38	2.5	9	0
LeMaster	1	15	15.0	15	0
Carmichael	1	0	0.0	0	0
Carr	1	-1	-1.0	-1	0
Walton	6	-5	-0.8	2	0
Eagles	567	2421	4.3	80	17
Opponents	515	2271	4.4	75	16

Receiving	No.	Yds	Avg	Lg	TD
Carmichael	52	872	16.8	50	11
Krepfle	41	760	18.5	45	3
Montgomery	41	494	12.0	53t	5
Smith	24	399	16.6	39	1
Harris	22	107	4.9	15	0
Campfield	16	115	7.2	17	0
Fitzkee	8	105	13.1	19	1
Spagnola	2	24	12.0	14	0
Barnes	1	6	6.0	6	0
Carr	1	2	2.0	2	0
McRae	1	-2	-2.0	-2	0
Eagles	209	2882	13.8	53t	21
Opponents	243	2798	11.5	78t	18

Sacks: Eagles 45.0, Opponents 34.0

Punting	No.	Yds	Avg	Net	TB	Lg	B
Runager	74	2927	39.6	34.8	na	57	1
Franklin	1	32	32.0	32.0	na	32	0
Eagles	76	2959	38.9	34.7	na	57	1
Opponents	85	3392	39.9	33.5	na	62	na

Punt Returns	Ret	FC	Yds	Avg	Lg	TD
Henry	35	7	320	9.1	34	0
Sciarra	16	0	182	11.4	38	0
Giammona	5	0	42	8.4	14	0
Blackmore	1	1	0	0.0	0	0
Eagles	57	8	544	9.5	38	0
Opponents	34	10	200	5.9	24	0

Kickoff Returns	No.	Yds	Avg	Lg	TD
Henry	28	668	23.9	53	0
Giammona	15	294	19.6	31	0
Campfield	7	251	35.9	92t	1
Wilson	2	0	0.0	0	0
Barnes	1	23	23.0	23	0
Latimer	1	18	18.0	18	0
Montgomery	1	6	6.0	6	0
Smith	1	1	1.0	1	0
Eagles	56	1261	22.5	92t	1
Opponents	69	1267	18.4	38	0

1978 EAGLES STATISTICS



SCHEDULE & RESULTS (9-7)

S-03	L	14-16	LA Rams	64,721
S-10	L	30-35	at Washington	54,380
S-17	W	24-17	at New Orleans	49,242
S-24	W	17-3	Miami	62,998
O-01	W	17-14	at Baltimore	47,639
O-08	L	14-24	at New England	61,016
O-15	W	17-10	Washington	65,722
O-22	L	7-14	at Dallas	60,525
O-29	L	10-16	St. Louis	62,989
N-05	W	10-3	Green Bay	64,214
N-12	W	17-9	NY Jets	60,249
N-19	W	19-17	at NY Giants	70,318
N-26	W	14-10	at St. Louis	39,693
D-03	L	27-28	at Minnesota	38,722
D-10	L	13-31	Dallas	64,667
D-17	W	20-3	NY Giants	56,396
NFC WILD CARD				
D-24	L	13-14	at Atlanta	49,447

TEAM STATS

	EAGLES	OPP
Total First Downs	271	248
Rushing	143	92
Passing	112	136
Penalty	16	20
3rd Down: Made/Att	na	na
3rd Down Pct.	na	na
4th Down: Made/Att	na	na
4th Down Pct.	na	na
Possession Avg.	na	na
Total Net Yards	4653	4635
Avg. Per Game	290.8	289.7
Total Plays	1029	1000
Avg. Per Play	4.5	4.6
Net Yards Rushing	2456	1862
Avg. Per Game	153.5	116.4
Total Rushes	587	504
Net Yards Passing	2197	2773
Avg. Per Game	137.3	173.3
Sacked/Yards Lost	41/288	29/213
Gross Yards	2485	2986
Att./Completions	401/207	448/228
Completion Pct.	51.6	50.9
Had Intercepted	16	28
Punts/Average	92/36.8	83/39.1
Net Punting Avg.	30.8	31.7
Penalties/Yards	91/800	102/874
Fumbles/Ball Lost	37/22	40/22
Touchdowns	36	30
Rushing	16	11
Passing	16	17
Returns	4	2

Score By Periods

	Q1	Q2	Q3	Q4	OT	Pts
Eagles	41	84	36	109	0	270
Opponents	81	71	54	44	0	250

Passing	Att	Cmp	Yds	Cmp%	Y/A	TD	TD%	Int	Int%	Lg	Sk/Lost	Rat
Jaworski	398	206	2487	51.8	6.25	16	4.0	16	2.5	56t	41/288	67.9
Sciarra	1	0	0	0.0	0.00	0	0.0	0	0.0	--	0/0	39.6
Walton	1	0	0	0.0	0.00	0	0.0	0	0.0	--	0/0	39.6
Engles	1	1	-2	100.0	-2.00	0	0.0	0	0.0	-2	0/0	79.2
Eagles	401	207	2485	51.6	6.20	16	4.0	16	4.0	56t	41/288	67.6
Opponents	448	228	2986	50.9	6.67	17	3.8	28	6.3	58t	29/213	58.9

Scoring	TD	Ru	Pa	Rt	PAT	FG	2Pt	Pts	INTs	No.	Yds	Avg	Lg	TD
Montgomery	10	9	1	0			0	60	Edwards	7	59	8.4	25	0
Carmichael	8	0	8	0			0	48	Sanders	5	43	8.6	24	1
Mike-Mayer	0	0	0	0	21/24	8/17	0	45	Bergey	4	70	17.5	50	0
Hogan	5	4	1	0			0	30	LeMaster	3	22	7.3	9t	1
Krepfle	3	0	3	0			0	18	Howard	3	15	5.0	15	0
Sciarra	2	2	0	0			0	12	Logan	2	15	7.5	9	0
C.Smith	2	0	2	0			0	12	Sciarra	1	21	21.0	21	0
Michel	0	0	0	0	9/12	0/0	0	9	Hairston	1	12	12.0	12	0
Barnes	1	1	0	0			0	6	Bunting	1	9	9.0	9	0
Edwards	1	0	0	1			0	6	Mahalic	1	5	5.0	5	0
Henry	1	0	0	1			0	6	Eagles	28	271	9.7	50	2
LeMaster	1	0	0	1			0	6	Opponents	16	131	8.1	34	0
Payne	1	0	1	0			0	6						
Sanders	1	0	0	1			0	6						

Eagles	36	16	16	4	30/36	8/17	0	270
Opponents	30	11	17	2	28/30	14/26	0	250

Rushing	No.	Yds	Avg	Lg	TD
Montgomery	259	1220	4.7	47	9
Hogan	145	607	4.2	33	4
Campfield	61	247	4.1	50	0
Franklin	60	167	2.8	9	0
Jaworski	30	79	2.6	15	0
Betterson	11	32	2.9	5	0
LeMaster	2	29	14.5	23	0
Carmichael	1	21	21.0	21	0
Payne	1	17	17.0	17	0
Engles	1	16	16.0	16	0
Sciarra	8	11	1.4	4	2
Giammona	4	6	1.5	3	0
Barnes	1	4	4.0	4t	1
Walton	2	0	0.0	0	0
Michel	1	0	0.0	0	0
Eagles	587	2456	4.2	50	16
Opponents	504	1862	3.7	24	11

Receiving	No.	Yds	Avg	Lg	TD
Carmichael	55	1072	19.5	56t	8
Montgomery	34	195	5.7	23	1
Hogan	31	164	5.3	16	1
Krepfle	26	374	14.4	34t	3
Campfield	15	101	6.7	25	0
Payne	13	238	15.9	50	1
Osborne	13	145	11.2	48	0
Smith	11	142	12.9	27t	2
Franklin	7	46	6.6	15	0
Betterson	2	8	4.0	5	0
Eagles	207	2485	12.0	56t	16
Opponents	228	2986	13.1	58t	17

Sacks: Eagles 29.0, Opponents 41.0

Punting	No.	Yds	Avg	Net	TB	Lg	B
Michel	58	2078	35.8	30.9	na	52	0
Engles	33	1307	39.6	30.6	na	53	1
Eagles	92	3385	36.8	30.8	na	53	1
Opponents	83	3245	39.1	31.7	na	66	na

Punt Returns	Ret	FC	Yds	Avg	Lg	TD
Sciarra	37	9	251	6.8	23	0
Henry	11	1	165	15.0	15t	1
Giammona	0	1	0	0.0	0	0
Eagles	48	11	416	8.7	57t	1
Opponents	47	12	354	7.5	80t	1

Kickoff Returns	No.	Yds	Avg	Lg	TD
Campfield	18	368	20.4	31	0
Giammona	12	245	20.4	31	0
Betterson	7	185	26.4	44	0
Montgomery	6	154	25.7	34	0
Lusk	3	61	20.3	24	0
Henry	3	54	18.0	24	0
Tautolo	3	45	15.0	24	0
Barnes	2	22	11.0	18	0
Sciarra	1	0	0.0	0	0
Eagles	55	1134	20.6	44	0
Opponents	56	1154	20.6	41	0

1977 EAGLES STATISTICS



SCHEDULE & RESULTS (5-9)

S-18	W	13-3	Tampa Bay	61,549
S-25	L	0-20	at LA Rams	46,031
O-02	L	13-17	at Detroit	57,236
O-09	W	28-10	at NY Giants	48,824
O-16	L	17-21	St. Louis	60,535
O-23	L	10-16	Dallas	65,507
O-30	L	17-23	at Washington	55,031
N-06	W	28-7	New Orleans	53,482
N-13	L	14-17	Washington	60,702
N-20	L	16-21	at St. Louis	48,768
N-27	L	6-14	at New England	57,893
D-04	L	14-24	at Dallas	60,289
D-11	W	17-14	NY Giants	47,731
D-18	W	27-0	NY Jets	19,241

TEAM STATS

	EAGLES	OPP
Total First Downs	211	216
Rushing	98	95
Passing	100	106
Penalty	13	15
3rd Down: Made/Att	na	na
3rd Down Pct.	na	na
4th Down: Made/Att	na	na
4th Down Pct.	na	na
Possession Avg.	na	na
Total Net Yards	3575	3793
Avg. Per Game	255.4	270.9
Total Plays	880	925
Avg. Per Play	4.1	4.1
Net Yards Rushing	1719	1917
Avg. Per Game	122.7	136.9
Total Rushes	484	520
Net Yards Passing	1856	1876
Avg. Per Game	132.5	134.0
Sacked/Yards Lost	47/342	47/316
Gross Yards	2198	2192
Att./Completions	349/167	358/183
Completion Pct.	47.9	51.1
Had Intercepted	21	21
Punts/Average	95/36.5	91/38.7
Net Punting Avg.	32.8	31.0
Penalties/Yards	78/642	85/703
Fumbles/Ball Lost	30/16	26/13
Touchdowns	29	25
Rushing	10	10
Passing	18	14
Returns	1	1

Score By Periods

	Q1	Q2	Q3	Q4	OT	Pts
Eagles	34	81	40	65	0	220
Opponents	42	64	43	58	0	207

Passing	Att	Cmp	Yds	Cmp%	Y/A	TD	TD%	Int	Int%	Lg	Sk/Lost	Rat
Jaworski	346	166	2183	48.0	6.31	18	5.2	21	6.1	55t	47/342	60.4
Gabriel	3	1	15	33.3	5.00	0	0.0	0	0.0	15	0/0	50.7
Eagles	349	167	2198	47.9	6.30	18	5.2	21	6.0	55t	47/342	60.3
Opponents	358	183	2192	51.1	6.12	14	3.9	21	5.9	80t	47/316	58.8

Scoring	TD	Ru	Pa	Rt	PAT	FG	2Pt	Pts	INTs	No.	Yds	Avg	Lg	TD
Carmichael	7	0	7	0			0	42	Sanders	6	122	20.3	45	0
Jaworski	5	5	0	0			0	30	Edwards	6	9	1.5	6	0
Muhlmann	0	0	0	0	17/19	3/8	0	26	Logan	5	124	24.8	45	0
Smith	4	0	4	0			0	24	Outlaw	2	41	20.5	38	0
Krepfle	3	0	3	0			0	18	Bergey	2	4	2.0	4	0
Lusk	3	2	1	0			0	18	Eagles	21	300	14.3	45	0
Montgomery	3	2	0	1			0	18	Opponents	21	256	12.1	41	0
Mike-Mayer	0	0	0	0	7/7	3/3	0	16						
Sullivan	2	0	2	0			0	12						
Betterson	1	1	0	0			0	6						
Hogan	1	0	1	0			0	6						
Johansson	0	0	0	0	1/3	1/4	0	4						

Sacks: Eagles 47.0, Opponents 47.0

Punting	No.	Yds	Avg	Net	TB	Lg	B
Jones	93	3463	37.2	32.8	na	68	2
Eagles	95	3463	36.5	32.8	na	68	2
Opponents	91	3523	38.7	31.0	na	56	na

Rushing	No.	Yds	Avg	Lg	TD	Punt Returns	Ret	FC	Yds	Avg	Lg	TD
Hogan	155	546	3.5	19	0	Marshall	46	5	489	10.6	48	0
Sullivan	125	363	2.9	14	0	Henry	2	0	25	12.5	22	0
Betterson	62	233	3.8	17t	1	Mitchell	2	0	4	2.0	4	0
Lusk	52	229	4.4	70t	2	Eagles	50	5	518	10.4	48	0
Montgomery	45	183	4.1	27t	2	Opponents	45	14	244	5.4	18	0
Jaworski	40	124	3.1	44	5							
LeMaster	1	30	30.0	30	0							
Smith	2	13	6.5	8	0							
Franklin	1	0	0.0	0	0							
Henry	1	-2	-2.0	-2	0							

Receiving	No.	Yds	Avg	Lg	TD	Kickoff Returns	No.	Yds	Avg	Lg	TD
Carmichael	46	665	14.5	50t	7	Montgomery	23	619	26.9	99t	1
Smith	33	464	14.1	32	4	Marshall	20	455	22.8	44	0
Krepfle	27	530	19.6	55t	3	Lusk	1	23	23.0	23	0
Sullivan	26	223	8.6	30	2	Betterson	1	13	13.0	13	0
Hogan	19	118	6.2	51t	1	Eagles	45	1110	24.7	99t	1
Lusk	5	102	20.4	36t	1	Opponents	47	940	20.0	43	0
Betterson	4	41	10.3	15	0						
Montgomery	3	18	6.0	8	0						
Henry	2	16	8.0	14	0						
Papale	1	15	15.0	15	0						
Osborne	1	6	6.0	6	0						

	No.	Yds	Avg	Lg	TD
Eagles	167	2198	13.2	55t	18
Opponents	183	2192	11.9	80t	14

1976 EAGLES STATISTICS



SCHEDULE & RESULTS (4-10)

S-12	L	7-27	at Dallas	55,530
S-19	W	20-7	NY Giants	60,643
S-27	L	17-20	Washington (OT)	60,131
O-03	W	14-13	at Atlanta	45,535
O-10	L	14-33	St. Louis	44,933
O-17	L	13-28	at Green Bay	55,398
O-24	L	12-31	Minnesota	56,233
O-31	W	10-0	at NY Giants	68,690
N-07	L	14-17	at St. Louis	60,760
N-14	L	3-24	at Cleveland	62,120
N-21	L	7-26	Oakland	62,133
N-28	L	0-24	at Washington	54,292
D-05	L	7-26	Dallas	55,072
D-12	W	27-10	Seattle	37,949

TEAM STATS

	EAGLES	OPP
Total First Downs	220	262
Rushing	109	113
Passing	91	129
Penalty	20	20
3rd Down: Made/Att	na	na
3rd Down Pct.	na	na
4th Down: Made/Att	na	na
4th Down Pct.	na	na
Possession Avg.	na	na
Total Net Yards	3572	4600
Avg. Per Game	255.1	328.6
Total Plays	915	954
Avg. Per Play	3.9	4.8
Net Yards Rushing	2080	2050
Avg. Per Game	148.6	146.4
Total Rushes	505	532
Net Yards Passing	1492	2550
Avg. Per Game	106.6	182.1
Sacked/Yards Lost	43/352	19/138
Gross Yards	1844	2688
Att./Completions	369/182	404/237
Completion Pct.	49.3	58.7
Had Intercepted	18	9
Punts/Average	97/35.5	86/37.9
Net Punting Avg.	29.9	31.1
Penalties/Yards	91/722	105/927
Fumbles/Ball Lost	33/14	31/15
Touchdowns	19	35
Rushing	8	16
Passing	11	17
Returns	0	2

Score By Periods

	Q1	Q2	Q3	Q4	OT	Pts
Eagles	34	53	23	55	0	165
Opponents	41	100	69	73	3	286

Passing	Att	Cmp	Yds	Cmp%	Y/A	TD	TD%	Int	Int%	Lg	Sk/Lost	Rat
Boryla	246	123	1247	50.0	5.07	9	3.7	14	5.7	48	29/235	53.3
Gabriel	92	46	476	50.0	5.17	2	2.2	2	2.2	34	13/111	63.5
Walton	28	12	125	42.9	4.46	0	0.0	2	7.1	33	1/6	26.6
Carmichael	2	0	0	0.0	0.00	0	0.0	0	0.0	0	0/0	39.6
Jones	1	1	-4	100.0	-4.00	0	0.0	0	0.0	0	0/0	79.2
Eagles	369	182	1844	49.3	5.00	11	3.0	18	4.9	48	43/352	53.6
Opponents	404	237	2688	58.7	6.65	17	4.2	9	2.2	69	19/138	83.4

Scoring	TD	Ru	Pa	Rt	PAT	FG	2Pt	Pts	INTs	No.	Yds	Avg	Lg	TD
Muhlmann	0	0	0	0	18/19	11/16	0	51		2	63	31.5	52	0
Carmichael	5	0	5	0			0	30		2	48	24.0	37	0
C.Smith	5	1	4	0			0	30		2	19	9.5	19	0
Sullivan	3	2	1	0			0	18		1	38	38.0	38	0
Boryla	2	2	0	0			0	12		1	27	27.0	27	0
Hampton	1	1	0	0			0	6		1	0	0.0	0	0
Krepfle	1	0	1	0			0	6						
Malone	1	1	0	0			0	6						
Olds	1	1	0	0			0	6						
Eagles	19	8	11	0	18/19	11/16	0	165		9	195	21.7	52	0
Opponents	35	16	17	2	33/35	13/23	0	286		18	189	10.5	37	1

Sacks: Eagles 19.0, Opponents 43.0

Punting	No.	Yds	Avg	Net	TB	Lg	B
Jones	94	3445	36.6	29.9	na	57	3
Eagles	97	3445	35.5	29.9	na	57	3
Opponents	86	3260	37.9	31.1	na	58	na

Punt Returns	Ret	FC	Yds	Avg	Lg	TD
Marshall	27	9	290	10.7	29	0
Bradley	9	5	64	7.1	23	0
Clark	4	0	57	14.3	24	0
Burke	1	0	14	14.0	14	0
Eagles	41	14	425	10.4	29	0
Opponents	53	10	405	7.6	55	0

Kickoff Returns	No.	Yds	Avg	Lg	TD
Marshall	30	651	21.7	41	0
McAlister	9	172	19.1	28	0
Lusk	7	155	22.1	27	0
Sullivan	5	108	21.6	26	0
Hampton	3	46	15.3	23	0
Olds	1	11	11.0	11	0
Ehlers	1	8	8.0	8	0
C.Smith	1	3	3.0	3	0
Bleamer	1	0	0.0	0	0
Eagles	58	1154	19.8	41	0
Opponents	44	902	20.5	53	0

Receiving	No.	Yds	Avg	Lg	TD
Carmichael	42	503	12.0	24	5
Hogan	30	374	12.5	29	0
Young	27	412	15.3	48t	4
C.Smith	15	89	6.0	12	0
Sullivan	14	116	8.3	21	1
Lusk	13	119	9.2	42	0
McAlister	12	72	6.0	25	0
Hampton	12	57	4.8	19	0
Olds	9	29	3.2	14	0
Krepfle	6	80	13.3	17	1
Malone	1	-3	-3.0	-3	0
LeMaster	1	-4	-4.0	-4	0
Eagles	182	1794	10.1	48t	11
Opponents	237	2688	11.3	69	17

1975 EAGLES STATISTICS



SCHEDULE & RESULTS (4-10)

S-21	L	14-23	NY Giants	60,798
S-28	L	13-15	at Chicago	54,392
O-05	W	26-10	Washington	64,397
O-12	L	16-24	at Miami	60,127
O-19	L	20-31	at St. Louis	45,242
O-26	L	17-20	Dallas	64,889
N-03	L	3-42	LA Rams	64,601
N-09	L	23-24	St. Louis	60,277
N-16	W	13-10	at NY Giants	53,434
N-23	L	17-27	at Dallas	57,893
N-30	W	27-17	San Francisco	56,694
D-07	L	0-31	Cincinnati	56,984
D-14	L	10-25	at Denver	37,080
D-21	W	26-3	at Washington	49,385

TEAM STATS

	EAGLES	OPP
Total First Downs	237	275
Rushing	84	130
Passing	134	123
Penalty	19	22
3rd Down: Made/Att	na	na
3rd Down Pct.	na	na
4th Down: Made/Att	na	na
4th Down Pct.	na	na
Possession Avg.	na	na
Total Net Yards	4142	4771
Avg. Per Game	295.9	340.8
Total Plays	949	970
Avg. Per Play	4.4	4.9
Net Yards Rushing	1702	2233
Avg. Per Game	121.6	159.5
Total Rushes	461	529
Net Yards Passing	2440	2538
Avg. Per Game	174.3	181.3
Sacked/Yards Lost	30/200	17/120
Gross Yards	2640	2658
Att./Completions	458/238	424/226
Completion Pct.	52.0	53.3
Had Intercepted	23	26
Punts/Average	83/38.9	65/37.0
Net Punting Avg.	na	na
Penalties/Yards	81/744	96/769
Fumbles/Ball Lost	29/12	30/18
Touchdowns	24	36
Rushing	3	20
Passing	19	13
Returns	2	3

Score By Periods

	Q1	Q2	Q3	Q4	OT	Pts
Eagles	52	66	33	74	0	225
Opponents	43	108	50	101	0	302

Passing	Att	Cmp	Yds	Cmp%	Y/A	TD	TD%	Int	Int%	Lg	Sk/Lost	Rat
Gabriel	292	151	1644	51.7	5.63	13	4.5	11	3.8	62t	18/131	67.8
Boryla	166	87	996	52.4	6.00	6	3.6	12	7.2	46	12/69	52.7
Eagles	458	238	2640	52.0	5.76	19	4.1	23	5.0	62t	30/200	62.3
Opponents	424	226	2658	53.3	6.27	13	3.1	26	6.1	66t	17/120	57.3

Scoring	TD	Ru	Pa	Rt	PAT	FG	2Pt	Pts	INTs	No.	Yds	Avg	Lg	TD
Muhlmann	0	0	0	0	21/24	20/29	0	81	Bradley	5	56	11.2	20	0
Carmichael	7	0	7	0			0	42	Outlaw	5	23	4.6	23	0
C.Smith	6	0	6	0			0	36	LeMaster	4	133	33.3	89t	1
McAlister	3	1	2	0			0	18	Parker	4	15	3.8	11	0
Young	3	0	3	0			0	18	Lavender	3	59	19.7	36t	1
James	2	1	1	0			0	12	Bergey	3	48	16.0	20	0
Gabriel	1	1	0	0			0	6	Bunting	1	6	6.0	6	0
Lavender	1	0	0	1			0	6	Logan	1	4	4.0	4	0
LeMaster	1	0	0	1			0	6	Eagles	26	344	13.2	89t	2
Eagles	24	3	19	2	21/24	20/29	0	225	Opponents	23	411	17.9	76t	2
Opponents	36	20	13	3	32/36	18/27	0	302						

Sacks: Eagles 17.0, Opponents 30.0

Punting	No.	Yds	Avg	Net	TB	Lg	B
S.Jones	68	2742	40.3	na	na	64	0
Kersey	15	489	32.6	na	na	50	0
Eagles	83	3231	38.9	na	na	64	0
Opponents	65	2406	37.0	na	na	54	0

Punt Returns	Ret	FC	Yds	Avg	Lg	TD
Marshall	23	2	235	10.2	39	0
Morgan	8	0	60	7.5	13	0
Bradley	4	3	4	1.0	6	0
Eagles	35	5	299	8.5	39	0
Opponents	58	6	530	9.1	51	1

Kickoff Returns	No.	Yds	Avg	Lg	TD
Marshall	22	557	25.3	33	0
James	13	311	23.9	38	0
McAlister	12	278	23.2	42	0
Morgan	7	170	24.3	33	0
Sullivan	3	42	14.0	23	0
Opperman	1	15	15.0	15	0
Sisemore	1	15	15.0	15	0
Eagles	59	1388	23.5	42	0
Opponents	51	1149	22.5	50	0

1974 EAGLES STATISTICS



SCHEDULE & RESULTS (7-7)

S-15	L	3-7	at St. Louis	40,322
S-23	W	13-10	Dallas	64,088
S-29	W	30-10	Baltimore	64,205
O-06	W	13-7	at San Diego	36,124
O-13	W	35-7	NY Giants	64,801
O-20	L	24-31	at Dallas	43,586
O-27	L	10-14	at New Orleans	64,257
N-03	L	0-27	at Pittsburgh	47,996
N-10	L	20-27	Washington	65,947
N-17	L	3-13	St. Louis	61,982
N-24	L	7-26	at Washington	54,395
D-01	W	36-14	Green Bay	42,030
D-08	W	20-7	at NY Giants	46,889
D-15	W	28-17	Detroit	57,157

TEAM STATS

	EAGLES	OPP
Total First Downs	244	248
Rushing	79	105
Passing	141	129
Penalty	24	14
3rd Down: Made/Att	na	na
3rd Down Pct.	na	na
4th Down: Made/Att	na	na
4th Down Pct.	na	na
Possession Avg.	na	na
Total Net Yards	3597	4270
Avg. Per Game	256.9	305.0
Total Plays	917	922
Avg. Per Play	3.9	4.6
Net Yards Rushing	1385	1797
Avg. Per Game	98.9	128.3
Total Rushes	415	460
Net Yards Passing	2212	2473
Avg. Per Game	158.0	176.6
Sacked/Yards Lost	42/319	28/211
Gross Yards	2531	2684
Att./Completions	461/258	434/230
Completion Pct.	55.9	52.9
Had Intercepted	17	18
Punts/Average	84/36.0	73/39.0
Net Punting Avg.	na	na
Penalties/Yards	76/722	86/722
Fumbles/Ball Lost	32/12	36/16
Touchdowns	31	26
Rushing	13	14
Passing	14	9
Returns	4	3

Score By Periods

	Q1	Q2	Q3	Q4	OT	Pts
Eagles	49	88	75	30	0	242
Opponents	34	65	65	53	0	217

Passing	Att	Cmp	Yds	Cmp%	Y/A	TD	TD%	Int	Int%	Lg	Sk/Lost	Rat
Gabriel	338	193	1867	57.1	5.52	9	2.7	12	3.6	64t	35/259	66.8
Boryla	102	60	580	58.8	5.69	5	4.9	3	2.9	29	4/39	78.9
Reaves	20	5	84	25.0	4.20	0	0.0	2	10.0	29	3/21	5.0
Eagles	460	258	2531	56.1	5.50	14	3.0	17	3.7	64t	42/319	66.5
Opponents	434	230	2684	53.0	6.18	9	2.1	18	4.1	57	28/211	61.6

Scoring	TD	Ru	Pa	Rt	PAT	FG	2Pt	Pts	INTs	No.	Yds	Avg	Lg	TD
Sullivan	12	11	1	0			0	72	Bergey	5	57	11.4	27	0
Dempsey	0	0	0	0	26/30	10/16	0	56	Bunting	2	23	11.5	12	0
Carmichael	8	0	8	0			0	48	Outlaw	2	22	11.0	22	0
Young	3	0	3	0			0	18	Bradley	2	19	9.5	10	0
James	2	2	0	0			0	12	Zabel	2	12	6.0	7	0
Lavender	2	0	0	2			0	12	Logan	2	2	1.0	2	0
Zimmerman	2	0	2	0			0	12	Lavender	1	37	37.0	37t	1
Dunstan	1	0	0	1			0	6	Patton	1	4	4.0	4	0
Wynn	1	0	0	1			0	6	Halverson	1	0	0.0	0	0
Eagles	31	13	14	4	26/30	10/16	0	242	Eagles	18	176	9.8	37t	1
Opponents	26	14	9	3	25/26	12/25	0	217	Opponents	17	362	21.3	54	1

Rushing	No.	Yds	Avg	Lg	TD
Sullivan	244	760	3.1	28t	11
James	67	276	4.1	15	2
Bulaich	50	152	3.0	13	0
Gabriel	14	76	5.4	11	0
Young	6	38	6.3	14	0
Bailey	10	32	3.2	11	0
Boryla	6	25	4.2	11	0
Oliver	7	19	2.7	7	0
Reaves	1	8	8.0	8	0
Jackson	7	3	0.4	2	0
Eagles	412	1389	3.3	28t	13
Opponents	460	1797	3.9	34	14

Receiving	No.	Yds	Avg	Lg	TD
Young	63	696	11.0	29	3
Carmichael	56	649	11.6	39	8
Sullivan	39	312	8.0	23	1
James	33	230	6.9	34	0
Zimmerman	30	368	12.3	64t	2
Bulaich	28	204	7.2	26	0
Bailey	6	27	4.5	15	0
Jackson	2	17	8.5	9	0
C.Smith	1	28	28.0	28	0
Eagles	258	2531	9.8	64t	14
Opponents	230	2684	11.6	57	9

Sacks: Eagles 28.0, Opponents 42.0

Punting	No.	Yds	Avg	Net	TB	Lg	B
Kersey	82	2959	36.1	na	na	59	0
Bradley	2	67	33.5	na	na	35	0
Eagles	84	3026	36.0	na	na	59	2
Opponents	73	2851	39.0	na	na	59	1

Punt Returns	Ret	FC	Yds	Avg	Lg	TD
Bradley	22	5	248	11.3	22	0
Marshall	8	0	72	9.0	21	0
C.Smith	4	0	7	1.8	11	0
Reeves	3	0	12	4.0	9	0
Eagles	37	5	339	9.2	22	0
Opponents	37	14	252	6.8	19	0

Kickoff Returns	No.	Yds	Avg	Lg	TD
Marshall	16	412	25.8	44	0
Jackson	14	339	24.2	52	0
James	12	238	19.8	29	0
Kramer	2	39	19.5	23	0
Kirksey	1	19	19.0	19	0
Bailey	1	14	14.0	14	0
Chesson	1	1	1.0	1	0
Zimmerman	1	0	0.0	0	0
Eagles	48	1062	22.1	52	0
Opponents	46	1030	22.4	102t	1

1973 EAGLES STATISTICS



SCHEDULE & RESULTS (5-8-1)

S-16	L	23-34	St. Louis	61,103
S-23	T	23-23	at NY Giants	62,289
S-30	L	7-28	Washington	64,147
O-07	L	26-27	at Buffalo	72,364
O-14	W	27-24	at St. Louis	44,400
O-21	L	21-28	at Minnesota	47,478
O-28	W	30-16	Dallas	63,300
N-04	W	24-23	New England	65,070
N-11	L	27-44	Atlanta	63,114
N-18	L	10-31	at Dallas	59,375
N-25	W	20-16	NY Giants	63,086
D-02	L	28-38	at San Francisco	51,155
D-09	W	24-23	NY Jets	34,621
D-16	L	20-38	at Washington	49,484

TEAM STATS

	EAGLES	OPP
Total First Downs	267	286
Rushing	103	136
Passing	147	135
Penalty	17	15
3rd Down: Made/Att	na	na
3rd Down Pct.	na	na
4th Down: Made/Att	na	na
4th Down Pct.	na	na
Possession Avg.	na	na
Total Net Yards	4798	5062
Avg. Per Game	342.1	361.2
Total Plays	930	903
Avg. Per Play	5.1	5.6
Net Yards Rushing	1791	2423
Avg. Per Game	127.9	172.7
Total Rushes	417	512
Net Yards Passing	2998	2639
Avg. Per Game	214.1	188.5
Sacked/Yards Lost	34/238	21/150
Gross Yards	3236	2789
Att./Completions	479/275	370/219
Completion Pct.	57.4	59.2
Had Intercepted	13	15
Punts/Average	64/40.8	49/39.9
Net Punting Avg.	na	na
Penalties/Yards	61/566	73/692
Fumbles/Ball Lost	41/15	31/15
Touchdowns	34	47
Rushing	9	22
Passing	23	22
Returns	2	3

Score By Periods

	Q1	Q2	Q3	Q4	OT	Pts
Eagles	55	77	103	75	0	310
Opponents	90	121	61	121	0	393

Passing	Att	Cmp	Yds	Cmp%	Y/A	TD	TD%	Int	Int%	Lg	Sk/Lost	Rat
Gabriel	460	270	3219	58.7	7.00	23	5.0	12	2.6	80t	31/219	85.9
Reaves	19	5	17	26.3	8.95	0	0.0	1	5.3	6	3/19	17.7
Eagles	479	275	3236	57.4	6.76	23	4.8	13	2.7	80t	34/238	82.8
Opponents	370	219	2789	59.2	7.54	22	5.9	15	4.1	65t	21/150	85.7

Scoring	TD	Ru	Pa	Rt	PAT	FG	2Pt	Pts	INTs	No.	Yds	Avg	Lg	TD
Dempsey	0	0	0	0	34/34	24/40	0	106	Logan	5	38	7.6	30	0
Carmichael	9	0	9	0			0	54	Bradley	4	21	5.2	18	0
Young	7	1	6	0			0	42	Outlaw	2	48	24.0	45t	1
Sullivan	5	4	1	0			0	30	Zabel	2	13	6.5	7	0
Bulaich	4	1	3	0			0	24	Sodaski	1	0	0.0	0	0
Zimmerman	3	0	3	0			0	18	Wirgowski	1	0	0.0	0	0
Bailey	1	0	1	0			0	6	Eagles	15	120	8.0	45t	1
Bouggess	1	1	0	0			0	6	Opponents	13	287	22.1	56	1
Gabriel	1	1	0	0			0	6						
James	1	1	0	0			0	6						
Outlaw	1	0	0	1			0	6						
Wynn	1	0	0	1			0	6						

Sacks: Eagles 21.0, Opponents 34.0

Punting	No.	Yds	Avg	Net	TB	Lg	B
McNeill	46	1881	40.9	na	na	66	0
Bradley	18	735	40.8	na	na	61	0
Eagles	64	2616	40.8	na	na	66	0
Opponents	49	1957	39.9	na	na	62	0

Rushing	No.	Yds	Avg	Lg	TD
Sullivan	217	968	4.5	37	4
Bulaich	106	436	4.1	20	1
James	36	178	4.9	24	1
Bailey	20	91	4.5	15	0
Carmichael	3	42	14.0	23	0
Bouggess	15	34	2.3	11	1
Young	4	24	6.0	17t	1
Gabriel	12	10	0.8	5	1
Oliver	1	6	6.0	6	0
Reaves	2	2	1.0	3	0
Bradley	1	0	0.0	0	0
Eagles	417	1791	4.3	37	9
Opponents	512	2423	4.7	54	22

Punt Returns	Ret	FC	Yds	Avg	Lg	TD
Bradley	8	12	106	13.3	43	0
Alexander	5	5	10	2.0	5	0
Davis	2	0	0	0.0	4	0
Eagles	15	17	116	7.7	43	0
Opponents	35	16	376	10.7	57	0

Kickoff Returns	No.	Yds	Avg	Lg	TD
James	16	413	25.8	36	0
Sullivan	12	280	23.3	32	0
Nelson	11	264	24.0	53	0
Davis	10	236	23.6	28	0
Alexander	9	189	21.0	25	0
Coleman	2	24	12.0	19	0
Bailey	2	18	9.0	18	0
Oliver	1	17	17.0	17	0
Eagles	63	1441	22.9	53	0
Opponents	55	1246	22.6	101t	1

Receiving	No.	Yds	Avg	Lg	TD
Carmichael	67	1116	16.6	73	9
Young	55	854	15.5	80t	6
Sullivan	50	322	6.4	29	1
Bulaich	42	403	9.6	80t	3
Zimmerman	22	220	10.0	30t	3
James	17	94	5.5	13	0
Bailey	10	80	8.0	19	1
Hawkins	6	114	19.0	37	0
Bouggess	4	18	4.5	6	0
Oliver	1	9	9.0	9	0
Davis	1	6	6.0	6	0
Eagles	275	3236	11.8	80t	23
Opponents	219	2789	12.7	65t	22

1972 EAGLES STATISTICS



SCHEDULE & RESULTS (2-11-1)

S-17	L	6-28	at Dallas	58,850
S-24	L	17-27	Cleveland	65,720
O-02	L	12-27	NY Giants	65,720
O-08	L	0-14	at Washington	53,039
O-15	L	3-34	LA Rams	65,720
O-22	W	21-20	at Kansas City	78,389
O-29	L	3-21	at New Orleans	65,664
N-05	T	6-6	St. Louis	65,720
N-12	W	18-17	at Houston	34,175
N-19	L	7-28	Dallas	65,720
N-26	L	10-62	at NY Giants	62,586
D-03	L	7-23	Washington	65,720
D-10	L	12-21	Chicago	65,720
D-17	L	23-24	at St. Louis	34,827

TEAM STATS

	EAGLES	OPP
Total First Downs	201	268
Rushing	78	137
Passing	110	117
Penalty	13	14
3rd Down: Made/Att	na	na
3rd Down Pct.	na	na
4th Down: Made/Att	na	na
4th Down Pct.	na	na
Possession Avg.	na	na
Total Net Yards	3463	4738
Avg. Per Game	247.4	338.5
Total Plays	826	878
Avg. Per Play	4.2	5.4
Net Yards Rushing	1393	2266
Avg. Per Game	99.5	161.9
Total Rushes	398	543
Net Yards Passing	2070	2472
Avg. Per Game	147.9	176.6
Sacked/Yards Lost	53/457	17/143
Gross Yards	2527	2615
Att./Completions	375/184	318/175
Completion Pct.	49.1	55.0
Had Intercepted	20	19
Punts/Average	63/40.3	54/40.5
Net Punting Avg.	na	na
Penalties/Yards	76/690	72/637
Fumbles/Ball Lost	35/18	29/8
Touchdowns	12	43
Rushing	2	22
Passing	10	20
Returns	0	1

Score By Periods

	Q1	Q2	Q3	Q4	OT	Pts
Eagles	46	56	16	27	0	145
Opponents	60	108	100	84	0	352

Passing	Att	Cmp	Yds	Cmp%	Y/A	TD	TD%	Int	Int%	Lg	Sk/Lost	Rat
Reaves	224	108	1508	48.2	6.73	7	3.1	12	5.4	77	38/322	58.4
Liske	138	71	973	51.5	7.05	3	2.2	7	5.1	67	11/107	60.4
Arrington	13	5	46	38.5	3.54	0	0.0	1	7.7	16	4/28	16.8
Eagles	375	184	2527	49.1	6.74	10	2.7	20	5.3	77	53/457	57.7
Opponents	318	175	2615	55.0	8.22	20	6.3	19	6.0	65	17/143	78.3

Scoring	TD	Ru	Pa	Rt	PAT	FG	2Pt	Pts	INTs	No.	Yds	Avg	Lg	TD
Dempsey	0	0	0	0	11/12	20/35	0	71	Bradley	9	73	8.1	21	0
Jackson	4	0	4	0			0	24	Ramsey	3	14	4.7	10	0
Carmichael	2	0	2	0			0	12	Porter	2	10	5.0	7	0
Hawkins	1	0	1	0			0	6	Keyes	2	0	0.0	0	0
Kramer	1	0	1	0			0	6	Bunting	1	45	45.0	45	0
James	1	0	1	0			0	6	Allen	1	15	15.0	15	0
Reaves	1	1	0	0			0	6	Absher	1	7	7.0	7	0
Walik	1	0	1	0			0	6	Eagles	19	158	17.6	33	0
Watkins	1	1	0	0			0	6	Opponents	18	319	17.7	70t	2
Bunting/	0	0	0	0			0	2						
Coleman (s)														

Eagles	12	2	10	0	11/12	20/35	0	145
Opponents	43	22	20	1	42/43	16/25	0	352

Rushing	No.	Yds	Avg	Lg	TD
James	182	565	3.1	22	0
Baker	90	322	3.6	14	0
Watkins	67	262	3.9	28	1
Reaves	18	109	6.3	16	1
Jackson	9	76	8.4	34	0
Bailey	7	22	3.1	5	0
Liske	7	20	2.9	9	0
Sullivan	13	13	1.0	4	0
Crowe	1	2	2.0	2	0
Arrington	1	2	2.0	2	0
Hawkins	3	0	0.0	12	0
Eagles	398	1393	3.5	34	2
Opponents	543	2266	4.2	43	22

Receiving	No.	Yds	Avg	Lg	TD
Jackson	62	1048	16.9	77	4
Hawkins	30	512	17.1	67	1
Carmichael	20	276	13.8	54	2
James	20	156	7.8	35	1
Baker	16	114	7.1	14	0
Kramer	11	17	16.0	29	1
Ballman	9	183	20.3	43	0
Watkins	6	-2	-0.3	4	0
Bailey	5	32	6.4	9	0
Sullivan	4	17	4.3	7	0
Walik	1	15	15.0	15t	1
Eagles	184	2527	13.8	77	10
Opponents	175	2615	14.9	65	20

Sacks: Eagles 17.0, Opponents 53.0

Punting	No.	Yds	Avg	Net	TB	Lg	B
Bradley	56	2250	40.2	na	na	60	0
McNeill	7	290	41.4	na	na	51	0
Eagles	63	2540	40.3	na	na	60	0
Opponents	54	2189	40.5	na	na	67	2

Punt Returns	Ret	FC	Yds	Avg	Lg	TD
Bradley	22	7	155	7.0	60	0
Walik	3	1	4	1.3	10	0
Winfield	1	0	12	12.0	12	0
Gibbs	1	0	8	8.0	8	0
Eagles	27	8	179	6.6	60	0
Opponents	26	28	137	5.3	48	0

Kickoff Returns	No.	Yds	Avg	Lg	TD
Nelson	25	728	29.1	78	0
Walik	21	466	22.2	35	0
Sullivan	3	72	24.0	34	0
Gibbs	3	61	20.3	23	0
Winfield	3	9	3.0	9	0
Bradley	1	20	20.0	20	0
Pettigrew	1	17	17.0	17	0
Bailey	1	2	2.0	2	0
Overmyer	1	0	0.0	0	0
Eagles	59	1339	22.7	78	0
Opponents	41	886	21.6	48	0

1971 EAGLES STATISTICS



SCHEDULE & RESULTS (6-7-1)

S-19	L	14-37	at Cincinnati	55,880
S-26	L	7-42	Dallas	65,358
O-03	L	3-31	San Francisco	65,358
O-10	L	0-13	Minnesota	65,358
O-17	L	10-34	at Oakland	54,615
O-24	W	23-7	NY Giants	65,358
O-31	W	17-16	Denver	65,358
N-07	T	7-7	at Washington	53,041
N-14	L	7-20	at Dallas	60,178
N-21	W	37-20	at St. Louis	48,658
N-28	L	13-20	Washington	65,358
D-05	W	23-20	at Detroit	54,418
D-12	W	19-7	St. Louis	65,358
D-19	W	41-28	at NY Giants	62,774

TEAM STATS

	EAGLES	OPP
Total First Downs	201	251
Rushing	65	104
Passing	119	129
Penalty	17	18
3rd Down: Made/Att	na	na
3rd Down Pct.	na	na
4th Down: Made/Att	na	na
4th Down Pct.	na	na
Possession Avg.	na	na
Total Net Yards	3571	4622
Avg. Per Game	255.1	330.1
Total Plays	823	889
Avg. Per Play	4.3	5.2
Net Yards Rushing	1248	1962
Avg. Per Game	89.1	140.1
Total Rushes	407	450
Net Yards Passing	2323	2660
Avg. Per Game	165.9	190.0
Sacked/Yards Lost	26/229	32/311
Gross Yards	2552	2971
Att./Completions	534/282	407/220
Completion Pct.	51.3	54.1
Had Intercepted	20	22
Punts/Average	75/41.9	57/40.4
Net Punting Avg.	na	na
Penalties/Yards	81/838	94/908
Fumbles/Ball Lost	21/15	34/25
Touchdowns	24	36
Rushing	6	16
Passing	13	16
Returns	5	4

Score By Periods

	Q1	Q2	Q3	Q4	OT	Pts
Eagles	51	66	42	62	0	221
Opponents	16	113	77	96	0	302

Passing	Att	Cmp	Yds	Cmp%	Y/A	TD	TD%	Int	Int%	Lg	Sk/Lost	Rat
Liske	269	143	1957	53.2	7.28	11	4.1	15	5.6	69t	13/134	67.1
Arrington	118	55	576	46.6	4.88	2	1.7	5	4.2	65	13/95	49.3
Bull	1	1	15	100.0	15.00	0	0.0	0	0.0	15	0/0	118.8
Ward	1	1	4	100.0	4.00	0	0.0	0	0.0	4	0/0	83.3
A.Davis	1	0	0	0.0	0.00	0	0.0	0	0.0	0	0/0	39.6
Eagles	390	200	2552	51.3	6.54	13	3.3	20	5.1	69t	26/229	61.8
Opponents	407	220	2971	54.1	7.30	16	3.9	22	5.4	90t	32/311	68.1

Scoring	TD	Ru	Pa	Rt	PAT	FG	2Pt	Pts	INTs	No.	Yds	Avg	Lg	TD
Dempsey	0	0	0	0	13/14	12/17	0	49	Bradley	11	248	22.5	51	0
Hawkins	5	0	4	1			0	30	Keyes	6	31	5.2	17	0
Feller	0	0	0	0	10/10	6/20	0	28	Nelson	2	63	31.5	44	1
Bouggess	3	2	1	0			0	18	Rossovich	1	24	24.0	24	0
Jackson	3	0	3	0			0	18	Hultz	1	4	4.0	4	0
Nelson	2	0	0	2			0	12	Zabel	1	4	4.0	4	0
Zabel	2	0	2	0			0	12	Eagles	22	374	17.0	51	1
Bailey	1	1	0	0			0	6	Opponents	20	359	12.9	46	1
Bull	1	0	1	0			0	6						
A.Davis	1	1	0	0			0	6						
Hobbs	1	0	0	1			0	6						
Kramer	1	0	1	0			0	6						
Liske	1	1	0	0			0	6						
S.Smith	1	0	0	1			0	6						
Watkins	1	1	0	0			0	6						
Woodeshick	1	0	1	0			0	6						
Eagles	24	6	13	5	23/24	18/37	0	221						
Opponents	36	16	16	4	35/36	17/30	0	302						

Sacks: Eagles 32.0, Opponents 26.0

Punting	No.	Yds	Avg	Net	TB	Lg	B
McNeil	73	3063	42.0	na	na	64	1
Bradley	2	76	38.0	na	na	45	0
Eagles	75	3139	41.9	na	na	64	1
Opponents	57	2308	40.4	na	na	57	1

Punt Returns	Ret	FC	Yds	Avg	Lg	TD
Bradley	18	11	118	6.6	33	0
Walik	5	4	50	10.0	50	0
Hawkins	1	0	6	6.0	6	0
Eagles	24	15	174	7.2	50	0
Opponents	40	11	372	9.3	36	0

Kickoff Returns	No.	Yds	Avg	Lg	TD
Nelson	13	358	27.5	51	0
Walik	14	369	26.4	52	0
Thrower	12	299	24.9	45	0
Pettigrew	2	37	28.5	21	0
Jackson	2	48	24.0	28	0
A.Davis	2	44	22.0	25	0
Harris	2	28	14.0	21	0
Kramer	1	0	0.0	0	0
Zabel	1	0	0.0	0	0
Eagles	49	1183	24.1	52	0
Opponents	48	1103	22.9	103t	1

Receiving	No.	Yds	Avg	Lg	TD
Jackson	47	716	15.2	69t	3
Hawkins	37	650	17.6	65	4
Bouggess	24	170	7.1	27	1
Carmichael	20	288	14.4	50	0
Ballman	13	238	18.3	57	0
A.Davis	11	46	4.2	12	0
Bull	9	75	8.3	15	1
Hill	7	92	13.1	35	0
Bailey	7	55	7.9	24	0
Kramer	6	65	10.8	17	1
Watkins	6	40	6.7	10	0
Woodeshick	6	36	6.0	11	1
Baker	4	36	9.0	14	0
Zabel	2	4	2.0	3t	2
Whalen	1	41	41.0	41	0
Eagles	200	2552	12.8	69t	13
Opponents	220	2971	13.5	90t	16

1970 EAGLES STATISTICS



SCHEDULE & RESULTS (3-10-1)

S-20	L	7-17	Dallas	59,728
S-27	L	16-20	at Chicago	53,643
O-04	L	21-33	Washington	60,658
O-11	L	23-30	at NY Giants	62,820
O-18	L	20-35	St. Louis	59,002
O-25	L	17-30	at Green Bay (Mil)	48,022
N-01	L	17-21	at Dallas	55,736
N-08	W	24-17	Miami	58,171
N-15	T	13-13	Atlanta	55,425
N-23	W	23-20	NY Giants	59,117
N-29	L	14-23	at St. Louis	46,581
D-06	L	10-29	at Baltimore	60,240
D-13	L	6-24	at Washington	50,415
D-20	W	30-20	Pittsburgh	55,252

TEAM STATS

	EAGLES	OPP
Total First Downs	229	213
Rushing	81	102
Passing	126	95
Penalty	22	16
3rd Down: Made/Att	na	na
3rd Down Pct.	na	na
4th Down: Made/Att	na	na
4th Down Pct.	na	na
Possession Avg.	na	na
Total Net Yards	3990	3953
Avg. Per Game	285.0	282.4
Total Plays	883	1019
Avg. Per Play	4.5	4.9
Net Yards Rushing	1539	2064
Avg. Per Game	109.9	147.4
Total Rushes	450	457
Net Yards Passing	2451	1889
Avg. Per Game	175.1	134.9
Sacked/Yards Lost	23/200	34/287
Gross Yards	2651	2176
Att./Completions	410/218	313/161
Completion Pct.	53.2	51.4
Had Intercepted	23	10
Punts/Average	71/36.5	61/39.4
Net Punting Avg.	na	na
Penalties/Yards	73/779	90/991
Fumbles/Ball Lost	26/16	25/18
Touchdowns	29	36
Rushing	11	16
Passing	16	16
Returns	2	4

Score By Periods

	Q1	Q2	Q3	Q4	OT	Pts
Eagles	45	75	55	66	0	241
Opponents	70	126	73	63	0	332

Passing	Att	Cmp	Yds	Cmp%	Y/A	TD	TD%	Int	Int%	Lg	Sk/Lost	Rat
Snead	335	181	2323	42.2	6.93	15	4.5	20	6.0	79t	21/181	66.1
Arrington	73	37	328	50.7	4.49	1	1.4	3	4.1	23	2/19	50.5
Ballman	1	0	0	0.0	0.00	0	0.0	0	0.0	0	0/0	39.6
Bouggess	1	0	0	0.0	0.00	0	0.0	0	0.0	0	0/0	39.6
Eagles	410	218	2651	53.2	6.47	16	3.9	23	5.6	79t	23/200	63.0
Opponents	313	161	2176	51.4	6.95	16	5.1	10	3.2	na	34/287	77.6

Scoring	TD	Ru	Pa	Rt	PAT	FG	2Pt	Pts	INTs	No.	Yds	Avg	Lg	TD
Moseley	0	0	0	0	25/28	14/25	0	67	Nelson	2	45	22.5	45	0
Jackson	5	0	5	0			0	30	Preece	2	19	9.5	19	0
Bouggess	4	2	2	0			0	24	Young	2	19	9.5	13	0
Hawkins	4	0	4	0			0	24	R.Jones	2	17	8.5	17	0
Ballman	3	0	3	0			0	18	Hayes	1	2	2.0	2	0
Snead	3	3	0	0			0	18	Ramsey	1	0	0.0	0	0
Pinder	2	2	0	0			0	12	Eagles	10	102	10.2	45	0
Woodeshick	2	2	0	0			0	12	Opponents	23	na	na	na	na
Arrington	1	1	0	0			0	6						
Dirks	1	0	0	1			0	6						
Hill	1	0	1	0			0	6						
Preece	1	0	0	1			0	6						
Watkins	1	1	0	0			0	6						
Zabel	1	0	1	0			0	6						

Eagles	29	11	16	2	25/28	14/25	0	241
Opponents	36	16	16	4	na	27/na	na	332

Rushing	No.	Yds	Avg	Lg	TD
Pinder	166	657	3.9	40t	2
Bouggess	159	401	2.5	20t	2
Woodeshick	52	254	4.9	57t	2
Watkins	32	96	3.0	11	1
H.Jones	13	44	3.4	16	0
Snead	18	35	1.9	16	3
Arrington	4	33	8.0	15	1
Bradley	1	14	14.0	14	0
Keyes	2	7	3.5	5	0
Hawkins	2	3	1.5	4	0
Jackson	1	-5	-5.0	-5	0
Eagles	450	1539	3.4	57t	11
Opponents	457	2064	4.5	na	16

Receiving	No.	Yds	Avg	Lg	TD
Bouggess	50	401	8.0	34	2
Ballman	47	601	12.8	26	3
Jackson	41	613	14.9	79t	5
Hawkins	30	612	20.4	78t	4
Pinder	28	249	8.8	27	0
Zabel	8	119	14.8	25	1
Woodeshick	6	28	4.7	10	0
H.Jones	3	12	12.0	12	0
Hill	3	10	3.3	9	1
Watkins	3	6	2.0	5	0
Walik	1	0	0.0	0	0
Eagles	218	2651	12.2	79t	16
Opponents	161	2176	13.5	na	16

Sacks: Eagles 34.0, Opponents 23.0

Punting	No.	Yds	Avg	Net	TB	Lg	B
Bradley	61	2244	36.8	na	na	57	0
Moseley	10	350	35.0	na	na	56	0
Eagles	71	2594	36.5	na	na	57	0
Opponents	61	2403	39.4	na	na	na	na

Punt Returns	Ret	FC	Yds	Avg	Lg	TD
Walik	20	8	78	3.9	16	0
Hawkins	10	2	16	1.6	8	0
Hayes	2	0	6	3.0	6	0
Eagles	32	10	100	3.1	16	0
Opponents	22	na	163	7.4	na	na

Kickoff Returns	No.	Yds	Avg	Lg	TD
Walik	32	805	25.2	82	0
Nelson	10	187	18.7	27	0
R.Jones	8	120	15.0	30	0
Hayes	6	107	17.8	23	0
Rossovich	1	22	22.0	22	0
Pettigrew	1	11	11.0	11	0
Hawkins	1	0	0.0	0	0
Eagles	59	1252	21.2	82	0
Opponents	50	1030	20.6	na	na

1969 EAGLES STATISTICS



SCHEDULE & RESULTS (4-9-1)

S-21	L	20-27	Cleveland	60,658
S-28	W	41-27	Pittsburgh	60,658
O-05	L	7-38	Dallas	60,658
O-13	L	20-24	at Baltimore	56,864
O-19	L	14-49	at Dallas	71,509
O-26	W	13-10	New Orleans	60,658
N-02	W	23-20	at NY Giants	62,912
N-09	T	28-28	at Washington	50,502
N-16	L	17-23	LA Rams	60,658
N-23	W	34-30	at St. Louis	45,512
N-30	L	17-26	at New Orleans	72,805
D-07	L	29-34	Washington	60,658
D-14	L	3-27	Atlanta	60,658
D-21	L	13-14	at San Francisco	25,391

TEAM STATS

Total First Downs	231
Rushing	83
Passing	132
Penalty	16
3rd Down: Made/Att	na
3rd Down Pct.	na
4th Down: Made/Att	na
4th Down Pct.	na
Possession Avg.	na
Total Net Yards	4345
Avg. Per Game	310.4
Total Plays	882
Avg. Per Play	4.9
Net Yards Rushing	1563
Avg. Per Game	111.6
Total Rushes	395
Net Yards Passing	2782
Avg. Per Game	198.7
Sacked/Yards Lost	29/240
Gross Yards	3022
Att./Completions	458/216
Completion Pct.	47.2
Had Intercepted	28
Punts/Average	74/39.8
Net Punting Avg.	na/na
Penalties/Yards	80/843
Fumbles/Ball Lost	18/11
Touchdowns	33
Rushing	10
Passing	20
Returns	3

Score By Periods

	Q1	Q2	Q3	Q4	OT	Pts
Eagles	43	90	61	85	0	279
Opponents	87	77	114	99	0	377

Passing	Att	Cmp	Yds	Cmp%	Y/A	TD	TD%	Int	Int%	Lg	Sk/Lost	Rat
Snead	379	190	2768	50.1	7.30	19	5.0	23	6.1	80t	21/170	65.7
Mira	76	25	240	32.9	3.16	1	1.3	5	6.6	35	8/70	19.6
Keyes	2	1	14	50.0	7.00	0	0.0	0	0.0	14	0/0	72.9
Bradley	1	0	0	0.0	0.00	0	0.0	0	0.0	--	0/0	39.6
Eagles	458	216	3022	47.2	6.60	20	4.4	28	6.1	80t	29/240	58.0
Opponents	444	243	3250	54.7	7.32	23	5.2	15	3.4	71t	25/181	81.4

Scoring	TD	Ru	Pa	Rt	PAT	FG	2Pt	Pts	INTs	No.	Yds	Avg	Lg	TD
Baker	0	0	0	0	31/31	16/30	0	79	Scarpatti	4	54	13.5	34t	1
Jackson	9	0	9	0			0	54	Nelson	3	10	3.3	10	0
Hawkins	8	0	8	0			0	48	Ramsey	2	26	13.0	26t	1
Woodeshick	4	4	0	0			0	24	Lloyd	2	22	11.0	14	0
Keyes	3	3	0	0			0	18	Bradley	1	56	56.0	56t	1
Ballman	2	0	2	0			0	12	Colman TM	1	11	11.0	11	0
Snead	2	2	0	0			0	12	Cross	1	0	0.0	0	0
Bradley	1	0	0	1			0	6	Young	1	0	0.0	0	0
Hill	1	0	1	0			0	6	Eagles	15	179	11.9	56t	3
Pinder	1	1	0	0			0	6	Opponents	28	343	12.3	38	3
Ramsey	1	0	0	1			0	6						
Scarpatti	1	0	0	1			0	6						
Tom (s)	0	0	0	0			0	2						
Eagles	33	10	20	3	31/31	16/30	0	279						
Opponents	44	15	23	6	44/44	23/37	0	377						

Rushing	No.	Yds	Avg	Lg	TD
Woodeshick	186	831	4.5	21	4
Keyes	121	361	3.0	28	3
Pinder	60	309	5.2	50	1
Blye	8	25	3.1	11	0
Mira	3	16	5.3	6	0
Jackson	2	10	5.0	6	0
Wilson	4	7	1.8	4	0
Bradley	1	5	5.0	5	0
Snead	8	2	0.3	5t	2
Jones	1	0	0.0	0	0
Hawkins	1	-3	-3.0	-3	0
Eagles	395	1563	4.0	50	10
Opponents	467	1909	4.1	53t	15

Receiving	No.	Yds	Avg	Lg	TD
Jackson	65	1116	17.2	65t	9
Hawkins	43	761	17.7	58	8
Ballman	31	492	15.9	80t	2
Keyes	29	276	9.5	35	0
Woodeshick	22	177	8.0	15	0
Pinder	12	77	6.4	20	0
Hill	6	64	10.7	23	1
Hughes	3	29	9.7	15	0
Blye	2	-6	-3.0	1	0
Brown	1	20	20.0	20	0
Lawrence	1	10	10.0	10	0
Wilson	1	6	6.0	6	0
Eagles	216	3022	14.0	80t	20
Opponents	243	3250	13.4	71t	23

Sacks: Eagles 25.0, Opponents 29.0

Punting	No.	Yds	Avg	Net	TB	Lg	B
Bradley	74	2942	39.8	na	na	60	0
Eagles	74	2942	39.8	na	na	60	0
Opponents	69	2819	40.9	na	na	55	2

Punt Returns	Ret	FC	Yds	Avg	Lg	TD
Bradley	28	5	181	6.5	37	0
Scarpatti	4	1	6	1.5	2	0
Lawrence	2	2	26	13.0	18	0
Hawkins	1	2	6	6.0	6	0
Hughes	1	0	0	0.0	0	0
Eagles	36	10	219	6.1	37	0
Opponents	21	24	93	4.4	30	0

Kickoff Returns	No.	Yds	Avg	Lg	TD
Bradley	21	467	22.2	42	0
Blye	19	370	19.5	35	0
Keyes	9	200	22.2	34	0
Lawrence	5	97	19.4	24	0
Pinder	4	56	14.0	19	0
Nelson	3	63	21.0	27	0
Graham	2	5	2.5	5	0
Eagles	63	1258	20.0	42	0
Opponents	51	1043	20.5	54	0

Field Goals	1-19	20-29	30-39	40-49	50+
Baker	4/6	2/3	4/6	6/13	0/2
Eagles	4/6	2/3	4/6	6/13	0/2
Opponents	7/9	6/7	5/9	5/9	0/3

Baker: (19N,45N) (44N,35G,41G) (42B) (24G,18G) (52N) (34N,47N,45N,12G,40G) (45G,32G,38G) (28N) (44G) (50N,15G,40G) (30G) (39N,19G,47G) (20G) (19N, 46N,47N)
Opponents: (22G,37G) (36G,15G) (47N,14G) (37N, 32B,20G) (53N,17N) (18N,22G) (40G,33G) () (49N,42N, 19G,39G,16G) (19G,46G,46G) (27N,56N,37N,27G,40G, 26G,17G) (39N,12G,43G) (47N,28G,30G) (51N)

1968 EAGLES STATISTICS



SCHEDULE & RESULTS (2-12)

S-15	L	13-30	at Green Bay	50,861
S-22	L	25-34	NY Giants	60,858
S-29	L	13-45	Dallas	60,858
O-06	L	14-17	at Washington	50,816
O-13	L	14-34	at Dallas	72,083
O-20	L	16-29	Chicago	60,858
O-27	L	3-6	at Pittsburgh	26,908
N-03	L	17-45	St. Louis	59,208
N-10	L	10-16	Washington	59,133
N-17	L	6-7	at NY Giants	62,896
N-24	L	13-47	at Cleveland	62,338
N-28	W	12-0	at Detroit	47,909
D-08	W	29-17	New Orleans	57,128
D-15	L	17-24	Minnesota	54,530

TEAM STATS

Total First Downs	197
Rushing	78
Passing	100
Penalty	19
3rd Down: Made/Att	na
3rd Down Pct.	na
4th Down: Made/Att	na
4th Down Pct.	na
Possession Avg.	na
Total Net Yards	3561
Avg. Per Game	254.4
Total Plays	775
Avg. Per Play	4.6
Net Yards Rushing	1411
Avg. Per Game	100.8
Total Rushes	369
Net Yards Passing	2150
Avg. Per Game	153.6
Sacked/Yards Lost	26/207
Gross Yards	2357
Att./Completions	380/194
Completion Pct.	51.1
Had Intercepted	29
Punts/Average	60/41.3
Net Punting Avg.	na/na
Penalties/Yards	63/666
Fumbles/Ball Lost	19/13
Touchdowns	21
Rushing	3
Passing	16
Returns	2

Score By Periods

	Q1	Q2	Q3	Q4	OT	Pts
Eagles	27	71	32	72	0	202
Opponents	62	98	92	99	0	351

Passing	Att	Cmp	Yds	Cmp%	Y/A	TD	TD%	Int	Int%	Lg	Sk/Lost	Rat
Snead	291	152	1655	52.2	5.69	11	3.8	21	7.2	55t	20/154	51.8
K.Hill TM	71	33	531	46.5	7.48	3	4.2	6	8.5	92t	4/36	50.9
Huarte	15	7	110	46.7	7.33	1	6.7	2	13.3	48	2/17	54.2
Scarpatti	2	1	3	50.0	1.50	0	0.0	0	0.0	3	0/0	56.3
Baker	1	1	58	100.0	58.00	1	100.0	0	0.0	58t	0/0	158.3
Eagles	380	194	2357	51.1	6.20	16	4.2	29	7.6	92t	26/207	52.7
Opponents	327	182	2557	55.7	7.82	20	6.1	13	4.0	87	21/184	84.9

Scoring	TD	Ru	Pa	Rt	PAT	FG	2Pt	Pts	INTs	No.	Yds	Avg	Lg	TD
Baker	0	0	0	0	17/21	19/30	0	74	Nelson	3	7	2.3	7	0
Hawkins	5	0	5	0			0	30	Scarpatti	2	22	11.0	17	0
Ballman	4	0	4	0			0	24	Ramsey	2	0	0.0	0	0
F.Hill	3	0	3	0			0	18	Wells	2	0	0.0	0	0
Woodeshick	3	3	0	0			0	18	Beisler	1	12	12.0	12	0
Ditka	2	0	2	0			0	12	Haymond	1	10	10.0	10	0
Haymond	2	0	0	2			0	12	Medved	1	0	0.0	0	0
Lang	1	0	1	0			0	6	Peters	1	0	0.0	0	0
Mallory	1	0	1	0			0	6	Eagles	13	51	3.9	17	0
Conjar (s)	0	0	0	0			0	2	Opponents	29	408	14.1	96t	2
Eagles	21	3	16	2	17/21	19/30	0	202						
Opponents	40	18	20	2	39/39	24/35	0	351						

<u>Rushing</u>	<u>No.</u>	<u>Yds</u>	<u>Avg</u>	<u>Lg</u>	<u>TD</u>	<u>Punting</u>	<u>No.</u>	<u>Yds</u>	<u>Avg</u>	<u>Net</u>	<u>TB</u>	<u>Lg</u>	<u>B</u>
Woodeshick	217	947	4.4	54t	3	Baker	55	2248	40.9	na	na	57	0
Lang	69	235	3.4	17	0	Duncan	5	228	45.6	na	na	55	0
Pinder	40	117	2.9	21	0	Eagles	60	2476	41.3	na	na	57	0
Ballman	1	30	30.0	30	0	Opponents	55	2141	38.9	na	na	60	0
Snead	9	27	3.0	9	0								
Jones	22	24	1.1	10	0	<u>Punt Returns</u>	<u>Ret</u>	<u>FC</u>	<u>Yds</u>	<u>Avg</u>	<u>Lg</u>	<u>TD</u>	
Conjar	8	21	2.6	6	0	Haymond	15	6	201	13.4	54t	1	
Huarte	2	9	4.5	11	0	Scarpatti	5	1	17	3.4	7	0	
K.Hill TM	1	1	1.0	1	0	Mallory	4	3	46	11.5	28	0	
Eagles	369	1411	3.8	54t	3	Hawkins	0	1	0	0.0	0	0	
Opponents	515	2141	4.2	42	18	Eagles	24	11	264	11.0	54t	1	
						Opponents	33	11	270	8.2	43	0	

Receiving	No.	Yds	Avg	Lg	TD	Kickoff Returns	No.	Yds	Avg	Lg	TD
Hawkins	42	707	16.8	92t	5	Haymond	28	677	24.2	98t	1
Woodeshick	36	328	9.1	55	0	Hawkins	12	254	21.2	46	0
F.Hill	30	370	12.3	31t	3	Nelson	11	308	28.0	69	0
Ballman	30	341	11.4	55t	4	Mallory	6	94	15.7	23	0
Lang	17	147	8.6	25	1	Rossovich	2	20	10.0	11	0
Pinder	16	166	10.4	48	0	Graham	1	8	8.0	8	0
Ditka	13	111	8.5	18	2	Jones	1	18	18.0	18	0
Jones	5	87	17.4	48	0	Eagles	61	1379	22.6	98t	1
Hughes	3	39	13.0	18	0	Opponents	45	1030	22.9	75	0
Mallory	1	58	58.0	58t	1						
Baker	1	3	3.0	3	0	Field Goals	1-19	20-29	30-39	40-49	50+
Eagles	194	2357	12.1	92t	16	Baker	7/8	4/5	7/12	1/5	0/0
Opponents	182	2557	14.0	87	20	Eagles	7/8	4/5	7/12	1/5	0/0
						Opponents	8/8	10/11	5/7	1/7	0/2

Baker: (27G,17G) () (23G,13G) (45N) (47N) (30G,37G, 44G) (47N,44N,38N,38G) (39N,12G) (32N,20N,37G) (33N,19G,19G) (34N,18G,25G) (36G,18G,32G,35G) (18N) (25G)

Opponents: (17G,22G,35G) (20G,30G) (26G) (24G) (35N,26G,21G) (39G,31G,28G,15G,14G) (22N,40B, 34G,15G) (51N,47G) (47N,15G,25G, 9G) (47N,47N) (34N,28G,26G) () (49N,10G) (48N,51N,17G)

1967 EAGLES STATISTICS



SCHEDULE & RESULTS (6-7-1)

S-17	W	35-24	Washington	60,709
S-24	L	6-38	Baltimore	60,755
O-01	W	34-24	Pittsburgh	60,335
O-08	W	38-7	at Atlanta	53,868
O-15	L	27-28	San Francisco	60,825
O-22	L	14-48	at St. Louis	46,562
O-29	W	21-14	Dallas	60,740
N-05	L	24-31	at New Orleans	59,596
N-12	L	17-33	at LA Rams	57,628
N-19	W	48-21	New Orleans	60,751
N-26	L	7-44	at NY Giants	63,027
D-03	T	35-35	at Washington	50,451
D-10	L	17-38	at Dallas	55,834
D-17	W	28-24	Cleveland	60,658

TEAM STATS

Total First Downs	239
Rushing	69
Passing	146
Penalty	24
3rd Down: Made/Att	na
3rd Down Pct.	na
4th Down: Made/Att	na
4th Down Pct.	na
Possession Avg.	na
Total Net Yards	4344
Avg. Per Game	310.3
Total Plays	822
Avg. Per Play	5.3
Net Yards Rushing	1250
Avg. Per Game	89.3
Total Rushes	328
Net Yards Passing	3094
Avg. Per Game	221.0
Sacked/Yards Lost	49/369
Gross Yards	3463
Att./Completions	445/244
Completion Pct.	54.8
Had Intercepted	24
Punts/Average	61/38.3
Net Punting Avg.	na/na
Penalties/Yards	77/830
Fumbles/Ball Lost	22/16
Touchdowns	45
Rushing	12
Passing	30
Returns	3

Score By Periods

	Q1	Q2	Q3	Q4	OT	Pts
Eagles	82	120	66	83	0	351
Opponents	71	141	96	101	0	409

Passing	Att	Cmp	Yds	Cmp%	Y/A	TD	TD%	Int	Int%	Lg	Sk/Lost	Rat
Snead	434	240	3399	55.3	7.83	29	6.7	24	5.5	87t	48/351	80.0
K.Hill	7	2	33	28.6	4.71	1	14.3	0	0.0	18	0/0	86.3
Dial	3	1	5	33.3	1.67	0	0.0	0	0.0	5	1/18	42.4
Lang	1	1	26	100.0	26.00	0	0.0	0	0.0	26	0/0	118.8
Eagles	445	244	3463	54.8	7.78	30	6.7	24	5.4	87t	49/369	80.2
Opponents	480	255	3382	53.1	7.05	29	6.0	21	4.4	96	23/151	77.6

Scoring	TD	Ru	Pa	Rt	PAT	FG	2Pt	Pts	INTs	No.	Yds	Avg	Lg	TD
Baker	0	0	0	0	45/45	12/19	0	81	Scarpati	4	99	24.8	67t	1
Hawkins	10	0	10	0			0	60	Nettles	4	52	13.0	34	0
Woodeshick	10	6	4	0			0	60	F.Brown	2	29	14.5	17	0
Ballman	7	1	6	0			0	42	Medved	2	23	11.5	23	0
Lang	5	2	3	0			0	30	Martin	2	8	4.0	8	0
Kelly	4	0	4	0			0	24	Kelley	1	18	18.0	18	0
T.Brown	2	1	1	0			0	12	Wells	1	17	17.0	17	0
Ditka	2	0	2	0			0	12	Hultz	1	16	16.0	16t	1
Snead	2	2	0	0			0	12	Shann	1	8	8.0	8	0
Hultz	1	0	0	1			0	6	Peters	1	3	3.0	3	0
Nettles	1	0	0	1			0	6	Lloyd	1	1	1.0	1	0
Scarpati	1	0	0	1			0	6	Morgan	1	0	0.0	0	0
Eagles	45	12	30	3	45/45	12/19	0	351	Eagles	21	274	13.0	67t	2
Opponents	52	16	29	7	52/52	15/32	0	409	Opponents	24	429	17.9	69t	3

Rushing	No.	Yds	Avg	Lg	TD
Woodeshick	155	670	4.3	41	6
Lang	101	336	3.3	21	2
T.Brown	53	179	3.4	13t	1
Snead	9	30	3.3	21	2
Ballman	1	17	17.0	17t	1
Jones	8	17	2.1	6	0
Goodwin	1	1	1.0	1	0
Eagles	328	1250	3.8	41	12
Opponents	434	1741	4.0	45	16

Receiving	No.	Yds	Avg	Lg	TD
Hawkins	59	1265	21.4	87t	10
Ballman	36	524	14.6	67t	6
Woodeshick	34	391	11.5	43t	4
Ditka	26	274	10.5	25	2
Lang	26	201	7.7	19	3
T.Brown	22	202	9.2	41	1
Kelly	21	345	16.4	59	4
F.Hill	9	144	16.0	57	0
Goodwin	6	65	10.8	23	0
Jones	3	32	10.7	23	0
Wilson	2	20	10.0	12	0
Eagles	244	3463	14.2	87t	30
Opponents	255	3382	13.3	96	29

Sacks: Eagles 23.0, Opponents 49.0

Punting	No.	Yds	Avg	Net	TB	Lg	B
Baker	61	2335	38.3	na	na	53	1
Eagles	61	2335	38.3	na	na	53	1
Opponents	50	1941	38.8	na	na	53	1

Punt Returns	Ret	FC	Yds	Avg	Lg	TD
Martin	20	4	128	6.4	30	0
Hughes	3	0	11	3.7	11	0
Shann	3	2	17	5.7	8	0
Lince	1	0	0	0.0	0	0
Reed	1	0	0	0.0	0	0
Scarpati	1	2	2	2.0	2	0
Medved	0	1	0	0.0	0	0
Eagles	29	9	158	5.4	30	0
Opponents	33	14	130	3.9	26	0

Kickoff Returns	No.	Yds	Avg	Lg	TD
T.Brown	13	301	23.2	41	0
Hawkins	10	250	25.0	46	0
Hughes	7	126	18.0	23	0
Wilson	7	150	21.4	33	0
Shann	6	133	22.2	42	0
Reed	5	111	22.2	31	0
Lince	3	46	15.3	22	0
Ballman	2	43	21.5	27	0
Jones	2	32	16.0	17	0
Beisler	1	0	0.0	0	0
F.Brown	1	17	17.0	17	0
Gray	1	30	30.0	30	0
Kelley	1	0	0.0	0	0
Medved	1	7	7.0	7	0
Ramsey	1	0	0.0	0	0
Vasys	1	0	0.0	0	0
Eagles	62	1246	20.1	46	0
Opponents	59	1466	24.8	96t	2

Field Goals	1-19	20-29	30-39	40-49	50+
Baker	2/2	2/3	7/9	1/4	0/1
Eagles	2/2	2/3	7/9	1/4	0/1
Opponents	4/8	4/7	4/9	2/6	1/2

Baker: () (9G,35G) (36G,35G) (46N,45N,34G) (54N, 32G,33G) () (37B) (41G) (37B, 9G) (21G,37G) () (45N) (25G) (27B)

Opponents: (15N,37N,19B,25B,30G) (37N,52G) (52N, 43N,24G) (36N) (45N) (32G,47G) (9B) (33N,12G) (21G, 12G,27G,31G) (20N) (17G,15G,40G) (47N,29N,36N) (19N,22G) (41N,32G)

1966 EAGLES STATISTICS



SCHEDULE & RESULTS (9-5)

S-11	L	13-16	at St. Louis	39,066
S-18	W	23-10	Atlanta	54,049
S-25	W	35-17	NY Giants	60,177
O-02	L	10-41	St. Louis	59,305
O-09	L	7-56	at Dallas	69,372
O-16	W	31-14	at Pittsburgh	28,233
O-23	W	31-3	at NY Giants	63,018
O-30	L	13-27	Washington	60,652
N-06	W	24-23	Dallas	60,658
N-13	L	7-27	at Cleveland	77,968
N-20	W	35-34	at San Francisco	31,993
D-04	W	27-23	Pittsburgh	54,275
D-11	W	33-21	Cleveland	58,074
D-18	W	37-28	at Washington	50,405
PLAYOFF BOWL (at Miami)				
J-08	L	14-20	Baltimore	58,088

TEAM STATS

	EAGLES	OPP
Total First Downs	231	249
Rushing	112	90
Passing	104	139
Penalty	15	20
3rd Down: Made/Att	na	na
3rd Down Pct.	na	na
4th Down: Made/Att	na	na
4th Down Pct.	na	na
Possession Avg.	na	na
Total Net Yards	3759	4370
Avg. Per Game	268.5	312.1
Total Plays	891	870
Avg. Per Play	4.2	5.0
Net Yards Rushing	1859	1693
Avg. Per Game	132.8	120.9
Total Rushes	478	390
Net Yards Passing	1900	2677
Avg. Per Game	135.7	191.2
Sacked/Yards Lost	35/259	34/287
Gross Yards	2159	2964
Att./Completions	378/179	446/226
Completion Pct.	47.4	50.7
Had Intercepted	22	20
Punts/Average	65/39.8	60/39.9
Net Punting Avg.	na/na	na/na
Penalties/Yards	63/666	63/703
Fumbles/Ball Lost	32/17	30/15
Touchdowns	39	40
Rushing	19	13
Passing	14	23
Returns	6	4

Score By Periods

	Q1	Q2	Q3	Q4	OT	Pts
Eagles	39	137	45	105	0	326
Opponents	68	91	85	96	0	340

Passing	Att	Cmp	Yds	Cmp%	Y/A	TD	TD%	Int	Int%	Lg	Sk/Lost	Rat
Snead	226	103	1275	45.6	5.64	8	3.5	11	4.9	48	25/190	55.1
K.Hill	97	53	571	54.6	5.89	5	5.2	7	7.2	30	6/42	59.3
Concannon	51	21	262	41.2	5.14	1	2.0	4	7.8	44t	3/22	31.7
Lang	3	2	51	66.7	17.00	0	0.0	0	0.0	36	0/0	109.7
Gros	1	0	0	0.0	0.00	0	0.0	0	0.0	0	1/5	39.6
Eagles	378	179	2159	47.4	5.71	14	3.7	22	5.8	48	35/259	53.4
Opponents	446	226	2964	50.7	6.65	23	5.2	20	4.5	58	34/287	70.5

Scoring	TD	Ru	Pa	Rt	PAT	FG	2Pt	Pts	INTs	No.	Yds	Avg	Lg	TD
Baker	0	0	0	0	38/39	18/25	0	92	Scarpatti	8	182	22.8	32	0
Gros	9	7	2	0			0	54	Nettles	3	57	19.0	34t	1
T.Brown	8	3	3	2			0	48	Lloyd	3	46	15.3	24	0
Retzlaff	6	0	6	0			0	36	Martin	1	47	47.0	47	0
Woodeshick	5	4	1	0			0	30	Wells	1	8	8.0	8	0
Concannon	2	2	0	0			0	12	Morgan	1	5	5.0	5	0
Matson	2	1	1	0			0	12	Nelson	1	0	0.0	0	0
Goodwin	1	0	1	0			0	6	Ramsey	1	0	0.0	0	0
Lang	1	1	0	0			0	6	Whittingham	1	0	0.0	0	0
Martin	1	0	0	1			0	6	Eagles	20	345	17.3	47	1
Nelson	1	0	0	1			0	6	Opponents	22	380	17.3	91t	3
Nettles	1	0	0	1			0	6						
Snead	1	1	0	0			0	6						
Wells	1	0	0	1			0	6						

Rushing	No.	Yds	Avg	Lg	TD
T.Brown	161	548	3.4	24	3
Gros	102	396	3.9	26	7
Woodeshick	85	330	3.9	21	4
Lang	52	239	4.6	39	1
Concannon	25	195	7.8	29	2
Matson	29	101	3.5	28	1
Snead	15	32	2.1	17	1
Baker	1	15	15.0	15	0
F.Hill	1	5	5.0	5	0
K.Hill	7	-2	-0.3	2	0
Eagles	478	1859	3.9	39	19
Opponents	390	1693	4.3	68	13

Receiving	No.	Yds	Avg	Lg	TD
Retzlaff	40	653	16.3	40	6
T.Brown	33	371	11.2	39	3
F.Hill	29	304	10.5	36	0
Gros	18	214	11.9	48	2
Goodwin	16	212	13.3	30	1
Hawkins	14	143	10.2	23	0
Lang	12	107	8.9	24	0
Woodeshick	10	118	11.8	44t	1
Matson	6	30	5.0	11	1
Concannon	1	7	7.0	7	0
Eagles	179	2159	12.1	48	14
Opponents	226	2964	13.1	58	23

Punting	No.	Yds	Avg	Net	TB	Lg	B
Baker	42	1726	41.1	na	na	63	0
K.Hill	23	862	37.5	na	na	51	0
Eagles	65	2588	39.8	na	na	63	0
Opponents	60	2394	39.9	na	na	54	0

Punt Returns	Ret	FC	Yds	Avg	Lg	TD
Martin	11	6	118	10.7	67t	1
Hawkins	9	2	47	5.2	38	0
W. Brown	5	4	-1	-2	2	0
Concannon	2	1	3	1.5	3	0
Scarpatti	2	0	-8	-4.0	-3	0
T.Brown	1	0	0	0.0	0	0
Nelson	1	0	3	3.0	3	0
Eagles	31	13	162	5.2	67t	1
Opponents	31	15	300	9.7	86t	1

Kickoff Returns	No.	Yds	Avg	Lg	TD
Matson	26	544	20.9	31	0
T.Brown	20	562	28.1	93t	2
W. Brown	4	58	14.5	17	0
Martin	4	132	33.0	58	0
Medved	2	10	5.0	10	0
Nelson	2	34	17.0	18	0
Whittingham	2	33	16.5	19	0
Beisler	1	17	17.0	17	0
Hawkins	1	0	0.0	0	0
Jackson	1	16	16.0	16	0
Lince	1	13	13.0	13	0
Eagles	64	1419	22.2	93t	2
Opponents	65	1330	20.5	56	0

Field Goals	1-19	20-29	30-39	40-49	50+
Baker	4/4	2/2	8/8	3/7	1/4
Eagles	4/4	2/2	8/8	3/7	1/4
Opponents	5/6	7/8	5/9	3/7	0/0

Baker: (46N,23G,33G) (13G,41G,12G) () (52N,44N,32G) () (51G) (15G) (15G,37G) (31G,49N) (52N) (49N,58N) (35G,22G) (37G,38G,42G,30G) (47G)
Opponents: (9G,47G,27G) (12N,22G) (32N,18G) (44G,34G) (45N) (37N) (29G) (17G,28G) (21G,14G,28N,42G) (22G,29G) (30G,15G,43N,42N) (31N,37G,32G,35G) (47N,33N) ()

1965 EAGLES STATISTICS



SCHEDULE & RESULTS (5-9)

S-19	W	34-27	St. Louis	54,260
S-26	L	14-16	NY Giants	57,154
O-03	L	17-35	Cleveland	60,759
O-10	W	35-24	at Dallas	56,249
O-17	L	27-35	at NY Giants	62,815
O-24	L	14-20	Pittsburgh	56,515
O-31	L	21-23	at Washington	50,301
N-07	L	34-38	at Cleveland	72,807
N-14	W	21-14	Washington	60,444
N-21	L	24-34	at Baltimore	60,238
N-28	W	28-24	at St. Louis	28,706
D-05	L	19-21	Dallas	54,714
D-12	W	47-13	at Pittsburgh	22,002
D-19	L	28-35	Detroit	56,718

TEAM STATS

	EAGLES	OPP
Total First Downs	267	243
Rushing	94	100
Passing	149	129
Penalty	24	14
3rd Down: Made/Att	na	na
3rd Down Pct.	na	na
4th Down: Made/Att	na	na
4th Down Pct.	na	na
Possession Avg.	na	na
Total Net Yards	5012	4418
Avg. Per Game	358.0	315.6
Total Plays	871	849
Avg. Per Play	5.8	5.2
Net Yards Rushing	1824	1582
Avg. Per Game	130.3	113.0
Total Rushes	404	419
Net Yards Passing	3188	2836
Avg. Per Game	227.7	202.6
Sacked/Yards Lost	33/254	37/287
Gross Yards	3442	3123
Att./Completions	434/223	393/215
Completion Pct.	51.4	54.7
Had Intercepted	26	25
Punts/Average	56/42.2	54/41.8
Net Punting Avg.	na/na	na/na
Penalties/Yards	61/686	66/653
Fumbles/Ball Lost	21/10	32/11
Touchdowns	48	47
Rushing	21	11
Passing	22	28
Returns	5	8

Score By Periods

	Q1	Q2	Q3	Q4	OT	Pts
Eagles	107	81	91	84	0	363
Opponents	96	102	75	86	0	359

Passing	Att	Cmp	Yds	Cmp%	Y/A	TD	TD%	Int	Int%	Lg	Sk/Lost	Rat
Snead	288	150	2346	52.1	8.15	15	5.2	13	4.5	78	26/191	78.0
K. Hill	113	60	857	53.1	7.58	5	4.4	10	8.8	50	4/21	55.8
Concannon	29	12	176	41.4	6.07	1	3.4	3	10.3	34	3/42	33.8
Gros	2	1	63	50.0	31.50	1	50.0	0	0.0	63t	0/0	135.4
T. Brown	1	0	0	0.0	0.00	0	0.0	0	0.0	0	0/0	39.6
Poage	1	0	0	0.0	0.00	0	0.0	0	0.0	0	0/0	39.6
Eagles	434	223	3442	51.4	7.93	22	5.1	26	6.0	78	33/254	69.9
Opponents	393	215	3123	54.7	7.95	28	7.1	25	6.4	89t	37/287	78.0

Scoring	TD	Ru	Pa	Rt	PAT	FG	2Pt	Pts	INTs	No.	Yds	Avg	Lg	TD
Baker	0	0	0	0	38/40	9/23	0	65	Ramsey	6	74	12.3	24	0
Retzlaff	10	0	10	0			0	60	Nettles	3	84	28.0	56t	1
T. Brown	9	6	3	0			0	54	Scarpatti	3	4	1.3	3	0
Gros	9	7	2	0			0	54	Cross	3	1	0.3	1	0
Poage	5	0	5	0			0	30	Lloyd	2	35	17.5	21	0
Matson	3	2	1	0			0	18	Nelson	2	23	11.5	16	0
Snead	3	3	0	0			0	18	Meyers	2	12	6.0	10	0
K. Hill	2	2	0	0			0	12	Tarasovic	1	40	40.0	40t	1
Tarasovic	2	0	0	2			0	12	Baughan	1	33	33.0	33t	1
Lloyd	0	0	0	0	7/7	1/2	0	10	Hultz	1	6	6.0	6	0
Baughan	1	0	0	1			0	6	Morgan	1	1	1.0	1	0
Goodwin	1	0	1	0			0	6	Eagles	25	313	12.5	56t	3
Lang	1	1	0	0			0	6	Opponents	26	476	18.3	82t	6
Nettles	1	0	0	1			0	6						
Shann	1	0	0	1			0	6						

Sacks: Eagles 37.0, Opponents 33.0

Punting	No.	Yds	Avg	Net	TB	Lg	B
Baker	37	1551	41.9	na	na	60	0
K. Hill	19	813	42.8	na	na	55	0
Eagles	56	2364	42.2	na	na	60	0
Opponents	54	2257	41.8	na	na	72	0

Punt Returns	Ret	FC	Yds	Avg	Lg	TD
Cross	14	4	79	5.6	16	0
T. Brown	4	6	13	3.3	7	0
Gill	2	2	28	14.0	14	0
Shann	1	1	63	63.0	63t	1
Eagles	21	13	183	8.7	63t	1
Opponents	37	9	263	7.1	47	0

Kickoff Returns	No.	Yds	Avg	Lg	TD
Nelson	26	683	26.3	70	0
Cross	25	662	26.5	74	0
T. Brown	3	46	15.3	22	0
Lang	3	36	12.0	14	0
Gill	1	0	0.0	0	0
Morgan	1	3	3.0	3	0
Wells	1	8	8.0	8	0
Eagles	60	1438	24.0	74	0
Opponents	58	1531	26.4	88	0

Field Goals	1-19	20-29	30-39	40-49	50+
Baker	na	na	na	na	na
Lloyd	0/0	0/0	0/0	1/1	0/0
Eagles	na	na	na	na	na
Opponents	2/3	5/9	2/6	2/8	0/0

Baker: (28G,23G,50N) (43N,25B) () () (46N) (21B, 54N) (46N) (12G,27N,39G) () (42N,37G) (37N,23B) (33G,19G, N, 27G,37B,20G,19B) () ()
Lloyd: () () (42G) (31B) () () () () () () () ()
Opponents: (22G,20G) (41N,24G,20G,11G) (49N) (42N,35G) (30N,40N,29B) (27N) (28G) (42N,49G) (36N) (38N,46G,13G) (36G) (19B,41N) () (22N,37N,29B)

1964 EAGLES STATISTICS



SCHEDULE & RESULTS (6-8)

S-13	W	38-7	NY Giants	60,671
S-20	L	24-28	San Francisco	57,353
S-27	L	20-28	Cleveland	60,671
O-04	W	21-7	Pittsburgh	59,354
O-11	L	20-35	at Washington	49,219
O-18	W	23-17	at NY Giants	62,978
O-25	W	34-10	at Pittsburgh	38,393
N-01	L	10-21	Washington	60,671
N-08	L	10-20	at LA Rams	53,994
N-15	W	17-14	at Dallas	55,972
N-22	L	13-38	St. Louis	60,671
N-29	L	24-38	at Cleveland	79,289
D-06	W	24-14	Dallas	60,671
D-13	L	34-36	at St. Louis	24,636

TEAM STATS

	EAGLES	OPP
Total First Downs	243	234
Rushing	100	93
Passing	126	128
Penalty	17	13
3rd Down: Made/Att	na	na
3rd Down Pct.	na	na
4th Down: Made/Att	na	na
4th Down Pct.	na	na
Possession Avg.	na	na
Total Net Yards	4400	4317
Avg. Per Game	314.3	308.4
Total Plays	862	898
Avg. Per Play	5.1	4.8
Net Yards Rushing	1922	1746
Avg. Per Game	137.3	124.7
Total Rushes	430	445
Net Yards Passing	2478	2571
Avg. Per Game	177.0	183.6
Sacked/Yards Lost	35/268	47/379
Gross Yards	2746	2950
Att./Completions	397/199	406/202
Completion Pct.	50.1	49.8
Had Intercepted	18	17
Punts/Average	73/41.7	80/40.5
Net Punting Avg.	na/na	na/na
Penalties/Yards	42/450	71/748
Fumbles/Ball Lost	33/22	27/12
Touchdowns	38	40
Rushing	16	15
Passing	19	18
Returns	3	7

Score By Periods

	Q1	Q2	Q3	Q4	OT	Pts
Eagles	61	79	64	108	0	312
Opponents	83	72	89	69	0	313

Passing	Att	Cmp	Yds	Cmp%	Y/A	TD	TD%	Int	Int%	Lg	Sk/Lost	Rat
Snead	283	138	1906	48.8	6.73	14	4.9	12	4.2	87t	20/160	69.6
Hill	88	49	641	55.7	7.28	3	3.4	4	4.5	38t	8/61	71.3
Concannon	23	12	199	52.2	8.65	2	8.7	1	4.3	38	7/47	92.5
T. Brown	2	0	0	0.0	0.00	0	0.0	1	50.0	0	0/0	0.0
Gros	1	0	0	0.0	0.00	0	0.0	0	0.0	0	0/0	39.6
Eagles	397	199	2746	50.1	6.92	19	4.8	18	4.5	87t	35/268	69.7
Opponents	406	202	2950	49.8	7.27	18	4.4	17	4.2	66t	47/379	71.2

Scoring	TD	Ru	Pa	Rt	PAT	FG	2Pt	Pts	INTs	No.	Yds	Avg	Lg	TD
Baker	0	0	0	0	36/37	16/26	0	84	Ramsey	5	31	6.2	17	0
T.Brown	10	5	5	0			0	60	Cross	3	109	36.3	94t	1
Retzlaff	8	0	8	0			0	48	Lloyd	3	68	22.7	27	0
Matson	5	4	1	0			0	30	Scarpati	3	41	13.7	24t	1
Goodwin	3	0	3	0			0	18	Burroughs	2	5	2.5	3	0
Gros	2	2	0	0			0	12	Glass	1	18	18.0	18	0
Snead	2	2	0	0			0	12	Eagles	17	272	16.0	94t	2
Woodeshick	2	2	0	0			0	12	Opponents	18	273	15.2	64	3
Concannon	1	1	0	0			0	6						
Cross	1	0	0	1			0	6						
Mack	1	0	1	0			0	6						
Morgan	1	0	0	1			0	6						
Poage	1	0	1	0			0	6						
Scarpati	1	0	0	1			0	6						

Sacks: Eagles 47.0, Opponents 35.0

Punting	No.	Yds	Avg	Net	TB	Lg	B
Baker	49	2073	42.3	na	na	61	1
Hill	24	968	40.3	na	na	56	0
Eagles	73	3041	41.7	na	na	61	1
Opponents	80	3237	40.5	na	na	63	0

Rushing	No.	Yds	Avg	Lg	TD	Punt Returns	Ret	FC	Yds	Avg	Lg	TD
Gros	154	748	4.9	59t	2	T.Brown	10	6	96	9.6	53	0
Matson	96	404	4.2	63	4	Gill	6	5	61	10.2	29	0
T.Brown	90	356	4.0	36	5	Lang	6	7	26	4.3	8	0
Woodeshick	37	180	4.9	13	2	Matson	2	0	10	5.0	9	0
Concannon	16	134	8.4	29	1	Glass	1	1	0	0.0	0	0
Snead	16	59	3.7	19	2	Hultz	1	0	2	2.0	2	0
Lang	12	37	3.1	20	0	Mack	1	0	0	0.0	0	0
Hill	8	27	3.4	14	0	Scarpati	1	1	6	6.0	6	0
Goodwin	1	-23	-23.0	-23	0	Eagles	28	20	201	7.2	53	0
Eagles	430	1922	4.5	63	16	Opponents	35	18	333	9.5	68	0
Opponents	445	1746	3.9	75	15							

Receiving	No.	Yds	Avg	Lg	TD	Kickoff Returns	No.	Yds	Avg	Lg	TD
Retzlaff	51	855	16.8	44	8	T.Brown	30	692	23.1	51	0
Poage	37	479	12.9	42t	1	Lang	13	352	27.1	49	0
Gros	29	234	8.1	29	0	Gill	7	167	23.9	37	0
Goodwin	23	335	14.6	44t	3	Matson	3	104	34.7	43	0
Matson	17	242	14.2	32	1	Gros	2	38	19.0	20	0
T.Brown	15	244	16.3	87t	5	Morgan	2	0	0.0	0	0
Mack	8	169	21.1	53t	1	Glass	1	12	12.0	12	0
Lang	6	69	11.5	23	0	Thompson	1	0	0.0	0	0
Gill	4	58	14.5	29	0	Eagles	59	1365	23.1	51	0
Smith	4	35	8.8	12	0	Opponents	55	1319	24.0	47	0
Woodeshick	4	12	3.0	8	0						
Crabb	1	14	14.0	14	0						

Field Goals	1-19	20-29	30-39	40-49	50+
Baker	5/5	2/5	1/1	8/14	0/1
Eagles	5/5	2/5	1/1	8/14	0/1
Opponents	3/6	3/4	4/6	1/9	0/1

Baker: (24B,47N,30G) (26B,47G,57N) (12G,42G) (21N) () (45G,10G,46G) (14G,47G) (26G) (47B,40G) (43G) (21G, 9G) (42N,14G,49N,48N) (42N,48G) ()
Opponents: (39N) () () (42N) (11N) (42G,43N) (13G) (34B,46N) (12G,27G) (47N,16N,48N) (29G,18B,42N, 48B,42N) (29N,37G) () (35G,37G,27G,32G,53N,19G)

1963 EAGLES STATISTICS



SCHEDULE & RESULTS (2-10-2)

S-15	T	21-21	Pittsburgh	58,205
S-22	L	24-28	St. Louis	60,671
S-29	L	14-37	NY Giants	60,671
O-06	W	24-21	Dallas	60,671
O-13	W	37-24	at Washington	49,219
O-20	L	7-37	at Cleveland	75,174
O-27	L	7-16	at Chicago	48,514
N-03	L	17-23	Cleveland	60,671
N-10	L	14-42	at NY Giants	62,936
N-17	L	20-27	at Dallas	23,694
N-24	L	10-13	Washington	60,671
D-01	T	20-20	at Pittsburgh	16,721
D-08	L	14-38	at St. Louis	15,979
D-15	L	13-34	Minnesota	57,403

TEAM STATS

	EAGLES	OPP
Total First Downs	203	266
Rushing	78	125
Passing	114	131
Penalty	11	10
3rd Down: Made/Att	na	na
3rd Down Pct.	na	na
4th Down: Made/Att	na	na
4th Down Pct.	na	na
Possession Avg.	na	na
Total Net Yards	3852	4821
Avg. Per Game	275.1	344.4
Total Plays	783	870
Avg. Per Play	4.9	5.5
Net Yards Rushing	1438	1985
Avg. Per Game	102.7	141.8
Total Rushes	376	466
Net Yards Passing	2414	2836
Avg. Per Game	172.4	202.6
Sacked/Yards Lost	27/252	29/270
Gross Yards	2666	3106
Att./Completions	380/193	375/211
Completion Pct.	50.8	56.3
Had Intercepted	31	15
Punts/Average	69/43.1	57/39.1
Net Punting Avg.	na/na	na/na
Penalties/Yards	53/558	54/598
Fumbles/Ball Lost	30/16	23/15
Touchdowns	32	47
Rushing	8	17
Passing	22	28
Returns	2	2

Score By Periods

	Q1	Q2	Q3	Q4	OT	Pts
Eagles	32	86	69	55	0	242
Opponents	43	152	78	108	0	381

Passing	Att	Cmp	Yds	Cmp%	Y/A	TD	TD%	Int	Int%	Lg	Sk/Lost	Rat
Hill	186	91	1213	48.9	6.52	10	5.4	17	9.1	80t	9/104	49.9
Jurgensen	184	99	1413	53.8	7.68	11	6.0	13	7.1	75t	13/111	69.4
Guglielmi LG	24	7	118	29.2	4.92	0	0.0	3	12.5	32	11/94	8.0
Guglielmi TM	7	2	29	28.6	4.14	0	0.0	0	0.0	19	4/27	44.3
Brown	3	1	11	33.3	3.67	1	33.3	1	33.3	11t	0/0	45.1
Dudley	0	0	0	0.0	0.0	0	0.0	0	0.0	0	1/10	0.0
Eagles	380	193	2666	50.8	7.02	22	5.8	31	8.2	80t	27/252	58.9
Opponents	375	211	3106	56.3	8.28	28	7.5	15	4.0	78t	29/270	91.7

Scoring	TD	Ru	Pa	Rt	PAT	FG	2Pt	Pts	INTs	No.	Yds	Avg	Lg	TD
Brown	11	6	4	1			0	66	Burroughs	4	36	9.0	21	0
Clark	0	0	0	0	29/32	7/15	0	50	Lloyd	3	30	10.0	14	0
McDonald	8	0	8	0			0	48	Cross	2	6	3.0	3	0
Goodwin	4	0	4	0			0	24	Caffey	1	87	87.0	87t	1
Retzlaff	4	0	4	0			0	24	Carr	1	25	25.0	15	0
Peaks	2	1	1	0			0	12	Scotti	1	17	17.0	17	0
Caffey	1	0	0	1			0	6	Baughan	1	9	9.0	9	0
Jurgensen	1	1	0	0			0	6	McClellan	1	0	0.0	0	0
R.Smith	1	0	1	0			0	6	Ramsey	1	0	0.0	0	0
Eagles	32	8	22	2	29/32	7/15	0	242	Eagles	15	210	14.0	87t	1
Opponents	47	17	28	2	42/46	19/31	0	381	Opponents	31	516	16.6	75	1

Rushing	No.	Yds	Avg	Lg	TD
Brown	192	841	4.4	34	6
Dean	79	268	3.4	26	0
Peaks	64	212	3.3	26	1
Jurgensen	13	38	2.9	13	1
Guglielmi LG	4	23	5.8	20	0
Guglielmi TM	1	20	20.0	20	0
Dudley	11	21	1.9	6	0
Sapp TM	8	21	2.6	9	0
Woodeshick	5	18	3.6	11	0
Hill	3	-1	-0.3	6	0
Eagles	376	1438	3.8	34	8
Opponents	466	1985	4.3	70t	17

Receiving	No.	Yds	Avg	Lg	TD
Retzlaff	57	895	15.7	46	4
McDonald	41	731	17.8	75t	8
Brown	36	487	13.5	80t	4
Peaks	22	167	7.6	23	1
Goodwin	15	215	14.3	35t	4
Dean	14	108	7.7	20	0
R.Smith	5	63	12.6	16	1
Dudley	1	8	8.0	8	0
Woodeshick	1	-3	-3.0	-3	0
Sapp TM	1	-5	-5.0	-5	0
Eagles	193	2666	13.8	80t	22
Opponents	211	3106	14.7	78t	28

Sacks: Eagles 29.0, Opponents 27.0

Punting	No.	Yds	Avg	Net	TB	Lg	B
Hill	69	2972	43.1	na	na	62	0
Eagles	69	2972	43.1	na	na	62	0
Opponents	57	2228	39.1	na	na	61	0

Punt Returns	Ret	FC	Yds	Avg	Lg	TD
Brown	16	5	152	9.5	22	0
Dean	10	4	74	7.4	26	0
Eagles	26	9	226	8.7	26	0
Opponents	34	13	451	13.3	83	0

Kickoff Returns	No.	Yds	Avg	Lg	TD
Brown	33	945	28.6	100t	1
Dean	16	425	26.6	79	0
Henson	3	21	7.0	10	0
Sapp TM	3	40	13.3	23	0
Woodeshick	3	72	24.0	31	0
R.Smith	2	18	9.0	9	0
Caffey	1	6	6.0	6	0
Eagles	61	1527	25.0	100t	1
Opponents	31	727	23.5	65	0

Field Goals	1-19	20-29	30-39	40-49	50+
Clark	1/2	3/5	0/5	3/3	0/0
Eagles	1/2	3/5	0/5	3/3	0/0
Opponents	na	na	na	na	na

Clark: () (28G) () (28B,12G,29N) (35N,42G) () () (36N,22G) () (39N) (45G,16N) (23G,40G) (39B) (34N)
Opponents: (38G,50G,50N, N,17G) (24B,32N) (12G) () (34G) (43G) (45G,41N,44N,46N)
(9G,22G,34G,45N, 30N) () (56N,33G,27G) (37G,22G) (10G,43N,24G) (23G, 47N) (43G,39G)

1962 EAGLES STATISTICS



SCHEDULE & RESULTS (3-10-1)

S-16	L	21-27	St. Louis	60,671
S-23	L	13-29	NY Giants	60,671
S-30	W	35-7	Cleveland	60,671
O-06	L	7-13	at Pittsburgh	23,164
O-14	L	19-41	at Dallas	18,645
O-21	L	21-27	Washington	60,671
O-28	L	21-31	at Minnesota	30,071
N-04	T	14-14	at Cleveland	63,848
N-11	L	0-49	Green Bay	60,671
N-18	L	14-19	at NY Giants	62,705
N-25	W	28-14	Dallas	58,070
D-02	W	37-14	at Washington	32,229
D-09	L	17-26	Pittsburgh	60,671
D-16	L	35-45	at St. Louis	14,989

TEAM STATS

Total First Downs	235
Rushing	76
Passing	146
Penalty	13
3rd Down: Made/Att	na
3rd Down Pct.	na
4th Down: Made/Att	na
4th Down Pct.	na
Possession Avg.	na
Total Net Yards	4540
Avg. Per Game	324.3
Total Plays	na
Avg. Per Play	na
Net Yards Rushing	1155
Avg. Per Game	82.5
Total Rushes	324
Net Yards Passing	3385
Avg. Per Game	241.8
Sacked/Yards Lost	na/247
Gross Yards	3632
Att./Completions	428/228
Completion Pct.	53.3
Had Intercepted	31
Punts/Average	64/42.9
Net Punting Avg.	na/na
Penalties/Yards	58/619
Fumbles/Ball Lost	25/13
Touchdowns	38
Rushing	13
Passing	23
Returns	2

Score By Periods

	Q1	Q2	Q3	Q4	OT	Pts
Eagles	83	69	66	64	0	282
Opponents	65	164	54	73	0	356

Passing	Att	Cmp	Yds	Cmp%	Y/A	TD	TD%	Int	Int%	Lg	Sk/Lost	Rat
Jurgensen	366	196	3261	53.6	8.91	22	6.0	26	7.1	84	na/212	74.3
Hill	61	31	361	50.8	5.92	0	0.0	5	8.2	37	na/35	34.9
McDonald	1	1	10	100.0	10.00	1	100.0	0	0.0	10t	na/0	147.9
Eagles	428	228	3632	53.3	8.49	23	5.4	31	7.2	84	na/247	69.6
Opponents	363	198	3023	54.5	8.33	16	4.4	26	7.2	77t	na/103	67.1

Scoring	TD	Ru	Pa	Rt	PAT	FG	2Pt	Pts	INTs	No.	Yds	Avg	Lg	TD
Brown	13	5	6	2			0	78	Burroughs	7	96	13.7	28	0
McDonald	10	0	10	0			0	60	Cross	5	46	9.2	22	0
Walston	0	0	0	0	36/38	4/15	0	48	Scotti	4	72	18.0	39	0
Peaks	3	3	0	0			0	18	Carr	3	59	19.7	25	0
Retzlaff	3	0	3	0			0	18	McClellan	3	2	0.7	2	0
Cassady LG	2	0	2	0			0	12	Harrison	2	14	7.0	12	0
Cassady TM	2	0	2	0			0	12	Baughan	1	0	0.0	0	0
Jurgensen	2	2	0	0			0	12	Nocera	1	0	0.0	0	0
Sapp	2	2	0	0			0	12	Eagles	26	289	11.1	39	0
Budd	1	0	1	0			0	6	Opponents	31	555	17.9	100t	2
Hill	1	1	0	0			0	6						
Lucas	1	0	1	0			0	6						
Wittenborn	0	0	0	0	0/0	2/4	0	6						

Punting	No.	Yds	Avg	Net	TB	Lg	B
Hill	64	2747	42.9	na	na	80	0
Eagles	64	2747	42.9	na	na	80	0
Opponents	42	1603	38.2	1	0	65	0

Rushing	No.	Yds	Avg	Lg	TD	Punt Returns	Ret	FC	Yds	Avg	Lg	TD
Brown	137	545	4.0	61t	5	Cassady LG	8	7	49	6.1	13	0
Peaks	137	447	3.3	48	3	Cassady TM	1	4	2	2.0	2	0
Sapp	23	53	2.3	17	2	Brown	6	1	81	13.5	38	0
Jurgensen	17	44	2.6	30	2	McDonald	5	1	8	1.6	6	0
Hill	4	40	10.0	22	1	Cross	1	3	2	2.0	2	0
R.Smith	1	13	13.0	13	0	R.Smith	1	0	2	2.0	2	0
Douglas	4	7	1.8	6	0	Jonas	0	2	0	0.0	0	0
Cassady LG	1	6	6.0	6	0	Eagles	14	11	95	6.8	38	0
Cassady TM	1	6	6.0	6	0	Opponents	24	18	174	7.3	60	0
Eagles	324	1155	3.6	61t	13							
Opponents	526	2126	4.0	39	23							

Receiving	No.	Yds	Avg	Lg	TD	Kickoff Returns	No.	Yds	Avg	Lg	TD
McDonald	58	1146	19.8	60t	10	Brown	30	831	27.7	99t	1
Brown	52	849	16.3	82t	6	Cassady LG	24	482	20.1	34	0
Peaks	39	347	8.9	27	0	Cassady TM	14	249	17.8	34	0
Retzlaff	30	584	19.5	84	3	Douglas	6	136	22.7	40	0
Lucas	19	236	12.4	24	1	Dean	4	83	20.8	28	0
Cassady LG	14	188	13.4	47t	2	Baughan	3	9	3.0	7	0
Cassady TM	14	188	13.4	47t	2	Cross	2	72	36.0	37	0
Sapp	6	80	13.3	34	0	Woulfe	2	5	2.5	5	0
Budd	5	130	26.0	49t	1	Eagles	61	1385	22.7	99t	1
Walston	4	43	10.8	16	0	Opponents	56	1459	26.1	101t	1
R.Smith	1	29	29.0	29	0						
Eagles	228	3632	15.9	84	23						
Opponents	198	3023	15.3	77t	16						

Walston: (N) (N, N, N, 18G, 29G) () () (36G, 9G)
 () (34N, 47N) (26N, 41N) () () (32N, 35N, 16N) ()
 () ()
Wittenborn: () () () () () () () () () () (B, 27G)
 (45N, 18G) ()
Opponents: (N, N) (48G, 27G, 16G) (42N, 47N)
 (14G, 10G, 46N, 14B) (40G, 50N, 11G) () (N, 28G, 9G)
 (47N, 42G, 14N, 33N) (11B, 41N, 45N) (25N) (43N, 28G,
 20G, 37G, 26G) (34N) () (N) (21G, 46G, 28G, 29G) (42G)

1961 EAGLES STATISTICS



SCHEDULE & RESULTS (10-4)

S-17	W	27-20	Cleveland	60,671
S-24	W	14-7	Washington	50,108
O-01	L	27-30	St. Louis	59,399
O-08	W	21-16	Pittsburgh	60,671
O-15	W	20-7	at St. Louis	20,262
O-22	W	43-7	at Dallas	25,000
O-29	W	27-24	at Washington	31,066
N-05	W	16-14	Chicago	60,671
N-12	L	21-38	at NY Giants	62,800
N-19	L	24-45	at Cleveland	68,399
N-26	W	35-13	Dallas	60,127
D-03	W	35-24	at Pittsburgh	21,653
D-10	L	24-28	NY Giants	60,671
D-17	W	27-24	at Detroit	44,231
PLAYOFF BOWL (at Miami)				
J-06	L	10-38	Detroit	25,612

TEAM STATS

	EAGLES	OPP
Total First Downs	252	267
Rushing	78	116
Passing	158	145
Penalty	16	6
3rd Down: Made/Att	na	na
3rd Down Pct.	na	na
4th Down: Made/Att	na	na
4th Down Pct.	na	na
Possession Avg.	na	na
Total Net Yards	5112	4927
Avg. Per Game	365.1	351.9
Total Plays	na	na
Avg. Per Play	na	na
Net Yards Rushing	1507	2007
Avg. Per Game	107.6	143.4
Total Rushes	373	474
Net Yards Passing	3605	2920
Avg. Per Game	257.5	208.6
Sacked/Yards Lost	na/219	na/263
Gross Yards	3824	3183
Att./Completions	429/241	383/224
Completion Pct.	56.2	58.5
Had Intercepted	26	17
Punts/Average	55/43.7	64/41.8
Net Punting Avg.	na/na	na/na
Penalties/Yards	42/500	62/684
Fumbles/Ball Lost	25/14	27/16
Touchdowns	46	38
Rushing	10	12
Passing	34	23
Returns	2	3

Score By Periods	Q1	Q2	Q3	Q4	OT	Pts
Eagles	94	89	92	86	0	361
Opponents	61	72	78	86	0	297

Passing	Att	Cmp	Yds	Cmp%	Y/A	TD	TD%	Int	Int%	Lg	Sk/Lost	Rat
Jurgensen	416	235	3723	56.5	8.95	32	7.7	24	5.8	69	na/211	88.1
Hill	12	6	101	50.0	8.42	2	16.7	2	16.7	23	na/8	78.8
Peaks	1	0	0	0.0	0.00	0	0.0	0	0.0	0	na/0	39.6
Eagles	429	241	3824	56.2	8.91	34	7.9	26	6.1	69	na/219	87.2
Opponents	383	224	3183	58.5	8.31	23	6.0	17	4.4	84t	na/263	87.0

Scoring	TD	Ru	Pa	Rt	PAT	FG	2Pt	Pts	INTs	No.	Yds	Avg	Lg	TD
Walston	2	0	2	0	43/45	14/25	0	97	Burroughs	7	90	12.9	42	0
McDonald	13	0	13	0			0	78	Cross	2	36	18.0	36	0
Retzlaff	8	0	8	0			0	48	Bednarik	2	33	16.5	33	0
Brown	5	1	2	2			0	30	Brookshier	2	20	10.0	20	0
Lucas	5	0	5	0			0	30	Carr	2	20	10.0	20	0
Peaks	5	5	0	0			0	30	Baughan	1	22	22.0	22	0
Barnes	4	1	3	0			0	24	Taseff LG	1	15	15.0	15	0
Dean	3	2	1	0			0	18	Weber	1	15	15.0	15	0
Sapp	1	1	0	0			0	6	Nocera	0	3	0.0	3	0
Eagles	46	10	34	2	43/45	14/25	0	361	Eagles	17	239	14.1	42	0
Opponents	38	12	23	3	36/38	11/24	0	297	Opponents	26	294	11.3	65t	1

Rushing	No.	Yds	Avg	Lg	TD
Peaks	135	471	3.5	33	5
Brown	50	338	6.8	47	1
Dean	66	321	4.9	44	2
Barnes	92	309	3.4	43	1
Jurgensen	20	27	1.4	14	0
Sapp	7	24	3.4	8	1
Hill	2	9	4.5	7	0
Retzlaff	1	8	8.0	8	0
Eagles	373	1507	4.0	47	10
Opponents	474	2007	4.2	54t	12

Receiving	No.	Yds	Avg	Lg	TD
McDonald	64	1144	17.9	66	13
Retzlaff	50	769	15.4	61t	8
Walston	34	569	16.7	68	2
Peaks	32	472	14.8	48	0
Dean	21	335	16.0	60t	1
Barnes	15	194	12.9	59t	3
Brown	14	264	18.9	65	2
Lucas	8	67	8.4	18	5
Sapp	3	10	3.3	8	0
Eagles	241	3824	15.9	69	34
Opponents	224	3183	14.2	84t	23

Punting	No.	Yds	Avg	Net	TB	Lg	B
Hill	55	2403	43.7	na	na	64	0
Eagles	55	2403	43.7	na	na	64	0
Opponents	64	2675	41.8	na	na	69	1

Punt Returns	Ret	FC	Yds	Avg	Lg	TD
Dean	18	na	140	7.8	28	0
Brown	8	na	125	15.6	66t	1
Cross	7	na	77	11.0	21	0
Taseff LG	5	na	39	7.8	23	0
Baughan	1	na	11	11.0	11	0
Eagles	34	na	353	10.4	66t	1
Opponents	30	na	235	7.8	73t	1

Kickoff Returns	No.	Yds	Avg	Lg	TD
Brown	29	811	28.0	105t	1
Dean	21	462	22.0	34	0
Peaks	2	29	14.5	17	0
Cross	1	11	11.0	11	0
Eagles	53	1313	24.8	105t	1
Opponents	58	1224	21.1	91t	1

Walston: (22G,18G,12N) () (19G,16G, N) () (19G, 42G) (20G,26N) (N,13G,33G) (B, N,12G) (42N, 43N) (34G) () (31N) (26G,45N,44N) (21G,10G)
Opponents: (20G,21G) (N,35N) (27G) (49N,23G) (N) (54N) (46N,48N,52G) (B, N) (11G) (54N,17G) (42G,32G) (36G) (23N,33B) (49G,41N)

1960 EAGLES STATISTICS



SCHEDULE & RESULTS (10-2)

S-25	L	24-41	Cleveland	56,303
S-30	W	27-25	at Dallas	18,500
O-09	W	31-27	St. Louis	33,701
O-16	W	28-10	Detroit	38,065
O-23	W	31-29	at Cleveland	64,850
N-06	W	34-7	Pittsburgh	58,324
N-13	W	19-13	Washington	39,361
N-20	W	17-10	at New York	63,571
N-27	W	31-23	New York	60,547
D-04	W	20-6	at St. Louis	21,358
D-11	L	21-27	at Pittsburgh	22,101
D-18	W	38-28	at Washington	20,558
NFL CHAMPIONSHIP				
D-26	W	17-13	Green Bay	67,325

TEAM STATS

	EAGLES	OPP
Total First Downs	190	205
Rushing	54	117
Passing	121	81
Penalty	15	7
3rd Down: Made/Att	na	na
3rd Down Pct.	na	na
4th Down: Made/Att	na	na
4th Down Pct.	na	na
Possession Avg.	na	na
Total Net Yards	3950	4027
Avg. Per Game	329.2	335.6
Total Plays	na	na
Avg. Per Play	na	na
Net Yards Rushing	1134	2200
Avg. Per Game	94.5	183.3
Total Rushes	351	449
Net Yards Passing	2816	1827
Avg. Per Game	234.7	152.3
Sacked/Yards Lost	na/141	na/157
Gross Yards	2957	1984
Att./Completions	331/177	283/139
Completion Pct.	53.5	49.1
Had Intercepted	20	30
Punts/Average	60/43.1	48/43.6
Net Punting Avg.	na/na	na/na
Penalties/Yards	57/544	54/597
Fumbles/Ball Lost	24/10	31/15
Touchdowns	40	29
Rushing	9	14
Passing	29	14
Returns	2	1

Score By Periods

	Q1	Q2	Q3	Q4	OT	Pts
Eagles	51	78	44	148	0	321
Opponents	74	62	53	57	0	246

Passing	Att	Cmp	Yds	Cmp%	Y/A	TD	TD%	Int	Int%	Lg	Sk/Lost	Rat
Van Brocklin	284	153	2471	53.9	8.70	24	8.5	17	6.0	64t	na/96	86.5
Jurgensen	44	24	486	54.5	11.05	5	11.4	1	2.3	71	na/45	122.0
Barnes	3	0	0	0.0	0.00	0	0.0	2	66.7	0	0/0	0.0
Eagles	331	177	2957	53.5	8.93	29	8.8	20	6.0	71	na/141	87.9
Opponents	283	139	1984	49.1	7.01	14	4.9	30	10.6	86t	na/157	49.1

Scoring	TD	Ru	Pa	Rt	PAT	FG	2Pt	Pts	INTs	No.	Yds	Avg	Lg	TD
Walston	4	0	4	0	39/40	14/20	0	105	Burroughs	9	124	13.8	46	0
McDonald	13	0	13	0			0	78	Weber	6	48	8.0	13	0
Barnes	6	4	2	0			0	36	Freeman	4	67	16.8	48	0
Retzlaff	5	0	5	0			0	30	Baughan	3	50	16.7	18	0
Brown	4	2	2	0			0	24	Johnson	3	34	11.3	33	0
Dean	3	0	3	0			0	18	Carr	2	4	2.0	4	0
Peaks	3	3	0	0			0	18	Bednarik	2	0	0.0	0	0
Carr	1	0	0	1			0	6	Brookshier	1	14	14.0	14	0
Smith	1	0	0	1			0	6	Eagles	30	341	11.4	48	0
Wittenborn LG	0	0	0	0	0/0	0/3	0	0	Opponents	20	277	13.9	37	1
Eagles	40	9	29	2	39/40	14/20	0	321						
Opponents	29	14	14	1	24/28	16/28	0	246						

Rushing	No.	Yds	Avg	Lg	TD
Peaks	86	465	5.4	57	3
Barnes	117	315	2.7	23t	4
Dean	113	304	2.7	32	0
Brown	9	35	3.9	13	2
Sapp	9	20	2.2	7	0
Jurgensen	4	5	1.3	9	0
Retzlaff	2	3	1.5	7	0
Van Brocklin	11	-13	-1.2	1	0
Eagles	351	1134	3.2	57	9
Opponents	449	2200	4.9	87t	14

Receiving	No.	Yds	Avg	Lg	TD
Retzlaff	46	826	18.0	57t	5
McDonald	39	801	20.5	64t	13
Walston	30	563	18.8	49t	4
Barnes	19	132	6.9	16	2
Dean	15	218	14.5	49t	3
Peaks	14	116	8.3	34	0
Brown	9	247	27.4	71	2
Lucas	3	34	11.3	19	0
Sapp	2	20	10.0	14	0
Eagles	177	2957	16.7	71	29
Opponents	139	1984	14.3	86t	14

Punting	No.	Yds	Avg	Net	TB	Lg	B
Van Brocklin	60	2585	43.1	na	na	70	0
Eagles	60	2585	43.1	na	na	70	0
Opponents	48	2094	43.6	na	na	62	0

Punt Returns	Ret	FC	Yds	Avg	Lg	TD
Dean	16	na	65	4.1	15	0
Brown	10	na	47	4.7	12	0
Jackson	1	na	5	5.0	5	0
McDonald	1	na	2	2.0	2	0
Eagles	28	na	119	4.3	15	0
Opponents	34	na	166	4.9	24	0

Kickoff Returns	No.	Yds	Avg	Lg	TD
Dean	26	533	20.5	30	0
Brown	11	295	26.8	79	0
Reichow	4	28	7.0	12	0
Robb	4	44	11.0	15	0
Baughan	2	18	9.0	17	0
McDonald	2	45	22.5	26	0
Carr	1	5	5.0	5	0
Lucas	1	5	5.0	5	0
Wilson	1	0	0.0	0	0
Eagles	52	973	18.7	79	0
Opponents	53	1076	20.3	37	0

Walston: (N,21G) (21G,27G) (N, N,27G) () (N,38G) (21G,32N,11G) (22G,10G) (17B,12G) (15G) (32G,39G) () (23G)

Wittenborn, S.F.-Phi.: () () () () () (33N,45N,19N0) () () () () ()

Opponents: (N,36G,15G) (31G,45G) (18G,12G) (N,33G) (N,12G,23G,44G) (42N) (N, N,18G,17G) (26G,36N,45N,46N) (35G,31G,15G) (N) () (38N,37N)

1959 EAGLES STATISTICS



SCHEDULE & RESULTS (7-5)

S-27	L	14-24	at San Francisco	41,697
O-04	W	49-21	New York	27,023
O-11	W	28-24	Pittsburgh	27,343
O-18	L	7-24	at New York	68,783
O-25	W	28-24	at Chicago Cardinals	20,112
N-01	W	30-23	Washington	39,854
N-08	L	7-28	at Cleveland	58,275
N-15	W	27-17	Chicago Cardinals	28,887
N-22	W	23-20	Los Angeles	47,425
N-29	L	0-31	at Pittsburgh	22,191
D-06	W	34-14	at Washington	24,325
D-13	L	21-28	Cleveland	45,952

TEAM STATS

	EAGLES	OPP
Total First Downs	211	220
Rushing	78	103
Passing	120	101
Penalty	13	16
3rd Down: Made/Att	na	na
3rd Down Pct.	na	na
4th Down: Made/Att	na	na
4th Down Pct.	na	na
Possession Avg.	na	na
Total Net Yards	3887	3938
Avg. Per Game	323.9	328.2
Total Plays	743	721
Avg. Per Play	5.2	5.5
Net Yards Rushing	1315	2068
Avg. Per Game	109.6	172.3
Total Rushes	391	429
Net Yards Passing	2572	1870
Avg. Per Game	214.3	155.8
Sacked/Yards Lost	na/72	na/204
Gross Yards	2644	2074
Att./Completions	352/194	292/144
Completion Pct.	55.1	49.3
Had Intercepted	16	20
Punts/Average	54/42.7	48/41.1
Net Punting Avg.	54/36.2	48/34.9
Penalties/Yards	52/501	47/457
Fumbles/Ball Lost	26/8	28/20
Touchdowns	35	36
Rushing	13	15
Passing	17	17
Returns	5	4

Score By Periods

	Q1	Q2	Q3	Q4	OT	Pts
Eagles	34	106	59	69	0	268
Opponents	55	88	42	93	0	278

Passing	Att	Cmp	Yds	Cmp%	Y/A	TD	TD%	Int	Int%	Lg	Sk/Lost	Rat
Van Brocklin	340	191	2617	56.2	7.70	16	4.7	14	4.1	71	na/72	79.5
Barnes	7	0	0	0.0	0.00	0	0.0	2	28.6	0	0/0	0.0
Jurgensen	5	3	27	60.0	5.40	1	20.0	0	0.0	19t	0/0	114.2
Eagles	352	194	2644	55.1	7.51	17	4.8	16	4.5	71	na/72	76.5
Opponents	292	144	2074	49.3	7.10	17	5.8	20	6.8	51	na/204	63.6

Scoring	TD	Ru	Pa	Rt	PAT	FG	2Pt	Pts	INTs	No.	Yds	Avg	Lg	TD
McDonald	11	0	10	1			0	66	Carr	5	65	13.0	26	0
Barnes	9	7	2	0			0	54	Pellegrini	3	42	14.0	39	0
Walston	3	0	3	0	33/34	0/1	0	51	Powell	3	17	5.7	17	0
Cothren	0	0	0	0	1/1	8/18	0	25	Brookshier	3	13	4.3	8	0
Peaks	3	3	0	0			0	18	Weber	2	8	4.0	8	0
Van Brocklin	2	2	0	0			0	12	Johnson	1	22	22.0	22	0
Bielski	1	0	1	0	0/0	0/5	0	6	M. Campbell	1	0	0.0	0	0
Huth	1	0	0	1			0	6	Khayat	1	0	0.0	0	0
Owens	1	0	0	1			0	6	Riley	1	0	0.0	0	0
Powell	1	0	0	1			0	6	Eagles	20	167	8.4	39	0
Retzlaff	1	0	1	0			0	6	Opponents	16	360	22.5	70t	2
Sapp	1	1	0	0			0	6						
Weber	1	0	0	1			0	6						
Eagles	35	13	17	5	34/35	8/24	0	268						
Opponents	36	15	17	4	35/36	9/20	0	278						

Rushing	No.	Yds	Avg	Lg	TD
Barnes	181	687	3.8	61t	7
Peaks	124	451	3.6	34	3
Sapp	41	145	3.5	17	1
Kowalczyk	26	37	1.4	6	0
Van Brocklin	11	13	1.2	12	2
Walston	2	8	4.0	7	0
Pagliei	2	-5	-2.5	1	0
McDonald	2	-10	-5.0	-4	0
Retzlaff	2	-11	-5.5	-5	0
Eagles	391	1315	3.4	61t	13
Opponents	429	2068	4.8	80t	15

Receiving	No.	Yds	Avg	Lg	TD
McDonald	47	846	18.0	71	10
Retzlaff	34	595	17.5	45	1
Barnes	32	314	9.8	47t	2
Peaks	28	209	7.5	23	0
Walston	16	279	17.4	40	3
Bielski	15	264	17.6	57	1
Kowalczyk	9	33	3.7	13	0
Sapp	6	47	7.8	13	0
MacAfee TM	5	48	9.6	14	0
Pagliei	2	9	4.5	11	0
Eagles	194	2644	13.6	71	17
Opponents	144	2074	14.4	51	17

Punting	No.	Yds	Avg	Net	TB	Lg	B
Van Brocklin	53	2263	42.7	36.2	2	59	1
Pagliei	1	45	45.0	45.0	0	45	0
Eagles	54	2308	42.7	36.2	2	59	1
Opponents	48	1975	41.1	34.9	3	60	0

Punt Returns	Ret	FC	Yds	Avg	Lg	TD
McDonald	21	na	115	5.5	81t	1
Powell	15	na	124	8.3	58t	1
Eagles	36	na	239	6.6	81t	2
Opponents	40	na	312	7.8	65	1

Kickoff Returns	No.	Yds	Avg	Lg	TD
McDonald	24	444	18.5	36	0
Powell	14	379	27.1	95	0
Wilson	2	4	2.0	4	0
DeLucca	1	0	0.0	0	0
Nocera	1	15	15.0	15	0
Eagles	42	842	20.0	95	0
Opponents	37	819	22.1	34	0

1958 EAGLES STATISTICS



SCHEDULE & RESULTS (2-9-1)

S-28	L	14-24	Washington	36,850
O-05	W	27-24	New York	23,178
O-12	L	3-24	at Pittsburgh	23,153
O-19	L	24-30	San Francisco	33,110
O-26	L	35-38	at Green Bay	31,043
N-02	T	21-21	at Chicago Cardinals	17,486
N-09	L	24-31	Pittsburgh	26,306
N-16	W	49-21	Chicago Cardinals	18,315
N-23	L	14-28	at Cleveland	51,319
N-30	L	10-24	at New York	35,438
D-07	L	14-21	Cleveland	36,773
D-14	L	0-20	at Washington	22,621

TEAM STATS

	EAGLES	OPP
Total First Downs	222	225
Rushing	72	101
Passing	125	100
Penalty	25	24
3rd Down: Made/Att	na	na
3rd Down Pct.	na	na
4th Down: Made/Att	na	na
4th Down Pct.	na	na
Possession Avg.	na	na
Total Net Yards	3790	4047
Avg. Per Game	315.8	337.3
Total Plays	736	777
Avg. Per Play	5.1	5.2
Net Yards Rushing	1093	1929
Avg. Per Game	91.1	160.8
Total Rushes	334	488
Net Yards Passing	2697	2118
Avg. Per Game	224.8	176.5
Sacked/Yards Lost	75	126
Gross Yards	2772	2244
Att./Completions	402/214	289/138
Completion Pct.	53.2	47.8
Had Intercepted	21	15
Punts/Average	54/41.2	53/43.1
Net Punting Avg.	54/33.4	53/36.1
Penalties/Yards	55/570	74/722
Fumbles/Ball Lost	41/22	18/12
Touchdowns	31	39
Rushing	13	15
Passing	18	22
Returns	0	2

Score By Periods

	Q1	Q2	Q3	Q4	OT	Pts
Eagles	65	69	38	63	0	235
Opponents	75	117	62	52	0	306

Passing	Att	Cmp	Yds	Cmp%	Y/A	TD	TD%	Int	Int%	Lg	Sk/Lost	Rat
Van Brocklin	374	198	2409	52.9	6.44	15	4.0	20	5.3	91t	na/46	64.1
Jurgensen	22	12	259	54.5	11.77	0	0.0	1	4.5	61	na/29	77.6
Barnes	6	4	104	66.7	17.33	3	50.0	0	0.0	71t	0/0	149.3
Eagles	402	214	2772	53.2	6.90	18	4.5	21	5.2	91t	na/75	68.3
Opponents	289	138	2244	47.8	7.76	22	7.6	15	5.2	71t	na/126	78.0

Scoring	TD	Ru	Pa	Rt	PAT	FG	2Pt	Pts	INTs	No.	Yds	Avg	Lg	TD
Walston	3	0	3	0	31/31	6/14	0	67	Pellegrini	4	90	22.5	40	0
McDonald	9	0	9	0			0	54	Bell	2	33	16.5	33	0
Barnes	7	7	0	0			0	42	Scott	2	15	7.5	10	0
Peaks	5	3	2	0			0	30	Ryan TM	1	38	38.0	38	0
Retzlaff	2	0	2	0			0	12	Hudson	1	15	15.0	15	0
Bielski	1	0	1	0			0	6	Riley	1	8	8.0	8	0
Kowalczyk	1	1	0	0			0	6	Koman	1	5	5.0	5	0
Mitcham	1	0	1	0			0	6	Kowalczyk	1	2	2.0	2	0
Van Brocklin	1	1	0	0			0	6	Brookshier	1	0	0.0	0	0
Wells	1	1	0	0			0	6	Norton	1	0	0.0	0	0
Eagles	31	13	18	0	31/31	6/14	0	235	Eagles	15	206	13.7	40	0
Opponents	39	15	22	2	39/39	11/23	0	306	Opponents	21	242	11.5	39	0

Rushing	No.	Yds	Avg	Lg	TD	Punting	No.	Yds	Avg	Net	TB	Lg	B
Barnes	156	551	3.5	70t	7	Van Brocklin	54	2225	41.2	33.4	3	58	1
Peaks	115	386	3.4	23	3	Eagles	54	2225	41.2	33.4	3	58	1
Wells	24	92	3.8	12	1	Opponents	53	2285	43.1	36.1	2	66	0
Kowalczyk	17	43	2.5	17	1								

Punt Returns	Ret	FC	Yds	Avg	Lg	TD
Wells	19	na	158	8.3	65	0
McDonald	18	na	135	7.5	35	0
Riley	7	na	27	3.9	10	0
Koman	1	na	5	5.0	5	0
Norton	1	na	8	8.0	8	0
Ryan TM	1	na	0	0.0	0	0
Eagles	47	na	333	7.1	65	0
Opponents	41	na	363	8.9	68t	1

Kickoff Returns	No.	Yds	Avg	Lg	TD
McDonald	14	262	18.7	32	0
Wells	14	336	24.0	44	0
Riley	9	205	22.8	35	0
Bielski	5	66	13.2	18	0
Jacobs	2	24	12.0	20	0
Koman	1	7	7.0	7	0
Eagles	45	900	20.0	44	0
Opponents	40	961	24.0	98t	1

1957 EAGLES STATISTICS



SCHEDULE & RESULTS (4-8)

S-29	L	13-17	at Los Angeles	62,506
O-05	L	20-24	New York	28,342
O-13	L	7-24	at Cleveland	53,493
O-20	W	17-7	Cleveland	22,443
O-27	L	0-6	at Pittsburgh	27,016
N-03	W	38-21	at Chicago Cardinals	18,718
N-10	L	16-27	Detroit	29,320
N-17	L	0-13	at New York	42,845
N-24	W	21-12	Washington	20,730
D-01	W	7-6	Pittsburgh	16,364
D-08	L	7-42	at Washington	21,304
D-14	L	27-31	Chicago Cardinals	12,555

TEAM STATS

	EAGLES	OPP
Total First Downs	149	199
Rushing	80	83
Passing	51	94
Penalty	18	22
3rd Down: Made/Att	na	na
3rd Down Pct.	na	na
4th Down: Made/Att	na	na
4th Down Pct.	na	na
Possession Avg.	na	na
Total Net Yards	2737	3683
Avg. Per Game	228.1	306.9
Total Plays	628	708
Avg. Per Play	4.4	5.2
Net Yards Rushing	1582	1714
Avg. Per Game	131.8	142.8
Total Rushes	424	451
Net Yards Passing	1155	1969
Avg. Per Game	96.3	164.1
Sacked/Yards Lost	224	114
Gross Yards	1379	2083
Att./Completions	204/99	257/133
Completion Pct.	48.5	51.8
Had Intercepted	23	17
Punts/Average	68/41.1	58/42.8
Net Punting Avg.	68/35.4	58/37.6
Penalties/Yards	75/654	65/642
Fumbles/Ball Lost	25/16	26/19
Touchdowns	21	27
Rushing	9	15
Passing	10	10
Returns	2	2

Score By Periods

	Q1	Q2	Q3	Q4	OT	Pts
Eagles	37	36	27	73	0	173
Opponents	34	94	51	51	0	230

Passing	Att	Cmp	Yds	Cmp%	Y/A	TD	TD%	Int	Int%	Lg	Sk/Lost	Rat
Thomason	92	46	630	50.0	6.85	4	4.3	10	10.9	67t	na/46	47.2
Jurgensen	70	33	470	47.1	6.71	5	7.1	8	11.4	61t	na/88	53.6
Dorow	36	17	212	47.2	5.89	1	2.8	4	11.1	49	na/90	35.6
Peaks	3	2	56	66.7	18.67	0	0.0	1	33.3	37	0/0	70.1
McDonald	1	1	11	100.0	11.00	0	0.0	0	0.0	11	0/0	112.5
Barnes	1	0	0	0.0	0.00	0	0.0	0	0.0	0	0/0	39.6
Norton	1	0	0	0.0	0.00	0	0.0	0	0.0	0	0/0	39.6
Eagles	204	99	1379	48.5	6.76	10	4.9	23	11.3	67t	na/224	47.4
Opponents	257	133	2083	51.8	8.11	10	3.9	17	6.6	64	na/114	64.4

Scoring	TD	Ru	Pa	Rt	PAT	FG	2Pt	Pts	INTs	No.	Yds	Avg	Lg	TD		
Walston	1	0	1	0	20/21	9/12	0	53	Norton	4	155	38.8	99t	1		
McDonald	3	0	3	0			0	18	Brookshier	4	74	18.5	40	0		
Thomason	3	3	0	0			0	18	Ji. Harris	3	99	33.0	65t	1		
Barnes	2	1	1	0			0	12	Bednarik	3	51	17.0	37	0		
Bielski	2	0	2	0	0/0	0/2	0	12	Bell	2	38	19.0	38	0		
Dorow	2	2	0	0			0	12	Wydo	1	25	25.0	25	0		
Jurgensen	2	2	0	0			0	12	Eagles	17	442	26.0	99t	2		
Rocky Ryan	2	0	2	0			0	12	Opponents	23	340	14.8	55	1		
Ji. Harris	1	0	0	1			0	6								
Norton	1	0	0	1			0	6	Punting	No.	Yds	Avg	Net	TB	B	
Peaks	1	1	0	0			0	6	Norton	68	2798	41.1	35.4	2	63	1
Stribling	1	0	1	0			0	6	Eagles	68	2798	41.1	35.4	2	63	1
Eagles	21	9	10	2	20/21	9/14	0	173	Opponents	58	2481	42.8	37.6	5	59	1
Opponents	27	15	10	2	26/27	14/29	0	230								

Rushing	No.	Yds	Avg	Lg	TD	Punt Returns	Ret	FC	Yds	Avg	Lg	TD
Barnes	143	529	3.7	41	1	McDonald	26	na	127	4.9	28	0
Peaks	125	495	4.0	35	1	Keller	9	na	59	6.6	38	0
Keller	57	195	3.4	15	0	Ji. Harris	1	na	0	0.0	0	0
Worden	42	133	3.2	17	0	Norton	1	na	13	13.0	13	0
Norton	2	73	36.5	61	0	Eagles	37	na	199	5.4	38	0
Thomason	15	62	4.1	19	3	Opponents	45	na	351	7.8	36	0

Kickoff Returns	No.	Yds	Avg	Lg	TD
Keller	15	320	21.3	37	0
McDonald	11	304	27.6	50	0
Peaks	5	98	19.6	27	0
Worden	4	63	15.8	19	0
Bielski	2	11	5.5	10	0
Norton	2	33	16.5	18	0
Bell	1	7	7.0	7	0
Wydo	1	2	2.0	2	0
Eagles	41	838	20.4	50	0
Opponents	31	737	23.8	42	0

Receiving	No.	Yds	Avg	Lg	TD
Barnes	19	212	11.2	67t	1
Stribling	14	194	13.9	58t	1
Walston	11	266	24.2	49	1
Peaks	11	99	9.0	53	0
Retzlaff	10	120	12.0	28	0
McDonald	9	228	25.3	61t	3
Bielski	8	81	10.1	19	2
Burnine	7	63	9.0	16	0
Rocky Ryan	4	91	22.8	46t	2
Keller	4	31	7.8	30	0
Worden	1	3	3.0	3	0
Gaona	1	-9	-9.0	-9	0
Eagles	99	1379	13.9	67t	10
Opponents	133	2083	15.7	64	10

1956 EAGLES STATISTICS



SCHEDULE & RESULTS (3-8-1)

S-30	L	7-27	at Los Angeles	54,412
O-06	W	13-9	Washington	26,607
O-14	W	35-21	at Pittsburgh	31,375
O-21	L	6-20	Chicago Cardinals	36,545
O-28	L	3-20	at New York	40,960
N-04	L	17-28	at Chicago Cardinals	27,609
N-11	W	14-7	Pittsburgh	22,652
N-18	L	0-16	Cleveland	25,894
N-25	T	10-10	San Francisco	19,326
D-02	L	14-17	at Cleveland	20,654
D-09	L	17-19	at Washington	22,333
D-15	L	7-21	New York	16,562

TEAM STATS

	EAGLES	OPP
Total First Downs	160	200
Rushing	73	110
Passing	74	69
Penalty	13	21
3rd Down: Made/Att	na	na
3rd Down Pct.	na	na
4th Down: Made/Att	na	na
4th Down Pct.	na	na
Possession Avg.	na	na
Total Net Yards	2654	3226
Avg. Per Game	221.2	268.8
Total Plays	667	756
Avg. Per Play	4.0	4.3
Net Yards Rushing	1377	1893
Avg. Per Game	114.8	157.8
Total Rushes	418	513
Net Yards Passing	1277	1333
Avg. Per Game	106.4	111.1
Sacked/Yards Lost	279	173
Gross Yards	1556	1506
Att./Completions	249/122	243/114
Completion Pct.	49.0	46.9
Had Intercepted	27	16
Punts/Average	68/41.8	68/41.0
Net Punting Avg.	68/37.6	68/36.0
Penalties/Yards	59/542	76/686
Fumbles/Ball Lost	25/11	17/11
Touchdowns	18	25
Rushing	11	10
Passing	6	15
Returns	1	0

Score By Periods

	Q1	Q2	Q3	Q4	OT	Pts
Eagles	44	34	31	34	0	143
Opponents	31	56	59	69	0	215

Passing	Att	Cmp	Yds	Cmp%	Y/A	TD	TD%	Int	Int%	Lg	Sk/Lost	Rat
Thomason	164	82	1119	50.0	6.82	4	2.4	21	12.8	52	na/166	40.7
Burk	82	39	426	47.6	5.20	1	1.2	6	7.3	40	na/113	36.9
Schaefer	3	1	11	33.3	3.67	1	33.3	0	0.0	11t	0/0	84.7
Eagles	249	122	1556	49.0	6.25	6	2.4	27	10.8	52	na/279	37.4
Opponents	243	114	1506	46.9	6.20	15	6.2	16	6.6	64t	na/173	60.1

Scoring	TD	Ru	Pa	Rt	PAT	FG	2Pt	Pts	INTs	No.	Yds	Avg	Lg	TD
Walston	3	0	3	0	17/18	6/13	0	53	Bell	4	61	15.3	33	1
Keller	4	4	0	0			0	24	Riley	3	57	19.0	31	0
Burnine LG	2	0	2	0			0	12	Norton	2	34	17.0	23	0
Burnine TM	2	0	2	0			0	12	Bednarik	2	0	0.0	0	0
Schaefer	2	2	0	0			0	12	Bawel	1	33	33.0	33	0
Thomason	2	2	0	0			0	12	Brookshier	1	31	31.0	31	0
Bell	1	0	0	1			0	6	Rocky Ryan	1	17	17.0	17	0
Bielski	1	1	0	0	0/0	0/1	0	6	Scott	1	12	12.0	12	0
Bredice	1	0	1	0			0	6	Campbell	1	1	1.0	1	0
Giancanelli	1	1	0	0			0	6	Eagles	16	246	15.4	33	1
Wegert	1	1	0	0			0	6	Opponents	27	365	13.5	42	0
Eagles	18	11	6	1	17/18	6/14	0	143						
Opponents	25	10	15	0	23/25	14/21	0	215						

Rushing	No.	Yds	Avg	Lg	TD
Keller	112	433	3.9	51t	4
Schaefer	102	320	3.1	11	2
Bielski	52	162	3.1	15	1
Giancanelli	42	148	3.5	21	1
Wegert	47	127	2.7	19	1
Berzinski	15	72	4.8	20	0
Burk	17	61	3.6	11	0
Thomason	21	48	2.3	19	2
B. Smith LG	11	18	1.6	7	0
B. Smith TM	9	8	0.9	5	0
Parmer	1	-2	-2.0	-2	0
Eagles	418	1377	3.3	51t	11
Opponents	513	1893	3.7	46	10

Receiving	No.	Yds	Avg	Lg	TD
Walston	39	590	15.1	51t	3
Schaefer	13	117	9.0	27	0
Retzlaff	12	159	13.3	20	0
Burnine LG	10	208	20.8	52	2
Burnine TM	10	208	20.8	52	2
Bredice	10	146	14.6	40t	1
Giancanelli	10	104	10.4	18	0
Bielski	8	63	7.9	17	0
Keller	7	36	5.1	13	0
Wegert	6	46	7.7	19	0
Berzinski	3	35	11.7	17	0
Stribling	2	11	5.5	7	0
Rocky Ryan	1	31	31.0	31	0
Riley	1	10	10.0	10	0
Eagles	122	1556	12.8	52	6
Opponents	114	1506	13.2	64t	15

Punting	No.	Yds	Avg	Net	TB	Lg	B
Burk	68	2843	41.8	37.6	0	62	1
Eagles	68	2843	41.8	37.6	0	62	1
Opponents	68	2787	41.0	36.0	5	64	0

Punt Returns	Ret	FC	Yds	Avg	Lg	TD
Riley	17	na	73	4.3	35	0
Keller	15	na	146	9.7	40	0
Giancanelli	4	na	22	5.5	18	0
Eagles	36	na	241	6.7	40	0
Opponents	50	na	283	5.7	29	0

Kickoff Returns	No.	Yds	Avg	Lg	TD
Keller	15	353	23.5	32	0
Riley	15	381	25.4	59	0
Giancanelli	8	187	23.4	31	0
Pellegrini	2	47	23.5	26	0
Wiley	2	32	16.0	20	0
Bawel	1	25	25.0	25	0
Bednarik	1	17	17.0	17	0
Norton	1	31	31.0	31	0
B. Smith LG	1	14	14.0	14	0
Eagles	45	1073	23.8	59	0
Opponents	27	666	24.7	56	0

1955 EAGLES STATISTICS



SCHEDULE & RESULTS (4-7-1)

S-24	W	27-17	New York	29,597
O-01	L	30-31	Washington	31,891
O-09	L	17-21	at Cleveland	43,974
O-15	L	7-13	at Pittsburgh	33,413
O-23	T	24-24	at Chicago Cardinals	24,620
O-30	W	24-0	Pittsburgh	31,164
N-06	L	21-34	at Washington	25,741
N-13	W	33-17	Cleveland	39,303
N-20	L	7-31	at New York	22,075
N-27	L	21-23	Los Angeles	31,648
D-04	W	27-3	Chicago Cardinals	19,478
D-11	L	10-17	at Chicago Bears	34,783

TEAM STATS

	EAGLES	OPP
Total First Downs	219	174
Rushing	71	89
Passing	128	69
Penalty	20	16
3rd Down: Made/Att	na	na
3rd Down Pct.	na	na
4th Down: Made/Att	na	na
4th Down Pct.	na	na
Possession Avg.	na	na
Total Net Yards	3789	3231
Avg. Per Game	315.8	269.3
Total Plays	792	727
Avg. Per Play	4.8	4.4
Net Yards Rushing	1317	1637
Avg. Per Game	109.8	136.4
Total Rushes	392	455
Net Yards Passing	2472	1594
Avg. Per Game	206.0	132.8
Sacked/Yards Lost	224	216
Gross Yards	2696	1810
Att./Completions	400/198	272/124
Completion Pct.	49.5	45.6
Had Intercepted	24	16
Punts/Average	61/42.9	74/39.1
Net Punting Avg.	61/39.2	74/37.5
Penalties/Yards	61/542	57/463
Fumbles/Ball Lost	35/21	27/20
Touchdowns	31	28
Rushing	9	12
Passing	19	12
Returns	3	3

Score By Periods

	Q1	Q2	Q3	Q4	OT	Pts
Eagles	23	61	61	103	0	248
Opponents	69	54	72	36	0	231

Passing	Att	Cmp	Yds	Cmp%	Y/A	TD	TD%	Int	Int%	Lg	Sk/Lost	Rat
Burk	228	110	1359	48.2	5.96	9	3.9	17	7.5	59	na/192	49.2
Thomason	171	88	1337	51.5	7.82	10	5.8	7	4.1	63t	na/32	80.0
Norton	1	0	0	0.0	0.00	0	0.0	0	0.0	0	0/0	39.6
Eagles	400	198	2696	49.5	6.74	19	4.8	24	6.0	63t	na/224	62.3
Opponents	272	124	1810	45.6	6.65	12	4.4	16	5.9	72t	na/216	58.0

Scoring	TD	Ru	Pa	Rt	PAT	FG	2Pt	Pts	INTs	No.	Yds	Avg	Lg	TD
Bielski	1	1	0	0	23/24	9/23	0	56	Bawel	9	168	18.7	42t	2
Pihos	7	0	7	0			0	42	Hudson	3	48	16.0	25	0
Stribling	6	0	6	0			0	36	Bednarik	1	36	36.0	36	0
Walston	3	0	3	0	6/7	2/3	0	30	Ricca LG	1	33	33.0	33	0
Giancanelli	3	2	1	0			0	18	Bell	1	30	30.0	30	0
Norton	3	1	1	1			0	18	Robinson	1	20	20.0	20	0
Bawel	2	0	0	2			0	12	Carroccio LG	1	7	7.0	7	0
Burk	2	2	0	0			0	12	Norton	1	0	0.0	0	0
Wegert	2	2	0	0			0	12	Eagles	16	302	18.9	42t	2
Ledbetter	1	0	1	0			0	6	Opponents	24	228	9.5	53	0
Parmer	1	1	0	0			0	6						
Eagles	31	9	19	3	29/31	11/26	0	248						
Opponents	28	12	12	4	27/28	12/23	0	231						

Rushing

	No.	Yds	Avg	Lg	TD
Giancanelli	97	385	4.0	20	2
Goode LG	83	297	3.6	36	0
Goode TM	76	274	3.6	36	0
Norton	36	144	4.0	23t	1
Burk	36	132	3.7	30	2
Parmer	34	129	3.8	36	1
Wegert	26	120	4.6	38	2
Bielski	28	67	2.4	8	1
Ledbetter	21	48	2.3	7	0
Thomason	17	29	1.7	20	0
Johnson	3	1	0.3	4	0
Taliaferro	3	-2	-0.7	0	0
Walston	1	-3	-3.0	-3	0
Goldston	14	-7	-0.5	7	0
Eagles	392	1317	3.4	38	9
Opponents	455	1637	3.6	51	12

Receiving

	No.	Yds	Avg	Lg	TD
Pihos	62	864	13.9	40t	7
Stribling	38	568	14.9	56	6
Walston	27	443	16.4	63t	3
Giancanelli	25	379	15.2	59	1
Goode LG	11	152	13.8	50	0
Goode TM	10	137	13.7	50	0
Norton	11	125	11.4	36t	1
Bielski	8	48	6.0	19	0
Ledbetter	7	88	12.6	37t	1
Taliaferro	3	17	5.7	14	0
Wegert	3	17	5.7	12	0
Goldston	2	8	4.0	9	0
Bawel	1	6	6.0	6	0
Parmer	1	-4	-4.0	-4	0
Eagles	198	2696	13.6	63t	19
Opponents	124	1810	14.6	72t	12

Punting

	No.	Yds	Avg	Net	TB	Lg	B
Burk	61	2615	42.9	39.2	1	75	0
Eagles	61	2615	42.9	39.2	1	75	0
Opponents	74	2890	39.1	37.5	1	54	1

Punt Returns

	Ret	FC	Yds	Avg	Lg	TD
Norton	20	na	33	1.7	13	0
Bawel	15	na	32	2.1	17	0
Giancanelli	5	na	30	6.0	15	0
Hudson	1	na	0	0.0	0	0
Eagles	41	na	95	2.3	17	0
Opponents	36	na	206	5.7	66t	1

Kickoff Returns

	No.	Yds	Avg	Lg	TD
Giancanelli	11	267	24.3	29	0
Bawel	8	169	21.1	41	0
Norton	8	281	35.1	96t	1
Wegert	4	87	21.8	28	0
Snyder	3	34	11.3	14	0
Goode LG	2	36	18.0	20	0
Goode TM	2	36	18.0	20	0
Ledbetter	1	21	21.0	21	0
Sharkey TM	1	11	11.0	11	0
Taliaferro	1	16	16.0	16	0
Eagles	39	922	23.6	96t	1
Opponents	40	987	24.7	61	0

1954 EAGLES STATISTICS



SCHEDULE & RESULTS (7-4-1)

S-26	W	28-10	Cleveland	26,546
O-03	W	35-16	at Chicago Cardinals	17,084
O-09	W	24-22	Pittsburgh	37,322
O-17	W	49-21	at Washington	22,051
O-23	L	7-17	at Pittsburgh	39,075
O-30	L	14-37	Green Bay	25,378
N-07	W	30-14	Chicago Cardinals	21,963
N-14	L	14-27	at New York	46,565
N-21	L	0-6	at Cleveland	41,537
N-28	W	41-33	Washington	18,517
D-05	T	13-13	at Detroit	54,939
D-12	W	29-14	New York	28,449

TEAM STATS

	EAGLES	OPP
Total First Downs	221	171
Rushing	66	64
Passing	139	84
Penalty	16	23
3rd Down: Made/Att	na	na
3rd Down Pct.	na	na
4th Down: Made/Att	na	na
4th Down Pct.	na	na
Possession Avg.	na	na
Total Net Yards	3803	2747
Avg. Per Game	316.9	228.9
Total Plays	802	699
Avg. Per Play	4.7	3.9
Net Yards Rushing	1196	1063
Avg. Per Game	99.7	88.6
Total Rushes	401	354
Net Yards Passing	2607	1684
Avg. Per Game	217.3	140.3
Sacked/Yards Lost	375	346
Gross Yards	2982	2030
Att./Completions	401/206	345/143
Completion Pct.	51.4	41.4
Had Intercepted	30	28
Punts/Average	73/40.0	71/42.3
Net Punting Avg.	73/34.7	71/38.2
Penalties/Yards	85/874	58/589
Fumbles/Ball Lost	38/22	32/22
Touchdowns	39	27
Rushing	4	8
Passing	33	13
Returns	2	6

Score By Periods

	Q1	Q2	Q3	Q4	OT	Pts
Eagles	51	93	69	71	0	284
Opponents	52	43	95	40	0	230

Passing	Att	Cmp	Yds	Cmp%	Y/A	TD	TD%	Int	Int%	Lg	Sk/Lost	Rat
Burk	231	123	1740	53.2	7.53	23	10.0	17	7.4	84t	na/183	80.4
Thomason	170	83	1242	48.8	7.31	10	5.9	13	7.6	63	na/192	60.9
Eagles	401	206	2982	51.4	7.44	33	8.2	30	7.5	84t	na/375	72.1
Opponents	345	143	2030	41.4	5.88	13	3.8	28	8.1	72t	na/346	39.9

Scoring	TD	Ru	Pa	Rt	PAT	FG	2Pt	Pts	INTs	No.	Yds	Avg	Lg	TD
Walston	11	0	11	0	36/39	4/10	0	114	Hudson	8	89	11.1	32	0
Pihos	10	0	10	0			0	60	Norton	5	110	22.0	69t	1
Giancanelli	4	0	4	0			0	24	Robinson	4	41	10.3	18	0
Ledbetter	4	1	3	0			0	24	Kilroy	4	29	7.3	19	0
Williams	4	1	3	0			0	24	Dowda	2	34	17.0	34	0
Moselle	3	1	2	0			0	18	Barni	2	0	0.0	0	0
Norton	1	0	0	1			0	6	Richardson	1	10	10.0	10	0
Willey	1	0	0	1			0	6	Bednarik	1	9	9.0	9	0
Worden	1	1	0	0			0	6	Sharkey	1	4	4.0	4	0
Team (s)	0	0	0	0			0	2	Eagles	28	326	11.6	69t	1
Eagles	39	4	33	2	36/39	4/10	0	284	Opponents	30	476	15.9	59t	2
Opponents	27	8	13	6	25/27	13/28	0	230						

Rushing	No.	Yds	Avg	Lg	TD
Parmer	119	408	3.4	24	0
Ledbetter	81	241	3.0	14	1
Williams	47	183	3.9	33	1
Worden	58	128	2.2	12	1
Moselle	29	114	3.9	14	1
Giancanelli	33	47	1.4	11	0
Thomason	10	45	4.5	19	0
Burk	15	18	1.2	15	0
Johnson	7	16	2.3	11	0
Pihos	1	-1	-1.0	-1	0
Norton	1	-3	-3.0	-3	0
Eagles	401	1196	3.0	33	4
Opponents	354	1063	3.0	50t	8

Receiving	No.	Yds	Avg	Lg	TD
Pihos	60	872	14.5	34	10
Williams	44	668	15.2	84t	3
Walston	31	581	18.7	75t	11
Moselle	17	242	14.2	38t	2
Ledbetter	15	192	12.8	48t	3
Giancanelli	14	195	13.9	50t	4
Parmer	12	40	3.3	16	0
Worden	7	63	9.0	23	0
Luft	3	59	19.7	30	0
Willey	2	50	25.0	37	0
Johnson	1	20	20.0	20	0
Eagles	206	2982	14.5	84t	33
Opponents	143	2030	14.2	72t	13

Punting	No.	Yds	Avg	Net	TB	Lg	B
Burk	73	2918	40.0	34.7	4	58	0
Eagles	73	2918	40.0	34.7	4	58	0
Opponents	71	3006	42.3	38.2	1	72	0

Punt Returns	Ret	FC	Yds	Avg	Lg	TD
Williams	23	na	153	6.7	25	0
Norton	21	na	89	4.2	18	0
Bednarik	2	na	26	13.0	24	0
Barni	1	na	0	0.0	0	0
Cifelli TM	1	na	0	0.0	0	0
Sharkey	1	na	5	5.0	5	0
Eagles	49	na	273	5.6	25	0
Opponents	49	na	304	6.2	59t	1

Kickoff Returns	No.	Yds	Avg	Lg	TD
Giancanelli	17	387	22.8	33	0
Ledbetter	8	175	21.9	38	0
Moselle	7	149	21.3	27	0
Johnson	6	152	25.3	34	0
Bednarik	3	40	13.3	21	0
Snyder	2	18	9.0	13	0
Roffler	1	19	19.0	19	0
Stevens	1	6	6.0	6	0
Eagles	45	946	21.0	38	0
Opponents	52	1235	23.8	99t	2

1953 EAGLES STATISTICS



SCHEDULE & RESULTS (7-4-1)

S-27	L	21-31	at San Francisco	27,819
O-02	T	21-21	Washington	19,099
O-10	L	13-37	at Cleveland	45,802
O-17	W	23-7	Pittsburgh	18,681
O-25	W	56-17	at Chicago Cardinals	22,064
N-01	W	35-7	at Pittsburgh	27,547
N-08	W	30-7	New York	24,331
N-15	W	45-14	Baltimore	27,813
N-21	W	38-0	Chicago Cardinals	19,402
N-29	L	28-37	at New York	20,294
D-06	L	0-10	at Washington	21,579
D-13	W	42-27	Cleveland	38,654

TEAM STATS

	EAGLES	OPP
Total First Downs	256	186
Rushing	97	69
Passing	144	98
Penalty	15	19
3rd Down: Made/Att	na	na
3rd Down Pct.	na	na
4th Down: Made/Att	na	na
4th Down Pct.	na	na
Possession Avg.	na	na
Total Net Yards	4811	2998
Avg. Per Game	400.9	249.8
Total Plays	848	705
Avg. Per Play	5.7	4.3
Net Yards Rushing	1722	1117
Avg. Per Game	143.5	93.1
Total Rushes	410	331
Net Yards Passing	3089	1881
Avg. Per Game	257.4	156.8
Sacked/Yards Lost	268	408
Gross Yards	3357	2289
Att./Completions	438/224	374/167
Completion Pct.	51.1	44.7
Had Intercepted	31	24
Punts/Average	53/42.4	79/42.5
Net Punting Avg.	53/37.2	79/38.6
Penalties/Yards	84/779	63/606
Fumbles/Ball Lost	37/15	27/17
Touchdowns	49	27
Rushing	22	6
Passing	25	17
Returns	2	4

Score By Periods

	Q1	Q2	Q3	Q4	OT	Pts
Eagles	72	94	68	118	0	352
Opponents	54	41	48	72	0	215

Passing	Att	Cmp	Yds	Cmp%	Y/A	TD	TD%	Int	Int%	Lg	Sk/Lost	Rat
Thomason	304	162	2462	53.3	8.10	21	6.9	20	6.6	62t	na/129	75.9
Burk	119	56	788	47.1	6.62	4	3.4	9	7.6	61	na/120	48.6
Gambold	14	6	107	42.9	7.64	0	0.0	2	14.3	41	na/19	30.1
Ziegler	1	0	0	0.0	0.00	0	0.0	0	0.0	0	0/0	39.6
Eagles	438	224	3357	51.1	7.66	25	5.7	31	7.1	62t	na/268	66.2
Opponents	374	167	2289	44.7	6.12	17	4.5	24	6.4	66t	na/408	53.2

Scoring	TD	Ru	Pa	Rt	PAT	FG	2Pt	Pts	INTs	No.	Yds	Avg	Lg	TD		
Walston	5	0	5	0	45/48	4/13	0	87	Brookshier	8	41	5.1	22	0		
Pihos	10	0	10	0			0	60	Bednarik	6	116	19.3	41	1		
Johnson	7	5	2	0			0	42	Craft	4	46	11.5	27	0		
Giancanelli	6	1	5	0			0	36	Hudson	3	74	24.7	42	0		
Ziegler	5	5	0	0			0	30	Van Buren	1	13	13.0	13	0		
Williams	4	3	1	0			0	24	Stringer	1	7	7.0	7	0		
Burk	3	3	0	0			0	18	Jarmoluk	1	2	2.0	2	0		
Ledbetter	3	1	2	0			0	18	Eagles	24	299	12.5	42	1		
Parmer	2	2	0	0			0	12	Opponents	31	351	11.3	39	1		
Bednarik	1	0	0	1			0	6								
Brewer	1	1	0	0			0	6	Punting	No.	Yds	Avg	Net	TB	Lg	B
Scott	1	0	0	1			0	6	Burk	41	1765	43.0	39.3	0	66	0
Thomason	1	1	0	0			0	6	Bednarik	12	483	40.3	38.1	0	54	0
Pollard	0	0	0	0	1/1	0/2	0	1	Eagles	53	2248	42.4	37.2	1	66	0
Eagles	49	22	25	2	46/49	4/15	0	352	Opponents	79	3354	42.5	38.6	7	64	0
Opponents	27	6	17	4	26/27	9/18	0	215								

Rushing	No.	Yds	Avg	Lg	TD	Punt Returns	Ret	FC	Yds	Avg	Lg	TD
Johnson	83	439	5.3	66t	5	Pollard	20	na	106	5.3	20	0
Williams	61	345	5.7	48t	3	Williams	15	na	25	1.7	8	0
Ziegler	83	320	3.9	52	5	Johnson	5	na	14	2.8	14	0
Parmer	38	158	4.2	45	2	Giancanelli	4	na	11	2.8	11	0
Giancanelli	44	131	3.0	30	1	Hudson	2	na	10	5.0	10	0
Ledbetter	41	120	2.9	32	1	Eagles	46	na	166	3.6	20	0
Brewer	17	85	5.0	19	1	Opponents	45	na	257	5.7	54	0
Burk	8	54	6.8	32t	3							
Pollard	23	44	1.9	11	0	Kickoff Returns	No.	Yds	Avg	Lg	TD	
Thomason	9	23	2.6	20	1	Williams	14	343	24.5	62	0	
Stringer	1	5	5.0	5	0	Pollard	13	301	23.2	49	0	
Gambold	2	-2	-1.0	0	0	Johnson	4	69	17.3	26	0	
Eagles	410	1722	4.2	66t	22	Giancanelli	2	45	22.5	38	0	
Opponents	331	1117	3.4	40	6	Hudson	1	0	0.0	0	0	

Receiving	No.	Yds	Avg	Lg	TD	Parmer	1	18	18.0	18	0
Pihos	63	1049	16.7	59	10	Scott	1	0	0.0	0	0
Walston	41	750	18.3	62t	5	Stringer	1	11	11.0	11	0
Williams	31	438	14.1	40	1	Eagles	37	787	21.3	62	0
Giancanelli	20	346	17.3	47t	5	Opponents	49	1208	24.7	104t	1
Ziegler	15	211	14.1	43	0						
Parmer	14	89	6.4	15	0						
Ledbetter	13	137	10.5	34t	2						
Johnson	12	227	18.9	41	2						
Pollard	7	33	4.7	24	0						
Brewer	4	43	10.8	16	0						
Schnelker	4	34	8.5	12	0						
Eagles	224	3357	15.0	62t	25						
Opponents	167	2289	13.7	66t	17						

1952 EAGLES STATISTICS



SCHEDULE & RESULTS (7-5)

S-28	W	31-25	at Pittsburgh	22,501
O-04	L	7-31	New York	22,512
O-12	W	26-21	Pittsburgh	18,648
O-19	L	7-49	Cleveland	27,874
O-26	W	14-10	at New York	21,458
N-02	L	10-12	at Green Bay	10,149
N-09	W	38-20	Washington	16,932
N-16	W	10-7	Chicago Cardinals	18,406
N-23	W	28-20	at Cleveland	28,948
N-30	L	22-28	at Chicago Cardinals	13,577
D-07	W	38-21	Dallas Texans	18,376
D-14	L	21-27	at Washington	22,468

TEAM STATS

	EAGLES	OPP
Total First Downs	181	187
Rushing	72	81
Passing	98	93
Penalty	11	13
3rd Down: Made/Att	na	na
3rd Down Pct.	na	na
4th Down: Made/Att	na	na
4th Down Pct.	na	na
Possession Avg.	na	na
Total Net Yards	3335	3150
Avg. Per Game	277.9	262.5
Total Plays	795	751
Avg. Per Play	4.2	4.2
Net Yards Rushing	1370	1396
Avg. Per Game	114.2	116.3
Total Rushes	434	408
Net Yards Passing	1965	1754
Avg. Per Game	163.8	146.2
Sacked/Yards Lost	307	410
Gross Yards	2272	2164
Att./Completions	361/154	343/157
Completion Pct.	42.7	45.8
Had Intercepted	19	20
Punts/Average	83/40.2	88/41.3
Net Punting Avg.	83/33.1	88/35.0
Penalties/Yards	80/747	74/699
Fumbles/Ball Lost	43/22	36/19
Touchdowns	31	38
Rushing	10	10
Passing	13	19
Returns	8	9

Score By Periods

	Q1	Q2	Q3	Q4	OT	Pts
Eagles	79	68	40	65	0	252
Opponents	44	85	72	70	0	271

Passing	Att	Cmp	Yds	Cmp%	Y/A	TD	TD%	Int	Int%	Lg	Sk/Lost	Rat
Thomason	212	95	1334	44.8	6.29	8	3.8	9	4.2	44	na/172	60.5
Burk	82	37	561	45.1	6.84	4	4.9	5	6.1	84t	na/108	59.0
Enke	67	22	377	32.8	5.63	1	1.5	5	7.5	65	na/27	26.8
Eagles	361	154	2272	42.7	6.29	13	3.6	19	5.3	84t	na/307	53.9
Opponents	343	157	2164	45.8	6.31	19	5.5	20	5.8	63t	na/410	60.7

Scoring	TD	Ru	Pa	Rt	PAT	FG	2Pt	Pts	INTs	No.	Yds	Avg	Lg	TD
Walston	3	0	3	0	31/31	11/20	0	82	Bawel	8	121	15.1	35	0
Grant	7	0	7	0			0	42	Sutton	3	54	18.0	30	0
Ziegler	4	2	2	0			0	24	Jarmoluk	2	48	24.0	45t	1
Goldston	3	3	0	0			0	18	Bednarik	2	14	7.0	12	0
Brewer	2	2	0	0			0	12	Craft	1	32	32.0	32t	1
Huzvar	2	2	0	0			0	12	Sears	1	9	9.0	9t	1
Jarmoluk	2	0	0	2			0	12	Stringer	1	9	9.0	9	0
Pihos	2	0	1	1			0	12	Scott TM	1	0	0.0	0	0
Van Buren (s)	1	0	0	1			0	8	Willey	1	0	0.0	0	0
Bawel	1	0	0	1			0	6	Ferris LG	0	3	--	3	0
Craft	1	0	0	1			0	6	Ferris TM	0	3	--	3	0
Ferris LG	1	1	0	0			0	6	Eagles	20	290	14.5	45t	3
Pollard	1	1	0	0			0	6	Opponents	19	187	9.8	38t	1
Sears	1	0	0	1			0	6						
Stevens	1	0	0	1			0	6						
Eagles	31	10	13	8	31/31	11/20	0	252						
Opponents	38	10	19	9	31/38	4/14	0	271						

Punting	No.	Yds	Avg	Net	TB	Lg	B
Burk	83	3335	40.2	33.1	1	68	2
Eagles	83	3335	40.2	33.1	1	68	2
Opponents	88	3630	41.3	35.0	5	63	0

Rushing	No.	Yds	Avg	Lg	TD
Huzvar	105	349	3.3	26	2
Goldston	65	210	3.2	20	3
Brewer	50	188	3.8	71t	2
Pollard	55	186	3.4	23	1
Ziegler	67	172	2.6	12	2
Stevens	33	95	2.9	36	0
Thomason	17	88	5.2	23	0
Burk	7	28	4.0	12	0
Enke	14	25	1.8	12	0
Parmer	12	23	1.9	8	0
Ferris LG	11	22	2.0	11t	1
Stringer	2	5	2.5	3	0
Van Buren	7	1	0.1	6	0
Eagles	434	1370	3.2	71t	10
Opponents	408	1396	3.4	40	10

Punt Returns	Ret	FC	Yds	Avg	Lg	TD
Bawel	34	na	261	7.7	52t	1
Stevens	16	na	172	10.8	56t	1
Ferris LG	2	na	11	5.5	11	0
Walston	2	na	13	6.5	13	0
Van Buren	1	na	0	0.0	0	0
Eagles	53	na	446	8.4	56t	2
Opponents	55	na	571	10.4	74t	1

Kickoff Returns	No.	Yds	Avg	Lg	TD
Pollard	21	528	25.1	66	0
Stevens	16	433	27.1	51	0
Ziegler	4	82	20.5	27	0
Ferris LG	3	76	25.3	30	0
Parmer	2	33	16.5	17	0
Craft	1	18	18.0	18	0
Sears	1	45	45.0	45	0
Stringer	1	22	22.0	22	0
Van Buren	1	12	12.0	12	0
Eagles	47	1173	25.0	66	0
Opponents	44	1111	25.3	93t	2

Receiving	No.	Yds	Avg	Lg	TD
Grant	56	997	17.8	84t	7
Walston	26	469	18.0	65	3
Stevens	13	174	13.4	39	0
Huzvar	13	37	2.8	12	0
Pihos	12	219	18.3	47	1
Ziegler	8	120	15.0	37	2
Pollard	8	59	7.4	14	0
Brewer	5	19	3.8	12	0
Van Buren	4	73	18.3	38	0
Bawel	2	60	30.0	52	0
Enke	2	19	9.5	18	0
Goldston	2	12	6.0	8	0
Parmer	2	10	5.0	8	0
Ferris LG	1	8	8.0	8	0
Stringer	1	4	4.0	4	0
Eagles	154	2272	14.8	84t	13
Opponents	157	2164	13.8	63t	19

1951 EAGLES STATISTICS



SCHEDULE & RESULTS (4-8)

S-30	W	17-14	at Chicago Cardinals	16,129
O-06	W	21-14	San Francisco	23,432
O-14	L	24-37	at Green Bay	18,489
O-21	L	24-26	at NY Giants	28,656
O-28	L	23-27	Washington	20,437
N-04	W	34-13	at Pittsburgh	19,649
N-11	L	17-20	at Cleveland	36,571
N-18	L	10-28	Detroit	25,350
N-25	L	13-17	Pittsburgh	15,537
D-02	W	35-21	at Washington	23,738
D-09	L	7-23	New York Giants	19,322
D-16	L	9-24	Cleveland	16,263

TEAM STATS

	EAGLES	OPP
Total First Downs	200	183
Rushing	111	92
Passing	73	77
Penalty	16	14
3rd Down: Made/Att	na	na
3rd Down Pct.	na	na
4th Down: Made/Att	na	na
4th Down Pct.	na	na
Possession Avg.	na	na
Total Net Yards	3052	3294
Avg. Per Game	254.3	274.5
Total Plays	793	749
Avg. Per Play	3.8	4.4
Net Yards Rushing	1562	1816
Avg. Per Game	130.2	151.3
Total Rushes	509	462
Net Yards Passing	1490	1478
Avg. Per Game	124.2	123.2
Sacked/Yards Lost	223	270
Gross Yards	1713	1748
Att./Completions	284/120	287/119
Completion Pct.	42.3	41.5
Had Intercepted	29	18
Punts/Average	77/39.1	70/44.4
Net Punting Avg.	77/35.5	70/36.1
Penalties/Yards	51/428	53/458
Fumbles/Ball Lost	36/18	28/19
Touchdowns	31	32
Rushing	13	12
Passing	17	17
Returns	1	3

Score By Periods

	Q1	Q2	Q3	Q4	OT	Pts
Eagles	44	75	53	62	0	234
Opponents	34	55	91	84	0	264

Passing	Att	Cmp	Yds	Cmp%	Y/A	TD	TD%	Int	Int%	Lg	Sk/Lost	Rat
Burk	218	92	1329	42.2	6.10	14	6.4	23	10.6	53t	na/179	44.5
Rauch LG	94	30	288	31.9	3.06	1	1.1	4	4.3	39t	na/87	27.3
Rauch TM	12	5	51	41.7	4.25	0	0.0	1	8.3	18	na/33	19.8
Mackrides	54	23	333	42.6	6.17	3	5.6	5	9.3	43t	na/11	43.2
Eagles	284	120	1713	42.3	6.03	17	6.0	29	10.2	53t	na/223	42.8
Opponents	287	119	1748	41.5	6.09	17	5.9	18	6.3	53t	na/270	55.6

Scoring	TD	Ru	Pa	Rt	PAT	FG	2Pt	Pts	INTs	No.	Yds	Avg	Lg	TD
Walston	8	0	8	0	28/31	6/11	0	94	Reagan	4	60	15.0	44	0
S. Van Buren	6	6	0	0			0	36	Armstrong	4	18	4.5	18	0
Pihos	5	0	5	0			0	30	Craft	2	61	30.5	26	0
Scott	4	1	3	0			0	24	Pihos	2	30	15.0	30	0
Parmer	2	2	0	0			0	12	Sutton	2	8	4.0	8	0
Sandifer	2	1	1	0			0	12	Sandifer	1	28	28.0	28	0
Ziegler	2	2	0	0			0	12	E. Van Buren	1	23	23.0	23	0
Burk	1	1	0	0			0	6	McHugh	1	19	19.0	19	0
Cowhig	1	0	0	1			0	6	Jarmoluk	1	9	9.0	9	0
Stickel (s)	0	0	0	0			0	2	Eagles	18	256	14.2	49	0
Eagles	31	13	17	1	28/31	6/11	0	234	Opponents	29	475	16.4	88t	2
Opponents	32	12	17	3	31/32	13/21	0	264						

Rushing	No.	Yds	Avg	Lg	TD
Ziegler	113	418	3.7	34	2
S. Van Buren	112	327	2.9	17	6
Parmer	92	316	3.4	15t	2
Scott	45	161	3.6	40	1
Pollard LG	26	121	4.7	28	0
Pollard TM	24	119	5.0	28	0
Sandifer	35	113	3.2	13	1
E. Van Buren	16	60	3.8	11	0
Rauch LG	7	26	3.7	11	0
Rauch TM	6	21	3.5	11	0
Burk	28	12	0.4	11	1
Mackrides	7	9	1.3	3	0
Pritchard TM	31	6	0.2	9	0
Eagles	509	1562	3.1	40	13
Opponents	462	1816	3.9	80t	12

Receiving	No.	Yds	Avg	Lg	TD
Pihos	35	536	15.3	38t	5
Walston	31	512	16.5	43t	8
Parmer	13	80	6.2	16	0
Scott	10	212	21.2	53t	3
Pritchard TM	8	103	12.9	38	0
Ziegler	8	59	7.4	19	0
S. Van Buren	4	28	7.0	18	0
O'Quinn TM	3	58	19.3	34	0
Armstrong	3	44	14.7	18	0
Pollard LG	3	35	11.7	18	0
Pollard TM	3	17	5.7	9	0
Sandifer	2	36	18.0	30t	1
Lindskog	0	21	---	21	0
Magee	0	7	---	7	0
Eagles	120	1713	14.3	53t	17
Opponents	119	1748	14.7	53t	17

Punting	No.	Yds	Avg	Net	TB	Lg	B
Burk	67	2646	39.5	36.3	1	60	0
Reagan	10	367	36.7	36.7	0	48	0
Eagles	77	3013	39.1	35.5	1	60	0
Opponents	70	3108	44.4	36.1	10	66	0

Punt Returns	Ret	FC	Yds	Avg	Lg	TD
Pollard LG	18	na	148	8.2	23	0
Pollard TM	15	na	114	7.6	23	0
Sandifer	14	na	137	9.8	26	0
Pritchard TM	7	na	50	7.1	21	0
Scott	4	na	72	18.0	30	0
Craft	2	na	0	0.0	0	0
Grant	1	na	9	9.0	9	0
Eagles	43	na	382	8.9	30	0
Opponents	34	na	261	7.7	71t	1

Kickoff Returns	No.	Yds	Avg	Lg	TD
Pollard LG	19	464	24.4	45	0
Pollard TM	14	326	23.3	36	0
Sandifer	8	147	18.4	40	0
Scott	8	171	21.4	30	0
Pritchard TM	5	81	16.2	20	0
Walston	5	57	11.4	17	0
Pihos	3	40	13.3	20	0
Craft	2	53	26.5	38	0
Barnes	1	15	15.0	15	0
Cowhig	1	12	12.0	12	0
Kilroy	1	18	18.0	18	0
Eagles	48	920	19.2	40	0
Opponents	42	923	22.0	38	0

1950 EAGLES STATISTICS



SCHEDULE & RESULTS (6-6)

S-16	L	10-35	Cleveland	71,237
S-24	W	45-7	at Chicago Cardinals	24,914
O-07	W	56-20	Los Angeles	24,134
O-15	W	24-14	at Baltimore	14,413
O-22	W	17-10	at Pittsburgh	35,662
O-29	W	35-3	Washington	33,707
N-05	L	7-9	Pittsburgh	24,629
N-12	W	33-0	at Washington	29,407
N-19	L	10-14	Chicago Cardinals	28,368
N-26	L	3-7	at NY Giants	24,093
D-03	L	7-13	at Cleveland	37,490
D-10	L	7-9	New York Giants	26,440

TEAM STATS

	EAGLES	OPP
Total First Downs	231	141
Rushing	142	66
Passing	79	65
Penalty	10	10
3rd Down: Made/Att	na	na
3rd Down Pct.	na	na
4th Down: Made/Att	na	na
4th Down Pct.	na	na
Possession Avg.	na	na
Total Net Yards	4014	3049
Avg. Per Game	334.5	254.1
Total Plays	866	668
Avg. Per Play	4.6	4.6
Net Yards Rushing	2328	1603
Avg. Per Game	194.0	133.6
Total Rushes	581	391
Net Yards Passing	1686	1446
Avg. Per Game	140.5	120.5
Sacked/Yards Lost	150	175
Gross Yards	1836	1621
Att./Completions	285/121	277/102
Completion Pct.	42.5	36.8
Had Intercepted	28	31
Punts/Average	56/41.4	77/38.9
Net Punting Avg.	56/33.0	77/33.2
Penalties/Yards	63/612	73/590
Fumbles/Ball Lost	32/15	32/17
Touchdowns	33	17
Rushing	13	5
Passing	15	10
Returns	5	2

Score By Periods

	Q1	Q2	Q3	Q4	OT	Pts
Eagles	47	80	48	79	0	254
Opponents	43	20	57	21	0	141

Passing	Att	Cmp	Yds	Cmp%	Y/A	TD	TD%	Int	Int%	Lg	Sk/Lost	Rat
Thompson	239	107	1608	44.8	6.73	11	4.6	22	9.2	75	na/142	44.4
Mackrides	46	14	228	30.4	4.96	4	8.7	6	13.0	59	na/8	37.5
Eagles	285	121	1836	42.5	6.44	15	5.3	28	9.8	75	na/150	42.3
Opponents	277	102	1621	36.8	5.85	10	3.6	31	11.2	69t	na/175	29.6

Scoring	TD	Ru	Pa	Rt	PAT	FG	2Pt	Pts	INTs	No.	Yds	Avg	Lg	TD
Patton	0	0	0	0	32/33	8/17	0	56	Sutton	8	67	8.4	32	0
Parmer	8	7	1	0			0	48	Craft	7	70	10.0	29	0
Pihos	6	0	6	0			0	36	Reagan	4	132	33.0	47	1
Van Buren	4	4	0	0			0	24	McHugh	4	34	8.5	27	0
Ferrante	3	0	3	0			0	18	Armstrong	3	4	1.3	4	0
Ledbetter	3	1	2	0			0	18	Muha	2	40	20.0	21	1
Ziegler	3	1	2	0			0	18	Sandifer LG	2	27	13.5	27	0
Armstrong	1	0	1	0			0	6	Willey	1	41	41.0	41t	1
Craft	1	0	0	1			0	6	Bednarik	1	9	9.0	9	0
Green	1	0	0	1			0	6	Wojciechowicz	1	4	4.0	4	0
Muha	1	0	0	1	0/0	0/5	0	6	Eagles	31	401	12.9	47	3
Reagan	1	0	0	1			0	6	Opponents	28	289	10.3	36	1
Willey	1	0	0	1			0	6						
Eagles	33	13	15	5	32/33	8/22	0	254						
Opponents	17	5	10	2	15/16	8/18	0	141						

Rushing	No.	Yds	Avg	Lg	TD
Ziegler	172	733	4.3	52	1
Van Buren	188	629	3.3	41	4
Ledbetter	67	320	4.8	23	1
Parmer	60	203	3.4	27	7
Myers	29	159	5.5	42	0
Mackrides	21	82	3.9	18	0
Reagan	3	55	18.3	40	0
Craft	8	52	6.5	19	0
Scott	13	46	3.5	22	0
Thompson	15	34	2.3	7	0
Boedeker LG	8	16	2.0	8	0
McHugh	4	14	3.5	5	0
Sandifer LG	1	3	3.0	3	0
Sutton	1	1	1.0	1	0
Eagles	581	2328	4.0	52	13
Opponents	391	1603	4.1	74	5

Receiving	No.	Yds	Avg	Lg	TD
Pihos	38	447	11.8	43	6
Ferrante	35	588	16.8	75	3
Ziegler	13	216	16.6	48t	2
Myers	12	204	17.0	39	0
Armstrong	8	124	15.5	36	1
Parmer	6	103	17.2	59	1
Ledbetter	4	81	20.3	29	2
Van Buren	2	34	17.0	29	0
Hix	2	25	12.5	20	0
Craft	1	14	14.0	14	0
Boedeker LG	1	10	10.0	10	0
Eagles	121	1836	15.2	75	15
Opponents	102	1621	15.9	69t	10

Punting	No.	Yds	Avg	Net	TB	Lg	B
Reagan	54	2270	42.0	34.2	3	68	0
Muha	2	48	24.0	24.0	0	48	1
Eagles	56	2318	41.4	33.0	4	68	1
Opponents	77	2995	38.9	33.2	2	60	1

Punt Returns	Ret	FC	Yds	Avg	Lg	TD
Craft	19	na	113	5.9	13	0
Sandifer LG	15	na	155	10.3	39	0
Sandifer TM	15	na	155	10.3	39	0
Sutton	9	na	75	8.3	14	0
Reagan	6	na	38	6.3	12	0
Boedeker LG	5	na	49	9.8	12	0
Ziegler	3	na	20	6.7	12	0
Eagles	52	na	401	7.7	39	0
Opponents	32	na	392	12.3	82t	1

Kickoff Returns	No.	Yds	Avg	Lg	TD
Craft	10	327	32.7	103t	1
Ziegler	10	204	20.4	28	0
Sandifer LG	5	108	21.6	36	0
Sandifer TM	4	89	22.3	36	0
Van Buren	5	110	22.0	26	0
McHugh	2	45	22.5	28	0
Muha	2	28	14.0	19	0
Myers	2	25	12.5	14	0
Boedeker LG	1	20	20.0	20	0
Green	1	14	14.0	14	0
Maronic	1	4	4.0	4	0
Sutton	1	21	21.0	21	0
Eagles	38	867	22.8	103t	1
Opponents	38	834	21.9	58	0

1949 EAGLES STATISTICS



SCHEDULE & RESULTS (11-1)

S-22	W	7-0	at NY Bulldogs	4,355
O-03	W	22-14	at Detroit	20,163
O-08	W	28-3	Chicago Cardinals	33,716
O-16	L	21-38	at Chicago Bears	47,248
O-23	W	49-14	Washington	28,602
O-30	W	38-7	at Pittsburgh	37,840
N-06	W	38-14	LA Rams	38,230
N-13	W	44-21	at Washington	31,170
N-20	W	42-0	NY Bulldogs	22,165
N-27	W	34-17	Pittsburgh	22,191
D-04	W	24-3	at NY Giants	25,446
D-11	W	17-3	New York Giants	21,022
NFL CHAMPIONSHIP				
D-18	W	14-0	at LA Rams	22,245

TEAM STATS

	EAGLES	OPP
Total First Downs	243	148
Rushing	143	60
Passing	87	68
Penalty	13	20
3rd Down: Made/Att	na	na
3rd Down Pct.	na	na
4th Down: Made/Att	na	na
4th Down Pct.	na	na
Possession Avg.	na	na
Total Net Yards	4448	2467
Avg. Per Game	370.7	205.6
Total Plays	883	656
Avg. Per Play	5.0	3.8
Net Yards Rushing	2607	1217
Avg. Per Game	217.3	101.4
Total Rushes	632	353
Net Yards Passing	1824	1248
Avg. Per Game	152.0	104.0
Sacked/Yards Lost	85	359
Gross Yards	1909	1607
Att./Completions	251/130	303/121
Completion Pct.	51.8	39.9
Had Intercepted	14	29
Punts/Average	53/40.8	81/38.6
Net Punting Avg.	53/31.3	81/30.5
Penalties/Yards	81/729	62/533
Fumbles/Ball Lost	29/12	30/14
Touchdowns	48	17
Rushing	25	5
Passing	18	11
Returns	5	1

Score By Periods

	Q1	Q2	Q3	Q4	OT	Pts
Eagles	72	122	98	72	0	364
Opponents	48	24	31	31	0	134

Passing	Att	Cmp	Yds	Cmp%	Y/A	TD	TD%	Int	Int%	Lg	Sk/Lost	Rat
Thompson	214	116	1727	54.2	8.07	16	7.5	11	5.1	75t	na/73	84.4
Mackrides	36	14	182	38.9	5.06	2	5.6	2	5.6	37	na/12	34.5
Pritchard	1	0	0	0.0	0.00	0	0.0	1	100.0	0	0/0	0.0
Eagles	251	130	1909	51.8	7.61	18	7.2	14	5.6	75t	na/85	77.6
Opponents	303	121	1607	39.9	5.30	11	3.6	29	9.6	63t	na/359	30.0

Scoring	TD	Ru	Pa	Rt	PAT	FG	2Pt	Pts	INTs	No.	Yds	Avg	Lg	TD
Van Buren	12	11	1	0			0	72	Reagan	7	146	20.9	52	0
Patton	0	0	0	0	42/43	9/18	0	69	Humbert	7	69	9.9	37	0
Armstrong	5	0	5	0			0	30	McHugh	6	89	14.8	36	1
Ferrante	5	0	5	0			0	30	Muha	2	31	15.5	28t	1
Parmer	5	5	0	0			0	30	Wojciechowicz	2	26	13.0	16	0
Pritchard	5	3	2	0			0	30	Parmer	2	12	6.0	12	0
Pihos	4	0	4	0			0	24	Craft	1	17	17.0	17	0
Scott	3	1	1	1			0	18	Ziegler	1	16	16.0	16	0
Thompson	2	2	0	0			0	12	Jarmoluk LG	1	3	3.0	3	0
Muha	1	0	0	1	5/5	0/1	0	11	Jarmoluk TM	1	3	3.0	3	0
Craft	1	0	0	1			0	6	Eagles	29	409	14.1	52	2
Mackrides	1	1	0	0			0	6	Opponents	14	241	17.2	54t	1
McHugh	1	0	0	1			0	6						
Myers	1	1	0	0			0	6	Punting	No.	Yds	Avg	Net	TB
Reagan	1	0	0	1			0	6	Muha	45	1800	40.0	31.2	6
Ziegler	1	1	0	0			0	6	Reagan	8	362	45.3	37.6	0
Gianelli (s)	0	0	0	0			0	2	Eagles	53	2162	40.8	31.3	6
Eagles	48	25	18	5	47/48	9/19	0	364	Opponents	81	3127	38.6	30.5	4
Opponents	17	5	11	1	17/17	5/8	0	134						

Rushing	No.	Yds	Avg	Lg	TD
Van Buren	263	1146	4.4	41	11
Pritchard	84	506	6.0	77t	3
Ziegler	84	283	3.4	41	1
Parmer	66	234	3.5	34	5
Scott	40	195	4.9	39	1
Myers	48	182	3.8	12	1
Muha	3	19	6.3	13	0
Mackrides	14	17	1.2	17	1
Thompson	15	17	1.1	5	2
Craft	11	5	0.5	6	0
McHugh	2	5	2.5	5	0
Kish	2	-2	-1.0	0	0
Eagles	632	2607	4.1	77t	25
Opponents	353	1217	3.4	54t	5

Receiving	No.	Yds	Avg	Lg	TD
Ferrante	34	508	14.9	64t	5
Pihos	34	484	14.2	49	4
Armstrong	24	271	11.3	45t	5
Pritchard	8	185	23.1	75t	2
Scott	8	148	18.5	70t	1
Myers	7	98	14.0	26	0
Parmer	5	33	6.6	30	0
Van Buren	4	88	22.0	50t	1
Ziegler	3	33	11.0	24	0
Craft	1	37	37.0	37	0
Humbert	1	14	14.0	14	0
Muha	1	10	10.0	10	0
Eagles	130	1909	14.7	75t	18
Opponents	121	1607	13.3	63t	11

Punt Returns	Ret	FC	Yds	Avg	Lg	TD
Reagan	21	na	266	12.7	42	1
Pritchard	13	na	99	7.6	23	0
Scott	5	na	114	22.8	70t	1
Craft	3	na	50	16.7	19	0
McHugh	3	na	26	8.7	20	0
Ziegler	2	na	20	10.0	10	0
Muha	1	na	2	2.0	2	0
Eagles	48	na	577	12.0	70t	2
Opponents	36	na	384	10.7	49	0

Kickoff Returns	No.	Yds	Avg	Lg	TD
Van Buren	12	288	24.0	35	0
Pritchard	5	99	19.8	36	0
Green	2	33	16.5	18	0
Myers	2	27	13.5	21	0
Muha	1	20	20.0	20	0
Pihos	1	0	0.0	0	0
Scott	1	54	54.0	54	0
Ziegler	1	21	21.0	21	0
Eagles	25	542	21.7	54	0
Opponents	53	1087	20.5	40	0

1948 EAGLES STATISTICS



SCHEDULE & RESULTS (9-2-1)

S-24	L	14-21	at Chicago Cardinals	24,159
O-03	T	28-28	at LA Rams	24,597
O-10	W	45-0	New York Giants	22,804
O-17	W	45-0	at Washington	35,580
O-24	W	12-7	Chicago Bears	36,227
O-31	W	34-7	at Pittsburgh	32,859
N-07	W	35-14	at NY Giants	24,983
N-14	W	45-0	Boston Yanks	22,958
N-21	W	42-21	Washington	36,254
N-28	W	17-0	Pittsburgh	22,001
D-05	L	14-37	at Boston	9,652
D-12	W	45-21	Detroit	15,322
NFL CHAMPIONSHIP				
D-19	W	7-0	Chicago Cardinals	28,864

TEAM STATS

	EAGLES	OPP
Total First Downs	241	158
Rushing	119	62
Passing	99	83
Penalty	23	13
3rd Down: Made/Att	na	na
3rd Down Pct.	na	na
4th Down: Made/Att	na	na
4th Down Pct.	na	na
Possession Avg.	na	na
Total Net Yards	4577	2967
Avg. Per Game	381.4	247.3
Total Plays	829	714
Avg. Per Play	5.5	4.2
Net Yards Rushing	2378	1209
Avg. Per Game	198.2	100.8
Total Rushes	528	376
Net Yards Passing	2167	1749
Avg. Per Game	180.6	145.8
Sacked/Yards Lost	74	202
Gross Yards	2241	1951
Att./Completions	301/159	338/139
Completion Pct.	52.8	41.1
Had Intercepted	16	23
Punts/Average	62/45.9	88/38.8
Net Punting Avg.	62/38.0	88/31.3
Penalties/Yards	86/773	87/860
Fumbles/Ball Lost	35/18	33/16
Touchdowns	50	22
Rushing	21	5
Passing	27	14
Returns	2	3

Score By Periods

	Q1	Q2	Q3	Q4	OT	Pts
Eagles	83	121	73	99	0	376
Opponents	17	56	28	55	0	156

Passing	Att	Cmp	Yds	Cmp%	Y/A	TD	TD%	Int	Int%	Lg	Sk/Lost	Rat
Thompson	246	141	1965	57.3	7.99	25	10.2	11	4.5	70t	na/74	98.4
Mackrides	53	18	276	34.0	5.21	2	3.8	4	7.5	28	0/0	25.1
Steele	1	0	0	0.0	0.00	0	0.0	1	100.0	0	0/0	0.0
Van Buren	1	0	0	0.0	0.00	0	0.0	0	0.0	0	0/0	39.6
Eagles	301	159	2241	52.8	7.45	27	9.0	16	5.3	70t	na/74	84.9
Opponents	338	139	1951	41.1	5.77	14	4.1	23	6.8	83	na/202	45.9

Scoring	TD	Ru	Pa	Rt	PAT	FG	2Pt	Pts	INTs	No.	Yds	Avg	Lg	TD
Patton	0	0	0	0	50/50	8/12	0	74	Steele	6	55	9.2	33	0
Pihos	11	0	11	0			0	66	Humbert	4	35	8.8	20	0
Van Buren	10	10	0	0			0	60	Kish	3	32	10.7	22	0
Pritchard	8	4	2	2			0	48	Van Buren	2	32	16.0	20	0
Ferrante	7	0	7	0			0	42	Armstrong	2	30	15.0	19	0
Armstrong	3	0	3	0			0	18	McHugh	2	27	13.5	15	0
Parmer	3	3	0	0			0	18	Myers	2	9	4.5	8	0
Craft	2	0	2	0			0	12	Parmer	1	6	6.0	6	0
Steele	2	1	1	0			0	12	Wojciechowicz	1	2	2.0	2	0
Kish	1	1	0	0			0	6	Eagles	23	228	9.9	33	0
Muha	1	0	1	0	0/0	0/5	0	6	Opponents	16	257	16.1	89t	2
Myers	1	1	0	0			0	6						
Thompson	1	1	0	0			0	6						
Barnes (s)	0	0	0	0			0	2						
Eagles	50	21	27	2	50/50	8/17	0	376						
Opponents	22	5	14	3	21/21	1/5	0	156						

Punting	No.	Yds	Avg	Net	TB	Lg	B
Muha	57	2694	47.3	40.2	4	82	0
Palmer	4	148	37.0	37.0	0	47	0
Johnson	1	5	5.0	5.0	0	5	1
Eagles	62	2847	45.9	38.0	4	82	1
Opponents	88	3412	38.8	31.3	5	66	0

Punt Returns	Ret	FC	Yds	Avg	Lg	TD
Pritchard	24	na	282	11.8	55t	1
McHugh	18	na	220	12.2	55	0
Craft	3	na	32	10.7	17	0
Humbert	2	na	7	3.5	7	0
Doss	1	na	0	0.0	0	0
Kish	1	na	0	0.0	0	0
Palmer	1	na	8	8.0	8	0
Steele	1	na	5	5.0	5	0
Eagles	51	na	554	10.9	55t	1
Opponents	38	na	411	10.8	38	0

Kickoff Returns	No.	Yds	Avg	Lg	TD
Van Buren	14	292	20.9	34	0
Pritchard	9	249	27.7	50	0
Green	2	24	12.0	21	0
Steele	2	30	15.0	20	0
Doss	1	26	26.0	26	0
Palmer	1	20	20.0	20	0
Parmer	1	14	14.0	14	0
Pihos	1	9	9.0	9	0
Steinke	1	17	17.0	17	0
Eagles	32	681	21.3	50	0
Opponents	48	990	20.6	48	0

Receiving	No.	Yds	Avg	Lg	TD
Pihos	46	766	16.7	48	11
Ferrante	28	444	15.9	66t	7
Pritchard	27	252	9.3	34t	2
Armstrong	24	325	13.5	33	3
Van Buren	10	96	9.6	34	0
Doss	8	96	12.0	30	0
Myers	7	57	8.1	31	0
Craft	4	138	34.5	70t	2
Steele	2	43	21.5	32t	1
Muha	2	22	11.0	20t	1
Humbert	1	2	2.0	2	0
Eagles	159	2241	14.1	70t	27
Opponents	139	1951	14.0	83	14

1947 EAGLES STATISTICS



SCHEDULE & RESULTS (8-4)

S-28	W	45-42	Washington	35,406
O-05	W	23-0	NY Giants	29,823
O-12	L	7-40	at Chicago Bears	34,338
O-19	L	24-35	at Pittsburgh	33,538
O-26	W	14-7	LA Rams	36,364
N-02	W	38-14	at Washington	36,591
N-09	W	41-24	at NY Giants	29,016
N-16	W	32-0	Boston Yanks	26,498
N-23	L	14-21	at Boston Yanks	15,628
N-30	W	21-0	Pittsburgh	37,218
D-07	L	21-45	Chicago Cardinals	32,322
D-14	W	28-14	Green Bay	24,216
NFC DIVISIONAL PLAYOFF				
D-21	W	21-0	at Pittsburgh	35,729
NFL CHAMPIONSHIP				
D-28	L	21-28	at Chicago Cardinals	30,759

TEAM STATS

	EAGLES	OPP
Total First Downs	203	188
Rushing	109	75
Passing	68	86
Penalty	26	27
3rd Down: Made/Att	na	na
3rd Down Pct.	na	na
4th Down: Made/Att	na	na
4th Down Pct.	na	na
Possession Avg.	na	na
Total Net Yards	3625	3579
Avg. Per Game	302.1	298.3
Total Plays	697	714
Avg. Per Play	5.2	5.0
Net Yards Rushing	1971	1329
Avg. Per Game	164.3	110.8
Total Rushes	474	380
Net Yards Passing	1626	2220
Avg. Per Game	135.5	185.0
Sacked/Yards Lost	na/135	na/190
Gross Yards	1761	2410
Att./Completions	223/116	334/151
Completion Pct.	52.0	45.2
Had Intercepted	19	23
Punts/Average	63/42.3	70/38.4
Net Punting Avg.	63/36.2	71/27.9
Penalties/Yards	92/848	110/1017
Fumbles/Ball Lost	37/14	28/13
Touchdowns	43	34
Rushing	21	12
Passing	18	19
Returns	4	3

Score By Periods

	Q1	Q2	Q3	Q4	OT	Pts
Eagles	88	66	82	72	0	308
Opponents	27	63	47	105	0	242

Passing	Att	Cmp	Yds	Cmp%	Y/A	TD	TD%	Int	Int%	Lg	Sk/Lost	Rat
Thompson	201	106	1680	52.7	8.36	16	8.0	15	7.5	69t	na	76.3
Mackrides	17	8	58	47.1	3.41	2	11.8	3	17.6	15	na	55.1
Sherman	5	2	23	40.0	4.60	0	0.0	1	20.0	13	na	15.0
Eagles	223	116	1761	52.0	7.90	18	8.1	19	8.5	69t	na/135	69.7
Opponents	334	151	2410	45.2	7.22	19	5.7	23	6.9	74t	na/190	60.1

Scoring	TD	Ru	Pa	Rt	PAT	FG	2Pt	Pts	INTs	No.	Yds	Avg	Lg	TD
Van Buren	14	13	0	1			0	84	Steele	6	103	17.2	42	0
Pihos	8	0	7	1			0	48	McHugh	3	52	17.3	48	0
Patton	0	0	0	0	36/40	3/14	0	45	Prescott	3	5	1.7	5	0
Ferrante	4	0	4	0			0	24	Doss	2	31	15.5	23	0
Pritchard	4	1	3	0			0	24	Humbert	2	12	6.0	12	0
Muha	2	1	0	1	0/0	1/5	0	15	Kish	1	37	37.0	37	0
Armstrong	2	0	2	0			0	12	Steinke	1	17	17.0	17	0
McHugh	2	1	0	1			0	12	Lindskog	1	15	15.0	15	0
Thompson	2	2	0	0			0	12	Pritchard	1	12	12.0	12	0
Craft	1	0	1	0			0	6	Wojciechowicz	1	3	3.0	3	0
Mackrides	1	1	0	0			0	6	Craft	1	0	0.0	0	0
Sherman	1	1	0	0			0	6	Van Buren	1	0	0.0	0	0
Steele	1	1	0	0			0	6	Eagles	23	287	12.5	48	0
Steinke	1	0	1	0			0	6	Opponents	19	236	12.4	59t	2
Kekeris	0	0	0	0	2/3	0/1	0	2						
Eagles	43	21	18	4	38/43	4/20	0	308						
Opponents	34	12	19	3	32/34	2/10	0	242						

Rushing	No.	Yds	Avg	Lg	TD
Van Buren	217	1008	4.6	45	13
Pritchard	69	294	4.3	31	1
McHugh	22	171	7.8	41	1
Steele	26	138	5.3	49	1
Muha	27	107	4.0	28t	1
Macioszczyk	30	104	3.5	11	0
Thompson	23	52	2.3	16	2
Steinke	16	50	3.1	15	0
Doss	11	45	4.1	20	0
Sherman	17	17	1.0	16	1
Hinkle	1	2	2.0	2	0
Craft	5	-1	-0.2	4	0
Kish	3	-1	-0.3	1	0
Mackrides	7	-15	-2.1	2t	1
Eagles	474	1971	4.2	49	21
Opponents	380	1329	3.5	47	12

Punting	No.	Yds	Avg	Net	TB	Lg	B
Muha	53	2303	43.5	38.2	2	75	0
Kish	8	301	37.6	37.6	0	47	0
Pritchard	2	64	32.0	32.0	0	36	0
Eagles	63	2668	42.3	36.2	2	75	0
Opponents	70	2690	38.4	27.9	1	74	1

Punt Returns	Ret	FC	Yds	Avg	Lg	TD
Pritchard	24	na	271	11.3	30	0
Steele	11	na	183	16.6	42	0
McHugh	10	na	156	15.6	69t	1
Steinke	6	na	69	11.5	30	0
Craft	1	na	5	5.0	5	0
Pihos	1	na	26	26.0	26t	1
Sears	1	na	6	6.0	6	0
Eagles	54	na	716	13.3	69t	2
Opponents	32	na	350	10.9	23	0

Kickoff Returns	No.	Yds	Avg	Lg	TD
Van Buren	13	382	29.4	95t	1
Pritchard	8	148	18.5	27	0
Ferrante	7	99	14.1	34	0
Armstrong	3	38	12.7	15	0
McHugh	3	50	16.7	30	0
Muha	3	55	18.3	24	0
Macioszczyk	2	36	18.0	18	0
Steele	2	17	8.5	14	0
Kish	1	10	10.0	10	0
Pihos	1	17	17.0	17	0
Steinke	1	2	2.0	2	0
Eagles	44	854	19.4	95t	1
Opponents	49	989	20.2	94t	1

1946 EAGLES STATISTICS



SCHEDULE & RESULTS (6-5)

S-29	W	25-14	at LA Rams	30,500
O-06	W	49-25	Boston Yanks	33,986
O-13	L	7-19	Green Bay	36,127
O-20	L	14-21	at Chicago Bears	41,221
O-27	W	28-24	at Washington	33,691
N-03	W	24-14	NY Giants	40,059
N-10	L	17-45	at NY Giants	60,874
N-17	L	7-10	at Pittsburgh	38,882
N-24	L	10-27	Washington	36,633
D-01	W	10-7	Pittsburgh	29,943
D-08	W	40-14	at Boston Yanks	29,555

TEAM STATS

	EAGLES	OPP
Total First Downs	154	145
Rushing	73	71
Passing	69	56
Penalty	12	18
3rd Down: Made/Att	na	na
3rd Down Pct.	na	na
4th Down: Made/Att	na	na
4th Down Pct.	na	na
Possession Avg.	na	na
Total Net Yards	2917	2490
Avg. Per Game	265.2	226.4
Total Plays	640	638
Avg. Per Play	4.6	3.9
Net Yards Rushing	1263	1123
Avg. Per Game	114.8	102.1
Total Rushes	423	418
Net Yards Passing	1641	1360
Avg. Per Game	149.2	123.6
Sacked/Yards Lost	na	na
Gross Yards	na	na
Att./Completions	217/116	220/95
Completion Pct.	53.5	43.2
Had Intercepted	20	26
Punts/Average	57/38.2	64/40.3
Net Punting Avg.	57/32.0	65/31.5
Penalties/Yards	86/769	91/817
Fumbles/Ball Lost	54/27	36/18
Touchdowns	29	30
Rushing	12	16
Passing	14	11
Returns	3	3

Score By Periods

	Q1	Q2	Q3	Q4	OT	Pts
Eagles	54	58	61	58	0	231
Opponents	57	59	48	56	0	220

Passing	Att	Cmp	Yds	Cmp%	Y/A	TD	TD%	Int	Int%	Lg	Sk/Lost	Rat
Thompson	103	57	745	55.3	7.23	6	5.8	9	8.7	45t	na	61.3
Zimmerman	79	41	597	51.9	7.56	4	5.1	8	10.1	59t	na	54.1
Sherman	33	17	264	51.5	8.00	4	12.1	3	9.1	53	na	80.1
Pritchard	1	0	0	0.0	0.00	0	0.0	0	0.0	0	na	39.6
Van Buren	1	1	35	100.0	35.00	0	0.0	0	0.0	35	na	118.8
Eagles	217	116	1641	53.5	7.56	14	6.5	20	9.2	59t	na	61.2
Opponents	220	95	1360	43.2	6.18	11	5.0	26	11.8	62t	na	40.9

Scoring	TD	Ru	Pa	Rt	PAT	FG	2Pt	Pts	INTs	No.	Yds	Avg	Lg	TD
Lio	1	0	0	1	27/27	6/11	0	51	Steinke	6	72	12.0	52t	1
Pritchard	6	3	3	0			0	36	Craft	3	105	35.0	49	0
Van Buren	6	5	0	1			0	36	Steele	3	69	23.0	30	0
Ferrante	4	0	4	0			0	24	Zimmerman	3	58	19.3	31	0
Steinke	4	1	2	1			0	24	Pritchard	3	7	2.3	4	0
Humbert	3	0	3	0			0	18	Hinkle	2	37	18.5	34	0
Zimmerman	1	1	0	0	2/2	2/4	0	14	Wistert	1	27	27.0	27	0
Cabrelli	1	0	1	0			0	6	Kish	1	13	13.0	13	0
Castiglia	1	1	0	0			0	6	Lindskog	1	10	10.0	10	0
Kuczynski	1	0	1	0			0	6	Muha	1	8	8.0	8	0
Steele	1	1	0	0			0	6	Maronic	1	7	7.0	7	0
McDowell (s)	0	0	0	0			0	2	Kilroy	1	0	0.0	0	0
Murtha (s)	0	0	0	0			0	2	Eagles	26	413	15.9	52t	1
Eagles	29	12	14	3	29/29	8/15	0	231	Opponents	20	380	19.0	44	1
Opponents	30	16	11	3	26/28	4/10	0	220						

Punting	No.	Yds	Avg	Net	TB	Lg	B
Zimmerman	23	890	38.7	38.7	0	52	0
Muha	22	843	38.3	37.8	0	64	0
Pritchard	7	242	34.6	34.6	0	64	0
Kish	4	163	40.8	40.8	0	50	0
Van Buren	1	41	41.0	41.0	0	41	0
Eagles	57	2179	38.2	32.0	0	64	0
Opponents	64	2577	40.3	31.5	3	69	1

Punt Returns	Ret	FC	Yds	Avg	Lg	TD
Pritchard	12	na	166	13.8	42	0
Steele	9	na	82	9.1	18	0
Steinke	8	na	116	14.5	27	0
Van Buren	5	na	89	17.8	50t	1
Craft	4	na	47	11.8	16	0
Hinkle	1	na	4	4.0	4	0
Eagles	39	na	504	12.9	50t	1
Opponents	30	na	356	11.9	38	0

Kickoff Returns	No.	Yds	Avg	Lg	TD
Van Buren	11	319	29.0	63	0
Pritchard	8	164	20.5	42	0
Steele	8	120	15.0	31	0
Craft	4	86	21.5	28	0
Steinke	3	92	30.7	56	0
Castiglia	1	17	17.0	17	0
Gude	1	0	0.0	0	0
Hinkle	1	25	25.0	25	0
Humbert	1	18	18.0	18	0
Muha	1	23	23.0	23	0
Ormsbee	1	5	5.0	5	0
Smeja	1	12	12.0	12	0
Eagles	41	881	21.5	63	0
Opponents	40	822	20.6	50	0

Receiving	No.	Yds	Avg	Lg	TD
Ferrante	28	451	16.1	48t	4
Humbert	18	191	10.6	22	3
Pritchard	14	309	22.1	59t	3
Castiglia	11	51	4.6	23	0
Cabrelli	8	98	12.3	38t	1
Van Buren	6	75	12.5	33	0
Steinke	5	107	21.4	32	2
Steele	5	69	13.8	24	0
Kmetovic	4	68	17.0	38	0
Craft	4	48	12.0	35	0
Smeja	3	45	15.0	17	0
Bleeker	3	29	9.7	20	0
Kish	3	16	5.3	7	0
Krieger	2	47	23.5	35	0
McDowell	1	28	28.0	28	0
Kuczynski	1	9	9.0	9t	1
Eagles	116	1641	14.1	59t	14
Opponents	95	1360	14.3	62t	11

1945 EAGLES STATISTICS



SCHEDULE & RESULTS (7-3)

O-07	W	21-6	Chicago Cardinals	25,581
O-14	L	24-28	at Detroit	22,580
O-21	L	14-24	at Washington	35,550
O-28	W	28-14	Cleveland Rams	38,149
N-04	W	45-3	at Pittsburgh	23,018
N-11	W	38-17	NY Giants	30,047
N-18	W	30-6	Pittsburgh	23,838
N-24	W	16-0	Washington	37,306
D-02	L	21-28	at NY Giants	45,372
D-09	W	35-7	Boston Yanks	27,905

TEAM STATS

	EAGLES	OPP
Total First Downs	131	104
Rushing	74	52
Passing	47	39
Penalty	10	13
3rd Down: Made/Att	na	na
3rd Down Pct.	na	na
4th Down: Made/Att	na	na
4th Down Pct.	na	na
Possession Avg.	na	na
Total Net Yards	3009	2073
Avg. Per Game	300.9	207.3
Total Plays	579	533
Avg. Per Play	5.2	3.9
Net Yards Rushing	1640	817
Avg. Per Game	164.0	81.7
Total Rushes	392	328
Net Yards Passing	1321	1243
Avg. Per Game	132.1	124.3
Sacked/Yards Lost	na	na
Gross Yards	na	na
Att./Completions	187/98	205/90
Completion Pct.	52.4	43.9
Had Intercepted	14	19
Punts/Average	47/37.8	63/37.5
Net Punting Avg.	48/30.4	67/30.0
Penalties/Yards	61/529	56/422
Fumbles/Ball Lost	26/9	22/7
Touchdowns	38	18
Rushing	25	7
Passing	11	10
Returns	1	1

Score By Periods

	Q1	Q2	Q3	Q4	OT	Pts
Eagles	41	75	57	99	0	272
Opponents	22	28	35	48	0	133

Passing	Att	Cmp	Yds	Cmp%	Y/A	TD	TD%	Int	Int%	Lg	Sk/Lost	Rat
Zimmerman	127	67	991	52.8	7.80	9	7.1	8	6.3	74t	na	75.9
Sherman	29	15	172	51.7	5.93	2	6.9	3	10.3	26t	na	53.3
Thompson	28	15	146	53.6	5.21	0	0.0	2	7.1	27	na	38.7
Steele	2	1	12	50.0	6.00	0	0.0	1	50.0	12	na	29.2
Van Buren	1	0	0	0.0	0.00	0	0.0	0	0.0	0	na	39.6
Eagles	187	98	1321	52.4	7.06	11	5.9	14	7.5	74t	na	63.6
Opponents	205	90	1243	43.9	6.06	10	4.9	19	9.3	70	na	41.6

Scoring	TD	Ru	Pa	Rt	PAT	FG	2Pt	Pts	INTs	No.	Yds	Avg	Lg	TD
Van Buren	18	15	2	1	2/2	0/0	0	110	Zimmerman	7	90	12.9	23	0
Zimmerman	1	1	0	0	29/34	4/8	0	47	Thompson	2	33	16.5	25	0
Ferrante	7	0	7	0			0	42	Butler	1	32	32.0	32	0
Bleeker	2	2	0	0			0	12	Karnofsky	1	27	27.0	27	0
Karnofsky	2	2	0	0			0	12	Lindskog	1	22	22.0	22	0
Steele	2	1	0	1			0	12	Hinkle	1	17	17.0	17	0
Banta	1	1	0	0			0	6	Ferrante	1	15	15.0	15	0
Butler	1	1	0	0			0	6	Steele	1	15	15.0	15	0
McDonald	1	0	1	0			0	6	Erdlitz	1	3	3.0	3	0
Meyer	1	0	1	0			0	6	Van Buren	1	2	2.0	2	0
Sherman	1	1	0	0			0	6	Cabrelli	1	1	1.0	1	0
Steinke	1	1	0	0			0	6	Kish	1	0	0.0	0	0
Rogalla	0	0	0	0			0	1	Eagles	19	257	13.5	32	0
Sanders	0	0	0	0	0/1	0/0	0	0	Opponents	14	127	9.1	31	0
Eagles	38	25	11	2	31/37	4/8	0	272						
Opponents	18	7	10	1	16/18	3/5	0	133						

Rushing	No.	Yds	Avg	Lg	TD
Van Buren	143	832	5.8	69t	15
Steele	20	212	10.6	46	1
Bleeker	50	167	3.3	20	2
Karnofsky	41	134	3.3	19t	2
Kish	9	82	9.1	22	0
Butler	21	61	2.9	18	1
Banta	15	49	3.3	22t	1
Steinke	7	46	6.6	18	1
Hinkle	11	40	3.6	14	0
Castiglia	13	29	2.2	6	0
Erdlitz	6	24	4.0	16	0
Rogalla	2	2	1.0	6	0
Sherman	16	-7	-0.4	8	1
Warren	1	-7	-7.0	-7	0
Zimmerman	29	-11	-0.4	9	1
Thompson	8	-13	-1.6	7	0
Eagles	392	1640	4.2	69t	25
Opponents	328	817	2.5	49	7

Punting	No.	Yds	Avg	Net	TB	Lg	B
Zimmerman	47	1778	37.8	30.4	3	64	1
Eagles	47	1778	37.8	30.4	3	64	1
Opponents	63	2360	37.5	30.0	1	68	4

Punt Returns	Ret	FC	Yds	Avg	Lg	TD
Van Buren	14	na	154	11.0	24	0
Karnofsky	7	na	103	14.7	32	0
Banta	4	na	74	18.5	20	0
Bleeker	4	na	37	9.3	18	0
Hinkle	3	na	28	9.3	14	0
Steele	2	na	22	11.0	12	0
Steinke	2	na	27	13.5	15	0
Zimmerman	1	na	7	7.0	7	0
Eagles	37	na	452	12.2	32	0
Opponents	28	na	290	10.4	27	1

Kickoff Returns	No.	Yds	Avg	Lg	TD
Van Buren	13	373	28.7	98t	1
Karnofsky	6	164	27.3	57	0
Steele	3	72	24.0	27	0
Banta	2	37	18.5	19	0
Cabrelli	2	25	12.5	17	0
Butler	1	21	21.0	21	0
Hinkle	1	17	17.0	17	0
Kilroy	1	7	7.0	7	0
Steinke	1	18	18.0	18	0
Eagles	30	734	24.5	98t	1
Opponents	39	823	21.1	47	0

Receiving	No.	Yds	Avg	Lg	TD
Ferrante	21	464	22.1	74t	7
Cabrelli	15	140	9.3	19	0
Meyer	11	135	12.3	27	1
Van Buren	10	123	12.3	44t	2
Kish	8	78	9.8	18	0
McDonald	8	75	9.4	21t	1
Humbert	6	53	8.8	12	0
Karnofsky	5	113	22.6	38	0
Steele	3	42	14.0	31	0
Bleeker	3	32	10.7	15	0
Rogalla	2	22	11.0	17	0
Butler	2	14	7.0	9	0
Steinke	2	12	6.0	9	0
Banta	1	10	10.0	10	0
Hinkle	1	8	8.0	8	0
Eagles	98	1321	13.5	74t	11
Opponents	90	1243	13.8	70	10

1944 EAGLES STATISTICS



SCHEDULE & RESULTS (7-1-2)

S-26	W	28-7	at Boston Yanks	25,061
O-08	T	31-31	Washington	32,549
O-22	W	38-0	Boston Yanks	24,638
O-29	W	24-17	at NY Giants	42,639
N-05	W	21-7	at Brooklyn Dodgers	15,289
N-12	T	21-21	NY Giants	33,248
N-19	W	37-7	at Washington	35,540
N-26	L	7-28	Chicago Bears	34,035
D-03	W	34-0	Brooklyn Tigers	13,467
D-10	W	26-13	Cleveland Rams	24,123

TEAM STATS

	EAGLES	OPP
Total First Downs	110	86
Rushing	73	43
Passing	27	35
Penalty	10	8
3rd Down: Made/Att	na	na
3rd Down Pct.	na	na
4th Down: Made/Att	na	na
4th Down Pct.	na	na
Possession Avg.	na	na
Total Net Yards	2621	1943
Avg. Per Game	262.1	194.3
Total Plays	560	552
Avg. Per Play	4.7	3.5
Net Yards Rushing	1661	558
Avg. Per Game	166.1	55.8
Total Rushes	424	321
Net Yards Passing	941	1379
Avg. Per Game	94.1	137.9
Sacked/Yards Lost	na	na
Gross Yards	na	na
Att./Completions	136/55	231/105
Completion Pct.	40.4	45.5
Had Intercepted	12	33
Punts/Average	55/39.8	71/39.8
Net Punting Avg.	56/33.6	73/30.7
Penalties/Yards	66/523	79/570
Fumbles/Ball Lost	36/20	29/4
Touchdowns	37	19
Rushing	21	6
Passing	9	12
Returns	6	1

Score By Periods

	Q1	Q2	Q3	Q4	OT	Pts
Eagles	69	88	48	62	0	267
Opponents	41	29	19	42	0	131

Passing	Att	Cmp	Yds	Cmp%	Y/A	TD	TD%	Int	Int%	Lg	Sk/Lost	Rat
Zimmerman	105	39	785	37.1	7.48	8	7.6	10	9.5	75t	na	50.0
Sherman	31	16	156	51.6	5.03	1	3.2	2	6.5	23t	na	49.9
Eagles	136	55	941	40.4	6.92	9	6.6	12	8.8	75t	na	49.9
Opponents	231	105	1379	45.5	5.97	12	5.2	33	14.3	70t	na	42.6

Scoring	TD	Ru	Pa	Rt	PAT	FG	2Pt	Pts	INTs	No.	Yds	Avg	Lg	TD
Zimmerman	3	2	0	1	32/34	4/8	0	62	Steele	6	113	18.8	62	0
Bleeker	8	4	4	0			0	48	Van Buren	5	47	9.4	13	0
Van Buren	7	5	0	2			0	42	Kish	4	52	13.0	15	0
Steele	5	5	0	0			0	30	Zimmerman	4	36	9.0	14	0
Banta	3	2	0	1			0	18	Hinkle	2	62	31.0	50t	1
Hinkle	3	2	0	1			0	18	Sherman	2	34	17.0	29	0
Kish	1	0	1	0	1/1	0/0	0	7	Lindskog	1	65	65.0	65t	1
Cabrelli	1	0	1	0			0	6	Miller	1	35	35.0	35t	1
Durko	1	0	1	0			0	6	Banta	1	34	34.0	34	0
Ferrante	1	0	1	0			0	6	Maronic	1	32	32.0	32	0
Lindskog	1	0	0	1			0	6	Manzini	1	16	16.0	16	0
McDonald	1	0	1	0			0	6	McDonald	1	14	14.0	14	0
Miller	1	0	0	1			0	6	Friedman	1	2	2.0	2	0
Sherman	1	1	0	0			0	6	Gauer	1	2	2.0	2	0
Eagles	37	21	9	7	33/35	4/8	0	267	Bleeker	1	0	0.0	0	0
Opponents	19	6	12	1	14/18	1/5	0	131	Jarvi	1	0	0.0	0	0
Rushing	No.	Yds	Avg	Lg	TD				Eagles	33	544	16.5	65t	3
Van Buren	80	444	5.6	70t	5				Opponents	12	160	13.3	34	0
Hinkle	92	421	4.6	26	2									
Bleeker	60	315	5.3	37	4									
Steele	59	247	4.2	56t	5									
Banta	38	198	5.2	60t	2									
Kish	22	96	4.4	20	0									
Macioszczyk	16	55	3.4	12	0									
Jarvi	5	16	3.2	4	0									
Laux	2	-1	-0.5	0	0									
Cabrelli	1	-2	-2.0	-2	0									
Miller	1	-2	-2.0	-2	0									
Sherman	22	-42	-1.9	9	1									
Zimmerman	26	-84	-3.2	5	2									
Eagles	424	1661	3.9	70t	21									
Opponents	321	558	1.7	68t	6									

Punting	No.	Yds	Avg	Net	TB	Lg	B
Zimmerman	39	1531	39.3	37.6	1	61	1
Banta	9	398	44.2	44.2	0	56	0
Kish	4	182	45.5	45.5	0	65	0
Laux	1	18	18.0	18.0	0	18	0
Sherman	1	27	27.0	27.0	0	27	0
Van Buren	1	35	35.0	35.0	0	35	0
Eagles	55	2191	39.8	33.6	4	65	1
Opponents	71	2826	39.8	30.7	4	76	2

Receiving	No.	Yds	Avg	Lg	TD
Cabrelli	14	169	12.1	30t	1
Bleeker	8	299	37.4	75t	4
Miller	8	135	16.9	49	0
Kish	5	73	14.6	45t	1
McDonald	4	26	6.5	9	1
Ferrante	3	66	22.0	45t	1
Macioszczyk	3	28	9.3	21	0
Gauer	2	35	17.5	18	0
Hinkle	2	34	17.0	22	0
Durko	2	31	15.5	23t	1
Steele	1	22	22.0	22	0
Jarvi	1	9	9.0	9	0
Banta	1	8	8.0	8	0
Laux	1	6	6.0	6	0
Eagles	55	941	17.1	75t	9
Opponents	105	1379	13.1	70t	12

Punt Returns	Ret	FC	Yds	Avg	Lg	TD
Van Buren	15	na	230	15.3	55t	1
Steele	11	na	181	16.5	25	0
Banta	7	na	81	11.6	19	0
Hinkle	4	na	32	8.0	14	0
Jarvi	2	na	22	11.0	15	0
Bleeker	1	na	3	3.0	3	0
Macioszczyk	1	na	14	14.0	14	0
Eagles	41	na	563	13.7	55t	1
Opponents	26	na	264	10.2	27	0

Kickoff Returns	No.	Yds	Avg	Lg	TD
Van Buren	8	266	33.3	97t	1
Hinkle	6	134	22.3	30	0
Steele	5	128	25.6	51	0
Banta	3	54	18.0	25	0
Kish	2	36	18.0	27	0
Macioszczyk	1	4	4.0	4	0
Miller	1	8	8.0	8	0
Eagles	26	630	24.2	97t	1
Opponents	46	828	18.0	41	0

1943 "STEAGLES" STATISTICS



SCHEDULE & RESULTS (5-4-1)

O-02	W	17-0	Brooklyn Dodgers	11,131
O-09	W	28-14	NY Giants	15,340
O-17	L	21-48	at Chicago Bears	21,744
O-24	L	14-42	at NY Giants	42,681
O-31	W	34-13	Chi. Cardinals (Pitt.)	16,351
N-07	T	14-14	Washington	28,893
N-14	L	7-13	at Brooklyn Dodgers	7,614
N-21	W	35-34	Detroit (Pitt.)	23,338
N-28	W	27-14	at Washington	35,826
D-05	L	28-38	Green Bay	34,294

Note: With the shortage of manpower due to World War II, the Eagles and Steelers merged for the 1943 football season to become the Steagles. The Steagles, who finished their only season 5-4-1, split their home games between Philadelphia's Shibe Park and Pittsburgh's Forbes Field.

TEAM STATS

	STEAGLES	OPP
Total First Downs	138	96
Rushing	96	42
Passing	32	41
Penalty	10	13
3rd Down: Made/Att	na	na
3rd Down Pct.	na	na
4th Down: Made/Att	na	na
4th Down Pct.	na	na
Possession Avg.	na	na
Total Net Yards	2878	2301
Avg. Per Game	287.8	230.1
Total Plays	634	533
Avg. Per Play	4.5	4.3
Net Yards Rushing	1730	793
Avg. Per Game	173.0	79.3
Total Rushes	459	312
Net Yards Passing	1138	1393
Avg. Per Game	113.8	139.3
Sacked/Yards Lost	na	na
Gross Yards	na	na
Att./Completions	175/65	221/102
Completion Pct.	37.1	46.2
Had Intercepted	20	22
Punts/Average	62/34.4	60/40.0
Net Punting Avg.	65/28.8	62/34.4
Penalties/Yards	54/484	59/466
Fumbles/Ball Lost	37/15	20/8
Touchdowns	32	33
Rushing	17	10
Passing	11	15
Returns	4	7

Score By Periods

	Q1	Q2	Q3	Q4	OT	Pts
Steagles	73	28	14	110	0	225
Opponents	49	85	48	48	0	230

Passing	Att	Cmp	Yds	Cmp%	Y/A	TD	TD%	Int	Int%	Lg	Sk/Lost	Rat
Zimmerman	124	43	846	34.7	6.82	9	7.3	17	13.7	60t	0/0	44.0
Sherman	37	16	208	43.2	5.62	2	5.4	1	2.7	49	0/0	68.3
Butler	13	6	84	46.2	6.46	0	0.0	1	7.7	26	0/0	35.4
Steele	1	0	0	0.0	0.00	0	0.0	1	100.0	0	0/0	0.0
Steagles	175	65	1138	37.1	6.50	11	6.3	20	11.4	60t	0/0	41.5
Opponents	221	102	1393	46.2	6.30	15	6.8	22	10.0	72t	0/0	49.8

Scoring	TD	Ru	Pa	Rt	PAT	FG	2Pt	Pts	INTs	No.	Yds	Avg	Lg	TD
Steele	6	4	2	0			0	36	Kish	5	114	22.8	86t	1
Thurbon	6	5	1	0			0	36	Zimmerman	5	19	3.8	10	0
Zimmerman	1	1	0	0	26/28	1/7	0	35	Hinkle	4	98	24.5	91	0
Bova	5	0	5	0			0	30	Cabrelli	1	24	24.0	24t	1
Hinkle	4	3	0	1			0	24	Laux	1	24	24.0	24	0
Butler	3	3	0	0			0	18	Graves	1	15	15.0	15	0
Cabrelli	2	0	1	1			0	12	Wukits	1	7	7.0	7	0
Kish	2	0	1	1			0	12	Thurbon	1	3	3.0	3	0
Miller	1	0	1	0			0	6	Conti	1	0	0.0	0	0
Sherman	1	1	0	0			0	6	Gauer	1	0	0.0	0	0
Wukits	1	0	0	1			0	6	Miller	1	0	0.0	0	0
Laux	0	0	0	0	2/2	0/0	0	2	Steagles	22	304	13.8	91	2
Paschka	0	0	0	0	2/2	0/0	0	2	Opponents	20	268	13.4	45	1
Steagles	32	17	11	4	30/32	1/7	0	225						
Opponents	33	10	15	8	29/33	1/11	0	230						

Rushing	No.	Yds	Avg	Lg	TD
Hinkle	116	571	4.9	56	3
Steele	85	409	4.8	47t	4
Butler	87	362	4.2	69	3
Thurbon	71	291	4.1	25	5
Gauer	12	69	5.8	25	0
Kish	22	50	2.3	11	0
Laux	9	23	2.6	12	0
Bova	1	11	11.0	11	0
Masters	2	6	3.0	7	0
Sader	3	5	1.7	16	0
Steward	1	-6	-6.0	-6	0
Sherman	17	-20	-1.2	5	1
Zimmerman	33	-41	-1.2	12	1
Steagles	459	1730	3.8	69	17
Opponents	312	793	2.5	59	10

Receiving	No.	Yds	Avg	Lg	TD
Bova	17	419	24.6	51t	5
Cabrelli	12	199	16.6	49	1
Steele	9	168	18.7	60t	2
Kish	8	67	8.4	17	1
Thurbon	6	100	16.7	43	1
Butler	3	63	21.0	37	0
Miller	3	60	20.0	32	1
Hewitt	2	22	11.0	11	0
Laux	2	19	9.5	15	0
Gauer	2	18	9.0	14	0
Hinkle	1	3	3.0	3	0
Steagles	65	1138	17.5	60t	11
Opponents	102	1393	13.7	72t	15

Punting	No.	Yds	Avg	Net	TB	Lg	B
Zimmerman	44	1521	34.6	31.7	0	53	2
Butler	11	407	37.0	37.0	0	45	0
Hinkle	4	78	19.5	19.5	0	45	1
Steward	2	84	42.0	42.0	0	47	0
Kish	1	42	42.0	42.0	0	42	0
Steagles	62	2132	34.4	28.8	0	53	3
Opponents	60	2398	40.0	34.4	0	74	2

Punt Returns	Ret	FC	Yds	Avg	Lg	TD
Butler	13	na	108	8.3	15	0
Steele	12	na	152	12.7	30	0
Hinkle	4	na	45	11.3	14	0
Thurbon	2	na	19	9.5	14	0
Laux	1	na	11	11.0	11	0
Steagles	32	na	335	10.5	30	0
Opponents	28	na	347	12.4	34	0

Kickoff Returns	No.	Yds	Avg	Lg	TD
Hinkle	11	217	19.7	30	0
Steele	11	236	21.5	28	0
Butler	6	92	15.3	22	0
Thurbon	6	150	25.0	35	0
Zimmerman	3	55	18.3	20	0
Masters	2	37	18.5	19	0
Sears	1	15	15.0	15	0
Steagles	40	802	20.1	35	0
Opponents	34	828	24.4	98t	2

1942 EAGLES STATISTICS



SCHEDULE & RESULTS (2-9)

S-13	W	24-14	at Pittsburgh	13,349
S-20	L	14-24	at Cleveland Rams (Akron, OH)	6,434
S-27	L	14-35	Brooklyn Dodgers (Buffalo, NY)	5,286
O-04	L	10-14	Washington	15,500
O-11	L	17-35	at NY Giants	28,264
O-18	L	0-14	Pittsburgh	12,500
O-25	L	14-45	at Chicago Bears	15,372
N-01	L	27-30	at Washington	32,658
N-08	L	0-14	NY Giants	13,600
N-15	W	14-7	at Brooklyn Dodgers	3,858
N-29	L	0-7	Green Bay	13,700

TEAM STATS

Total First Downs

Rushing
Passing
Penalty

3rd Down: Made/Att

3rd Down Pct.

4th Down: Made/Att

4th Down Pct.

Possession Avg.

Total Net Yards

Avg. Per Game
Total Plays
Avg. Per Play

Net Yards Rushing

Avg. Per Game
Total Rushes

Net Yards Passing

Avg. Per Game
Sacked/Yards Lost
Gross Yards
Att./Completions
Completion Pct.
Had Intercepted

Punts/Average

Net Punting Avg.

Penalties/Yards

Fumbles/Ball Lost

Touchdowns

Rushing
Passing
Returns

Score By Periods

Eagles
Opponents

EAGLES

Total First Downs

Rushing
Passing
Penalty

3rd Down: Made/Att

3rd Down Pct.

4th Down: Made/Att

4th Down Pct.

Possession Avg.

Total Net Yards

Avg. Per Game
Total Plays
Avg. Per Play

Net Yards Rushing

Avg. Per Game
Total Rushes

Net Yards Passing

Avg. Per Game
Sacked/Yards Lost
Gross Yards
Att./Completions
Completion Pct.
Had Intercepted

Punts/Average

Net Punting Avg.

Penalties/Yards

Fumbles/Ball Lost

Touchdowns

Rushing
Passing
Returns

OPP

Total First Downs

Rushing
Passing
Penalty

3rd Down: Made/Att

3rd Down Pct.

4th Down: Made/Att

4th Down Pct.

Possession Avg.

Total Net Yards

Avg. Per Game
Total Plays
Avg. Per Play

Net Yards Rushing

Avg. Per Game
Total Rushes

Net Yards Passing

Avg. Per Game
Sacked/Yards Lost
Gross Yards
Att./Completions
Completion Pct.
Had Intercepted

Punts/Average

Net Punting Avg.

Penalties/Yards

Fumbles/Ball Lost

Touchdowns

Rushing
Passing
Returns

Passing

Thompson
Barnum
Jefferson
Eagles
Opponents

Att

Cmp

Yds

Cmp%

Y/A

TD

TD%

Int

Int%

Lg

Sk/Lost

Rat

Scoring

Davis
Barnum
Erdlitz
Steele
Johnson
Ted Williams
Cabrelli
Combs
Meyer
Pate
Pritchard
Sears
Supulski
Thompson
Graves
Kasky
Eagles
Opponents

TD

Ru

Pa

Rt

PAT

FG

2Pt

Pts

INTs

No.

Yds

Avg

Lg

TD

Rushing

Davis
Pritchard
Ted Williams
Steele
Tomasetti
Erdlitz
Barnum
Jefferson
Johnson
Stackpool
Hall
Meyer
Masters
Supulski
Binotto
Thompson
Eagles
Opponents

No.

Yds

Avg

Lg

TD

Receiving

Meyer
Cabrelli
Johnson
Ted Williams
Supulski
Steele
Davis
Erdlitz
Priestley
Combs
Tomasetti
Barnum
Stackpool
Hall
Pritchard
Eagles
Opponents

No.

Yds

Avg

Lg

TD

Punting

No.

Yds

Avg

Net

TB

Lg

B

Punt Returns

Ret

FC

Yds

Avg

Lg

TD

Kickoff Returns

No.

Yds

Avg

Lg

TD

1941 EAGLES STATISTICS



SCHEDULE & RESULTS (2-8-1)

S-13	L	0-24	NY Giants	25,478
S-21	W	10-7	at Pittsburgh	12,893
S-27	L	13-24	Brooklyn Dodgers	16,341
O-12	L	0-16	at NY Giants	30,842
O-19	L	17-21	Washington	19,071
O-26	W	21-14	Chicago Cardinals	12,683
N-02	L	6-15	at Brooklyn Dodgers	15,899
N-09	T	7-7	Pittsburgh	15,601
N-16	L	17-21	at Detroit	16,306
N-30	L	14-49	Chicago Bears	32,608
D-07	L	14-20	at Washington	27,102

TEAM STATS

	EAGLES	OPP
Total First Downs	128	126
Rushing	60	72
Passing	59	47
Penalty	9	7
3rd Down: Made/Att	na	na
3rd Down Pct.	na	na
4th Down: Made/Att	na	na
4th Down Pct.	na	na
Possession Avg.	na	na
Total Net Yards	2313	2887
Avg. Per Game	210.3	262.5
Total Plays	609	673
Avg. Per Play	3.8	4.3
Net Yards Rushing	849	1485
Avg. Per Game	77.2	135.0
Total Rushes	360	435
Net Yards Passing	1363	1369
Avg. Per Game	123.9	124.5
Sacked/Yards Lost	na	na
Gross Yards	na	na
Att./Completions	249/115	238/100
Completion Pct.	46.2	42.0
Had Intercepted	27	21
Punts/Average	69/41.0	66/37.0
Net Punting Avg.	69/33.1	68/33.6
Penalties/Yards	54/407	52/495
Fumbles/Ball Lost	24/15	21/10
Touchdowns	16	29
Rushing	6	12
Passing	10	14
Returns	0	3

Score By Periods

	Q1	Q2	Q3	Q4	OT	Pts
Eagles	35	40	31	13	0	119
Opponents	29	48	42	99	0	218

Passing	Att	Cmp	Yds	Cmp%	Y/A	TD	TD%	Int	Int%	Lg	Sk/Lost	Rat
Thompson	162	86	959	53.1	5.92	8	4.9	14	8.6	50	na	51.4
Barnum	55	19	260	34.5	4.73	0	0.0	10	18.2	33	na	11.0
DeSantis	7	3	78	42.9	11.14	1	14.3	1	14.3	40t	na	84.2
Watkins	10	6	62	60.0	6.20	1	10.0	0	0.0	15	na	111.3
McAfee	4	1	4	25.0	1.00	0	0.0	0	0.0	4	na	39.6
Castiglia	7	0	0	0.0	0.00	0	0.0	1	14.3	0	na	0.0
Basca	4	0	0	0.0	0.00	0	0.0	1	25.0	--	na	0.0
Eagles	249	115	1363	46.2	5.47	10	4.0	27	10.8	50	na	37.2
Opponents	238	100	1369	42.0	5.75	14	5.9	21	8.8	71t	na	43.9

Scoring	TD	Ru	Pa	Rt	PAT	FG	2Pt	Pts	INTs	No.	Yds	Avg	Lg	TD
Castiglia	4	4	0	0			0	24	Basca	3	27	9.0	na	0
Basca	1	1	0	0	9/9	1/2	0	18	Thompson	3	24	8.0	na	0
Humbert	3	0	3	0			0	18	Landsberg	2	45	22.5	na	0
Krieger	2	0	2	0			0	12	Graham	2	39	19.5	na	0
Barnum	0	0	0	0	2/2	2/6	0	8	DeSantis	2	37	18.5	na	0
McAfee	1	0	1	0	2/2	0/0	0	8	Barnum	2	20	10.0	na	0
Banta	1	1	0	0			0	6	Feibish	1	9	9.0	9	0
Cabrelli	1	0	1	0			0	6	Cemore	1	6	6.0	6	0
Piro	1	0	1	0			0	6	Bartholomew	1	5	5.0	5	0
Thompson	1	0	1	0			0	6	Shonk	1	1	1.0	1	0
Tomasetti	1	0	1	0			0	6	Castiglia	1	0	0.0	0	0
DeSantis	0	0	0	0	1/1	0/0	0	1	Humbert	1	0	0.0	0	0
Eagles	16	6	10	0	14/14	3/8	0	119	Piro	1	0	0.0	0	0
Opponents	29	12	14	3	27/29	5/13	0	218	Eagles	21	213	10.1	na	0
									Opponents	27	522	19.3	na	2

Rushing	No.	Yds	Avg	Lg	TD
Castiglia	60	183	3.1	47t	4
DeSantis	45	125	2.8	26	0
Fox	21	97	4.6	13	0
Banta	27	92	3.4	31	1
Bartholomew	21	69	3.3	10	0
Landsberg	23	69	3.0	33	0
Barnum	35	64	1.8	20	0
Gloden	22	55	2.5	10	0
Basca	15	44	2.9	18	1
Tomasetti	10	37	3.7	11	0
Watkins	15	11	0.7	8	0
McAfee	9	6	0.7	3	0
Ghecas	2	0	0.0	3	0
Conti	1	-1	-1.0	-1	0
Thompson	54	-2	-0.0	14	0
Eagles	360	849	2.4	47t	6
Opponents	435	1485	3.4	46	12

Receiving	No.	Yds	Avg	Lg	TD
Humbert	29	332	11.4	33	3
Krieger	19	240	12.6	33	2
Piro	10	141	14.1	26	1
Fox	6	71	11.8	21	0
Tomasetti	5	54	10.8	40t	1
Shonk	5	52	10.4	14	0
Landsberg	5	51	10.2	19	0
Cabrelli	4	90	22.5	50	1
DeSantis	4	53	13.3	19	0
Watkins	4	36	9.0	16	0
Thompson	4	30	7.5	13	1
Castiglia	4	24	6.0	11	0
McAfee	3	30	10.0	13	1
Bartholomew	3	15	5.0	7	0
Basca	2	45	22.5	25	0
Banta	2	42	21.0	37	0
Ferrante	2	22	11.0	12	0
Gloden	2	13	6.5	11	0
Barnum	1	11	11.0	11	0
Hershey	1	11	11.0	11	0
Eagles	115	1363	11.9	50	10
Opponents	100	1369	13.7	71t	14

Punting	No.	Yds	Avg	Net	TB	Lg	B
Barnum	41	1788	43.6	42.6	2	68	0
Basca	10	348	34.8	29.6	0	45	0
Banta	9	412	45.8	45.8	0	67	0
DeSantis	7	206	29.4	29.4	0	45	0
McAfee	1	32	32.0	32.0	0	32	0
Thompson	1	43	43.0	43.0	0	43	0
Eagles	69	2829	41.0	33.1	2	68	0
Opponents	66	2445	37.0	33.6	1	70	2

Punt Returns	Ret	FC	Yds	Avg	Lg	TD
DeSantis	9	0	80	8.9	18	0
Thompson	5	0	27	5.4	15	0
McAfee	3	0	21	7.0	13	0
Watkins	3	0	17	5.7	8	0
Landsberg	2	0	15	7.5	9	0
Tomasetti	2	0	30	15.0	15	0
Ghecas	1	0	11	11.0	11	0
Basca	1	0	8	8.0	8	0
Bartholomew	1	0	1	1.0	1	0
Eagles	27	0	210	7.8	18	0
Opponents	37	0	503	13.6	25	0

Kickoff Returns	No.	Yds	Avg	Lg	TD
Castiglia	7	199	28.4	72	0
DeSantis	6	144	24.0	30	0
Barnum	3	58	19.3	24	0
Bartholomew	2	56	28.0	45	0
Landsberg	2	49	24.5	38	0
McAfee	2	64	32.0	39	0
Basca	1	22	22.0	22	0
Fox	1	16	16.0	16	0
Ghecas	1	17	17.0	17	0
Hinkle	1	5	5.0	5	0
Humbert	1	15	15.0	15	0
Piro	1	33	33.0	33	0
Shonk	1	16	16.0	16	0
Thompson	1	23	23.0	23	0
Watkins	1	17	17.0	17	0
Eagles	31	734	23.7	72	0
Opponents	26	502	19.3	53	0

1940 EAGLES STATISTICS



SCHEDULE & RESULTS (1-10)

S-15	L	20-27	at Green Bay	11,657
S-22	L	13-21	at Cleveland Rams	15,941
S-28	L	14-20	NY Giants	26,431
O-04	L	17-30	at Brooklyn Dodgers	24,008
O-13	L	7-17	at NY Giants	30,317
O-20	L	17-34	Washington	25,062
O-26	L	7-21	Brooklyn Dodgers	6,500
N-10	L	3-7	at Pittsburgh	9,556
N-17	L	0-21	Detroit	6,327
N-28	W	7-0	Pittsburgh	4,200
D-01	L	6-13	at Washington	25,838

TEAM STATS

	EAGLES	OPP
Total First Downs	122	115
Rushing	40	77
Passing	72	35
Penalty	10	3
3rd Down: Made/Att	na	na
3rd Down Pct.	na	na
4th Down: Made/Att	na	na
4th Down Pct.	na	na
Possession Avg.	na	na
Total Net Yards	2153	2790
Avg. Per Game	195.7	253.6
Total Plays	679	611
Avg. Per Play	3.2	4.6
Net Yards Rushing	298	1778
Avg. Per Game	27.1	161.6
Total Rushes	317	460
Net Yards Passing	1855	1012
Avg. Per Game	168.6	92.0
Sacked/Yards Lost	na	na
Gross Yards	na	na
Att./Completions	362/152	151/80
Completion Pct.	42.0	53.0
Had Intercepted	20	12
Punts/Average	87/36.5	74/37.6
Net Punting Avg.	87/29.1	76/32.3
Penalties/Yards	na	na
Fumbles/Ball Lost	na	na
Touchdowns	15	28
Rushing	8	18
Passing	6	9
Returns	1	1

Score By Periods

	Q1	Q2	Q3	Q4	OT	Pts
Eagles	16	27	14	54	0	111
Opponents	65	46	64	36	0	211

Passing	Att	Cmp	Yds	Cmp%	Y/A	TD	TD%	Int	Int%	Lg	Sk/Lost	Rat
O'Brien	277	124	1290	44.8	4.66	5	1.8	17	6.1	na	na	39.2
Watkins	85	28	565	32.9	6.65	1	1.2	3	3.5	na	na	46.4
Eagles	362	152	1855	42.0	5.12	6	1.7	20	5.5	na	na	40.9
Opponents	151	80	1012	53.0	6.70	9	6.0	12	7.9	na	na	60.9

Scoring	TD	Ru	Pa	Rt	PAT	FG	2Pt	Pts	INTs	No.	Yds	Avg	Lg	TD
Looney	5	0	4	1			0	30	O'Brien	4	92	23.0	51	0
Riffle	5	4	1	0			0	30	Murray	2	10	5.0	6	0
Emmons	2	1	1	0			0	12	Kolberg	1	15	15.0	15	0
Somers	0	0	0	0	1/1	2/9	0	7	Newton	1	12	12.0	12	0
Bukant	1	1	0	0			0	6	Bukant	1	10	10.0	10	0
Cole	0	0	0	0	3/4	1/1	0	6	Ramsey	1	5	5.0	5	0
Hackney	1	1	0	0			0	6	Arnold	1	4	4.0	4	0
Murray	0	0	0	0	6/8	0/1	0	6	Cherundolo	1	0	0.0	0	0
O'Brien	1	1	0	0			0	6	Eagles	12	148	12.3	51	0
Watkins	0	0	0	0	2/2	0/0	0	2	Opponents	20	142	7.1	45	0
Eagles	15	8	6	1	12/15	3/11	0	111						
Opponents	28	18	9	1	23/28	6/11	1	211						

Rushing	No.	Yds	Avg	Lg	TD
Riffle	81	238	2.9	na	4
Hackney	32	101	3.2	na	1
Emmons	29	77	2.7	na	1
Cole	26	75	2.9	na	0
Bukant	18	50	2.8	na	1
Arnold	3	9	3.0	na	0
Murray	8	7	0.9	na	0
Schmitt	1	6	6.0	6	0
McDonald	2	-2	-1.0	na	0
Carter	1	-3	-3.0	-3	0
Looney	2	-4	-2.0	na	0
Watkins	14	-76	-5.4	na	0
O'Brien	100	-180	-1.8	na	1
Eagles	317	298	0.9	na	8
Opponents	460	1778	3.9	na	18

Receiving	No.	Yds	Avg	Lg	TD
Looney	58	707	12.2	na	4
Ramsey	17	143	8.4	na	0
McDonald	14	289	20.6	na	0
Carter	12	201	16.8	na	0
Murray	12	125	10.4	na	0
Wendlick	8	67	8.4	na	0
Riffle	8	58	7.3	na	1
Arnold	7	145	20.7	na	0
Kolberg	6	43	7.2	na	0
Emmons	3	19	6.3	na	1
Cole	2	11	5.5	na	0
Hackney	2	4	2.0	na	0
Newton	1	22	22.0	22	0
Bukant	1	13	13.0	13	0
Schmitt	1	8	8.0	8	0
Eagles	152	1855	12.2	na	6
Opponents	80	1012	12.7	na	9

1939 EAGLES STATISTICS



SCHEDULE & RESULTS (1-9-1)

S-17	L	0-7	Washington	33,258
S-24	L	3-13	NY Giants	30,600
O-01	T	0-0	Brooklyn Dodgers	1,880
O-15	L	10-27	at NY Giants	34,471
O-22	L	14-23	at Brooklyn Dodgers	13,057
N-05	L	6-7	at Washington	20,444
N-12	L	16-23	Green Bay	23,000
N-19	L	14-27	at Chicago Bears	21,398
N-23	W	17-14	Pittsburgh	20,000
N-26	L	12-24	at Pittsburgh	8,788
D-03	L	13-35	at Cleveland Rams (Col. Springs, CO)	9,189

TEAM STATS

	EAGLES	OPP
Total First Downs	97	107
Rushing	43	63
Passing	44	38
Penalty	10	6
3rd Down: Made/Att	na	na
3rd Down Pct.	na	na
4th Down: Made/Att	na	na
4th Down Pct.	na	na
Possession Avg.	na	na
Total Net Yards	2165	2954
Avg. Per Game	196.8	268.5
Total Plays	596	665
Avg. Per Play	3.6	4.4
Net Yards Rushing	631	1661
Avg. Per Game	57.4	151.0
Total Rushes	329	455
Net Yards Passing	1516	1290
Avg. Per Game	137.8	117.3
Sacked/Yards Lost	na	na
Gross Yards	na	na
Att./Completions	267/119	210/98
Completion Pct.	44.6	46.7
Had Intercepted	22	17
Punts/Average	88/39.9	73/39.6
Net Punting Avg.	88/34.6	73/34.5
Penalties/Yards	na	na
Fumbles/Ball Lost	28/15	24/13
Touchdowns	14	25
Rushing	5	11
Passing	7	11
Returns	1	3

Score By Periods

	Q1	Q2	Q3	Q4	OT	Pts
Eagles	9	34	16	46	0	105
Opponents	37	54	48	61	0	200

Passing	Att	Cmp	Yds	Cmp%	Y/A	TD	TD%	Int	Int%	Lg	Sk/Lost	Rat
O'Brien	201	99	1324	49.3	6.59	6	3.0	17	8.5	na	na	45.3
Mortell	41	12	134	29.3	3.27	1	2.4	0	0.0	na	na	48.8
Smukler	20	7	56	35.0	2.80	0	0.0	4	20.0	na	na	4.2
Riffle	4	1	2	25.0	0.50	0	0.0	1	25.0	na	na	0.0
Bukant	1	0	0	0.0	0.00	0	0.0	0	0.0	na	na	39.6
Hewitt	0	0	0	---	---	0	---	0	---	na	na	---
Eagles	267	119	1516	44.6	5.68	7	2.6	22	8.2	na	na	37.3
Opponents	210	98	1290	46.7	6.14	11	5.2	17	8.1	na	na	50.3

Scoring	TD	Ru	Pa	Rt	PAT	FG	2Pt	Pts	Punting	No.	Yds	Avg	Net	TB	Lg	B
Murray	2	1	1	0	8/12	2/4	0	26	Murray	33	1220	37.0	37.0	0	54	0
Bukant	3	3	0	0			0	18	Mortell	23	907	39.4	39.4	0	62	1
Arnold	2	0	1	1			0	12	Riffle	17	683	40.2	40.2	0	49	0
Carter	2	0	2	0			0	12	Smukler	10	483	48.3	48.3	0	62	0
Reese	0	0	0	0	1/1	2/4	0	7	O'Brien	3	120	40.0	40.0	0	64	0
Hewitt	1	0	1	0			0	6	Arnold	1	42	42.0	42.0	0	42	0
Newton	1	0	1	0			0	6	Bukant	1	54	54.0	54.0	0	54	0
O'Brien	1	1	0	0			0	6	Eagles	88	3509	39.9	34.6	0	64	1
Ramsey	1	0	1	0			0	6	Opponents	73	2890	39.6	34.5	0	80	2
Schmitt	1	0	0	1			0	6								
Eagles	14	5	7	2	9/13	4/8	0	105								
Opponents	25	11	11	3	23/25	9/18	0	200								

Rushing	No.	Yds	Avg	Lg	TD
Smukler	45	218	4.8	na	0
Murray	49	137	2.8	na	1
Bukant	59	136	2.3	na	3
Mortell	37	88	2.4	na	0
Riffle	18	61	3.4	na	0
Ellis	1	6	6.0	6	0
Carter	1	4	4.0	4	0
Arnold	8	1	0.1	na	0
Hewitt	1	1	1.0	1	0
Newton	1	0	0.0	0	0
Dow	1	-7	-7.0	-7	0
O'Brien	108	-14	-0.1	na	1
Eagles	329	631	1.9	na	5
Opponents	455	1661	3.7	na	11

Receiving	No.	Yds	Avg	Lg	TD
Ramsey	31	359	11.6	na	1
Carter	24	292	12.2	na	2
Hewitt	15	243	16.2	na	1
Arnold	13	207	15.9	na	1
Murray	13	144	11.1	na	1
Newton	9	123	13.7	na	1
Riffle	6	57	9.5	na	0
Dow	5	58	11.6	na	0
Kolberg	3	33	11.0	na	0
Eagles	119	1516	12.7	na	7
Opponents	98	1290	13.2	na	11

1938 EAGLES STATISTICS



SCHEDULE & RESULTS (5-6)

S-11	L	23-26	Washington	20,000
S-16	W	27-7	at Pittsburgh (Buffalo, NY)	19,749
S-25	W	14-10	NY Giants	20,000
O-02	L	6-28	Chicago Bears	22,245
O-16	L	7-17	at NY Giants	33,187
O-23	L	14-20	at Washington	3,000
O-26	W	7-0	at Chicago Cardinals (Erie, PA)	15,000
N-06	L	7-10	Brooklyn Dodgers	12,000
N-13	L	14-32	at Brooklyn Dodgers	13,052
N-20	W	14-7	Pittsburgh Pirates (Charleston, WV)	6,500
D-04	W	21-7	at Detroit	19,000

TEAM STATS

	EAGLES	OPP
Total First Downs	86	146
Rushing	47	89
Passing	30	46
Penalty	9	11
3rd Down: Made/Att	na	na
3rd Down Pct.	na	na
4th Down: Made/Att	na	na
4th Down Pct.	na	na
Possession Avg.	na	na
Total Net Yards	1927	3270
Avg. Per Game	175.2	297.3
Total Plays	537	660
Avg. Per Play	3.6	5.0
Net Yards Rushing	1011	1855
Avg. Per Game	91.9	168.6
Total Rushes	346	463
Net Yards Passing	917	1396
Avg. Per Game	83.4	126.9
Sacked/Yards Lost	na	na
Gross Yards	na	na
Att./Completions	191/64	197/97
Completion Pct.	33.5	49.2
Had Intercepted	19	16
Punts/Average	na	na
Net Punting Avg.	na	na
Penalties/Yards	na	na
Fumbles/Ball Lost	na	na
Touchdowns	22	22
Rushing	2	12
Passing	15	7
Returns	5	3

Score By Periods

	Q1	Q2	Q3	Q4	OT	Pts
Eagles	31	40	56	27	0	154
Opponents	28	65	39	32	0	164

Passing	Att	Cmp	Yds	Cmp%	Y/A	TD	TD%	Int	Int%	Lg	Sk/Lost	Rat
Smukler	102	42	524	41.2	5.14	8	7.8	8	7.8	na	na	51.3
Mortell	57	12	201	21.1	3.53	6	10.5	7	12.3	na	na	37.3
Riffle	31	9	178	29.0	5.74	1	3.2	4	12.9	na	na	22.2
Bukant	1	1	14	100.0	14.00	0	0.0	0	0.0	na	na	118.8
Eagles	191	64	917	33.5	4.80	15	7.9	19	9.9	na	na	36.6
Opponents	197	97	1396	49.2	7.09	7	3.6	16	8.1	na	na	50.6

Scoring	TD	Ru	Pa	Rt	PAT	FG	2Pt	Pts
Carter	8	0	7	1			0	48
Arnold	4	0	2	2	3/3	0/1	0	27
Hewitt	4	0	4	0			0	24
Smukler	2	1	0	1	6/6	0/2	0	18
Reese	0	0	0	0	10/13	1/6	0	13
Dow	1	0	1	0			0	6
Pylman	1	0	0	1			0	6
Ramsey	1	0	1	0			0	6
Riffle	1	1	0	0			0	6
Burnette LG	0	0	0	0	0/0	0/1	0	0
Eagles	22	2	15	5	19/22	1/9	0	154
Opponents	22	12	7	3	17/21	4/4	0	164

Rushing	No.	Yds	Avg	Lg	TD
Smukler	96	313	3.3	na	1
Mortell	110	296	2.7	na	0
Riffle	65	227	3.5	na	1
Bukant	48	119	2.5	na	0
Arnold	19	22	1.2	na	0
Dow	4	20	5.0	na	0
Keen	3	10	3.3	na	0
Cole	1	4	4.0	4	0
Eagles	346	1011	2.9	na	2
Opponents	463	1855	4.0	na	12

Receiving	No.	Yds	Avg	Lg	TD
Carter	27	386	14.3	na	7
Hewitt	18	237	13.2	na	4
Arnold	6	74	12.3	na	2
Ramsey	5	122	24.4	na	1
Dow	5	88	17.6	na	1
Cole	2	9	4.5	na	0
Pylman	1	1	1.0	1	0
Eagles	64	917	14.3	na	15
Opponents	97	1396	14.4	na	7

1937 EAGLES STATISTICS



SCHEDULE & RESULTS (2-8-1)					
S-05	L	14-27	at Pittsburgh	8,588	
S-10	L	7-13	Brooklyn Dodgers	5,221	
S-21	L	3-21	Cleveland Rams	3,107	
S-28	T	6-6	Chicago Cardinals	3,912	
O-03	L	7-16	NY Giants	4,878	
O-10	W	14-0	at Washington	7,320	
O-17	L	0-21	at NY Giants	20,089	
O-24	L	7-10	Washington	6,580	
O-31	L	7-16	at Pittsburgh Pirates	2,772	
N-07	W	14-10	at Brooklyn Dodgers	8,373	
N-14	L	7-37	at Green Bay	13,340	

TEAM STATS

	EAGLES	OPP
Total First Downs	67	130
Rushing	na	na
Passing	na	na
Penalty	na	na
3rd Down: Made/Att	na	na
3rd Down Pct.	na	na
4th Down: Made/Att	na	na
4th Down Pct.	na	na
Possession Avg.	na	na
Total Net Yards	1766	3150
Avg. Per Game	160.5	286.4
Total Plays	492	698
Avg. Per Play	3.6	4.5
Net Yards Rushing	884	1812
Avg. Per Game	80.4	164.7
Total Rushes	285	502
Net Yards Passing	849	1315
Avg. Per Game	77.2	119.5
Sacked/Yards Lost	na	na
Gross Yards	na	na
Att./Completions	207/63	196/79
Completion Pct.	30.4	40.3
Had Intercepted	24	19
Punts/Average	na	na
Net Punting Avg.	na	na
Penalties/Yards	na	na
Fumbles/Ball Lost	na	na
Touchdowns	12	24
Rushing	2	6
Passing	8	15
Returns	2	3

Score By Periods

	Q1	Q2	Q3	Q4	OT	Pts
Eagles	21	31	0	34	0	86
Opponents	35	43	28	71	0	177

Passing	Att	Cmp	Yds	Cmp%	Y/A	TD	TD%	Int	Int%	Lg	Sk/Lost	Rat
Smukler	118	42	432	35.6	3.66	5	4.2	14	11.9	na	na	21.5
Mortell	71	18	320	25.4	4.51	2	2.8	8	11.3	na	na	15.7
Kusko	7	2	11	28.6	1.57	0	0.0	2	28.6	na	na	0.0
Keen	5	1	86	20.0	17.20	1	20.0	0	0.0	na	na	118.8
Baze	3	0	0	0.0	0.00	0	0.0	0	0.0	na	na	39.6
Hanson	2	0	0	0.0	0.00	0	0.0	0	0.0	na	na	39.6
Frey	1	0	0	0.0	0.00	0	0.0	0	0.0	na	na	39.6
Eagles	207	63	849	30.4	4.10	8	3.9	24	11.6	na	na	17.8
Opponents	196	79	1315	40.3	6.71	15	7.7	19	9.7	na	na	49.6

Scoring	TD	Ru	Pa	Rt	PAT	FG	2Pt	Pts
Hewitt	5	0	5	0			0	30
Carter	3	0	3	0			0	18
Smukler	1	1	0	0	8/9	1/1	0	17
Hanson	1	1	0	0			0	6
Harper	1	0	0	1			0	6
Pilconis	1	0	0	1			0	6
Reese	0	0	0	0	3/3	0/0	0	3
Eagles	12	2	8	2	11/12	1/1	0	86
Opponents	24	6	15	3	18/24	5/7	0	177

Rushing	No.	Yds	Avg	Lg	TD
Mortell	100	312	3.1	na	0
Smukler	92	247	2.7	na	1
Keen	34	154	4.5	na	0
Hanson	18	59	3.3	na	1
Masters	9	32	3.6	na	0
Kusko	17	27	1.6	na	0
Pilconis	2	21	10.5	na	0
Baze	3	14	4.7	na	0
Frey	5	11	2.2	na	0
Arnold	5	7	1.4	na	0
Eagles	285	884	3.1	na	2
Opponents	502	1812	3.6	na	6

Receiving	No.	Yds	Avg	Lg	TD
Hewitt	16	197	12.3	na	5
Carter	15	282	18.8	na	3
Arnold	8	142	17.8	na	0
Pilconis	6	59	9.8	na	0
Keen	5	45	9.0	na	0
Masters	4	60	15.0	na	0
Frey	4	19	4.8	na	0
Kusko	2	47	23.5	na	0
Baze	1	2	2.0	2	0
Mortell	1	0	0.0	0	0
Smukler	1	-4	-4.0	-4	0
Eagles	63	849	13.5	na	8
Opponents	79	1315	16.6	na	15

1936 EAGLES STATISTICS



SCHEDULE & RESULTS (1-11)

S-13	W	10-7	NY Giants	20,000
S-20	L	3-26	Boston	20,000
S-27	L	0-17	Chicago Bears	25,000
O-04	L	0-18	at Brooklyn Dodgers	10,000
O-11	L	0-23	Detroit	15,000
O-14	L	0-17	at Pittsburgh	10,042
O-18	L	7-17	at Boston	4,000
O-25	L	17-21	at NY Giants	15,000
N-05	L	0-6	Pittsburgh (Johnstown, PA)	7,891
N-08	L	0-13	at Chicago Cardinals	1,500
N-22	L	7-28	Chicago Bears	10,000
N-29	L	7-13	Brooklyn Dodgers	5,000

TEAM STATS

Total First Downs	99	132
Rushing	na	na
Passing	na	na
Penalty	na	na
3rd Down: Made/Att	na	na
3rd Down Pct.	na	na
4th Down: Made/Att	na	na
4th Down Pct.	na	na
Possession Avg.	na	na
Total Net Yards	2068	2857
Avg. Per Game	172.3	238.1
Total Plays	643	615
Avg. Per Play	3.2	4.6
Net Yards Rushing	1415	1973
Avg. Per Game	117.9	164.4
Total Rushes	473	468
Net Yards Passing	603	853
Avg. Per Game	50.3	71.1
Sacked/Yards Lost	na	na
Gross Yards	na	na
Att./Completions	170/39	147/61
Completion Pct.	22.9	41.5
Had Intercepted	36	15
Punts/Average	na	na
Net Punting Avg.	na	na
Penalties/Yards	na	na
Fumbles/Ball Lost	na	na
Touchdowns	6	26
Rushing	2	12
Passing	3	10
Returns	1	4

Score By Periods

	Q1	Q2	Q3	Q4	OT	Pts
Eagles	17	10	7	17	0	51
Opponents	23	74	57	52	0	206

Passing	Att	Cmp	Yds	Cmp%	Y/A	TD	TD%	Int	Int%	Lg	Sk/Lost	Rat
Smukler	68	21	345	30.9	5.07	3	4.4	6	8.8	na	na	26.9
Jackson	35	7	80	20.0	2.29	0	0.0	11	31.4	na	na	0.0
Kusko	27	6	108	22.2	4.00	0	0.0	8	29.6	na	na	4.2
Hanson	15	0	0	0.0	0.00	0	0.0	4	26.7	0	na	0.0
Thomason	10	1	11	10.0	1.10	0	0.0	3	30.0	11	na	0.0
Leonard	6	2	45	33.3	7.50	0	0.0	2	33.3	na	na	21.5
Masters	6	1	11	16.7	1.83	0	0.0	1	16.7	11	na	0.0
Bassman	3	1	3	33.3	1.00	0	0.0	1	33.3	3	na	2.8
Manske	0	0	0	---	---	0	---	0	---	0	na	---
Eagles	170	39	603	22.9	3.55	3	1.8	36	21.2	na	na	8.2
Opponents	147	61	853	41.5	5.80	10	6.8	15	10.2	na	na	43.9

Scoring	TD	Ru	Pa	Rt	PAT	FG	2Pt	Pts
Reese	0	0	0	0	3/3	2/2	0	9
Thomason	1	0	0	1	1/1	0/0	0	7
Carter	1	0	1	0			0	6
Hanson	1	1	0	0			0	6
Kusko	1	1	0	0			0	6
Leonard	1	0	1	0			0	6
Pilconis	1	0	1	0			0	6
Smukler	0	0	0	0	2/2	1/1	0	5
Eagles	6	2	3	1	6/6	3/3	0	51
Opponents	26	12	10	4	20/26	10/13	0	206

Rushing	No.	Yds	Avg	Lg	TD
Hanson	119	359	3.0	na	1
Thomason	109	333	3.1	na	0
Smukler	99	321	3.2	na	0
Kusko	49	209	4.3	na	1
Jackson	46	76	1.7	na	0
Leonard	33	72	2.2	na	0
Bassman	4	19	4.8	na	0
Masters	7	18	2.6	na	0
Frey	7	8	1.1	na	0
Eagles	473	1415	3.0	na	2
Opponents	468	1973	4.2	na	12

Receiving	No.	Yds	Avg	Lg	TD
Manske	17	325	19.1	na	0
Leonard	5	46	9.2	na	1
Pilconis	4	51	12.8	na	1
Carter	4	42	10.5	na	1
Frey	3	65	21.7	na	0
Hanson	3	33	11.0	na	0
Bassman	2	38	19.0	na	0
Mulligan	1	3	3.0	3	0
Eagles	39	603	15.5	na	3
Opponents	61	853	14.0	na	10

1935 EAGLES STATISTICS



SCHEDULE & RESULTS (2-9)					
S-13	L	7-17	Pittsburgh	NA	
S-20	L	0-35	at Detroit	12,000	
O-09	W	17-6	at Pittsburgh	6,271	
O-13	L	0-39	Chicago Bears	NA	
O-27	L	6-17	at Brooklyn Dodgers	NA	
N-03	W	7-6	at Boston	10,000	
N-05	L	0-3	Brooklyn Dodgers	NA	
N-10	L	3-12	at Chicago Cardinals	6,000	
N-24	L	0-10	at NY Giants	NA	
D-01	L	14-21	NY Giants	NA	
D-08	L	6-13	Green Bay	4,000	

TEAM STATS	EAGLES	OPP
Total First Downs	82	117
Rushing	na	na
Passing	na	na
Penalty	na	na
3rd Down: Made/Att	na	na
3rd Down Pct.	na	na
4th Down: Made/Att	na	na
4th Down Pct.	na	na
Possession Avg.	na	na
Total Net Yards	2003	2667
Avg. Per Game	182.1	242.5
Total Plays	580	611
Avg. Per Play	3.5	4.4
Net Yards Rushing	1054	1697
Avg. Per Game	95.8	154.3
Total Rushes	411	443
Net Yards Passing	823	871
Avg. Per Game	74.8	79.2
Sacked/Yards Lost	na	na
Gross Yards	na	na
Att./Completions	169/46	168/59
Completion Pct.	27.2	35.1
Had Intercepted	30	23
Punts/Average	na	na
Net Punting Avg.	na	na
Penalties/Yards	na	na
Fumbles/Ball Lost	na	na
Touchdowns	8	24
Rushing	2	15
Passing	6	6
Returns	0	3

Score By Periods	Q1	Q2	Q3	Q4	OT	Pts
Eagles	24	20	9	7	0	60
Opponents	23	58	30	68	0	179

Passing	Att	Cmp	Yds	Cmp%	Y/A	TD	TD%	Int	Int%	Lg	Sk/Lost	Rat
Matesic	64	15	284	23.4	4.44	2	3.1	13	20.3	na	na	16.4
Storm	44	15	372	34.1	8.45	3	6.8	10	22.7	na	na	48.9
Leonard	32	11	119	34.4	3.72	0	0.0	3	9.4	na	na	7.2
Rowe	11	1	6	9.1	0.55	0	0.0	2	18.2	6	na	0.0
Kupcinec	5	1	6	20.0	1.20	0	0.0	0	0.0	6	na	39.6
Weinstock	5	1	12	20.0	2.40	0	0.0	1	20.0	12	na	0.0
Sebastian	4	0	0	0.0	0.00	0	0.0	1	25.0	0	na	0.0
Banas	2	0	0	0.0	0.00	0	0.0	0	0.0	0	na	39.6
S.Hanson	1	1	23	100.0	23.00	0	0.0	0	0.0	23	na	118.8
Kirkman	1	1	1	100.0	1.00	1	100.0	0	0.0	1t	na	118.8
Eagles	169	46	823	27.2	4.87	6	3.6	30	17.8	na	na	19.6
Opponents	168	59	871	35.1	5.18	6	3.6	23	13.7	na	na	25.3

Scoring	TD	Ru	Pa	Rt	PAT	FG	2Pt	Pts
Manske	4	0	4	0			0	24
Carter	2	0	2	0			0	12
Reese	0	0	0	0	4/5	1/2	0	7
Leonard	1	1	0	0			0	6
Matesic	1	1	0	0			0	6
Jorgensen	0	0	0	0	1/1	1/1	0	4
Kirkman	0	0	0	0	1/1	0/0	0	1
Eagles	8	2	6	0	6/8	2/3	0	60
Opponents	24	15	6	3	17/24	6/7	0	179

Rushing	No.	Yds	Avg	Lg	TD
S.Hanson	77	209	2.7	na	0
Weinstock	58	176	3.0	na	0
Leonard	74	171	2.3	na	1
Storm	84	164	2.0	na	0
Matesic	50	138	2.8	na	1
Sebastian	17	76	4.5	na	0
Lackman	22	56	2.5	na	0
Rowe	7	21	3.0	na	0
Carter	7	19	2.7	na	0
Thomason	3	14	4.7	na	0
Manske	3	9	3.0	na	0
Banas	5	3	0.6	na	0
Brian	1	2	2.0	2	0
Kenneally	3	-4	-1.3	na	0
Eagles	411	1054	2.6	na	2
Opponents	443	1697	3.8	na	15

Receiving	No.	Yds	Avg	Lg	TD
Carter	11	260	23.6	na	2
Manske	9	205	22.8	na	4
Weinstock	8	107	13.4	na	0
Lackman	5	49	9.8	na	0
S.Hanson	4	82	20.5	na	0
Storm	3	44	14.7	na	0
Pitts	2	21	10.5	na	0
Sebastian	1	19	19.0	19	0
Robison	1	18	18.0	18	0
Thomason	1	16	16.0	16	0
Campbell	1	2	2.0	2	0
Eagles	46	823	17.9	na	6
Opponents	59	871	14.8	na	6

1934 EAGLES STATISTICS



SCHEDULE & RESULTS (4-7)					
S-16	L	6-19	at Green Bay	5,000	
S-26	W	17-0	at Pittsburgh	NA	
O-07	L	7-9	Pittsburgh	NA	
O-14	L	0-10	Detroit	9,860	
O-21	L	0-6	at Boston	10,344	
O-28	L	0-17	at NY Giants	NA	
N-06	W	64-0	Cincinnati Reds	NA	
N-11	L	7-10	Brooklyn Dodgers	NA	
N-18	L	7-14	Boston	8,500	
N-25	W	13-0	at Brooklyn Dodgers	NA	
D-02	W	6-0	NY Giants	12,471	

TEAM STATS

	EAGLES	OPP
Total First Downs	85	72
Rushing	na	na
Passing	na	na
Penalty	na	na
3rd Down: Made/Att	na	na
3rd Down Pct.	na	na
4th Down: Made/Att	na	na
4th Down Pct.	na	na
Possession Avg.	na	na
Total Net Yards	2482	2223
Avg. Per Game	225.6	202.1
Total Plays	623	546
Avg. Per Play	4.0	4.1
Net Yards Rushing	1876	1658
Avg. Per Game	170.5	150.7
Total Rushes	460	411
Net Yards Passing	576	545
Avg. Per Game	52.4	49.5
Sacked/Yards Lost	na	na
Gross Yards	na	na
Att./Completions	163/48	135/41
Completion Pct.	29.4	30.4
Had Intercepted	23	22
Punts/Average	na	na
Net Punting Avg.	na	na
Penalties/Yards	na	na
Fumbles/Ball Lost	na	na
Touchdowns	19	10
Rushing	11	9
Passing	7	1
Returns	1	0

Score By Periods

	Q1	Q2	Q3	Q4	OT	Pts
Eagles	26	33	38	30	0	127
Opponents	16	34	9	26	0	85

Passing	Att	Cmp	Yds	Cmp%	Y/A	TD	TD%	Int	Int%	Lg	Sk/Lost	Rat
Matesic	60	20	278	33.3	4.63	2	3.3	5	8.3	na	na	25.6
Storm	30	8	97	26.7	3.23	0	0.0	6	20.0	na	na	1.0
Kirkman	23	7	38	30.4	1.65	1	4.3	2	8.7	na	na	18.2
Ellstrom	14	3	40	21.4	2.86	1	7.1	5	35.7	na	na	23.8
Hanson	12	4	28	33.3	2.33	0	0.0	2	16.7	na	na	2.8
Leonard	10	2	29	20.0	2.90	0	0.0	0	0.0	na	na	39.6
Knapper	7	0	0	0.0	0.00	0	0.0	3	42.9	0	na	0.0
Weiner	6	3	40	50.0	6.67	2	33.3	0	0.0	na	na	111.1
Barnhart	1	1	4	100.0	4.00	1	100.0	0	0.0	4t	na	122.9
Eagles	163	48	576	29.4	3.53	7	4.3	23	14.1	na	na	16.5
Opponents	135	41	545	30.4	4.04	1	0.7	22	16.3	na	na	7.1

Scoring

	TD	Ru	Pa	Rt	PAT	FG	2Pt	Pts
Hanson	8	7	0	1	2/2	0/0	0	50
Carter	4	0	4	0			0	24
Storm	2	2	0	0			0	12
Kirkman	1	0	1	0	5/6	0/1	0	11
Ellstrom	1	1	0	0	0/1	0/0	0	6
Gonya	1	0	1	0			0	6
Leonard	1	1	0	0			0	6
Matesic	1	0	1	0	0/1	0/0	0	6
Weiner	0	0	0	0	3/4	1/2	0	6
Clark	0	0	0	0	0/1	0/0	0	0
Hajek	0	0	0	0	0/0	0/1	0	0
Eagles	19	11	7	1	10/19	1/4	0	127
Opponents	10	9	1	0	7/10	6/9	0	85

Rushing

	No.	Yds	Avg	Lg	TD
Hanson	146	805	5.5	na	7
Ellstrom	72	287	4.0	na	1
Storm	81	281	3.5	na	2
Leonard	55	207	3.8	na	1
Matesic	63	181	2.9	na	0
Weiner	9	37	4.1	na	0
Roberts	10	28	2.8	na	0
Knapper	10	19	1.9	na	0
Kirkman	6	12	2.0	na	0
Lackman	4	9	2.3	na	0
Kavel	2	5	2.5	na	0
Pilconis	1	5	5.0	5	0
Johnson	1	0	0.0	0	0
Eagles	460	1876	4.1	na	11
Opponents	411	1658	4.0	na	9

Receiving

	No.	Yds	Avg	Lg	TD
Carter	16	238	14.9	na	4
Kirkman	8	114	14.3	na	1
Storm	5	34	6.8	na	0
Hanson	5	22	4.4	na	0
Lackman	4	83	20.8	na	0
Matesic	3	38	12.7	na	1
Leonard	3	7	2.3	na	0
Ellstrom	1	18	18.0	18	0
Kenneally	1	12	12.0	12	0
Gonya	1	4	4.0	4t	1
Pilconis	1	3	3.0	3	0
Eagles	48	576	12.0	na	7
Opponents	38	547	14.4	na	1

1933 EAGLES STATISTICS



SCHEDULE & RESULTS (3-5-1)

O-15	L	0-56	at NY Giants	NA
O-18	L	0-25	Portsmouth Spartans	1,750
O-29	L	9-35	at Green Bay	3,007
N-05	W	6-0	at Cincinnati Reds	NA
N-12	T	3-3	Chicago Bears	17,850
N-19	W	25-6	Pittsburgh	6,000
N-26	W	20-3	Cincinnati Reds	NA
D-03	L	0-10	Green Bay	9,500
D-10	L	14-20	NY Giants	18,000

TEAM STATS

	EAGLES	OPP
Total First Downs	76	86
Rushing	na	na
Passing	na	na
Penalty	na	na
3rd Down: Made/Att	na	na
3rd Down Pct.	na	na
4th Down: Made/Att	na	na
4th Down Pct.	na	na
Possession Avg.	na	na
Total Net Yards	1781	2314
Avg. Per Game	197.9	257.1
Total Plays	503	484
Avg. Per Play	3.5	4.8
Net Yards Rushing	1103	1083
Avg. Per Game	122.6	120.3
Total Rushes	354	308
Net Yards Passing	657	1223
Avg. Per Game	73.0	135.9
Sacked/Yards Lost	na	na
Gross Yards	na	na
Att./Completions	149/40	176/63
Completion Pct.	26.8	35.8
Had Intercepted	34	19
Punts/Average	na	na
Net Punting Avg.	na	na
Penalties/Yards	na	na
Fumbles/Ball Lost	na	na
Touchdowns	11	21
Rushing	6	11
Passing	4	8
Returns	1	2

Score By Periods	Q1	Q2	Q3	Q4	OT	Pts
Eagles	6	14	28	29	0	77
Opponents	38	29	19	72	0	158

Passing	Att	Cmp	Yds	Cmp%	Y/A	TD	TD%	Int	Int%	Lg	Sk/Lost	Rat
Kirkman	73	22	354	30.1	4.85	2	2.7	13	17.8	na	na	17.0
Hanson	28	7	50	25.0	1.79	0	0.0	4	14.3	na	na	0.0
Thornton	13	2	52	15.4	4.00	0	0.0	4	30.8	na	na	4.2
Roberts	10	4	97	40.0	9.70	1	10.0	3	30.0	na	na	69.6
Russell	8	2	32	25.0	4.00	0	0.0	2	25.0	na	na	4.2
Davis	6	2	62	33.3	10.33	1	16.7	3	50.0	na	na	72.9
Whire	5	1	10	20.0	2.00	0	0.0	2	40.0	10	na	0.0
O'Boyle	2	0	0	0.0	0.00	0	0.0	1	50.0	0	na	0.0
Prisco	2	0	0	0.0	0.00	0	0.0	0	0.0	0	na	39.6
Lackman	1	0	0	0.0	0.00	0	0.0	1	100.0	0	na	0.0
Woodruff	1	0	0	0.0	0.00	0	0.0	1	100.0	0	na	0.0
Eagles	149	40	657	26.8	4.41	4	2.7	34	22.8	na	na	14.8
Opponents	176	63	1223	35.8	6.95	8	4.5	19	10.8	na	na	36.4

Scoring	TD	Ru	Pa	Rt	PAT	FG	2Pt	Pts
Hanson	4	3	1	0			0	24
Carter	2	0	2	0	1/1	0/0	0	13
Woodruff	2	1	0	1			0	12
Davis	1	1	0	0	3/3	0/0	0	9
Kirkman	1	0	1	0	2/2	0/0	0	8
Roberts	1	1	0	0			0	6
Turnbow	0	0	0	0	0/0	1/1	0	3
Team (s)	0	0	0	0			0	2
Eagles	11	6	4	1	6/11	1/1	0	77
Opponents	21	11	8	2	16/20	5/5	0	158

Rushing	No.	Yds	Avg	Lg	TD
Hanson	133	475	3.6	na	3
Roberts	91	261	2.9	na	1
Russell	32	96	3.0	na	0
Woodruff	22	74	3.4	na	1
Lackman	17	59	3.5	na	0
Davis	15	57	3.8	na	1
Kirkman	22	43	2.0	na	0
Thornton	5	14	2.8	na	0
Whire	8	14	1.8	na	0
Prisco	7	6	0.9	na	0
O'Boyle	2	4	2.0	na	0
Eagles	354	1103	3.1	na	6
Opponents	308	1083	3.5	na	11

Receiving	No.	Yds	Avg	Lg	TD
Hanson	10	186	18.6	na	1
Carter	5	109	21.8	na	2
Kirkman	4	84	21.0	na	1
Davis	4	50	12.5	na	0
Woodruff	3	57	19.0	na	0
Kenneally	2	37	18.5	na	0
Thornton	2	14	7.0	na	0
Prisco	2	7	3.5	na	0
Fencl	1	20	20.0	20	0
Lainhart	1	20	20.0	20	0
Whire	1	15	15.0	15	0
Rowan	1	12	12.0	12	0
Felber	1	8	8.0	8	0
Roberts	1	6	6.0	6	0
Steinbach	1	5	5.0	5	0
Eagles	40	657	16.4	na	4
Opponents	63	1223	19.4	na	8



OFF THE FIELD



FRONT OFFICE & COACHING STAFF

PLAYER BIOS

2019 EAGLES STATS

RECORD BOOK

ALL-TIME RESULTS

ALL-TIME ROSTERS

HONORS & HISTORY

YEAR-BY-YEAR STATS

OFF THE FIELD



Established on September 8, 2019, the Eagles Autism Foundation was formed to centralize all of the team's autism activities into one organization, while strengthening its core mission of turning autism awareness into action. Led by Chairman and CEO Jeffrey Lurie, the team's commitment to raising funds for autism research and care has grown exponentially, raising more than \$7 million since launching the Eagles Autism Challenge in May 2018.

The Centers for Disease Control and Prevention estimates that one in 54 people under the age of 21 living in the United States are on the autism spectrum. Autism is a complex neurological and developmental condition that expresses itself differently in each individual. While it has become one of the fastest-growing developmental disorders in the country, autism has historically been underfunded, misunderstood and under-researched.

By providing critical resources, supporting medical discoveries and helping to position Philadelphia as a base for scientific research, the Eagles Autism Foundation is transforming lives for individuals and families affected by autism.

Eagles Autism Challenge pres. by Lincoln Financial Group Saturday, September 26, 2020



\$7,000,000+ raised in the first two years



The Eagles Autism Challenge presented by Lincoln Financial Group is a one-day bike ride and family-friendly 5K run/walk that donates 100% of participant-raised funds to leading institutions conducting cutting-edge autism research and care.

In partnership with the founding beneficiaries - Children's Hospital of Philadelphia, Drexel University, and Thomas Jefferson University and Jefferson Health - along with Philadelphia institutions specializing in autism research, the Eagles are bringing fresh ways of thinking to the field.

Thanks to the more than \$7 million raised, a total of 25 research projects and community grants have been funded for exploratory work in the field of autism.

For more information, visit EaglesAutismChallenge.org.





Sensory Room pres. by Children's Hospital of Philadelphia

On August 4, 2019, the Eagles became one of the first sports franchises to build a state-of-the-art sensory room in its home venue. Now certified by KultureCity as a sensory-inclusive stadium, the Lincoln Financial Field Sensory Room presented by Children's Hospital of Philadelphia promotes an accommodating and positive experience for all guests and fans with sensory challenges. The 500-square-foot, state-of-the-art sensory room has been carefully designed by top medical professionals to ensure a quieter and more secure environment. The certification process included the training of every Eagles employee and stadium staff member.



Popcorn for the People




To help combat the unemployment rate in the autism community, the Eagles Autism Foundation and Aramark, the team's food and beverage partner at Lincoln Financial Field, have teamed up with Popcorn for the People, a non-profit organization dedicated to creating meaningful employment for those with autism and developmental disabilities. Popcorn for the People trains and hires adults with autism to create, cook, package and sell uniquely flavored gourmet popcorn. A portion of the proceeds from the popcorn sold at Lincoln Financial Field benefits the Eagles Autism Foundation. The Eagles are the first pro sports team to partner with Popcorn for the People.

Eagles Radiothon pres. by Firsttrust Bank & The Green Family Foundation

The Eagles Radiothon presented by Firsttrust Bank and the Green Family Foundation is a multi-day auction held on SportsRadio 94WIP that offers fans the opportunity to bid on exclusive sports and entertainment experiences involving their favorite Eagles players and 94WIP radio personalities. The 2019 Eagles Radiothon raised \$363,746, the most ever in program history.



Eagles Huddle Up for Autism



Eagles Huddle Up for Autism is a family-friendly event held annually at Lincoln Financial Field. Designed specifically for guests on the autism spectrum, Huddle Up features special appearances by Eagles players and cheerleaders, live entertainment, games and exclusive locker room tours. The 10th annual Huddle Up set record numbers in 2019 with more than 6,000 participants and \$140,000 raised for the Center for Autism Research at Children's Hospital of Philadelphia.

50/50 Raffle

Through the Eagles Autism Foundation 50/50 Raffle, one lucky fan at every Eagles home game walks away a winner. Fans can purchase tickets for a 50/50 drawing at Lincoln Financial Field for a chance to win half of the jackpot. The other half supports the Eagles Autism Foundation. Raffle tickets can be purchased from kiosks and roving sellers located throughout the stadium.



Training Camp Practice



Training camp practices at Lincoln Financial Field serve as a vehicle to drive critical funds for autism research and care, with proceeds benefiting the Eagles Autism Foundation. As part of the team's training camp practice on August 4, 2019, more than 45,000 fans came out to support the team, while raising over a half million dollars (\$506K) for the cause.

EAGLES IN THE COMMUNITY



As proud Philadelphians who take their responsibility to the community seriously, the Eagles believe there is no offseason to good citizenship.

Since Jeffrey Lurie became Chairman and CEO in 1994, the Eagles have generously contributed more than \$25 million in charitable giving to organizations and neighborhoods throughout the Greater Philadelphia region. Under Lurie's direct leadership and guidance, the Eagles continue to strengthen and support local organizations through joint effort partnerships, all based on the belief that strong non-profits build strong communities.

The Eagles host a variety of events and campaigns that aim to inspire, motivate and educate. As a professional football team, the Eagles have a unique platform to reach the community and have long-lasting effects.

The team takes great pride in serving the fans, local non-profits and the region at large, because to the Eagles, making the Delaware Valley proud is just as important off the field as it is on it.

COMMUNITY MONDAYS



EAGLES EYE MOBILE POWERED BY VISION TO LEARN



Through the Eagles Care program, the team cultivates and maintains season-long, strategic partnerships with local non-profits as a way to help enhance their core work and positive impact on the community.

At the end of the season, each non-profit becomes an extension of the Eagles Care family where they continue to work closely with the team on community outreach events, while utilizing their newfound strengths to assist future Eagles Care partners.

2019 EAGLES CARE PARTNERS



EAGLES CARE FAMILY



PLAYGROUND BUILD



YOUTH FOOTBALL



Throughout the 2019-20 season, the Eagles impacted close to 75,000 local youth, ages 6-18, through equipment donations, grant assistance and general youth football programming, totaling more than \$2.7 million in value back to the Philadelphia youth and high school football community.

EAGLES IN THE COMMUNITY



SOCIAL JUSTICE FUND

Established in 2018, the Eagles Social Justice Fund was formed to provide grants to organizations that work to reduce barriers to equal opportunity, with a specific focus on education, community and police relations, improving the criminal justice system and other initiatives targeting poverty, racial equality and workforce development in the Greater Philadelphia area.

Led by a panel of players and club executives, the Eagles Social Justice Leadership Council works to identify potential grant recipients and secures contributions to the Eagles Social Justice Fund. The Fund is built through one-to-one matching donations from players and the club.

In just two years, the program has provided area-based organizations with more than \$858,000 in funding.



EAGLES CARE NEST



The Eagles Care Nest, a new Philadelphia OIC workforce space, serves as a career development hub for individuals to apply for jobs, participate in online training and utilize career resource tools

HADDINGTON PAL CENTER



The Haddington Police Athletic League of Philadelphia (PAL) Center is a safe haven for children that offers educational, athletic and recreational programs in a constructive environment.

MENZFIT



MenzFit received a grant and donations from the Eagles Social Justice Fund to help enhance their efforts around providing professional interview clothing, career development and financial literacy services



To help maintain a sufficient blood supply and to avoid a potential shortage during the COVID-19 pandemic, the Eagles and the American Red Cross, with the support of Budweiser, hosted blood drives at Lincoln Financial Field.

COVID-19 RELIEF SUPPORT

To help combat the impact of COVID-19, Chairman and CEO Jeffrey Lurie spearheaded frontline efforts that directly supported and provided critical assistance for the City of Philadelphia. In April 2020, Lurie and the Eagles contributed \$1 million in donations to promote the well-being of essential healthcare workers and their families, while supporting local businesses during the global pandemic.

"As we continue to navigate through this unprecedented time in history, we could not be more appreciative of the Eagles' continued care and concern for our community. Ensuring the health and safety of our frontline staff, and of our patients and their families, is very important to everyone at CHOP, and we thank the Eagles for their tremendous support and friendship." - **Madeline Bell, President and CEO, Children's Hospital of Philadelphia**

RELIEF EFFORTS SUPPORTED BY LURIE & THE EAGLES

100,000 N-95 masks to Jefferson, CHOP and other local health systems	\$300,000
Red Cross to support Convalescent Plasma Program	\$250,000
6,733 gift cards purchased from ACME, Chickie's & Pete's, Dunkin', McDonald's and Wawa to provide relief for essential workers in healthcare	\$225,000
Jefferson's Better Together Fund	\$100,000
Vision To Learn to support Eagles Eye Mobile program continuity	\$55,000
Jewish Family and Children's Service of Greater Philadelphia to support expansion of Helping Healthcare Heroes Support Group services for essential medical workers and their families	\$35,000
Uplift Center for Grieving Children to support expansion of mental health services for essential medical workers and their families	\$35,000
TOTAL	\$1,000,000



The connection between the team and Eagles fans everywhere has always been a special bond. It's a relationship that has existed for generations and is one that continues to grow stronger as the years go on. The Eagles are inspired by the relentless passion and fan support they receive and have always made it a priority to engage the fanbase by offering unique experiences and memories to last a lifetime.

Annual events like Junior Pro Day, Football Festival for Women, Kids Club activities, Spotlight Forums and Training Camp public practices, among others, have enabled fans to connect with their favorite team, players and franchise legends on a deeper level. Many of these programs have even developed into family traditions for some, bringing together loved ones from all over the country.

The Eagles are proud to celebrate their fans in many special ways, both on and off the field.

SPOTLIGHT FORUMS



JUNIOR PRO DAY



EAGLES KIDS CLUB



YOGA ON THE FIELD



JUNIOR CHEER CLINIC



FOOTBALL FESTIVAL FOR WOMEN




MADDEN CLUB CHAMPIONSHIP



FANTASY DRAFT PARTIES



GO GREEN PROGRAM



The Eagles believe the path to sustainability is a journey, not a destination. With the opening of Lincoln Financial Field in 2003, the team's road to becoming an eco-friendly operation began.

What started with a blue recycling bin under each employee's desk has grown into a company-wide sustainability program that is reducing the organization's overall impact on the environment in a financially-responsible manner.

With the help of partners and fans, the Eagles have been able to develop a multi-year curriculum and action plan that incorporates green energy production, recycling, composting, energy efficiency and reforestation, among other ventures.

The Eagles, who wear the color "green" with pride, are committed to serving as environmental stewards for a community that gives so much to them throughout the year.

"SUSTAINABLE" SUCCESS



In December 2018, Lincoln Financial Field was awarded LEED Gold certification by the U.S. Green Building Council (USGBC) for implementing practical and measurable strategies and solutions aimed at achieving high performance in sustainable site development, water savings, energy efficiency, materials selection and indoor environmental quality.



The Eagles are the first professional sports team in the world to have received the prestigious ISO 20121 Event Sustainability Management System certification.

ISO 20121 is an international standard designed to help organizations involved in the events and hospitality industries integrate sustainability into management practices and processes.

GO GREEN PARTNERS



DID YOU KNOW?



The Eagles became the first team in the famed South Philadelphia sports complex to switch from plastic straws to an eco-friendly alternative made from 100% renewable resources.



Through the 2019 Field Goal Forest Program - in which PGW pledges to plant 10 trees for every field goal made - the Eagles will plant 290 trees in the Eagles Forest this year.

SUSTAINABILITY & ENVIRONMENTAL BIRDSEED

- 10,456 solar panels have positioned Lincoln Financial Field as one of the greenest major sports facilities in the world
- Through the team's energy-from-waste program, the Eagles divert more than 99% of their waste from landfills
- The installation of water filtration fountains at the team's facilities has saved more than 450,000 water bottles since 2015
- With the help of The Conservation Fund, the Eagles offset 100% of all team travel through the "Go Zero" program
- The team supports reforestation efforts by planting trees in various cities, including the "Eagles Forest" in Bensalem, PA
- Bike Share program equips team employees with bicycles for convenient transportation from the practice facility to the stadium
- Cups and flatware are created from bio-plastics which biodegrade in just 45 days
- To conserve energy, lower-wattage light bulbs and automatic sensors/timers have been installed in team facilities
- Two onsite bio-digesters help decompose pre-consumer food waste to eliminate the need for landfill disposal



Home to the Super Bowl LII Champion Philadelphia Eagles, Lincoln Financial Field is a prime destination for world-class entertainment that offers a high-quality experience to fans in a safe, clean and friendly environment.

In addition to 10 Eagles home games each season, Lincoln Financial Field has become famous for showcasing high-profile sporting events and unique experiences throughout the year.

Since opening in August 2003, Lincoln Financial Field has hosted 34 star-studded concerts, in addition to welcoming some of the world's most distinguished soccer clubs and serving as the home to Temple University football and the historic Army-Navy Game. The stadium has also hosted multiple NCAA Lacrosse Championships and many other marquee events.

A state-of-the-art facility located in the heart of Philadelphia, Lincoln Financial Field has become one of the world's most admired stadiums for sports and entertainment due to its commitment to the fan experience.

BY THE NUMBERS

Broke Ground	May 7, 2001
Opened	August 3, 2003
Revitalized	Feb. '12 - Aug. '14
Capacity	69,796
Executive Suites	174
Concessions	62
HD Televisions	1,185
Wi-Fi Connections	45,000
North End Zone HD Video Board	5,184 square feet
South End Zone HD Video Board	4,320 square feet
Concerts	34
Soccer Matches	26
Home Record (Regular Season + Playoffs)	87-59 (.596)
Twitter	@LFFStadium





HOME TO THE SUPER BOWL LII CHAMPION PHILADELPHIA EAGLES



WORLD TOURS & CONCERTS

- July 23, 2019 The Rolling Stones
- September 27, 2018 Ed Sheeran
- July 30, 2018 Jay-Z & Beyoncé
- July 14, 2018 Taylor Swift
- July 13, 2018 Taylor Swift
- June 9, 2018 Kenny Chesney
- June 18, 2017 U2
- May 12, 2017 Metallica
- September 29, 2016 Beyoncé
- August 6, 2016 Coldplay
- July 14, 2016 Guns N' Roses
- June 25, 2016 Kenny Chesney
- June 5, 2016 Beyoncé
- September 1, 2015 One Direction
- August 30, 2015 Kevin Hart
- July 11, 2015 Kenny Chesney
- June 13, 2015 Taylor Swift
- June 12, 2015 Taylor Swift
- August 15, 2014 Luke Bryan
- August 14, 2014 One Direction
- August 13, 2014 One Direction
- July 20, 2013 Taylor Swift
- July 19, 2013 Taylor Swift
- June 8, 2013 Kenny Chesney
- June 16, 2012 Kenny Chesney
- August 6, 2011 Taylor Swift
- July 14, 2011 U2
- June 18, 2011 Kenny Chesney
- June 27, 2009 Kenny Chesney
- July 19, 2008 Kenny Chesney
- June 23, 2007 Kenny Chesney
- August 11, 2003 Bruce Springsteen
- August 9, 2003 Bruce Springsteen
- August 8, 2003 Bruce Springsteen



THE ARMY-NAVY GAME



ARMY-NAVY HISTORY (LFF)

December 14, 2019	Navy, 31-7
December 8, 2018	Army, 17-10
December 9, 2017	Army, 14-13
December 12, 2015	Navy, 21-17
December 14, 2013	Navy, 34-7
December 8, 2012	Navy, 17-13
December 11, 2010	Navy, 31-17
December 12, 2009	Navy, 17-3
December 6, 2008	Navy, 34-0
December 2, 2006	Navy, 26-14
December 3, 2005	Navy, 42-23
December 4, 2004	Navy, 42-13
December 6, 2003	Navy, 34-6





NATIONAL & INTERNATIONAL SOCCER MATCHES



- August 29, 2019
 - June 30, 2019
 - July 25, 2018
 - July 19, 2017
 - June 14, 2016
 - June 11, 2016
 - June 9, 2016
 - July 26, 2015
 - August 2, 2014
 - August 11, 2012
 - August 10, 2011
 - July 23, 2011
 - May 29, 2010
 - May 15, 2010
 - April 10, 2010
 - July 18, 2009
 - September 13, 2008
 - November 6, 2004
 - August 2, 2004
 - July 28, 2004
 - September 25, 2003
 - September 20, 2003
 - August 3, 2003
- Victory Tour:** USWNT vs. Portugal
Gold Cup: USMNT vs. Curacao
Gold Cup: Jamaica vs. Panama
Bayern Munich vs. Juventus
Gold Cup: USMNT vs. El Salvador
Gold Cup: Costa Rica vs. Panama
Copa America: Chile vs. Panama
Copa America: USMNT vs. Paraguay
Copa America: Uruguay vs. Venezuela
CONCACAF Gold Cup Final:
 Mexico vs. Jamaica
 A.S. Roma vs. Inter Milan
 Real Madrid vs. Celtic
 USMNT vs. Mexico
 Philadelphia Union vs. Real Madrid
 USMNT vs. Turkey
 Philadelphia Union vs. FC Dallas
 Philadelphia Union vs. DC United
Gold Cup: USMNT vs. Panama
Gold Cup: Canada vs. Honduras
 USWNT vs. Ireland
 USWNT vs. Denmark
 A.C. Milan vs. Chelsea
 Manchester United vs. Glasgow Celtic
 Women's World Cup
 Women's World Cup
 Manchester United vs. FC Barcelona



STADIUM ENTERTAINMENT & FAN ENGAGEMENT




PAVING THE ROAD TO VICTORY!

In May 2016, the "Eagles FanWalk" was constructed outside of the Northeast entrance gate at Lincoln Financial Field. This honorary walkway, which showcases the passion that fans have for the Eagles and their families, features more than 3,800 personally engraved pavers that line the way for guests entering the stadium. The "Eagles FanWalk" ensures that each member engraved across the pathway will have a special place in Eagles history.



EAGLES CHEER TEAM



The Eagles Cheer Team, comprised of both women and men, serves as brand ambassadors for the organization, representing the team in the community, as well as nationally and internationally. Careers of current members include a doctor of optometry, New Jersey councilwoman, Air Force veteran, physical therapist, registered nurse, financial market analyst and editor-in-chief.

The 38 members of the squad are socially conscious individuals with inspiring life experiences, utilizing their platform to make a positive impact through global humanitarian work. Committed to supporting United States military, the Cheer Team also travels regularly to overseas bases on international goodwill tours. Additionally, they are passionately involved in engaging today's youth and in furthering the philanthropic work of the Eagles Autism Foundation.

In addition to performing at Eagles home games, the Eagles Cheer Team performs with top musical artists and appears at some of the most prestigious events in the world.

