



BILLS

2020 MEDIA GUIDE

BILLS FOOTBALL



2020 SCHEDULE

REGULAR SEASON

Sunday, Sept. 13	vs. NY Jets		1:00 PM
Sunday, Sept. 20	at Miami		1:00 PM
Sunday, Sept. 27	vs. LA Rams		1:00 PM
Sunday, Oct. 4	at Las Vegas		4:25 PM
Sunday, Oct. 11	at Tennessee		1:00 PM*
Thursday, Oct. 15	vs. Kansas City	NETWORK	8:20 PM
Sunday, Oct. 25	at NY Jets		1:00 PM*
Sunday, Nov. 1	vs. New England		1:00 PM*
Sunday, Nov. 8	vs. Seattle		1:00 PM*
Sunday, Nov. 15	at Arizona		4:05 PM*
	BYE WEEK		
Sunday, Nov. 29	vs. LA Chargers		1:00 PM*
Monday, Dec. 7	at San Francisco		8:15 PM
Sunday, Dec. 13	vs. Pittsburgh		8:20 PM*
Dec. 19 or 20	at Denver	TBD	TBD
Monday, Dec. 28	at New England		8:15 PM
Sunday, Jan. 3	vs. Miami		1:00 PM

POST-SEASON

AFC and NFC Wild Card Playoffs	January 9-10
AFC and NFC Divisional Playoffs	January 16-17
AFC and NFC Championship Games	January 24
Pro Bowl	January 31
Super Bowl LV (Tampa, FL) (CBS)	February 7



STAFF

BILLS FOOTBALL



TERRY PEGULA

OWNER/CEO

Terry Pegula rose from humble beginnings to become one of the most respected leaders in the energy industry, and one of very few owners to operate franchises in multiple professional sports.

Together with his wife Kim, Terry realized a life-long dream on October 8, 2014. The Pegulas received the unanimous approval of NFL owners to succeed Pro Football Hall of Famer Ralph C. Wilson, Jr. to become the second owners of the Buffalo Bills.

“Owning any professional team is about winning and the primary goal of our ownership will be to win the Super Bowl and bring championships to the city of Buffalo,” he said at his introductory press conference.

Terry serves as CEO of the Bills and currently sits on the NFL’s Health and Safety committee. In 2016, the Pegulas were honored with the Tank Younger Award, which recognizes extraordinary contributions towards diversity in the NFL.

Born on March 27, 1951 in Carbondale, PA, Terry is a 1969 graduate of Scranton Preparatory School. He entered Penn State University as a math major and was accepted into the Petroleum and Natural Gas Engineering Program. He went on to graduate with a Bachelor of Science degree in 1973 and landed his first job with Getty Oil Co. in Victoria, TX. He later joined Felmont Oil Co. as an Area Engineer, a decision that brought him to Olean, NY in 1975.

In 1983, Terry borrowed \$7,500 from family and friends to create East Resources Inc., an independent oil and gas exploration and production company operating in the Appalachian Basin. Over the next 27 years, Terry built East into one of the largest privately held companies in the United States. In July of 2010, Royal Dutch Shell purchased the assets of East Resources Inc., which continues to be active today. In 2012, Terry formed JKLM Energy. JKLM is staffed with many former East Resources employees and takes pride in contributing to U.S. energy independence by producing Pennsylvania natural gas, elevating the state into one of the top producing regions in the world.

Upon the sale of East Resources assets, Terry focused his attention on his love of sports. In September of 2010, the Pegulas announced a gift of \$102 million to construct Pegula Ice Arena, paving the way for Division I hockey at Penn State.



On February 22, 2011, Terry and Kim purchased the NHL’s Buffalo Sabres and their sports ownership now extends to the NLL Buffalo Bandits and Rochester Knighthawks and the AHL Rochester Americans.

The Pegulas opened LECOM Harborcenter in 2014. The \$200 million dollar complex, next door to the Sabres’ KeyBank Center, includes two hockey rinks, training facilities and a full-service Marriott Hotel.

The complex has helped bring new business opportunities to Buffalo, including multi-year agreements to host the NHL Combine. Buffalo also hosted the 2016 NHL Draft, 2018 World Junior Championships, 2019 Frozen Four NCAA Men’s Hockey Tournament, as well as a wide variety of stadium and arena concerts and national and international tournaments.

During the COVID-19 pandemic, the Pegulas donated \$1.2 million to various relief efforts in Western New York.

In addition to helping manage the family’s sports operations, Terry runs JKLM Energy in Pittsburgh, and his family’s business operations in Boca Raton, Florida.

Terry and Kim have five children: Michael, Laura, Jessica, Kelly and Matthew. Jessica competes on the Women’s Tennis Association Tour.

THE STAMPEDE

FAVORITE TEAM GROWING UP:

Detroit Tigers

FAVORITE MUSICAL ARTISTS:

George Strait and Merle Haggard

FAVORITE SANDWICH:

Pulled pork

FAVORITE MOVIE:

Planes, Trains and Automobiles

FIRST JOB:

Drove a road watering truck in the mines in Carbondale - a 1949 Brockway tractor trailer with no doors or windows

FAVORITE HOBBIES:

Astronomy, model trains, bird watching, rocks and minerals

FAVORITE BOOK:

Brave New World



KIM PEGULA

OWNER/PRESIDENT

Kim Pegula is the President of both the Buffalo Bills and Buffalo Sabres as well as President and CEO of Pegula Sports and Entertainment.

Overseeing the day-to-day business operations of each team, she is the first female president of both a NHL and NFL team.

A valued member of both sports' ownership groups, Kim currently serves on the NFL's Super Bowl and Major Events Advisory Committee, Business Ventures Committee, and NFL Foundation Committee. She serves on the Board of Directors of the Hockey Hall of Fame and Museum.

A member of both the NFL's Workplace Diversity Committee and the NHL's Executive Inclusion Council, Pegula is invested in ensuring diversity is a priority across both leagues.

In 2020, she served as a keynote speaker at the NFL's Annual Quarterback Coaching Summit, an event to build the coaching and personnel development pipeline and strengthen diversity across the league, and at the NFL's Women's Careers in Football Forum at the combine.

On October 8, 2014, Kim and her husband Terry realized a long-time dream when they became only the second owners of the Bills. The Pegulas purchased the Sabres in 2011 and their sports ownership extends to the NLL Buffalo Bandits and Rochester Knighthawks and the AHL Rochester Americans.

After owning multiple professional sports teams in the same market, Kim launched Pegula Sports and Entertainment (PSE) in 2014, creating a management company that oversees the business operations across all Pegula-owned entities, including the development and operation LECOM Harborcenter in downtown Buffalo.

PSE has helped bring new business opportunities to Buffalo, including multi-year agreements to host the NHL Combine. It has also hosted the 2016 NHL Draft, 2018 World Junior Championships, 2019 Frozen Four NCAA Men's Hockey Tournament, as well as a wide variety of stadium and arena concerts and national and international tournaments.

Pegula and PSE entities have been honored with a number of awards including Business First's Most Influential People, NYS Emmy Awards for sports content, Buffalo Best Place To Work, the Tank Younger Award for embracing diversity in the NFL, and numerous individual staff recognitions.



Kim and Terry have encouraged the growth of sports in the community. In 2010, the Pegulas gave \$102 million for the creation of the Pegula Ice Arena at Penn State. The facility allowed their hockey program to become a NCAA Division I team.

Kim supported Houghton College with a gift of \$12 million to build the Kerr-Pegula Athletic Complex allowing their athletic department to become a Division III program.

During the COVID-19 pandemic, the Pegulas donated \$1.2 million to various relief efforts in Western New York. Kim also served on Governor Andrew Cuomo's Re-Opening Advisory Board for New York State.

Pegula also serves on the Board of Directors of Republic Services, Inc., an industry leader in U.S. recycling and non-hazardous solid waste.

Born in Seoul, South Korea on June 7, 1969, Kim was adopted at the age of 5 by Ralph and Marilyn Kerr and moved to Fairport, NY, a suburb of Rochester.

She attended nearby Houghton College and graduated in 1991 with a degree in communications. Kim began her professional career with East Resources in 1991 and was involved with the company until its sale in 2010.

Terry and Kim have five children: Michael, Laura, Jessica, Kelly and Matthew. Jessica competes on the Women's Tennis Association Tour.

THE STAMPEDE

FAVORITE SPORTS MEMORY AS A FAN:

Bills comeback win vs. Houston in 1993

FIRST JOB:

Working as a hostess at McDonald's

FAVORITE HOBBY:

Baking

FAVORITE MUSICAL ARTIST:

Whitney Houston

FAVORITE MOVIE:

Grease

FAVORITE VACATION SPOT:

Italy



BRANDON BEANE

GENERAL MANAGER

Brandon Beane was named General Manager of the Bills on May 9, 2017. In his first three seasons in Buffalo, Beane has helped build a roster and establish a culture that has produced two playoff appearances, including the franchise's first trip to the postseason since 1999.

Beane joined the Bills after a 19-year stint with the Carolina Panthers.



In addition to making the playoffs in 2017, Beane also engineered several trades that resulted in the Bills selecting 7th (QB Josh Allen) and 16th overall (LB Tremaine Edmunds) in the 2018 draft while maintaining all their 2019 draft capital. Along the way, he stabilized the team's salary cap status.

After bolstering the roster with several free agent signings and another productive draft in 2019, the Bills captured their first 10-win season since 1999.

In the 2020 offseason, Beane negotiated a trade with Minnesota to acquire WR Stefon Diggs and added several other free agents to fortify Buffalo's defense and special teams.

Beane, who served as the Panthers assistant general manager from 2015-16, played a vital role in constructing the Panthers draft boards from 2012-17, evaluated professional and collegiate players and worked closely with the football operations staff on the negotiation of player contracts.

Throughout Beane's time in Carolina, the Panthers won five NFC South division titles and two NFC conference championships. In 2012, Beane was named the Panthers interim general manager—holding the role for the final 10 games of the season. Carolina finished out the season with a 6-4 record under Beane's watch.

Beane also worked closely with current Bills head coach Sean McDermott in Carolina, where McDermott served as defensive coordinator from 2011-16.

"The most impressive thing I think that we accomplished is him and coach are joined at the hip and at the head," said Bills owner Terry Pegula. "They think alike. They're both very thorough people. They can make instantaneous decisions like a coach has to during the game but they also think stuff out to the point where you say, 'Wow these guys are very thorough.'"

A cum laude graduate in communications studies from UNC-Wilmington in 1998 and a native of Stanly County, North Carolina, Beane (born July 27, 1976) began his career in 1998 with the Panthers communications department.

Beane moved on to fill various football operations/personnel roles with the Panthers organization before being named the team's director of football operations in 2008.

Beane has ingrained himself in the Western New York community. In the 2020 offseason, Brandon helped raise nearly \$100,000 for COVID-19 relief efforts with a sweepstakes through the United Way by offering unique fan experiences related to the draft. He also helped promote the Buffalo Strong initiative that benefits FeedMore WNY. Beane participated in and served as a spokesperson for the Bills 50-yard Finish race that benefits the Independent Health Foundation. He has also served as a spokesperson for the One Buffalo Pet Adoption event and has made multiple visits to Oishei's Children Hospital in Buffalo during the holidays.

Brandon and his wife, Hayley, have two sons, Tyson and Wes and reside in Orchard Park, NY. The family has two dogs, Bodie and Peanut. He enjoys golf, running (he finished a marathon in Wilmington, NC in 2010), racquetball and basketball.

THE STAMPEDE

FAVORITE ATHLETES GROWING UP:

Dominique Wilkins, John Riggins, Dale Murphy

FAVORITE VACATION SPOT:

Isle of Palms, South Carolina

FAVORITE SPORTS MEMORY GROWING UP:

NC State upsetting Houston (Phi Slama Jama) in 1983

FIRST JOB:

At age 14, washing golf clubs at Piney Point Golf Club in Norwood, NC

BIGGEST PET PEEVE:

People who are late

FAVORITE MEAL:

Grilled grouper sandwich at the Provision Company in Holden Beach, NC

FAVORITE MUSICAL ARTIST:

Pearl Jam/Eddie Vedder



SEAN MCDERMOTT

HEAD COACH

Sean McDermott was named head coach of the Bills on January 11, 2017. With two playoff appearances under his belt in his first three seasons, he methodically transformed the culture of a franchise that had not experienced a postseason berth since 1999.



In 2017, McDermott became the third coach in Bills history to earn a playoff spot in his first season, joining Joe Collier (1966) and Wade Phillips (1998).

Two years later, Buffalo posted their first 10-win season since 1999 as they secured a playoff spot after a week 15 win at Pittsburgh on Sunday Night Football.

McDermott's defense has been a hallmark of the Bills success. From 2018-19, the Bills gave up the fewest number of yards (296.2 per game) in the NFL while allowing the 4th lowest point total (19.8 per game).

McDermott was hired by the Bills after 6 seasons as the defensive coordinator of the Carolina Panthers. He led a top-10 defense in 4 of those seasons and helped the Panthers earn 3 division titles and a trip to Super Bowl 50.

Over his six-year tenure, the Panthers defense ranked second in the NFL in sacks (261), third in takeaways (169), sixth in rushing yards allowed per game (103.3), ninth in yards per game (339.1) and 12th in points allowed per game (22.1).

In 2015, McDermott's defense helped lead the way for the Panthers 15-1 season and run to Super Bowl 50. The Panthers ranked 2nd in the NFL in yards allowed per play (4.9) and 6th in scoring defense (19.3). Four defenders – Thomas Davis, Luke Kuechly, Josh Norman and Kawann Short – were named to the Pro Bowl and earned All-Pro honors.

McDermott was named The Sporting News Coordinator of the Year in 2013 as his unit ranked 2nd in total defense (301.3 yards per game), led the NFL in sacks (60), and finished 2nd in points allowed (15.1). Carolina went 12-4 to win the NFC South, earning their first playoff spot since 2008.

He spent his first 12 NFL seasons with Philadelphia, working his way up to defensive coordinator in 2009-10. In 2009, he was named the NFL's top defensive coordinator by Pro Football Weekly.

A protege of the late Jim Johnson, the Eagles legendary defensive coordinator, McDermott served as Philadelphia's defensive assistant/quality control coach (2001-02), assistant

defensive backs coach (2003), secondary/safeties coach (2004-06), and linebackers coach (2007-08). He joined the Eagles in 1998 as a scouting administrative coordinator before being promoted to assistant to the head coach under Andy Reid in 1999. McDermott worked with several Pro Bowlers during his time in Philadelphia, including Hall of Fame safety Brian Dawkins.

McDermott and his family are active in the Western New York community, making multiple visits to Oishei's Children Hospital of Buffalo, contributing to a Habitat for Humanity build, and making a sizable donation to those working on the front lines during the Covid-19 pandemic. For My Cause, My Cleats games, he has sported shoes that provide awareness for food allergies, something that has affected his own family.

A member of the LaSalle College High School Hall of Athletics, McDermott was a two-time All-Catholic League and a National Prep School Champion in 1992 and 1993 and went undefeated in 75 consecutive wrestling matches.

A member of the William & Mary Athletics Hall of Fame, McDermott was an All-Atlantic 10 Conference choice at safety in 1997 and graduated with a degree in finance. He began his coaching career as a graduate assistant at his alma mater in 1998. He was a college teammate of Steelers head coach Mike Tomlin.

Sean and his wife, Jamie, have three children. His father, Rich, was a football coach at West Chester and Ursinus and his brother, Tim, is the Chief Business Officer of the Philadelphia Union of the MLS. McDermott was born in Omaha, Nebraska on March 21, 1974.

THE STAMPEDE

FAVORITE ATHLETE GROWING UP:

Brian Bosworth

FAVORITE MOVIE:

Vision Quest

FAVORITE MUSICAL ARTIST:

Michael Jackson

FAVORITE VACATION SPOT:

Kiawah Island, South Carolina

FAVORITE TV SHOW GROWING UP:

Monday Night Football

FAVORITE SNACK:

Brownies and ice cream



COACHES



BRIAN DABOLL 

OFFENSIVE COORDINATOR

20TH Year IN THE NFL

3RD Year with THE BILLS

- Has overseen the development of QB Josh Allen, who had the biggest improvement in QB rating of anyone in the NFL in 2019.
- Joined the Bills in 2018 after helping lead Alabama to its 17th national championship in 2017.
- Has spent 10 of his 20 NFL seasons with the Patriots (2000-06, 2013-16) in a variety of roles and has been an OC for the Browns (2009-10), Dolphins (2011) and Chiefs (2012). He also worked with the Jets (2007-08) as their QB coach.
- His connection with Sean McDermott dates back to William & Mary in 1997. McDermott was concluding his collegiate playing career and Daboll was a volunteer assistant for the Tribe.
- A West Seneca native, Daboll played collegiately at the University of Rochester.



LESLIE FRAZIER 

DEFENSIVE COORDINATOR

22ND Year IN THE NFL

4TH Year with THE BILLS

- Hired by the Bills in 2017 and is entering his 22nd year in the NFL.
- Spent the 2016 season as the Baltimore Ravens secondary coach, leading a unit that led the NFL with 18 interceptions.
- Spent parts of four seasons as the head coach of the Minnesota Vikings (2010-13). Led the Vikings to the postseason in 2012, where running back Adrian Peterson was named the NFL MVP.
- Won Super Bowl LI with the Indianapolis Colts while serving as the assistant to the head coach (Tony Dungy) and the defensive backs coach.
- Frazier played six seasons as a defensive back for the Chicago Bears (1981-86) and started on the historic 1985 Super Bowl Championship team. Led Chicago in interceptions three-consecutive seasons (1983-85), finishing his pro career with 20 thefts for 343 return yards and 2 touchdowns.



HEATH FARWELL 

SPECIAL TEAMS COORDINATOR

5TH Year IN THE NFL

2ND Year with THE BILLS

- Hired by the Bills as the special teams coordinator in 2019 and enters his fifth year as an NFL coach.
- Prior to joining the Bills, spent a year as the assistant special teams coach with the Panthers (2018) and two years with the Seahawks (2016-17), serving as the team's coaching assistant, then assistant special teams coach.
- In 2018, the Carolina special teams unit held opponents to only 406 kickoff return yards during the regular season, ranking fourth in the league.
- Played linebacker for the Minnesota Vikings from 2005-10 before playing for the Seattle Seahawks from 2011-14.
- Served as the Seahawks' special teams captain from 2012 onward and won Super Bowl XLVIII with the team.



BOB BABICH 


LINEBACKERS

19TH Year IN THE NFL

4TH Year with THE BILLS

- Joined the Bills in the 2017 offseason after spending the 2016 season as the San Diego Chargers' linebackers coach.
- Served as the Jaguars' defensive coordinator from 2013-15, with the team accumulating 112 sacks and 26 interceptions in that span.
- Spent nine seasons coaching with the Chicago Bears, including three as the defensive coordinator and six as a linebackers coach. Under his watch, Brian Urlacher earned the 2005 NFL Defensive Player of the Year. In 2006, the defense was ranked third in the NFL and the 13-3 Bears advanced to Super Bowl XLI.
- Played LB for two seasons at Mesa Community College before transferring and finishing his career at the University of Tulsa.



BOBBY BABICH 

SAFETIES


9TH Year IN THE NFL


4TH Year with THE BILLS

- Hired in 2017 after splitting the 2016 season coaching at Edinboro and FIU.
- Coached S Micah Hyde to his first Pro Bowl appearance in 2017.
- Spent three seasons with the Cleveland Browns, 2013-15, as the team's assistant defensive backs/safeties coach, working with All-Pros Joe Haden and T.J. Ward.
- Got his start in the NFL by working on the Carolina Panthers' coaching staff from 2011-12.
- Played cornerback for four years at North Dakota State. He led the team in interceptions as a senior.



COACHES



ROB BORAS 

TIGHT ENDS

18TH Year IN THE NFL

4TH Year with THE BILLS

- Helped tutor rookie tight end Dawson Knox during the 2019 season.
- Came to Buffalo in the 2017 offseason after spending the previous five seasons in the Rams' organization.
- Served as the Rams' offensive coordinator for the final four games of the 2015 season and all of the 2016 season, producing the Rams' first 1,000-yard receiver since 2007 in his final season there.
- As the Jaguars' tight ends coach in 2010, Boras guided Mercedes Lewis to franchise records with 58 receptions for 700 yards and 10 touchdowns en route to the first Pro Bowl appearance by a Jaguars tight end.



JOHN BUTLER 

DEFENSIVE BACKS

7TH Year IN THE NFL

3RD Year with THE BILLS

- Enters his third year with the Bills as the defensive backs coach after spending the previous four seasons overseeing the Houston Texans secondary.
- Oversaw a Bills secondary in 2018 that allowed the fewest passing yards per game and helped Tre'Davious White to be named 1st-team All-Pro in 2019.
- Coached at Penn State from 2012 to 2013, overseeing the secondary in 2012 and then serving as the defensive coordinator in 2013.
- Served as the special teams coach for South Carolina in 2011 after working as the linebackers and special teams coordinator for both Minnesota (2007-10) and Harvard (2003-06). Also has coached at Texas State, Midwestern State, Texas and Catholic University.



JACQUES CESAIRE 

ASST. DEFENSIVE LINE

1ST Year IN THE NFL

1ST Year with THE BILLS

- Cesaire enters his first years with the Bills in 2020 as the assistant defensive line coach.
- Prior to joining the Bills, Cesaire spent the 2015-19 seasons as the defensive line coach at University of San Diego, where he coached Jonathan Petersen to become the FCS's all-time career sacks leader.
- As a player, spent ten seasons as a defensive end for the San Diego Chargers, finishing his career having played in 125 games, logging 217 tackles and 12.5 sacks.
- Entered the NFL as an undrafted free agent out of Southern Connecticut State.




KEN DORSEY 


QUARTERBACKS

9TH Year IN THE NFL

2ND Year with THE BILLS

- Enters his second season as the Bills quarterbacks coach after holding the same position for the Panthers from 2013-17.
- Dorsey served as a pro scout for the Panthers during the 2011-12 seasons, along with working as Florida International's Assistant Athletic Director in 2018.
- Under Dorsey's watch, Panthers QB Cam Newton passed for 17,154 yards and 118 touchdowns. Newton was named NFL's Most Valuable Player following the 2015 season.
- Played quarterback at Miami from 1999-2002, leading the team to a 38-2 record during his tenure. Had a six-year career in the NFL.



JOHN EGORUGWU 

DQC/ASST. LINEBACKERS

6TH Year IN THE NFL

4TH Year with THE BILLS

- Joined the Bills in the 2017 offseason after spending the 2015-16 seasons on the Baltimore Ravens' staff as a defensive assistant.
- In 2018, the Bills linebackers group recorded 7 interceptions, tied for most in the league with the New York Giants.
- Spent the 2012-14 seasons at Missouri as a coaching graduate assistant.
- Started at linebacker for four years at William Jewell College and notched 156 tackles and 7.0 sacks in his playing career.
- Last name pronounced Egg-a-goo-roo.



COACHES



CHAD HALL 

WIDE RECEIVERS

4TH Year IN THE NFL

4TH Year with THE BILLS

- Promoted to wide receivers coach in the 2019 offseason. Previously served as the Bills' offensive assistant.
- Played wide receiver for the Eagles (2010-12), 49ers (2012-13), Chiefs (2013) and played for the Jaguars during the 2014 preseason, accumulating 15 receptions for 144 yards and two touchdowns during his NFL career.
- As a senior at Air Force in 2007, Hall was the only player in the country to lead his team in rushing and receiving, finished third in the nation in all-purpose yards and was named the Mountain West Conference Offensive Player of the Year.
- Inducted into the Gwinnett Sports Hall of Fame in 2017 and served in the Air Force from 2008-2009.



TERRY HEFFERNAN 

ASST. OFFENSIVE LINE

5TH Year IN THE NFL

2ND Year with THE BILLS

- Hired by the Bills in the 2019 offseason as the assistant offensive line coach. Helped coach a unit that featured four new starters and three new coaches.
- Prior to joining the Bills, served as the associate head coach and offensive line coach at Eastern Kentucky. Under his guidance, ECU rushed for 2,246 yards in 2018. It was the highest rushing total for an Eastern team since 2014. In 2018, the Colonels ranked second in the OVC in rushing offense.
- Heffernan also spent three seasons with the Lions (2013-15) serving as both an offensive quality control coach and the team's assistant offensive line coach.



BOBBY JOHNSON 

OFFENSIVE LINE

11TH Year IN THE NFL

2ND Year with THE BILLS

- Hired as the team's offensive line coach in the 2019 offseason. Led a unit that featured four new starters and three new coaches.
- Served as the Colts' assistant offensive line coach in 2018. The Colts' offensive line helped the team to a seventh overall ranking in the NFL for yards per game during the season.
- Throughout his career, was the Raiders tight ends coach (2015-17), Lions assistant offensive line coach (2014-13), Jaguars coach (2012) and Bills assistant offensive line coach (2010-11).
- Has 25 total years of coaching experience.




MARC LUBICK 


ASST. WR/GAME MANAGEMENT

12TH Year IN THE NFL

4TH Year with THE BILLS

- Entering his fourth season on the Bills coaching staff in 2019 and his 12th year in the NFL.
- As the assistant wide receivers coach with the Denver Broncos from 2015-16, Lubick coached a pair of 1,000+ yard receivers (Demaryius Thomas and Emmanuel Sanders) in both seasons and won Super Bowl 50.
- Texans wide receiver Andre Johnson earned two of his seven Pro Bowl selections working with Lubick and led the NFL with 221 catches from 2012-13.
- After playing safety at Montana State University from 1996-99, Lubick spent eight years coaching in the college ranks.
- Son of Louis Matthew "Sonny" Lubick, head coach of the Colorado State Rams from 1993-2007.



JIM SALGADO 

NICKELS

4TH Year IN THE NFL

4TH Year with THE BILLS

- Joined the Bills prior to the 2017 season as a defensive assistant. Was promoted to Nickels coach in 2020.
- Spent the previous 23 seasons as a college coach, most recently completing a seven-year stint at Princeton University with the last four as the team's defensive coordinator. At Princeton, Salgado coached 11 All-Ivy League defensive backs and 24 All-Ivy League defensive players en route to winning a pair of Ivy League championships.
- Salgado spent the 2005-08 seasons as Syracuse's defensive backs coach. The 2006 team ranked in the top 25 nationally in turnover margin (ninth, 0.92), interceptions (15th, 17) and turnovers gained (22nd, 28).
- Played cornerback at Hofstra from 1990-93 and helped the Pride advance to the 1990 NCAA Division III Semifinals.



COACHES



KELLY SKIPPER 

RUNNING BACKS

14TH Year IN THE NFL

4TH Year with THE BILLS

- Skipper is in his third stint as an NFL running backs coach after getting hired by the Bills ahead of the 2017 season.
- As the Jaguars running backs coach from 2015-16, Skipper tutored 2015 second-round draft pick T.J. Yeldon, who led AFC rookies with 740 rushing yards.
- Skipper served as running backs coach for the Raiders for six seasons after two years as tight ends coach.
- In 2010, Skipper oversaw a running game that ranked second (155.9 yards per game) in the NFL and established a franchise record by averaging 4.9 yards per attempt.
- Skipper played running back at Fresno State and finished his career with 2,237 rushing yards and 28 touchdowns.




MATTHEW SMILEY 


ASST. SPECIAL TEAMS

8TH Year IN THE NFL

4TH Year with THE BILLS

- Smiley enters his eighth NFL season and fourth in Buffalo after being hired as the assistant special teams coach in the 2017 offseason.
- Coaching with the Jaguars from 2013-16, Smiley assisted a Jaguars special teams unit that finished the 2016 season tied for seventh in kick returns (23.8 avg. yards), and tenth in net punt yards (46.6 avg.).
- Spent eight seasons coaching college football, including four as a special teams coordinator, two as a defensive coordinator and one as an offensive coordinator.
- Graduated from Illinois in 2001, where he was a walk-on on the football team.



SHEA TIERNEY 

ASST. QB'S

6TH Year IN THE NFL

3RD Year with THE BILLS

- Promoted to assistant quarterbacks coach prior to the 2020 season, after spending the prior two seasons as an offensive assistant.
- Joined the Bills in 2018 after spending the previous two seasons as an offensive analyst for the University of Alabama.
- Worked under Bills offensive coordinator Brian Daboll while helping Alabama win a National Championship in 2017.
- Spent 2013-15 as a football analyst/coaching intern with the Philadelphia Eagles.
- Spent two seasons with the North Carolina State Wolfpack as an offensive graduate assistant from 2011-12.



COACHES



ERIC WASHINGTON 

DEFENSIVE LINE

13TH Year IN THE NFL

1ST Year with THE BILLS

- Joined the Bills in 2020 as the defensive line coach.
- Prior to joining the Bills, spent the 2011-19 seasons with the Panthers. She served as the defensive coordinator for Carolina from 2018-19 and defensive line coach from 2011-17.
- Under Washington's leadership in 2019, the Panthers defense ranked second in sacks (53) and fifth in QBH (108) in the NFL.
- Spent the 2008-2010 seasons with the Bears in a defensive assistant position and defensive line coach.
- Worked as the defensive line coach for Northwestern (2004-07), Ohio (2001-03) and a graduate assistant for Texas A&M (1997).



RYAN WENDELL 

ASST. O-LINE

2ND Year IN THE NFL

2ND Year with THE BILLS

- Entering his second season on the Bills coaching staff in 2020 as the assistant offensive line coach after spending his first year coaching in the NFL as a coaching assistant.
- Prior to joining the Bills staff, Wendell played in the NFL as a center for 8 seasons.
- He anchored the Patriots offensive line for the majority of his career, spending 7 seasons for the team. During his tenure, the team won a Super Bowl (2014) and two conference championships (2011, 2014).



MATT WORSWICK 

ASSISTANT TO HC

5TH Year IN THE NFL

4TH Year with THE BILLS

- Worswick is in his fourth season as the Assistant to the Head Coach for the Bills after starting his NFL career with the Carolina Panthers.
- Worswick has assisted Head Coach Sean McDermott in the management of the coaching staff and assisted both the defense and special teams units.
- Was the football operations assistant for Carolina during the 2016 season helping to coordinate all aspects of the coaching and personnel needs.
- Worked as an intern during the 2014 and 2015 season for the Panthers in the equipment and football operations departments.



PLAYER PERSONNEL



JOE SCHOEN 

ASSISTANT GM

20TH Year IN THE NFL

4TH Year with THE BILLS

- Joined the Bills in 2017 and had been in the Miami Dolphins front office for the better part of the last decade, serving the last three as the Dolphins Director of Player Personnel.
- Spent the 2013 season as the Dolphins assistant director of college scouting after serving the first five years with Miami as one of the team's national scouts.
- Additionally led Miami's preparation, assessment and acquisition of potential professional and collegiate free agents. He spearheaded NFL draft preparations including evaluation and draft board construction while also serving as a key liaison between the coaching staff and personnel staff.
- Previously worked with Bills GM Brandon Beane in Carolina (2001-2007) before joining the Dolphins organization in 2008.



DAN MORGAN 

DIRECTOR OF PLAYER PERSONNEL

10TH Year IN THE NFL

3RD Year with THE BILLS

- Joined the Bills in 2018 and was most recently the Director of Pro Personnel with the Seattle Seahawks.
- Was responsible for guiding the pro and advance scouting efforts for the Seahawks.
- Spent seven seasons working in the Seattle Seahawks personnel department and was a member of the staff that won Super Bowl XLVIII.
- Was the 11th overall pick in the 2001 NFL Draft and he started in 59 games in seven seasons with the Carolina Panthers.
- He recorded a franchise record 18 tackles in Super Bowl XXXVIII and was named an All-Pro for his play in the 2004 season.



MALIK BOYD 

DIRECTOR OF PRO PERSONNEL

16TH Year IN THE NFL

4TH Year with THE BILLS

- Joined the Bills in 2017 after spending the past 12 season with the Arizona Cardinals, most recently as the Assistant Director of Pro Scouting since 2014.
- Also held the titles of Western Regional Scout (2014), Regional Scout (2008-12) and Area Scout (2005-07). Began his scouting career with the Indianapolis Colts in 2003.
- Named the NFC Scout of the Year in 2014 by the Fritz Pollard Alliance.
- Enjoyed a three-year NFL playing career following his days as a defensive back at Southern University. Boyd played for the Vikings from 1994-95, the Saints in 1996 and then had a stint with British Columbia in the CFL in 1997.
- Following his playing career, Boyd served as a defensive backs coach at his alma mater Smiley High School (Houston, TX) from 1999-01.



TERRANCE GRAY 

DIRECTOR OF COLLEGE SCOUTING

19TH Year IN THE NFL

4TH Year with THE BILLS

- Joined the Bills in 2017 after spending the last 11 seasons as a college scout with the Minnesota Vikings. He was last responsible for scouting the Southeast portion of the country.
- Worked in Player Development and Player Personnel for three years with the Kansas City Chiefs from 2003-05 before going to Minnesota. He served as the club's area scout of National Football Scouting (NFS) during the 2005 season and in preparation for the 2006 Draft. Prior to moving into scouting, Gray was the Chiefs Player Development Coordinator and worked in player personnel from June 2003 to June 2005.
- Was an intern in the NFL league office in 2002 and 2003 focusing on the NFL's Continuing Education program.



BUFFALO BILLS STAFF

EXECUTIVE

Terry Pegula Owner/CEO
 Kim Pegula Owner/President
 Brandon Beane General Manager
 Gregg Brandon EVP & General Counsel

FRONT OFFICE

Jim Overdorf Sr. VP of Football Administration
 Jason Sinnarajah Sr. VP of Business Administration
 Derek Boyko VP of Communications
 Chris Colleary VP of Ticket Sales & Service
 Dan Evans VP of Information Technology
 Gretchen Geitter VP of Community Relations
 Shaena Kershner VP of Marketing
 Andy Major VP Operations & Guest Experience
 Jeff Matthews VP Media & Content
 Scott Berchtold Special Assistant
 Toni Addeo Executive Assistant (President)

COACHES

Sean McDermott Head Coach
 Leslie Frazier Defensive Coordinator/ Assistant HC
 Brian Daboll Offensive Coordinator
 Heath Farwell Special Teams Coordinator
 Bob Babich Linebackers
 Bobby Babich Safeties
 Rob Boras Tight Ends
 John Butler Defensive Backs
 Jacques Cesaire Assistant Defensive Line
 Ken Dorsey Quarterbacks
 John Egorugwu Def. Quality Control/Assistant LBs
 Chad Hall Wide Receivers
 Terry Heffernan Assistant Offensive Line
 Bobby Johnson Offensive Line
 Marc Lubick Assistant WRs/ Game Management
 Jim Salgado Nickel Coach
 Kelly Skipper Running Backs
 Matthew Smiley Assistant Special Teams
 Shea Tierney Assistant Quarterbacks
 Eric Washington Defensive Line
 Ryan Wendell Assistant Offensive Line
 Matt Worswick Assistant to the Head Coach

STRENGTH & CONDITIONING

Eric Ciano Head Strength and Conditioning
 Christine Dziedzic Team Dietitian
 Will Greenberg Assistant Strength and Conditioning
 Hal Luther Assistant Strength and Conditioning
 Jason Oszvart Strength and Conditioning Assistant

PLAYER PERSONNEL

Joe Schoen Assistant General Manager
 Malik Boyd Director of Pro Personnel
 Terrance Gray Director of College Scouting

Dan Morgan Director of Player Personnel
 Lake Dawson Assistant Director of College Scouting
 Brian Fisher Midwest Area Scout
 Brian Gaine Senior Personnel Advisor
 Pete Harris Northeast Area Scout
 Dennis Hickey Sr. National Scout
 A.J. Highsmith Area Scout
 Keith Jennings BLESTO Scout
 Doug Majeski West Area Scout
 Chris Marrow Pro Scout
 Asil Mulbah Pro Scout
 Tyler Pratt Personnel Coordinator
 Curtis Rukavina Pro Scout
 Mike Szabo Area Scout
 RJ Webb Scouting Assistant

PLAYER ENGAGEMENT & ALUMNI

Marlon Kerner Director of Player Engagement & Alumni
 Jeremy Kelley Alumni Manager
 Len Vanden Bos Team Chaplain
 Laura Young Coordinator of Player Services

FOOTBALL ADMINISTRATION

Luis Güilamo Director of Analytics & Application Development
 Dennis Lock Director of Football Research and Strategy
 Kevin Meganck Director of Football Administration
 Brendan Rowe Director of Football Operations
 Raymond Alonzo Developer
 Jason Barbarino Coordinator of Football Administration/Operations
 Shuler Cotton Data Analyst
 Gail Zielinski Administrative Assistant
 Warren Zorilla Sr. Developer

ATHLETIC TRAINERS

Nate Breske Head Athletic Trainer
 Chris Fischetti Head of Rehabilitation & Head Injury Management Services
 Denny Kellington Assistant Athletic Trainer
 Joe Micca Physical Therapist
 Tabani Richards Assistant Athletic Trainer

EQUIPMENT

Jeffrey Mazurek Director of Equipment Operations
 Spencer Haws Asst. Director of Equipment Operations
 Kori Reblin Equipment Assistant
 Austin Skobel Equipment Assistant

VIDEO

Jeff Mueller Video Director
 Wesley Burnard Assistant Video Director
 John Sniegowski Video Coordinator



BUFFALO BILLS STAFF

BUSINESS OPERATIONS

Barb EvansDirector of Human Resources
Kathryn D'AngeloAssistant General Counsel
Celinda Santiago Mathews Administrative Assistant
Michelle Schrum..... Human Resources Generalist

COMMUNICATIONS

Kevin Kearns Director of Communications
Chris Fanelli Manager of Communications
Nicole Hendricks..... Coordinator of Communications
Qadeer Morgan Communications Coordinator

COMMUNITY RELATIONS

Michelle Roberts..... Executive Director,
Buffalo Bills Foundation
Preston Teague.... Sr. Director of Community Relations &
Youth Football
Meghan Hess..... Manager of Community Relations
Britani Johnson Community Relations Coordinator
Ryan Moore Community Relations Youth Programs
Coordinator
Andrea Turton..... Administrative Assistant

FINANCE

Josh DziurlikowskiControllor
Sondra Bridge Sr. Payroll Manager
Kris Gregory..... Sr. Accounting Manager
Michelle Greis.....Accounts Payable Manager
Melissa Kulczyk Payroll Coordinator
Travis Scott Sr.....Accountant

INFORMATION TECHNOLOGY

Justin Frentzel Support Specialist
Mathiew Harris Information Security Manager
Crystal Jowdy Manager of Technology Services
Cory Kostrzycki..... Support Specialist
Bob SchumacherNetwork Engineer
Jim Zilliox IT Project Manager

MARKETING

Kelly Baker Marketing Manager

MEDIA & CONTENT

Mike Adamek Sr. Director of Media and Content
Chris JenkinsSr. Director of Content
James Acton Associate Producer
Chris Brown.....Bills Insider
Corrina Dolan..... Associate Producer
Jonathan Harkey Associate Producer
Andrew Meyer..... Associate Producer
Steve Tasker Co-host of One Bills Live

MEDICAL STAFF

Dr. Leslie Bisson.....Medical Director
Dr. Andrew Cappuccino Team Orthopedist - Spine
Dr. Marc Fineberg Team Orthopedist
Dr. Mark Kim Team Internist
Zack Musial.....Team Chiropractor
Dr. Tom White..... Team Internist

PERFORMANCE SCIENCE

Joe Collins Director of Performance Science
Jo Clubb..... Applied Sports Scientist
Desaree Festa Peak Performance Specialist

SECURITY

Chris Clark Sr. Director of Security
Paul Sortisio..... Director of Security
Lisa Cudihy..... Security Guard
Marty McLaughlin Security Manager
Steve Zak Security Guard

STADIUM OPERATIONS

John PolkaExecutive Director of Stadium Operations
Matt Hunter Sr. Director of Stadium Operations
Brian BurdDirector of Training Center Operations
Joe Frandina..... Director of Construction Management
Aaron Ramella.....Head Groundskeeper/
Director of Grounds
Dave Boehm Construction Manager
Alex AbramoOperations Associate
Jonathan Barone..... General Maintenance
Sally Cataldo Stadium Operations Coordinator
Bill ConnellOperations Associate
Steven Cutlip..... Housekeeping/Maintenance
Debbie Haley..... Operations Associate
Chad Laurie.....Operations Associate
Cody Littere General Maintenance
Rick MorrowMailroom
Steve Mount.....Operations Associate
Erick Pierce..... Shipping and Receiving Coordinator
Greg Przywara Operations Associate
Joseph Selapack Operations Associate
Nick Shuskie..... General Maintenance
Andrew Wagner General Maintenance
Kara Watson Operations Associate
Jim Willibey..... Operations Associate
Vince Zappio Operations Associate
Russ Zink Operations Associate



BUFFALO BILLS / PEGULA SPORTS & ENTERTAINMENT STAFF

STADIUM OPERATIONS

Katie Jordan Director of Event Services
Zach Rutkowski Director of Guest Services
Emily Kearns Manager of Event Services
Caitlin Brigham Coordinator of Guest Services
Erika Siegel Coordinator of Guest Services
Chris Urbanski Events Coordinator

TICKET SALES & SERVICE

Debbi Cummins Ticket System Director
Sean O'Brien Director of Premium Sales and Service
Matt Patrone Director of Ticket Sales & Service
Melissa Palgutt Assistant Director of Premium Service
Chris Holland Sr. Ticket Sales Manager
Ricky Ferrell Manager of Premium Service
Jessica Laudico Manager of Premium Service
Chris Roberts Box Office Manager
Sara Beth Fisher Assistant Ticket Sales Manager
Mike Carroll Sr. Ticket Sales Account Executive
Greg Wright Sr. Premium Account Executive
Shiloh Allan Premium Account Executive
Kevin Bailey Account Service Coordinator
Nathan Coble Ticket Sales Account Executive
Michael Falitico Ticket Sales Account Executive
Nicholas Forcucci Ticket Sales Account Executive
Danielle Gaddis Account Service Coordinator
Jordan Moore Account Service Coordinator
Zach Richards Account Service Coordinator
Briana Ridge Ticket Office Coordinator
Saliah Serrette Customer Service Coordinator
Chris Smith Customer Service Representative
Nadia Warren Account Service Coordinator
Alexis Wilensky Customer Service Representative

PEGULA SPORTS AND ENTERTAINMENT

EXECUTIVES/LEADERSHIP TEAM

Kim Pegula CEO/ President of Pegula
Sports and Entertainment (PSE)
Frank Cravotta EVP Creative Services, PSE
Mark Preisler EVP Media & Content, PSE
Ron Raccuia EVP, PSE

VICE PRESIDENTS

Drew Boeing VP of Content Production
John Durbin .. Sr. VP of Marketing and Business Strategy
Christie Joseph Sr. VP of Human Resources
Mike McFarlane ... Sr. VP of Finance and Administration
Daniel Misko Sr. VP of Business Development
Christopher Schoepflin VP External Affairs &
Strategic Development

HUMAN RESOURCES

Erin Fierle Sr. Human Resources Manager
Amanda Czajka Human Resources Generalist
Marisol Rosario Human Resources Coordinator

BUSINESS DEVELOPMENT

Charlie Cannan Director of Events
Rachel Cappellino Director of Partnership Solutions
Rob Crean Director of Live Events
Joe Foy Director of Corporate Sales
Taylor Gahagen Director of Corporate Development
Neal McMullen Director of Corporate Sales
Ashley Meganck Director of Corporate Sales
Kelley Van Ness Director of Corporate Partnerships
Elizabeth Daley Office Efficiency &
Engagement Coordinator
Kyle Georger Manager of Corporate Sales
Mark Glieco Coordinator of Corporate Partnerships
Kristine Hotchkiss Sr. Designer
Ryan Hulub Associate Manager of
Business Development
Joseph Johnson Corporate Sales Coordinator
Jonathan Latke Manager of Corporate Sales
Emily Magavern Associate Manager of
Business Development
Michelle Mitchell Coordinator of Suite Services
Allison Pawarski Manager of Corporate Partnerships
& Special Projects
Dan Peters Traffic Coordinator
John Ricotta Associate Manager of
Business Development
Joe Schillace Associate Manager of
Business Development
Candace Sena Coordinator of Premium Seating
Matt Smaczniak Coordinator of
Corporate Partnerships
Kristy Wilensky Manager of Corporate Partnerships
& Special Projects
Lauren Yurko Admin. Asst. of Business Development



PEGULA SPORTS & ENTERTAINMENT STAFF

COMMUNICATIONS

Don Heins Director of Communications

CREATIVE

Aaron La Porta Creative Director
Vicki Sitek Creative Director
Kimberly Vara Operations Director
Bill Wippert Chief Photographer
Mike Bahrenburg Editor
Scott Balzer Editor
Travis Carlson Cinematographer
Marc Davies Cinematographer
Joseph DeBenedictis Sr. Producer & Editor
Melissa Gebhardt Sr. Graphic Designer
Eric Heine Motion Designer
Colleen Holmes Traffic Coordinator
David Jackson Sr. Motion Designer
Chelsea Kowalik Graphic Designer
Justin Lowe Graphic Designer
Sean Pantling Graphic Designer
Andy Quinn Editor
Aaron Rizzo Cinematographer
Sara Schmidle Photographer/Editor
Sarah Schuller Account Manager
Maggie Zuffranieri Traffic Coordinator

FINANCE & BUSINESS OPS

Kyle Allen Director of Financial Planning & Analysis
Amanda Schwartz Manager of Purchasing & A/R
Ben White Assistant General Counsel

INFORMATION TECHNOLOGY

Shaun Handley Director of Information Technology
Nick Horvath IT Support Specialist

INFORMATION TECHNOLOGY

Gregg Pastore Sr. Director of Digital Media & Strategy
Scott Miner Director of Business Solutions
Craig Kanalley Digital Insights Manager
Chris O'Connell Manager of Data Strategy
Olivia Merrill Digital Marketing Manager
Nico Ruggiero Digital Marketing Manager
Evan Barrick Manager of Reporting Strategy
Connor Kukla Data Scientist
John Landi CRM Architect
Michael Whitney Copywriter

MEDIA & CONTENT

Steve Asposto Sr. Director of Broadcast Operations
Michelle Girardi Zumwalt Supervising Producer
Dean Angle Library Manager
Jeff Coltoniak Producer-Technical Director
Anna Stolzenburg Director of Social Media Strategy & Content
Jami Cohen Media & Content Coordinator
Angela Filipski Media & Content Executive Assistant
Maddy Glab Multimedia Journalist
Jay Harris Sr. Producer
Thomas Hollander Graphics Producer
Alexandra Napoli Social Media Editor
Andrew Peters Talent
David Rich Assistant AV Engineer
Craig Rivet Talent
Kelly Rood Studio Production Assistant
Zachary Specht Social Media Manager
Alexi Spector Sr. Social Media Editor
Kelsey Sweet Sr. Social Media Editor
Jordan Territo Producer



PLAYERS

BILLS FOOTBALL



ALPHABETICAL ROSTER

NO.	NAME	POS	HT	WT	DOB	EXP	COLLEGE	HOMETOWN	HOW ACQ.
72	Adams, Trey	OT	6-8	311	3/4/1997	R	Washington	Wenatchee, WA	UDFA-20
97	Addison, Mario	DE	6-3	260	9/6/1987	10	Troy	Tarrant City, AL	FA-20
17	Allen, Josh	QB	6-5	237	5/21/1996	3	Wyoming	Firebaugh, CA	D1a-18
5	Barkley, Matt	QB	6-2	234	9/8/1990	8	Southern California	Santa Anna, CA	FA-18
2	Bass, Tyler	K	5-10	183	2/14/1997	R	Georgia Southern	Columbia, SC	D6-20
71	Bates, Ryan	OL	6-4	302	2/14/1997	2	Penn State	Warrington, PA	TR-19 (PHI)
84	Becker, Nate	TE	6-5	264	3/24/1996	1	Miami (OH)	Carmel, IN	UDFA-19
64	Boehm, Evan	OL	6-3	321	8/19/1993	3	Missouri	Lee's Summit, MO	FA-20
65	Boettger, Ike	P	6-6	313	10/5/1994	5	Iowa	Cedar Falls, IA	W-18 (KC)
9	Bojorquez, Corey	P	6-0	208	9/13/1996	3	New Mexico	Bellflower, CA	W-18 (NE)
38	Brown, Ike	CB	6-0	185	4/25/1998	R	Florida International	Tampa, FL	UDFA-20
15	Brown, John	WR	5-11	178	4/3/1990	7	Pittsburg State	Homestead, FL	FA-19
94	Butler, Vernon	DT	6-4	330	6/14/1994	5	Louisiana Tech	Summit, MS	FA-20
51	Cox Jr., Bryan	DE	6-3	270	6/25/1994	4	Florida	Fort Lauderdale, FL	FA-20
80	Croom, Jason	TE	6-5	246	2/28/1994	3	Tennessee	Norcross, GA	UDFA-17
13	Davis, Gabriel	WR	6-2	210	3/1/1999	R	Central Florida	Sanford, FL	D4-20
73	Dawkins, Dion	T	6-5	320	4/26/1994	4	Temple	Rahway, NJ	D2b-17
14	Diggs, Stefan	WR	6-0	191	11/29/1993	6	Maryland	Gaithersburg, MD	TR-20 (MIN)
42	DiMarco, Patrick	FB	6-1	234	4/30/1989	10	South Carolina	Altamonte Springs, FL	FA-17
83	Dodson, Tyrel	LB	6-0	237	6/25/1998	1	Texas A&M	Franklin, TN	UDFA-19
56	Easley, Nick	WR	5-11	203	1/14/1997	1	Iowa	Newton, IA	FA-19
49	Edmunds, Tremaine	LB	6-5	250	5/2/1998	3	Virginia Tech	Ringgold, VA	D1b-18
57	Epenesa, A.J.	DE	6-6	280	9/15/1998	R	Iowa	Edwardsville, IL	D2-20
76	Feliciano, Jon	G	6-4	325	2/10/1992	6	Miami	Davie, FL	FA-19
69	Ferguson, Reid	LS	6-2	235	3/24/1994	4	LSU	Buford, GA	FA-16
70	Ford, Cody	T	6-3	329	12/28/1996	2	Oklahoma	Pineville, LA	D2-19
16	Foster, Robert	WR	6-2	196	5/7/1994	3	Alabama	Norcross, GA	UDFA-18
10	Fromm, Jake	QB	6-2	215	7/30/1998	R	Georgia	Warner Robins, GA	D5-20
41	Gilliam, Reggie	FB	6-0	244	8/20/1997	R	Toledo	Columbus, OH	UDFA-20
68	Harrell, Marquel	G	6-3	307	7/18/1997	R	Auburn	Fairburn, GA	UDFA-20
4	Hauschka, Stephen	K	6-4	210	6/29/1985	13	Middlebury	Needham, MA	FA-17
87	Hodgins, Isaiiah	WR	6-3	201	10/21/1998	R	Oregon State	Walnut Creek, CA	D6-20
55	Hughes, Jerry	DE	6-2	254	8/13/1988	11	Texas Christian	Sugar Land, TX	TR-13 (IND)
23	Hyde, Micah	S	6-0	197	12/31/1990	8	Iowa	Fostoria, OH	FA-17
30	Jackson, Dane	CB	5-11	180	11/29/1996	R	Pittsburgh	Coraopolis, PA	D7-20
90	Jefferson, Quinton	DL	6-4	291	3/31/1993	5	Maryland	Pittsburgh, PA	FA-20
92	Johnson, Darryl	DE	6-6	253	4/4/1997	2	North Carolina A&T	Kingsland, GA	D7a-19
46	Johnson, Jaquan	S	5-10	191	11/6/1995	2	Miami	Miami, FL	D6-19
24	Johnson, Taron	CB	5-11	192	7/27/1996	3	Weber State	Sacramento, CA	D4-18
25	Jones, Taiwan	RB	6-0	195	7/26/1988	10	Eastern Washington	Antioch, CA	FA-20
50	Joseph, Vosean	LB	6-1	230	12/15/1997	1	Florida	Miami, FL	D5-19
40	King, Akeem	CB	6-1	215	8/29/1992	5	San Jose State	Nipomo, CA	FA-20
54	Klein, AJ	LB	6-1	240	7/30/1991	8	Iowa State	Appleton, WI	FA-20
88	Knox, Dawson	TE	6-4	254	11/14/1996	2	Mississippi	Brentwood, TN	D3b-19
81	Kroft, Tyler	TE	6-6	252	10/15/1992	6	Rutgers	Downingtown, PA	FA-19
47	Lewis, Cam	CB	5-9	183	4/13/1997	1	Buffalo	Buffalo, MI	UDFA-19
56	Love, Mike	DE	6-3	255	01/22/1994	2	South Florida	Clearwater, FL	UDFA-18
31	Marlowe, Dean	S	6-1	208	7/25/1992	4	James Madison	Queens, NY	FA-17
44	Matakevich, Tyler	LB	6-1	235	12/22/1992	5	Temple	East Haven, CT	FA-20
19	McKenzie, Isaiiah	WR	5-8	173	4/9/1995	4	Georgia	Miami, FL	W-18 (DEN)
58	Milano, Matt	LB	6-0	223	7/28/1994	4	Boston College	Orlando, FL	D5a-17
60	Morse, Mitch	C	6-6	305	4/21/1992	6	Missouri	Austin, TX	FA-19
20	Moss, Zack	RB	5-9	205	12/15/1997	7	Utah	Hallandale, FL	D3-20
93	Murphy, Trent	DE	6-6	260	12/22/1990	R	Stanford	Phoenix, AZ	FA-18
33	Neal, Siran	S	6-0	206	8/4/1994	3	Jacksonville State	Eufaula, AL	D5a-18
29	Norman, Josh	CB	6-0	200	12/15/1987	9	Coastal Carolina	Greenwood, SC	FA-20
77	Nsekhe, Ty	T	6-8	330	10/27/1985	6	Texas State	Austin, TX	FA-19
91	Oliver, Ed	DT	6-1	287	12/12/1997	2	Houston	Houston, TX	D1-19
43	Phillips, Del'Shawn	LB	6-2	230	10/9/1996	3	Illinois	Detroit, MI	FA-19
99	Phillips, Harrison	DT	6-3	307	1/25/1996	1	Stanford	Omaha, NE	D3-18
21	Poyer, Jordan	S	6-0	191	4/25/1991	8	Oregon State	The Dalles, OR	FA-17
18	Roberts, Andre	WR	5-11	195	1/9/1988	11	The Citadel	Columbia, SC	FA-19
62	Salako, Victor	T	6-6	322	11/4/1993	1	Oklahoma State	Huntsville, AL	FA-19
66	Scott, Niles	DT	6-3	320	9/30/1995	3	Frostburg State	Elkton, MD	FA-20
26	Singletary, Devin	RB	5-7	203	9/3/1997	2	Florida Atlantic	Deerfield Beach, FL	D3a-19
85	Smith, Lee	TE	6-6	265	11/21/1987	10	Marshall	Powell, TN	FA-19
67	Spain, Quinton	G	6-4	330	8/7/1991	6	West Virginia	Petersburg, VA	FA-19
96	Taylor, Vincent	DT	6-3	311	1/5/1994	4	Oklahoma State	New Orleans, LA	FA-19
36	Thomas, Josh	S	6-0	205	11/19/1996	R	Appalachian State	Montgomery, AL	UDFA-20
52	Thompson, Corey	LB	6-1	222	12/23/1993	3	LSU	Missouri City, TX	UDFA-18
6	Vedvik, Kaare	K/P	6-3	210	3/16/1994	1	Marshall	Stavanger, Norway	FA-20
45	Wade, Christian	RB	5-7	185	5/15/1991	1	St. Mary's (UK)	Wolver, England	IPP-19
39	Wallace, Levi	CB	6-0	179	6/12/1995	3	Alabama	Tucson, AZ	UDFA-18
79	Walton, Brandon	T	6-4	311	3/18/1998	R	Florida Atlantic	Largo, FL	UDFA-20
7	Webb, Davis	QB	6-5	225	1/22/1995	3	California	Prosper, TX	FA-19
27	White, Tre'Davious	CB	5-11	192	1/16/1995	4	LSU	Shreveport, LA	D1-17
35	Williams, Antonio	OL	5-11	215	35725	R	North Carolina	New London, NC	UDFA-20
75	Williams, Daryl	OL	6-6	330	8/31/1992	6	Oklahoma	Corinth, TX	FA-20
82	Williams, Duke	WR	6-3	225	5/13/1993	2	Auburn	Reserve, LA	FA-19
63	Winters, Brian	G	6-4	320	7/10/1991	8	Kent State	Hudson, OH	FA-20
59	Woodard, Jonathan	DE	6-5	271	9/19/1993	3	Central Arkansas	Bakersfield, CA	FA-19
22	Yeldon, T.J.	RB	6-1	223	10/2/1993	6	Alabama	Daphne, AL	FA-19
ACTIVE/NON-FOOTBALL INJURY									
11	Beasley, Cole	WR	5-8	174	4/26/1989	9	Southern Methodist	Houston, TX	FA-19
ACTIVE/PUP									
89	Sweeney, Tommy	TE	6-5	251	7/1/1995	2	Boston College	Ramsey, NJ	D7b-19



NUMERICAL ROSTER

NO.	NAME	POS	HT	WT	AGE	EXP	COLLEGE	HOMETOWN	HOW ACQ.
2	Tyler Bass	K	5-10	183	23	R	Georgia Southern	Columbia, SC	D6-20
4	Stephen Hauschka	K	6-4	210	35	13	Middlebury	Needham, MA	FA-17
5	Matt Barkley	QB	6-2	234	29	8	Southern California	Santa Anna, CA	FA-18
6	Kaare Vedvik	K/P	6-3	210	26	1	Marshall	Stavanger, Norway	FA-20
7	Davis Webb	QB	6-5	225	25	3	California	Prosper, TX	FA-19
9	Corey Bojorquez	P	6-0	208	23	3	New Mexico	Bellflower, CA	W-18 (NE)
10	Jake Fromm	QB	6-2	215	22	R	Georgia	Warner Robins, GA	D5-20
13	Gabriel Davis	WR	6-2	210	21	R	Central Florida	Sanford, FL	D4-20
14	Stefon Diggs	WR	6-0	191	26	6	Maryland	Gaithersburg, MD	TR-20 (MIN)
15	John Brown	WR	5-11	178	30	7	Pittsburg State	Homestead, FL	FA-19
16	Robert Foster	WR	6-2	196	26	3	Alabama	Monaca, PA	UDFA-18
17	Josh Allen	QB	6-5	237	24	3	Wyoming	Firebaugh, CA	D1a-18
18	Andre Roberts	WR	5-11	195	32	11	The Citadel	Columbia, SC	FA-19
19	Isaiah McKenzie	WR	5-8	173	25	4	Georgia	Miami, FL	W-18 (DEN)
20	Zack Moss	RB	5-9	205	22	R	Utah	Hallandale, FL	D3-20
21	Jordan Poyer	S	6-0	191	29	8	Oregon State	The Dalles, OR	FA-17
22	T.J. Yeldon	RB	6-1	223	26	6	Alabama	Daphne, AL	FA-19
23	Micah Hyde	S	6-0	197	29	8	Iowa	Fostoria, OH	FA-17
24	Taron Johnson	CB	5-11	192	24	3	Weber State	Sacramento, CA	D4-18
25	Taiwan Jones	RB	6-0	195	32	10	Eastern Washington	Antioch, CA	FA-20
26	Devin Singletary	RB	5-7	203	22	2	Florida Atlantic	Deerfield Beach, FL	D3a-19
27	Tre'Davious White	CB	5-11	192	25	4	LSU	Shreveport, LA	D1-17
29	Josh Norman	CB	6-0	200	32	9	Coastal Carolina	Greenwood, SC	FA-20
30	Dane Jackson	CB	5-11	180	23	R	Pittsburgh	Coraopolis, PA	D7-20
31	Dean Marlowe	S	6-1	208	28	4	James Madison	Queens, NY	FA-17
33	Siran Neal	S	6-0	206	26	3	Jacksonville State	Eufaula, AL	D5a-18
35	Antonio Williams	RB	5-11	215	22	R	North Carolina	New London, NC	UDFA-20
36	Josh Thomas	S	6-0	205	23	R	Appalachian State	Montgomery, AL	UDFA-20
38	Ike Brown	T	6-0	185	22	R	Florida International	Campa, FL	UDFA-20
39	Levi Wallace	CB	6-0	179	25	3	Alabama	Tucson, AZ	UDFA-18
40	Akeem King	CB	6-1	215	27	5	San Jose State	Nipomo, CA	FA-20
41	Reggie Gilliam	FB	6-0	244	22	R	Toledo	Columbus, OH	UDFA-20
42	Patrick DiMarco	FB	6-1	234	31	10	South Carolina	Altamonte Springs, FL	FA-17
43	Del'Shawn Phillips	LB	6-2	230	23	1	Illinois	Detroit, MI	FA-19
44	Tyler Matakovich	LB	6-1	235	27	5	Temple	East Haven, CT	FA-20
45	Christian Wade	RB	5-7	185	29	1	St. Mary's (UK)	Slough, England	IPP-19
46	Jaquan Johnson	S	5-10	191	24	2	Miami	Miami, FL	D6-19
47	Cam Lewis	CB	5-9	183	23	1	Buffalo	Detroit, MI	UDFA-19
49	Tremaine Edmunds	LB	6-5	250	22	3	Virginia Tech	Ringgold, VA	D1b-18
50	Vosean Joseph	LB	6-1	230	22	1	Florida	Miami, FL	D5-19
51	Bryan Cox Jr.	DE	6-3	270	26	4	Florida	Fort Lauderdale, FL	FA-20
52	Corey Thompson	LB	6-1	222	26	3	LSU	Missouri City, TX	UDFA-18
53	Tyrel Dodson	LB	6-0	237	22	1	Texas A&M	Franklin, TN	UDFA-19
54	AJ Klein	LB	6-1	240	29	8	Iowa State	Appleton, WI	FA-20
55	Jerry Hughes	DE	6-2	254	31	11	Texas Christian	Sugar Land, TX	TR-13 (IND)
56	Mike Love	DE	6-3	255	26	2	South Florida	Clearwater, FL	UDFA-18
57	A.J. Epenesa	DE	6-6	280	21	R	Iowa	Edwardsville, IL	D2-20
58	Matt Milano	LB	6-0	223	26	4	Boston College	Orlando, FL	D5a-17
59	Jonathan Woodard	DE	6-5	271	26	3	Central Arkansas	Bakersfield, CA	FA-19
60	Mitch Morse	C	6-6	305	28	6	Missouri	Austin, TX	FA-19
62	Victor Salako	T	6-6	322	26	1	Oklahoma State	Huntsville, AL	FA-19
63	Brian Winters	G	6-4	320	29	8	Kent State	Hudson, OH	FA-20
64	Evan Boehm	OL	6-3	321	26	5	Missouri	Cedar's Summit, MO	FA-20
65	Ike Boettger	G	6-6	313	25	3	Iowa	Lee Falls, IA	W-18 (KC)
66	Niles Scott	DT	6-3	320	24	3	Frostburg State	Elkton, MD	FA-20
67	Quinton Spain	G	6-4	330	28	6	West Virginia	Petersburg, VA	FA-19
68	Marquel Harrell	G	6-3	307	23	R	Auburn	Fairburn, GA	UDFA-20
69	Reid Ferguson	LS	6-2	235	26	4	LSU	Buford, GA	FA-16
70	Cody Ford	T	6-3	329	23	2	Oklahoma	Pineville, LA	D2-19
71	Ryan Bates	OL	6-4	302	23	2	Penn State	Warrington, PA	TR-19 (PHI)
72	Trey Adams	OT	6-8	311	23	R	Washington	Wenatchee, WA	UDFA-20
73	Dion Dawkins	T	6-5	320	26	4	Temple	Rahway, NJ	D2b-17
75	Daryl Williams	OL	6-6	330	27	6	Oklahoma	Corinth, TX	FA-20
76	Jon Feliciano	G	6-4	325	28	6	Miami	Davie, FL	FA-19
77	Ty Nsekhe	T	6-8	330	34	6	Texas State	Austin, TX	FA-19
79	Brandon Walton	T	6-4	311	22	R	Florida Atlantic	Largo, FL	UDFA-20
80	Jason Croom	TE	6-5	246	26	3	Tennessee	Norcross, GA	UDFA-17
81	Tyler Kroft	TE	6-6	252	27	6	Rutgers	Downingtown, PA	FA-19
82	Duke Williams	WR	6-3	225	27	2	Auburn	Reserve, LA	FA-19
84	Nate Becker	TE	6-5	264	24	1	Miami (OH)	Carmel, IN	UDFA-19
85	Lee Smith	TE	6-6	265	32	10	Marshall	Powell, TN	FA-19
86	Nick Easley	WR	5-11	203	23	1	Iowa	Newton, IA	FA-19
87	Isaiah Hodgins	WR	6-3	201	21	R	Oregon State	Walnut Creek, CA	D6-20
88	Dawson Knox	TE	6-4	254	23	2	Mississippi	Brentwood, TN	D3b-19
90	Quinton Jefferson	DL	6-4	291	27	5	Maryland	Pittsburgh, PA	FA-20
91	Ed Oliver	DT	6-1	287	22	2	Houston	Houston, TX	D1-19
92	Darryl Johnson	DE	6-6	253	23	2	North Carolina A&T	Kingsland, GA	D7a-19
93	Trent Murphy	DE	6-6	260	29	7	Stanford	Phoenix, AZ	FA-18
94	Vernon Butler	DT	6-4	330	26	5	Louisiana Tech	Summit, MS	FA-20
96	Vincent Taylor	DT	6-3	311	26	4	Oklahoma State	New Orleans, LA	FA-19
97	Mario Addison	DE	6-3	260	32	10	Troy	Tarrant City, AL	FA-20
99	Harrison Phillips	DT	6-3	307	24	3	Stanford	Omaha, NE	D3-18
11	ACTIVE/NON-FOOTBALL INJURY Cole Beasley	WR	5-8	174	31	9	Southern Methodist	Houston, TX	FA-19
89	ACTIVE/PUP Tommy Sweeney	TE	6-5	251	25	2	Boston College	Ramsey, NJ	D7b-19



2020 ROSTER BREAKDOWN

HOW THEY WERE ACQUIRED

2013	Jerry Hughes	TR-IND
2016	Reid Ferguson	UDFA
2017	Micah Hyde	FA
	Jordan Poyer	FA
	Patrick DiMarco	FA
	Stephen Hauschka	FA
	Tre Davious White	D1
	Dion Dawkins	D2b
	Matthew Milano	D5a
	Jason Croom	UDFA
	Dean Marlowe	FA
2018	Trent Murphy	FA
	Josh Allen	D1a
	Tremaine Edmunds	D1b
	Harrison Phillips	D3
	Taron Johnson	D4
	Siran Neal	D5a
	Ike Boettger	UDFA
	Robert Foster	UDFA
	Mike Love	UDFA
	Corey Thompson	UDFA
	Levi Wallace	UDFA
	Corey Bojorquez	W (NE)
	Matt Barkley	FA
	Isaiah McKenzie	W (DEN)
2019	Duke Williams	FA
	Cole Beasley	FA
	John Brown	FA
	Jon Feliciano	FA
	Tyler Kroft	FA
	Mitch Morse	FA
	Ty Nsekhe	FA
	Andre Roberts	FA
	Quinton Spain	FA
	Christian Wade	IPP
	T.J. Yeldon	IPP
	Ed Oliver	D1
	Cody Ford	D2
	Devin Singletary	D3a
	Dawson Knox	D3b
	Vosean Joseph	D5
	Jaquan Johnson	D6
	Darryl Johnson	D7a
	Tommy Sweeney	D7b
	Tyrel Dodson	UDFA
	Nick Easley	UDFA
	Cam Lewis	UDFA
	Lee Smith	FA
	Nate Becker	UDFA
	Ryan Bates	TR-PHI
	Davis Webb	FA
	Vincent Taylor	FA
	Del'Shawn Phillips	FA
	Victor Salako	FA
2020	Kaare Vedvik	FA
	Josh Norman	FA
	Mario Addison	FA
	Vernon Butler	FA
	Quinton Jefferson	FA
	Taiwan Jones	FA
	AJ Klein	FA
	Tyler Matakovich	FA
	Stefon Diggs	TR-MIN
	Daryl Williams	FA
	Evan Boehm	FA
	A.J. Epenesa	D2
	Zack Moss	D3
	Gabriel Davis	D4
	Jake Fromm	D5
	Tyler Bass	D6a
	Isaiah Hodgins	D6b
	Dane Jackson	D7
	Bryan Cox Jr.	FA
	Trey Adams	UDFA
	Ike Brown	UDFA
	Reggie Gilliam	UDFA
	Marquel Harrell	UDFA
	Josh Thomas	UDFA
	Brandon Walton	UDFA
	Akeem King	FA
	Niles Scott	FA
	Brian Winters	FA

BY DRAFT ROUND

1	Jerry Hughes	IND	2010
	Vernon Butler	CAR	2016
	Tre'Davious White	BUF	2017
	Josh Allen	BUF	2018
	Tremaine Edmunds	BUF	2018
	Ed Oliver	BUF	2019
2	Trent Murphy	WAS	2014
	Mitch Morse	KC	2015
	T.J. Yeldon	JAX	2015
	Dion Dawkins	BUF	2017
	Cody Ford	BUF	2019
	A.J. Epenesa	BUF	2020
3	Andre Roberts	ARZ	2010
	Brian Winters	NYJ	2013
	Matt Barkley	PHI	2013
	John Brown	ARZ	2014
	Tyler Kroft	CIN	2015
	Davis Webb	NYG	2017
	Harrison Phillips	BUF	2018
	Dawson Knox	BUF	2019
	Devin Singletary	BUF	2019
	Zack Moss	BUF	2020
4	Taiwan Jones	OAK	2011
	Jon Feliciano	OAK	2015
	Daryl Williams	CAR	2015
	Evan Boehm	ARZ	2016
	Taron Johnson	BUF	2018
	Gabriel Davis	BUF	2020
5	Lee Smith	NE	2011
	Josh Norman	CAR	2012
	Micah Hyde	GB	2013
	Stefon Diggs	MIN	2015
	AJ Klein	CAR	2015
	Quinton Jefferson	SEA	2016
	Isaiah McKenzie	DEN	2017
	Matt Milano	BUF	2017
	Siran Neal	BUF	2018
	Vosean Joseph	BUF	2019
	Jake Fromm	BUF	2020
6	Vincent Taylor	MIA	2017
	Jaquan Johnson	BUF	2019
	Tyler Bass	BUF	2020
7	Isaiah Hodgins	BUF	2020
	Jordan Poyer	PHI	2013
	Akeem King	ATL	2015
	Tyler Matakovich	PIT	2016
	Darryl Johnson	BUF	2019
	Tommy Sweeney	BUF	2019
	Dane Jackson	BUF	2020
FA	Stephen Hauschka	MIN	2008
	Patrick DiMarco	SDC	2011
	Cody Ford	CHI	2011
	Cole Beasley	DAL	2012
	Ty Nsekhe	IND	2012
	Dean Marlowe	CAR	2015
	Quinton Spain	TEN	2015
	Reid Ferguson	BUF	2016
	Duke Williams	LAR	2016
	Bryan Cox Jr.	CAR	2017
	Jason Croom	BUF	2017
	Victor Salako	PHI	2017
	Ike Boettger	BUF	2018
	Robert Foster	BUF	2018
	Levi Wallace	BUF	2018
	Corey Thompson	BUF	2018
	Mike Love	BUF	2018
	Corey Bojorquez	NE	2018
	Kaare Vedvik	BAL	2018
	Niles Scott	SF	2018
	Tyrel Dodson	BUF	2019
	Nick Easley	BUF	2019
	Cam Lewis	BUF	2019
	Nate Becker	BUF	2019
	Ryan Bates	PHI	2019
	Del'Shawn Phillips	ATL	2019
	Trey Adams	BUF	2020
	Ike Brown	BUF	2020
	Reggie Gilliam	BUF	2020
	Marquel Harrell	BUF	2020
	Josh Thomas	BUF	2020
	Brandon Walton	BUF	2020
IPP	Christian Wade	BUF	2020

BY EXPERIENCE

PLAYER	EXP	GP	GS	w/BUF
Stephen Hauschka	13	165	0	47/0
Jerry Hughes	11	152	103	112/96
Andre Roberts	11	148	41	13/0
Mario Addison	10	127	51	
Lee Smith	10	123	71	72/39
Patrick DiMarco	10	115	52	48/19
Taiwan Jones	10	91	0	14/0
Cole Beasley	9	118	32	15/10
Josh Norman	9	111	92	
Micah Hyde	8	111	80	47/47
AJ Klein	8	103	65	
Jordan Poyer	8	95	57	47/47
Brian Winters	8	89	79	
Matt Barkley	8	14	7	3/1
John Brown	7	87	57	15/15
Trent Murphy	7	76	48	29/26
Stefon Diggs	6	70	63	
Quinton Spain	6	66	64	16/16
Ty Nsekhe	6	66	17	10/1
Mitch Morse	6	65	65	16/16
Jon Feliciano	6	64	24	16/16
Tyler Kroft	6	62	38	11/3
T.J. Yeldon	6	57	30	6/0
Daryl Williams	6	56	41	
Tyler Matakovich	5	63	1	
Evan Boehm	5	55	21	
Vernon Butler	5	52	9	
Quinton Jefferson	5	39	22	
Akeem King	5	34	4	
Reid Ferguson	4	48	0	48/0
Dion Dawkins	4	48	42	48/42
Tre'Davious White	4	47	47	47/47
Matt Milano	4	44	33	44/33
Isaiah McKenzie	4	34	9	22/9
Bryan Cox Jr.	4	25	2	
Vincent Taylor	4	24	0	3/0
Dean Marlowe	4	16	3	11/3
Siran Neal	3	31	1	31/1
Tremaine Edmunds	3	31	31	31/31
Josh Allen	3	28	27	28/27
Robert Foster	3	26	5	26/5
Corey Bojorquez	3	24	0	24/0
Taron Johnson	3	23	9	23/9
Levi Wallace	3	23	23	23/23
Harrison Phillips	3	19	0	19/0
Corey Thompson	3	18	1	18/1
Jason Croom	3	15	3	15/3
Ike Boettger	3	6	0	6/0
Niles Scott	3	6	0	
Davis Webb	3			
Cody Ford	2	16	15	16/15
Ed Oliver	2	16	7	16/7
Darryl Johnson	2	16	0	16/0
Dawson Knox	2	15	11	15/11
Jaquan Johnson	2	13	0	13/0
Devin Singletary	2	12	8	12/8
Ryan Bates	2	8	0	8/0
Tommy Sweeney	2	6	1	6/1
Duke Williams	2	4	3	4/3
Mike Love	2	3	0	3/0
Kaare Vedvik	1	1	0	
Del'Shawn Phillips	1			
Christian Wade	1			
Cam Lewis	1			
Vosean Joseph	1			
Tyrel Dodson	1			
Victor Salako	1			
Nate Becker	1			
Nick Easley	1			
Tyler Bass	1			
Gabriel Davis	R			
Jake Fromm	R			
Zack Moss	R			
Dane Jackson	R			
Josh Thomas	R			
Ike Brown	R			
Reggie Gilliam	R			
A.J. Epenesa	R			
Marquel Harrell	R			
Trey Adams	R			
Brandon Walton	R			
Isaiah Hodgins	R			



2020 PERSONNEL MOVES

- **January 6** - Signed TE Nate Becker, LB Tyrel Dodson, WR Nick Easley, CB Cam Lewis, WR Ray-Ray McCloud, LB Del' Shawn Phillips, OT Victor Salako, RB Christian Wade, QB Davis Webb and DE Jonathan Woodard to reserve/future contracts
- **January 7** - Signed K/P Kaare Vedvik to a reserve/future contract.
- **March 16** - Re-signed G Quinton Spain to a three-year contract.
- **March 18** - Signed CB Josh Norman to a one-year contract. Agreed to terms with DE Mario Addison, DT Vernon Butler, DL Quinton Jefferson, RB Taiwan Jones, LB A.J. Klein and LB Tyler Matakevich.
- **March 20** - Acquired WR Stefan Diggs and a 2020 seventh round pick from the Minnesota Vikings in exchange for a 2020 first round pick, fifth round pick, sixth round pick and a 2021 fourth round pick.
- **March 20** - Agreed to terms with S Dean Marlowe on a one-year contract.
- **March 24** - Agreed to terms with WR Isaiah McKenzie on a one-year contract.
- **March 26** - Agreed to terms with CB E.J. Gaines and OL Daryl Williams.
- **April 14** - Agreed to terms with OL Evan Boehm.
- **April 23** - Agreed to terms with OL Garrett McGhin.
- **April 24** - Selected Iowa DE A.J. Epenesa with the No. 54 overall pick and Utah RB Zack Moss with the No. 86 overall pick in the 2020 NFL Draft.
- **April 25** - Selected UCF WR Gabriel Davis with the No. 128 overall pick, Georgia QB Jake Fromm with the No. 167 overall pick, Georgia Southern K Tyler Bass with the No. 188 overall pick, Oregon State WR Isaiah Hodgins with the No. 207 overall pick and Pitt CB Dane Jackson with the No. 239 overall pick in the 2020 NFL Draft.
- **April 27** - Signed LB Mike Bell.
- **April 29** - Signed DE Bryan Cox Jr. to a one-year deal.
- **May 8** - Signed undrafted free agents OT Trey Adams, CB Ike Brown, FB Reggie Gilliam, G Marquel Harrell, S Garrett Taylor, S Josh Thomas, OT Brandon Walton and RB Antonio Williams.
- **July 27** - Released OL Garrett McGhin and WR Ray-Ray McCloud.
- **July 28** - Placed TE Tommy Sweeney on the Active/PUP list (foot) and DT Star Lotulelei opted out of the 2020 season.
- **July 29** - Placed WR Cole Beasley on Active/NFI list (upper back).
- **August 2** - Signed CB Akeem King and DT Niles Scott. CB E.J. Gaines opted out of the 2020 NFL season.
- **August 4** - Activated DT Vincent Taylor from Reserve/COVID list and released LB Mike Bell and OL Spencer Long.
- **August 5** - Activated CB Ike Brown and S Siran Neal from Reserve/COVID and released RB Antonio Williams and DE Jonathan Woodard.
- **August 6** - Signed G Brian Winters. Activated CB Dane Jackson from Reserve/COVID list and released S Garrett Taylor.



2019 SNAP COUNTS

	OFFENSE	NYJ	NYG	CIN	NE	TEN	MIA	PHI	WAS	CLE	MIA	DEN	DAL	BAL	PIT	NE	NYJ	PLAYS	PCT
QB	TOTAL PLAYS	69	76	78	83	65	56	62	62	69	72	80	67	75	65	54	64	1097	
	Josh Allen	69	76	78	59	65	56	62	62	69	72	80	67	75	65	54	7	1016	92.6%
	Matt Barkley	DNP	DNP	DNP	24	DNP	DNP	DNP	DNP	DNP	DNP	DNP	DNP	DNP	DNP	DNP	57	81	7.4%
	Devin Singletary	48	25	IA	IA	IA	22	42	41	46	53	57	52	61	46	52	IA	545	49.7%
RB/FB	Frank Gore	19	45	49	38	33	30	18	21	23	19	23	15	14	19	2	14	382	34.8%
	Patrick DiMarco	33	16	10	14	9	9	6	14	11	4	4	9	2	25	6	2	174	15.9%
	T.J. Yeldon	2	5	29	45	32	IA	IA	IA	IA	IA	IA	IA	IA	IA	IA	41	154	14.0%
	Senorise Perry	X	X	X	X	X	X	0	0	0	0	0	0	0	0	0	9	9	0.8%
WR	John Brown	59	60	70	77	53	53	57	54	64	71	74	61	73	61	52	IA	939	85.6%
	Cole Beasley	48	37	47	71	42	31	49	28	46	65	65	59	73	45	46	IA	752	68.6%
	Isaiah McKenzie	4	17	19	1	8	21	IA	42	37	56	61	30	54	30	31	49	460	41.9%
	Robert Foster	15	27	18	IA	IA	IA	8	7	16	0	10	28	19	0	8	63	219	20.0%
	Duke Williams	PS	PS	PS	PS	51	30	41	IA	IA	IA	IA	IA	IA	IA	IA	57	179	16.3%
	Zay Jones	29	45	40	62	1	X	X	X	X	X	X	X	X	X	X	X	177	16.1%
	Andre Roberts	IA	IA	2	8	12	7	5	18	13	9	4	1	0	17	13	IA	109	9.9%
TE	Dawson Knox	38	41	44	54	45	29	28	47	40	51	62	52	55	31	40	IA	657	59.9%
	Lee Smith	27	41	39	36	21	23	20	19	18	7	14	14	3	31	2	15	330	30.1%
	Tyler Kroft	IA	IA	IA	IA	IA	25	36	16	30	24	25	12	21	19	17	30	255	23.2%
	Tommy Sweeney	23	21	23	9	16	IA	IA	IA	IA	IA	IA	IA	IA	IA	IA	40	132	12.0%
OFFENSIVE LINE	Quinton Spain	69	71	78	83	65	56	62	62	69	72	80	67	75	65	54	64	1092	99.5%
	Dion Dawkins	69	76	78	81	65	56	62	62	69	72	80	67	75	65	54	14	1045	95.3%
	Jon Feliciano	69	76	21	83	65	56	62	62	69	72	80	67	75	58	54	7	976	89.0%
	Mitch Morse	69	76	78	83	24	56	62	62	69	72	16	67	75	65	48	10	932	85.0%
	Cody Ford	37	36	70	48	45	37	26	0	28	52	80	67	75	65	54	41	761	69.4%
	Ty Nsekhe	32	40	64	37	IA	19	36	62	42	20	IA	IA	IA	IA	IA	16	368	33.5%
	Spencer Long	0	5	1	IA	41	0	0	IA	0	0	64	0	0	7	6	57	181	16.5%
	Ryan Bates	IA	IA	IA	DNP	20	IA	IA	0	IA	IA	0	0	0	0	1	57	78	7.1%
	Ike Boettger	IA	IA	IA	0	IA	IA	IA	IA	IA	IA	IA	IA	IA	IA	IA	54	54	4.9%
	Conor McDermott	IA	IA	IA	IA	X	X	X	X	X	X	X	X	X	X	X	X	0	0.0%

Playoffs
 at Houston (85)
 Dawkins, Spain, Feliciano, Morse, Allen (85), Brown (84), Singletary (65), Knox (59), Williams (56), Beasley (54), Ford (43), Nsekhe (42), McKenzie (27), Smith (25), Kroft (20), Gore (19), DiMarco (16)



2019 SNAP COUNTS

DEFENSE	NYJ	NYG	CIN	NE	TEN	MIA	PHI	WAS	CLE	MIA	DEN	DAL	BAL	PIT	NE	NYJ	PLAYS	PCT
TOTAL PLAYS	72	70	61	65	62	73	73	51	70	69	50	78	60	59	73	67	1053	
Trent Murphy	57	44	36	40	36	50	43	35	54	34	32	49	38	38	52	48	686	65.1%
Jerry Hughes	50	41	37	47	41	44	43	39	51	53	37	61	38	44	44	7	677	64.3%
Ed Oliver	47	42	36	42	41	35	37	18	23	35	22	40	30	35	39	46	568	53.9%
Jordan Phillips	25	23	22	30	26	40	35	33	50	42	30	42	33	34	45	38	548	52.0%
Star Lotulelei	30	29	21	27	30	29	41	29	49	29	28	35	39	30	39	4	489	46.4%
Shaq Lawson	22	29	24	19	31	35	32	28	32	43	27	42	41	33	48	IA	486	46.2%
Darryl Johnson	13	26	18	21	16	21	25	0	3	4	3	5	4	2	2	62	225	21.4%
Corey Liuget	X	X	X	X	X	X	X	X	17	19	14	12	17	IA	21	34	134	12.7%
Kyle Peko	PS	PS	PS	18	15	21	25	X	X	X	X	X	X	X	X	X	79	7.5%
Harrison Phillips	24	28	26	IR	IR	IR	IR	IR	IR	IR	IR	IR	IR	IR	IR	IR	78	7.4%
Vincent Taylor	PS	PS	PS	PS	PS	PS	PS	9	IA	IA	IA	IA	IA	11	IA	28	48	4.6%
Tremaine Edmunds	72	70	61	65	62	73	73	51	70	69	50	78	60	59	73	10	996	94.6%
Matt Milano	72	70	61	65	45	IA	73	51	70	69	50	78	60	59	73	10	906	86.0%
Lorenzo Alexander	26	25	24	38	43	70	31	27	33	24	25	38	41	20	36	1	502	47.7%
Julian Stanford	0	0	0	0	0	0	0	0	0	0	0	0	0	0	0	57	57	5.4%
Corey Thompson	0	0	0	IA	IA	IA	IA	0	0	0	0	0	0	0	0	57	57	5.4%
Maurice Alexander	0	0	0	0	7	47	0	IA	IR	IR	IR	IR	IR	IR	IR	IR	54	5.1%
Jordan Poyer	72	70	61	65	59	73	73	51	69	69	50	78	60	59	73	10	992	94.2%
Micah Hyde	72	70	61	65	60	72	73	50	66	69	50	77	58	59	72	10	984	93.4%
Tre'Davious White	72	70	61	61	60	72	73	51	67	69	50	72	58	58	72	IA	966	91.7%
Levi Wallace	72	70	61	65	60	72	45	51	66	33	32	47	33	39	37	17	800	76.0%
Taron Johnson	33	IA	IA	IA	IA	34	27	31	38	62	32	66	23	48	41	63	498	47.3%
Kevin Johnson	0	25	25	22	20	10	35	6	8	36	18	37	25	21	35	18	341	32.4%
Siran Neal	33	24	30	25	16	0	0	0	0	0	IA	0	0	0	0	49	177	16.8%
Dean Marlowe	IA	14	6	0	8	5	19	1	IA	IA	0	IA	IA	IA	IA	55	108	10.3%
Kurt Coleman	0	0	0	0	5	0	IA	IA	4	0	0	1	2	0	1	57	70	6.6%
Jaquan Johnson	IA	IA	IA	0	0	0	0	0	0	0	0	0	0	0	0	53	53	5.0%
Isaiah McKenzie	0	0	0	0	0	0	0	0	0	0	0	0	0	0	0	3	3	0.3%

Playoffs
 at Houston (69)
 Poyer, K.Johnson, Milano, White, Edmunds, Hyde (69), Neal (47), Murphy, Hughes (46), J.Phillips (41), Lawson (39), Lotulelei (35), Oliver (30), Alexander (23), Liuget (21), T.Johnson (10), Marlowe (7)



2019 PARTICIPATION CHART

GAME OPPONENT	1 NYJ	2 NYG	3 CIN	4 NE	5 TEN	6 MIA	7 PHI	8 WAS	9 CLE	10 MIA	11 DEN	12 DAL	13 BAL	14 PIT	15 NE	16 NYJ	WC HOU	GP	GS	IA	
Akins, Curtis	-	-	PS	-	-	-	-	-	-	-	-	-	-	-	-	-	-	0	0	0	
Alexander, Lorenzo	P	P	P	WLB	P	SLB	P	P	WLB	WLB	WLB	WLB	WLB	P	P	P	P	16	7	0	
Alexander, Maurice	P	P	P	P	P	P	P	IA	IR	IR	IR	IR	IR	IR	IR	IR	IR	7	0	1	
Allen, Josh	QB	QB	QB	QB	QB	QB	QB	QB	QB	QB	QB	QB	QB	QB	QB	QB	QB	16	16	0	
Barkley, Matt	DNP	DNP	DNP	P	DNP	DNP	DNP	DNP	DNP	DNP	DNP	DNP	DNP	DNP	DNP	P	DNP	2	0	0	
Bates, Ryan	IA	IA	IA	DNP	P	IA	IA	P	IA	IA	P	P	P	P	P	P	IA	8	0	7	
Beasley, Cole	WR	P	RB	WR	WR	P	P	WR	P	WR	WR	WR	WR	WR	WR	P	IA	WR	15	9	1
Becker, Nate	-	PS	PS	PS	PS	PS	PS	PS	PS	PS	PS	PS	PS	PS	PS	PS	PS	0	0	0	
Boettger, Ike	IA	IA	IA	P	IA	IA	IA	IA	IA	IA	IA	IA	IA	IA	IA	P	IA	2	0	14	
Bojorquez, Corey	P	P	P	P	P	P	P	P	P	P	P	P	P	P	P	P	P	16	0	0	
Brown, John	WR	WR	WR	WR	WR	WR	WR	WR	WR	WR	WR	WR	WR	WR	WR	WR	IA	WR	15	15	1
Coleman, Kurt	P	P	P	P	P	P	P	IA	P	P	P	P	P	P	P	P	P	15	0	1	
Croom, Jason	IR	IR	IR	IR	IR	IR	IR	IR	IR	IR	IR	IR	IR	IR	IR	IR	IR	0	0	0	
Dawkins, Dion	LT	LT	LT	LT	LT	LT	LT	LT	LT	LT	LT	LT	LT	LT	LT	LT	LT	16	16	0	
DiMarco, Patrick	FB	P	WR	P	P	P	P	P	P	P	P	P	P	P	P	P	P	16	4	0	
Dodson, Tyrel	-	-	-	-	-	-	-	-	PS	PS	PS	PS	PS	PS	PS	PS	PS	0	0	0	
Easley, Nick	-	-	-	-	PS	PS	PS	PS	PS	PS	PS	PS	PS	PS	PS	PS	PS	0	0	0	
Edmunds, Tremaine	MLB	MLB	MLB	MLB	MLB	MLB	MLB	MLB	MLB	MLB	MLB	MLB	MLB	MLB	MLB	MLB	MLB	16	16	0	
Feliciano, Jon	RG	RG	RG	RG	RG	RG	RG	RG	RG	RG	RG	RG	RG	RG	RG	RG	RG	16	16	0	
Ferguson, Reid	P	P	P	P	P	P	P	P	P	P	P	P	P	P	P	P	P	16	0	0	
Ford, Cody	RT	RT	RT	RT	RT	RT	RT	P	RT	RT	RT	RT	RT	RT	RT	RT	RT	16	15	0	
Foster, Robert	P	P	P	IA	IA	IA	P	P	WR	P	P	P	P	P	P	P	WR	IA	13	2	3
Gore, Frank	P	RB	WR	WR	RB	RB	RB	P	RB	P	P	P	P	P	P	P	RB	RB	16	8	0
Hall, Nate	PS	-	-	PS	PS	PS	PS	-	-	-	-	-	-	-	-	-	-	0	0	0	
Hauschka, Stephen	P	P	P	P	P	P	P	P	P	P	P	P	P	P	P	P	P	16	0	0	
Hitner, Brandon	-	-	-	-	-	-	-	-	PS	PS	PS	PS	PS	PS	PS	PS	PS	0	0	0	
Hughes, Jerry	RDE	RDE	RDE	RDE	RDE	RDE	RDE	RDE	RDE	RDE	RDE	RDE	RDE	RDE	RDE	RDE	RDE	16	16	0	
Hyde, Micah	FS	FS	FS	FS	FS	FS	FS	FS	FS	FS	FS	FS	FS	FS	FS	FS	FS	16	16	0	
Johnson, Darryl	P	P	P	P	P	P	P	P	P	P	P	P	P	P	P	P	P	16	0	0	
Johnson, Jaquan	IA	IA	IA	P	P	P	P	P	P	P	P	P	P	P	P	P	P	13	0	3	
Johnson, Kevin	P	P	P	P	P	P	P	P	P	P	P	P	P	P	P	P	P	16	1	0	
Johnson, Taron	NCB	IA	IA	IA	IA	NCB	NCB	NCB	NCB	P	P	P	P	NCB	NCB	NCB	NCB	12	8	4	
Johnson, Tyron	PS	PS	-	-	-	-	-	-	-	-	-	-	-	-	-	-	-	0	0	0	
Jones, Zay	P	WR	P	WR	P	-	-	-	-	-	-	-	-	-	-	-	-	5	2	0	
Joseph, Vosean	IR	IR	IR	IR	IR	IR	IR	IR	IR	IR	IR	IR	IR	IR	IR	IR	IR	0	0	0	
Knox, Dawson	P	P	P	WR	TE	WR	TE	TE	P	TE	TE	TE	TE	TE	TE	IA	TE	15	11	1	
Kroft, Tyler	IA	IA	IA	IA	IA	P	TE	P	TE	P	P	P	P	P	P	P	TE	11	3	5	
Lawson, Shaq	P	P	P	P	P	P	P	P	P	P	P	P	P	P	P	P	IA	15	0	1	
Lewis, Cam	PS	PS	PS	PS	PS	PS	PS	PS	PS	PS	PS	PS	PS	PS	PS	PS	PS	0	0	0	
Luiget, Corey	-	-	-	-	-	-	-	-	P	P	P	P	P	P	P	P	P	7	0	1	
Long, Spencer	P	P	P	IA	P	P	P	IA	P	P	P	P	P	P	P	P	P	14	0	2	
Lotulelei, Star	DT	DT	DT	DT	DT	DT	DT	DT	DT	DT	DT	DT	DT	DT	DT	DT	DT	16	16	0	
Love, Mike	IR	IR	IR	IR	IR	IR	IR	IR	IR	IR	IR	IR	IR	IR	IR	IR	IR	0	0	0	
Magnuson, Erik	PS	PS	PS	PS	PS	PS	PS	-	-	-	-	-	-	-	-	-	-	0	0	0	
Marlowe, Dean	IA	NCB	P	P	NCB	P	P	P	IA	IA	P	IA	IA	IA	IA	P	P	9	2	7	
Marshall, Byron	PS	PS	PS	PS	PS	-	-	-	-	-	-	-	-	-	-	-	-	0	0	0	
McCloud, Ray-Ray	-	-	-	-	-	PS	PS	PS	PS	PS	PS	PS	PS	PS	PS	PS	PS	0	0	0	
McDermott, Conor	IA	IA	IA	IA	-	-	-	-	-	-	-	-	-	-	-	-	-	0	0	4	
McKenzie, Isaiah	P	P	P	P	P	WR	IA	WR	P	WR	WR	WR	WR	P	WR	WR	P	15	8	1	
Milano, Matt	SLB	SLB	SLB	SLB	SLB	IA	SLB	SLB	SLB	SLB	SLB	SLB	SLB	SLB	SLB	SLB	SLB	15	15	1	
Morse, Mitch	C	C	C	C	C	C	C	C	C	C	C	C	C	C	C	C	C	16	16	0	
Murphy, Trent	LDE	LDE	LDE	LDE	LDE	LDE	LDE	LDE	LDE	LDE	LDE	LDE	LDE	LDE	LDE	LDE	LDE	16	16	0	
Neal, Siran	P	P	NCB	P	P	P	P	P	P	P	IA	P	P	P	P	P	P	15	1	1	
Nsekhe, Ty	P	P	P	P	IA	P	P	RT	P	P	IA	IA	IA	IA	IA	P	P	10	1	6	
Oliver, Ed	DT	DT	DT	DT	DT	DT	DT	P	P	P	P	P	P	P	P	P	P	16	7	0	
Peko, Kyle	PS	PS	PS	P	P	P	P	-	-	-	-	-	-	-	-	-	-	4	0	0	
Phillips, Del'Shawn	-	-	-	-	-	-	-	-	PS	PS	PS	PS	PS	PS	PS	PS	PS	0	0	0	
Phillips, Harrison	P	P	P	IR	IR	IR	IR	IR	IR	IR	IR	IR	IR	IR	IR	IR	IR	3	0	0	



2019 PARTICIPATION CHART

GAME OPPONENT	1	2	3	4	5	6	7	8	9	10	11	12	13	14	15	16	WC			
	NYJ	NYG	CIN	NE	TEN	MIA	PHI	WAS	CLE	MIA	DEN	DAL	BAL	PIT	NE	NYJ	HOU	GP	GS	IA
Phillips, Jordan	P	P	P	P	P	P	P	DT	DT	DT	DT	DT	DT	DT	DT	DT	DT	16	9	0
Poyer, Jordan	SS	SS	SS	SS	SS	SS	SS	SS	SS	SS	SS	SS	SS	SS	SS	SS	SS	16	16	0
Roberts, Andre	IA	IA	P	P	P	P	P	P	P	P	P	P	P	P	P	IA	P	13	0	3
Salako, Victor	-	-	-	-	-	-	-	PS	PS	PS	PS	PS	PS	PS	PS	PS	PS	0	0	0
Singletery, Devin	RB	P	IA	IA	IA	P	P	RB	P	RB	RB	RB	RB	RB	RB	IA	RB	12	8	4
Smith, Lee	TE	TE	TE	P	P	P	TE	P	TE	P	P	P	P	P	P	P	P	16	5	0
Spain, Quinton	LG	LG	LG	LG	LG	LG	LG	LG	LG	LG	LG	LG	LG	LG	LG	LG	LG	16	16	0
Stanford, Julian	P	P	P	P	P	P	P	P	P	P	P	P	P	P	P	P	P	16	0	0
Sweeney, Tommy	P	TE	P	P	P	IA	IA	IA	IA	IA	IA	IA	IA	IA	IA	P	IA	6	1	10
Taylor, Vincent	PS	PS	PS	PS	PS	PS	PS	P	IA	IA	IA	IA	IA	P	IA	P	IA	3	0	6
Thompson, Corey	P	P	P	IA	IA	IA	IA	P	P	P	P	P	P	P	P	P	P	12	0	4
Veasy, Jordan	-	-	-	PS	-	-	-	-	-	-	-	-	-	-	-	-	-	0	0	0
Waddle, LaAdrian	IR	IR	IR	IR	IR	IR	IR	IR	IR	IR	IR	IR	IR	IR	IR	IR	IR	0	0	0
Wade, Christian	PS	PS	PS	PS	PS	PS	PS	PS	PS	PS	PS	PS	PS	PS	PS	PS	PS	0	0	0
Wallace, Levi	CB	CB	CB	CB	CB	CB	CB	CB	CB	CB	CB	CB	CB	CB	CB	CB	IA	16	16	0
Webb, Davis	PS	PS	PS	PS	PS	PS	PS	PS	PS	PS	PS	PS	PS	PS	PS	PS	PS	0	0	0
White, Tre'Davious	CB	CB	CB	CB	CB	CB	CB	CB	CB	CB	CB	CB	CB	CB	CB	CB	IA	15	15	1
Williams, Duke	PS	PS	PS	PS	WR	WR	P	IA	IA	IA	IA	IA	IA	IA	IA	WR	P	4	3	8
Woodard, Jonathan	-	-	-	-	-	-	-	-	-	-	-	-	-	-	-	-	PS	0	0	0
Yarbrough, Eddie	PS	PS	PS	PS	PS	PS	PS	PS	PS	PS	PS	PS	PS	PS	PS	PS	-	0	0	0
Yeldon, T.J.	P	P	P	P	P	IA	IA	IA	IA	IA	IA	IA	IA	IA	IA	P	IA	6	0	10



2019 GAME BY GAME STARTERS

OFFENSE

OPP	WR	LT	LG	C	RG	RT	TE/WR	QB	FB/TE/WR	RB/WR	RB/TE/WR
@ NYJ	Brown	Dawkins	Spain	Morse	Feliciano	Ford	Smith	Allen	DiMarco	Singletary	Beasley
@ NYG	Brown	Dawkins	Spain	Morse	Feliciano	Ford	Smith	Allen	Sweeney	Gore	Jones
vs. CIN	Brown	Dawkins	Spain	Morse	Feliciano	Ford	Smith	Allen	DiMarco	Beasley	Gore
vs. NE	Brown	Dawkins	Spain	Morse	Feliciano	Ford	Jones	Allen	Knox	Gore	Beasley
@ TEN	Brown	Dawkins	Spain	Morse	Feliciano	Ford	Knox	Allen	Williams	Gore	Beasley
@ MIA	Brown	Dawkins	Spain	Morse	Feliciano	Ford	Knox	Allen	Williams	Gore	McKenzie
vs. PHI	Brown	Dawkins	Spain	Morse	Feliciano	Ford	Knox	Allen	Smith	Gore	Kroft
vs. WSH	Brown	Dawkins	Spain	Morse	Feliciano	Nsekhe	Knox	Allen	McKenzie	Singletary	Beasley
@ CLE	Brown	Dawkins	Spain	Morse	Feliciano	Ford	Kroft	Allen	Smith	Gore	Foster
@ MIA	Brown	Dawkins	Spain	Morse	Feliciano	Ford	Knox	Allen	McKenzie	Singletary	Beasley
vs. DEN	Brown	Dawkins	Spain	Morse	Feliciano	Ford	Knox	Allen	McKenzie	Singletary	Beasley
@ DAL	Brown	Dawkins	Spain	Morse	Feliciano	Ford	Knox	Allen	McKenzie	Singletary	Beasley
vs. BAL	Brown	Dawkins	Spain	Morse	Feliciano	Ford	Knox	Allen	McKenzie	Singletary	Beasley
@ PIT	Brown	Dawkins	Spain	Morse	Feliciano	Ford	Knox	Allen	DiMarco	Singletary	Beasley
@ NE	Brown	Dawkins	Spain	Morse	Feliciano	Ford	Knox	Allen	DiMarco	Singletary	McKenzie
vs. NYJ	Foster	Dawkins	Spain	Morse	Feliciano	Ford	Kroft	Allen	Williams	Gore	McKenzie
PLAYOFFS											
@ HOU	Brown	Dawkins	Spain	Morse	Feliciano	Ford	Knox	Allen	Beasley	Singletary	Gore

DEFENSE

OPP	LDE	DT	DT	RDE	SLB	MLB	CB	CB	NCB/WLB	SS	FS
@ NYJ	Murphy	Oliver	Lotulelei	Hughes	Milano	Edmunds	White	Wallace	T. Johnson	Poyer	Hyde
@ NYG	Murphy	Oliver	Lotulelei	Hughes	Milano	Edmunds	White	Wallace	Marlowe	Poyer	Hyde
vs. CIN	Murphy	Oliver	Lotulelei	Hughes	Milano	Edmunds	White	Wallace	Neal	Poyer	Hyde
vs. NE	Murphy	Oliver	Lotulelei	Hughes	Milano	Edmunds	White	Wallace	L. Alexander	Poyer	Hyde
@ TEN	Murphy	Oliver	Lotulelei	Hughes	Milano	Edmunds	White	Wallace	Marlowe	Poyer	Hyde
vs. MIA	Murphy	Oliver	Lotulelei	Hughes	L. Alexander	Edmunds	White	Wallace	T. Johnson	Poyer	Hyde
vs. PHI	Murphy	Oliver	Lotulelei	Hughes	Milano	Edmunds	White	Wallace	T. Johnson	Poyer	Hyde
vs. WSH	Murphy	Phillips	Lotulelei	Hughes	Milano	Edmunds	White	Wallace	T. Johnson	Poyer	Hyde
@ CLE	Murphy	Phillips	Lotulelei	Hughes	Milano	Edmunds	White	Wallace	L. Alexander	Poyer	Hyde
@ MIA	Murphy	Phillips	Lotulelei	Hughes	Milano	Edmunds	White	Wallace	L. Alexander	Poyer	Hyde
vs. DEN	Murphy	Phillips	Lotulelei	Hughes	Milano	Edmunds	White	Wallace	L. Alexander	Poyer	Hyde
@ DAL	Murphy	Phillips	Lotulelei	Hughes	Milano	Edmunds	White	Wallace	L. Alexander	Poyer	Hyde
vs. BAL	Murphy	Phillips	Lotulelei	Hughes	Milano	Edmunds	White	Wallace	L. Alexander	Poyer	Hyde
@ PIT	Murphy	Phillips	Lotulelei	Hughes	Milano	Edmunds	White	Wallace	T. Johnson	Poyer	Hyde
@ NE	Murphy	Phillips	Lotulelei	Hughes	Milano	Edmunds	White	Wallace	T. Johnson	Poyer	Hyde
vs. NYJ	Murphy	Phillips	Lotulelei	Hughes	Milano	Edmunds	K. Johnson	Wallace	T. Johnson	Poyer	Hyde
PLAYOFFS											
@ HOU	Murphy	Phillips	Lotulelei	Hughes	Milano	Edmunds	White	K. Johnson	T. Johnson	Poyer	Hyde



TREY ADAMS TACKLE

72

6-7 **304** **ROOKIE**



MARCH 4, 1997 (AGE 23)



LEAVENWORTH, WA



WENATCHEE HS



WASHINGTON



UDFA: 2020

SHOUTOUTS

- Played five seasons at Washington and appeared in 47 games during his time as a Husky.
- Started at left tackle in all 12 games he appeared in during the 2019 season as a redshirt senior. Earned All-Pac-12 first-team honors at the end of the season. Was the winner of the Don James Perseverance Award.
- Started all 14 games at left tackle as a sophomore in 2016 and was named first-team All-Pac-12 and second-team All-America (FWAA).
- As a true freshman in 2015, Adams played in 10 games with nine starts and was the co-winner of UW's Most Outstanding Freshman award.

STAMPEDE

Best advice received?

Everything happens for a reason

Favorite Cereal?

Cinnamon Toast Crunch

Number one thing on your bucket list?

Get a van and live in it for a period of time while traveling around the country and seeing the sights



FIRST-AND-10

TREY ADAMS signed with the Bills as an undrafted free agent in 2020 after finishing his five-year career at Washington (2015-19). Adams was a starter along the Huskies offensive line during all five seasons.

IF YOU HAVEN'T 'HERD'

COMEBACK KID

Adams' career at Washington was a roller coaster ride that most of the time was out of his control.

From bursting on to the scene in 2015 and being the first true freshman to start on the offensive line in three years, and then following that up with second-team All-American honors as a sophomore, Adams seemed destined to leave school early for the NFL.

Then an ACL injury derailed his 2017 season and a back injury brought his 2018 season to a halt before it even got started.

Through all of the tribulations, Adams came back stronger for one last ride in 2019 as he started 12 games at left tackle, earned All-Pac-12 honors and impressed his coaches.

"He's shown that he can persevere through a lot of different stuff," offensive line coach Scott Huff said to The Daily. "I don't think people realize the pressure that's on a guy like him, the expectations. He's gone through, in a year and a half, more than most people go through in their life."

PERSONAL

The son of Bud and Susan Adams. Trey is a nickname that stands for being the third Joseph Adams. Has one sister. His father was a ninth-round draft pick of the Kansas City Royals in 1987 and pitched three years in the minor leagues.



MARIO ADDISON

DEFENSIVE END

97

6-3 260 10TH YEAR



SEPTEMBER 6, 1987 (AGE 32)



TARRANT CITY, AL



TARRANT CITY HS



TROY



FREE AGENT: 2020



SHOUTOUTS

- Signed as an undrafted free agent by the Chicago Bears in 2011, played with Chicago (2011), Indianapolis (2011-12), and Washington (2012) before being signed off Washington's practice squad by Carolina on December 4, 2012.
- Ranks 4th on the Panthers all-time list with 55 sacks from 2012-19, including 9+ sacks in each of the last four seasons (2016-19). Also forced 11 fumbles and recovered 4 fumbles during his Panthers tenure.
- Led the Panthers defense in sacks for four consecutive seasons from 2016-19, including a career-high 11 sacks in 2017.
- Tied a career-high with three sacks of Kyler Murray at Arz. (9/22/19). Also dropped Ryan Fitzpatrick three times vs. TB (11/4/18).
- Recorded first career safety vs. SD (12/11/16), sacking QB Philip Rivers in the end zone.
- His first career sack also came against Rivers and the Chargers at SD (12/16/12).
- Posted 6 sacks for the Panthers' 2015 squad that reached Super Bowl 50.

FIRST-AND-10

MARIO ADDISON earned a three-year contract with the Bills on March 18, 2020, after spending the past 8 seasons with the Carolina Panthers. Addison left Carolina ranked 4th on their all-time list with 55 sacks, including 9+ sacks in the last 4 years.

IF YOU HAVEN'T 'HERD'

"THE CHIP IS G"

Addison's younger brother, Gjamal Rodriqus, occupies a large place in Mario's heart. "G" was shot and killed in Birmingham on October 27, 2019. Mario was flying home from a game in San Francisco when he learned of the news. "It added more fuel to the fire," Addison said. "I'm playing for a higher cause. Now I'm playing with a chip on my shoulder, and the chip is 'G.'"

AN UNDRAFTED EDGE

Addison went undrafted in 2011 and is in his 10th season. "Guys like me had to work from the bottom - and I do mean the bottom. There were times I'd wake up ... and think that football must not be for me, but I still had a passion and the fire in my heart to keep going."

"I'M LIVING PROOF"

Through his foundation in Birmingham, annually delivers turkeys for Thanksgiving, holds a football camp for kids, holds an annual prom event and regularly hosts "man-to-man" talks in the Birmingham housing authority. "I'm living proof that anyone can make it. Everyone is not going pro, but I want to inspire the next group of doctors and lawyers. I'm about giving back and instilling that confidence in them."

PERSONAL

Has a son, Ryland, and a daughter, Karter. Is the son of Anionette Addison. Began playing football at age 5 as a RB and QB in the East Thomas Little League. Earned a degree in social sciences.



MARIO ADDISON DEFENSIVE END

97

IF YOU HAVEN'T 'HERD'



"I'M ALWAYS GRATEFUL TO JERRY"

Addison roomed with Bills teammate Jerry Hughes in 2011 and 2012 while playing for the Colts. "At the time I was there, I was looking for somewhere to stay, and Jerry offered his home to me," Addison said. "So I moved in with Jerry and I tried to pay rent. I tried to pay a bill or two, and he kept turning me down. That's why I'm always grateful to Jerry. He housed me. He took on a role as a vet when he was still in his second year. He took on leadership already. He took me under his wing. I'm very grateful for that. We've stayed in contact with each other."

NEXT-LEVEL NASCAR COLLECTION

Addison became a fan of NASCAR as a teenager and has attended several races. He met two of his favorite drivers, Tony Stewart and Kevin Harvick, in recent years and proudly displays their autographed fire suits in his home. "I'm a big NASCAR fan," said Addison. "I have been to races in Charlotte and Talladega. I'm big on cars, anyways. Especially old school cars. My favorite car is the Monte Carlo SS. In fact, I have a replica of Tony Stewart's Home Depot Car. It's white with the orange interior."

THE STAMPEDE

FAVORITE ATHLETES GROWING UP:

Barry Bonds and Bo Jackson

FAVORITE VACATION SPOT:

Frankfurt, Germany. I have been a couple of times

NICKNAMED:

Yo-Yo

BIGGEST PET PEEVE:

Annoying people

FIRST JOB:

A cook at a Sonic

IF HE COULD HAVE ONE SUPERPOWER:

Teleport

FAVORITE TV SHOWS:

Martin and Fresh Prince of Bel-Air

IF HE COULD SEE ANY CONCERT IN HISTORY:

Michael Jackson

SOMETHING YOU COLLECT:

Game jerseys of many other NFL players

FAVORITE MOVIE:

Dark Knight (big fan of Joker)



FAVORITE LATE-NIGHT SNACK:

Oreo cookies

FAVORITE CEREAL GROWING UP:

Honey Smacks

FAVORITE APP:

Instagram

FAVORITE FOODS:

Lemon pepper wings, salmon

FIRST JERSEY OWNED:

Falcons Deion Sanders

IF HE COULD PLAY ANOTHER PRO SPORT:

Shortstop for the Orioles

FAVORITE OLYMPIC SPORT:

Skiing and snowboarding

NFL PLAYER HE LEARNED THE MOST FROM:

Charles Johnson

FAVORITE SPORTS MOVIE:

The Sandlot



JOSH ALLEN QUARTERBACK

17

6-5 237 3RD YEAR 

MAY 21, 1996 (AGE 24)



FIREBAUGH, CA



FIREBAUGH HS



WYOMING



DRAFT: 2018 (1ST ROUND)

SHOUTOUTS

- Produced multiple touchdowns in eight consecutive games, marking a Bills franchise record. Also accounted for a touchdown in 21 consecutive games, marking a franchise record as well.
- In the fourth quarter of games in 2019, had a 109.7 passer rating and 10 total TDs with no turnovers.
- In 2019, ranked sixth in the NFL with 29 total touchdowns and tied for first (R. Wilson/D. Watson) in the NFL with five game winning drives.
- Is one of two NFL QBs (Cam Newton) to ever tally 15+ rushing TDs in their first two NFL seasons.
- Tallied five consecutive games accounting for two TDs and no INTs, a team record & the most by a QB since Russell Wilson in 2015.
- Became the first quarterback in NFL history to tally a 40-yard run and a touchdown catch in a single game (at Hou., 1/4/2020).
- Earned AFC Offensive Player of the Week honors at Mia. (11/17/2019) after compiling a season-high 312 yards of offense and four touchdowns. Became the first Bill since Doug Flutie to win multiple AFC OPOTW awards.



FIRST-AND-10

JOSH ALLEN is entering his third season in Buffalo after spending three seasons at Wyoming (2015-17) and one year at Reedley College (2014). Allen was the seventh selection of the first round by the Bills in 2018.

IF YOU HAVEN'T 'HERD'

A NO STAR RECRUIT

Despite racking up 5,269 yards and 59 touchdowns in his final two high school seasons at Firebaugh High School, Allen didn't receive a single offer from a Division I program due to only being 6-2 and 180 pounds at the time. "I didn't have any stars. I was a no star, no offer guy out of high school. I sent emails every day to almost every coach in the nation. 'Please, please just offer me.' All I was asking for was an opportunity," said Allen in a 2017 ESPN College Gameday feature.

Allen eventually opted to attend Reedley College, where he threw for 2,055 yards and 26 touchdowns while simultaneously hitting a growth spurt that boosted his height to 6-5 and weight to 175 pounds. Allen finally got his opportunity after his time in junior college, accepting Wyoming's scholarship offer over an offer from Eastern Michigan.

HR DERBY CHAMPION

Allen, who could topped out at 92-93 MPH pitching in high school, showed he can hit a baseball too. Allen won Micah Hyde's charity softball game HR derby, defeating Jordan Poyer in the final round.

PERSONAL

The son of Joel and LaVonne Allen, Josh is the second of four children (two sisters and one brother). He earned his degree from Wyoming with a major in communications.



JOSH ALLEN QUARTERBACK

17

SHOUTOUTS

- Is the only player in NFL history to throw for 200+ yards and run for 100+ yards in consecutive games.
- In 2019, set the Bills team record for rushing TDs (9) by a QB in a single season.
- Earned AFC Offensive Player of the Week vs. Mia. (12/30/18) after becoming the second rookie QB (MIA David Woodley) in NFL history to throw for 3 TDs and run for 2 TDs. His 5 TD day marked the most by a Bill since Jim Kelly threw for 5 in 1991.
- In 11 starts as a rookie established franchise records for: most touchdowns produced by a Bills rookie QB (18), most rushing yards by a QB in a game (135 at Mia. (12/2/18)), longest pass by a rookie (75 vs. Jax. (11/25/18)), most rushing TDs by a Bills QB in a season (8) and most rushing yards by a Bills QB in a season (631).
- Allen, S. Grogan, D. Prescott & C. Newton are the only players with 20+ pass/12+ rush TDs in their first 2 seasons.

SHOUTOUTS

- At Mia. (12/2/18), tallied three rushes of 25+ yards. Joined Michael Vick (2002, 2006) as the only QBs in the NFL to accomplish the feat since 1991.
- Led the Bills to a 27-6 win at Min. (9/23/18) in his first career road start. Became the third rookie in NFL history to throw for a touchdown and run for 2+ scores in a first half.
- With 99 rushing yards vs. Jax. (11/25/18), 135 rushing yards at Mia. (12/2/18) & 101 rushing yards vs. NYJ (12/9/18), became the first QB (Super Bowl era) to tally 3 straight games with 95+ rushing yards.
- Is the highest QB drafted in team history (seventh overall).
- In 2016, led Wyoming to a Mountain Division co-championship and the school's first-ever appearance in the Mountain West Championship game. In his two seasons as Wyoming's starting quarterback, Allen accounted for 5,833 yards of total offense and was responsible for 57 touchdowns (passing-44, rushing-12 and receiving-1).

IF YOU HAVEN'T 'HERD'



SUPERCADÉ'S WEEKEND IN BUFFALO

For the Bills-Jets matchup in Week 14 of 2018, Allen flew in a very special guest named Cade Spinello. At the age of five, Cade suffered a massive stroke during surgery for a brain tumor. The stroke left Cade partially paralyzed and blind. Showing an unbelievable ability to persevere through that fight, Cade earned the nickname SuperCade and now teaches others to Never Ever Give Up. Allen met Cade leading up to the 2018 NFL Draft and ever since has worn a wristband reminding himself of his inspirational buddy Cade.

OISHEI CHILDREN'S HOSPITAL

Josh Allen has built a deep connection with Oishei Children's Hospital since arriving in Buffalo. Last spring, Allen designed a New Era cap with some patients and nurses from the neonatal intensive care unit. The hat sold out in the first day, with proceeds benefiting the hospital. Most recently, Allen teamed up with two patients who had suffered spinal trauma injuries to design his cleats for 'My Cleats, My Cause' week. Allen also made a contribution to the hospital for every touchdown he scored in 2019, ending the season having donated \$10,000 to the hospital.



IF YOU HAVEN'T 'HERD'



PLAYING FOR THOSE WHO CAN'T

Allen played his high school ball at Firebaugh HS, a place where his family had deep ties. Allen's grandfather, Buzz Allen, donated the land the school was built upon. Shortly after Buzz's passing during Josh's senior year, Firebaugh HS was set to square off with rival high school Dos Palos. Until that game, Firebaugh had never beaten Dos Palos. Josh led the Eagles to a W on his grandfather's birthday and post-game Josh called it a tribute to his late grandfather. In 2019, Firebaugh High School announced it would retire Allen's #15.

HUMBLE BEGINNINGS

Allen's journey to Buffalo has been no short trek. Born and raised in Firebaugh, California, Allen grew up in a farming town with a population of around 8,000 people. Allen understands the impact his career can have on others.. "I hope that they can look at my story and find a source of inspiration and just know that it is possible. And there's nobody in this world that can tell you not to do something if you have the desire to work for it." Allen hasn't forgotten his roots and recently invested in a pistachio tree back home with his dad.

THE STAMPEDE

FAVORITE ATHLETE:

Tiger Woods

MOST MEMORABLE GAME:

Kyle Williams' final game as a Bill

NICKNAMES:

Joshy Boucher

FAVORITE MEAL:

Hibachi

PREGAME RITUAL:

Only listen to Elvis

FIRST JOB:

Working on the family farm

HIGH SCHOOL SPORTS:

Football, baseball and basketball

FAVORITE BOOK:

The Mamba Mentality

PRIZED POSSESSION:

Draft cap

FAVORITE SPORTS MEMORY:

Watching Barry Bonds hit home run #756 with friends at the Pizza Factory

FIRST SPORTS JERSEY:

Joe Montana



ADVICE HE WOULD GIVE TO HIS YOUNGER SELF:

Stay patient

FAVORITE HOBBY AWAY FROM FOOTBALL:

Golf

LITTLE KNOWN FACT:

Did gymnastics as a kid

DREAM SPORTING EVENT TO ATTEND:

A Sabres Stanley Cup game in Buffalo

FAVORITE MOVIE:

Anything Will Ferrell

HIDDEN TALENT:

Can juggle

FIRST PURCHASE IN NFL:

Range Rover

FAVORITE WING SPOT:

Bar Bill

PET PEEVE:

Sound of a vacuum



JOSH ALLEN'S NFL REGULAR SEASON PASSING STATISTICS

DATE	TEAM	GP	GS	ATT.	CMP.	PCT.	YDS	AVG.	TD	INT.	LG	SK	LST	RATE
2018	Bills	12	11	320	169	52.8	2,074	6.5	10	12	75†	28	213	67.9
2019	Bills	16	16	461	271	58.8	3,089	6.7	20	9	53†	38	237	85.3
TOTALS		28	27	781	440	56.3	5,163	6.6	30	21	75†	66	450	78.2

JOSH ALLEN'S NFL POSTSEASON PASSING STATISTICS

DATE	TEAM	GP	GS	ATT.	CMP.	PCT.	YDS	AVG.	TD	INT.	LG	SK	LST	RATE
2019	Bills	1	1	46	24	52.2	264	5.7	0	0	38	3	27	69.5
TOTALS		1	1	46	24	52.2	264	5.7	0	0	38	3	27	69.5

JOSH ALLEN'S NFL REGULAR SEASON RUSHING STATISTICS

DATE	TEAM	NO.	YDS.	AVG.	LG	TD
2018	Bills	89	631	7.1	45	8
2019	Bills	109	510	4.7	36	9
TOTALS		198	1,141	5.8	45	17

JOSH ALLEN'S NFL POSTSEASON RUSHING STATISTICS

DATE	TEAM	NO.	YDS.	AVG.	LG	TD
2019	Bills	9	92	10.2	42	0
TOTALS		9	92	10.2	42	0

SINGLE-GAME HIGHS: QUARTERBACK

Pass Attempts	41 at Cleveland Browns, Nov 10, 2019	Passer Rating	120.7 at Dallas Cowboys, Nov 28, 2019
Pass Completions	24 at New York Jets, Sep 08, 2019	Rush Attempts	13 vs. Jacksonville Jaguars, Nov 25, 2018
Yards Passing	266 at Cleveland Browns, Nov 10, 2019	Rushing Yards	135 at Miami Dolphins, Dec 02, 2018
TD Passes	3 at Miami Dolphins, Nov 17, 2019	Longest Runs	45 vs. Jacksonville Jaguars, Nov 25, 2018
Long Passes	75† vs. Jacksonville Jaguars, Nov 25, 2018	Rushing TDs	2 at Cleveland Browns, Nov 10, 2019
Completion Percentage	79.2 at Dallas Cowboys, Nov 28, 2019		



MATT BARKLEY QUARTERBACK

5

6-2 234 8TH YEAR 

SEPTEMBER 8, 1990 (AGE 29)

 SANTA ANA, CA

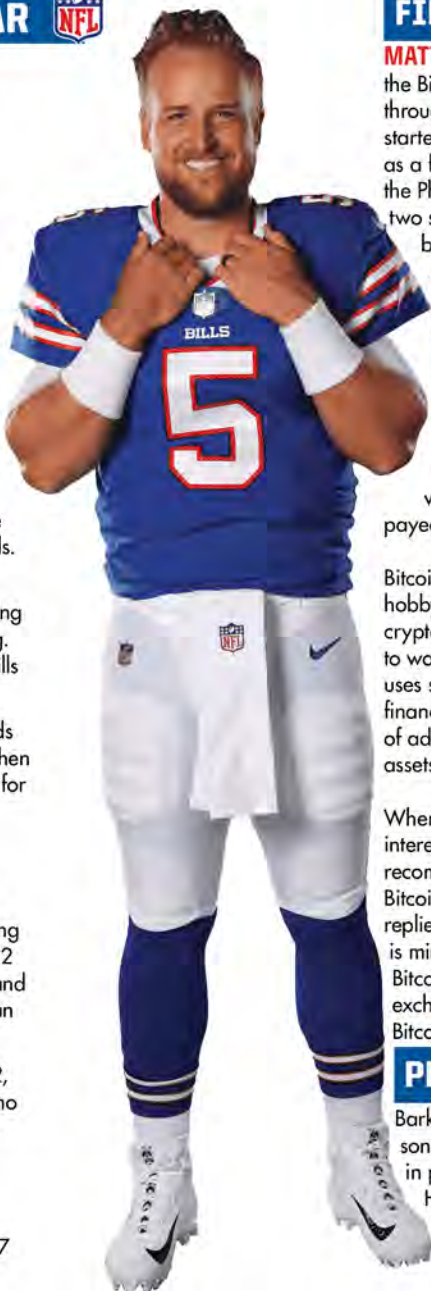
 MATER DEI HS

 USC

 FREE AGENT: 2018

SHOUTOUTS

- Saw his first action of the 2019 season vs. NE (9/29/19), completing 9-of-16 passes for 127 yards and an INT. His first pass attempt of the game converted a third-and-eight for the Bills.
- In his first start for the Bills at NYJ (11/11/18), went 15-25 with two passing touchdowns and a 117.4 passer rating. His rating was the 2nd-highest by a Bills QB in his first start.
- Set career-highs for both passing yards and completions vs. GB (12/18/16) when he completed 30-of-42 pass attempts for 362 yards and two touchdowns.
- Left USC with career records for passing yards (12,327), completions (1,001), passing TDs (116), 400-yard passing games (four), 300-yard passing games (15). Also left USC as the Pac-12 Conference's all-time leading passer and was the only player to throw more than 100 TDs (116) in a career.
- Awarded the Wuerffel Trophy in 2012, given to the college football player who best combines exemplary community service with athletic and academic achievement.
- Earned Second-Team All-Pac-12 honors in 2011 after registering a 39-7 touchdown to interception ratio.



FIRST-AND-10

MATT BARKLEY is in his third season with the Bills after joining the team mid-way through the 2018 season. A four-year starter at USC, Barkley entered the league as a fourth round pick (98th overall) of the Philadelphia Eagles. Barkley spent two seasons in Philadelphia (2013-14) before spending the 2015 season with Arizona, 2016 season with Chicago and then splitting time between San Francisco and Arizona in 2017.

IF YOU HAVEN'T 'HERD'

PAY UP

Barkley made an unusual ask to his agent before signing contracts with the 49ers and Bengals, "Can I be paid in Bitcoin?"

Bitcoin and cryptocurrency is a big time hobby for Barkley. For those not familiar, cryptocurrency is a digital asset designed to work as a medium of exchange that uses strong cryptography to secure financial transactions, control the creation of additional units, & verify the transfer of assets.

When fans began hearing of Barkley's interest in Bitcoin they began tweeting recommendations at him to not just buy Bitcoin, but to mine it. Barkley quickly replied to let everyone know he already is mining Bitcoin, which involves securing Bitcoin and confirming transactions in exchange for being paid rewards of new Bitcoins.

PERSONAL

Barkley and his wife Brittany have two sons, John and Jackson. Met Brittany in preschool. He attended Mater Dei High School in Santa Ana, CA, where he finished as the all-time passing yardage leader in Orange County, surpassing Todd Marinovich.



MATT BARKLEY QUARTERBACK

5

IF YOU HAVEN'T 'HERD'



A B-24 BOMBER

Barkley made an unexpected connection back during his time at USC, meeting Louis Zamperini during a sports journalism class. His name may sound familiar as the best-selling book "Unbroken" documents his incredible story of surviving a B-24 bomber crash during World War II. Zamperini passed away at the age of 97 in 2014, but Barkley still draws inspiration from the time they spent together. "You think about that perspective whenever you feel sore or tired. How much we've been given and to never take a day for granted," said Barkley.



STEPPING UP

Barkley and his wife Brittany have developed a relationship with the Matt Urban Hope House, a local center dedicated to providing safe emergency housing for area women and children. During the COVID-19 pandemic the Barkleys announced a \$10,000 donation to the organization for relief efforts. "That grant is going to go towards anything they need right now in this lockdown," Barkley told the Buffalo News, "whether it's puzzles, games, arts and crafts, iPads, snacks or whatever to keep these kids entertained and to make this quarantine a little more enjoyable."

THE STAMPEDE

NICKNAMES:

Barks

IF YOU COULD PLAY ANOTHER SPORT:

Golf and play like Bryson DeChambeau

FAVORITE MUSICAL ARTIST:

Needtobreathe

MOST FAMOUS CELL PHONE CONTACT:

Kenny Chesney

FAVORITE BUFFALO RESTAURANT :

The Grange

BEGAN PLAYING FOOTBALL:

6th grade

DREAM SPORTING EVENT TO ATTEND:

The Masters

FAVORITE TV SHOW:

Breaking Bad

COMMUNITY CAUSES:

Helping young kids and homeless people

PROUDEST ACHIEVEMENT:

Being a dad



A SKILL HE WANTS TO LEARN:

Cooking

FIRST JOB:

Giving guitar lessons

JERSEY # SIGNIFICANCE:

Has worn the same number (5) since high school

ADVICE HE WOULD GIVE TO HIS YOUNGER SELF:

Don't be influenced by negative outside noise

FAVORITE PHONE APP:

Voyager

MOST MEMORABLE GAME:

Beating Ohio State in 2009 on College Gameday

PET PEEVE:

Lack of accountability

FAVORITE VACATION SPOT:

Deer Valley, Utah



MATT BARKLEY QUARTERBACK

5

MATT BARKLEY'S NFL REGULAR SEASON PASSING/RUSHING STATISTICS

DATE	TEAM	GP	GS	PASSING											RUSHING				
				ATT.	CMP.	PCT.	YDS	AVG.	TD	INT.	LG	SK	LST	RATE	NO.	YDS.	AVG.	LG	TD
2013	Eagles	3	0	49	30	61.2	300	6.1	0	4	26	3	24	44.6	2	-2	-1.0	0	0
2014	Eagles	1	0	1	0	0.0	0	0.0	0	0	0	0	0	39.6	3	0	0.0	0	0
2015	Cardinals	0	0	0	0	0.0	0	0.0	0	0	0	0	0	0.0	0	0	0.0	0	0
2016	Bears	7	6	216	129	59.7	1,611	7.5	8	14	37	6	43	68.3	7	2	0.3	5	0
2017	49ers	0	0	0	0	0.0	0	0.0	0	0	0	0	0	0.0	0	0	0.0	0	0
2017	Bengals	0	0	0	0	0.0	0	0.0	0	0	0	0	0	0.0	0	0	0.0	0	0
2017	Cardinals	0	0	0	0	0.0	0	0.0	0	0	0	0	0	0.0	0	0	0.0	0	0
2017	TOTAL	0	0	0	0	0.0	0	0.0	0	0	0	0	0	0.0	0	0	0.0	0	0
2018	Bills	1	1	25	15	60.0	232	9.3	2	0	47	1	8	117.4	3	-2	-0.7	0	0
2019	Bills	2	0	51	27	52.9	359	7.0	0	3	41	2	10	51.0	2	-4	-2.0	0	0
TOTALS		14	7	342	201	58.8	2,502	7.3	10	21	47	12	85	65.7	17	-6	-0.4	5	0



TYLER BASS

KICKER

2

5-10

183

ROOKIE



FEBRUARY 14, 1997 (AGE 23)



IRMO, SC



DUTCH FORK HS



GEORGIA SOUTHERN



DRAFT: 2020 (6TH RD)

SHOUTOUTS

- Finished his four-year career at Georgia Southern going 54 of 68 on field goal attempts (79.41%), with a long of 50 yards. Also contributed 114 PATs.
- Garnered second-team All-Sun Belt honors as a sophomore in 2017, going 27 of 28 on extra points, and 15 of 19 on field goals with a long of 48 yards.
- During his time as an Eagle, had 198 touchbacks on 268 kicks (73.9 percent).
- Earned first-team all-conference notice in 2018, completing 45 of 45 extra points and 19 of 21 field goals with a long of 50 yards.
- Was a second-team All-Sun Belt performer as a senior in 2019 (36 of 36 XPs, 20 of 28 FGs, long 49), setting a school record with 20 field goals.
- Had game-winning kicks in the team's 2018 Camellia Bowl win (12/15/18) and against South Alabama (10/3/19).
- Was limited to kickoffs and seven extra point tries (making six) in 2016.
- Named the Sun Belt Conference Special Teams POTW following his 4 FG effort against Maine (9/7/19).



FIRST-AND-10

TYLER BASS was drafted by the Bills in the sixth round (188th overall) of the 2020 draft. Prior to joining the Bills, he had a four-year career at Georgia Southern (2016-19), where he went 54 of 68 on FG attempts (79.41%), with a long of 50 yards.

IF YOU HAVEN'T 'HERD'

PLAYING FOR MORE

When asked who his inspiration is, Tyler Bass is quick to answer his grandmother.

"My grandma was actually at practice with me every day," Bass told Georgia Southern. "She also was battling breast cancer at the time but she didn't miss a practice or a game, so that gives me a lot of strength."

His grandma has been involved in his football career from the start. When Bass decided to try out for the football team in ninth grade, she brought him to tryouts. Once he made it, she would take him to practice when he couldn't drive. She would also bring snacks and meals to make sure he was performing.

She was diagnosed with breast cancer when he was a senior in high school and had to go through chemotherapy for treatment. She has never missed a game of his, home or away, even through treatment. Her battle taught him not to be afraid of any challenge in front of him.

PERSONAL

The son of Ron and Kathy Bass. Has a younger sister, Abby. Graduated from Georgia Southern with a degree in Marketing and a double minor in Finance and Business Management.



TYLER BASS KICKER

2

THE STAMPEDE

FAVORITE FOOD:

Chicken Alfredo

MOST MEMORABLE GAME:

2018 Bowl Game where he hit the game winner

NICKNAMES:

TBass

FAVORITE CEREAL:

Frosted Flakes

PREGAME RITUAL:

Go through a warmup routine

FIRST JOB:

Working for uncle

HIGH SCHOOL SPORTS:

Soccer

FAVORITE CARTOON CHARACTER:

Rick and Morty

FAVORITE ARTIST:

Drake

MOST FAMOUS PERSON IN CELL PHONE CONTACTS:

Cole Swindell

FIRST SPORTS JERSEY:

Charlie Whitehurst

**ADVICE HE WOULD GIVE TO HIS YOUNGER SELF:**

Never give up

FAVORITE APP OUTSIDE OF SOCIAL MEDIA:

Spotify

FAVORITE VACATION SPOT:

Any beach

DREAM SPORTING EVENT TO ATTEND:

Any world cup match

FAVORITE MOVIE:

The Dark Knight

HIDDEN TALENT:

Can draw

FAVORITE EMOJI:

Laughing face

FAVORITE ATHLETE FROM ANOTHER SPORT:

Lionel Messi

PET PEEVE:

Obnoxious people



RYAN BATES OFFENSIVE LINEMAN

71

6-4 **302** **ROOKIE**

FEBRUARY 14, 1997 (AGE 23)

WARMINSTER, PA

ARCHBISHOP WOOD HS

PENN STATE

TRADE: 2019 (PHI)



SHOUTOUTS

- Played in 8 regular season games as a rookie for the Bills in 2019, taking 78 snaps on offense.
- Garnered his most playing time in regular season finale vs. NYJ (12/29/19) with 57 offensive snaps.
- Saw his first NFL action for the Bills at Ten. (10/6/19).
- Played in 37 career games at Penn State (2016-18), including 12 starts (nine at left tackle and three at right tackle) in 2018.
- Earned third-team All-Big Ten Honors in 2018.
- Selected to Pro Football Focus National and Big Ten Teams of the Week (9/8/18).
- Started all 14 games as a redshirt freshman in 2016 and earned Freshman All-American honors by the Football Writers Association of America and USA Today. Blocked for Big Ten Offensive player of the year Saquon Barkley.
- Won back-to-back PIAA Class AAA state titles in 2013 and 2014 at Archbishop Wood High School.
- Began playing football in the 5th grade for the Bucks-Mont Saints.

FIRST-AND-10

RYAN BATES is in his 2nd season in Buffalo after being acquired by the Bills in a trade with Philadelphia for DE Eli Harold on August 9, 2019. He entered the NFL with the Eagles as an undrafted free agent out of Penn State in 2019.

IF YOU HAVEN'T 'HERD'

LIFE LESSONS

Bates credits his high school offensive line coach, Mike Carey, for the lessons learned at Archbishop Wood. "He taught me a lot about life," Bates said. "Way more than just football. He talked to me about resiliency, discipline and he just believed in me. We still text and talk." He also took good notes while playing in Philadelphia in 2019. He spoke about the little things All-Pro lineman Jason Peters would point out to him. "Things like where your inside hand needs to be or where to plant your outside foot. All the small but important details."

UPLIFTING ATHLETES

Works with Uplifting Athletes, a charity that helps raise awareness and funds for children battling rare diseases. "I love that they have a direct effect on helping kids who can't afford treatment. I began working with Athletes Helping Athletes in high school and volunteered as a freshman at Penn State with Uplifting Athletes. Penn State football takes great pride in it."

PERSONAL

Son of Norman Bates and Theresa Strocen-Bates. Has a sister, Anna. His uncle, Doug Macauley, played football at Tulsa. Hobbies include hunting and fishing. Earned degree in labor and employment relations.

GAMES PLAYED/STARTED

2019 (Buf, 8/0) ... Totals (8/0) ... Playoffs: 2019 (Buf, 0/0)



RYAN BATES

OFFENSIVE LINEMAN

71

THE STAMPEDE

FAVORITE LATE NIGHT SNACK:

Honey Nut Cheerios

FIRST JOB:

A camp counselor at Camp Real in Pennsylvania

FAVORITE APP:

Apple Music

TOP BUCKET LIST ITEM:

Go to Oktoberfest in Germany

FAVORITE MUSICAL ARTIST:

Dierks Bentley

FAVORITE BOOK:

Green Eggs and Ham by Dr. Seuss

FAVORITE BUFFALO RESTAURANT:

Mulberry

FAVORITE VACATION SPOT:

Key West, FL

FAVORITE FOOD:

Chicken wings. Two favorite places: Bar Bill and New Britain Inn in Pennsylvania

FAVORITE MOVIE:

Step Brothers



COLLECTS:

Coasters from bars and restaurants I visit

FAVORITE PLAYER GROWING UP:

Brian Westbrook

FAVORITE CARTOON:

Sponge Bob

DREAM SPORTING EVENT TO ATTEND:

Championship basketball game of NCAA Final Four

IF YOU COULD PLAY ANY OTHER SPORT:

Power forward for the 76ers

MOST MEMORABLE GAME PLAYED:

At Iowa in 2017. We were down by 4 points late and we had a two-minute drive to win the game on a last second touchdown.



COLE BEASLEY

WIDE RECEIVER

11

5-8 **174** **8TH YEAR** 

APRIL 26, 1989 (AGE 31)



LITTLE ELM, TEXAS



LITTLE ELM HS



SOUTHERN METHODIST



FREE AGENT: 2019

SHOUTOUTS

- Finished the 2019 season with 67 catches, 778 receiving yards and 6 touchdowns. His receiving yards and touchdowns both marked career highs.
- Career stats: 4,049 career yards, 386 receptions, 29 touchdowns.
- Against his former team, Beasley tallied six catches for 110 yards and a touchdown (at Dal., 11/28/19). The 110 yards fell just two yards short of his career-high (112) and was his most in a Bills uniform.
- Since entering the league in 2012, Beasley is ranked third with 386 receptions and fifth with 4,049 receiving yards amongst all undrafted players.
- Has played in six playoff games totaling 19 receptions for 233 yards.
- Amongst all receivers with at least 150 receptions since 2012, Beasley ranks sixth in the NFL with a catch percentage of 69.4%.
- Led the Bills in receiving yards (108) at NE, which marked his second game over 100 yards in 2019 (career high).
- Had a career-high 112 receiving yards vs. Phi (11/8/15).



FIRST-AND-10

COLE BEASLEY joined the Bills in 2019 after spending the first seven seasons of his career with the Dallas Cowboys. He entered the NFL as an undrafted free agent with the Dallas Cowboys in the 2012 NFL Draft.

IF YOU HAVEN'T 'HERD'

MUSICAL TALENTS

Outside of football, Beasley takes a large interest in music. He started a record label called 'ColdNation' and released his first single, "80 Stings," in 2017. In May of 2018, Beasley released a full rap album titled "The Autobiography."

Beasley first got into rapping in high school for fun, then purchased an audio program with his first stipend check in college. He later started writing his own music while continuing to pursue a career in football.

"I simply want to make music for the people who are constantly searching for something new to hear," Beasley wrote in a statement after releasing his first single. "My goal is to reach music lovers all over the world. I put my all into it like I do everything else. I hope you enjoy it as much as I enjoyed creating it. There is only one way to live and you only get one chance."

In an effort to support the Black Lives Matter movement, Beasley announced in June 2019 that all streams from his song "United Hates of America" would be donated to 9inety-10 nonprofit, which introduces underprivileged kids and athletes to health wellness through sports and proper exercise.

PERSONAL

Beasley and his wife Kyrstin have two boys, Ace and Everett, and a daughter, Jovie. While attending SMU, studied Sociology.



IF YOU HAVEN'T 'HERD'



FAMILY MAN

Beasley and his wife Kyrstin have three children - Ace, Everett and Jovie. The family recently built a ranch in Junction, Texas, to enjoy in their free time with extended family, as well.

"That's where all the deer are at," Beasley told the Buffalo News. "That was the dream from the beginning, really. That's what I said I was going to do when I got my first decent contract. It's just a really cool deal for our family. We've enjoyed it so much."

HIS FATHER'S SON

When asked who the biggest influence on his life and career has been, Beasley was quick to answer his father, Mike.

"He's been a mentor for me my whole life," Beasley said. "He was my high school coach, but he's been my teacher throughout my entire life."

Beasley hopes to be the same for his children as Mike is for him, listing his proudest achievement as being a father.

THE STAMPEDE

NICKNAMES:

Bease

BEST ADVICE YOU'VE BEEN GIVEN:

Stay in the moment.

TOP OF BUCKET LIST:

To have a bucket list

FAVORITE MOVIE:

The Incredibles

FAVORITE APP:

Door Dash or Instacart

FAVORITE SHOW:

Breaking Bad or Game of Thrones

HOBBIES:

Music

FAVORITE FOOD:

Likes everything

LATE NIGHT SNACK:

Milk and Oreos

FAVORITE CARTOON CHARACTER:

Scooby Doo

FIRST JOB:

Mowing Lawns

FIRST SPORTS JERSEY:

Kobe Bryant



IF YOU COULD PLAY ANOTHER SPORT:

Basketball - compares game to Jason Williams

OWN A BUSINESS:

Record Label

FAVORITE VACATION SPOT:

Hunting ranch

FAVORITE BOOK:

The Champion's Mind by Jim Afremow

FIRST JOB:

Mowing lawns

STRANGEST THING ORDERED OFF THE INTERNET:

A Buffalo hide

A SKILL YOU'D LIKE TO LEARN:

Play the piano

HIGH SCHOOL SPORTS:

Football, basketball, baseball



COLE BEASLEY WIDE RECEIVER

11

COLE BEASLEY'S NFL REGULAR SEASON RUSHING/RECEIVING STATISTICS

DATE	TEAM	GP	GS	RECEIVING					RUSHING				
				NO.	YDS	AVG	LG	TD	NO.	YDS.	AVG.	LG	TD
2012	Cowboys	10	0	15	128	8.5	20	0	0	0	0.0	0	0
2013	Cowboys	14	3	39	368	9.4	23	2	0	0	0.0	0	0
2014	Cowboys	16	2	37	420	11.4	45†	4	0	0	0.0	0	0
2015	Cowboys	16	3	52	536	10.3	30	5	0	0	0.0	0	0
2016	Cowboys	16	6	75	833	11.1	47	5	1	7	7.0	7	0
2017	Cowboys	15	4	36	314	8.7	54	4	0	0	0.0	0	0
2018	Cowboys	16	4	65	672	10.3	32†	3	0	0	0.0	0	0
2019	Bills	15	10	67	778	11.6	51	6	0	0	0.0	0	0
TOTALS		118	32	386	4,049	10.5	54	29	1	7	7.0	7	0

COLE BEASLEY'S NFL POSTSEASON RECEIVING STATISTICS

DATE	TEAM	GP	GS	RECEIVING				
				NO.	YDS	AVG	LG	TD
2014	Cowboys	2	0	7	101	14.4	19	0
2016	Cowboys	1	0	4	45	11.3	18	0
2018	Cowboys	2	0	4	43	10.8	15	0
2019	Bills	1	1	4	44	11.0	21	0
TOTALS		6	1	19	233	12.3	21	0

COLE BEASLEY'S NFL REGULAR SEASON RETURN STATISTICS

DATE	TEAM	KICKOFF RETURNS					PUNT RETURNS					
		RET.	YDS.	AVG.	LG	TD	NO.	FC	YDS	AVG	LG	TD
2012	Cowboys	0	0	0.0	0	0	0	0	0	0.0	0	0
2013	Cowboys	1	11	11.0	11	0	10	3	68	6.8	14	0
2014	Cowboys	0	0	0.0	0	0	0	0	0	0.0	0	0
2015	Cowboys	0	0	0.0	0	0	12	17	69	5.8	22	0
2016	Cowboys	0	0	0.0	0	0	3	9	3	1.0	3	0
2017	Cowboys	0	0	0.0	0	0	2	5	19	9.5	15	0
2018	Cowboys	1	8	8.0	8	0	11	18	61	5.5	14	0
2019	Bills	0	0	0.0	0	0	0	0	0	0.0	0	0
TOTALS		2	19	9.5	11	0	38	52	220	5.8	22	0



NATE BECKER

TIGHT END

84

6-5 264 1st YEAR 

MARCH 24, 1996 (AGE 24)

 CARMEL, IN

 CARMEL HS

 MIAMI (OH)

 FA: 2019

SHOUTOUTS

- Spent the 2019 season on the Bills practice squad.
- Appeared in 35 career games for the RedHawks.
- Played in and started all 11 games as a senior as he totaled a career-high 13 catches for 154 yards and one touchdown.
- Tallied a career-high in receiving yards (40) against Marshall (9/1/18) and then recorded his career-long reception of 24 yards at Buffalo (10/20/18).
- Following the 2018 season, was awarded the Redhawks 'Offensive Big Skill Player of the Year' and the team's 'Strength Award.'

STAMPEDE

Favorite movie?

The Departed

Favorite TV show?

Breaking Bad

Favorite book?

Make Your Bed by William H. McRaven

Advice to younger self?

Stay the course and always do your best at everything you do



FIRST-AND-10

NATE BECKER enters his second season with the Bills in 2020 after signing with the team as a rookie out of Miami (Ohio). Becker originally entered the NFL with the Detroit Lions in 2019 as an undrafted free agent.

IF YOU HAVEN'T 'HERD'

THE WALK-ON

The biggest obstacle that Becker has had to overcome in his football career so far was having no college offers coming out of high school and being determined to show he belonged at the Division I level.

After deciding to enroll as a walk-on at Miami (OH), Becker set to work in taking advantage of every opportunity he could to prove to his teammates and coaches that he deserved to be there.

After redshirting the entire 2014 season, Becker showed enough during practices to earn a scholarship before the 2015 season and he didn't look back, as he would start 10 games in his first season getting playing time.

Becker used those early experiences as a walk-on later in his college career when he became one of the leaders on the team.

Setting the tone by winning the team's Strength Award in back-to-back off-seasons, Becker focused on helping all of his teammates be the best they could be and it's a mindset that he has carried over in to his time in the NFL.

PERSONAL

The son of Kenneth and Heidi Becker, he has one younger sister and one younger brother. Graduated with a degree in sports management from Miami (OH).



EVAN BOEHM OFFENSIVE LINEMAN

64

6-3 **321** **5th YEAR**

AUGUST 19, 1993 (AGE 26)



LEE'S SUMMIT, MO



LEE'S SUMMIT WEST HS



MISSOURI



FREE AGENT: 2020

SHOUTOUTS

- Throughout four-year career, has played in 55 games while starting in 21 of those appearances.
- Played in 13 games with 8 starts, 3 at center and 5 at right guard, with Miami in 2019.
- Appeared in 11 games with four starts at center for Indianapolis in 2018.
- In 2017, played in 15 games with 8 starts at right guard for the Cardinals.
- Played in all 16 games with 1 start at right guard in 2016 for the Cardinals.
- Made his first NFL start at right guard at LAR (1/1/17), where he helped protect QB Carson Palmer, who threw three touchdowns in Cardinals win over the Rams.
- In college at Missouri, set a school record with 52 consecutive starts throughout four-year career.
- His 52 consecutive starts marked the 4th-best active streak in the nation when his collegiate career ended in 2015.



FIRST-AND-10

EVAN BOEHM is entering his fifth season in the NFL and his first in Buffalo after spending the 2019 season in Miami and the 2018 season in Indianapolis. Originally selected in the fourth round of the 2016 NFL Draft by Arizona, Boehm spent the first two seasons of his career as a Cardinal.

IF YOU HAVEN'T 'HERD'

MULTI-SPORT ATHLETE

Boehm's footwork and balance derives from playing multiple sports as a child. He wrestled, played soccer and threw the discus which all translated on the field.

As a senior at Lee's Summit West, Boehm was so dominant, he became the first offensive lineman to win the Simone Award, given to the best high school player in the Kansas City metropolitan area.

ESPN ranked Boehm as the No. 2 guard in the nation and to this day, Boehm says his wrestling experience helps on the football field.

"I didn't start playing football until seventh grade (because) I was a soccer player," Boehm said to MiamiDolphins.com. "So you put the footwork and the balance from wrestling into what I'm doing now, I'm always bending my knees in a wrestling stance trying to find a leverage, trying to find something staying balanced. It's the same thing in the offensive line. It's finding that leverage."

PERSONAL

The son of Royce and Teresa Boehm, Evan is married to his wife, Ashley. Last name is pronounced "BAME" (rhymes with 'name').

GAMES PLAYED/STARTED

2016 (Arz, 16/1), 2017 (Arz, 15/8), 2018 (Ind, 11/14), 2019 (Mia, 13/8) ... Totals (55/21). Playoffs: 2018 (Ind, 2/0) ... Totals (2/0).



EVAN BOEHM

OFFENSIVE LINEMAN

64

THE STAMPEDE

FAVORITE VIDEO GAME:

Call of Duty

FIRST JOB GROWING UP:

Painting houses in the summer with his Dad

NICKNAMES:

Moose

FAVORITE FOOD:

French Fries

FAVORITE MOVIE:

Dumb & Dumber

FAVORITE BOOK:

Friday Night Lights

BIGGEST PET PEEVE:

The sound of someone eating corn on the cob.

FAVORITE BAND:

Zac Brown Band

LATE NIGHT SNACK:

Peanut M&M

BEST ADVICE THAT HE'S BEEN GIVEN:

Work hard and eventually all of the dominoes will fall in to place

FAVORITE TV SHOW:

The Office

**ADVICE HE WOULD GIVE TO HIS YOUNGER SELF:**

Just be yourself

FAVORITE HOBBY AWAY FROM FOOTBALL:

Golf

FIRST JERSEY:

Brad Smith

PLAYER YOU HAVE LEARNED THE MOST FROM

Matt Slauson from his time with the Colts

DREAM SPORTING EVENT:

The Masters

HIDDEN TALENT:

Shot Put and Discus

FAVORITE VACATION SPOT

Cancun

FAVORITE APP:

SiriusXM

PROUDEST ACHIEVEMENT:

Marrying his wife



IKE BOETTGER

GUARD

65

6-6 **313** **3RD YEAR** 

OCTOBER 5, 1994 (AGE 25)



CEDAR FALLS, IOWA



CEDAR FALLS HS



IOWA



WAIVERS: 2018

SHOUTOUTS

- Saw his first NFL action in week 13 at Mia. (12/2/18), coming in at right guard.
- Played in 4 games during the 2018 season and 2 in 2019.
- Received an honorable mention All-Big Ten by Big Ten coaches and media and Comeback Player of the Year during his 2016 campaign.

THE STAMPEDE

Any hidden talents?

Can dunk

Favorite Buffalo restaurant?

Buffalo Chophouse

Favorite app outside of social media?

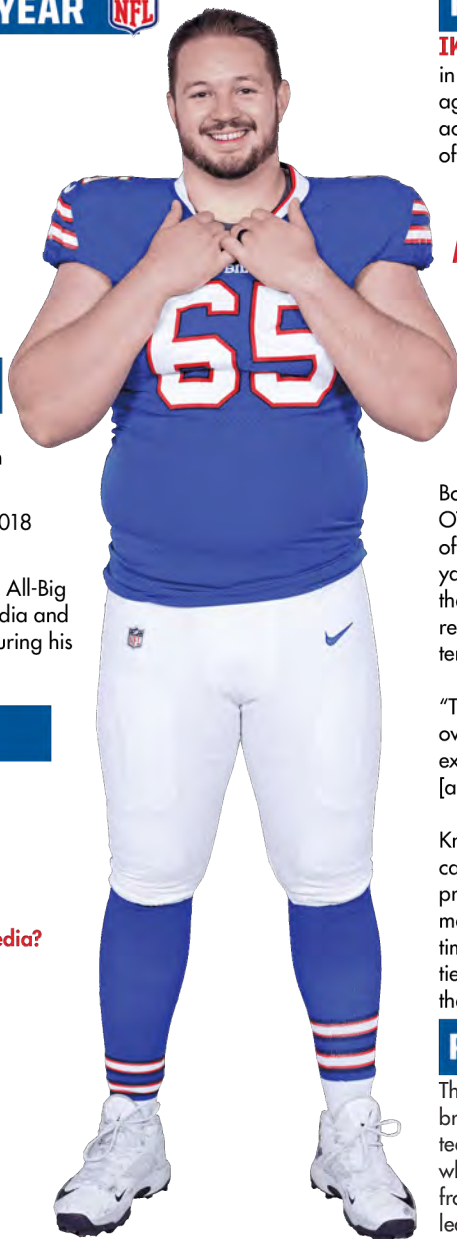
Door Dash

Proudest achievement outside of football?

Getting married in March 2019

Favorite musical artist?

Eric Church



FIRST-AND-10

IKE BOETTGER is entering his third season in Buffalo in 2020. A 2018 undrafted free agent, Boettger spent time on the Chiefs active roster in 2018 before being claimed off waivers for the Bills.

IF YOU HAVEN'T 'HERD'

A SECOND CHANCE

Boettger saw a prosperous 2016 season, garnering praise from media and was rewarded with a spot on his team's leadership group, one of only seven juniors to do so. As the 2017 Hawkeyes season started, nothing but optimism was on the horizon.

Boettger started at right tackle in a 44-41 OT win at Iowa State, the second game of the season, as the offense gained 497 yards. However, he was forced to leave in the second half due to injury and missed the remainder of the season with an Achilles tendon tear.

"That was the biggest obstacle I had to overcome. [The rehab] was longer than I expected, but it was ahead of schedule for [an] Achilles injury," Boettger said.

Knowing that the injury would end his career at Iowa, Ike worked hard in order to prove himself to NFL teams. He impressed many at Iowa's pro day, boasting a 3-cone time of 7.45 seconds, which would have tied for fifth among all offensive linemen at the NFL combine.

PERSONAL

The son of Tim and Kris Boettger and brother of Adrienne. Wife, Katie, is a teacher and the couple has a son, Clay, who was born in March 2020. Graduated from Iowa with a degree in enterprise leadership in the spring of 2017.

GAMES PLAYED/STARTED

2018 (Buf, 4/0), 2019 (Buf, 2/0) ... Totals (6/0).



COREY BOJORQUEZ

PUNTER

9

6-0 **208** **3RD YEAR** 

SEPTEMBER 13, 1996 (AGE 23)

 **BELLFLOWER, CA**

 **MAYFIELD HS**

 **NEW MEXICO**

 **FREE AGENT: 2018**

SHOUTOUTS

- He finished the 2019 season ranked first in the NFL with a 4.56 average hang time on punts.
- Ended the 2019 season with 34 inside-20 punts, which is a team record.
- Recorded a career-long 67-yard punt vs. Bal (12/8/19).
- Recorded a 64-yard punt and also recorded a career-high 49.8 net punt average vs. Cle. (11/10/19).
- By recording two inside-20 punts at NE (12/22/19), he has recorded at least one inside-20 punt in 24 consecutive games.
- Recorded four punts over 50 yards in his NFL debut at Bal. (9/9/18), the most ever by a Bills punter in their first game.
- Placed five of his six punts at Min. (9/23/18) inside the Vikings 20-yard line.
- Finished his two-year career at New Mexico totaling 116 punts for 5,237 yards, for an average of 45.1 yards per punt.
- Named 2016 Mountain West All-Academic Team.



FIRST-AND-10

COREY BOJORQUEZ (bo-HOR-kez) joined the Bills after a brief stint with the New England Patriots. Appeared in 24 games for the Bills after spending the 2018 offseason as a member for the Patriots.

IF YOU HAVEN'T 'HERD'

STANDOUT SENIOR YEAR

Bojorquez put together a stellar season in his final year at New Mexico University.

On the way to earning Honorable Mention All-America honors and being named First Team All-Mountain West, Bojorquez set the New Mexico record for single season average with 47.3 yards per punt, which was good for fourth in the nation.

Against Colorado State, Bojorquez set New Mexico single-season records with a 57.7 yards per punt average and a net average of 64.7 yards.

He set a school record with four punts over 70 yards during the season, topped by a career-high with a booming 78-yarder.

He was only the second punter in school history to garner All-America honors, joining Tyler Gaus in 2002. He was New Mexico's first All-America selection overall since Carlos Wiggins in 2013.

Bojorquez also left New Mexico as the Lobos career leader with an average of 45.1 yards per punt.

PERSONAL

Born September 13, 1996, Corey is the son of Ivan and Brandy Bojorquez. He has three siblings: Levi, Moz and Bela. Corey graduated with a degree in liberal arts from New Mexico University.



COREY BOJORQUEZ PUNTER

9

IF YOU HAVEN'T 'HERD'



PATIENT WITH THE PROCESS

Corey didn't have the easiest path to the NFL. Upon graduating high school, he didn't receive any offers to punt. Instead of giving up, he decided to attend Cerritos Junior College in Norwalk, CA. During his freshman year he helped his team win the Golden State Bowl Championship. His sophomore year, he took his game to another level and earned First Team All-America, First Team All-State and First Team All-Conference honors. His performance landed him offers with New Mexico, Indiana State and Concordia College.

COLLECTING CARS

Corey's passion for collecting cars started before he was even born. His father owned a '65 Mustang, however he unfortunately got in a car accident before Corey was born. When Corey turned 17, his father told him he could pick any car that fit within their budget. Instead of going with a car that you typically see on the street, Corey turned back the clock and bought a '66 Mustang from a family friend who gave them a family discount. Corey plans on purchasing a '60 Corvette, '66 Chevelle, '69 Camaro and a '71 Barracuda.

THE STAMPEDE

NICKNAMES:

Golden Boy Bojo

IF YOU COULD PLAY ANOTHER SPORT:

Baseball. I would compare my game to Matt Kemp

FAVORITE MUSICAL ARTIST:

The Eagles

FAVORITE TEAM AS A KID:

Rooted for the LA Dodgers and the 49ers

FAVORITE MEAL:

Seafood

FIRST JOB GROWING UP:

Grandpa's print shop at 11 years old

PET PEEVE:

Laziness

FAVORITE MOVIE:

Star Wars

BIGGEST OBSTACLE YOU'VE HAD TO OVERCOME:

Uphill battle trying to get noticed by NFL coaches

WATCHING ONE PERSON IN CONCERT, DEAD OR ALIVE, WHO WOULD IT BE?

Jimi Hendrix



SPORTING EVENT YOU'D WANT TO ATTEND:

World Series

FAVORITE TV SHOW:

The Office

PROUDEST ACHIEVEMENT:

Graduating college with a degree in Liberal Arts

FAVORITE BUFFALO RESTAURANT:

The Bar Bill Tavern

VACATION SPOT:

Hawaii

FAVORITE OLYMPIC SPORT TO WATCH:

Snowboarding

FIRST SPORTS JERSEY:

Jeff Garcia



COREY BOJORQUEZ

PUNTER

9

COREY BOJORQUEZ'S NFL REGULAR SEASON PUNTING STATISTICS

DATE	TEAM	GP	NO.	YDS.	AVG.	OPP. RET.	YDS.	NET YDS.	AVG.	TB	IN20	LG	BK
2018	Bills	8	46	2,028	44.1	20	137	1,811	38.5	4	22	60	1
2019	Bills	16	79	3,313	41.9	18	157	3,016	37.7	7	34	67	1
TOTALS		24	125	5,341	42.7	38	294	4,827	38.0	11	56	67	2

COREY BOJORQUEZ'S NFL POSTSEASON PUNTING STATISTICS

DATE	TEAM	GP	NO.	YDS.	AVG.	OPP. RET.	YDS.	NET YDS.	AVG.	TB	IN20	LG	BK
2019	Bills	1	4	179	44.8	1	11	148	37.0	1	1	56	0
TOTALS		1	4	179	44.8	1	11	148	37.0	1	1	56	0

SINGLE-GAME HIGHS: PUNTER

Punts

8 at Green Bay Packers, Sep 30, 2018

Gross Punting Yards

397 at Baltimore Ravens, Sep 09, 2018

Gross Punting Avg

50.0 at Tennessee Titans, Oct 06, 2019

Net Punting Yards

343 at Baltimore Ravens, Sep 09, 2018

Net Punting Avg

49.8 at Cleveland Browns, Nov 10, 2019

Longest Punts

67 vs. Baltimore Ravens, Dec 08, 2019

Inside the 20

5 at Minnesota Vikings, Sep 23, 2018

Pass Attempts

1 vs. Tennessee Titans, Oct 07, 2018

Rush Attempts

1 at Baltimore Ravens, Sep 09, 2018



IKE BROWN

CORNERBACK

38

6-0 **185** **ROOKIE** 

APRIL 25, 1998 (AGE 22)

 **TAMPA, FLORIDA**

 **TAMPA BAY TECH**

 **FIU**

 **UDFA: 2020**



SHOUTOUTS

- Played in 41 games during four seasons at FIU, logging 85 tackles, 4.5 tackles for loss, 5 interceptions, 29 passes defended and 1 fumble recovery.
- Had a career-high 10 passes defended and 3 interceptions during his freshman season in 2016.
- Named to the 2019 Phil Steele Preseason All-Conference USA Fourth Team.
- Tied a career-high with nine tackles at Louisiana Tech (9/20/19).
- Started in all 12 games he appeared in during his senior season in 2019.
- Posted a single-game career-high 2 pass breakups on three separate occasions.
- Returned in interception 45 yards for a touchdown at Old Dominion (1/26/16).
- Posted a career-high 39 tackles, including 3 for loss, during the 2019 season.
- Logged 7 passes defended for FIU in both 2018 and 2019.
- In high school, named a 2015 All-Hillsborough County Honorable Mention honoree.

FIRST-AND-10

IKE BROWN is entering his first season in Buffalo after spending four seasons at Florida International (2016-19). He was signed by the Bills as an undrafted free agent following the 2020 draft.

IF YOU HAVEN'T 'HERD'

BETTER THAN EVER BEFORE

In the midst of a stellar 2017 season, Brown came down from a catch wrong and snapped his collar bone. He thought he could power through the pain and attempted to keep playing until a trainer felt that his collar bone was broken.

Instead of pouting about lost time, Brown used the injury as a time to watch more film and work on anything he could to become a better player.

"I got bigger, faster and stronger," Brown told the Miami Herald. "I also watched a lot of game film, taking mental reps."

His mental reps paid off as he was able to come back for standout junior and senior seasons.

PLAYING FOR MORE

Brown does not need to look far for motivation, as his drive comes from his four year old son, Isiah.

"He reminds me to look at the bigger picture," Brown said. "He's the reason I do what I do."

PERSONAL

Adopted by his aunt, Myiosha. Has 14 siblings. Has a son, Isiah, who was born in 2016. Majored in Sports Management at FIU.



THE STAMPEDE

FAVORITE ATHLETE:

Kobe Bryant

MOST MEMORABLE GAME:

FIU vs. Miami - FIU beat Miami in an upset

NICKNAMES:

Ike

FAVORITE MEAL:

Chicken and fries

FAVORITE CARTOON:

Spongebob

FIRST JOB:

McDonalds

HIGH SCHOOL SPORTS:

Football and track

FAVORITE BOOK:

Mind Gem

FAVORITE CEREAL:

Cookie Crisps

PREGAME RITUAL:

Reminisce about routine he once shared with teammate who passed ago. Tries to listen to a song they liked.

FAVORITE APP:

Subway Surfers

**ADVICE HE WOULD GIVE TO HIS YOUNGER SELF:**

Eliminate all distraction

PROUDEST ACHIEVEMENT OUTSIDE OF FOOTBALL:

Potty training his son

LITTLE KNOWN FACT:

Can play piano and drums

FAVORITE PLAYERS**GROWING UP:**

Michael Vick, Deion Sanders, Shawn Taylor

FAVORITE MOVIE:

Nothing to Lose

FAVORITE VACATION SPOT:

Bahamas

SUPERPOWER YOU'D LIKE:

Mind reading

FAVORITE EMOJI:

His own gif

PET PEEVE:

Stretching the truth



JOHN BROWN

WIDE RECEIVER

15

5-11

178

7th YEAR



APRIL 3, 1990 (AGE 30)



HOMESTEAD, FA



HOMESTEAD HS



PITTSBURG STATE



FA: 2019

SHOUTOUTS

- Finished the 2019 season totaling career-highs with 72 receptions for 1,060 receiving yards. This marked the second time in Brown's career where he totaled over 1,000 receiving yards in a season (2015). He also finished the season ranked 9th in the AFC in receiving yards.
- He threw a 16-yard TD in the 2019 AFC Wild Card game vs. Hou (1/4/20), which made him the first Bills non-QB to do so in the playoffs.
- Brown is the first Bill to post 50+ receiving yards and at least four receptions in each of the Bills first 10 games of a season.
- He totaled seven receptions for 99 yards at Pit. (12/15/19). He is the first Bills receiver since Lee Evans in 2006 to eclipse 1,000 receiving yards by Week 14.
- Brown recorded nine receptions for 137 yards and two TDs vs. Mia. (11/17/19). This is the 8th time in his NFL career with 100+ receiving yards.
- Of his 72 receptions during the 2019 season, 53 resulted in first downs (73.6%) which ranked 8th in the AFC.



FIRST-AND-10

JOHN BROWN entered the NFL in 2014 as a third round pick (91st overall) of the Arizona Cardinals out of Pittsburg State. Brown spent the 2014-17 seasons in Arizona and the 2018 season with the Baltimore Ravens.

IF YOU HAVEN'T 'HERD'

A PROMISE KEPT

Brown had one scholarship offer coming out of high school from the Division II Mars Hill University. The receiver, who was nicknamed 'Smokey' by his grandmother's boyfriend, transferred from Mars Hills to Coffeyville Community College before signing with Pittsburg State.

A day after signing with the Gorillas, Brown tragically lost his brother James Walker, nicknamed 'J-Walk,' who had been battling gunshot wound injuries. He wanted to quit, but remembered the promise he made to J-Walk to make it to the NFL and take care of their mother.

In his first game at Pittsburg State, he scored a touchdown on a punt return. Smokey went on to be a third round draft pick in 2014 and has made true on his promise to his late brother.

"As soon as I crossed the goal line, I pointed up to the sky and thanked James for helping me get there -- to the end zone, to Pittsburg State, to the game of football," Brown wrote in a revealing essay for The Players Tribune. "None of it would have been possible without him."

PERSONAL

The son of Cassandra Brown, he majored in General Studies while at Pittsburg State. He has three daughters, Caia, Raya and Ryli.



IF YOU HAVEN'T 'HERD'



GAME WINNING TOUCHDOWN

Brown's welcome to the NFL moment happened in Week 8 of his rookie season vs. the Philadelphia Eagles. With 1:33 left in the 4th quarter and the Cardinals trailing 20-17, Brown caught a 75-yard touchdown, which would end up becoming the game winning touchdown. After making the catch, Brown would then go on to show off his impressive dance moves. Brown claims this is the most memorable game he has ever played in. This 75-yard game-winning touchdown is still Brown's longest career catch.

THINGS DON'T COME OVER NIGHT

Brown's path to the NFL was unusual compared to most. He was forced to transfer after some academic troubles and earned a scholarship at Pittsburg State where he would become the all-time leader in receptions (185), receiving yards (3,380) and receiving touchdowns (34). His 3,380 receiving yards ranks fifth in MIAA history. His hard work paid off as he was drafted in the third round of the 2014 NFL Draft from a Division II school. If Brown could give advice to his younger self, it would be to "continue to work at it because things don't come overnight."

THE STAMPEDE

FAVORITE BOOK:

Becoming Michelle Obama

DO YOU HAVE ANY

UNIQUE TALENTS:

Can perform back flips

FAVORITE MUSICAL ARTIST:

J. Cole

WHAT PLAYER HAVE YOU LEARNED THE MOST FROM IN THE NFL:

Larry Fitzgerald

FAVORITE MEAL:

Lasagna

BIGGEST PET PEEVE:

Complete silence when it is time to go to sleep

FAVORITE VACATION SPOT:

Jamaica

FAVORITE MOVIES:

Friday and Scarface

WHO WERE YOUR FAVORITE PLAYERS AND TEAMS GROWING UP:

LeBron James, Oakland Raiders and the Tennessee Titans

IF YOU COULD SEE ANYONE IN CONCERT:



Bob Marley

SPORTING EVENT HE'D WANT TO ATTEND:

WBC Heavyweight Championship

PROUDEST ACHIEVEMENT:

Having and raising his three daughters

FAVORITE TV SHOW:

Martin

FAVORITE MOMENT AS A BILL:

Greeted at the airport with buffalo wings by fans

WHAT IS YOUR FAVORITE NIGHT SNACK FOOD:

Honey buns



JOHN BROWN'S NFL REGULAR SEASON RUSHING/RECEIVING STATISTICS

DATE	TEAM	GP	GS	RECEIVING					RUSHING				
				NO.	YDS	AVG	LG	TD	NO.	YDS.	AVG.	LG	TD
2014	Cardinals	16	5	48	696	14.5	75f	5	3	-6	-2.0	2	0
2015	Cardinals	15	11	65	1,003	15.4	68	7	3	22	7.3	13	0
2016	Cardinals	15	6	39	517	13.3	30f	2	1	10	10.0	10	0
2017	Cardinals	10	5	21	299	14.2	52	3	1	10	10.0	10	0
2018	Ravens	16	15	42	715	17.0	71	5	3	4	1.3	3	0
2019	Bills	15	15	72	1,060	14.7	53f	6	2	7	3.5	4	0
TOTALS		87	57	287	4,290	14.9	75f	28	13	47	3.6	13	0

JOHN BROWN'S NFL POSTSEASON RUSHING/RECEIVING STATISTICS

DATE	TEAM	GP	GS	RECEIVING					RUSHING				
				NO.	YDS	AVG	LG	TD	NO.	YDS.	AVG.	LG	TD
2014	Cardinals	1	0	4	34	8.5	21	0	0	0	0.0	0	0
2015	Cardinals	2	2	7	105	15.0	21	0	1	2	2.0	2	0
2018	Ravens	1	1	2	14	7.0	9	0	0	0	0.0	0	0
2019	Bills	1	1	4	50	12.5	28	0	0	0	0.0	0	0
TOTALS		5	4	17	203	11.9	28	0	1	2	2.0	2	0

SINGLE-GAME HIGHS: RUSHING/RECEIVING

Rush Attempts 2 vs. Cincinnati Bengals, Nov 22, 2015
Rushing Yards 13 vs. St. Louis Rams, Oct 04, 2015
Longest Runs 13 vs. St. Louis Rams, Oct 04, 2015
Receptions 10 vs. Los Angeles Rams, Oct 02, 2016
Receiving Yards 196 at Pittsburgh Steelers, Oct 18, 2015
Longest Receptions 75f vs. Philadelphia Eagles, Oct 26, 2014
Receiving TDs 2 at Miami Dolphins, Nov 17, 2019
All-purpose yards 196 at Pittsburgh Steelers, Oct 18, 2015
Kickoff Returns 1 at Buffalo Bills, Sep 25, 2016

Kickoff Return Yards 51 at Buffalo Bills, Sep 25, 2016
Longest Kickoff Return 51 at Buffalo Bills, Sep 25, 2016
Fair Catches 3 vs. Tampa Bay Buccaneers, Sep 18, 2016
Punt Return Yards 36 at Minnesota Vikings, Nov 20, 2016
Longest Punt Return 32 at Minnesota Vikings, Nov 20, 2016
Punt Returns 4 at San Francisco 49ers, Oct 06, 2016
Miscellaneous Tackles 2 at San Francisco 49ers, Dec 28, 2014
Most TDs 2 at Miami Dolphins, Nov 17, 2019



VERNON BUTLER

DEFENSIVE TACKLE

94

6-4 330 5TH YEAR 

JUNE 14, 1994 (AGE 25)



SUMMIT, MS



NORTH PIKE HS



LOUISIANA TECH



FREE AGENT: 2020

SHOUTOUTS

- A first round draft pick of the Panthers in 2016 (30th overall), spent his first four NFL seasons in Carolina.
- In 52 career regular season games with Carolina (2016-19), accumulated 77 tackles, 8 sacks, 3 forced fumbles and 2 fumble recoveries.
- Registered career highs in sacks (6) and tackles (32) for the Panthers in 2019.
- Posted a career-high two sacks and two forced fumbles of Jameis Winston in a win at TB (10/13/19).
- As a rookie in 2016, became the second player in Panthers history to record two blocked field goals in the same season. The other player was Julius Peppers, who did it in 2006 and 2007.
- Recorded first career sack in NFL debut at Den. (9/8/16), dropping quarterback Trevor Siemian for a nine-yard loss.
- Played in 48 games (28 starts) at Louisiana Tech with 170 tackles, 29.5 tackles for loss, five sacks, nine quarterback pressures, one forced fumble, two fumble recoveries and three passes defended.



FIRST-AND-10

VERNON BUTLER came to the Bills in 2020 after signing a two-year contract as an unrestricted free agent. A first round draft choice of Carolina in 2016 from Louisiana Tech, the 330-pound defensive tackle spent his first four NFL seasons with the Panthers.

IF YOU HAVEN'T 'HERD'

FATHER FIGURE

Butler's father, Vernon Butler Sr. was a shooting guard at Northeastern Louisiana from 1981-83 and helped them make the NCAA tournament in 1982. He played against future NBA Hall of Famers Karl Malone and Joe Dumars, and says his son was a good basketball player, too. But he was better at football.

"When he was in Pee Wee, he was dominating. He was playing D-tackle when he was in the fifth grade," Butler Sr. told Joe Person in an article that was published in the Charlotte Observer. "He was lighting (running backs) up. They'd go the other way."

Vernon Butler Sr. worked 23 years as a technician in a local sawmill and takes his family to church on Sundays.

Butler, Jr. quit his high school football team after his freshman season in which he had limited playing time. He sat out a season until "Big Vern" had a talk with him.

"I said, 'Go back out there and help those boys win a championship,'" Butler Sr. said. "That was his dream. And everything started clicking from there."

PERSONAL

Son of Vernon, Sr., and Beverly Butler. Has two sisters, Veronica and Natalie. Has two pitbulls, Bella and Kanan. Enjoys fishing and playing Call of Duty.



VERNON BUTLER DEFENSIVE TACKLE

94

VERNON BUTLER'S NFL REGULAR SEASON DEFENSIVE STATISTICS

DATE	TEAM	GP	GS	TACKLES								INTERCEPTIONS					FUMBLES			ST				MISC															
				TK	S	A	TFL	YDS	SK	YDS	QBH	NO	YDS	LG	TD	PD	FF	FR	YDS	TK	S	A	FF	FR	S	A													
2016	Panthers	10	0	13	5	8	2	11	1.5	11.0	4	0	0	0	0	1	0	1	0	0	0	0	0	0	0	0	0	0	0	0	0	0	0	0	0	0	0	0	0
2017	Panthers	14	0	13	8	5	1	4	0.0	0.0	2	0	0	0	0	1	0	0	0	0	0	0	0	0	0	0	0	0	0	0	0	0	0	0	0	0	0	0	0
2018	Panthers	14	0	19	6	13	0	0	0.5	4.0	4	0	0	0	0	0	0	1	0	0	0	0	0	0	0	0	0	0	0	0	0	0	0	0	0	0	0	0	0
2019	Panthers	14	9	32	22	10	7	32	6.0	40.0	8	0	0	0	0	0	3	0	0	0	0	0	0	0	0	0	0	0	0	0	0	0	0	0	0	0	0	0	0
TOTALS		52	9	77	41	36	10	47	8.0	55.0	18	0	0	0	0	2	3	2	0	0	0	0	0	0	0	0	0	0	0	0	0	0	0	0	0	0	0	0	0

VERNON BUTLER'S NFL POSTSEASON DEFENSIVE STATISTICS

DATE	TEAM	GP	GS	TACKLES								INTERCEPTIONS					FUMBLES			ST				MISC																
				TK	S	A	TFL	YDS	SK	YDS	QBH	NO	YDS	LG	TD	PD	FF	FR	YDS	TK	S	A	FF	FR	S	A														
2017	Panthers	1	0	0	0	0	0	0	0.0	0.0	1	0	0	0	0	0	0	0	0	0	0	0	0	0	0	0	0	0	0	0	0	0	0	0	0	0	0	0	0	
TOTALS		1	0	0	0	0	0	0	0.0	0.0	1	0	0	0	0	0	0	0	0	0	0	0	0	0	0	0	0	0	0	0	0	0	0	0	0	0	0	0	0	0

SINGLE-GAME HIGHS: DEFENSIVE

Total Tackles 6 at San Francisco 49ers, Oct 27, 2019
Sacks 2.0 at Tampa Bay Buccaneers, Oct 13, 2019
Passes Defensed 1 at New York Jets, Nov 26, 2017

Forced Fumbles 2 at Tampa Bay Buccaneers, Oct 13, 2019
Fumble Recoveries 1 vs. Baltimore Ravens, Oct 28, 2018
Tackles For Loss 2 at Atlanta Falcons, Dec 08, 2019



BRYAN COX JR.

DEFENSIVE END

51

6-3 **270** **4TH YEAR** 

JUNE 25, 1994 (AGE 26)



FORT LAUDERDALE, FL



ST. THOMAS AQUINAS HS



FLORIDA



FREE AGENT: 2020

SHOUTOUTS

- Has played in 25 career games (two starts), totaling 30 tackles, one fumble recovery and half a sack since entering the league in 2017.
- In 2018, played in a career-high 11 games while totaling 10 tackles.
- Saw his first playoff action vs. NO (1/7/18) in the Wild Card round, recording two tackles.
- Tallied a career-high four tackles at at CIN (12/29/19).
- Got in the sack column for the first time with half a sack vs. CIN (12/8/19). Played a career-high 67% (49) of defensive snaps in the effort.
- Has tallied a tackle for loss in five career games.
- Recovered a fumble vs. TB (12/24/17).
- Played a career-high 16 special team snaps at NO (12/30/18).
- Finished his collegiate career at Florida totaling 98 tackles, 21 tackles for loss, 10 sacks, three forced fumbles and two fumbles recoveries.
- Earned Honorable Mention CFPA Defensive Lineman of the Week honors after a three sack performance at Tennessee (10/4/14).



FIRST-AND-10

BRYAN COX, JR. joins the Bills after spending the 2019 season with the Cleveland Browns. He originally began his career as an undrafted free agent with the Carolina Panthers in 2017 out of the University of Florida.

IF YOU HAVEN'T 'HERD'

HIS OWN MAN

Having a father who had a playing career that included multiple Pro Bowl appearances can be both a blessing and a curse. For one, there is a wealth of knowledge to be learned, but such a career can also cast a large shadow. That shadow could have felt even bigger to Bryan Jr. since his father had an antagonistic relationship with Bills fans, but Bryan Jr. knows it means nothing towards what his career as a Bill will entail.

"I feel like football back then was way different than it is now. It was a different day and age. Somebody had to be the villain, and I feel like he kind of embodied that and almost fed off it. That was just his thing. That's what he liked to do. We have some similarities, don't get me wrong. But I'm not my father. We're two different people," Bryan Jr. said when he met with the Buffalo media.

IN THE TRENCHES

After signing with the Bills, Bryan Jr. mentioned how having the opportunity to be coached again by Eric Washington was a determining factor. Washington was also one of the primary factors in why Bryan Jr. signed with Carolina in 2017.

PERSONAL

Is the son of three-time Pro Bowl LB Bryan Cox, who played 12 NFL seasons. Was born in St. Louis, MO, but attended high school in Fort Lauderdale, Florida.



BRYAN COX JR. DEFENSIVE END

51

BRYAN COX JR.'S NFL REGULAR SEASON DEFENSIVE STATISTICS

DATE	TEAM	GP	TACKLES										INTERCEPTIONS					FUMBLES			ST			MISC		
			GS	TK	S	A	TFL	YDS	SK	YDS	QBH	NO	YDS	LG	TD	PD	FF	FR	YDS	TK	S	A	FF	FR	S	A
2017	Panthers	7	0	6	4	2	2	5	0.0	0.0	3	0	0	0	0	0	0	1	15	0	0	0	0	0	0	0
2018	Panthers	11	0	10	4	6	1	3	0.0	0.0	1	0	0	0	0	0	0	0	0	0	0	0	0	0	0	
2019	Panthers	1	0	1	1	0	0	0	0.0	0.0	0	0	0	0	0	0	0	0	0	1	0	1	0	0	0	
2019	Browns	6	2	12	9	3	2	11	0.5	4.0	5	0	0	0	0	0	0	0	0	0	0	0	0	0	0	
2019	TOTAL	7	2	13	10	3	2	11	0.5	4.0	5	0	0	0	0	0	0	0	0	1	0	1	0	0	0	
TOTALS		25	2	29	18	11	5	19	0.5	4.0	9	0	0	0	0	0	0	1	15	1	0	1	0	0	0	

BRYAN COX JR.'S NFL POSTSEASON DEFENSIVE STATISTICS

DATE	TEAM	GP	TACKLES										INTERCEPTIONS					FUMBLES			ST			MISC		
			GS	TK	S	A	TFL	YDS	SK	YDS	QBH	NO	YDS	LG	TD	PD	FF	FR	YDS	TK	S	A	FF	FR	S	A
2017	Panthers	1	0	2	2	0	0	0	0.0	0.0	0	0	0	0	0	0	0	0	0	0	0	0	0	0	0	0
TOTALS		1	0	2	2	0	0	0	0.0	0.0	0	0	0	0	0	0	0	0	0	0	0	0	0	0	0	

SINGLE-GAME HIGHS: DEFENSIVE

Total Tackles 4 at Cincinnati Bengals, Dec 29, 2019

Sacks 0.5 vs. Cincinnati Bengals, Dec 08, 2019

Fumble Recoveries 1 vs. Tampa Bay Buccaneers, Dec 24, 2017

Tackles For Loss 1 at Cincinnati Bengals, Dec 29, 2019

Special Teams Tackles 1 vs. Tennessee Titans, Nov 03, 2019



JASON CROOM

TIGHT END

80

6-5 246 3RD YEAR 

FEBRUARY 28, 1994 (AGE 26)

 NORCROSS, GA

 NORCROSS HS

 TENNESSEE

 UDFA: 2017

SHOUTOUTS

- Posted career highs in receptions (4) and receiving yards (55) at NE (12/23/18).
- Recovered a fumble in the end zone for a touchdown at NYJ (11/11/18).
- Hauled in first career touchdown at Min. (9/23/18) on a 26-yard pass from Josh Allen.
- Grabbed two passes for 18 yards in his NFL debut at Bal. (9/9/18).
- Caught 60 passes for 816 yards and six TDs in 26 games at Tennessee.
- Registered a collegiate career-high 7 receptions as a tight end at Vanderbilt (11/26/16).
- Began his collegiate career as a wide receiver but made the switch to tight end before final season in 2016.
- Posted his first career catch and touchdown at the college level with a 4-yard grab from Justin Worley at Oregon (9/14/13).
- Played on his high school's 2011 state championship basketball squad.



FIRST-AND-10

JASON CROOM was signed by the Bills as an undrafted free agent in 2017 and after spending most of his rookie campaign on the practice squad, caught 22 passes for 259 yards and a TD in 2018. A former wide receiver in college, Croom switched to tight end as a senior.

IF YOU HAVEN'T 'HERD'

BLESSING IN DISGUISE

Croom had spent his entire career playing wide receiver until surgery to repair his patellar tendon in 2014 gave him an idea. During his rehabilitation, he started thinking about what it would be like to play tight end. So he approached his position coach and then head coach Butch Jones, who both supported him. He ended up becoming the Volunteers starting tight end in 2016.

MEMORABLE MOMENT

First attended a NFL game with his grandfather on Thanksgiving day in 2005 when Atlanta visited Detroit. "I had just signed up for football that year and going to that game gave me a good picture of what I wanted to strive for in life," recalled Croom.

MEMORABLE MOMENT

During his spare time, Croom enjoys bowling, playing Fortnite and watching cartoons. His top three cartoons of all-time (in order): Bob's Burgers, Family Guy and SpongeBob SquarePants.

PERSONAL

The son of Karen Croom-Terry, an accountant, and Terrence Terry, Jr., a mechanic. Has a Basenji dog named Xena. Graduated from Tennessee with a degree in sociology and a minor in African studies.



JASON CROOM TIGHT END

80

THE STAMPEDE

MOST FAMOUS PERSON IN PHONE CONTACTS:

Justin Combs, son of Sean
"P Diddy" Combs

FAVORITE MOVIE:

Mortal Combat

PROUDEST ACHIEVEMENT:

Graduating college

FAVORITE BOOK:

"Can't Hurt Me" by David
Goggins

BIGGEST PET PEEVE:

Hearing people eat their
food

FAVORITE LATE NIGHT SNACK:

One Buffalo ice cream with
chocolate cookies on top

FAVORITE MUSICIANS:

Chris Stapleton and The
Weeknd

BEST ADVICE RECEIVED:

You can't stand on a
football, but you can stand
on your books

FIRST JERSEY OWNED:

Roy Williams Lions #11



STRANGEST THING YOU ORDERED ON INTERNET:

The world's strongest
magnet

FAVORITE CEREAL AS A KID:

Cinnamon Toast Crunch

FAVORITE VACATION SPOT:

Mexico

FAVORITE BUFFALO RESTAURANT:

Grange Community Kitchen

IF YOU COULD PLAY ANY OTHER SPORT:

Forward for the Detroit
Pistons

ONE SPORTING EVENT YOU WOULD LIKE TO ATTEND:

MMA fight

ONE SKILL YOU WOULD LIKE TO HAVE:

Play baseball

JASON CROOM'S NFL REGULAR SEASON RECEIVING STATISTICS

				RECEIVING				
DATE	TEAM	GP	GS	NO.	YDS	AVG	LG	TD
2017	Bills	0	0	0	0	0.0	0	0
2018	Bills	15	3	22	259	11.8	26t	1
2019	Bills	0	0	0	0	0.0	0	0
TOTALS		15	3	22	259	11.8	26t	1



GABRIEL DAVIS

WIDE RECEIVER

13

6-2 **210** **ROOKIE** 

APRIL 1, 1999 (AGE 21)

 **SANFORD, FL**

 **SEMINOLE HS**

 **UCF**

 **DRAFT: 2020 (4TH RD)**

SHOUTOUTS

- Became the third player and second WR (Bernard Ford, 1988) out of UCF to be drafted by the Bills.
- Played in 38 games during his time at UCF and caught 152 passes for 2,447 yards and 23 touchdowns. Averaged 16.1 yards per reception for his career.
- Left UCF ranking 10th in receptions (152), seventh in receiving yards (2,447) and second in receiving touchdowns (23).
- Earned first-team All-AAC honors in 2019 after playing in 12 games and catching 72 passes for 1,241 yards and 12 touchdowns.
- Named a second-team All-AAC selection in 2018 after recording 53 receptions for 815 yards and seven touchdowns.
- Set a career-high with 170 receiving yards on 13 catches (also a career-high) at Cincinnati (10/4/19).
- Set a career-high with three touchdowns on five catches and 119 yards vs. UConn (9/28/19).
- Tallied eight career games with 100+ receiving yards, five of which came during his 2019 season.
- Tallied five games during the 2019 season with multiple touchdown catches.



FIRST-AND-10

GABRIEL DAVIS was drafted by the Bills in the fourth round (128th overall) of the 2020 draft. Davis left UCF after having totaled 23 career receiving touchdowns, a mark that ranks second in school history. He earned first-team All-AAC honors in 2019.

IF YOU HAVEN'T 'HERD'

LARRY FITZ

Buffalo Bills: Embedded provided fans with a sneak peek of the Bills draft process and one element of that was Gabriel Davis' Combine interview with the Bills decision makers. Davis revealed in that interview that the wide receiver he has always tried to emulate is long-time NFL veteran and future Hall of Famer Larry Fitzgerald. Davis also notes that having grown up a Packers fan, he enjoyed watching Donald Driver play the wideout position in addition to current NFL receivers Keenan Allen, Michael Thomas and Mike Evans.

NEW TEAMMATES

Even prior to being drafted by the Bills, Davis was already connecting with fellow rookie Zack Moss. The duo trained together in Southern California leading up to the NFL Draft. "I (woke) up in the morning, get into the weight room and get in a lift and then I get on the field around 11 to noon and just do a lot of agility and speed work," Davis said. "A lot of conditioning and then at night, I like to go catch some balls either in the gym or on the field — all different types of things to be ready to compete at the next level."

PERSONAL

Son of Alana Davis. Has two siblings and his younger brother, Jordan will be a freshman at UCF in the fall. Majored in interdisciplinary studies at UCF. Enjoys fishing and playing video games in his time away from football.



GABRIEL DAVIS

WIDE RECEIVER

13

IF YOU HAVEN'T 'HERD'



MOMMA KNOWS BEST

Davis doesn't hesitate when asked who his biggest career influence has been: his mother Alana Davis. This Mother's Day he penned a first person letter to her, saying "I will carry so much of you with me as I move to Buffalo. You showed me the importance of always being determined. That's been a part of every step in our journey...Mom, you taught me just because I was a late bloomer didn't mean I couldn't rise to the top. You raised three kids and the odds were stacked against you, but look at us. We are some pretty great kids, if you ask me. You did that."

FOLLOWING THE PATH

UCF has produced its share of talented receivers in recent years, including Davis and Pro Bowl wide receiver Brandon Marshall. The two UCF alumni had the opportunity to connect this offseason to go over film, train and learn. "You have a bright future ahead of you," Marshall told Davis. "I'm excited to watch you, I've been watching you for a couple years. You broke all my records, Mike Sims-Walker's records, Doug Gabriel's records at UCF and I expect you to do the same thing. Carry on that torch, wide receiver university. Come back and bring some other guys with you."

THE STAMPEDE

FAVORITE MOVIE:

Remember the Titans

BIGGEST PET PEEVE:

Other people making excuses for not working

FAVORITE MUSICAL ARTIST:

Nipsey Hussle

FAVORITE MEAL:

Seafood

DREAM VACATION SPOT:

Bora Bora

FAVORITE APP:

Pinterest

WHO WOULD PLAY HIM IN A MOVIE:

Tre'Quan Smith

COLLECTS:

Shoes

PETS:

Had two snakes

MOST FAMOUS CELL PHONE CONTACT:

Stefon Diggs or Saquon Barkley

FIRST SPORTS JERSEY:

Aaron Rodgers



BEST ADVICE HE'S EVER RECEIVED:

"Hate every minute of training, but I said, 'Don't quit. Suffer now and live the rest of your life as a champion.'"
-Muhammad Ali

DREAM SPORTING EVENT TO ATTEND:

A big time boxing match or UFC fight

ACTION OR COMEDIES:

Comedies

SKILL HE WANTS TO LEARN:

Become good at poker

ZOO ANIMAL HE'D WANT AS A PET:

A monkey

DESIRED SUPER POWER:

Super speed



DION DAWKINS TACKLE

73

6-5 237 4TH YEAR

APRIL 26, 1994 (AGE 26)

RAHWAY, NJ

RAHWAY HS

TEMPLE

DRAFT: 2017 (2ND RD)

SHOUTOUTS

- At NE (12/21/19), caught his second career TD.
- Joined Mitch Frerotte as the only Bills offensive lineman to catch two touchdowns in their career.
- Elected a captain by his teammates for the 2019 season.
- At NYJ (11/11/18), recorded his first career reception and touchdown on a seven yard pass from Matt Barkley.
- Marked the Bills first receiving TD by an OL since Jason Peters in 2005.
- Starting the majority of his rookie season for the Bills at left tackle in 2019. Also started at left tackle in the Bills first playoff game since 1999.
- As a true freshman at Temple in 2013, Dion became one of just four freshman to start at LT for their school. Pittsburgh's Dorian Johnson, Virginia Tech's Jonathan McLaughlin and Ole Miss' Laremy Tunsil were the only other players to accomplish the feat.
- Was named 2016 First Team All-AAC (Phil Steele, AAC) during his final season with the Temple Owls.



FIRST-AND-10

DION DAWKINS enters his fourth season manning the left tackle spot for the Bills. Dawkins originally was drafted by the team in the second round (63rd overall) out of Temple in 2017. While at Temple, Dawkins dressed for 44 career games, starting 41. Dawkins was named a First Team All-AAC selection in 2016.

IF YOU HAVEN'T 'HERD'

SHNOW MAC

"Stir that mac and cheese up, you stir that mac and cheese up, and eventually the mac and cheese is gonna be nice, wet, and juicy."

Dawkins made waves when he dropped this quote about the Bills running game following the team's 17-16 season opening victory over the New York Jets.

Dawkins quote went viral and then he capitalized on the opportunity. He now has his own signature dish at Mooney's Bar and Grill in Buffalo: the "Shnow Mac". It's a tribute to Dawkins' nickname, the Shnowman.

All of the proceeds go to the non-profit foundation Rooted in Love. The foundation was founded by Tesha Parker, who uses her late grandmother's house as a place to shelter and provide for the homeless population.

PERSONAL

Born April 26, 1994 in Rahway, New Jersey, Dion is the son of Eric and Lisa Dawkins. Dion graduated from Temple with a degree in criminal justice.

SHOUTOUTS

2017 (Buf, 16/11), 2018 (Buf, 16/16), 2019 (16/16) ... Totals (48/43).
Playoffs: 2017 (Buf, 1/1), 2019 (Buf, 1/1) ... Totals (2/2)



IF YOU HAVEN'T 'HERD'



THE ORIGINAL SHNOWMAN

Dawkins teamed up with a very special designer for My Cause, My Cleats week in 2018. He invited Jack Frost, a friend of the Bills through Oishei Children's Hospital, to decorate his cleats. What Jack didn't know is that Dawkins and Josh Allen had some big surprises planned. After designing Dawkins' cleats, Allen surprised Jack with a chance to play Madden in the Bills team meeting room. In the meantime, Dawkins was waiting with a pair of Super Bowl tickets that Dawkins gave to Frost for edging out the Bills QB in a tightly contested game.

RAHWAY-MADE

Fans see Dawkins take the line of scrimmage every Sunday donning the #73, but not many know the story behind it. Dawkins chose his number because fellow Rahway natives Olsen Pierre wore #71 and then Antonio Garay (pictured above) wore #72. In a tribute to his hometown, Dawkins wanted to keep the lineage going and chose #73. Rahway has always been a driving force for Dawkins and one of his proudest moments came as a senior in high school when the mayor of Rahway recognized his service to the city with a formal letter.

THE STAMPEDE

MOST MEMORABLE GAME:

Winning the AAC Championship at Temple

IF YOU COULD PLAY ANOTHER SPORT:

Baseball for the NY Yankees

FAVORITE MUSICAL ARTIST:

Jay-Z or Adele

FAVORITE MEAL:

Buffalo chicken pizza from Michelino's in Rahway, NJ

FIRST JOB:

Shoveling snow

HIGH SCHOOL SPORTS:

Football, wrestling, track and bowling

NICKNAMES:

Dawks / Shnowman

PROUDEST ACHIEVEMENT:

Graduating

MAIN SOURCE OF MOTIVATION:

Inspiring kids who come from a similar background

FIRST SPORTS JERSEY:

Allen Iverson



EVENT IN HISTORY TO BE WITNESS TO:

Any of Muhammed Ali's fights

FAVORITE MOVIE:

300

HIDDEN TALENT:

Can do handstands

BUCKET LIST ITEM:

To venture deep into the Philippines

REALITY SHOW TO BE ON:

Legends of the Hidden Temple

DREAM JOB:

Owning a Chic-Fil-A

HOBBIES:

Remote control cars and longboarding

BEST ADVICE RECEIVED:

To understand who I am and how far I can go



DION DAWKINS' NFL REGULAR SEASON RECEIVING STATISTICS

				RECEIVING				
DATE	TEAM	GP	GS	NO.	YDS	AVG	LG	TD
2017	Bills	16	11	0	0	0.0	0	0
2018	Bills	16	16	1	7	7.0	7†	1
2019	Bills	16	16	1	1	1.0	1†	1
TOTALS		48	43	2	8	4.0	7†	2



STEFON DIGGS

WIDE RECEIVER

14

6-0 191 5TH YEAR

NOVEMBER 29, 1993 (AGE 26)

GAITHERSBURG, MD

OUR LADY OF GOOD COUNSEL

MARYLAND

TRADE: 2020 (MIN)

SHOUTOUTS

- Established a career-high in 2019 with 1,130 receiving yards. Set his career-highs for catches (102) and touchdowns (9) in 2018.
- Recorded a career-high eight receptions of 40 yards or longer in 2019, which was tied for most in the NFL. Diggs (94 targets) was also one of three players in 2019 to surpass 1,000 yards on less than 100 targets.
- In 2018, paired with Adam Thielen (1,373 rec. yards) to become the first pair of Vikings to each record 1,000+ rec. yards in a single season since Randy Moss and Cris Carter did so in 2000.
- Became the fastest Vikings WR to 200 receptions, catching his 200th in his 40th career game, breaking the record set by Randy Moss and Percy Harvin (42 games).
- In the 2017 playoffs vs. NO (1/14/18), caught a 61-yard touchdown pass as time expired to win the game for the Vikings. The TD has since been dubbed the 'Minnesota Miracle' and marked the first time a playoff game has ended on a TD on the final play.
- Named to the All-Rookie team by the PFWA in 2015 after catching 52 passes for 720 yards and four touchdowns.



FIRST-AND-10

STEFON DIGGS was acquired by the Bills via a trade with the Vikings in March of 2020. Diggs played the first five seasons of his NFL career with the Vikings after being selected by the team in the fifth round of the 2015 draft.

IF YOU HAVEN'T 'HERD'

THE PROVIDER

Diggs was just 14-years-old when his father, Aron, passed away from congestive heart failure. Ever since then, Diggs has dedicated himself to making his late father proud and providing for his family.

Upon signing a contract extension in 2018 Diggs reminisced "(My dad) just told me, 'Look after your brothers. Look after your mom. Look after your family,'" Diggs said. "That meant a lot to me. With this day coming forward, it just came full circle...I'm happy that I can look at my mom and tell her everything's gonna be OK."

Stefon's younger brother, Trevon, told The Athletic that Stefon instantly stepped up to provide for their family. "My mom being a single mother at the time, she was always working," Trevon said. "So it was just me and Stefon and my brothers and my sister. Stefon always turned to us and made sure we were all OK. He did a good job of that."

Even with all he has already achieved, Diggs still lets his dad serve as a constant reminder of what he is still working for, having 'RIP DAD' tattooed on his right wrist.

PERSONAL

The son of the late Aron and Stefanie Diggs. His younger brothers, Trevon Diggs (Alabama) and Mar'Sean Diggs (a UAB graduate) both played college football. Majored in American studies at Maryland.



STEFON DIGGS WIDE RECEIVER

14

STEFON DIGGS' NFL REGULAR SEASON RUSHING/RECEIVING STATISTICS

DATE	TEAM	GP	GS	RECEIVING					RUSHING				
				NO.	YDS	AVG	LG	TD	NO.	YDS.	AVG.	LG	TD
2015	Vikings	13	9	52	720	13.8	40†	4	3	13	4.3	10	0
2016	Vikings	13	11	84	903	10.8	46	3	3	10	3.3	12	0
2017	Vikings	14	14	64	849	13.3	59†	8	8	13	1.6	9	0
2018	Vikings	15	14	102	1,021	10.0	75†	9	10	62	6.2	20	0
2019	Vikings	15	15	63	1,130	17.9	66	6	5	61	12.2	27	0
TOTALS		70	63	365	4,623	12.7	75†	30	29	159	5.5	27	0

STEFON DIGGS' NFL POSTSEASON RUSHING/RECEIVING STATISTICS

DATE	TEAM	GP	GS	RECEIVING					RUSHING				
				NO.	YDS	AVG	LG	TD	NO.	YDS.	AVG.	LG	TD
2015	Vikings	1	1	4	26	6.5	9	0	1	6	6.0	6	0
2017	Vikings	2	2	14	207	14.8	61†	1	0	0	0.0	0	0
2019	Vikings	2	2	4	76	19.0	41†	1	2	8	4.0	6	0
TOTALS		5	5	22	309	14.0	61†	2	3	14	4.7	6	0

SINGLE-GAME HIGHS: RUSHING/RECEIVING

Rush Attempts 2 vs. Philadelphia Eagles, Oct 13, 2019
Rushing Yards 27 at Seattle Seahawks, Dec 02, 2019
Longest Runs 27 at Seattle Seahawks, Dec 02, 2019
Receptions 13 at Chicago Bears, Nov 18, 2018
Receiving Yards 182 vs. Green Bay Packers, Sep 18, 2016
Longest Receptions 75† at Green Bay Packers, Sep 16, 2018
Receiving TDs 3 vs. Philadelphia Eagles, Oct 13, 2019
All-purpose yards 185 vs. Philadelphia Eagles, Oct 13, 2019
Kickoff Returns 1 vs. Chicago Bears, Dec 20, 2015

Kickoff Return Yards 22 vs. Chicago Bears, Dec 20, 2015
Longest Kickoff Return 22 vs. Chicago Bears, Dec 20, 2015
Fair Catches 1 at Washington Redskins, Nov 13, 2016
Punt Return Yards 29 vs. Detroit Lions, Nov 06, 2016
Longest Punt Return 19 vs. Detroit Lions, Nov 06, 2016
Punt Returns 3 vs. Detroit Lions, Nov 06, 2016
Miscellaneous Tackles 1 at Seattle Seahawks, Dec 02, 2019
Most TDs 3 vs. Philadelphia Eagles, Oct 13, 2019



PATRICK DIMARCO

FULLBACK

42

6-1 **234** **10th YEAR** 

APRIL 30, 1989 (AGE 31)



ALTAMONTE SPRINGS, FL



LAKE BRANTLEY HS



SOUTH CAROLINA



FREE AGENT: 2017

SHOUTOUTS

- Had a career-high 38 receiving yards against the Dolphins (12/2/18).
- Hauled in two receiving touchdowns vs. Ind. (11/22/15), which marks a career high.
- Earned a Pro Bowl spot in 2015 after logging a career-high 13 receptions for 110 yards and 2 touchdowns during the season.
- Has played in 115 career games, while starting in 52 of those appearances.
- Contributed on special teams during the 2018 season with 5 special teams tackles.
- DiMarco was a second team All-Pro selection in 2015 and was named First-Team All-Pro by Pro Football Focus.
- Named the Atlanta Falcons Walter Payton Man of the Year in 2015.
- Logged a season-high 27 yard reception against the Dolphins (10/20/19).
- Has played in five career postseason games, three for the Falcons (2016) and two for the Bills (2017, 2019).



FIRST-AND-10

PATRICK DIMARCO came to the Bills in 2017 after previously playing for the San Diego Chargers, Kansas City Chiefs and the Atlanta Falcons. DiMarco originally entered the NFL out of South Carolina as an undrafted free agent to the San Diego Chargers following the 2011 draft.

IF YOU HAVEN'T 'HERD'

FAMILY FOCUSED

Patrick DiMarco keeps his family close and has an especially strong relationship with his father, Mitchell. Mitchell has been the biggest influences on Patrick's life and career and he credits him for the man he is today.

"He told me when I was in youth sports to be a leader and not a follower," DiMarco said. "That advice has guided my attitude for life. I'm not a very vocal leader - I try and use my actions to set the tone."

Something special that the DiMarco's will share forever is a collection of sports cards started by Mitchell. Eventually, he will pass the collection on to Patrick, who hopes to keep it and one day pass it on to his son, Weston. It will be something that can stay in the family and bring multiple generations together.

When Patrick isn't practicing, he enjoys going to Hamburg park with his family.

PERSONAL

Born April 30, 1989 in Altamonte Springs, Florida, Patrick is the son of Melissa and Mitchell DiMarco. DiMarco studied Business Marketing/Management and graduated from the University of South Carolina. He lives with his wife, Kirstin, and they have a son named Weston and daughter named Sutton.



PATRICK DIMARCO FULLBACK

42

THE STAMPEDE

MOST FAMOUS PEOPLE IN PHONE CONTACTS:

Chipper Jones

FAVORITE MUSICAL ARTIST:

Elevation Worship

SOMETHING THAT PEOPLE DON'T KNOW ABOUT YOU:

Owns Dunkin' Donuts franchises

FAVORITE FOOD:

Italian

BIGGEST PET PEEVE:

Adults not picking up after themselves

STRANGEST THING YOU ORDERED ON INTERNET:

A finger ice pack

FAVORITE VACATION SPOT:

Reynold's Plantation on Lake Oconee in Georgia. His wedding was held there.

FAVORITE MOVIE:

Man on Fire

FAVORITE BOOK:

Bleachers by John Grisham

FIRST SPORTS JERSEY:

Shaquille O'Neal with the Magic



BEST ADVICE YOU'VE BEEN GIVEN:

Hard work beats talent when talent doesn't work hard.

FAVORITE CEREAL AS A KID:

Apple Jacks

HOBBIES:

Golf

FAVORITE CARTOON GROWING UP:

Doug on Nickelodeon

FAVORITE APP:

Bible app

PLAYER YOU'VE LEARNED THE MOST FROM:

Steven Jackson

FAVORITE OLYMPIC SPORT:

Soccer

ONE SKILL YOU WOULD LIKE TO HAVE:

Singing or dancing

PATRICK DIMARCO'S NFL REGULAR SEASON RUSHING/RECEIVING STATISTICS

DATE	TEAM	GP	GS	RUSHING					RECEIVING				
				NO.	YDS.	AVG.	LG	TD	NO.	YDS	AVG	LG	TD
2011	Chargers	0	0	0	0	0.0	0	0	0	0	0.0	0	0
2012	Chiefs	5	4	0	0	0.0	0	0	0	0	0.0	0	0
2013	Falcons	14	7	0	0	0.0	0	0	8	49	6.1	12	0
2014	Falcons	16	7	0	0	0.0	0	0	9	62	6.9	16	1
2015	Falcons	16	8	1	0	0.0	0	0	13	110	8.5	19	2
2016	Falcons	16	8	0	0	0.0	0	0	7	52	7.4	18	1
2017	Bills	16	9	2	-2	-1.0	-2	0	7	28	4.0	9	0
2018	Bills	16	5	1	9	9.0	9	0	3	62	20.7	38	0
2019	Bills	16	4	3	7	2.3	4	0	5	41	8.2	27	0
TOTALS		115	52	7	14	2.0	9	0	52	404	7.8	38	4

PATRICK DIMARCO'S NFL POSTSEASON RUSHING/RECEIVING STATISTICS

DATE	TEAM	GP	GS	RUSHING					RECEIVING				
				NO.	YDS.	AVG.	LG	TD	NO.	YDS	AVG	LG	TD
2016	Falcons	3	2	0	0	0.0	0	0	3	43	14.3	31	0
2017	Bills	1	0	0	0	0.0	0	0	0	0	0.0	0	0
2019	Bills	1	0	0	0	0.0	0	0	0	0	0.0	0	0
TOTALS		5	2	0	0	0.0	0	0	3	43	14.3	31	0



TYREL DODSON

LINEBACKER

53

6-0 237 1st YEAR 

JUNE 25, 1998 (AGE 22)

 FRANKLIN, TN

 CENTENNIAL HS

 TEXAS A&M

 UDFA: 2019

SHOUTOUTS

- Ranked third on Texas A&M with 61 tackles in 2018 along with an INT.
- In his final game in the Gator Bowl vs. NC State (12/31/18), posted 9 tackles and returned an interception 78 yards for a TD in a 52-13 win.
- His 104 total tackles in 2017 ranked fifth in the SEC and led the Aggies. Also notched 5.5 sacks and 3 INTs. Returned an INT 40 yards for a TD vs. Louisiana-Lafayette (9/16/17).

STAMPEDE

Most influential person in your life?

My mother. She is my No. 1 supporter and my biggest critic.

Favorite musical artist?

Drake

Favorite late night snack?

Hot chocolate fudge brownie with vanilla ice cream

Anything you collect?

Hoodies. I'm trying to get to 100

Favorite app outside of social media?

Open Table



FIRST-AND-10

TYREL DODSON finished his three-year career at Texas A&M with 201 total tackles, 6 sacks, 4 interceptions, 11 passes defended and 2 fumble recoveries. He was signed by the Bills as undrafted free agent in 2019 following his junior season with the Aggies.

IF YOU HAVEN'T 'HERD'

TYREL'S BEST BUDDY

While participating in the Best Buddies program in high school, Dodson became close with William Gawlas, who is a student with Down Syndrome. Gawlas, who Tyrel considers his best friend, participates in the Williamson County (TN) Special Olympics. Dodson was more than happy to change roles and support William's on-field competition.

"It means so much to me to have William as my best buddy," Dodson told the Williamson Herald. "He's my brother. He's always watching me and cheering for me, so it was special to be here [at the Special Olympics] and see him shine today. He might have different circumstances than me, but he's still in the same life. He's still as happy as me and that's what makes me wake up every morning and be grateful for my life."

Best Buddies' mission is to establish a volunteer movement that creates opportunities for one-to-one friendships, integrated employment, and leadership development, with intellectual and developmental disabilities.

PERSONAL

Son of Angela Sparkman. Majored in business management. Competed in football and basketball in high school.



NICK EASLEY

WIDE RECEIVER

86

5-11

205

1ST YEAR



JANUARY 14, 1997 (AGE 23)



NEWTON, IA



NEWTON HS



IOWA



UDFA: 2019

SHOUTOUTS

- Named MVP of the 2019 Outback Bowl with 8 receptions for a career-high 103 yards and 2 TDs vs. Mississippi State (1/1/19). Posted a 75-yard TD grab in the win.
- Led the Hawkeyes in receptions in 2017 (51) and 2018 (52).
- His 10 receptions vs. Northern Iowa (9/15/18) were the most by an Iowa receiver in a game since 2011.

STAMPEDE

Most memorable game?

Beating Ohio State, 55-24, in 2017

Nickname growing up?

Easy E

If you could play any other pro sport?

Point guard for the Lakers

Most unique thing you ordered online?

Smelling salts. Great for practical jokes!

Favorite book?

Slight Edge by Jeff Olson

Favorite cereal as a kid?

Cocoa Krispies

First job?

Working in a furniture store warehouse.



FIRST-AND-10

NICK EASLEY finished his two-year career (2017-18) at Iowa with 103 receptions for 1,024 yards and 9 TDs. He transferred to Iowa and walked on their team after a two-year stint at Iowa Western Community College (2015-16).

IF YOU HAVEN'T 'HERD'

KADEN'S KONNECTION

Kaden Kelso was going through a cancer scare at the University of Iowa's Children's Hospital and wanted nothing more than to meet Easley, who had just scored his first TD in his first game at Iowa vs. Wyoming. Kaden, 11 at the time, even baked him an apple pie prior to his visit.

"It just kind of makes you realize — when you're down on yourself, when you think, 'Oh, this sucks, this is hard' — how special your opportunities really are," Easley told the Des Moines Register. The two, who share the hometown of Newton, still connect via text messaging.

LONG ROAD TO BUF

Easley chose to play junior college football at Iowa Western after receiving one offer from a Division II school, Missouri Western, as a punter. After setting receiving records for Newton HS, his first year in Council Bluffs left him questioning himself. "I thought maybe I don't want to do this anymore but I didn't want to quit on myself. I love to play football so I worked harder," Easley said.

PERSONAL

Son of Alison Lemke and John Easley. His brother, Matt, was a kicker at Northern Iowa. Earned degree in sport and recreation management. Began playing football in the third grade for the Newton Cardinals. Was a wide receiver, defensive back, kicker, punter and returner in high school. Also played basketball and soccer.



TREMAINE EDMUNDS

LINEBACKER

49

6-5 **250** **3RD YEAR** 

MAY 2, 1998 (AGE 22)

 **RINGGOLD, VA**

 **DAN RIVER HS**

 **VIRGINIA TECH**

 **DRAFT: 2018 (1ST RD)**

SHOUTOUTS

- Became the first player in NFL history with two seasons of 100+ tackles by the age of 21.
- Was a 2020 Pro Bowler.
- Led the Bills in tackles in 2019 with 115. Also logged 1.5 sacks and 9 passes defended.
- Sacked Baker Mayfield for a safety at Cle. (11/10/19).
- Recorded his first interception of 2019 vs. Bal. (12/8/19).
- Finished his rookie season in 2018 as the only NFL player with 120+ tackles, 12+ passes defended, 2+ sacks, 2+ INTs and 2+ forced fumbles.
- Earned NFL Defensive Rookie of the Month honors for December, 2018 (43 tackles, 2 INTs, 1 sack and 4 PD).
- In season finale vs. Mia (12/30/18), posted a career-high 12 tackles along with a sack and INT of Ryan Tannehill.
- Became the youngest player (20 years, 7 months, 7 days) to intercept a pass in NFL history vs. NYJ (12/9/18).
- Joined his brothers, Steelers S Terrell and RB Trey, as the first trio of brothers to play in the same game since 1927 on 12/15/19.



FIRST-AND-10

TREMAINE EDMUNDS was the Bills second of two first round draft picks in 2018. Buffalo traded up six spots in the first round to select Edmunds, who joined his brother, Terrell (27th pick by Pittsburgh), in becoming the first brothers in NFL history to be selected in the first round of the same draft.

IF YOU HAVEN'T 'HERD'

FOOTBALL FAMILY

Edmunds is no stranger to what it takes to play in the NFL. His father, Ferrell Edmunds, was a two-time Pro Bowl tight end with Miami and Seattle. His oldest brother, Trey, is a RB for Pittsburgh and middle brother, Terrell, was drafted by Pittsburgh in 2018. The three brothers were teammates at Virginia Tech in 2016.

Despite being the youngest of the family, Tremeaine has worked his way out of the shadows of his older brothers and father, becoming a leader on the Bills' defense.

The brothers all faced off in week 15 of the 2019 season as the Bills defeated the Steelers.

"It's kind of hard to put into words, because it's been a lifelong dream of ours, being on this stage, playing in prime time, playing against my brothers, I mean what more can you ask for?" Edmunds said. "What more can we ask for as a family?"

PERSONAL

The son of Felicia and Ferrell Edmunds. Studied communications at Virginia Tech. Growing up in a household with several foster children, he would one day like to support charitable causes in that realm.



TREMAINE EDMUNDS LINEBACKER

49

IF YOU HAVEN'T 'HERD'



LEADING THE MEETING ROOM

Midway through the 2018 season, veteran DT Kyle Williams decided to hand the reigns of his players-only defensive meetings to Edmunds, as the future leader of the defense. In the meetings, Edmunds breaks down plays and communicates where the group can improve.

"The guy that's in that position, in a perfect world, is kind of your bell cow," Williams said of Edmunds. "He's communicating the ins and outs of the defense to everybody around. He's the

3 E BOYZ

The Edmunds family is very passionate about giving back to their hometown of Dan River, Virginia. Tremain and his brothers started their own foundation, My Brother's Keeper, with the purpose of helping those in need in their community.

When the COVID-19 pandemic hit, the Edmunds were quick to act in their hometown of Danville, Virginia. The family distributed nearly 1,000 lunches to their community members in need in March 2020.

THE STAMPEDE

BEST ADVICE HE RECEIVED:

Never think that you have it all and that you have arrived (from his parents)

BIGGEST PET PEEVE:

When someone tells me I'm wrong when I know I'm right

NICKNAME:

Maine

LATE NIGHT SNACK:

Honey BBQ Chips

SOMETHING PEOPLE DON'T KNOW ABOUT YOU:

Can cook really well - specialty is Italian pork chops

HOBBIES:

Playing video games and watching movies

FAVORITE MOVIE:

Friday Night Lights

FAVORITE MEAL:

Fried chicken

UNIQUE TALENT:

Can draw

FAVORITE SPORTS MEMORY AS A FAN:



My brother, Trey, scored on a 77-yard TD run vs. Alabama in the Kickoff Classic in 2013

BIGGEST OBSTACLE OVERCOME:

Playing in the shadow of my family

FAVORITE BUFFALO RESTAURANT:

Phat Catz

FAVORITE MOMENT AS A BILL:

Running out of the tunnel for the first home game

PROUDEST ACHIEVEMENT OUTSIDE OF FOOTBALL:

Giving back to hometown

SPORTS PLAYED IN HS:

Football, basketball, track

FAVORITE BOOK:

Mamba Mentality



TREMAINE EDMUNDS LINEBACKER

49

TREMAINE EDMUNDS' NFL REGULAR SEASON DEFENSIVE STATISTICS

		TACKLES										INTERCEPTIONS					FUMBLES			ST					
DATE	TEAM	GP	GS	TK	S	A	TFL	YDS	SK	YDS	QBH	NO	YDS	LG	TD	PD	FF	FR	YDS	TK	S	A	FF	FR	
2018	Bills	15	15	121	80	41	5	16	2.0	4.0	7	2	19	17	0	12	2	0	0	0	0	0	0	0	0
2019	Bills	16	16	115	66	49	10	25	1.5	11.5	4	1	0	0	0	9	0	0	0	0	0	0	0	0	0
TOTALS		31	31	236	146	90	15	41	3.5	15.5	11	3	19	17	0	21	2	0	0	0	0	0	0	0	0

TREMAINE EDMUNDS' NFL POSTSEASON DEFENSIVE STATISTICS

		TACKLES										INTERCEPTIONS					FUMBLES			ST					
DATE	TEAM	GP	GS	TK	S	A	TFL	YDS	SK	YDS	QBH	NO	YDS	LG	TD	PD	FF	FR	YDS	TK	S	A	FF	FR	
2019	Bills	1	1	12	8	4	1	7	1.0	7.0	2	0	0	0	0	0	0	1	0	0	0	0	0	0	0
TOTALS		1	1	12	8	4	1	7	1.0	7.0	2	0	0	0	0	0	0	1	0	0	0	0	0	0	0

SINGLE-GAME HIGHS: DEFENSIVE

Total Tackles 12 at Miami Dolphins, Nov 17, 2019
Sacks 1.0 at Cleveland Browns, Nov 10, 2019
Passes Defensed 2 at Tennessee Titans, Oct 06, 2019
Forced Fumbles 1 vs. Tennessee Titans, Oct 07, 2018

Tackles For Loss 2 vs. Baltimore Ravens, Dec 08, 2019
Interceptions 1 vs. Baltimore Ravens, Dec 08, 2019
Interception Return Yards 17 vs. Miami Dolphins, Dec 30, 2018
Safeties 1 at Cleveland Browns, Nov 10, 2019



A.J. EPENESA

DEFENSIVE END

57

6-6 **280** **ROOKIE**



SEPTEMBER 15, 1998 (AGE 21)



EDWARDSVILLE, IL



EDWARDSVILLE HS



IOWA



DRAFT: 2020 (2ND RD)

SHOUTOUTS

- A three-year starter at Iowa, tallied 26.5 sacks, 8 forced fumbles and 8 passes defended, along with 101 tackles.
- Was named first-team All-Big Ten in 2018 and 2019 after earning freshman All-Big Ten honors in 2017.
- Recorded 11.5 sacks, 14.5 tackles for loss and 4 forced fumbles in 2019 to earn 2nd-team All-America honors from the Associated Press.
- Twice posted 2.5 sacks (vs. USC in Holiday Bowl, 12/27/19 and vs. Minnesota, 11/16/19), a career high.
- Packed the stat sheet in 2018 by leading the team in tackles for loss (16.5) and sacks (10.5) while recording 37 tackles, 4 passes defended, 88 QB pressures, 4 forced fumbles and a blocked punt.
- Had 8 tackles, a strip sack that he returned for a 19-yard TD, and a blocked punt at Illinois (11/17/18).
- Recorded 15 tackles along with 5.5 tackles for loss, 4.5 sacks and one forced fumble as a freshman in 2017.
- Earned All-America honors during his final three years of his high school career and helped his team to an overall record of 40-6.



FIRST-AND-10

A.J. EPENESA (EPP-uh-NESS-uh) was selected by the Bills in the 2nd round (54th overall) in 2020 after a productive three-year tenure at Iowa, where he compiled 26.5 sacks, including 11.5 in 2019.

IF YOU HAVEN'T 'HERD'

HOOP STAR

A three-sport star growing up, Epenesa played on the St. Louis Eagles AAU basketball team that featured the Boston Celtics' Jayson Tatum and former Iowa star Tyler Cook, who played for the Cavaliers. "His athleticism is freaky," Cook told The Athletic. "When I was in eighth grade, I promise you A.J. was better than I was. I'm not going to lie about that at all. A freak athlete, man. People don't know how skilled of a basketball player he was, too. He could shoot it, put it on the deck... I talk to him about it every time I see him."

IT CAN ONLY BE JARED

According to a story by The Athletic, A.J. Epenesa's middle name, Jared, came from his father's best friend in college. Former DT Jared DeVries used to lend his car in college to Eppy Epenesa, so he could drive 50 miles to see his fiancée (now wife) Stephanie and their newborn daughter, Samantha. "Naming him after Jared has to do with my friendship with Jared, which will stick for life," Eppy said. "I'm glad I did that. It's a blessing just to have Jared as my friend."

PERSONAL

Full name: Andrew Jared Epenesa. Is the son of Stephanie and Espensa "Eppy" Epenesa. His father, a native of American Samoa, played DT at Iowa. Has a sister, Samantha, and two brothers, Eric and Iose. Majored in communications. Fan of the St. Louis Cardinals. Played football, basketball and track in high school, scoring over 1,000 points in basketball and earning All-America honors as a discus thrower.



IF YOU HAVEN'T 'HERD'



AIGA MEANS FAMILY IN SAMOA

Epenesa's twitter bio contains the flag of American Samoa. His Instagram account is @supersamoan94. The roots run much deeper. His father, Eppy, grew up in Pago Pago, Samoa and that lineage is ingrained his life. Because of that, family is first for the Epenesas and A.J. is tattooed with birds, tortoise shells, fish, and leaves, all symbols of the Samoan culture. "I didn't have much exposure to Samoa growing up in Illinois," A.J. said. "But my dad tried his best to put his culture into our lives so that I can really embrace it and take pride in it, which I do."

MEMORABLE TAKEDOWN

Epenesa finished his three-year career at Iowa tied for 4th on the school's all-time sack list with 26.5. His first career sack occurred his first career game on September 2, 2017 vs. Wyoming. The quarterback happened to be his Bills teammate Josh Allen. Upon being drafted by the Bills, Epenesa reflected on that play, "To this day, there's no quarterback that I've had to sack that was tougher than Josh Allen. He was really hard to bring down." Allen, meanwhile, tweeted after the draft pick was made, "I was playing the long game, wanted him to be a Bill..."

THE STAMPEDE

FIRST JERSEY OWNED:

Tim Dwight, Iowa

FIRST JOB:

Worked in the garage in a tire shop

DREAM SPORTS EVENT TO ATTEND AS A FAN:

Game 7 of World Series

FIRST FOOTBALL TEAM:

Little Tigers in Edwardsville when I was 10 years old

BIGGEST PET PEEVE:

People who don't wave back

BEST ADVICE RECEIVED:

From my father who said "Be confident in yourself"

FAVORITE MOVIE:

Dark Knight

FAVORITE VACATION SPOT:

Samoa

NUMBER ONE ITEM ON BUCKET LIST:

Travel to Philadelphia to get an authentic Philly cheesesteak

HIDDEN TALENT:

Plays the ukulele



A SKILL HE WOULD LIKE TO LEARN:

Speak different languages

FAVORITE LATE NIGHT SNACK:

Banana bread

FAVORITE FOOD:

Steak

IF HE COULD GO PRO IN ANOTHER SPORT:

Shooting guard for the Los Angeles Lakers

FAVORITE SPORTS MOVIE:

Remember the Titans

FAVORITE APP:

Clash Royale game

FAVORITE CEREAL AS A KID:

Cap'n Crunch

FAVORITE TV SHOW:

Game of Thrones

NICKNAME:

Eppy



JON FELICIANO

GUARD

76

6-4 **325** **6TH YEAR** 

FEBRUARY 10, 1992 (AGE 27)

 **DAVIE, FLORIDA**

 **WESTERN HS**

 **MIAMI**

 **FREE AGENT: 2019**

SHOUTOUTS

- Started all 16 games for the Bills in 2019, marking the first time in his career starting every game.
- Recovered a fumble on the 1-yard line leading to a Bills TD at CLE (11/10/19).
- For 2018 My Cause, My Cleats week, wore cleats raising awareness for gun violence (March For Our Lives).
- Made his first career playoff appearance during the 2016-17 season in the Raiders match-up with the Houston Texans (1/7/17).
- Played in all 16 games for the Raiders in 2016.
- Saw action in six games, starting three for the Raiders during his rookie season in 2015.
- Played four seasons at Miami (FL), appearing in 48 games, and started 46 for the Hurricanes.
- Three-time All-ACC honorable mention (2012, 2013, 2014). Recipient of Miami's Hard Hitter Award twice in addition to the Jim Kelly U-Tough Award.



FIRST-AND-10

JON FELICIANO entered the NFL in 2015 as a fourth round pick (128th overall) of the Oakland Raiders out of Miami. Feliciano joined the Bills in 2019 and started every game at the left guard spot.

IF YOU HAVEN'T 'HERD'

A LASTING MEMORY

Feliciano has a daughter named Shawn Cole. The origin of that name is his late friend Sean Cole.

Cole and Feliciano met as kids. Cole nicknamed Feliciano "Mongo," short for "humongous," due to him being so big for his age. Feliciano even spent nights in the Cole household during times when his family was having financial difficulties. The bond they formed was absolutely unique.

"They were brothers," Feliciano's wife, Shannon told ESPN. "I had to get Sean's approval to date Jon."

Everything took a tragic turn though in 2016 when Cole crashed his vehicle into a canal in Davie, FL. Underwater for more than 15 minutes, Cole never regained consciousness. In December 2016, Cole, only 22, died after being taken off life support. Now Feliciano remembers his best friend via a tattoo, a t-shirt he wears every game and through his daughter, Shawn Cole Feliciano.

PERSONAL

Married to Shannon and the couple has a daughter, Shawn Cole. Son of Alicia and Rafael. Has two brothers. Last name is pronounced fuh-LEE-see-ah-no.

GAMES PLAYED/STARTED

2015 (Oak, 6/3), 2016 (Oak, 16/0), 2017 (Oak, 13/1), 2018 (Oak, 14/13), 2019 (Buf, 16/16) ... Totals (64/24).
Playoffs: 2016 (Oak, 1/0), 2019 (Buf, 1/1) ... Totals (2/1)



IF YOU HAVEN'T 'HERD'



STARTING FROM NOTHING

Feliciano has endured a long journey to Buffalo, starting from growing up in a condemned mobile home that at times did not have heat, running water, or even electricity. Feliciano didn't even begin playing football until the 9th grade, but recognized with his natural size and abilities, the sport could be a path to a better life. "When I (first started playing football), they gave me a helmet and pads," Feliciano told ESPN. "I didn't know how to put on the pads." The choice to play soon paid off in a scholarship offer from the Miami Hurricanes.

A DRIVING INSPIRATION

Feliciano's younger brother, Chris, was born deaf. Jon carries that weight with him and lets it drive him. "I always feel like he's here with me," Jon told the Miami Herald in 2011. "I just try and do my best because I know he wishes he could be out here. He's my inspiration." Jon's mother, Alicia, recognizes how special their bond is. "Chris is so into the games he won't even leave to go to the bathroom during a break," Alicia said. "He just looks up to Jon. He wants to do what Jon does. That's why Jon does what he does, to try and make him feel a part of that."

THE STAMPEDE

MOST MEMORABLE GAME:

Georgia Tech-Miami in 2012. Went up 19, down 19 and then won in OT

NOTABLE HIGH SCHOOL TEAMMATES:

Fabian Moreau

FIRST JOB:

Basketball camp coach

FAVORITE FOOD:

Chicken parm

FIRST VACATION SPOT:

Broward County

BEST ADVICE RECEIVED:

No one cares about your struggle, everyone struggles

NICKNAMES:

Mongo

PROUDEST ACHIEVEMENT:

His daughter

PLAYER HE HAS LEARNED

THE MOST FROM:

Rodney Hudson

FAVORITE MOVIE:

Avenger's Endgame



JERSEY NUMBER SIGNIFICANCE:

Was Warren Sapp's number at Miami

FAVORITE BOOK:

12 Rules for Life

HIDDEN TALENT:

Gaming

BUCKET LIST ITEM:

Go to Italy and eat chicken parm

BIGGEST INFLUENCE:

Watching his dad's work ethic. Was a city bus driver and never made excuses

PET PEEVE:

Complainers

FUN FACT:

Has a leg tattoo of Pikachu

SKILL HE WANTS TO LEARN:

To speak Spanish



REID FERGUSON LONG SNAPPER

69

6-2 235 4TH YEAR

MARCH 24, 1994 (AGE 26)

BUFORD, GA

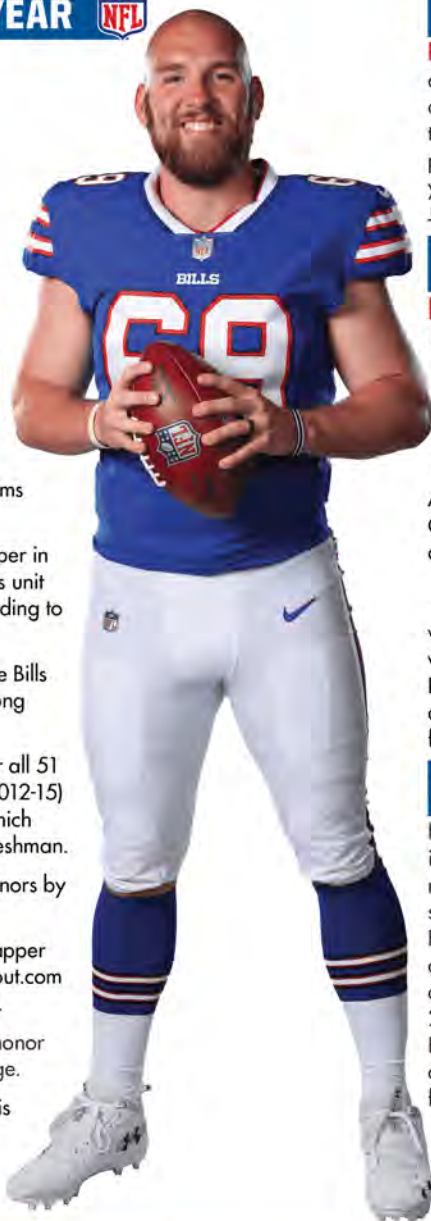
BUFORD HS

LSU LSU

UDFA: 2016

SHOUTOUTS

- Appeared in all 16 games for the third consecutive season in 2019 and posted one special teams tackle.
- In his first season as a long snapper in 2017, was part of a special teams unit that ranked 7th in the NFL (according to Rick Gosselin).
- As a rookie, earned a spot on the Bills practice squad in 2016 behind long snapper Garrison Sanborn.
- Served as LSU's long snapper for all 51 games of his collegiate career (2012-15) and only had one errant snap which occurred on his first snap as a freshman.
- Earned first-team All-America honors by Phil Steele in 2015.
- Rated as the nation's #2 long snapper coming out of high school by Scout.com and earned a scholarship to LSU.
- Earned a spot on the academic honor roll during all four years of college.
- Has visited 12 MLB stadiums in his quest to see all 30 venues. The latest two were Minute Maid Park in Houston and Yankee Stadium.



FIRST-AND-10

REID FERGUSON originally joined the Bills as a rookie free agent in 2016 from LSU and was added to the practice squad later that year. In 2017, he became the team's primary long snapper and signed a three-year contract extension with Buffalo on January 28, 2019.

IF YOU HAVEN'T 'HERD'

FIGHT FOR HIS FAMILY

Ferguson's brother, Blake, was diagnosed as a Type 1 diabetic in 2011 at the age of 13. Since then, it has been a family mission to raise awareness and funds to fight diabetes. In fact, during the 2018 offseason, he joined his brother and the American Diabetes Association in a trip to Capitol Hill to meet with lawmakers to raise awareness.

"The experience I had at Call to Congress with the American Diabetes Association was very eye-opening," Ferguson told The Buffalo News. "To be able to go to the Hill and continue the talks to get more funding for diabetes research was incredible."

PERSONAL

He and his wife, Erica, were married in 2020. Is the son of Kevin (a project manager at Ernst and Young) and Tracy (a sales executive at Coca-Cola). His brother, Blake, earned a national championship as a long snapper with LSU in 2019 and was a 6th round pick of the Miami Dolphins in 2020. Has a Goldendoodle named Buck. Earned a degree in sports administration and criminology. Began playing football for the Alpharetta (GA) Eagles in the 5th grade. Works extensively with the Classroom Champions program in Buffalo.

GAMES PLAYED/STARTED

2017 (Buf, 16/0), 2018 (Buf, 16/0), 2019 (Buf, 16/0) ... Totals (48/0).
Playoffs: 2017 (Buf, 1/0), 2019 (Buf, 1/0) ... Totals (2/0)



IF YOU HAVEN'T 'HERD'



BROTHERLY LOVE, FERGUSON STYLE

Reid and Blake Ferguson took similar paths to the NFL growing up in Buford, GA. Both attended Buford High School and LSU. And both are now playing in the AFC East, as Blake was drafted by the Dolphins in 2020. Blake learned a great deal from his big brother over the years, but it was not a one-way street. "Perserverance is the best thing I learned from Blake," recalled Reid. "His battle with diabetes over the years put a lot of things in perspective for me. Things that seemed like big problems are nothing compared to what he went through."

LIFE-CHANGING TRIP

Last February, Reid, his wife, Erica, Bills chaplain Len Vanden Bos and others embarked on a trip to Israel. "It was life changing," said Reid. "I grew up in the church and I was able to learn so much about the history of my faith." The group visited the Dead Sea, Mount Arbel, Jordan River (pictured above) and Jerusalem. "We watched several people get baptized in the river and that was really amazing. And thankfully, we were able to get out on one of the last flights from Tel Aviv one day before the country locked down [due to Covid-19 outbreak]."

THE STAMPEDE

MOST FAMOUS PEOPLE IN PHONE CONTACTS:

Stephen Hauschka and Zach Specht

FAVORITE MUSICAL ARTIST:

Chris Stapleton, Luke Combs

UNIQUE TALENT:

Can wiggle my ears

FIRST JOB:

Worked at a Chick-fil-A in high school

BIGGEST PET PEEVE:

People who don't use their blinker

TOP ITEMS ON YOUR BUCKET LIST:

Attending the World Cup soccer final and the Champions League final

FAVORITE FOOD:

Chicken parm

FAVORITE MOVIE:

Dark Knight

FAVORITE BOOK:

Bible

SOMETHING YOU COLLECT:

Any Yankees memorabilia



STRANGEST THING YOU ORDERED ON INTERNET:

Toe separators because I wear cleats all the time

FAVORITE CEREAL AS A KID:

Lucky Charms

FAVORITE VACATION SPOT:

London

FAVORITE CARTOON GROWING UP:

SpongeBob

IF YOU COULD PLAY ANY OTHER SPORT:

Pitcher for the New York Yankees

PRE-GAME RITUAL:

Watch Premier League game

FAVORITE OLYMPIC SPORT:

Curling

ONE SKILL YOU WOULD LIKE TO HAVE:

Play the guitar



CODY FORD TACKLE

70

6-3 329 2nd YEAR

DECEMBER 28, 1996 (AGE 23)

PINEVILLE, LA

PINEVILLE HS

OKLAHOMA

DRAFT: 2019 (2ND RD)

SHOUTOUTS

- Started at RT in 15/16 games of the 2019 season, and in the AFC Wild Card game vs. Hou (1/4/20).
- Helped the Bills record a season-high 244 rushing yards vs. Den (11/24/19).
- Started 14 games in 2018 winning the following honors: 2018 AP All-America Third Team selection, 2018 First-team All-Big 12 selection by league's coaches, second-team honoree by media.
- Part of offensive line in 2018 that won Joe Moore Award, which is awarded annually to the best collegiate football offensive line unit.
- Played in 12 games in 2017, making four starts.
- Named a 2017 Academic All-Big 12 Second Team honoree.
- Started the first three games of the 2016 season before suffering a season-ending injury.



FIRST-AND-10

CODY FORD enters his second season with the Bills in 2019 after being drafted by the team in the second round (38th overall) out of Oklahoma. A 2018 First-Team All-Big 12 selection, Ford started 21-of-29 career games played.

IF YOU HAVEN'T 'HERD'

FEAR THE BEARD

As just a sophomore in high school, Ford realized he had the ability to grow a full, thick beard. One would think it would have been the Louisiana heat that would have deterred him, but instead it was school rules.

"I was never allowed to have a beard. I was always getting in trouble for facial hair," Ford told the Norman Transcript. "I was like, 'Once I get outta here, I'm just gonna grow it.'"

Instead of the beard, Ford resorted to a outgrown mohawk with a blonde dye to be able to show off his personality in high school. He has since ditched that look.

However with Ford stepping in to replace NFL Draft pick Orlando Brown last season, he did note that he wanted to add some more swag to the Sooners offensive line. "[Brown] wasn't really the swaggiest, but we ain't gonna say nothing," Ford joked, noting he's not so much into clothes, but when it comes to hair, "I get some cuts and it's. ... it's fresh."

PERSONAL

Son of Leah and Robert Ford. Has one brother, Michael and one sister, Courtney. Graduated in December 2018 with a degree in criminology. In high school, he played basketball and threw the discus.

GAMES PLAYED/STARTED

2019 (Buf, 16/15) ... Totals (16/15). Playoffs: 2019 (Buf, 1/1) ... Totals (1/1)



IF YOU HAVEN'T 'HERD'



LIKE GRANDFATHER LIKE SON

Cody's biggest obstacle he had to overcome was the passing of his grandfather in 2015. His grandfather instilled his dominance into Cody which made him the man he is today. "He is the reason why I started playing football. He is my biggest role model." His grandfather had the eye for talent as he was an former offensive lineman himself. "After he passed, my game definitely went up a level." Ford continues to remember his grandfather on by using a #RIPPAPA on most of his posts.



PASSING THE TORCH

Cody wore 74 during his four year tenure at Oklahoma. However when he found out who previously wore number 70 as a Bill, he instantly wanted to wear it.

Eric Wood who would become a Pro Bowler in 2015 also wore 70. After the Bills drafted Cody, Wood tweeted "This photo isn't easy to see but #70 wasn't getting retired in Buffalo so I'm glad the dude getting my number is going to maul people on the field this year!"

THE STAMPEDE

FAVORITE CARTOON:

Dexter's Laboratory

FAVORITE LATE NIGHT SNACK:

Peanut Butter and Jelly

FAVORITE MUSICAL ARTIST:

Kevin Gates

NUMBER ONE THING ON YOUR BUCKET LIST:

To go to Bora Bora

FAVORITE FOOD:

Cajun food

UNIQUE HOBBIES:

Playing the trumpet

BIGGEST PET PEEVE:

Having to repeat himself

FAVORITE TV SHOW:

Martin

BEST ADVICE YOU'VE BEEN GIVEN:

Never quit. This applied to him the most after breaking his fibula in 2016

WHAT IS YOUR FAVORITE MOVIE:

Toy Story 1



SPORTING EVENT HE'D WANT TO ATTEND:

World Series

PROUDEST ACHIEVEMENT:

Earning his degree in criminology

DO YOU COLLECT ANYTHING:

Bracelets

FAVORITE VACATION SPOT:

Gulf shore

ONE MUSICAL ARTIST YOU'D WANT TO SEE IN CONCERT:

Michael Jackson



ROBERT FOSTER

WIDE RECEIVER

16

6-2 **196** **3RD YEAR** 

MAY 7, 1994 (AGE 26)

 **MONACA, PA**

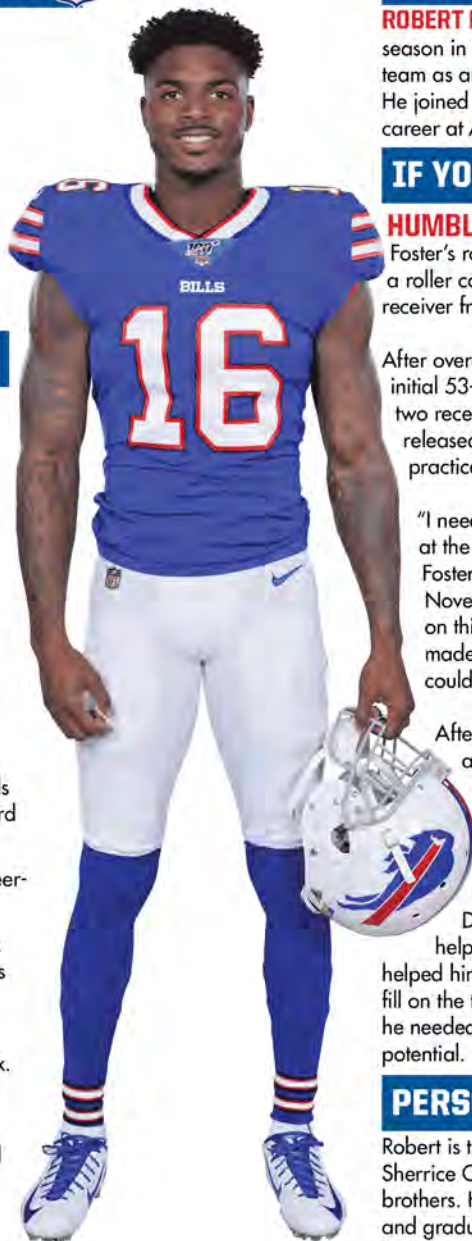
 **CENTRAL VALLEY HS**

 **ALABAMA**

 **UNDRAFTED: 2018**

SHOUTOUTS

- Totaled three catches for 64 yards and two rushes for 29 yards during the 2019 regular season.
- Had three games with 100+ receiving yards in 2018, making him the first Bills WR to reach that feat since Sammy Watkins in 2015. He was also the first undrafted rookie to do so in the common draft era (since 1967).
- Finished the 2018 season with 27 catches for 541 yards and 3 touchdowns.
- Had a career-high 108 receiving yards vs. Det. (12/16/18), including a 42-yard touchdown grab.
- Logged 104 receiving yards on a career-high 7 receptions at NYJ (11/11/18).
- Had a catch of at least 25 yards in six consecutive games in 2018, which was the longest streak by a Bill since WR Jerry Butler in 1985-86.
- Caught a 75-yard TD reception vs. Jax. (11/25/18), which was the longest TD reception for the Bills since 2016.
- From weeks 10-17 in 2018, Foster had nine catches of 25+ yards or more, which ranked 4th in the league.



FIRST-AND-10

ROBERT FOSTER is entering his third season in Buffalo after signing with the team as an undrafted free agent in 2018. He joined Buffalo after a five-year collegiate career at Alabama (2013-17).

IF YOU HAVEN'T 'HERD'

HUMBLE AND MOTIVATED

Foster's rookie season in 2018 was a bit of a roller coaster ride for the undrafted wide receiver from Alabama.

After overcoming the odds and making the initial 53-man roster, Foster only totaled two receptions for 30 yards before being released on 10/18/18 and placed on the practice squad.

"I needed it. I needed to be cut because at the end of the day, it helped me," Foster said to the Associated Press in November of 2018. "It made me work on things that I needed to work on. It made me do a lot more things that I could do to benefit the team."

After being brought back up to the active roster, Foster totaled 25 catches for 511 yards and three touchdowns in the last seven games of the 2018 season.

Foster credits teammates FB Pat DiMarco and T Dion Dawkins for helping him see the big picture. They helped him understand the role that he can fill on the team and the amount of work he needed to put in to begin fulfilling his potential.

PERSONAL

Robert is the son of Robert Foster II and Sherrice Clements. He has four older brothers. He studied health communications and graduated from the University of Alabama.



IF YOU HAVEN'T 'HERD'



THE COLLECTOR

A recent passion that Foster has gotten in to has been collecting sneakers. With a collection of over 100 pairs, it's a newer endeavor for Foster, but one that is growing quickly. Currently, his favorite pair that he has are the Air Max 97 Silver Bullets.

Another off-the-field hobby that Foster enjoys is remote control cars as he has been driving them around with teammates when not at the facility. He's been working on having a collection of those as well.



CENTRAL VALLEY PRIDE

Not only has Robert been a frequent attendee of community events here in Buffalo, but during the 2019 offseason he began to focus on his community back home in Monaca, Pennsylvania.

Along with his high school teammate, Jordan Whitehead, of the Tampa Bay Buccaneers, Robert hosted the Next Level Football Camp at his alma mater, Central Valley High School.

The free camp gave Robert the opportunity to pass on lessons from football and life to 250 attendees.

THE STAMPEDE

BEST ADVICE HE RECEIVED:

Stay the course and be humble

FAVORITE LATE NIGHT SNACK FOOD:

Rice Krispie Treats

FAVORITE BOOK:

James and the Giant Peach

PROUDEST ACHIEVEMENT:

Graduating college and being a father

DO YOU HAVE A HIDDEN TALENT:

Can play the drums

FIRST JOB GROWING UP:

Landscaping company

FAVORITE MOVIE:

Friday Night Lights

FAVORITE MEAL:

Salmon or any kind of seafood

FAVORITE CARTOON CHARACTER:

Johnny Bravo

FAVORITE PLAYER:

Larry Johnson



FIRST JERSEY OWNED GROWING UP:

His own Beaver Falls Tigers jersey

BIGGEST PET PEEVE:

When someone doesn't clean up after themselves

FAVORITE NON-SOCIAL MEDIA APP:

iMessage

FAVORITE OLYMPIC EVENT TO WATCH:

100 meter sprint

IF YOU COULD PLAY ANY OTHER SPORT:

Baseball for the Pittsburgh Pirates

IF YOU COULD HAVE ONE SUPERPOWER:

Speed



ROBERT FOSTER

WIDE RECEIVER

16

ROBERT FOSTER'S NFL REGULAR SEASON RUSHING/RECEIVING STATISTICS

DATE	TEAM	GP	GS	RECEIVING					RUSHING				
				NO.	YDS	AVG	LG	TD	NO.	YDS.	AVG.	LG	TD
2018	Bills	13	3	27	541	20.0	75t	3	0	0	0.0	0	0
2019	Bills	13	2	3	64	21.3	24	0	2	29	14.5	22	0
TOTALS		26	5	30	605	20.2	75t	3	2	29	14.5	22	0

SINGLE-GAME HIGHS: RUSHING/RECEIVING

Rush Attempts 1 at Dallas Cowboys, Nov 28, 2019
Rushing Yards 22 vs. Denver Broncos, Nov 24, 2019
Longest Runs 22 vs. Denver Broncos, Nov 24, 2019
Receptions 7 vs. New York Jets, Dec 09, 2018
Receiving Yards 108 vs. Detroit Lions, Dec 16, 2018
Longest Receptions 75t vs. Jacksonville Jaguars, Nov 25, 2018

Receiving TDs 1 vs. Miami Dolphins, Dec 30, 2018
All-purpose yards 108 vs. Detroit Lions, Dec 16, 2018
Special Teams Tackles 2 at New England Patriots, Dec 21, 2019
Miscellaneous Tackles 1 vs. New York Jets, Dec 29, 2019
Most TDs 1 vs. Miami Dolphins, Dec 30, 2018

2019 GAME-BY-GAME REGULAR SEASON STATISTICS (BILLS)

DATE	OPPONENT	P/S	RECEIVING					RUSHING					W/L	SCORE
			NO	YDS	AVG	LG	TD	NO	YDS	AVG	LG	TD		
09/08	at Jets	P	0	0	0.0	0	0	0	0	0.0	0	0	W	17-16
09/15	at Giants	P	0	0	0.0	0	0	0	0	0.0	0	0	W	28-14
09/22	Bengals	P	0	0	0.0	0	0	0	0	0.0	0	0	W	21-17
09/29	Patriots		INACTIVE										L	10-16
10/06	at Titans		INACTIVE										W	14-7
10/20	Dolphins		INACTIVE										W	31-21
10/27	Eagles	P	0	0	0.0	0	0	0	0	0.0	0	0	L	13-31
11/03	Washington	P	0	0	0.0	0	0	0	0	0.0	0	0	W	24-9
11/10	at Browns	S	1	20	20.0	20	0	0	0	0.0	0	0	L	16-19
11/17	at Dolphins	P	0	0	0.0	0	0	0	0	0.0	0	0	W	37-20
11/24	Broncos	P	1	24	24.0	24	0	1	22	22.0	22	0	W	20-3
11/28	at Cowboys	P	1	20	20.0	20	0	1	7	7.0	7	0	W	26-15
12/08	Ravens	P	0	0	0.0	0	0	0	0	0.0	0	0	L	17-24
12/15	at Steelers	P	0	0	0.0	0	0	0	0	0.0	0	0	W	17-10
12/21	at Patriots	P	0	0	0.0	0	0	0	0	0.0	0	0	L	17-24
12/29	Jets	S	0	0	0.0	0	0	0	0	0.0	0	0	L	6-13
2019 TOTALS		13-2	3	64	21.3	24	0	2	29	14.5	22	0	10-6	



JAKE FROMM QUARTERBACK

10

6-2 **215** **ROOKIE**



JULY 30, 1998 (AGE 22)



WARNER ROBINS, GA



HOUSTON COUNTY HS



GEORGIA



DRAFT: 2020 (5TH RD)

SHOUTOUTS

- During three-year career at Georgia, went 621-of-982 (.63) for 8,224 passing yards and 78 touchdowns, while only throwing 18 interceptions. Rushed for 40 yards on 134 attempts and ran for 3 touchdowns.
- Led Georgia to a CFP Championship game as a freshman in 2017, completing 181-of-291 attempts for 2,615 yards and 24 touchdowns.
- Led UGA to three straight SEC championship games (2017-19).
- Finished the 2018 season completing 206-of-306 attempts for 2,749 yards and 30 touchdowns. His 30 touchdowns ranked tenth the NCAA.
- Finished 5th among all FBS QBs in 2018 in passing efficiency (171.2).
- Completed the 2019 season going 234-of-385 for 2,860 yards and 24 touchdowns.
- Earned SEC Freshman of the Year (coaches), Freshman All-SEC team, and Freshman All-American by ESPN and USA Today following the 2017 season.
- Threw for a career-high 326 yards vs. Missouri (10/14/17).



FIRST-AND-10

JAKE FROMM was drafted by the Bills in the fifth round (167th overall) of the 2020 draft. He completed a three-year at Georgia by leading the Bulldogs to three SEC Championship games and one appearance in the CFP Championship.

IF YOU HAVEN'T 'HERD'

GIVING BACK

On top of an already rigorous school and football schedule, Jake Fromm makes a habit of giving back to the community. Every year, Fromm participated in multiple events with the Athens-based organization, Extra Special People, along with visiting Camp Sunshine, a program that provides activities for children with cancer.

At a summer visit to Camp Sunshine, Fromm participated in several games with the children.

"As soon as you put on the jersey, it's a different world, it's a different power, and I'm thankful to be on this stage and get to spend some time with some awesome people and hopefully make their day," Jake Fromm told Dawg Nation. "It's an awesome opportunity to affect these kids and hopefully put a smile on their face. You feel like you're young again here, and come out and have some fun, shoot some basketball and play some dodge ball."

For his work, Fromm was selected to the 2019 Allstate AFCA Good Works Team.

PERSONAL

The son of Lee and Emerson Fromm. Has two brothers, one of which plays football at Auburn. Majored in Finance at Georgia. Named to the AFCA Allstate Good Works Team in 2019 for his community service.



JAKE FROMM QUARTERBACK

10

THE STAMPEDE

FAVORITE ATHLETE:

Chipper Jones

MOST MEMORABLE GAME:

2017 Rose Bowl to go to national championship

NICKNAMES:

Man child

FAVORITE MEAL:

Steak and potatoes

PREGAME RITUAL:

Listen to music and pray

FIRST JOB:

Helping dad build pools

SIGNIFICANCE TO JERSEY NUMBER:

Growing up, him and brothers have always been 10, 11, 12

FAVORITE BOOK:

Bible

FAVORITE ARTIST:

Luke Bryan

FAVORITE MOVIE:

Talladega Nights

FAVORITE OLYMPIC SPORT:

Curling

**FAVORITE TV SHOW:**

Longmire, Game of Thrones, The Office

FAVORITE HOBBY AWAY FROM FOOTBALL:

Hunting and fishing

FAVORITE VACATION SPOT:

Lake or beach

IF YOU COULD GO PRO IN ANOTHER SPORT:

Baseball - played in little league world series

FAVORITE CEREAL:

Cinnamon Toast Crunch

PETS:

2 dogs - Dixie and Charlie

COLLECT ANYTHING:

Hats

FAVORITE EMOJI:

Laughing face

PET PEEVE:

Cracking eggs on the counter



REGGIE GILLIAM

FULLBACK

41

6-0 **244** **ROOKIE** 

AUGUST 20, 1997 (AGE 23)

 **GALLOWAY, OH**

 **WESTLAND HS**

 **TOLEDO**

 **UDFA: 2020**

SHOUTOUTS

- Finished his four-year collegiate career playing in 40 games, while totaling 18 receptions for 153 yards and three receiving touchdowns.
- In 2019, he was nominated for the Jason Witten Collegiate Man of the Year Award for leadership.
- Recorded a career-long 34 yard touchdown at Western Michigan (10/25/18).

STAMPEDE

Most memorable game?
MAC Championship 2017

Nickname growing up?
Sledge (in college)

If you could have one superpower?
Teleport

Pre-game rituals?
Like to sit in locker and listen to R and B

Favorite movie?
Undercover brother

What's your favorite vacation spot?
Myrtle beach

Flats or drumsticks?
Drumsticks



FIRST-AND-10

REGGIE GILLIAM signed with the Bills as an undrafted free agent following the 2020 NFL Draft out of Toledo. Gilliam spent four years at Toledo, earning 2018 second-team all-conference honors as a junior.

IF YOU HAVEN'T 'HERD' FROM UNNOTICED TO NFL

Although Gilliam always had the passion to make it to the NFL, he mostly went unnoticed by college coaches.

According to Utroockets.com, "I started my recruitment process late. Coming out of high school, I didn't have many schools looking at me," said Gilliam.

"Toledo reached out around the third game into my senior season. It was the first school to reach out to me, and I decided to visit. I just fell in love with the place immediately, and decided to come to Toledo as a walk-on."

Gilliam enrolled at Toledo in 2015, but did not officially join the team until his second semester. A short time later, he was told he was no longer a running back, that he would now be playing tight end. "I had never played tight end before, so I knew it was going to be challenging."

PERSONAL

The son of Reginald and Linda Gilliam. Has two brothers, Travis and Phillip. Graduated with a degree in interdisciplinary studies. He is the first person from Westland HS to make it to the NFL.



MARQUEL HARRELL

GUARD

68

6-3 **307** **ROOKIE** 

JULY 18, 1997 (AGE 23)

 **FAIRBURN, GA**

 **CREEKSIDE HS**

 **AUBURN**

 **UDFA: 2020**

SHOUTOUTS

- Played five seasons at Auburn and appeared in 43 games during his time as a Tiger.
- Started 31 games at Auburn.
- Held down the left guard position in 2019 and 2018 after originally getting starting experience in 2017.
- Was named third team all-SEC by Phil Steele for his play in 2018.
- Made the SEC academic honor roll all five years.

STAMPEDE

Nicknames?

Quel or QuelPheW

Biggest pet peeve?

The sound of rustling papers

Favorite food?

Hot wings with lemon pepper sprinkles from American Deli in Atlanta.

Favorite cartoon character?

Marvin the Martian. Has a tattoo of him on his shoulder.

Number one thing on your bucket list?

Go to Japan



FIRST-AND-10

MARQUEL HARRELL signed with the Bills as an undrafted free agent in 2020 after finishing his five-year career at Auburn (2015-19). Harrell appeared in 43 games during his time as a Tiger and was a starter over his last three seasons.

IF YOU HAVEN'T 'HERD'

FINDING CENTER

Like everyone else in the world, Marquel Harrell's world was turned upside down due to COVID-19.

In one of the most important times during his life, as he was searching to join an NFL team and move on to the next part of his career, Harrell had to find a way to keep himself sane. He began doing yoga in January and it ended up being the perfect help for him.

"One of my things that I felt like I had to improve on as a player was my flexibility," Harrell said to The Auburn Plainsman. "So, I just signed up for some classes in Auburn and I just have been hooked ever since the first class. And I just needed growth over the time and that was like implemented into my training sessions as well."

Between doing yoga at least four times a week, Harrell also focused on cooking healthy meals.

"I try and get a lot of fresh produce like apples and oranges and my vegetables and stuff," Harrell said. "Then I meal prep everything as far as food, like I might make pasta on Monday, and that'll stretch me for four days."

PERSONAL

The son of Nayesha and Melvin Harrell, he has five siblings. Last name is pronounced hah-RELL. Graduated with a degree in kinesiology and is also pursuing a degree in nutrition. Harrell is fluent in French.



STEPHEN HAUSCHKA

KICKER

4

6-4 **210** **13TH YEAR** 

JUNE 29, 1985 (AGE 35)

 **NEEDHAM, MASS.**

 **NEEDHAM HS**

 **MIDDLEBURY COLLEGE**

 **FREE AGENT: 2017**

SHOUTOUTS

- Converted on his 17th consecutive field goal vs. NYJ (12/9/18), which marked the longest streak by a Bills K since Rian Lindell's 18 in 2007.
- Named AFC Special Teams Player of the Week by the NFL following week 10 of the 2018 season.
- On a 47-yard attempt vs. NE (10/29/18), Hauschka became the 10th active player to accumulate 1,000 points.
- Ranks 39th all-time in the NFL for FGs made with 264.
- Recorded a 56-yard FG at KC (11/26/17), his longest since he made a 58-yard FG with Seattle in 2014.
- Named AFC Special Teams Player of the Week following both weeks 3 and 4 in the 2017 season.
- Was the first kicker in NFL history with consecutive games with multiple 53-plus yard field goals (vs. Den., 9/24/17, at ATL, 10/1/17).
- Has made 24-of-25 postseason field goals. The 96% make rate in the postseason ranks 3rd in NFL history among players with 10+ field goals.



FIRST-AND-10

STEPHEN HAUSCHKA joined the Buffalo Bills after spending time with six NFL teams, most recently with the Seattle Seahawks. Hauschka entered the league when he signed as an undrafted free agent with the Minnesota Vikings in 2008. Before joining the NFL, Hauschka played his collegiate career at Middlebury College and North Carolina State University.

IF YOU HAVEN'T 'HERD'

LATE TO THE GAME

Stephen Hauschka was 19-years old before he took his first snap on the football field. Hauschka joined the football team at Middlebury College his sophomore year after playing soccer and lacrosse earlier in his career.

He set school records for field goals made in a season and a career.

He then transferred to North Carolina State for his final year of eligibility, where he led the ACC with an 88.9 field goal percentage. In 2008, he signed with the Minnesota Vikings as an undrafted free agent. He became the first NFL player produced by Middlebury since 1926. Since then, Hauschka has played for six different NFL teams, acquiring a Super Bowl win with the Seattle Seahawks during that time.

PERSONAL

Stephen Hauschka is married to his wife Lindsey, and the two of them are parents to sons Jones and Forest. They have two dogs: a pug chihuahua and an Australian Shepard poodle mix. Hauschka graduated with a degree in neuroscience from Middlebury College, where he also played soccer and lacrosse.



IF YOU HAVEN'T 'HERD'



A DIFFERENT CAREER

Stephen Hauschka's football career almost never materialized. After college, he had a choice to make: attend dental school or continue to pursue a career in football. Going into dentistry would have made sense, as his mother Barbara is a dentist. Though accepted into dental school, he chose the latter.

"I applied to dental school and I had to decide whether to try to keep playing football or go to dental school. I obviously chose football."

GIVING BACK

The Hauschka family has made giving to the community a priority. When the COVID-19 pandemic hit, Stephen and his wife Lindsey teamed up with The Grange Community Kitchen to provide dinner to 500 healthcare workers at ECMC and Buffalo General Medical Center.

During the 2019 season, the couple teamed up with SPCA to fund the "Hauschpups" program. For each field goal he made at home, he and Lindsey paid the adoption fee for a dog.

THE STAMPEDE

FAVORITE TV SHOW:

Planet Earth

FAVORITE MUSICAL ARTIST:

Jack Johnson

FIRST JOB:

Soccer referee

BIGGEST OBSTACLE YOU'VE HAD TO OVERCOME:

Self doubt

FAVORITE BOOK:

The Power of Now

PROUDEST ACHIEVEMENT:

Starting a family

BEST ADVICE GIVEN:

Stay in school

HOBBIES:

Golfing and gardening

FAVORITE MOVIE:

Avatar

FAVORITE SPORTS MEMORY AS A FAN:

Watching the USA men's soccer team beat Portugal in the 2014 World Cup in Brazil

FIRST JERSEY OWNED:

Andy Moog



MOST MEMORABLE GAME YOU'VE BEEN A PART OF:

Super Bowl XLVIII

FAVORITE OLYMPIC SPORT:

Table Tennis

NICKNAMES:

NC State coach called him the Polish Rifle

BUCKET LIST ITEM:

Hike to see the gorillas in Rwanda

IF YOU COULD PLAY ANOTHER SPORT:

Golf

FAVORITE TEAMS GROWING UP:

Team USA soccer

PRE-GAME RITUALS:

Visualization and pilates warm up

GUILTY PLEASURE SNACK:

Corn tortilla chips with guac



STEPHEN HAUSCHKA KICKER

4

STEPHEN HAUSCHKA'S NFL REGULAR SEASON KICKING STATISTICS

DATE	TEAM	GP	FGM	FGA	PCT.	LG	XP	XPA	PCT.	BLK	PTS
2008	Ravens	8	1	2	50.0	54	0	0	0.0	0	3
2009	Ravens	9	9	13	69.2	44	27	28	96.4	0	54
2009	Falcons	0	0	0	0.0	0	0	0	0.0	0	0
2009	TOTAL	9	9	13	69.2	44	27	28	96.4	0	54
2010	Broncos	4	6	7	85.7	46	10	10	100.0	0	28
2011	Seahawks	16	25	30	83.3	52	34	34	100.0	2	109
2012	Seahawks	16	24	27	88.9	52	46	48	95.8	1	118
2013	Seahawks	16	33	35	94.3	53	44	44	100.0	1	143
2014	Seahawks	16	31	37	83.8	58	41	41	100.0	2	134
2015	Seahawks	16	29	31	93.5	54	40	44	90.9	1	127
2016	Seahawks	16	33	37	89.2	53	29	35	82.9	1	128
2017	Bills	16	29	33	87.9	56	29	29	100.0	0	116
2018	Bills	16	22	28	78.6	54	26	27	96.3	1	92
2019	Bills	16	22	28	78.6	51	30	32	93.8	0	96
TOTALS		165	264	308	85.7	58	356	372	95.7	9	1,148

STEPHEN HAUSCHKA'S NFL POSTSEASON KICKING STATISTICS

DATE	TEAM	GP	FGM	FGA	PCT.	LG	XP	XPA	PCT.	BLK	PTS
2008	Ravens	3	0	0	0.0	0	0	0	0.0	0	0
2012	Seahawks	1	3	3	100.0	32	1	1	100.0	0	10
2013	Seahawks	3	8	8	100.0	49	9	9	100.0	0	33
2014	Seahawks	3	2	2	100.0	37	9	9	100.0	0	15
2015	Seahawks	2	2	3	66.7	46	4	4	100.0	0	10
2016	Seahawks	2	4	4	100.0	43	4	5	80.0	0	16
2017	Bills	1	1	1	100.0	31	0	0	0.0	0	3
2019	Bills	1	4	4	100.0	47	1	1	100.0	0	13
TOTALS		16	24	25	96.0	49	28	29	96.6	0	100



STEPHEN HAUSCHKA

KICKER

4

STEPHEN HAUSCHKA'S NFL REGULAR SEASON FIELD-GOAL ACCURACY STATISTICS

DATE	TEAM	1-19	PCT.	20-29	PCT.	30-39	PCT.	40-49	PCT.	50+	PCT.
2008	Ravens	0-0	0.0	0-0	0.0	0-0	0.0	0-0	0.0	1-2	50.0
2009	Ravens	0-0	0.0	1-1	100.0	5-7	71.4	3-5	60.0	0-0	0.0
2009	Falcons	0-0	0.0	0-0	0.0	0-0	0.0	0-0	0.0	0-0	0.0
2009	TOTAL	0-0	0.0	1-1	100.0	5-7	71.4	3-5	60.0	0-0	0.0
2010	Broncos	0-0	0.0	1-1	100.0	3-3	100.0	2-3	66.7	0-0	0.0
2011	Seahawks	2-2	100.0	5-6	83.3	9-10	90.0	7-8	87.5	2-4	50.0
2012	Seahawks	1-1	100.0	7-7	100.0	10-10	100.0	5-5	100.0	1-4	25.0
2013	Seahawks	0-0	0.0	10-11	90.9	9-9	100.0	11-12	91.7	3-3	100.0
2014	Seahawks	0-0	0.0	10-10	100.0	10-10	100.0	9-13	69.2	2-4	50.0
2015	Seahawks	0-0	0.0	9-9	100.0	7-7	100.0	7-9	77.8	6-6	100.0
2016	Seahawks	0-0	0.0	11-13	84.6	13-13	100.0	8-10	80.0	1-1	100.0
2017	Bills	0-0	0.0	6-6	100.0	9-9	100.0	7-9	77.8	7-9	77.8
2018	Bills	0-0	0.0	3-3	100.0	8-8	100.0	7-10	70.0	4-7	57.1
2019	Bills	0-0	0.0	5-5	100.0	7-8	87.5	9-10	90.0	1-5	20.0
TOTALS		3-3	100.0	68-72	94.4	90-94	95.7	75-94	79.8	28-45	62.2

SINGLE-GAME HIGHS: KICKER

Field Goals Made 5 vs. Baltimore Ravens, Nov 13, 2011
Field Goal Attempts 5 vs. New York Jets, Dec 09, 2018

PATs Made 7 vs. Arizona Cardinals, Dec 09, 2012
PAT Attempts 7 vs. Arizona Cardinals, Dec 09, 2012



ISAIAH HODGINS

WIDE RECEIVER

87

6-3 **201** **ROOKIE**



OCTOBER 21, 1998 (AGE 21)



WALNUT CREEK, CA



BEREAN CHRISTIAN HS



OREGON STATE



DRAFT: 2020 (6TH RD)

SHOUTOUTS

- During three seasons at Oregon State, caught 176 passes for 2,322 yards (an average of 13.2 yards per reception) and 20 touchdowns. His 20 touchdowns tied for the second-most in school history.
- In 2019, caught 86 passes for 1,171 yards (13.6 per) and 13 touchdowns. Earned second-team All-Pac 12 honors. His 13 touchdown catches marked the second-most ever by a Beaver in a single season.
- In 2018 as a sophomore, earned honorable mention All-Pac-12 honors as OSU's leading receiver catching 59 passes for 876 yards five TDs.
- As a freshman in 2017, caught 31 passes for 275 yards and two TDs in 11 games (six starts). Caught the game winning touchdown in the fourth quarter against Portland State.
- His 14 receptions against Nevada in 2018 are tied for the most in a single game by an Oregon State player, equaling Mike Hass (2004 vs. Arizona State) and Brandin Cooks (2013 vs. San Diego State).
- Had eight career 100-yard receiving games, tied for sixth-most all-time at OSU.



FIRST-AND-10

ISAIAH HODGINS was drafted by the Bills in the sixth round (207th overall) in 2020, after playing three years for Oregon State. Hodgins left the Beavers having racked up 20 receiving touchdowns, a total that ranks second in school history.

IF YOU HAVEN'T 'HERD'

A FAMILY DYNASTY

Back in 1998 while coaching San Jose State, Dave Baldwin let James Hodgins skip two practices for the birth of his son, Isaiah Hodgins. Fast forward 18 years and that decision paid off as Baldwin was now coaching Isaiah as the Oregon State WR coach. "Maybe I was just looking down the road, because I knew (Isaiah) was going to play for me," Baldwin said to Oregon Live. That decision paid off again when the youngest Hodgins, Isaac, also committed to Oregon State as he was intrigued at Isaiah and himself creating something of a family dynasty.

Both Isaiah and Isaac have benefited by being able to pick the brain of their father who played for eight NFL seasons, most famously paving the way for Marshall Faulk and the Rams 'Greatest Show on Turf'. James also oversaw their development by coaching the duo in high school. He recognized their talent, but made sure they knew it was going to come down to their work ethic. "The talent is there. The size is there," James said. "And then when you apply how hard they work, as a family we're expecting that it's going to be an exciting four or five years."

PERSONAL

Married to Maya. The son of James and Stephanie Hodgins. Has two brothers and a sister. His brother, Isaac, also plays college football at Oregon State. His dad enjoyed a eight year NFL playing career as a fullback for the Rams, Cardinals and Jets.



ISAIAH HODGINS

WIDE RECEIVER

87

IF YOU HAVEN'T 'HERD'



TIED AT THE HIP

Hodgins' brother, Isaac Hodgins is just 370 days younger than Isaiah, but the two have been joined at the hip throughout their childhood and their football careers which included a chance to play together at Oregon State. "When I was young, I didn't talk very much until I was like four-years old," said Isaac. "The only person I would talk to was Isaiah. So if I was hungry or something I would ask him for some food and then Isaiah would ask my parents for the food. So, that was just our relationship. We walked to school together. We did everything together."

FOLLOWING DAD'S FOOTSTEPS

When your dad plays eight years in the NFL, expectations are high for you to produce on the gridiron. That wasn't initially the case with Isaiah. "I wasn't good at all and I'm pretty sure my dad, probably was mad on the inside," Hodgins said. "Being an NFL player and then seeing his son not be very good at football. I know it was probably rough for him." He had flipped the script by the time he arrived in high school though, tallying three consecutive 1,000-yard receiving seasons from his sophomore to senior seasons en route to a scholarship at Oregon State and being drafted by the Bills.

THE STAMPEDE

FAVORITE ATHLETE:

Kobe Bryant

MOST MEMORABLE GAME:

Win over Colorado as a sophomore at Oregon St

NICKNAMES:

Bear

FAVORITE MEAL:

Dad's vegan lasagna

PREGAME RITUAL:

Pray with his wife

FAVORITE TV SHOW:

Anything on NFL Network

HIGH SCHOOL SPORTS:

Football, track and basketball

FAVORITE BOOK:

The Bible

PLAYER HE EMULATES:

Larry Fitzgerald

BEST ADVICE RECEIVED:

Keep God first and push through the hard times because better days are coming

FIRST SPORTS JERSEY:

Reggie Bush, Saints



TOP BUCKET LIST ITEM:

Go on a mission trip

ACTOR WHO WOULD PLAY HIM IN A MOVIE:

Michael B Jordan

PET PEEVE:

People who chew with their mouth open

DREAM SPORTING EVENT TO ATTEND:

A Super Bowl or NBA Finals game

FAVORITE MOVIE:

Stomp the Yard

DREAM VACATION SPOT:

Jamaica

DESIRED SKILL TO LEARN:

To play baseball

FLATS OR DRUMSTICKS:

Flats

PETS

A pit mix named Bella



JERRY HUGHES

DEFENSIVE END

55

6-2 254 11TH YEAR 

AUGUST 13, 1988 (AGE 31)

 SUGAR LAND, TX

 STEPHEN F. AUSTIN HS

 TCU

 TRADE: 2013 (IND)

SHOUTOUTS

- Holds streak of 131 consecutive games played, tied for 3rd longest among NFL defensive players (Brandon Carr 192, Cameron Jordan 144, Ndamukong Suh 131).
- Ranks 6th all-time in Bills history with 46.5 sacks (Kyle Williams is ranked 5th with 48.5).
- Posted a Bills playoff record and a career-high 3 sacks of Deshaun Watson at Hou. (1/4/20).
- Led the Bills with 7 sacks and 18 QB pressures in 2018.
- With back-to-back double-digit sack seasons in 2013 and 2014, became the 4th player in franchise history to do so joining Bruce Smith (1986-1990, 1992-98), Aaron Schobel (2005-06) and Mario Williams (2012-14).
- Forced and recovered a fumble by RB Terrance West and returned it 18 yards for his first career TD vs. Cle. (11/30/14).
- Led the nation with 15 sacks at TCU in 2008 and finished career ranked 2nd in school history with 28.5 sacks behind Aaron Schobel's 31.



FIRST-AND-10

JERRY HUGHES is in his 8th season in Buffalo after being acquired in a trade with Indianapolis in 2013 for LB Kelvin Sheppard. Hughes entered the NFL as a first round pick (31st overall) of the Colts in 2010. A dynamic pass rusher, he has registered a team-high 46.5 sacks and 12 forced fumbles since 2013. Hughes signed a two-year contract extension on May 21, 2019 to keep him in Buffalo until 2021.

IF YOU HAVEN'T 'HERD'

"THE REST IS HISTORY"

After rushing for 1,412 yards and 19 TDs as a high school senior, Hughes was recruited as a running back. He chose to attend TCU to join Gary Patterson's squad as an "athlete." Not knowing what that completely meant, Hughes showed up to his locker one day to find a jersey with the number 98 on it. "I thought it meant I was redshirted or something," recalled Hughes. "I had no idea I was going to play defensive end. Heck, I never played defense before in my life. Ever. What coach told me was that I have a better shot at playing 10 years in the NFL as a defensive end than maybe like three years as a running back. So I had to put some weight on my 210-pound body and the rest is history." Hughes went on to finish his career at TCU with 28.5 sacks.

PERSONAL

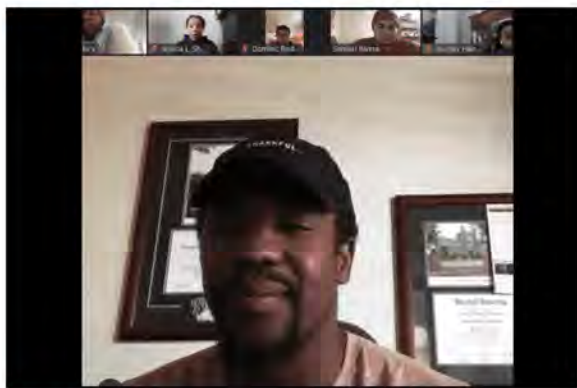
He and his wife, Meghan, have a son, J.R., and a daughter, Hayden. Parents are Jerry and Pam Hughes. Has a German Shepherd named CeCe. Earned a degree in communications. During the coronavirus pandemic in 2020, he partnered with The Grange Community Kitchen to supply meals to Western New York first responders and healthcare workers while donating \$50,000 to help various charitable efforts in the Buffalo area.



JERRY HUGHES DEFENSIVE END

55

IF YOU HAVEN'T 'HERD'



MEANINGFUL ZOOM FOR BUFFALO PREP

Founded in 1989, Buffalo Prep is not a school, but rather a dedicated organization that works with private, public, and charter high schools to help underrepresented youth take advantage of a first-rate college preparatory education. Their 2020 graduation took place via Zoom because of the Covid-19 pandemic and Hughes and teammate Levi Wallace volunteered to take part and speak to the college-bound students. "It was a great experience. It was an honor to speak with them. I wanted to be here for them, and you know, give them as much wisdom as I can," said Hughes.

HORNED FROG HALL OF FAMER

Hughes was named to the TCU Hall of Fame in 2020 as he was one of two players in program history to be a two-time consensus first-team All-American (2008 and 2009). He led the nation with 15 sacks in 2008 and posted 11.5 sacks in 2009. Hughes won the Ted Hendricks Award as the nation's top defensive end and the Lott IMPACT Trophy in 2009. Upon learning of this honor Hughes tweeted, "Pinch me I must be dreaming! What an honor it is to be mentioned with these TCU greats! God is amazing, and this just proves ANYTHING IS POSSIBLE!!!"

THE STAMPEDE

FAVORITE OLYMPIC SPORT:

Track and field

FIRST JOB GROWING UP:

Moving company

BIGGEST PET PEEVE:

Clutter

MOST UNIQUE HOBBY:

Playing baseball. I still go to the batting cages to see if I still got it. Baseball was my first love growing up.

FAVORITE MOVIE:

Training Day

FAVORITE CARTOON CHARACTER:

Teenage Mutant Ninja Turtles

FAVORITE LATE NIGHT SNACK:

Apples and peanut butter

FAVORITE VACATION SPOT:

London

NFL PLAYERS YOU HAVE LEARNED THE MOST FROM:

Dwight Freeney and Robert Mathis

TOP BUCKET LIST ITEM:

Go into a shark tank



IF YOU COULD ATTEND ANY SPORTING EVENT:

Wimbledon

FIRST JERSEY OWNED:

Warren Moon, Oilers

IF YOU COULD HAVE ONE SUPERPOWER:

Regenerate like Wolverine

A SKILL YOU WOULD LIKE TO LEARN:

Play guitar, play piano, and to speak Spanish

IF YOU COULD PLAY ANOTHER SPORT:

Forward for Liverpool

MOST UNIQUE ITEM PURCHASED ON INTERNET:

Segways. I use them to take out the trash

MOST FAMOUS PERSON IN CELL PHONE CONTACTS:

LaDainian Tomlinson



MICAH HYDE

SAFETY

23

6-0 **197** **8TH YEAR** 

DECEMBER 31, 1990 (AGE 29)

 **FOSTORIA, OHIO**

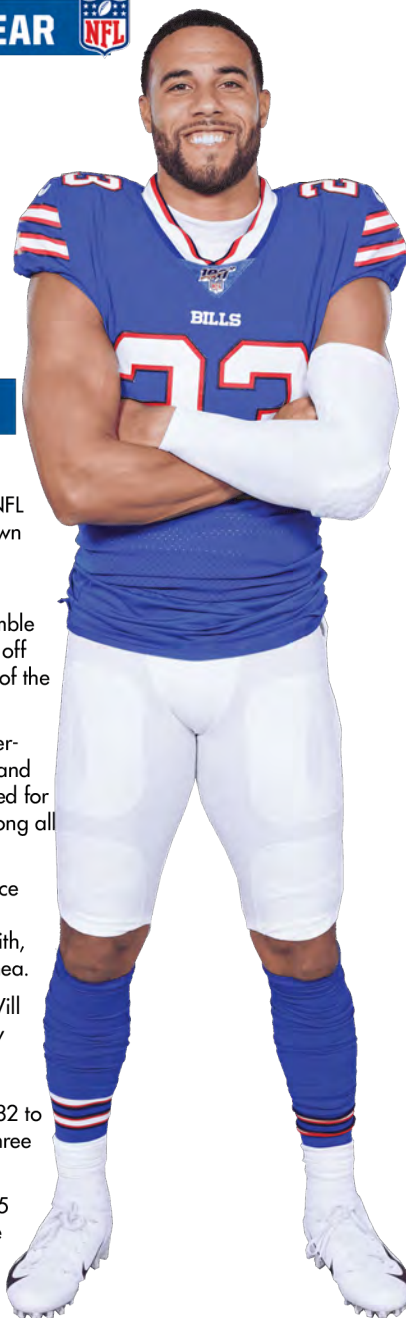
 **FOSTORIA HS**

 **IOWA**

 **FREE AGENT: 2017**

SHOUTOUTS

- Returned an onside kick 45 yards vs. Mia. (10/21/19) to seal a 5-1 start for the Bills. Marked the first NFL onside kick returned for a touchdown since 2010.
- At NE (12/21/19), recovered and returned a Jordan Poyer forced fumble 31 yards. Vs. NE (9/29/19) picked off Tom Brady for his first interception of the 2019 season.
- Tied for 5th in the NFL with a career-high five interceptions in 2017. He and fellow safety Jordan Poyer combined for 10 interceptions in 2017 - tops among all safety duos in the NFL.
- Is one of five safeties in the NFL since 2013 with 12+ INTs and 4+ sacks, joining Reshad Jones, Harrison Smith, Malcolm Jenkins, and Antoine Bethea.
- Tied with Desmond Howard and Will Blackmon for first in Packers history with three career punt returns for a touchdown. Also Became the first defensive back in Packers since 1982 to register a sack in each of his first three seasons.
- Had a career high 82 tackles and 5 interceptions for the Bills during the 2017 season.



FIRST-AND-10

MICAH HYDE signed a five-year contract with the Bills in 2017 as an unrestricted free agent after spending his first four NFL seasons in Green Bay. Hyde made the most of his first season in Buffalo in 2017, earning his first career Pro Bowl berth and 2nd-team All-Pro honors. Hyde was a 5th round pick of the Packers in 2013.

IF YOU HAVEN'T 'HERD'

COUNTED OUT

"I have always been overlooked." And it's something Hyde takes a lot of pride in and it fuels his desire to be the best. Recruited only by Iowa and MAC schools, he committed to Iowa on the last day of the signing period. "When I was a free agent, Buffalo was the only team that was interested. It all keeps me working. I'm never the one to look for pats on the back."

NO DEBT


Hyde's foundation, IMaGInE For Youth, stepped up for his hometown of Fostoria, OH in December by paying off \$1,485 of Fostoria City School lunch debt that helped 167 children in the district. "Micah is a product of where he comes from and he worked really hard getting to where he is. And I think he is fortunate, obviously, to be an NFL player and to be able to be fortunate like that and be able to give back to your community. I think that's a mark of an outstanding individual," said Tracy Troxel (from IMaGInE For Youth).

PERSONAL

He and his wife, Amanda, were married on July 7, 2018. The couple welcomed a son, Micah Jr., in March 2020. Son of Pamela Moore and his stepfather Clayton Moore. His brother, Marcus, was a safety at Michigan State from 2007-10. In high school, earned first-team, all-state honors as a quarterback. Graduated with a degree in recreation and sports business.



IF YOU HAVEN'T 'HERD'



IMAGINE FOR YOUTH FOUNDATION

Took an idea that began as part of a class project in college and started the IMagINe for Youth Foundation, an organization that collected sporting goods and donated them to local charities in Iowa. The foundation has continued on with its work in other states. "I believe sports are a gateway to learning how to be successful in life," said Hyde. [imagineforyouth.org]

BENEFITING BUFFALO

Hyde hosted a charity softball game in June 2019 to support his IMagINe for Youth Foundation, while also helping him and his teammates grow closer together. The game generated more than \$40,000 which will be given back to the Buffalo community. The two teams pitted the offense against the defense, with the defense emerging victorious 8-7.

HYDE'S GREEN THUMB

Growing up in a single family home, Hyde was mentored by a family friend, Ken Watson (pictured with Hyde above), who operated a farm in Tiffin, Ohio. Micah worked for Watson at that farm. "He taught me the value of the dollar and what hard work can do for you. I'd wake up early in the morning and do all sorts of jobs like baling straw, moving boulders, and cutting down trees."

It would not be a stretch to drive by Hyde's house now and see him outside gardening, mulching, or planting. "I'm really meticulous about how everything looks outside. I take a great deal of pride in that. Honestly, being so detail-oriented correlates with how I try to live my life as a whole. I learned those skills and other life lessons from working on that farm."

THE STAMPEDE

FIRST JERSEY OWNED:

Terrell Davis

TOP ITEMS ON YOUR BUCKET LIST:

Travel to Australia and go on a safari in Africa

ADVICE TO YOUNGER-SELF:

Stay the course and grind

FAVORITE BUFFALO-AREA RESTAURANT:

Mangia

BEST ADVICE EVER RECEIVED:

You only get one chance to make a good first impression

FAVORITE PLAYERS:

Deion Sanders and Champ Bailey

FAVORITE MOVIE:

The Shawshank Redemption



BIGGEST PET PEEVE:

Hearing people chew gum

MOST FAMOUS CELL PHONE CONTACT:

Tre'Davious White

BEST PLAYER YOU FACED:

Calvin Johnson

FAVORITE FOOD:

Mexican

FAVORITE APP:

Google Home

INTERESTING FACT:

His grandfather was awarded the Knight of the Legion of Honor medal, France's highest honor



MICAHA HYDE'S NFL REGULAR SEASON DEFENSIVE STATISTICS

DATE	TEAM	GP	GS	TACKLES								INTERCEPTIONS					FUMBLES			ST					
				TK	S	A	TFL	YDS	SK	YDS	QBH	NO	YDS	LG	TD	PD	FF	FR	YDS	TK	S	A	FF	FR	
2013	Packers	16	3	47	34	13	2	5	1.0	10.0	0	0	0	0	0	2	1	0	0	0	7	6	1	0	1
2014	Packers	16	12	57	43	14	2	8	1.0	7.0	1	2	9	9	0	7	0	0	0	3	3	0	0	0	
2015	Packers	15	7	50	46	4	1	3	1.0	3.0	1	3	36	34	0	6	0	1	0	5	5	0	0	1	
2016	Packers	16	11	56	45	11	3	10	1.0	6.0	2	3	11	11	0	9	0	1	0	2	2	0	0	1	
2017	Bills	16	16	82	65	17	2	9	0.0	0.0	0	5	64	37	0	13	0	0	0	0	0	0	0	0	
2018	Bills	15	15	57	41	16	1	2	0.0	0.0	0	2	16	16	0	5	0	1	9	1	0	1	0	0	
2019	Bills	16	16	72	50	22	1	2	0.0	0.0	1	1	0	0	0	2	2	1	31	0	0	0	0	0	
TOTALS		110	80	421	324	97	12	39	4.0	26.0	5	16	136	37	0	44	3	4	40	18	16	2	0	3	

MICAHA HYDE'S NFL POSTSEASON DEFENSIVE STATISTICS

DATE	TEAM	GP	GS	TACKLES								INTERCEPTIONS					FUMBLES			ST				
				TK	S	A	TFL	YDS	SK	YDS	QBH	NO	YDS	LG	TD	PD	FF	FR	YDS	TK	S	A	FF	FR
2013	Packers	1	0	5	4	1	0	0	0.0	0.0	0	0	0	0	0	1	1	0	0	0	0	0	0	0
2014	Packers	2	1	2	2	0	0	0	0.0	0.0	1	0	0	0	0	0	0	0	0	0	0	0	0	1
2015	Packers	2	0	8	2	6	0	0	0.0	0.0	0	0	0	0	0	1	0	0	0	1	1	0	0	0
2016	Packers	3	3	14	12	2	2	8	1.0	6.0	1	1	18	18	0	3	0	0	0	0	0	0	0	0
2017	Bills	1	1	4	4	0	0	0	0.0	0.0	0	0	0	0	0	0	0	0	0	0	0	0	0	0
2019	Bills	1	1	5	4	1	0	0	0.0	0.0	0	0	0	0	0	0	0	0	0	0	0	0	0	0
TOTALS		10	6	38	28	10	2	8	1.0	6.0	2	1	18	18	0	5	1	0	0	1	1	0	0	1

SINGLE-GAME HIGHS: DEFENSIVE

Total Tackles 12 vs. New England Patriots, Dec 03, 2017
Sacks 1.0 vs. New York Giants, Oct 09, 2016
Passes Defensed 3 at Chicago Bears, Dec 18, 2016
Forced Fumbles 1 at Dallas Cowboys, Nov 28, 2019
Fumble Recoveries 1 at New England Patriots, Dec 21, 2019

Tackles For Loss 1 vs. Cincinnati Bengals, Sep 22, 2019
Interceptions 2 at Atlanta Falcons, Oct 01, 2017
Special Teams Tackles 2 vs. Cleveland Browns, Oct 20, 2013
Special Teams Fumble Recoveries 1 vs. Minnesota Vikings, Dec 24, 2016



DANE JACKSON

CORNERBACK

30

5-11

180

ROOKIE



NOVEMBER 29, 1996 (AGE 23)



CORAOPOLIS, PA



CORNELL/QUAKER VALLEY



PITTSBURGH



DRAFT: 2020 (7TH RD)

SHOUTOUTS

- Finished his four-year career at Pittsburgh with 148 tackles, 4 interceptions, 43 passes defended, 4 forced fumbles and 2 fumble recoveries and 1.5 sacks in 50 career games.
- Earned second-team All-ACC honors in 2019 after leading his team with 12 passes defended. Also posted 43 tackles and an interception at Duke (10/5/19).
- Received honorable mention All-ACC recognition in 2018 after leading Pitt in passes defended (41) and forced fumbles (4).
- Returned a fumble 35 yards for a TD in a 44-37 overtime victory vs. Syracuse (10/6/18).
- Tied for the team lead in interceptions (2) in 2017 with Avonte Maddox, including one of Trace McSorley at the goal line at Penn State (9/9/17).
- Posted his first career sack vs. Daniel Jones in the 4th quarter of a 24-17 win at Duke (10/21/17).
- After redshirting in 2015, played in 12 games as a freshman in 2016 (3 starts).
- Posted his first career interception vs. Syracuse (11/26/16) and returned it 20 yards for a touchdown in a 76-61 win.



FIRST-AND-10

DANE JACKSON was drafted by the Bills in the seventh round (239th overall) of the 2020 draft. Prior to joining the Bills, Jackson spent four years at Pittsburgh, where he was named a second-team All-ACC selection following the 2019 season.

IF YOU HAVEN'T 'HERD'

TWO SPORTS, TWO SCHOOLS

Jackson began playing football at the age of 7 for the West Pittsburgh Steelers in a youth league. As a freshman at Cornell High School, he played defensive back and wide receiver. After his school dropped its football program, Jackson played for nearby Quaker Valley High School through a cooperative program between the two schools.

Jackson eventually became the team's starting quarterback during his junior season of 2013 at Quaker Valley and led the school to its first playoff berth since 1999. He rushed for 1,111 yards and 9 TDs, while throwing for 975 yards and 13 TDs.

Meanwhile Jackson continued to star on Cornell's basketball team and averaged 28 points per game as a senior. He scored a school-record 51 points in a win against Rochester.

According to the Beaver County Times, Jackson became the 8th WPIAL athlete to land a major college football scholarship while finishing in the top 5 in scoring in basketball, joining future NFL players Darrelle Revis, Terrelle Pryor and Bruce

PERSONAL

Has a son, Dane, Jr. Is the son of Joy Faulkner. Has an older brother, Louis Helms, an older sister, Tyla Helms, and a younger sister, Kennedy Jackson. Earned a degree in communications.



IF YOU HAVEN'T 'HERD'



"SHE SHOWED ME WHAT RESILIENCY IS"

Raising four children as a single mother in Pittsburgh while working as a paralegal, Joy Faulkner has had a tremendous impact on her family, especially Dane. "She showed me what the definition of strong is," reflected Jackson. "She showed me what resiliency is. She always kept everything right for us. We knew she had a lot going on, but she made sure we always had a roof over our heads and food on the table for us. She cooked every night. And my favorite meal was shrimp alfredo. One day, I plan to do something really special for her."

"HE BROUGHT OUT MY REAL TRUE TALENT"

Jackson is quick to credit the lessons he learned from his coach, Ed Dawson, at Cornell High School. "He honestly taught me to believe in myself and he brought out my real true talent," recalled Jackson. "He made it a competition every single day of practice, especially against my cousin [Dorian Maynard] who I was living with along with my aunt at the time. Coach would always say, who is going to get the biggest piece of chicken tonight? I wouldn't be here without him." Maynard went on to play collegiately at Division III Muskingum University in Ohio.

THE STAMPEDE

FAVORITE MOVIE:

Hardball

BIGGEST PET PEEVE:

People chewing with their mouth open

NICKNAME:

D-Jack

FAVORITE FOOD:

Shrimp

PREGAME RITUAL:

Pray

FIRST JOB:

At a Subway

IF HE COULD SEE ANY CONCERT IN HISTORY:

Future

FAVORITE VACATION SPOT:

Disney World

FAVORITE APP:

ESPN

MOST MEMORABLE GAME HE PLAYED IN:

Winning his only championship for the West Pittsburgh Steelers

FAVORITE ATHLETE:

LeBron James



FAVORITE LATE-NIGHT SNACK:

Sandwich

FAVORITE CEREAL GROWING UP:

Cinnamon Toast Crunch

FAVORITE CARTOON:

Tom and Jerry

NUMBER ONE ITEM ON BUCKET LIST:

Snorkeling

IF HE COULD HAVE ONE SUPERPOWER:

Ability to teleport

IF HE COULD PLAY ANOTHER PRO SPORT:

Shooting guard for 76ers

BEST ADVICE RECEIVED:

Be consistent

SPORTING EVENT HE'D LIKE TO ATTEND AS A FAN:

NBA Finals



QUINTON JEFFERSON

DEFENSIVE LINEMAN

90

6-4 291 5TH YEAR



MARCH 31, 1993 (AGE 27)



PITTSBURGH, PA



WOODLAND HILLS HS



MARYLAND



FREE AGENT: 2020

SHOUTOUTS

- In 39 games with Seattle from 2016-19, tallied 59 tackles, 7.5 sacks, and 2 fumble recoveries. Also had 2 sacks in 3 career playoff games.
- In 2019, posted career highs with 26 tackles, 3.5 sacks and 3 passes defended in 14 games (12 starts).
- Tallied a career-high 2 sacks at Phi. (1/5/20) in a NFC Wild Card game win. Also had 2 sacks vs. Cin. (9/8/19) in 2019 season opener.
- Registered 25 tackles and 3 sacks for the Seahawks in 2018 while playing in all 16 games (12 starts).
- Saw action in six games in 2017 and recorded his first-career sack vs. Was. (11/5/17) (QB Kirk Cousins).
- A 5th round pick of Seattle in 2016, saw action as a rookie but was released on the final roster cutdown in 2017 and claimed by the Rams. Signed again by Seattle on October 2, 2017 from the Rams practice squad.
- Finished career at Maryland with 84 tackles and 10.5 sacks in 37 games (28 starts).



FIRST-AND-10

QUINTON JEFFERSON joined the Bills in 2020 after signing a two-year contract as an unrestricted free agent. Originally a 5th round draft choice of the Seahawks in 2016, he played all four of his NFL seasons in Seattle despite a brief tenure with the Rams in 2017.

IF YOU HAVEN'T 'HERD'

A HEALTHY PERSPECTIVE

Jefferson's first job growing up was working at a Best Buy following graduation from high school before attending the University of Maryland. "I have a lot of respect for people that work in retail," Jefferson said. "I worked really hard in the back unloading trucks, scanning every single product that came in and printing stickers. And it's not for a lot of money. I don't take for granted one minute playing in the NFL."

JEFFERSON, PARTY OF 6

Quinton's wife, Nadia, chronicles the life of her family on a creative blog entitled, "Jefferson Party of 6." The web site is JeffersonFamilyGang.com. "A lot of people don't realize that NFL players go through the same issues of raising a family, moving, marriage and everything else that many other families go through on a day-to-day basis," Jefferson said.

PERSONAL

He and his wife, Nadia, have four children: three daughters, Zoey, Charleigh, and Quinn and a son, Yasin. Is the son of Larry and Bahiyyah Jefferson. Has an older brother, Larry, Jr., and an older sister, Taheerah. Began playing football at the age of 6 as a quarterback for the Golden Flashes. Was a high school teammate of former Bills CB Lafayette Pitts. Grew up a fan of the Steelers, Kordell Stewart and Troy Polamalu. Earned a degree in family science.



QUINTON JEFFERSON DEFENSIVE LINEMAN

90

IF YOU HAVEN'T 'HERD'



LOVE FOR SNEAKERS TURNED INTO OBSESSION

Jefferson is proud of his collection of sneakers which totals over 500. His love of sneakers began with his friends growing up in Pittsburgh in the 90's. "We loved the Barkley's, the Garnett's, and the Uptempo's," recalled Jefferson. "That love turned into an obsession. I go on eBay all the time to look for old-school sneakers. It brings back so many good childhood vibes." His favorite pair he owns is a Garnett shoe from the 90's. "I have sneakers stored in so many places - my closet, my garage, my parents house. One day I want to display them all."

CREATIVE MINDS, CREATIVE CLEATS

Working with Seattle artist Kendall Roque, Jefferson sports a new pair of specially-designed cleats to wear pregame during every game of the season. "People don't know who we are, especially linemen. We all have helmets, pads and uniforms. So I thought we could do stuff with our cleats to stand out." Jefferson's creative mind also stretches in artwork and clothing. Years ago, he frequently drew comic book characters in his spare time. Today, he also takes a great deal of pride in his clothing. "I might be in fashion design if not for football."

THE STAMPEDE

BIGGEST PET PEEVE:

A dirty house

FIRST SPORTS JERSEY:

A black Jerome Bettis Steelers jersey

FAVORITE MOVIE:

Kill Bill

FAVORITE FOOD:

Taco salad

FAVORITE MUSICAL ARTIST:

Jay-Z

FAVORITE VACATION SPOT:

Cabo San Lucas

SPORTING EVENT HE WOULD LIKE TO ATTEND:

The Olympics or a soccer game overseas

FAVORITE APP:

Photo app

PRE-GAME RITUAL:

Listen to R&B music

FAVORITE LATE-NIGHT SNACK:

White truffle potato chips from Trader Joe's

FAVORITE BOOK:

The Alchemist



PROUDEST ACHIEVEMENT OUTSIDE OF FOOTBALL:

Being a father

NUMBER ONE THING ON BUCKET LIST:

Travel the world

FAVORITE TV SHOW:

Snowfall

IF HE COULD HAVE ONE SUPERPOWER:

Fly

ONE SKILL HE WOULD LIKE TO LEARN:

Produce music

FAVORITE CARTOON CHARACTER:

Spider-Man

PLAYERS HE LEARNED FROM THE MOST IN NFL:

Michael Bennett, Cliff Avril

FAVORITE SPORTS MOVIE:

Any Given Sunday



QUINTON JEFFERSON DEFENSIVE LINEMAN

90

QUINTON JEFFERSON'S NFL REGULAR SEASON DEFENSIVE STATISTICS

DATE	TEAM	GP	TACKLES										INTERCEPTIONS					FUMBLES			ST				MISC	
			GS	TK	S	A	TFL	YDS	SK	YDS	QBH	NO	YDS	LG	TD	PD	FF	FR	YDS	TK	S	A	FF	FR	S	A
2016	Seahawks	3	0	1	0	1	0	0	0.0	0.0	0	0	0	0	0	0	0	0	0	0	0	0	0	0	0	0
2017	Rams	0	0	0	0	0	0	0	0.0	0.0	0	0	0	0	0	0	0	0	0	0	0	0	0	0	0	
2017	Seahawks	6	0	7	6	1	1	8	1.0	8.0	4	0	0	0	0	0	0	0	0	0	0	0	0	0	0	
2017	TOTAL	6	0	7	6	1	1	8	1.0	8.0	4	0	0	0	0	0	0	0	0	0	0	0	0	0	0	
2018	Seahawks	16	12	25	15	10	5	24	3.0	24.0	15	0	0	0	0	2	0	1	0	0	0	0	0	0	0	
2019	Seahawks	14	10	26	14	12	4	23	3.5	24.0	10	0	0	0	0	3	0	1	20	0	0	0	0	0	0	
TOTALS		39	22	59	35	24	10	55	7.5	56.0	29	0	0	0	0	5	0	2	20	0	0	0	0	0	0	

QUINTON JEFFERSON'S NFL POSTSEASON DEFENSIVE STATISTICS

DATE	TEAM	GP	TACKLES										INTERCEPTIONS					FUMBLES			ST				MISC	
			GS	TK	S	A	TFL	YDS	SK	YDS	QBH	NO	YDS	LG	TD	PD	FF	FR	YDS	TK	S	A	FF	FR	S	A
2016	Seahawks	0	0	0	0	0	0	0	0.0	0.0	0	0	0	0	0	0	0	0	0	0	0	0	0	0	0	
2018	Seahawks	1	1	2	1	1	0	0	0.0	0.0	0	0	0	0	0	0	0	0	0	0	0	0	0	0	0	
2019	Seahawks	2	2	2	2	0	2	6	2.0	6.0	3	0	0	0	0	0	0	0	0	0	0	0	0	0	0	
TOTALS		3	3	4	3	1	2	6	2.0	6.0	3	0	0	0	0	0	0	0	0	0	0	0	0	0	0	

SINGLE-GAME HIGHS: DEFENSIVE

Total Tackles 6 vs. Cincinnati Bengals, Sep 08, 2019
Sacks 2.0 vs. Cincinnati Bengals, Sep 08, 2019
Passes Defensed 2 vs. Cincinnati Bengals, Sep 08, 2019

Fumble Recoveries 1 at Philadelphia Eagles, Nov 24, 2019
Tackles For Loss 2 vs. Cincinnati Bengals, Sep 08, 2019



DARRYL JOHNSON

DEFENSIVE END

92

6-6 **253** **2ND YEAR** 

APRIL 4, 1997 (AGE 23)



KINGSLAND, GA



CAMDEN COUNTY HS



NORTH CAROLINA A&T



DRAFT: 2019 (7TH RD)

SHOUTOUTS

- Played in all 16 games as a rookie with the Bills in 2019, posting 11 tackles, 1 sack, and 4 special teams tackles.
- Blocked a 33-yard FG in the 4th quarter of a tie game at Ten. (10/6/19) and also posted his first NFL sack of Marcus Mariota.
- Became the third player from North Carolina A&T player to be drafted in the last three years (RB Tarik Cohen by Chicago in 2017 and OL Brandon Parker by Oakland in 2018).
- Was one of four finalists for the 2018 Black College Player of the Year.
- Named the 2018 MEAC Defensive Player of the Year, the first such honor for his school since 1997 (Chris McNeil). Led the MEAC with 10.5 sacks.
- Posted a career-high two sacks vs. Gardner-Webb (9/8/18).
- Earned All-America honors by the AFCA in 2017 with 40 tackles, 6.5 sacks, four forced fumbles and two fumble recoveries.



FIRST-AND-10

DARRYL JOHNSON is in his second season in Buffalo after being drafted in the 7th round in 2019. The MEAC defensive player of the year in 2018, he was the first player to be drafted by the Bills from North Carolina A&T since 1966.

IF YOU HAVEN'T 'HERD'

MEMORABLE MEMENTO

After getting his first NFL sack as a rookie in a win at Tennessee in 2019, Johnson received a congratulatory text from Courtney Coard, his former defensive line coach at North Carolina A&T. Coard got something in return that he won't soon forget - Johnson's signed, game-worn jersey from that game.

"That meant a lot to him," Johnson told Sal Capaccio of WGR. "The look on his face, you could just tell the way it kind of touched his heart a little bit. I was just happy to give it to him, and I told him thank you for everything he had done for me, for believing in me, and working with me every day and getting me better."

Coard was proud to talk about his prized pupil, "He was the first one on the field and last one to leave every day. He stayed after for film work. He worked on his weaknesses and acted like a pro from day one."

PERSONAL

Nicknamed Bam. Son of Marsha, a former physician's assistant, and Darryl Johnson, Sr., a crane operator for the Georgia Port Authority. Has a younger brother, Darvaughn, and four older sisters, Keisha, Ebony, Natazza, and Diana. His family takes care of his late grandmother's dog Alpha. Earned a degree in sports science. Played football and basketball in high school.



IF YOU HAVEN'T 'HERD'



HIGH SCHOOL MUSICAL CHAIRS

In order to try to get playing time, Johnson attended three different high schools: Savannah Christian Preparatory School, Jenkins HS in Savannah, and Camden County HS in Kingsland, GA, where he lived with an aunt. "My high school story is just crazy," he recalled. With minimum film to send to colleges, he needed Camden's coach Welton Coffey (pictured above) to help convince North Carolina A&T to give him a scholarship. "It was my only option out there and I planned to make the most of the opportunity," Johnson said. "I was so grateful."

"CRAZY" HARD WORK

Every day at 4:30 a.m., Darryl Johnson Sr., would routinely wake up his two sons, Darryl, Jr. (12 years old at the time) and Darvaughn (who was 9), to get a morning workout. It involved running with and without parachutes attached to their backs as well as cone and ladder drills. "I was always a guy that believed in work," Darryl Sr. told the Buffalo News. "So that's what I was teaching them at a young age." Recalled Darryl, Jr., "We talk about it now. I'm like, 'Dad, you were crazy, that was crazy.' But it got me here."

THE STAMPEDE

BIGGEST TALENT OFF FIELD:

I can dance

MOST UNIQUE THING ORDERED OFF INTERNET:

Workout bike called a Trikke

FAVORITE MOVIE:

Friday Night Lights

BEGAN PLAYING FOOTBALL:

I was 6 years old for the Tigers in Kingsland, GA

FAVORITE TV SHOW:

Martin

PRE-GAME RITUAL:

Talk on the phone with my father for like an hour

FAVORITE APP:

Wordscapes

FAVORITE MUSICAL ARTIST:

NBA YoungBoy

FAVORITE FOOD:

Mother's mac and cheese

FAVORITE CEREAL

GROWING UP:

Frosted Flakes

FIRST JERSEY OWNED:

Allen Iverson 76ers



FAVORITE PLAYERS GROWING UP:

Jerome Bettis, Jason Taylor, Kobe Bryant, and LeBron James

BEST ADVICE RECEIVED:

You have to work like #2 to be #1

IF YOU COULD HAVE ONE SUPERPOWER:

Fly

IF YOU COULD PLAY ANY OTHER SPORT:

Forward for the Lakers

FIRST JOB:

Mowing lawns in the neighborhood

PROUDEST ACHIEVEMENT:

First in family to graduate

FAVORITE LATE NIGHT SNACK:

Peanut M&M's



DARRYL JOHNSON

DEFENSIVE END

92

DARRYL JOHNSON'S NFL REGULAR SEASON DEFENSIVE STATISTICS

			TACKLES								INTERCEPTIONS					FUMBLES			ST					MISC		
DATE	TEAM	GP	GS	TK	S	A	TFL	YDS	SK	YDS	QBH	NO	YDS	LG	TD	PD	FF	FR	YDS	TK	S	A	FF	FR	S	A
2019	Bills	16	0	11	6	5	2	5	1.0	4.0	2	0	0	0	0	0	0	0	0	4	4	0	0	0	0	0
TOTALS		16	0	11	6	5	2	5	1.0	4.0	2	0	0	0	0	0	0	0	0	4	4	0	0	0	0	0

DARRYL JOHNSON'S NFL POSTSEASON DEFENSIVE STATISTICS

			TACKLES								INTERCEPTIONS					FUMBLES			ST					MISC		
DATE	TEAM	GP	GS	TK	S	A	TFL	YDS	SK	YDS	QBH	NO	YDS	LG	TD	PD	FF	FR	YDS	TK	S	A	FF	FR	S	A
2019	Bills	1	0	0	0	0	0	0	0.0	0.0	0	0	0	0	0	0	0	0	0	0	0	0	0	0	0	0
TOTALS		1	0	0	0	0	0	0	0.0	0.0	0	0	0	0	0	0	0	0	0	0	0	0	0	0	0	0

SINGLE-GAME HIGHS: DEFENSIVE

Total Tackles 4 vs. New York Jets, Dec 29, 2019
Sacks 1.0 at Tennessee Titans, Oct 06, 2019

Tackles For Loss 1 vs. New York Jets, Dec 29, 2019
Special Teams Tackles 1 vs. New York Jets, Dec 29, 2019



JAQUAN JOHNSON

STRONG SAFETY

46

5-10

191

2ND YEAR



NOVEMBER 6, 1995 (AGE 24)



MIAMI, FLORIDA



MIAMI KILLIAN SENIOR HS



MIAMI



DRAFT: 2019 (6TH ROUND)

SHOUTOUTS

- Finished his rookie season with 3 tackles and 5 special teams tackles in 13 games.
- Made his NFL debut vs. NE (9/29/19).
- Had a career-high 3 tackles vs. NYJ (12/29/19).
- Named 2018 Second-Team All-ACC.
- Named a 2017 Second-Team All-American by Sports Illustrated and AFCA.
- Played in 48 games during his four years at Miami. Totaled 252 tackles, 7.5 tackles for loss, 2.5 sacks, eight interceptions, one interception returned for a touchdown, seven passes defended, three fumble recoveries and six forced fumbles.
- During the 2018 season, ranked second in the ACC with 48 assisted tackles and ninth in the ACC with 92 total tackles.
- Best game of the 2018 season was in the Pinstripe Bowl against Wisconsin (12/27/18) where he recorded 13 tackles and one interception.



FIRST-AND-10

JAQUAN JOHNSON is entering his second season in Buffalo in 2020 after being drafted by the team in the sixth round (181st overall) out of Miami in 2019.

IF YOU HAVEN'T 'HERD'

IMPORTANCE OF A MENTOR

Johnson learned the importance of having a good mentor throughout his time at Miami, where he became close with the Pro Football Hall of Fame nominee, Ed Reed.

A fellow Hurricane alum, Reed would often visit practice and Johnson knew he wanted to pick Reed's brain.

"When I saw him for the first time, I was nervous, nervous to say anything to him. I'd seen him one time at our pro day my freshman year and I didn't say anything. I was like, 'I missed my opportunity,'" Johnson told the Sun Sentinel. "But I was able to get another opportunity when he came to our Paradise Camp. I said, 'Hey, Ed, what's up?' [Safeties coach Ephraim Banda] was really the reason I decided to go over there and talk to him. If it wasn't for that, I probably would have still been quiet."

Reed and Johnson became close, with Reed teaching Johnson to be himself, always participate and take good notes.

PERSONAL

The son of Jarrid Johnson, a construction worker, and Walla Jackson. Has two brothers and four sisters. Graduated with a degree in Human and Social Development from Miami in 2019. Chose his degree because he wants to start up a non profit organization when he is finished playing football.



JAQUAN JOHNSON STRONG SAFETY

46

THE STAMPEDE

MOST FAMOUS PEOPLE IN PHONE CONTACTS:

Ed Reed

FAVORITE MUSICAL ARTIST:

Lil Dread, Major 9

PROUDEST ACHIEVEMENT OUTSIDE OF FOOTBALL:

Winning back to back wrestling championships

FAVORITE FOOD:

Ox tails and rice

BIGGEST PET PEEVE:

Having to repeat yourself

ANY UNIQUE TALENTS:

Able to juggle

FAVORITE VACATION SPOT:

Miami

FAVORITE MOVIE:

Rudy

FAVORITE BOOK:

Hatchet

BEST ADVICE GIVEN:

"Endure pain." Has become a life motto

FAVORITE CEREAL:

Cinnamon Toast Crunch



NICKNAMES GROWING UP:

Quan & Smiley - he was always smiling as a kid

LATE NIGHT SNACK:

Rice Krispies

HOBBIES:

Playing cards

FAVORITE CARTOON GROWING UP:

Static Shock

FAVORITE APP:

Duolingo

PLAYER YOU'VE LEARNED THE MOST FROM:

Ed Reed

FAVORITE OLYMPIC SPORT:

Track

ONE SKILL YOU WOULD LIKE TO HAVE:

Be able to play soccer

JAQUAN JOHNSON'S NFL REGULAR SEASON DEFENSIVE STATISTICS

DATE	TEAM	GP	TACKLES									INTERCEPTIONS					FUMBLES			ST					MISC		
			GS	TK	S	A	TFL	YDS	SK	YDS	QBH	NO	YDS	LG	TD	PD	FF	FR	YDS	TK	S	A	FF	FR	S	A	
2019	Bills	13	0	3	3	0	0	0	0.0	0.0	0	0	0	0	0	0	0	0	0	5	4	1	0	0	0	0	
TOTALS		13	0	3	3	0	0	0	0.0	0.0	0	0	0	0	0	0	0	0	0	5	4	1	0	0	0	0	

JAQUAN JOHNSON'S NFL POSTSEASON DEFENSIVE STATISTICS

DATE	TEAM	GP	TACKLES									INTERCEPTIONS					FUMBLES			ST					MISC		
			GS	TK	S	A	TFL	YDS	SK	YDS	QBH	NO	YDS	LG	TD	PD	FF	FR	YDS	TK	S	A	FF	FR	S	A	
2019	Bills	1	0	0	0	0	0	0	0.0	0.0	0	0	0	0	0	0	0	0	0	0	0	0	0	0	0	0	
TOTALS		1	0	0	0	0	0	0	0.0	0.0	0	0	0	0	0	0	0	0	0	0	0	0	0	0	0	0	



TARON JOHNSON

CORNERBACK

24

5-11 **192** **3RD YEAR** 

JULY 27, 1996 (AGE 23)



SACRAMENTO, CA



SHELDON HS



WEBER STATE



DRAFT: 2018 (4TH RD)

SHOUTOUTS

- Totaled 50 tackles, one sack, five passes defended and one forced fumble during the 2019 regular season.
- Recorded a career-high nine tackles at Dal. (11/28/2019).
- Had a sack and three tackles to go along with one tackle for a loss and a forced fumble vs. Phi. (10/27/2019).
- Per NFL Next Gen Stats, Johnson finished the 2018 season eighth among all NFL defenders in opposing passer rating by holding quarterbacks to a 64.0 rating when targeted (min. 35 targets).
- Recorded his first career NFL interception vs. Ten. (10/7/2018) by picking off quarterback Marcus Mariota in the second quarter.
- Totaled a career-high 7 tackles and a tackle for a loss at Ind. (10/21/2018).
- Earned unanimous FCS first team All-American honors for Weber State in 2017 after recording 49 tackles, 3 tackles for a loss, 12 passes defended and three interceptions.



FIRST-AND-10

TARON JOHNSON arrived at the Bills in 2018 after spending time as a four-year starter at Weber State. Johnson was the 121st overall selection in the fourth round by the Bills and he became the first Weber State player to be selected in the NFL Draft since 2010.

IF YOU HAVEN'T 'HERD'

FAMILY MOTIVATION

Taron Johnson has never needed to look very far to find the motivation he needed to push himself harder in his athletic pursuits. Johnson's older sister, Treana, earned All-American honors at BYU in track and field and since she was three years older, Taron was always chasing after her accomplishments.

His family motivation goes deeper than just the athletic accomplishments of his sister.

Taron uses the loss of his mother at the age of 9 as his main desire to make his family proud. Trina Johnson passed away from breast cancer in 2005.

"It was definitely a shock. It didn't seem real at the time...It was just very weird. It seemed like a dream. She's inspirational for sure. She introduced me to the game, and I'm thankful for it," Johnson said to WKBW in 2018. "I feel like I play for her."

Trina pushed Taron to try football at the age of 6 and is his driving force still today.

PERSONAL

Taron (TARE-un) is the son of Baron Johnson, who served in the Air Force. His mother, Trina, passed away from breast cancer in 2005. Taron has a daughter named Jayla. He studied criminal justice while at Weber State.



IF YOU HAVEN'T 'HERD'



A CLOSE BOND

Due to the unfortunate passing of his mother, Trina, when Taron was 9, Taron and his father, Baron, formed a very close relationship that has helped make Taron the man he is today. Taron credits his father for showing him the meaning of hard work and that anything could be accomplished if he worked hard enough.

"If there is something he instilled in me at a very young age, it was my work ethic and learning from my mistakes. That's how I got here," Johnson told BuffaloBills.com.



HONOR FLIGHT

During the 2019 offseason, Taron and fellow Bills CB Levi Wallace participated in the Buffalo Niagara Honor Flight. The two served along with other volunteers as escorts to 53 veterans who were transported to Washington D.C. to visit the memorials which honor their service and sacrifice. The costs for the veterans was covered by the Buffalo Bills and M&T Bank.

Honoring the military has special meaning to Taron, as his father, Baron, served as a medic in the Army reserves and then the Air Force.

THE STAMPEDE

FAVORITE MOVIE:

Inception

NUMBER ONE SPORTING EVENT TO ATTEND:

NBA Finals game

FAVORITE MUSICAL ARTIST:

Drake

MOST MEMORABLE GAME:

Senior night at Weber State versus Idaho. Finished the game with two picks.

PRE-GAME RITUAL:

Pray before the game

FAVORITE CARTOON CHARACTER:

Rick from Cartoon Network show Rick and Morty

FAVORITE MEAL:

Chicken wings

NICKNAME:

T-Money

IF YOU COULD PLAY A DIFFERENT SPORT:

Basketball for the Sacramento Kings

FIRST JERSEY OWNED:

Dwyane Wade



FIRST FOOTBALL TEAM:

Played for the Sacramento Vikings at age six

FAVORITE TV SHOW:

The Office

SKILL HE DOESN'T HAVE, BUT WANTS TO LEARN:

Singing

SPORTS PLAYED IN HIGH SCHOOL:

Football, track and field and basketball

HOBBIES:

Just likes to chill and watch movies

FAVORITE APP:

Bank of America

FAVORITE VACATION SPOT:

Hawaii

BUCKET LIST ITEM:

Be able to travel and see the world



TARON JOHNSON'S NFL REGULAR SEASON DEFENSIVE STATISTICS

		TACKLES											INTERCEPTIONS					FUMBLES			ST			
DATE	TEAM	GP	GS	TK	S	A	TFL	YDS	SK	YDS	QBH	NO	YDS	LG	TD	PD	FF	FR	YDS	TK	S	A	FF	FR
2018	Bills	11	2	41	33	8	1	4	1.0	6.0	1	1	0	0	0	3	1	0	0	1	1	0	0	0
2019	Bills	12	7	50	39	11	2	8	1.0	7.0	1	0	0	0	0	5	1	0	0	0	0	0	0	0
TOTALS		23	9	91	72	19	3	12	2.0	13.0	2	1	0	0	0	8	2	0	0	1	1	0	0	0

TARON JOHNSON'S NFL POSTSEASON DEFENSIVE STATISTICS

		TACKLES											INTERCEPTIONS					FUMBLES			ST			
DATE	TEAM	GP	GS	TK	S	A	TFL	YDS	SK	YDS	QBH	NO	YDS	LG	TD	PD	FF	FR	YDS	TK	S	A	FF	FR
2019	Bills	1	1	0	0	0	0	0	0.0	0.0	0	0	0	0	0	1	0	0	0	0	0	0	0	0
TOTALS		1	1	0	0	0	0	0	0.0	0.0	0	0	0	0	0	1	0	0	0	0	0	0	0	0

SINGLE-GAME HIGHS: DEFENSIVE

Total Tackles 9 at Dallas Cowboys, Nov 28, 2019
Sacks 1.0 vs. Philadelphia Eagles, Oct 27, 2019
Passes Defensed 1 vs. New York Jets, Dec 29, 2019
Forced Fumbles 1 vs. Philadelphia Eagles, Oct 27, 2019

Tackles For Loss 1 vs. Philadelphia Eagles, Oct 27, 2019
Interceptions 1 vs. Tennessee Titans, Oct 07, 2018
Special Teams Tackles 1 at Minnesota Vikings, Sep 23, 2018



TAIWAN JONES

RUNNING BACK

25

6-5

237

3RD YEAR



JULY 26, 1988 (AGE 31)



SAN FRANCISCO, CA



DEER VALLEY HS



EASTERN WASHINGTON



FREE AGENT: 2020

SHOUTOUTS

- Earned PFWA All-AFC honors in 2015 after leading the AFC in kick return yards (829).
- Has played in 91 career games, rushing the ball 53 times for 223 yards and catching 19 passes for 260 yards and one touchdown. Has returned 82 kickoffs for 1,890 yards.
- Has played in three career playoff games, catching two passes for 48 yards and returning one kick for 23 yards.
- Recorded his only career touchdown in 2015 with the Oakland Raiders on a 59-yard reception in Week 8 against the New York Jets.
- Holds the EWU school record for all-purpose yards per game (162.0) and recorded 5,021 all-purpose yards over his collegiate career.
- Finished his senior year with 1,742 yards and 14 touchdowns in 12 games, earning him Big Sky Conference Offensive Player of the Year and first team All-America honors. He was also selected to the Associated Press first team, Football Coaches Association first team and College Sporting News first team.



FIRST-AND-10

TAIWAN JONES rejoins the Bills in 2020 after spending the 2018 season in Buffalo. Jones played for the Texans in 2019 and spent his first six NFL seasons with the Raiders (2011-16), where he was drafted in the fourth round (125th overall) of the 2011 NFL Draft.

IF YOU HAVEN'T 'HERD'

COMMITMENT TO EDUCATION

Taiwan Jones' biggest obstacle that he had to overcome on the way to success in the NFL wasn't a physical one, but a mental one. Colleges had no difficulty identifying Taiwan as a special talent during his high school days, but a low grade-point average kept him from receiving an scholarship offers from a Division I school. It wasn't until halfway through his senior year of high school that he was diagnosed with the learning disorder dyslexia.

Jones told The Mercury News that once he learned of his diagnosis, things began to click for him. "It always made me feel smaller," Jones said. "I was struggling, while people were telling me, 'You should get this. What's the problem?'" Now things are easier because I know that I can learn; I just need more help."

Jones' passion for learning continued in 2017 when he attended the NFL Business Academy at the University of Michigan's Ross School of Business.

PERSONAL

Jones has five brothers and one sister. In his spare time, he breeds pit bulls and has two of his own - Tytus and Kookie. He says that his family as a whole is the biggest influence on his career. In his free time, he also enjoys playing paintball and four-wheeling.



@TAIWANJONESNFL



@TAIWANJONESNFL



TAIWAN JONES

RUNNING BACK

25

TAIWAN JONES' NFL POSTSEASON RUSHING/RECEIVING STATISTICS

DATE	TEAM	GP	GS	RUSHING					RECEIVING				
				NO.	YDS.	AVG.	LG	TD	NO.	YDS	AVG	LG	TD
2016	Raiders	1	0	0	0	0.0	0	0	0	0	0.0	0	0
2019	Texans	2	0	0	0	0.0	0	0	2	48	24.0	34	0
TOTALS		3	0	0	0	0.0	0	0	2	48	24.0	34	0

TAIWAN JONES' NFL REGULAR SEASON RETURN STATISTICS

DATE	TEAM	KICKOFF RETURNS					PUNT RETURNS					
		RET.	YDS.	AVG.	LG	TD	NO.	FC	YDS	AVG	LG	TD
2011	Raiders	8	165	20.6	46	0	0	0	0	0.0	0	0
2012	Raiders	2	22	11.0	16	0	0	0	0	0.0	0	0
2013	Raiders	26	623	24.0	41	0	0	0	0	0.0	0	0
2014	Raiders	0	0	0.0	0	0	0	0	0	0.0	0	0
2015	Raiders	31	829	26.7	70	0	0	0	0	0.0	0	0
2016	Raiders	8	112	14.0	21	0	0	0	0	0.0	0	0
2017	Bills	2	50	25.0	27	0	0	0	0	0.0	0	0
2017	Raiders	0	0	0.0	0	0	0	0	0	0.0	0	0
2017	TOTAL	2	50	25.0	27	0	0	0	0	0.0	0	0
2018	Bills	5	89	17.8	27	0	0	0	0	0.0	0	0
2019	Texans	0	0	0.0	0	0	0	0	0	0.0	0	0
TOTALS		82	1,890	23.0	70	0	0	0	0	0.0	0	0

TAIWAN JONES' NFL POSTSEASON RETURN STATISTICS


DATE	TEAM	KICKOFF RETURNS					PUNT RETURNS					
		RET.	YDS.	AVG.	LG	TD	NO.	FC	YDS	AVG	LG	TD
2016	Raiders	1	23	23.0	23	0	0	0	0	0.0	0	0
2019	Texans	0	0	0.0	0	0	0	0	0	0.0	0	0
TOTALS		1	23	23.0	23	0	0	0	0	0.0	0	0



VOSEAN JOSEPH

LINEBACKER

50

6-1 **230** **2ND YEAR** 

DECEMBER 15, 1997 (AGE 21)



MIAMI, FL



NORLAND HS



FLORIDA



DRAFT: 2019 (5TH RD)

SHOUTOUTS

- Finished his three-year collegiate career with 161 total tackles, 4.0 sacks, 1 interception, 7 passes defended, 2 fumble recoveries and 1 forced fumble.
- His 93 tackles in 2018 ranked ninth in the SEC, along with leading the Gators.
- Earned Walter Camp National Defensive Player of the Week and SEC Defensive Player of the Week honors for his performance against LSU in 2018, where he had a career-high 14 tackles and 3.5 tackles-for-loss.
- Prior to his time at Florida, played on the 2016 U.S. Under-19 National Team in the International Bowl against Canada at AT&T Stadium in Texas.

THE STAMPEDE

Skill he wants to learn?

How to ride a horse

Favorite TV show?

Saved By The Bell

Hidden talent?

Can rap

If he could go pro in another sport?

Baseball



FIRST-AND-10

VOSEAN JOSEPH (pronounced VOH-shawn) enters his first season with the Bills in 2019 after being drafted in the fifth round (147th overall) out of Florida. Joseph played in 37 career games, while starting in 22 for the Gators.

IF YOU HAVEN'T 'HERD'

PLAYING FOR MORE

Vosean Joseph experienced heartbreak in 2017 when he found out that one of his friends since elementary school had been killed. Sadly, that was the fourth friend he had lost since going to college. He chose to attend Florida to put himself in a better situation to succeed and get away from the dangers of his hometown. He uses the loss of his friends as motivation to stay on a straight path and put his all into football and achieve his goal of making it to the NFL. "In the beginning, it hurt me bad," Joseph told the Miami Herald. "But at the end of the day, I know they're watching over me and I've just gotta move on from that. Because at the end of the day, it happens so much down there to the point that you just get numb to it. Like you can't cry no more."

A MISSED HURRICANE

Growing up, Joseph was an avid fan of the Miami Hurricanes and Ed Reed/Ray Lewis. However, Miami did not offer Joseph until late in the recruiting period when he had already opted to become a Florida Gator.

PERSONAL

The son of Wesley Joseph and Nattalene Vanreil-McDonald, Joseph has one sister. Chose to major in African American Studies while at Florida. Outside of football, Joseph enjoys making music. Also played basketball in high school.



AKEEM KING CORNERBACK

40

6-1 **215** **5th YEAR** 

AUGUST 29, 1992 (AGE 27)



NIPOMO, CA



NIPOMO HS



SAN JOSE STATE



FA: 2020

SHOUTOUTS

- Throughout his NFL career, has played in 34 games while starting in four of those appearances.
- Recorded 30 career tackles, 2 QB hits and 3 passes defended.
- Logged a career-high 17 tackles for the Seahawks in 2019.
- Played in all 16 games for the first time in his career in 2018.
- Had a career-high 2 passes with the Seahawks in 2019.
- Had a single-game career-high 6 tackles on two separate occasions (9/17/18 at Chi., 10/27/19 at Atl.).
- Recorded a single-game career-high 2 passes defended vs. Ari. (12/22/19).
- While at San Jose State, played in 33 games, including 12 starts, and logged 86 tackles, 1.5 tackles for loss and 4 passes defended.
- Originally signed at San Jose State as a wide receiver before moving to defensive back in 2011.
- Named to the 2013 Academic All-Mountain and 2012 Academic All-WAC teams.



FIRST-AND-10

AKEEM KING joins the Bills in 2020 after spending the previous three seasons as a member of the Seattle Seahawks, both on their active roster and on their practice squad. King originally entered the NFL in 2015 as a seventh round draft pick by the Atlanta Falcons.

IF YOU HAVEN'T 'HERD'

LATE BLOOMER

If you would have told Akeem King freshman year that he would not only earn a D1 football scholarship, but also play in the NFL some day, he most likely would have laughed at you.

King came to Nipomo High School as a basketball player and track and field star. It wasn't until his junior year where the head football coach Russ Edwards convinced him to play football.

"I never thought I'd be playing Division I football," King said to the San Luis Obispo Tribune in 2010.

"I'm always looking on campus for any talent — any guys who are athletic," Edwards said. "I'm always listening to the guys on the team and asking them, 'Who's in your class? Who should be playing football?' Two years ago, I walked by him and made a passing comment: 'Hey, you should think about football,' and we were able to get him out for spring ball."

"It was new," King said. "I wasn't used to being so physical and stuff, but after a couple of months, I got used to it and fell in love with it."

PERSONAL

Graduated with a degree in business marketing from San Jose State in May of 2014 and is pursuing his MBA.



AKEEM KING CORNERBACK

40

AKEEM KING'S NFL REGULAR SEASON DEFENSIVE STATISTICS

DATE	TEAM	GP	TACKLES										INTERCEPTIONS					FUMBLES			ST					MISC	
			GS	TK	S	A	TFL	YDS	SK	YDS	QBH	NO	YDS	LG	TD	PD	FF	FR	YDS	TK	S	A	FF	FR	S	A	
2015	Falcons	5	0	0	0	0	0	0	0.0	0.0	0	0	0	0	0	1	0	0	0	1	1	0	0	0	0	0	
2017	Falcons	0	0	0	0	0	0	0	0.0	0.0	0	0	0	0	0	0	0	0	0	0	0	0	0	0	0		
2018	Seahawks	16	1	13	11	2	0	0	0.0	0.0	1	0	0	0	0	0	0	0	8	5	3	0	0	0	0		
2019	Seahawks	13	3	17	11	6	0	0	0.0	0.0	1	0	0	0	0	2	0	0	0	0	0	0	0	0	0		
TOTALS		34	4	30	22	8	0	0	0.0	0.0	2	0	0	0	0	3	0	0	9	6	3	0	0	0	0		

AKEEM KING'S NFL POSTSEASON DEFENSIVE STATISTICS

DATE	TEAM	GP	TACKLES										INTERCEPTIONS					FUMBLES			ST					MISC	
			GS	TK	S	A	TFL	YDS	SK	YDS	QBH	NO	YDS	LG	TD	PD	FF	FR	YDS	TK	S	A	FF	FR	S	A	
2018	Seahawks	1	0	1	1	0	0	0	0.0	0.0	0	0	0	0	0	0	0	0	0	0	0	0	0	0	0		
2019	Seahawks	2	0	0	0	0	0	0	0.0	0.0	0	0	0	0	0	0	0	0	1	1	0	0	0	0	0		
TOTALS		3	0	1	1	0	0	0	0.0	0.0	0	0	0	0	0	0	0	0	1	1	0	0	0	0	0		

SINGLE-GAME HIGHS: DEFENSIVE

Total Tackles 6 at Atlanta Falcons, Oct 27, 2019
Passes Defensed 2 vs. Arizona Cardinals, Dec 22, 2019

Special Teams Tackles 3 at Detroit Lions, Oct 28, 2018



A.J. KLEIN LINEBACKER

54

6-1

240

8th YEAR



JULY 30, 1991 (AGE 28)



APPLETON, WI



KIMBERLY HS



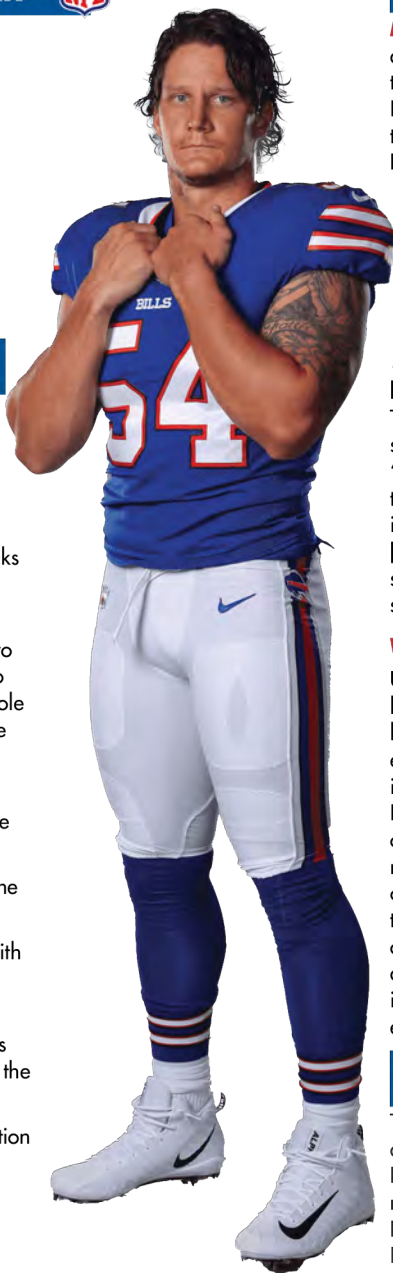
IOWA STATE



FREE AGENT: 2020

SHOUTOUTS

- Drafted in the fifth round (148th overall) of the 2013 NFL Draft by the Panthers. Was with the Panthers from 2013-16 before signing a three-year deal with New Orleans in 2017.
- Klein recorded a career-high two sacks vs. Ten (12/22/19)
- In 2018, he posted a career-high 72 tackles (44 solo), one interception, two sacks, three passes defended and two fumble recoveries. He played a key role in a run defense ranked second in the NFL in opponent yards per rush and opponent rushing yards per game.
- In his three seasons with the Saints, he started in 42 of 43 games.
- In 2017, was the Saints nominee for the NFL's Salute To Service Award.
- At Iowa State, played in 51 games with 38 starts.
- Named First-team All-Big 12 in both the 2011 and 2012 seasons. Also was named Big 12 co-Defensive Player of the Year in 2011.
- In 2012, was named Honorable Mention All-American by Sports Illustrated.



FIRST-AND-10

AJ KLEIN is in his first season with the Bills after spending the 2017-19 seasons with the Saints and the 2013-16 seasons with the Panthers. He was drafted by the Panthers in the fifth round (148th overall) in 2013 out of Iowa State.

IF YOU HAVEN'T 'HERD'

ADOPTING A FAMILY

AJ and Taylor had no preference on race when adopting a child. According to Myarklamiss.com "We had no idea what our son was going to look like, and meeting him he was so familiar," Taylor said. Though, the couple admitted raising a black son will eventually come with its challenges. "Obviously, there are a lot of injustices in this world and we know that raising him is going to be different than raising her [Bowie], simply based on the color of his skin. And it's going to be difficult for us," AJ said."

VOTED CAPTAIN

Upon arriving in New Orleans, it didn't take long for his new teammates to notice his leadership. According to Nola.com, "Klein established himself as a leader almost immediately. Radiating an internal intensity, Klein asserted himself as a vocal presence on the practice field, earning enough respect that the Saints voted him a team captain before he'd ever played a down in the regular season. 'Being able to have the opportunity to be a starter and being voted a captain, it's a huge honor, being put that in the leadership role, I'm trying to fully embrace it.'"

PERSONAL

The son of Jean and the late Len Klein. Has a wife, Taylor. They had a daughter named Bowie in July 2019, after adopting a son named Cannon James in January 2019. He had two dogs. Majored in Kinesiology-Physical Therapy at Iowa State.



A.J. KLEIN'S NFL REGULAR SEASON DEFENSIVE STATISTICS

DATE	TEAM	GP	GS	TACKLES								INTERCEPTIONS					FUMBLES			ST				MISC		
				TK	S	A	TFL	YDS	SK	YDS	QBH	NO	YDS	LG	TD	PD	FF	FR	YDS	TK	S	A	FF	FR	S	A
2013	Panthers	16	2	17	16	1	5	27	2.0	21.0	2	0	0	0	0	0	0	0	0	0	4	2	2	0	0	0
2014	Panthers	14	8	35	22	13	2	2	0.0	0.0	0	0	0	0	0	0	0	0	0	4	3	1	1	0	0	
2015	Panthers	15	6	48	34	14	7	18	1.0	8.0	1	1	8	8	0	1	1	0	0	7	5	2	0	0	0	
2016	Panthers	15	7	29	16	13	2	2	1.0	0.0	1	0	0	0	0	1	2	0	0	2	1	1	0	0	0	
2017	Saints	12	12	54	37	17	6	27	2.0	21.0	3	0	0	0	0	4	1	0	0	0	0	0	0	0	0	
2018	Saints	16	15	70	42	28	7	28	2.0	13.0	4	1	6	6	0	3	0	2	17	0	0	0	0	0	0	
2019	Saints	15	15	67	45	22	5	16	2.5	12.0	5	1	14	14	1	2	1	1	0	2	2	0	0	0	0	
TOTALS		103	65	320	212	108	34	120	10.5	75.0	16	3	28	14	1	11	5	3	17	19	13	6	1	0	0	

A.J. KLEIN'S NFL POSTSEASON DEFENSIVE STATISTICS

DATE	TEAM	GP	GS	TACKLES								INTERCEPTIONS					FUMBLES			ST				MISC	
				TK	S	A	TFL	YDS	SK	YDS	QBH	NO	YDS	LG	TD	PD	FF	FR	YDS	TK	S	A	FF	FR	S
2013	Panthers	1	0	0	0	0	0	0	0.0	0.0	0	0	0	0	0	0	0	0	0	0	0	0	0	0	0
2014	Panthers	0	0	0	0	0	0	0	0.0	0.0	0	0	0	0	0	0	0	0	0	0	0	0	0	0	0
2015	Panthers	3	0	2	0	2	0	0	0.0	0.0	0	0	0	0	0	0	0	0	0	0	0	0	0	0	0
2017	Saints	0	0	0	0	0	0	0	0.0	0.0	0	0	0	0	0	0	0	0	0	0	0	0	0	0	0
2018	Saints	2	1	7	5	2	2	5	0.0	0.0	0	0	0	0	0	0	0	0	0	0	0	0	0	0	0
2019	Saints	1	1	8	4	4	1	7	0.0	0.0	0	0	0	0	0	0	0	0	0	0	0	0	0	0	0
TOTALS		7	2	17	9	8	3	12	0.0	0.0	0	0	0	0	0	0	0	0	0	0	0	0	0	0	0

SINGLE-GAME HIGHS: DEFENSIVE

Total Tackles 11 at Minnesota Vikings, Sep 11, 2017
Sacks 2.0 at Tennessee Titans, Dec 22, 2019
Passes Defensed 1 at Carolina Panthers, Dec 29, 2019
Forced Fumbles 1 vs. Dallas Cowboys, Sep 29, 2019
Fumble Recoveries 1 at Chicago Bears, Oct 20, 2019

Tackles For Loss 3 vs. Tampa Bay Buccaneers, Dec 01, 2013
Interceptions 1 at Carolina Panthers, Dec 29, 2019
Interception Return Yards 14 at Carolina Panthers, Dec 29, 2019
Special Teams Tackles 2 vs. Washington Redskins, Nov 22, 2015
Special Teams Forced Fumbles 1 vs. Chicago Bears, Oct 05, 2014



DAWSON KNOX

TIGHT END

88

6-4 254 2ND YEAR

NOVEMBER 14, 1996 (AGE 23)



BRENTWOOD, TENNESSEE



BRENTWOOD ACADEMY



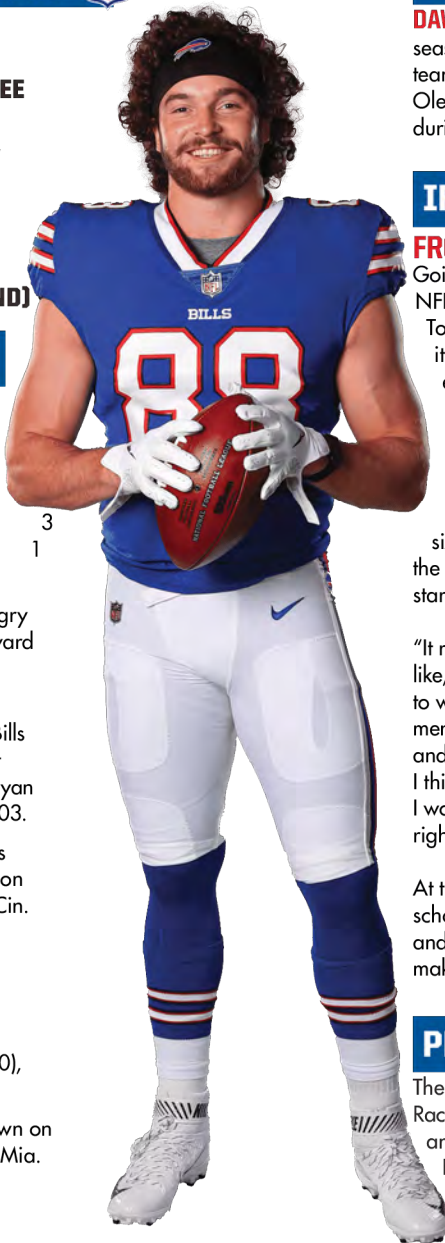
MISSISSIPPI



DRAFT: 2019 (3RD ROUND)

SHOUTOUTS

- Finished his rookie season with 28 receptions for 388 yards and two touchdowns.
- Led the Bills in receiving yards vs. Cin. (9/22/19), where he had 3 receptions for 67 yards and 1 touchdown.
- Won Good Morning Football's Angry Run of the Week following his 49-yard reception vs. Cin. (9/22/19).
- His 9-yard rushing attempt vs. Cin. (9/22/19), was the first rush by a Bills TE since Robert Royal in 2006 (lost nine yards) and the longest since Ryan Neufeld rushed for 14 yards in 2003.
- Scored his first touchdown since his junior year of high school in 2014 on a 1-yard pass from Josh Allen vs. Cin. (9/22/19).
- Made his NFL debut against the Jets (9/8/19), where he had one reception for 1 yard.
- In his playoff debut at Hou. (1/4/20), caught one pass for 14 yards.
- Caught his second career touchdown on a 23-yard pass from Josh Allen at Mia. (11/17/19).



FIRST-AND-10

DAWSON KNOX is entering his second season in Buffalo after being drafted by the team in the third round (96th overall) out of Ole Miss in 2019. He played in 28 games during his time at Ole Miss.

IF YOU HAVEN'T 'HERD'

FROM QB TO TE

Going from being a walk-on to being a top NFL Draft prospect isn't an easy thing to do. To make matters even harder, Knox did it by switching from quarterback to tight end along the way during his redshirt season as a freshman.

According to the Clarion Ledger, Knox barely factored into the Rebels' plan his redshirt freshman year — he played in six games, all on special teams, but by the next season, Knox was the favorite to start at tight end.

"It really made me work even harder I feel like," Knox told the Ledger, "just going to work and practice every day with the mentality that I've got to earn my stripes and prove that I'm supposed to be here. So I think it really has given me an edge that I wouldn't have had if I had a scholarship right off the bat."

At the end of Knox's junior year of high school, he was only 5' 10", 160 pounds, and he shot up during his senior year, making the switch at Ole Miss more ideal.

PERSONAL

The son of David, a financial planner, and Rachel Knox, Dawson has three brothers and one sister. He majored in Managerial Finance while at Ole Miss. His mom ran track, specializing in sprints, at Tennessee in college and his dad played basketball at Belmont.



IF YOU HAVEN'T 'HERD'



FAMILY MAN

Knox has a very close relationship with his family. The oldest of 5 kids, his brother Luke and sister Lucy are biological siblings, while his younger brothers Nate and Isaiah are adopted. The family originally started fostering Nate and Isaiah, then made the decision to adopt and haven't looked back.

Along with being close to his siblings, Knox lists his father as his role model because he always gives great advice and knows exactly what to say.



ISAIAH 40:31

A devout Christian, Knox has a small tattoo on the inside of his right forearm that is the Hebrew symbol for wait. It was inspired by the bible verse, Isaiah 40:31.

"But they that wait upon the LORD shall renew their strength; they shall mount up with wings as eagles; they shall run, and not be weary; and they shall walk, and not faint."

To Knox, the tattoo reminds him to wait with hope for what's to come.

THE STAMPEDE

BEST ADVICE HE RECEIVED:

Attack every day like you have to prove you belong there

FAVORITE MUSICAL ARTIST:

George Strait

FAVORITE VACATION SPOT:

Big Sky, Montana

BIGGEST PET PEEVE:

Lazy roommates

FAVORITE APP OUTSIDE OF SOCIAL MEDIA:

Uber eats

STRANGEST THING ORDERED ON INTERNET:

A full Jackie Moon outfit

FAVORITE MOVIE:

Star Wars Episode 5

FAVORITE FOOD:

A steak dinner

MOST FAMOUS PERSON IN CELL PHONE:

Mark Sanchez or Mitch Trubisky

FIRST JERSEY OWNED GROWING UP:



Blaine Bishop Titans

FAVORITE OLYMPIC SPORT:

Track and Field

FAVORITE PLAYERS/TEAMS GROWING UP:

Tim Tebow and anything with Vanderbilt

COLLECT ANYTHING:

Other team's gloves

PROUDEST ACHIEVEMENT OUTSIDE OF FOOTBALL:

Graduating college with a degree in Managerial Finance in 3 years

UNIQUE HOBBIES:

Plays a lot of Fortnite

FAVORITE TV SHOW:

The Office or Game of Thrones



DAWSON KNOX'S NFL REGULAR SEASON RUSHING/RECEIVING STATISTICS

DATE	TEAM	GP	GS	RECEIVING					RUSHING				
				NO.	YDS	AVG	LG	TD	NO.	YDS.	AVG.	LG	TD
2019	Bills	15	11	28	388	13.9	49	2	1	9	9.0	9	0
TOTALS		15	11	28	388	13.9	49	2	1	9	9.0	9	0

DAWSON KNOX'S NFL POSTSEASON RUSHING/RECEIVING STATISTICS

DATE	TEAM	GP	GS	RECEIVING					RUSHING				
				NO.	YDS	AVG	LG	TD	NO.	YDS.	AVG.	LG	TD
2019	Bills	1	1	1	14	14.0	14	0	0	0	0.0	0	0
TOTALS		1	1	1	14	14.0	14	0	0	0	0.0	0	0

SINGLE-GAME HIGHS: RUSHING/RECEIVING

Rush Attempts 1 vs. Cincinnati Bengals, Sep 22, 2019
Rushing Yards 9 vs. Cincinnati Bengals, Sep 22, 2019
Longest Runs 9 vs. Cincinnati Bengals, Sep 22, 2019
Receptions 4 at Cleveland Browns, Nov 10, 2019
Receiving Yards 67 vs. Cincinnati Bengals, Sep 22, 2019

Longest Receptions 49 vs. Cincinnati Bengals, Sep 22, 2019
Receiving TDs 1 at Miami Dolphins, Nov 17, 2019
All-purpose yards 76 vs. Cincinnati Bengals, Sep 22, 2019
Most TDs 1 at Miami Dolphins, Nov 17, 2019



TYLER KROFT TIGHT END

81

6-6 **252** **6TH YEAR** 

OCTOBER 15, 1992 (AGE 27)

 **DOWNINGTOWN, PA**

 **DOWNINGTOWN EAST HS**

R **RUTGERS**

 **FA: 2019**

SHOUTOUTS

- Totaled six receptions for 71 yards and a touchdown in the 2019 regular season.
- Scored the game-winning touchdown at Pit. to secure a 17-10 victory and a playoff berth (12/15/2019).
- Pulled in his first two receptions as a Bill for 32 yards vs. Phi. (10/27/2019).
- Recorded career-highs with 42 catches for 404 yards and seven touchdowns during the 2017 season when he started all 16 games. His seven touchdowns were the sixth most by a tight end that season.
- Had a career-high six catches for 53 yards and two touchdowns in the Bengals 31-27 win at Bal. (12/31/2017) that helped send the Bills to the playoffs.
- Played in 37 games with 24 starts over his three seasons at Rutgers.
- Earned First Team All-AAC honors in 2013.
- Finished his collegiate career with 901 yards and five touchdowns on 70 receptions.



FIRST-AND-10

TYLER KROFT is entering his second season in Buffalo after spending the first four seasons of his career with the Cincinnati Bengals. He entered the NFL as a third round (85th overall) draft pick by the Cincinnati Bengals in the 2015 NFL Draft.

IF YOU HAVEN'T 'HERD'

PASSION FOR THE POSITION

A majority of players that make it to the NFL go through a couple position changes somewhere along the way from high school to college to the NFL. For Kroft, the tight end position has been where his heart resided, even despite being forced to wide receiver as a high school senior.

Growing up playing against his older brother, Ryan, and the other kids in the neighborhood, Kroft developed a mean streak and combined with a growth spurt before his freshman year of high school, he knew that tight end was going to be his future.

"I was always the youngest kid in the neighborhood but I didn't want to be left behind and I tried to hold my own," Kroft told the Daily Local. "It brought a level of toughness, and my brother and his friends always try to take credit for it."

"I grew four or five inches in the summer between eighth and ninth grade," he said. "That's when I knew I was going to play tight end."

PERSONAL

The son of Erik and Charlotte Kroft, Kroft lives his wife, Lexi, and their dog, Jax. He has a brother named Ryan and his hobbies include playing video games and hanging out with his family. Kroft majored in communications while at Rutgers.



IF YOU HAVEN'T 'HERD'



PHILLY PHANATIC

Outside of just playing sports, Tyler is a die-hard sports fan, in particular for his hometown teams, the Philadelphia 76ers and Philadelphia Phillies.

Tyler and his brother, Ryan, attended a Sixers playoff game during the 2019 season and he makes sure to tune in to as many games as possible. He lists his dream sporting event to attend as an NBA Finals game at the Wells Fargo Center and stated that if he could be a pro in any other sport, it would be playing baseball for the Phillies



GIVING BACK

After seeing the trouble that the Covid-19 outbreak was causing both in the Buffalo community and in the hometown communities of both Tyler and his wife, Lexi, the couple made a pledge to donate \$50,000 to four causes.

The Kroft's donated to the Pegula Community Aid Fund in Buffalo which helped deliver groceries to multiple food banks in the Western New York area, Lord's Pantry in Downingtown, The Food Bank of the Hudson Valley in Cornwall and the Franklin Food Bank in Somerset.

THE STAMPEDE

FAVORITE MOVIE:

Black Hawk Down

FAVORITE LATE NIGHT SNACK FOOD:

Peanut Butter & Jelly

FAVORITE MUSICAL ARTIST:

Drake

FAVORITE TV SHOWS:

Game of Thrones and Parks & Recreation

PRE-GAME RITUAL:

Listens to music

FAVORITE CARTOON CHARACTER:

Peter Griffin from Family Guy

FAVORITE MEAL:

Spaghetti

NICKNAME:

TK

MOST MEMORABLE GAME IN HIS CAREER:

First Big 10 win in college against Michigan

FIRST JERSEY OWNED:

Shaun Alexander



FIRST FOOTBALL TEAM:

Played for the Marsh Creek Eagles at age 8

FAVORITE CEREAL:

Reese's Puffs

SKILL HE DOESN'T HAVE, BUT WANTS TO LEARN:

Woodworking

ADVICE TO HIS YOUNGER SELF:

Don't dwell on mistakes. Keep working.

HOBBIES:

Just likes to chill and play video games

FAVORITE APP:

Smart News

FAVORITE VACATION SPOT:

Puerto Vallarta

BUCKET LIST ITEM:

Travel across Europe with his wife



TYLER KROFT'S NFL REGULAR SEASON RUSHING/RECEIVING STATISTICS

DATE	TEAM	GP	GS	RECEIVING					RUSHING				
				NO.	YDS	AVG	LG	TD	NO.	YDS.	AVG.	LG	TD
2015	Bengals	16	6	11	129	11.7	22	1	0	0	0.0	0	0
2016	Bengals	14	11	10	92	9.2	21	0	0	0	0.0	0	0
2017	Bengals	16	16	42	404	9.6	59	7	0	0	0.0	0	0
2018	Bengals	5	2	4	36	9.0	16	0	0	0	0.0	0	0
2019	Bills	11	3	6	71	11.8	20	1	0	0	0.0	0	0
TOTALS		62	38	73	732	10.0	59	9	0	0	0.0	0	0

TYLER KROFT'S NFL POSTSEASON RUSHING/RECEIVING STATISTICS

DATE	TEAM	GP	GS	RECEIVING					RUSHING				
				NO.	YDS	AVG	LG	TD	NO.	YDS.	AVG.	LG	TD
2015	Bengals	1	1	0	0	0.0	0	0	0	0	0.0	0	0
2019	Bills	1	0	0	0	0.0	0	0	0	0	0.0	0	0
TOTALS		2	1	0	0	0.0	0	0	0	0	0.0	0	0

SINGLE-GAME HIGHS: RUSHING/RECEIVING

Receptions 6 at Baltimore Ravens, Dec 31, 2017
Receiving Yards 79 at Jacksonville Jaguars, Nov 05, 2017
Longest Receptions 59 at Jacksonville Jaguars, Nov 05, 2017

Receiving TDs 2 at Baltimore Ravens, Dec 31, 2017
All-purpose yards 79 at Jacksonville Jaguars, Nov 05, 2017



CAM LEWIS

DEFENSIVE BACK

47

5-9

183

1st YEAR



APRIL 13, 1997 (AGE 23)



DETROIT, MICHIGAN



CONSORTIUM PREP



BUFFALO



UDFA: 2019

SHOUTOUTS

- Over his four-year career at Buffalo, totaled 156 tackles, 4 tackles for loss, 5 interceptions, 22 passes defended and 3 forced fumbles.
- Had a career-high 3 interceptions in 2018, which ranked second in the MAC.
- Picked off a pass and ran it back 68 yards for a touchdown against Northern Illinois (11/11/15).
- Had a career-high 8 tackles against Western Michigan (10/7/17).

THE STAMPEDE

A skill you would like to learn?

Trading stocks

Biggest influence on your career?

Mom and Dad for all the various lessons they've taught me

Collect anything?

Used to collect baseball and Pokemon cards

Number one sporting event you'd want to attend as a fan?

March Madness finals



FIRST-AND-10

CAMERON (CAM) LEWIS joined the Buffalo Bills in 2019 after a four-year career at University of Buffalo. A Michigan native, Lewis entered the NFL as an undrafted free agent to the Bills.

IF YOU HAVEN'T 'HERD'

BASEBALL PAST

Lewis spent most of his life as a baseball standout, rather than a football star. Up until his junior year of high school, he was splitting time between baseball and football with his focus being more on baseball.

He participated in both club and school baseball, and his club team was so successful that they made it to the RBI National Championship.

"The most memorable game of my career was the RBI regional championship trying to make nationals," Lewis said. "The team was down 5 in the last inning and we rallied to win. It was played on the Cleveland Indians field."

It wasn't until his junior year of high school that his football coach, John Pittman, asked him to really give football a shot. Lewis listened and Pittman became a mentor for the high school running back turned college defensive back. He became the first player from his high school to play at a Division I school.

PERSONAL

The son of Ernest and Yvonne Lewis, Cameron has two older brothers, Ernest Jr. and Brandon. He majored in African American Studies while at Buffalo. He hopes to one day work with adoption agencies and foster homes because he believes every child should have a home.



MIKE LOVE DEFENSIVE END

56

6-3 **255** **2ND YEAR** 

JANUARY 22, 1994 (AGE 26)

 **CLEARWATER, FL**

 **COUNTRYSIDE HS**

 **SOUTH FLORIDA**

 **UDFA: 2018**

SHOUTOUTS

- Spent the 2019 season the reserve/injured list.
- Signed from the practice squad on Dec. 4 and made his NFL debut vs. Det. (12/16/18).
- Logged his first NFL tackle vs. Det. (12/16/18).
- Had a tackle and special teams tackle in the final two regular season games of the 2018 season (at NE (12/23/18), vs. Mia (12/30/18)).
- Recorded 9.5 sacks and 65 tackles during his four-year collegiate career.
- Notched 5.5 sacks as a senior at South Florida in 2017, which ranked third on the team.
- Posted a career-high 4 tackles in a game on four separate occasions in 2016 and 2017.
- Ended the 2016 Birmingham Bowl with a sack and forced fumble of South Carolina QB Jake Bentley in overtime.
- Set career-highs in 2017 with 11.0 tackles for loss, 5.5 sacks, and three pass breakups.
- Started in all 12 games for the Bulls in 2017.



FIRST-AND-10

MIKE LOVE was signed as a rookie free agent by the Bills in 2018 after a four-year career at South Florida. In college, he amassed 9.5 sacks while earning an undergraduate degree in criminology and a master's degree in entrepreneurship.

IF YOU HAVEN'T 'HERD'

MOMMA'S BOY

Love makes it clearly known that his mother is the biggest influence on him and his career to this point. Raising four boys by herself while working as an insurance claims agent, Love noticed and appreciated all that Shalonda Love did for her children.

"She is a wonderful woman," Love said. "She is always on me about my manners. Always made sure I said yes sir, no sir. She also helps me find positives in every negative situation. She has been through a lot and I will do everything I can for her."

While keeping a close relationship with his mother, Love finally met his father in 2015. He did not know who he was growing up, until the two found each other when Mike was in college.

Love says that not knowing his father was one of the biggest obstacles he had to overcome in his life, but the two are now close and Love hopes that his father will make it to a game in Buffalo this season.

PERSONAL

The son of Shalonda Love, an insurance claims agent. He has three brothers, Leon, Ton Ton and Roddrick. Leon and Ton Ton are currently serving in the US Army. Lettered in football and basketball in high school. Earned his master's degree in entrepreneurship in 2018.



MIKE LOVE DEFENSIVE END

56

THE STAMPEDE

FIRST JOB GROWING UP:

Raking yards and cutting grass in his neighborhood

FAVORITE MUSICAL ARTIST:

Roddy Ricch & Journey

COLLECT ANYTHING:

Rocks from bible study

FAVORITE FOOD:

Pizza

FAVORITE CEREAL AS A KID:

Cinnamon Toast Crunch

BIGGEST PET PEEVE:

People not saying thank you

PROUDEST ACHIEVEMENT OUTSIDE OF FOOTBALL:

Getting Master's degree

FAVORITE VACATION SPOT:

Going on a cruise

FAVORITE MOVIE:

Superbad

BUCKET LIST ITEM:

Vacation in Bora Bora

FAVORITE TV SHOW:

Game of Thrones

FIRST SPORTS JERSEY:

Tracy McGrady Rockets



ADVICE YOU WOULD GIVE YOUR YOUNGER SELF:

Don't treat a loss as a loss, treat it as a lesson

NICKNAMES:

Mike Love (full name)

HIGH SCHOOL SPORTS:

Football and basketball

UNIQUE TALENTS:

Making the best pancakes and the best PB & J

FAVORITE APP:

Calm

PLAYER YOU'VE LEARNED THE MOST FROM:

Jerry Hughes

FAVORITE OLYMPIC SPORT:

Curling, Water Polo, Track

FAVORITE BUFFALO RESTAURANT:

Ilio Depaolo's

MIKE LOVE'S NFL REGULAR SEASON DEFENSIVE STATISTICS

DATE	TEAM	GP	GS	TACKLES							INTERCEPTIONS					FUMBLES			ST					MISC		
				TK	S	A	TFL	YDS	SK	YDS	QBH	NO	YDS	LG	TD	PD	FF	FR	YDS	TK	S	A	FF	FR	S	A
2018	Bills	3	0	3	0	3	0	0	0.0	0.0	0	0	0	0	0	0	0	0	0	2	0	2	0	0	0	0
2019	Bills	0	0	0	0	0	0	0	0.0	0.0	0	0	0	0	0	0	0	0	0	0	0	0	0	0	0	0
TOTALS		3	0	3	0	3	0	0	0.0	0.0	0	0	0	0	0	0	0	0	0	2	0	2	0	0	0	0



DEAN MARLOWE

SAFETY

31

6-1 208 4th YEAR 

JULY 25, 1992 (AGE 28)



QUEENS, NY



HOLY CROSS HS



JAMES MADISON



FA: 2017

SHOUTOUTS

- Marlowe recorded four tackles vs. NYJ (12/29/19).
- Started at WLB while recording one pass defended and one tackle vs. Ten. (10/6/19).
- Played in two games for the Bills in 2018, logging four tackles, one pass defended and one special teams tackle.
- Was a member of the Carolina Panthers squad that won the NFC Championship and made it to Super Bowl 50.
- At James Madison, was a four-time All-CAA selection, including First Team honors in 2012 and 2014.
- Named a Preseason All-American prior to the 2014 season.
- With JMU, he started 48 of a possible 49 career games played and finished his career with 326 career tackles, 12 interceptions, along with 13.5 tackles for loss and 30 passes defended.
- One of three freshmen to earn All-CAA laurels in 2011, as he was named to the Third Team.



FIRST-AND-10

DEAN MARLOWE enters his third full season with the Bills after being signed to the team's practice squad prior to Week 14 of the 2017 season. Prior to arriving in Buffalo, Marlowe spent the 2015 and 2016 seasons with the Carolina Panthers before being a training camp cut in 2017. Marlowe originally entered the NFL as a UDFA out of James Madison with Carolina.

IF YOU HAVEN'T 'HERD'

A KEY RECRUITER

Coming out of James Madison, Marlowe went undrafted but drew plenty of interest from NFL teams. Marlowe estimates about 15 NFL teams tried to sign him. One of the deciding factors in him signing with Carolina? A call from then Panthers defensive coordinator Sean McDermott during the seventh round of the 2015 NFL Draft.

"My agent told me it'd be a great opportunity to learn from a great coordinator (Sean McDermott), great head coach (Ron Rivera) and great defensive backs coach in Coach (Steve) Wilks," Marlowe said at the time. "I saw that they had veterans like Roman Harper that I could learn from and pick up the speed of the game. I'm a smart guy. I know the game and I know it well. I can develop a lot from these guys."

Marlowe warranted the interest from NFL teams after finishing his career at James Madison as a First-Team All-CAA selection.

PERSONAL

The son of Lisa and Mike Neil. He has two sisters. He graduated with a degree in Sports and Recreation Management from James Madison University.



IF YOU HAVEN'T 'HERD'



OVERCOMING OBSTACLES

Everyone has to overcome some sort of adversity in life. One of Dean's biggest obstacles was transitioning from college to the NFL. Dean finished his collegiate career as a four-time All-CAA selection including multiple First Team honors. Although he still ended up in the NFL, it wasn't the smoothest transition. The biggest difference he noticed is how differently people treat you both positively and negatively. "If you surround yourself with the right people at this level, you can learn how to appreciate what they bring to the table in a positive way."

DOUBLE OT THRILLER

Everyone who has played football has one game they'll never forget. Dean's most memorable game was a regular season game against one of the best teams in New York, Iona Prep. He vividly remembers the night, "It was great weather and the stands were packed. Iona always had a great crowd." Holy Cross was down 35-10 in the 4th quarter and everyone assumed the game was over. Then without a halftime speech, they miraculously came back to send it to double overtime where they would go on to win 42-41.

THE STAMPEDE

SPORTS HE PLAYED IN HS:

Baseball and Track & Field

FAVORITE LATE NIGHT SNACK:

Peanut Butter and Jelly

FAVORITE MUSICAL ARTIST:

Fabulous

NUMBER ONE THING ON YOUR BUCKET LIST:

Skydiving

FAVORITE MEAL:

Macaroni and cheese

UNIQUE HOBBIES:

Fishing and Cooking

BIGGEST PET PEEVE:

People running late

FAVORITE TV SHOW:

The Wire

BEST ADVICE YOU'VE BEEN GIVEN:

Rehabilitation does not occur until the consequences are severe enough

AS A KID WHAT WAS YOUR FAVORITE CEREAL:

Fruity Pebbles



SPORTING EVENT HE'D WANT TO ATTEND:

The World Cup

FAVORITE BOOK:

The Energy Bus

PROUDEST ACHIEVEMENT:

Earning a scholarship and graduating college

FAVORITE BUFFALO RESTAURANT:

Hutch's

FAVORITE MOVIE:

Juice

ONE MUSICAL ARTIST HE'D WANT TO SEE IN CONCERT:

Michael Jackson

FIRST SPORTS JERSEY:

Bulls Michael Jordan jersey



DEAN MARLOWE'S NFL REGULAR SEASON DEFENSIVE STATISTICS

DATE	TEAM	GP	TACKLES										INTERCEPTIONS					FUMBLES			ST			MISC			
			GS	TK	S	A	TFL	YDS	SK	YDS	QBH	NO	YDS	LG	TD	PD	FF	FR	YDS	TK	S	A	FF	FR	S	A	
2015	Panthers	4	0	0	0	0	0	0	0.0	0.0	0	0	0	0	0	0	0	0	0	0	0	0	0	0	0	0	0
2016	Panthers	1	0	0	0	0	0	0	0.0	0.0	0	0	0	0	0	0	0	0	0	0	0	0	0	0	0	0	
2017	Panthers	0	0	0	0	0	0	0	0.0	0.0	0	0	0	0	0	0	0	0	0	0	0	0	0	0	0	0	
2017	TOTAL	0	0	0	0	0	0	0	0.0	0.0	0	0	0	0	0	0	0	0	0	0	0	0	0	0	0	0	
2018	Bills	2	1	4	3	1	0	0	0.0	0.0	0	0	0	0	0	1	0	0	0	1	1	0	0	0	0	0	
2019	Bills	9	2	9	9	0	0	0	0.0	0.0	0	0	0	0	1	0	0	0	2	1	1	0	0	0	0		
TOTALS		16	3	13	12	1	0	0	0.0	0.0	0	0	0	0	2	0	0	0	3	2	1	0	0	0	0		

SINGLE-GAME HIGHS: DEFENSIVE

Total Tackles 4 vs. New York Jets, Dec 29, 2019
Passes Defensed 1 at Tennessee Titans, Oct 06, 2019

Special Teams Tackles 1 vs. Miami Dolphins, Oct 20, 2019



TYLER MATAKEVICH

LINEBACKER

44

6-1 235 5th YEAR 

DECEMBER 22, 1992 (AGE 27)



EAST HAVEN, CT



ST. JOSEPH HS



TEMPLE



FREE AGENT: 2020

SHOUTOUTS

- Has appeared in 63 career games with one start and has totaled 65 tackles on defense and been a standout on special teams, with 52 tackles since entering the NFL in 2016.
- Tied for the NFL lead in 2019 with 16 tackles on special teams. He appeared in all 16 games and also had 14 tackles on defense.
- Played in all 16 games in 2018 and had 10 tackles on special teams. Also contributed on defense with 15 tackles.
- In 2017, played in 15 games during the regular season and led the Steelers' special teams unit in tackling with 14 tackles including two deflected punts.
- In 2016, played in all 16 games during the regular season and recorded a team-best 12 special teams tackles during the regular season.
- Named 2015 Consensus All-American and AAC Defensive Player of the Year. He was also awarded both the Bronko Nagurski Trophy and Chuck Bednarik Award in 2015.
- He ended his collegiate career as Temple's all-time leading tackler with 493 tackles.



FIRST-AND-10

TYLER MATAKEVICH enters his first season with the Bills after spending the first four seasons of his career in Pittsburgh (2016-19). He was drafted in the seventh round (246th overall) of the 2016 NFL Draft by the Steelers.

IF YOU HAVEN'T 'HERD'

SHOW YOUR SOFT SIDE

Off the football field, one of Matakevich's biggest passions is hanging out with his dog, Bailey. That passion extends to Matakevich working with animal adoption campaigns and supporting Show Your Soft Side.

Per the organization's website, Show Your Soft Side is a public service campaign that was created to change the mindset of young people who all-too-often view the maiming and torturing of defenseless cats and dogs as a sign of "toughness" or "manhood." They uses athletes and actors to spread the message that compassion toward animals is a sign of strength, not weakness.

Matakevich appeared in advertisements with his dog Bailey along with the message, "Only a punk would hurt a cat or dog."

Matakevich adopted Bailey when he first became involved with the organization and did a photoshoot in Philadelphia in 2016 with Bailey and four other 8-week-old puppies in need of a home.

PERSONAL

The son of David and Kim Matakevich, Tyler as an older sister named Ashley. He earned a degree in adult and organizational development from Temple.



TYLER MATAKEVICH'S NFL REGULAR SEASON DEFENSIVE STATISTICS

DATE	TEAM	GP	TACKLES									INTERCEPTIONS					FUMBLES					ST					MISC	
			GS	TK	S	A	TFL	YDS	SK	YDS	QBH	NO	YDS	LG	TD	PD	FF	FR	YDS	TK	S	A	FF	FR	S	A		
2016	Steelers	16	0	8	6	2	0	0	0.0	0.0	0	0	0	0	0	0	0	0	0	12	10	2	0	0	0	0		
2017	Steelers	15	0	9	7	2	0	0	0.0	0.0	0	0	0	0	1	0	0	0	14	11	3	0	0	0	0			
2018	Steelers	16	1	6	3	3	0	0	0.0	0.0	0	0	0	0	0	0	0	0	10	9	1	0	0	0	0			
2019	Steelers	16	0	2	2	0	0	0	0.0	0.0	0	0	0	0	0	0	0	0	16	14	2	0	0	0	0			
TOTALS		63	1	25	18	7	0	0	0.0	0.0	0	0	0	0	1	0	0	0	52	44	8	0	0	0	0			

TYLER MATAKEVICH'S NFL POSTSEASON DEFENSIVE STATISTICS

DATE	TEAM	GP	TACKLES									INTERCEPTIONS					FUMBLES					ST					MISC	
			GS	TK	S	A	TFL	YDS	SK	YDS	QBH	NO	YDS	LG	TD	PD	FF	FR	YDS	TK	S	A	FF	FR	S	A		
2016	Steelers	3	0	0	0	0	0	0	0.0	0.0	0	0	0	0	0	0	0	0	1	1	0	0	0	0	0			
2017	Steelers	1	0	0	0	0	0	0	0.0	0.0	0	0	0	0	0	0	0	0	0	0	0	0	0	0	0			
TOTALS		4	0	0	0	0	0	0	0.0	0.0	0	0	0	0	0	0	0	0	1	1	0	0	0	0	0			

SINGLE-GAME HIGHS: DEFENSIVE

Total Tackles 8 at Miami Dolphins, Oct 16, 2016
Passes Defensed 1 vs. Minnesota Vikings, Sep 17, 2017

Special Teams Tackles 3 at Cleveland Browns, Sep 09, 2018



ISAIAH MCKENZIE

WIDE RECEIVER

19

5-8

173

4TH YEAR



APRIL 9, 1995 (AGE 24)



MIAMI, FL



AMERICAN HERITAGE HS



GEORGIA



WAIVERS: 2018 (DEN)

SHOUTOUTS

- Played in all three phases vs. NYJ (12/29/19), taking snaps at WR, KR/PR and CB.
- Finished the 2019 season with career highs in both receptions (27) and receiving yards (254).
- Against the Lions (12/16/18), tallied career highs in both catches (6) and receiving yards (53).
- In Week 14 at NYJ (12/9/18), scored his second rushing touchdown of the season on a 15 yard rush. Became the first Bills WR since Elbert 'Golden Wheels' Dubeinon in 1961 to run for two touchdowns in a single season.
- Scored his first NFL touchdown on a six yard carry vs. Jax. (11/25/18).
- Logged a career-high 101 kickoff return yards at NYJ (12/9/18).
- Had a career-long 46 yard reception against the Titans (10/7/19).
- In 2017 while with the Broncos, tallied a career-long punt return of 44 yards in a game at Phi. (11/5/17).
- Scored his first career receiving touchdown on a 14-yard shovel pass from Josh Allen at NYG (9/15/19).



FIRST-AND-10

ISAIAH MCKENZIE joined the Bills in 2018 after being claimed off of waivers via the Denver Broncos. McKenzie originally entered the league in 2017 as a fifth round pick (172nd overall) of the Broncos out of Georgia. McKenzie spent the entire 2017 season on the Broncos' 53-man roster before rotating between Denver's 53 and practice squad in 2018.

IF YOU HAVEN'T 'HERD'

A KEY INFLUENCE

When the Broncos called McKenzie's phone during the 2017 NFL Draft it brought overwhelming emotions to not only Isaiah, but his grandmother as well. He credits her with keeping him and his siblings on the right path and out of trouble growing up.

"My grandma kept us on the right path," McKenzie said of himself and his siblings. "She did everything she had to do to be a great parent. I wouldn't say I followed every rule in the book, but whatever she told me I knew it was important. I took heed to when she told me something."

McKenzie's grandmother even went so far as to find a new job at American Heritage HS and take an hour long bus ride daily at 5:30 AM with Isaiah to give him the best opportunity to take advantage of his unique talents on the football field. Everything eventually paid off as McKenzie received multiple D-I offers.

PERSONAL

Born on April 9, 1995 in Miami, Florida and attended American Heritage HS. McKenzie has six brothers and one sister. He is the owner of La Traila Barbecue, a mobile Texas craft style barbecue restaurant in Miami.



ISAIAH MCKENZIE

WIDE RECEIVER

19

THE STAMPEDE

MOST FAMOUS PEOPLE IN PHONE CONTACTS:

Demaryius Thomas

FAVORITE MUSICAL ARTIST:

Sam Smith

COLLECT ANYTHING:

Paintings

FAVORITE FOOD:

Spaghetti

FAVORITE CEREAL AS A KID:

Fruity Pebbles

BIGGEST PET PEEVE:

Not having good shower pressure

PROUDEST ACHIEVEMENT OUTSIDE OF FOOTBALL:

Being able to help those around him financially or otherwise

FAVORITE VACATION SPOT:

Puerto Rico

FAVORITE MOVIE:

The Mask

BUCKET LIST ITEM:

Go to Paris

FIRST SPORTS JERSEY:

Michael Vick



ADVICE YOU WOULD GIVE YOUR YOUNGER SELF:

Get a lot of rest

NICKNAMES:

The Human Joystick

HIGH SCHOOL SPORTS:

Football and track

FAVORITE CARTOON GROWING UP:

Tweety Bird

FAVORITE APP:

Airline apps

PLAYER YOU'VE LEARNED THE MOST FROM:

Emmanuel Sanders

FAVORITE OLYMPIC SPORT:

Track and Field

FAVORITE BUFFALO RESTAURANT:

Fat Bob's

ISAIAH MCKENZIE'S NFL REGULAR SEASON RUSHING/RECEIVING STATISTICS

DATE	TEAM	GP	GS	RECEIVING					RUSHING				
				NO.	YDS	AVG	LG	TD	NO.	YDS.	AVG.	LG	TD
2017	Broncos	11	0	4	29	7.3	14	0	1	4	4.0	4	0
2018	Broncos	1	0	0	0	0.0	0	0	0	0	0.0	0	0
2018	Bills	7	1	18	179	9.9	23	0	10	66	6.6	15f	2
2018	TOTAL	8	1	18	179	9.9	23	0	10	66	6.6	15f	2
2019	Bills	15	8	27	254	9.4	46	1	8	49	6.1	16	0
TOTALS		34	9	49	462	9.4	46	1	19	119	6.3	16	2

ISAIAH MCKENZIE'S NFL POSTSEASON RUSHING/RECEIVING STATISTICS

DATE	TEAM	GP	GS	RECEIVING					RUSHING				
				NO.	YDS	AVG	LG	TD	NO.	YDS.	AVG.	LG	TD
2019	Bills	1	0	4	23	5.8	10	0	0	0	0.0	0	0
TOTALS		1	0	4	23	5.8	10	0	0	0	0.0	0	0



ISAIAH MCKENZIE'S NFL REGULAR SEASON RETURN STATISTICS

		KICKOFF RETURNS					PUNT RETURNS					
DATE	TEAM	RET.	YDS.	AVG.	LG	TD	NO.	FC	YDS	AVG	LG	TD
2017	Broncos	3	50	16.7	21	0	21	7	183	8.7	44	0
2018	Broncos	0	0	0.0	0	0	2	0	13	6.5	11	0
2018	Bills	12	237	19.8	33	0	14	3	87	6.2	21	0
2018	TOTAL	12	237	19.8	33	0	16	3	100	6.3	21	0
2019	Bills	3	65	21.7	24	0	1	1	4	4.0	4	0
TOTALS		18	352	19.6	33	0	38	11	287	7.6	44	0

SINGLE-GAME HIGHS: RUSHING/RECEIVING

Rush Attempts 4 vs. New York Jets, Dec 09, 2018
Rushing Yards 32 at New York Jets, Nov 11, 2018
Longest Runs 16 vs. New York Jets, Dec 29, 2019
Rushing TDs 1 vs. New York Jets, Dec 09, 2018
Receptions 6 vs. Detroit Lions, Dec 16, 2018
Receiving Yards 53 vs. Detroit Lions, Dec 16, 2018
Longest Receptions 46 at Tennessee Titans, Oct 06, 2019
Receiving TDs 1 at New York Giants, Sep 15, 2019
All-purpose yards 170 vs. New York Jets, Dec 09, 2018
Kickoff Returns 5 vs. New York Jets, Dec 09, 2018

Kickoff Return Yards 101 vs. New York Jets, Dec 09, 2018
Longest Kickoff Return 33 at New York Jets, Nov 11, 2018
Fair Catches 3 at Miami Dolphins, Dec 03, 2017
Punt Return Yards 48 vs. Los Angeles Chargers, Sep 11, 2017
Longest Punt Return 44 at Philadelphia Eagles, Nov 05, 2017
Punt Returns 5 vs. Oakland Raiders, Oct 01, 2017
Special Teams Tackles 1 vs. New England Patriots, Nov 12, 2017
Miscellaneous Tackles 1 at Miami Dolphins, Dec 02, 2018
Most TDs 1 at New York Giants, Sep 15, 2019



MATT MILANO


LINEBACKER

58


6-0 223 4TH YEAR 

JULY 28, 1994 (AGE 25)

 ORLANDO, FL

 DR. PHILLIPS HS

 BOSTON COLLEGE

 DRAFT: 2017 (5TH RD)

SHOUTOUTS

- Finished the 2019 regular season with 100 tackles, joining Tremaine Edmunds and Jordan Poyer as the only Bills with 100+ tackles.
- Finished the 2018 season as the only player in the NFL with 75+ tackles, 3+ interceptions and 3+ fumble recoveries.
- Had an interception, sack and FR at Min. (9/23/18), becoming the first Bills player to have all three in a game since Troy Vincent on 12/12/04.
- Named AFC Defensive Player of the Week after his performance against the Vikings (9/23/18).
- Had a career-high 13 tackles vs. Phi. (10/27/19).
- Had interceptions in consecutive games (at NYJ (11/11/18), vs. Jax. (11/25/18)), making him the first Bills LB with a INT streak since 2015 (AJ Tarpley).
- Key part of a Bills' linebacker unit that ranked third in the NFL in takeaways in 2018 with 17.
- Returned a fumble for a TD vs. Oak. (10/29/17), making him the first Bills LB to do so since London Fletcher 2006.



FIRST-AND-10

MATT MILANO finished his third season with the Bills after being drafted by the team in the fifth round (163rd overall) out of Boston College in 2017. He had 78 tackles, 3 interceptions and 3 fumble recoveries in 2018 before being placed on IR for the final 3 games.

IF YOU HAVEN'T 'HERD'

OVERCOMING THE ODDS

Milano grew up in a football hotbed in Florida and was a three-star recruit when he began to look at college. During his senior year, he was named Orlando Sentinel's Defensive Player of the Year and opted to take his talents to Boston College. The transition was not seamless however, and he only logged five tackles during his freshman season. Milano says that the transition from different levels of football is the biggest obstacle he has had to overcome.

The jump from college to NFL was also a tough challenge for the linebacker, but Milano made the most of it, earning a starting role by the end of the 2017 season.


Milano's performance took off during the 2018 season, putting together a Pro Bowl-caliber year before being placed on IR.

PERSONAL

Born July 28, 1994 in Orlando, Florida, Matt is the son of Mike, a pharmaceutical sales manager, and Janet Milano. Matt graduated with degrees in Psychology and Communications from Boston College. He has a brother, Michael, and sister, Gina.



IF YOU HAVEN'T 'HERD'



WORLD TRAVELER

In his free time, Milano enjoys traveling, not only throughout the country, but all over the world. He has been to Costa Rica (pictured above) and hopes to one day travel the globe.

"It's important getting out from the bubble you live in at the time and experiencing something new," Milano told the Buffalo News, "seeing somebody else's culture, what they kind of do during the day, who's around there, and just meeting new people."

FACETIMING WITH FAMILY

Milano was a consistent impact player on the Bills' defense throughout the 2018 season, but unfortunately suffered a season-ending injury against the Jets with three games remaining in the season.

The following week, the Bills beat the Lions 14-13 and Milano was unable to attend due to the injury. After the game, the team faceted with Milano and he broke down the team following Coach McDermott's post-game speech.

THE STAMPEDE

BEST ADVICE HE RECEIVED:

Never settle

FAVORITE MUSICAL ARTIST:

SUMR Camp

FAVORITE VACATION SPOT:

South of France

BIGGEST PET PEEVE:

Nonchalant people

FAVORITE BOOK:

The Daily Stoic

FAVORITE APP OUTSIDE OF SOCIAL MEDIA:

Spotify

INTERESTS OUTSIDE OF FOOTBALL:

Fashion and Music

FAVORITE MOVIE:

Goodfellas

FAVORITE FOOD:

Sushi

PLAYER YOU'VE LEARNED THE MOST FROM:

Lorenzo Alexander

FIRST JERSEY OWNED GROWING UP:



Wayne Chrebet Jets

FAVORITE OLYMPIC SPORT:

Track and Field

FAVORITE MOMENT AS A BUFFALO BILL:

Going to the playoffs and getting off the plane from Miami after making it

FAVORITE BUFFALO RESTAURANT:

Bar Bill

MAIN SOURCE OF MOTIVATION AS A PLAYER:

Finish what he started. Has made it to the NFL, but wants to prove he belongs

FAVORITE ALL-TIME PLAYER:

John Lynch

FAVORITE TV SHOW:

Sopranos



MATT MILANO LINEBACKER

58

MATT MILANO'S NFL REGULAR SEASON DEFENSIVE STATISTICS

		TACKLES										INTERCEPTIONS					FUMBLES			ST				
DATE	TEAM	GP	GS	TK	S	A	TFL	YDS	SK	YDS	QBH	NO	YDS	LG	TD	PD	FF	FR	YDS	TK	S	A	FF	FR
2017	Bills	16	5	43	29	14	3	6	0.0	0.0	2	1	15	15	0	2	0	1	40	6	3	3	1	0
2018	Bills	13	13	78	52	26	12	33	1.0	8.0	3	3	41	29	0	7	0	3	0	0	0	0	0	0
2019	Bills	15	15	100	64	36	7	31	1.5	12.5	7	0	0	0	0	9	1	1	0	1	1	0	0	0
TOTALS		44	33	221	145	76	22	70	2.5	20.5	12	4	56	29	0	18	1	5	40	7	4	3	1	0

MATT MILANO'S NFL POSTSEASON DEFENSIVE STATISTICS

		TACKLES										INTERCEPTIONS					FUMBLES			ST				
DATE	TEAM	GP	GS	TK	S	A	TFL	YDS	SK	YDS	QBH	NO	YDS	LG	TD	PD	FF	FR	YDS	TK	S	A	FF	FR
2017	Bills	0	0	0	0	0	0	0	0.0	0.0	0	0	0	0	0	0	0	0	0	0	0	0	0	0
2019	Bills	1	1	12	8	4	1	4	0.0	0.0	1	0	0	0	0	0	0	0	0	0	0	0	0	0
TOTALS		1	1	12	8	4	1	4	0.0	0.0	1	0	0	0	0	0	0	0	0	0	0	0	0	0

SINGLE-GAME HIGHS: DEFENSIVE

Total Tackles 13 vs. Philadelphia Eagles, Oct 27, 2019
Sacks 1.0 at Cleveland Browns, Nov 10, 2019
Passes Defensed 3 vs. Denver Broncos, Nov 24, 2019
Forced Fumbles 1 at Pittsburgh Steelers, Dec 15, 2019

Fumble Recoveries 1 vs. Cincinnati Bengals, Sep 22, 2019
Tackles For Loss 3 vs. Philadelphia Eagles, Oct 27, 2019
Interceptions 1 vs. Jacksonville Jaguars, Nov 25, 2018
Special Teams Tackles 2 vs. New York Jets, Sep 10, 2017



MITCH MORSE CENTER

60

6-6 **305** **6TH YEAR**

APRIL 21, 1992 (AGE 28)

AUSTIN, TEXAS

ST. MICHAEL'S CATHOLIC

MISSOURI

FREE AGENT: 2019

SHOUTOUTS

- Including four appearances in the playoffs, has started 69-of-69 career games played.
- Started all 16 games during the 2019 regular season as he anchored an offensive line that feature four new starters from the prior season under the direction of Coach Bobby Johnson.
- Started all 16 games at center for the Chiefs during the 2016 campaign.
- Named to the 2015 Pro Football Writers Association All-Rookie Team, after starting 15 games at center.
- Helped lead Mizzou to a 24-5 record and back-to-back SEC East Championships in his last two seasons, serving as a captain in 2014.
- Started his final 38 games with Missouri at right tackle.
- College honors while at Missouri include 2014 Second-Team All-SEC, 2012/2013 SEC Academic Honor Roll and 2011 Academic All-Big 12 first team.
- Was a finalist for the 2014 Senior CLASS Award.



FIRST-AND-10

MITCH MORSE entered the NFL in 2015 as a second round pick (49th overall) of the Kansas City Chiefs out of Missouri. Morse spent the first four seasons of his career in Kansas City before joining the Bills in 2019.

IF YOU HAVEN'T 'HERD'

A HARSH REALITY

A four-year-old Morse was forced into a harsh reality breaking him from what he called "a life of rainbows and pizza." On April 1, 1996, Morse's brother, Robbie, suffered a debilitating brain injury after being violently shaken by a babysitter. "There's no words to describe all the symptoms," Morse told the Kansas City Star.

Despite the life-altering tragedy, Morse feels that he wouldn't be the same person today without having gone through the experience. "I have soft spots. I don't think I would be quite the person I am today ... without that tragedy happening to my brother. People say it's a cross to bear, but he hasn't been a burden at all. He's been a blessing," Morse said.

Morse's father, Kevin, summed up the circumstances nearly perfectly when reflecting on how Mitch went from always being there for his brother to playing offensive line. "Isn't that the aesthetic of an offensive lineman? Isn't that the ethos of kind of what you look for when you want to have somebody doing the thankless job?" said Kevin Morse.

PERSONAL

The son of Kevin & Catherine Morse. Has a younger brother Robbie. Married to the former Caitlin Wilson and they have a daughter named Kennedy.

GAMES PLAYED/STARTED

2015 (KC, 15/15), 2016 (KC, 16/16), 2017 (KC, 7/7), 2018 (KC, 11/11), 2019 (BUF, 16/16) ... Totals (65/65). Playoffs: 2016 (KC, 1/1), 2018 (KC, 2/2), 2019 (BUF, 1/1) ... Totals (4/4)



IF YOU HAVEN'T 'HERD'

FeedMore wny



GIVING BACK

When faced head on with the COVID-19 crisis, Morse and his wife, Caitlin, racked their brains to see how they could help.

They decided to donate \$100,000 to FeedMore WNY, formerly Meals on Wheels and the Food Bank.

"We couldn't give our services," Morse said to the Buffalo News. "We couldn't go out and help in the community hands-on. So we decided that the best plan of action was to set aside a little bit of money to send to FeedMore."

PREP WORK

The center position is often viewed as the leader of the offensive line and Mitch tries to fill that role. He learned from Mitchell Schwartz in Kansas City about how important the little things are and he has tried to pass that along to his new teammates.

"I just like to do my job, man," Morse said in his introductory press conference. "I like to help the quarterback as much as I can, help get the offense going the right way and not be a detriment to the team. That's just playing hard. It starts with your preparation, and I pride myself every week on my preparation."

THE STAMPEDE

FAVORITE CEREAL:

Reese's Puffs

ADVICE TO HIS YOUNGER SELF:

Give yourself a break and don't be so hard on yourself

PROUDEST ACHIEVEMENT:

Getting married

MOST FAMOUS CELL

PHONE CONTACT:

Paul Rudd

FAVORITE FOOD:

Whatever is placed in front of him

FIRST JOB WHILE GROWING UP:

Worked on a farm

DREAM SPORTING EVENT TO ATTEND:

The Masters

FAVORITE VACATION SPOT:

His couch

TOP OF BUCKET LIST:

Visit the Australia Zoo to see where Steve Irwin worked

FAVORITE MUSIC ARTIST:

Willie Nelson



A SKILL HE WANTS TO LEARN:

Play the guitar

FAVORITE BOOK:

Lord of the Rings

BIGGEST PET PEEVE:

People who take themselves too seriously

SUPERPOWER HE WOULD LIKE TO HAVE:

The ability to eat cake and not get fat

FAVORITE PHONE APP:

Grubhub

MOST MEMORABLE GAME:

The 2019 AFC Championship Game

FAVORITE OLYMPIC SPORT:

4x100 and 4x400

SPORTS IN HIGH SCHOOL:

Football, basketball and track



ZACK MOSS RUNNING BACK

20

5-9 205 ROOKIE 

DECEMBER 15, 1997 (AGE 22)



HALLANDALE BEACH, FL



HALLANDALE HS



UTAH



DRAFT: 2020 (3RD RD)

SHOUTOUTS

- Finished his collegiate career totaling 4,067 rushing yards for 38 touchdowns on 712 attempts.
- Broke six Utah records in 2019: career carries, 712; career rushing yards, 4,067; career 100-yard rushing games, 18; career rushing touchdowns, 38; career all-purpose plays, 778; career total touchdowns, 41.
- Named 2019 Pac-12 Offensive Player of the year and Pac-12 All Conference First-Team after playing in 13 games, while starting 12. He recorded 1,416 rushing yards for 15 touchdowns, while averaging 108.9 rushing yards per game. He also finished third on the team with 28 repetitions.
- Best game of the 2019 season came against UCLA (11/16/19), where he totaled 127 rushing yards for two touchdowns on 17 attempts. He also chipped in four receptions for 73 yards.



FIRST-AND-10

ZACK MOSS was drafted by the Bills in the third round (86th overall) of the 2020 draft. He is the first player in Utah history with three 1,000-yard seasons (1,416 in 2019, 1,096 in 2018 and 1,173 in 2017). He was also named 2018 Second-Team All-Pac-12.

IF YOU HAVEN'T 'HERD'

DEGREE COMES FIRST

Most people jump at the opportunity to get drafted in the NFL, especially when they are publicly known to be a second round pick. However, Moss had bigger aspirations he wanted tackle before making the next jump in his football career.

According to Heavy.com, "the reason he didn't forgo his senior year at Utah to join the NFL Draft, in which we was already guaranteed to be a second round pick, he wanted to earn his bachelor's degree, win the PAC-12 Championship, and play in the College Football Playoffs.

"If we didn't have the team that we're going to have this upcoming season, I probably would have taken a different route," Moss said. "But all of those things lining up, I just felt like I could do without the money right now.

I didn't want to have any regrets at the end of the day about not finishing up here and leaving things on the table. When I came here, my goal was to be the best running back of all time and be one of the best players to ever walk through this university," he continued. "Having the opportunity to do that, it's something I couldn't pass up on."

PERSONAL

The son of Cassandra and Anthony Moss. He has two brothers and two sisters. He is cousins with former NFL brothers, Santana and Sinorice Moss. He likes to play basketball and climb mountains in his spare time.



ZACK MOSS RUNNING BACK

20

THE STAMPEDE

FAVORITE ATHLETE:

Kobe Bryant

MOST MEMORABLE GAME:

2018 vs. UCLA. Finished with 211 yards and 3 TDs

FAVORITE OLYMPIC SPORT:

Basketball

FAVORITE MEAL:

Spaghetti and steak

FLATS OR DRUMSTICKS:

Flats

DO YOU HAVE ANY PETS:

A dog named Royce

BIGGEST PET PEEVE?

Anyone who brings negativity

FAVORITE MOVIE:

The Dark Knight

FAVORITE CEREAL:

Apple Jacks

FAVORITE CARTOON CHARACTER:

Billy and Mandy

FIRST SPORTS JERSEY:

Dwyane Wade

**IF YOU COULD GO PRO IN ANOTHER SPORT:**

Baseball

BEST ADVICE YOU'VE BEEN GIVEN:

Dare to be great

UNIQUE HOBBY:

Playing Tennis

MOST FAMOUS PERSON IN YOUR CELL PHONE:

Alvin Kamara

LATE NIGHT SNACK:

Gummy Bears

FAVORITE TV SHOW:

Martin

COLLECT ANYTHING:

Sneakers

ONE SUPERPOWER:

Teleport

PROUDEST ACHIEVEMENT:

Bora Bora



TRENT MURPHY

DEFENSIVE END

93

6-6 **260** **7TH YEAR** 

DECEMBER 22, 1990 (AGE 29)

 **PHOENIX, AZ**

 **BROPHY COLLEGE PREP**

 **STANFORD**

 **FREE AGENT: 2018 (WAS)**

SHOUTOUTS

- Notched 2 sacks of Deshaun Watson in AFC Wild Card playoff game at Hou (1/4/20).
- His 2 sacks of Sam Darnold vs. NYJ (12/29/19) tied a career best.
- Registered a forced fumble in the red zone and also sacked Devlin Hodges at Pit. (12/15/19).
- In Thanksgiving win at Dal. (11/28/19), posted a sack, a forced fumble and a fumble recovery in the same game for the 2nd time in his career (at Chi, 12/13/15).
- Had sack of Dwayne Haskins against his former team vs. Was. (11/3/19).
- Posted his first career interception of Eli Manning at NYG (9/15/19).
- Recorded a strip sack of Kirk Cousins at Min. (9/23/18).
- With Washington in 2016, recorded career-high 9 sacks and 46 tackles.
- Posted a career-high 2 sacks of Dak Prescott vs. Dal. (9/18/16).
- Finished career at Stanford ranked third with 32.5 sacks. Was an All-America selection as a senior in 2013 (15 sacks).



FIRST-AND-10

TRENT MURPHY is in his third season in Buffalo after signing a three-year contract in 2018. A 2nd round pick (47th overall) of Washington in 2014, Murphy spent his first four seasons with Washington (2014-17). In 2019, Murphy finished the season with 6 sacks and 2 forced fumbles over his final 6 games (including playoffs).

IF YOU HAVEN'T 'HERD'

UNIQUE TALENT

Team roping is a rodeo event in which you team up with another person to rope up a steer while on horseback. The key is to do it in as little time as possible. "I did it from the age of 8 to 13 years old. There is the header, the one who ropes the horns of the steer and the healer, who ropes the feet. I was the healer. All of that happens faster than a play in football and involves a crazy amount of hand/eye coordination and focus. You look at that steer like it's your opponent and you have to get after them."

GREAT OUTDOORS

In 2019, he attended the Sheep Show, a mountain hunting expo in Reno, NV, in order to gain a greater understanding of hunters who spend time in extreme conditions. "I'm all about learning the strategies, technique, and equipment it takes to thrive in rough conditions. Some of these hunters get dropped off in a helicopter and are not picked up again for a week to 10 days."

PERSONAL

The son of Jerry and Laurie Murphy, has five sisters and one brother, Connor, who plays at USC. Earned a degree in science, technology and society with a minor in political science. Has a dog named Shadow.



TRENT MURPHY

DEFENSIVE END

93

IF YOU HAVEN'T 'HERD'



TOUGH LOVE

Learned valuable, but tough lessons from his father, Jerry, growing up in Mesa, Arizona. Jerry, who stands 6-7, is a plumbing contractor, bodybuilder and lung cancer survivor. Recalled Murphy, "I love to tell the story about how I spent nearly two hours cleaning up our yard one day of sticks, grass clipping, leaves, dog poop and rotten oranges, you name it. I was 13 years old and he came outside and dumped all the garbage cans back on the yard and said, 'do it right the first time or don't do it at all.' It taught me to never cut corners in life. He was always teaching me the right way to do things."

PURE GOLD

As a junior in high school, Murphy became a fan of Wolfgang Schmidt, an East German discus thrower who captured an Olympic silver medal in 1976 and was once the world record holder. He was later locked up because of a political conflict and banned by his country to compete. Prior to the Bills game at Miami in 2019, Murphy had an opportunity to meet Schmidt at the team hotel. "Everything that came out of his mouth was pure gold," Murphy, who threw for Stanford's team in 2011 and was the state champion in high school in 2009, told The Athletic following the meeting.

THE STAMPEDE

FAVORITE MUSICAL ARTIST:

Waylon Jennings

FAVORITE CEREAL GROWING UP:

Cinnamon Toast Crunch

BIGGEST PET PEEVE:

People that are late

FAVORITE BOOK:

The Island by Gary Paulsen

FAVORITE MOVIE:

Gladiator

SOMETHING YOU COLLECT:

Survival equipment

FAVORITE ATHLETES:

Steve Nash, Wolfgang Schmidt and Mac Wilkins

PLAYER YOU LEARNED THE MOST FROM IN THE NFL:

Logan Paulsen, a former teammate in Washington

BEST ADVICE RECEIVED:

From Kyle Williams. "Realize how much you can accomplish in this game by simply by not giving up"

MOST UNIQUE THING ORDERED ON INTERNET:



A zip line for my sister

FAVORITE BUFFALO RESTAURANT:

Lucia's on the Lake

FAVORITE MOVIE:

Gladiator

FAVORITE TV SHOW:

Naked and Afraid

TOP OF BUCKET LIST:

Get private pilot license

MOST FAMOUS PERSON IN CELL PHONE CONTACTS:

Louie Simmons

FAVORITE VACATION SPOT:

Devils Ditch in Virginia

ADVICE HE WOULD GIVE HIS YOUNGER SELF:

To not overthink

MY CAUSE, MY CLEATS:

Represented the Venison Donation Coalition of New York



TRENT MURPHY

DEFENSIVE END

93

TRENT MURPHY'S NFL REGULAR SEASON DEFENSIVE STATISTICS

DATE	TEAM	GP	GS	TACKLES								INTERCEPTIONS					FUMBLES			ST					
				TK	S	A	TFL	YDS	SK	YDS	QBH	NO	YDS	LG	TD	PD	FF	FR	YDS	TK	S	A	FF	FR	
2014	Washington	15	8	32	22	10	3	14	2.5	16.0	6	0	0	0	0	1	2	1	0	0	0	0	0	0	0
2015	Washington	16	14	32	12	20	3	10	3.5	23.5	10	0	0	0	0	0	1	2	0	1	1	0	0	0	0
2016	Washington	16	0	46	28	18	10	48	9.0	54.5	24	0	0	0	1	3	1	7	1	1	0	0	0	0	0
2017	Washington	0	0	0	0	0	0	0	0.0	0.0	0	0	0	0	0	0	0	0	0	0	0	0	0	0	0
2018	Bills	13	10	24	14	10	5	20	4.0	16.0	9	0	0	0	0	1	2	1	0	0	0	0	0	0	0
2019	Bills	16	16	36	24	12	9	68	5.0	32.0	9	1	0	0	0	3	2	2	8	0	0	0	0	0	0
TOTALS		76	48	170	100	70	30	160	24.0	142.0	58	1	0	0	0	6	10	7	15	2	2	0	0	0	0

TRENT MURPHY'S NFL POSTSEASON DEFENSIVE STATISTICS

DATE	TEAM	GP	GS	TACKLES								INTERCEPTIONS					FUMBLES			ST					
				TK	S	A	TFL	YDS	SK	YDS	QBH	NO	YDS	LG	TD	PD	FF	FR	YDS	TK	S	A	FF	FR	
2015	Washington	1	1	1	1	0	0	0	0.0	0.0	0	0	0	0	0	0	0	0	0	0	0	0	0	0	0
2019	Bills	1	1	6	4	2	1	6	2.0	6.0	2	0	0	0	0	0	0	0	0	0	0	0	0	0	0
TOTALS		2	2	7	5	2	1	6	2.0	6.0	2	0	0	0	0	0	0	0	0	0	0	0	0	0	0

SINGLE-GAME HIGHS: DEFENSIVE

Total Tackles 7 at Cleveland Browns, Nov 10, 2019
Sacks 2.0 vs. New York Jets, Dec 29, 2019
Passes Defensed 1 vs. Cincinnati Bengals, Sep 22, 2019
Forced Fumbles 1 at Pittsburgh Steelers, Dec 15, 2019

Fumble Recoveries 1 at Dallas Cowboys, Nov 28, 2019
Tackles For Loss 2 vs. New York Jets, Dec 29, 2019
Interceptions 1 at New York Giants, Sep 15, 2019



SIRAN NEAL

DEFENSIVE BACK

33

6-0 **206** **3rd YEAR** 

AUGUST 4, 1994 (AGE 25)



EUFULA, AL



EUFULA HS



JACKSONVILLE STATE



DRAFT: 2018 (5TH RD)

SHOUTOUTS

- Neal recorded his second career sack in the 2019 AFC Wild Card game vs. Hou (1/4/20).
- In 2019, Neal recorded 14 total special teams tackles which tied for 14th in the NFL.
- Recorded his second career special teams forced fumble vs. Phi. (10/27/19).
- Neal totaled a career-high seven tackles vs. NYJ (9/8/19).
- Recorded his first NFL sack when he got to Packers QB Aaron Rodgers (9/30/18).
- In 2018, contributed on special teams with 1 FF, 1 FR and 8 tackles, which was the most on the team.
- Is only the 13th player from Jacksonville State to ever be drafted and is the first since 2013 when the Houston Texans selected WR Alan Bonner in the sixth round.
- Just the second player the Bills have ever drafted out of Jacksonville State.
- Named First-Team All-Ohio Valley Conference honors in 2016 after totaling 80 tackles and four PBU's.



FIRST-AND-10

SIRAN NEAL arrived in Buffalo after spending four seasons at Jacksonville State (2013-17). A back-to-back First-Team All-Ohio Valley selection in 2016-17, Neal was the 154th selection of the fifth round by the Bills in 2018.

IF YOU HAVEN'T 'HERD'

CHANGE FOR THE BETTER

Back during his high school playing days with the Eufaula High Yellow Jackets, Neal was an All-State wide receiver in both 2012 and 2011, when he totaled 76 receptions and 21 touchdowns.

Upon arriving at Jacksonville State, the Gamecock coaches switched Neal over to the defensive side of the ball and put him at linebacker. The switch paid off when in 2016 he made 80 tackles, 11.5 for loss, an interception and four pass break-ups to become an All-Conference selection.

Despite how well he performed at the linebacker position, Gamecock coaches again asked him to switch positions in 2017 and moved him back to the safety position.

Adept at finding ways to help the team win, Neal embraced the change telling the Gadsden Times, "I love it. It's something different for me, but I'll get the job done. They put me out there so I have to perform my task."

PERSONAL

The son of Glenn Neal and Rhonda Walker, Siran has six brothers and one sister. He also has twin daughters, Londyn and Lauryn Neal. He earned his degree in criminal justice and he is currently working towards earning his Masters.



SIRAN NEAL DEFENSIVE BACK

33

THE STAMPEDE

FAVORITE ATHLETES:

LeBron and Brian Dawkins

FAVORITE MUSIC ARTIST:

Starlito

NICKNAMES:

Bam Bam

FAVORITE MEAL:

Soul food

FAVORITE TV SHOW:

Power

FIRST JOB:

Cutting grass

HIGH SCHOOL SPORTS:

Basketball an Baseball

FAVORITE BOOK:

The Mamba Mentality

FAVORITE CARTOON:

SpongeBob Squarepants

MOST MEMORABLE GAME YOU HAVE PLAYED IN:

First ever NFL play, he sacked Aaron Rodgers

FIRST SPORTS JERSEY:

Penny Hardaway



FAVORITE OLYMPIC SPORT TO WATCH:

Track & Field

IF YOU COULD HAVE ONE SUPERPOWER:

Mega mind

FAVORITE CEREAL:

Cinnamon Toast Crunch

WHAT IS YOUR PREGAME RITUAL:

Pray and look at his daughters' pictures

FAVORITE MOVIE:

The Wood

LATE NIGHT SNACK:

Cereal

PROUDEST ACHIEVEMENT:

Being a father

WHAT DO YOU COLLECT:

Sneakers

PET PEEVE:

People not keeping it real

SIRAN NEAL'S NFL REGULAR SEASON DEFENSIVE STATISTICS

DATE	TEAM	GP	GS	TACKLES								INTERCEPTIONS					FUMBLES		ST						
				TK	S	A	TFL	YDS	SK	YDS	QBH	NO	YDS	LG	TD	PD	FF	FR	YDS	TK	S	A	FF	FR	
2018	Bills	16	0	3	2	1	2	13	1.0	10.0	1	0	0	0	0	0	0	0	0	0	8	8	0	1	1
2019	Bills	15	1	27	20	7	2	5	0.0	0.0	0	0	0	0	0	0	0	0	0	0	9	8	1	1	0
TOTALS		31	1	30	22	8	4	18	1.0	10.0	1	0	0	0	0	0	0	0	0	0	17	16	1	2	1

SIRAN NEAL'S NFL POSTSEASON DEFENSIVE STATISTICS

DATE	TEAM	GP	GS	TACKLES								INTERCEPTIONS					FUMBLES		ST						
				TK	S	A	TFL	YDS	SK	YDS	QBH	NO	YDS	LG	TD	PD	FF	FR	YDS	TK	S	A	FF	FR	
2019	Bills	1	0	3	2	1	1	9	1.0	9.0	1	0	0	0	0	1	0	0	0	0	1	1	0	0	0
TOTALS		1	0	3	2	1	1	9	1.0	9.0	1	0	0	0	0	1	0	0	0	0	1	1	0	0	0

SINGLE-GAME HIGHS: DEFENSIVE

Total Tackles 7 at New York Jets, Sep 08, 2019
Sacks 1.0 at Green Bay Packers, Sep 30, 2018
Tackles For Loss 1 vs. Cincinnati Bengals, Sep 22, 2019

Special Teams Tackles 3 at New York Giants, Sep 15, 2019
Special Teams Forced Fumbles 1 vs. Philadelphia Eagles, Oct 27, 2019
Special Teams Fumble Recoveries 1 at Houston Texans, Oct 14, 2018



JOSH NORMAN CORNERBACK

29

6-0

200

9TH YEAR



DECEMBER 15, 1987 (AGE 32)



GREENWOOD, SC



GREENWOOD HS



COASTAL CAROLINA



FREE AGENT: 2020

SHOUTOUTS

- Named to the 2015 Pro Bowl in addition to being named to the 2015 First-Team All-Pro team after recording 56 tackles, four interceptions, including two interceptions returned for touchdowns, 18 passes defended, three forced fumbles and two fumble recoveries.
- Earned 2015 September NFC Defensive Player of the Month honors after totaling 15 tackles, two interceptions, including one returned for a touchdown, five passes defended, one FF and one FR.
- Named NFC Defensive Player of the Week after registering five tackles, two interceptions, including one returned for a touchdown and three passes defended at TB (10/4/15).
- Recorded five tackles, one interception returned for a touchdown, two passes defended, one FF and one FR at JAX (9/13/15).
- In his five career playoff games, he has totaled 15 tackles, four passes defended and one sack.



FIRST-AND-10

JOSH NORMAN joins the Bills after having spent the past four seasons with Washington (2016-19). Norman originally began his career with the Panthers (2012-15) after being drafted by Carolina in the fifth round of the 2012 draft out of Coastal Carolina. Norman has totaled 416 tackles, 14 interceptions, two INTs touchdowns, 79 passes defended, 12 forced fumbles, five fumble recoveries and one sack in his eight-year career.

IF YOU HAVEN'T 'HERD'

OVERSEAS

Rather than training in his hometown or at an NFL training facility like many players do during the offseason, Josh Norman spent time training with the Israeli Defense Force prior to the 2020 season.

Norman made the trip with Washington running back Adrian Peterson and the duo completed obstacle courses and took lessons in Krav Maga at Wingate Institute in Netanya, Israel, among other activities.

"It's amazing to get in there and train with these guys because they are at the top of their game at being in combat," Norman told Fox News.

Norman has made multiple trips to Israel and intends to use his foundation, Starz24 Foundation, to give back to the country.

"I think the whole Israel experience has opened my eyes up to so much more," Norman said.

PERSONAL

The son of Roy and Sandra Norman. In addition to football, was a member of the basketball, baseball and track teams throughout high school. Majored in general studies at Coastal Carolina.



JOSH NORMAN'S NFL REGULAR SEASON DEFENSIVE STATISTICS

DATE	TEAM	GP	GS	TACKLES							INTERCEPTIONS					FUMBLES			ST			MISC			
				TK	S	A	TFL	YDS	SK	YDS	QBH	NO	YDS	LG	TD	PD	FF	FR	YDS	TK	S	A	FF	FR	S
2012	Panthers	16	12	71	50	21	0	0	0.0	0.0	0	1	2	2	0	7	0	0	0	2	2	0	0	0	0
2013	Panthers	7	0	4	3	1	1	1	0.0	0.0	0	0	0	0	0	0	0	0	0	0	0	0	0	0	
2014	Panthers	14	10	47	35	12	0	0	0.0	0.0	0	2	60	33	0	11	1	0	0	1	1	0	0	1	0
2015	Panthers	16	16	56	48	8	3	11	0.0	0.0	0	4	110	46†	2	19	3	2	12	0	0	0	0	0	
2016	Washington	16	16	67	52	15	2	6	0.0	0.0	1	3	38	35	0	19	2	0	0	0	0	0	0	0	
2017	Washington	14	14	64	47	17	0	0	0.0	0.0	0	0	0	0	0	9	2	1	0	0	0	0	0	0	
2018	Washington	16	16	64	40	24	1	3	0.0	0.0	0	3	79	40	0	9	3	1	0	0	0	0	0	0	
2019	Washington	12	8	40	33	7	1	3	1.0	0.0	0	1	2	2	0	6	1	0	0	0	0	0	0	0	
TOTALS		111	92	413	308	105	8	24	1.0	0.0	1	14	291	46†	2	80	12	4	12	3	3	0	0	1	0

JOSH NORMAN'S NFL POSTSEASON DEFENSIVE STATISTICS

DATE	TEAM	GP	GS	TACKLES							INTERCEPTIONS					FUMBLES			ST			MISC			
				TK	S	A	TFL	YDS	SK	YDS	QBH	NO	YDS	LG	TD	PD	FF	FR	YDS	TK	S	A	FF	FR	S
2013	Panthers	0	0	0	0	0	0	0	0.0	0.0	0	0	0	0	0	0	0	0	0	0	0	0	0	0	0
2014	Panthers	2	2	6	4	2	1	19	0.0	0.0	0	0	0	0	0	0	0	0	0	0	0	0	0	0	0
2015	Panthers	3	3	9	6	3	1	14	1.0	14.0	1	0	0	0	0	4	0	0	0	0	0	0	0	0	0
TOTALS		5	5	15	10	5	2	33	1.0	14.0	1	0	0	0	0	4	0	0	0	0	0	0	0	0	0

SINGLE-GAME HIGHS: DEFENSIVE

Total Tackles 11 vs. New York Giants, Sep 20, 2012

Sacks 1.0 vs. Chicago Bears, Sep 23, 2019

Passes Defensed 4 at Chicago Bears, Dec 24, 2016

Forced Fumbles 2 at Los Angeles Rams, Sep 17, 2017

Fumble Recoveries 1 vs. Green Bay Packers, Sep 23, 2018

Tackles For Loss 1 at Philadelphia Eagles, Sep 08, 2019

Interceptions 2 at Chicago Bears, Dec 24, 2016

Interception Return Yards 80 at Tampa Bay Buccaneers, Oct 04, 2015

Special Teams Tackles 1 vs. Seattle Seahawks, Oct 26, 2014

Special Teams Fumble Recoveries 1 vs. Seattle Seahawks, Oct 26, 2014



TY NSEKHE TACKLE

77

6-8 **330** **6TH YEAR** 

OCTOBER 27, 1985 (AGE 34)



ARLINGTON, TEXAS



ARLINGTON BOWIE HS



TEXAS STATE



FREE AGENT: 2019

SHOUTOUTS

- Appeared in 10 games with one start during the 2019 regular season.
- Served as a rotational piece with T Cody Ford at right tackle.
- Played in two different professional leagues (AFL/CFL) and with six different teams en route to earning his shot in the NFL.
- Has played in 66 career games, starting 17.
- Saw action in 14 games during the 2018 season, starting five.
- Played in a career high 16 games in 2016, starting four.
- Saw his first NFL action in 2012 when he played in two games for the St. Louis Rams.
- In 2017, raised money for pediatric cancer research at the Make-A-Wish Foundation Evening of Wishes Gala, and also distributed winter coats and hats to 300 elementary school students from local area schools at the eighth annual Share the Warmth event.



FIRST-AND-10

TY NSEKHE (pronounced: en-SECK-he) began his professional playing career in the Arena Football League, playing for the Corpus Christi Sharks (2009), Dallas Vigilantes (2010), Philadelphia Soul (2011) and then with the San Antonio Talons (2012). He broke into the NFL in 2012 with the Indianapolis Colts and the St. Louis Rams. In addition, he spent the 2014 season with the Saints and was with Washington from 2015-18. Nsekhe also had stints with the Montreal Alouettes in 2014 and LA Kiss in 2015.

IF YOU HAVEN'T 'HERD'

A LONG ROAD

If there was a contest for who took the most round-a-bout path to making the NFL, Nsekhe would have a strong case to win. From Texas State to Tarleton State to the Arena Football League's developmental program, Nsekhe journey to the NFL has not been easy.

"I always knew in the back of my mind I was destined to be here, so something just stayed with me," Nsekhe told the Daily Herald. "I can't really tell you what it was, but I just knew I was going to be here. I'm here."

"All I really wanted was to have the opportunity to become an NFL player," he added. "I just wanted somebody to believe in me and give me a chance, and I appreciate that."

PERSONAL

The son of Diane Nsekhe, Ty has one son named Tylin. He hosted a back to school backpack give-away on August 30, 2019 at the Buffalo Niagara Convention

GAMES PLAYED/STARTED

2012 (STL, 2/0), 2015 (WAS, 13/2), 2016 (WAS, 16/4), 2017 (WAS, 11/5), 2018 (WAS, 14/5), 2019 (BUF, 10/1) ... Totals (66/17). Playoffs: 2015 (WAS, 1/0), 2019 (BUF, 1/0) ... Totals (2/0)



IF YOU HAVEN'T 'HERD'



TY NSEKHE FOUNDATION

Nsekhe knows how lucky he is to have made it so far in his career and he makes sure to pay it forward through the work of his foundation.

The Ty Nsekhe Foundation is focused on inspiring youth development by turning dreams into goals and goals into reality and preparing youth from any spectrum of life in the communities. The foundation has worked with local police departments, hosted football camps, backpack giveaways and an annual golf tournament back home in Arlington, Texas.



THE MARATHON CONTINUES

During Nsekhe's long journey to the NFL, he would lean on music to keep him positive and focused. The artist that spoke to him the most was the late Nipsey Hussle.

"He was going through the same type of trials and tribulations that I felt I could relate to," Nsekhe said on Good Morning Football. "I was dealing with struggles, trying to find my way in football and everything off of the field...When he released Victory Lap last year, it felt like my victory lap...His legacy is going to live on for awhile."

THE STAMPEDE

FAVORITE CEREAL:

Cinnamon Toast Crunch

UNIQUE JOB GROWING UP:

Worked at the Igloo Coolers factory during college

FAVORITE OLYMPIC SPORT:

Track & Field

MOST FAMOUS CELL PHONE CONTACT:

Tyrese

NICKNAMES:

Ty. Full name is Attaayo "Ty" Nsekhe

ADVICE HE WOULD GIVE TO HIS YOUNGER SELF:

It will all be worth it

DREAM SPORTING EVENT TO ATTEND:

NBA Finals

FAVORITE MOVIE:

Malcolm X

PREGAME RITUAL:

Listens to music, usually Jeezy and Nipsey Hussle

FIRST SPORTS JERSEY:

Michael Jordan #45



A SKILL HE WANTS TO LEARN:

Golf

FAVORITE BOOK:

The Art of War by Sun Tzu

UNIQUE TALENTS:

Used to sing a lot before his voice got too low

FAVORITE LATE NIGHT SNACK FOOD:

Fruit. Used to be Pop-Tarts when he was a kid

FAVORITE PHONE APP:

Bank of America

MOST MEMORABLE GAME:

First NFL start against the Jets in 2015

FAVORITE VACATION SPOT:

Costa Rica

BEST ADVICE RECEIVED:

Stack positive days and never get complacent



ED OLIVER DEFENSIVE TACKLE

91

6-1 287 2ND YEAR 

DECEMBER 12, 1997 (AGE 22)

 HOUSTON, TX

 WESTFIELD HS

 HOUSTON

 DRAFT: 2019 (1ST RD)

SHOUTOUTS

- Piled up 43 tackles, five tackles for a loss and five sacks in the 2019 regular season.
- Recorded four tackles in his playoff debut against Hou. (1/4/2020).
- Had a breakout game against Dal. (11/28/2019), recording four tackles, two sacks and one forced fumble.
- He joined Darryl Talley as the only rookies in franchise history with sacks in three straight games.
- Totaled three tackles, a sack of Ryan Fitzpatrick and a tackle for a loss at Mia. (11/17/2019).
- Recorded his first career sack vs. Mia. (10/20/2019) when he brought down WR Albert Wilson for a 10-yard loss on a trick play.
- He became the first Bill to start at DT in his rookie debut since Fred Smerlas in 1979 at NYJ (9/8/2019).
- Oliver finished his three-year career at Houston with 193 tackles, 54 for a loss, 13.5 sacks, and six forced fumbles.
- Became the first Houston player ever to earn All-American distinction three times and was awarded the 2017 Outland Trophy.



FIRST-AND-10

ED OLIVER is entering his second season in Buffalo after being drafted by the team in the first round (9th overall) out of Houston in 2019. A three-time All-America selection, Oliver played in 33 games during his three-year tenure with the Cougars.

IF YOU HAVEN'T 'HERD'

COATS 4 KIDS

Oliver wanted to immediately make an impact in the Buffalo community after joining the Bills as the 9th overall pick in the 2019 NFL Draft and he found a way to do that in partnership with Colvin Cleaners.

Oliver participated in the Coats 4 Kids campaign, meeting fans who donated coats, boots, hats and gloves during a collection event outside of the Bills stadium. It's a cause that is especially important given the climate in Western New York and one that immediately stuck out to Ed as an important way to give back to his new community.

"Buffalo's a place I'd heard has unbearable winters and I'd hate for a kid to have to walk outside in a blizzard or whatever kind of crazy weather we get up here," Oliver told WIVB TV during the coat drive.

The 2019 edition of the campaign was able to receive and distribute over 10,000 coats to people in need.

"It just epitomizes the Bills Mafia and what the Bills Football Program is all about. It's all about family, it's all about one another, making sure one another's straight," Oliver said.

PERSONAL

Son of Dana and Ed Oliver Sr. Has an older brother, Marcus, who also played for Houston. Majored in health while at Houston.



IF YOU HAVEN'T 'HERD'



BROTHERLY LOVE

Most recruiting experts were surprised when Ed decided to stay close to home and play his college ball at Houston. One of the main reasons for going to Houston was so Ed could play with his brother, Marcus, who played on the offensive line for the Cougars and has served as a mentor and best friend for Ed.

"He's the reason I love football the way I do now," Ed said to the Athletic. "Without him, I don't know what I'd be doing. Every time I kind of veered off, he was always right there with me, going, 'Nah, this way.' I'd veer off again, 'Nah, this way.'"



THE HORSE WHISPERER

Growing up, Oliver's passions extended beyond the football field. In fact, one of his hobbies is horseback riding. He has been around horses most of his life and says that being around them helped him immensely in learning to conquer his fears.

"I can tell you, I got over a lot of fear with horses, too," he said. "A couple times I thought I was going to die, and I realized: 'Hey, you've just got to go through it. You'll be all right.' Real life, I thought sometimes, 'Man, this horse could kill me.' I'm overcoming fear just getting back up on the horse and riding it."

THE STAMPEDE

FAVORITE CEREAL:

Cinnamon Toast Crunch

ADVICE TO HIS YOUNGER SELF:

Keep your head down and just go to work

PROUDEST ACHIEVEMENT:

Being able to help his mom

PLAYER HE HAS LEARNED THE MOST FROM:

Frank Gore

FAVORITE FOOD:

Anything that he can smother in gravy

FIRST JOB WHILE GROWING UP:

Worked with family horses

DREAM SPORTING EVENT TO ATTEND:

Daytona 500

FAVORITE MOVIE:

The Wood

TOP OF BUCKET LIST:

Strive to get better at one thing everyday

FIRST SPORTS JERSEY:

Michael Vick



A SKILL HE WANTS TO LEARN:

Surfing

FAVORITE MUSIC ARTIST:

Meek Mill

BIGGEST PET PEEVE:

People that don't care about what they're doing

REASON FOR WEARING #91:

He was the 9th pick of the 1st round

FAVORITE SNACK:

Potato chips

MOST MEMORABLE GAME:

33-23 win over Oklahoma in his first college game

FAVORITE OLYMPIC SPORT:

Basketball

FAVORITE ATHLETES:

Michael Vick, Patrick Willis and Ndamukong Suh



ED OLIVER DEFENSIVE TACKLE

91

ED OLIVER'S NFL REGULAR SEASON DEFENSIVE STATISTICS

			TACKLES										INTERCEPTIONS					FUMBLES			ST					MISC		
DATE	TEAM	GP	GS	TK	S	A	TFL	YDS	SK	YDS	QBH	NO	YDS	LG	TD	PD	FF	FR	YDS	TK	S	A	FF	FR	S	A		
2019	Bills	16	7	43	24	19	5	33	5.0	39.0	8	0	0	0	0	2	1	0	0	0	0	0	0	0	0	0	0	
TOTALS		16	7	43	24	19	5	33	5.0	39.0	8	0	0	0	0	2	1	0	0	0	0	0	0	0	0	0		

ED OLIVER'S NFL POSTSEASON DEFENSIVE STATISTICS

			TACKLES										INTERCEPTIONS					FUMBLES			ST					MISC		
DATE	TEAM	GP	GS	TK	S	A	TFL	YDS	SK	YDS	QBH	NO	YDS	LG	TD	PD	FF	FR	YDS	TK	S	A	FF	FR	S	A		
2019	Bills	1	0	4	0	4	0	0	0.0	0.0	0	0	0	0	0	0	0	0	0	0	0	0	0	0	0	0		
TOTALS		1	0	4	0	4	0	0	0.0	0.0	0	0	0	0	0	0	0	0	0	0	0	0	0	0	0	0		

SINGLE-GAME HIGHS: DEFENSIVE

Total Tackles 6 at Tennessee Titans, Oct 06, 2019
Sacks 2.0 at Dallas Cowboys, Nov 28, 2019
Passes Defensed 1 at Dallas Cowboys, Nov 28, 2019

Forced Fumbles 1 at Dallas Cowboys, Nov 28, 2019
Tackles For Loss 1 vs. New York Jets, Dec 29, 2019



DEL'SHAWN PHILLIPS

LINEBACKER

43

6-2 230 1ST YEAR



OCTOBER 9, 1996 (AGE 23)



DETROIT, MI



CASS TECHNICAL HS



ILLINOIS



FREE AGENT: 2019

SHOUTOUTS

- Played in all 5 preseason games for the Falcons in 2019 and posted 21 tackles, 2 fumble recoveries and a pass defended.
- Led the Fighting Illini in interceptions (4) and tied for the team lead in tackles (95) as a senior in 2018. Earned honorable mention All-Big Ten honors.
- His interceptions in 2018 came against Kent State (Woody Barrett), South Florida (Blake Barnett), Rutgers (Artur Sitkowski) and Iowa (Nate Stanley).
- Earned Academic All-Big Ten honors in 2018.
- Started 10 games in first season at Illinois under Lovie Smith in 2017 and tallied a team-high 85 tackles along with two passes defended, and a sack.
- Played two seasons (2015-16) at Garden City (KS) Community College, where he helped lead his team to the junior college national title in 2016.
- Helped his high school team to the state championship title in both 2011 and 2012.



FIRST-AND-10

DEL'SHAWN PHILLIPS is in his second season in Buffalo after joining the Bills practice squad on October 29, 2019. He originally signed with the Falcons as an undrafted free agent in 2019 from Illinois.

IF YOU HAVEN'T 'HERD'

"CRAZY JOURNEY"

Phillips originally committed to play at Western Michigan in 2014, but did not qualify to play based on academics and sat out an entire season. Five years later after two-year stints at both Garden City (KS) Community College and University of Illinois, he graduated with a degree in sports management while earning an opportunity to play in the National Football League. Along the way, he was named to the Academic All-Big Ten team in 2018.

"If you put your mind to something, you can do it. It's not a cliché, it's so real," recalled Phillips. "It's all been a crazy journey for me."

Phillips is grateful for his time at junior college. "I was immature. I made bad decisions," he told the Chicago Tribune. "When I went to (junior college), I flipped the switch. When I didn't qualify, it hurt me. When I got to (junior college), I just grinded every day. I never got satisfied."

PERSONAL

Has a two-year old daughter, Karter Phillips. Is the son of Latashia Phillips and Shawn Gaines. Began playing football at the age of 6 for the Jets in Highland Park, MI. Played high school football with current NFL players Delano Hill, Donovan Peoples-Jones, Jourdan Lewis, and Mike Weber. Earned a degree in sports management.



DEL'SHAWN PHILLIPS

LINEBACKER

43

THE STAMPEDE

FAVORITE BUFFALO RESTAURANT:

Phat Catz

MOST MEMORABLE GAME:

Winning the 2016 NJCAA National Championship

NICKNAME:

D

BEST ADVICE RECEIVED:

Never get comfortable and never stop growing

FAVORITE OLYMPIC EVENT:

100m dash, 4x100 relay

NFL PLAYERS HE LEARNED THE MOST FROM:

Deion Jones and Lorenzo Alexander

IF HE COULD HAVE ONE SUPERPOWER:

The ability to know everything

DREAM SPORTING EVENT HE WOULD ATTEND:

A heavyweight boxing title match

FAVORITE ATHLETE:

Floyd Mayweather



IF HE COULD PLAY ANOTHER PRO SPORT:

Boxing

FAVORITE CEREAL GROWING UP:

Frosted Flakes

TOP ITEM ON BUCKET LIST:

Skydiving

FIRST JERSEY OWNED AS A CHILD:

A black Michael Vick Falcons jersey

FAVORITE MOVIE:

Paid in Full

FAVORITE MUSICAL ARTIST:

Meek Mill

FAVORITE LATE-NIGHT SNACK:

Oatmeal

FAVORITE CARTOON CHARACTER:

Scooby Doo

DEL'SHAWN PHILLIPS' NFL REGULAR SEASON DEFENSIVE STATISTICS

DATE	TEAM	GP	GS	TACKLES							INTERCEPTIONS					FUMBLES			ST					MISC												
				TK	S	A	TFL	YDS	SK	YDS	QBH	NO	YDS	LG	TD	PD	FF	FR	YDS	TK	S	A	FF	FR	S	A										
2019	Bills	0	0	0	0	0	0	0	0	0.0	0.0	0	0	0	0	0	0	0	0	0	0	0	0	0	0	0	0	0	0	0	0	0	0	0	0	0
TOTALS		0	0	0	0	0	0	0	0	0.0	0.0	0	0	0	0	0	0	0	0	0	0	0	0	0	0	0	0	0	0	0	0	0	0	0	0	



HARRISON PHILLIPS

DEFENSIVE TACKLE

99

6-3 **307** **3RD YEAR** 

JANUARY 25, 1996 (AGE 24)

 **OMAHA, NE**

 **MILLARD WEST HS**

 **STANFORD**

 **DRAFT: 2018 (3RD RD)**

SHOUTOUTS

- Batted down two Eli Manning passes and posted a half-sack at NYG (9/15/19).
- Finished his rookie season in 2018 with 35 tackles, four stops for a loss, and a fumble recovery.
- Posted a career-high six tackles at NE (12/23/18). Had a fumble recovery at Hou. (10/14/18).
- Recorded four tackles, including two for a loss, in his NFL debut at Bal. (9/9/18).
- Named to the FWAA All-America 2nd team and the AP All-America 3rd team in 2017.
- Earned first-team All-Pac-12 honors in 2017 with 103 tackles, 17 for a loss and 7.5 sacks. He was the only D-lineman in the FBS with over 100 tackles.
- Secured All-Pac-12 honorable mention after his junior season during which he compiled 46 tackles, 9.5 tackles for a loss and 6.5 sacks.
- Had career-high 13 tackles in the 2017 Pac-12 Championship game vs. USC.
- Was named the 2013 Gatorade Nebraska Football Player of the Year during his senior year of high school.



FIRST-AND-10

HARRISON PHILLIPS is in third season in Buffalo after being selected in the 3rd round in 2018 (96th overall) from Nebraska. A former high school state champion wrestler, Phillips returns to health in 2020 after suffering a torn ACL early in the 2019 campaign.

IF YOU HAVEN'T 'HERD'

WRESTLING PEDIGREE

A three-time state champion as a wrestler in high school, Phillips worked his way up from wrestling at 189 pounds as a freshman to winning the Class A 285-pound state title as a senior. His experience as a wrestler has helped him in football as well. "Physically, it helps with my hips, hands, flexibility and violence," he said. "Mentally, it helps with my competitive edge. In football, there are any many players responsible on every play. In wrestling, you can't blame anyone but yourself. I take that same mentality in the weight room, the meeting room and on the field." In January of 2019, Phillips practiced with his high school's wrestling squad in Omaha. "I worked with the heavyweights and it served two purposes. First, I was able to get some good cardio in. But more importantly, I was able to give them pointers on moves that were successful for me."

PERSONAL

Son of Paul and Tammie Phillips. His sister, Delanie, played soccer at Nebraska-Kearney. Earned degree with a double major in sociology and science, technology and society and a minor in education. Besides football and wrestling, also competed in track and finished second in the state in the discus.



HARRISON PHILLIPS DEFENSIVE TACKLE

99

IF YOU HAVEN'T 'HERD'



A PLAY MAKER, ON AND OFF THE FIELD

A staple at many community relations events for Bills, Phillips is also a board member of The Playmakers Organization, whose goal is to enhance the lives of all kids and families through inclusive sports, serving in the community and creating lifelong relationships. He also has a close relationship with Bornhava, a special education school in Buffalo, and Oishei Children's Hospital of Buffalo. Phillips' motivation to help others is simple. "Growing up playing sports, I became close with a lot of inner city kids. Those kids had the same shoes on with holes in them all the time. It wasn't fair."

WHEN HARRY MET PANCHO

Phillips held a special bond with late Bills super fan Ezra Castro, better known as Pancho Billa. Castro, who passed away from cancer on May 14, 2019, was called on stage at the 2018 NFL Draft in Dallas by former Bills Andre Reed and Fred Jackson to announce the selection of the 96th pick, which turned out to be Phillips. The two remained in touch as often as they could during Castro's bout with cancer. Phillips remains in contact with Castro's family and even sends his children Christmas gifts. "It's just really, really impressive what Ezra's power was in this city and to this organization," reflected Phillips.

THE STAMPEDE

FAVORITE VACATION SPOT TO VISIT:

Ellicottville, NY

SOMETHING YOU ENJOY COLLECTING:

Over 25,000 trading cards

FIRST JOB:

Construction

BIGGEST PET PEEVE:

People not eating all of their meal at a fancy restaurant

FAVORITE TV SHOW:

The Office

BEST ADVICE RECEIVED:

If you reach for the stars and only make it to the clouds, you're still higher than everyone else.

NICKNAME:

Horrible Harry

FAVORITE ATHLETES:

Terence "Bud" Crawford and LeBron James

FAVORITE MUSICAL ARTIST:

Hopsin and Drake

UNIQUE TALENT:

Can solve a Rubik's Cube



MOST FAMOUS PERSON IN PHONE CONTACTS:

Kyle Williams

FAVORITE MOVIE:

Friday Night Lights

FAVORITE CEREAL

GROWING UP:

Fruity Pebbles

NUMBER ONE THING ON BUCKET LIST:

Skydiving

IF YOU COULD PLAY ANY OTHER SPORT:

US Olympic Wrestling team

FAVORITE BOOK:

Bible

PROUDEST ACHIEVEMENT:

Graduating from Stanford

ADVICE YOU WOULD GIVE TO HIS YOUNGER SELF:

You always have more in the tank



HARRISON PHILLIPS

DEFENSIVE TACKLE

99

HARRISON PHILLIPS' NFL REGULAR SEASON DEFENSIVE STATISTICS

DATE	TEAM	GP	GS	TACKLES								INTERCEPTIONS					FUMBLES			ST				
				TK	S	A	TFL	YDS	SK	YDS	QBH	NO	YDS	LG	TD	PD	FF	FR	YDS	TK	S	A	FF	FR
2018	Bills	16	0	35	20	15	4	14	0.0	0.0	2	0	0	0	0	0	0	1	0	0	0	0	0	0
2019	Bills	3	0	3	1	2	0	0	0.5	4.5	1	0	0	0	0	2	0	0	0	0	0	0	0	
TOTALS		19	0	38	21	17	4	14	0.5	4.5	3	0	0	0	0	2	0	1	0	0	0	0	0	

SINGLE-GAME HIGHS: DEFENSIVE

Total Tackles 6 at New England Patriots, Dec 23, 2018

Sacks 0.5 at New York Giants, Sep 15, 2019

Passes Defensed 2 at New York Giants, Sep 15, 2019

Fumble Recoveries 1 at Houston Texans, Oct 14, 2018

Tackles For Loss 2 at Baltimore Ravens, Sep 09, 2018



JORDAN POYER

SAFETY

21

6-0 **191** **8th YEAR** 

APRIL 25, 1991 (AGE 29)

 **ASTORIA, OR**

 **ASTORIA HS**

 **OREGON STATE**

 **FA: 2017**

SHOUTOUTS

- Finished the 2019 season with career-high 103 tackles.
- Totaled 11 tackles and one forced fumble at NE (12/22/19). It also marked his third forced fumble of the 2019 season.
- Recorded three tackles, one interception, one pass defensed and one fumble recovery at Pit. (12/15/19).
- Poyer recorded a team-high 11 tackles, one forced fumble and one fumble recovery vs Cin. (9/22/19).
- Totaled a team-high nine tackles and one sack vs. NYJ (9/8/19). The sack marks the sixth for his career.
- Poyer was named the 2017 Ed Block Courage Award winner for the Bills after returning from a lacerated kidney and bruised liver he suffered while playing for the Cleveland Browns in 2016.
- Was the first consensus All-America selection at Oregon State since John Didion in 1967.



FIRST-AND-10

JORDAN POYER came to the Bills through free agency in 2017 after previously playing for the Cleveland Browns and the Philadelphia Eagles. The Oregon native originally entered the league when he was drafted in the seventh round of the 2013 NFL Draft by the Eagles.

IF YOU HAVEN'T 'HERD'

TAKE ME OUT TO THE BALL GAME
If it wasn't for his love of football, Poyer believes he could be playing baseball in the MLB today. Drafted in the 42nd round of the 2009 MLB Draft by the Marlins following a stellar high school career, Poyer instead chose to play football and pursue baseball at Oregon State. Poyer chose to quit baseball to focus on football while with the Beavers, but the passion never went away. Poyer took part in batting practice with the Buffalo Bisons and threw out the first pitch on May 7, 2018 before their game against the Rochester Red Wings.

SCHOLASTIC SUPERSTAR
Poyer remains a high school legend in his hometown of Astoria, Oregon. He led his school to state titles in both football and baseball on the 4A level. On the gridiron, he was named the 4A Offensive and Defensive Player of the Year as a senior, starring as a quarterback and a safety. On the basketball court, he was named the 2009 Cowapa League Player of the Year and he pitched the baseball team to a state title. In all, Poyer earned 11 varsity letters, which puts him as one of the most decorated athletes in Oregon HS history.

PERSONAL

Jordan is the son of Julie and Fa'alaeo Poyer. Poyer studied Communications and graduated from Oregon State University. He lives with his wife, Rachel, and their daughter, Aliyah. Poyer also has two bulldogs named Taz and Luna.



JORDAN POYER SAFETY

21

THE STAMPEDE

FAVORITE FOOD:

Mom's spaghetti

FAVORITE CARTOON CHARACTER:

Stewie Griffin

CHILDHOOD SPORTS IDOLS:

Ken Griffey Jr., Shaun Alexander and Michael Vick

FIRST JOB:

Veterinarian Assistant

BUCKET LIST ITEM:

Travel to all 7 continents

HOBBIES:

Fishing and Jet Skiing

NICKNAMES:

JP and J-Po

BIGGEST PET PEEVE:

Squeaking sneakers.

FAVORITE BUFFALO RESTAURANT:

The WD Bar & Grill at the Seneca Buffalo Creek Casino

FAVORITE TV SHOW:

Game of Thrones



FAVORITE MUSICAL ARTISTS:

Wiz Khalifa, Future and Drake

WHO IS THE MOST FAMOUS PERSON IN YOUR CELL PHONE CONTACTS:

Silentó

MOST PRIZED POSSESSION:

Ed Block Courage Award

FIRST SPORTS JERSEY YOU OWNED:

Shaun Alexander Seahawks jersey

FAVORITE VACATION SPOT:

Brazil

NUMBER ONE SPORTING EVENT YOU'D WANT TO ATTEND AS A FAN:

World Cup

DO YOU COLLECT ANYTHING:

Interception balls

JORDAN POYER'S NFL REGULAR SEASON DEFENSIVE STATISTICS

DATE	TEAM	GP	GS	TACKLES								INTERCEPTIONS					FUMBLES				ST						
				TK	S	A	TFL	YDS	SK	YDS	QBH	NO	YDS	LG	TD	PD	FF	FR	YDS	TK	S	A	FF	FR			
2013	Eagles	3	0	2	1	1	0	0	0.0	0.0	0	0	0	0	0	0	0	0	0	0	0	0	1	1	0	0	0
2013	Browns	9	0	13	13	0	0	0	0.0	0.0	0	0	0	0	0	0	0	0	0	0	0	0	5	5	0	0	0
2013	TOTAL	12	0	15	14	1	0	0	0.0	0.0	0	0	0	0	0	0	0	0	0	0	0	6	6	0	0	0	0
2014	Browns	16	0	9	5	4	0	0	0.0	0.0	0	0	0	0	0	0	0	0	0	0	0	12	10	2	1	0	
2015	Browns	14	4	37	25	12	1	4	1.0	0.0	2	2	24	12	0	4	0	1	4	6	3	3	0	0	0	0	
2016	Browns	6	6	36	27	9	1	6	0.0	0.0	0	0	0	0	0	2	0	0	0	3	2	1	0	0	0		
2017	Bills	15	15	95	63	32	4	24	2.0	18.0	2	5	33	19†	1	13	0	1	32	0	0	0	0	0	0	0	
2018	Bills	16	16	97	71	26	9	27	2.0	15.0	3	4	11	11	0	6	1	1	0	3	2	1	0	0	0		
2019	Bills	16	16	104	68	36	4	10	1.0	5.0	1	2	0	0	0	3	3	3	0	3	3	0	0	0	0		
TOTALS		95	57	393	273	120	19	71	6.0	38.0	8	13	68	19†	1	28	4	6	36	33	26	7	1	0	0	0	

JORDAN POYER'S NFL POSTSEASON DEFENSIVE STATISTICS

DATE	TEAM	GP	GS	TACKLES								INTERCEPTIONS					FUMBLES				ST					
				TK	S	A	TFL	YDS	SK	YDS	QBH	NO	YDS	LG	TD	PD	FF	FR	YDS	TK	S	A	FF	FR		
2017	Bills	1	1	5	3	2	0	0	0.0	0.0	0	0	0	0	0	0	0	0	0	0	0	0	0	0	0	0
2019	Bills	1	1	6	1	5	0	0	0.0	0.0	0	0	0	0	0	0	0	0	0	0	0	0	0	0	0	0
TOTALS		2	2	11	4	7	0	0	0.0	0.0	0	0	0	0	0	0	0	0	0	0	0	0	0	0	0	0



ANDRE ROBERTS

WIDE RECEIVER

18

5-11 **195** **11th YEAR** 

JANUARY 9, 1988 (AGE 32)

 **COLUMBIA, SC**

 **SPRING VALLEY HS**

 **THE CITADEL**

 **FREE AGENT: 2019**

SHOUTOUTS

- Named to the 2019 Pro Bowl as an alternate after returning 53 kicks for 887 yards.
- Recorded a season-long 66-yard kickoff return vs Was. (11/3/19).
- Returned a 44-yard kickoff vs Mia. (11/17/19). He recorded a 40-yard kickoff return three times in the 2019 season.
- Since entering the league in 2010, he is currently ranked 12th in the NFL with 1,477 punt return yards.
- With one reception for seven yards vs. Cle. (11/10/19), Roberts surpassed 3,000 receiving yards in his career.
- Named to the 2018 Pro Bowl in addition to being named to the 2018 First-Team All Pro team as a returner after leading the league in kick return yards.
- Has recorded two 99-yard touchdown kickoff returns during his career, vs. GB (12/23/18) at Car. (11/22/15).
- Returned a career-high 85-yard punt return yard touchdown at Chi. (10/2/16).



FIRST-AND-10

ANDRE ROBERTS joined the Bills in 2019 after spending the previous season with the New York Jets. Prior to the Jets, Roberts played for the Atlanta Falcons in 2017, the Detroit Lions in 2016, spent 2014-15 as a member of the Washington Redskins and spent 2010-14 as a member of the Arizona Cardinals. Roberts originally entered the NFL as a third round draft selection (88th overall) by the Arizona Cardinals in the 2010 NFL Draft.

IF YOU HAVEN'T 'HERD'

MILITARY BRAT

Roberts didn't grow up in a standard household. Since his parents were both in the Army, he and his brother were forced to move around frequently. His father was a Command Sergeant major and his mother was a First Sergeant. Roberts was born in Alaska before moving to Texas for four years, and spent a year in the Virgin Islands before landing in South Carolina. He chose to play football at The Citadel, one of six senior military colleges in the U.S., despite being recruited by a number of FCS and smaller FBS schools.

"People who serve in the military sacrifice everything," Roberts said to Atlantafalcons.com. "What most people don't realize is that their families are definitely in the military, too. It's not just that one guy (who's serving). It's their wives, their children back home who make that sacrifice, too." Roberts earned a Salute to Service Award in 2017 for his work with the military.

PERSONAL

The son of Stephen and Dorothy Roberts. Has an older brother. Graduated with a degree in Accounting at The Citadel.



ANDRE ROBERTS WIDE RECEIVER

18

IF YOU HAVEN'T 'HERD'



ENTREPRENEURSHIP MENTALITY

Andre's first job was bagging groceries at Kroger, however he was never satisfied and wanted to make more money. He then decided to start selling lemonade and eventually took it the next level. He started buying candy at the grocery store and selling it to classmates, specifically Starburst and Snickers. He claims, "it was hard selling regular M&M's."

Roberts still carries his entrepreneurship today. He currently is a franchise owner of Zaxby's in northern Virginia.

LARRY LEGEND

When asked what player he's learned the most from in the NFL, without hesitation Roberts stated Larry Fitzgerald. Andre and Larry played 4 seasons together (2010-2013) with the Arizona Cardinals. "Larry's my mentor, and my best friend on the team," Roberts said to The Post and Courier. "He's taught me a lot of things about the NFL. On and off the field, he's taught me the way to be a professional, and that's the biggest thing. In the NFL, everybody has skill. But everybody doesn't know how to act off the field and he's helped me out with that a lot."

THE STAMPEDE

SPORTS HE PLAYED IN HS:

Basketball, Track & Field

FAVORITE LATE NIGHT SNACK:

Goldfish

FAVORITE APP EXCLUDING SOCIAL MEDIA:

Wordscapes

NUMBER ONE THING ON YOUR BUCKET LIST:

Play at all of the top-100 golf courses in the US

FAVORITE FOOD:

Hispanic food

IF YOU COULD HAVE ONE SUPER POWER:

Ability to fly

DO YOU COLLECT ANYTHING:

Ball markers

FAVORITE TV SHOW:

Law and Order SVU

YOUR PROUDEST ACHIEVEMENT OUTSIDE OF FOOTBALL:

2017 Salute to Service Award

IF YOU COULD SEE ANYONE IN MUSICAL HISTORY IN CONCERT:

Michael Jackson



SPORTING EVENT HE'D WANT TO ATTEND:

US Open (Tennis)

PROUDEST ACHIEVEMENT:

Earning a scholarship and graduating college

FAVORITE CARTOON CHARACTER:

Tasmanian Devil

FIRST SPORTS JERSEY:

Deion Sanders

FAVORITE VACATION SPOT:

Australia

MOST FAMOUS PERSON IN YOUR CELL PHONE

Chris Tucker



ANDRE ROBERTS

WIDE RECEIVER

18

ANDRE ROBERTS' NFL REGULAR SEASON RUSHING/RECEIVING STATISTICS

DATE	TEAM	GP	GS	RECEIVING					RUSHING				
				NO.	YDS	AVG	LG	TD	NO.	YDS.	AVG.	LG	TD
2010	Cardinals	15	2	24	307	12.8	74†	2	0	0	0.0	0	0
2011	Cardinals	16	16	51	586	11.5	45	2	3	27	9.0	12	0
2012	Cardinals	15	15	64	759	11.9	46†	5	4	29	7.3	15	0
2013	Cardinals	16	2	43	471	11.0	34†	2	0	0	0.0	0	0
2014	Washington	16	4	36	453	12.6	61	2	2	21	10.5	19	0
2015	Washington	9	0	11	135	12.3	38	0	0	0	0.0	0	0
2016	Lions	16	1	14	188	13.4	44	1	0	0	0.0	0	0
2017	Falcons	16	0	1	12	12.0	12	0	0	0	0.0	0	0
2018	Jets	16	1	10	79	7.9	20	1	2	20	10.0	18	0
2019	Bills	13	0	3	20	6.7	7	0	1	7	7.0	7	0
TOTALS		148	41	257	3,010	11.7	74†	15	12	104	8.7	19	0

ANDRE ROBERTS' NFL POSTSEASON RUSHING/RECEIVING STATISTICS

DATE	TEAM	GP	GS	RECEIVING					RUSHING				
				NO.	YDS	AVG	LG	TD	NO.	YDS.	AVG.	LG	TD
2016	Lions	1	0	0	0	0.0	0	0	0	0	0.0	0	0
2017	Falcons	2	0	0	0	0.0	0	0	0	0	0.0	0	0
2019	Bills	1	0	0	0	0.0	0	0	0	0	0.0	0	0
TOTALS		4	0	0	0	0.0	0	0	0	0	0.0	0	0

ANDRE ROBERTS' NFL REGULAR SEASON RETURN STATISTICS

DATE	TEAM	KICKOFF RETURNS						PUNT RETURNS					
		RET.	YDS.	AVG.	LG	TD	NO.	FC	YDS	AVG	LG	TD	
2010	Cardinals	14	326	23.3	47	0	35	8	263	7.5	25	0	
2011	Cardinals	2	33	16.5	21	0	2	0	-3	-1.5	0	0	
2012	Cardinals	0	0	0.0	0	0	3	0	15	5.0	10	0	
2013	Cardinals	0	0	0.0	0	0	0	0	0	0.0	0	0	
2014	Washington	30	710	23.7	45	0	28	25	208	7.4	37	0	
2015	Washington	7	231	33.0	99†	1	0	0	0	0.0	0	0	
2016	Lions	33	747	22.6	42	0	20	16	246	12.3	85†	2	
2017	Falcons	38	860	22.6	61	0	27	21	201	7.4	27	0	
2018	Jets	40	1,174	29.4	99†	1	23	27	324	14.1	78†	1	
2019	Bills	25	664	26.6	66	0	28	15	223	8.0	22	0	
TOTALS		189	4,745	25.1	99†	2	166	112	1,477	8.9	85†	3	



ANDRE ROBERTS

WIDE RECEIVER

18

ANDRE ROBERTS' NFL POSTSEASON RETURN STATISTICS

DATE	TEAM	KICKOFF RETURNS					PUNT RETURNS					
		RET.	YDS.	AVG.	LG	TD	NO.	FC	YDS	AVG	LG	TD
2016	Lions	4	76	19.0	22	0	1	1	0	0.0	0	0
2017	Falcons	5	63	12.6	23	0	1	5	4	4.0	4	0
2019	Bills	0	0	0.0	0	0	1	3	8	8.0	8	0
TOTALS		9	139	15.4	23	0	3	9	12	4.0	8	0

SINGLE-GAME HIGHS: RUSHING/RECEIVING

Rush Attempts 1 at Tennessee Titans, Oct 06, 2019
Rushing Yards 19 vs. Jacksonville Jaguars, Sep 14, 2014
Longest Runs 19 vs. Jacksonville Jaguars, Sep 14, 2014
Receptions 9 vs. St. Louis Rams, Nov 25, 2012
Receiving Yards 118 vs. Miami Dolphins, Sep 30, 2012
Longest Receptions 74t vs. Dallas Cowboys, Dec 25, 2010
Receiving TDs 2 vs. Miami Dolphins, Sep 30, 2012
All-purpose yards 244 vs. Dallas Cowboys, Dec 25, 2010
Kickoff Returns 6 vs. Minnesota Vikings, Oct 21, 2018
Kickoff Return Yards 203 vs. Green Bay Packers, Dec 23, 2018

Longest Kickoff Return 99t vs. Green Bay Packers, Dec 23, 2018
Kickoff Return TDs 1 vs. Green Bay Packers, Dec 23, 2018
Fair Catches 6 at Miami Dolphins, Nov 04, 2018
Punt Return Yards 137 at Detroit Lions, Sep 10, 2018
Longest Punt Return 85t at Chicago Bears, Oct 02, 2016
Punt Returns 7 vs. Jacksonville Jaguars, Sep 14, 2014
Punt Return TDs 1 at Detroit Lions, Sep 10, 2018
Miscellaneous Tackles 1 vs. Minnesota Vikings, Oct 21, 2018
Most TDs 2 vs. Miami Dolphins, Sep 30, 2012

2019 GAME-BY-GAME REGULAR SEASON STATISTICS (BILLS)

DATE	OPPONENT	P/S	KICKOFF RETURNS					PUNT RETURNS						W/L	SCORE
			RET	YDS	AVG	LG	TD	NO	FC	YDS	AVG	LG	TD		
09/08	at Jets		ON INACTIVE LIST										W	17-16	
09/15	at Giants		INACTIVE										W	28-14	
09/22	Bengals	P	1	23	23.0	23	0	3	2	4	1.3	4	0	W	21-17
09/29	Patriots	P	2	71	35.5	40	0	6	1	48	8.0	13	0	L	10-16
10/06	at Titans	P	1	18	18.0	18	0	2	0	2	1.0	2	0	W	14-7
10/20	Dolphins	P	0	0	0.0	0	0	3	0	22	7.3	9	0	W	31-21
10/27	Eagles	P	2	50	25.0	32	0	0	1	0	0.0	0	0	L	13-31
11/03	Washington	P	1	66	66.0	66	0	0	3	0	0.0	0	0	W	24-9
11/10	at Browns	P	5	115	23.0	27	0	2	1	34	17.0	22	0	L	16-19
11/17	at Dolphins	P	1	44	44.0	44	0	3	0	21	7.0	14	0	W	37-20
11/24	Broncos	P	2	41	20.5	25	0	5	0	41	8.2	17	0	W	20-3
11/28	at Cowboys	P	2	54	27.0	32	0	0	1	0	0.0	0	0	W	26-15
12/08	Ravens	P	4	80	20.0	22	0	2	3	22	11.0	15	0	L	17-24
12/15	at Steelers	P	2	45	22.5	27	0	1	2	12	12.0	12	0	W	17-10
12/21	at Patriots	P	2	57	28.5	35	0	1	1	17	17.0	17	0	L	17-24
12/29	Jets		ON INACTIVE LIST										L	6-13	
2019 TOTALS		13-0	25	664	26.6	66	0	28	15	223	8.0	22	0	10-6	



VICTOR SALAKO TACKLE

62

6-6 322 1st YEAR 

NOVEMBER 4, 1993 (AGE 26)



HUNTSVILLE, AL



GRISSOM HS



OKLAHOMA STATE



FA: 2019

SHOUTOUTS

- Started every game at left tackle during his two seasons at Oklahoma State from 2015-16 after transferring from UAB.
- Voted second-team All-Big 12 by the league's coaches for his standout play during the 2016 season.
- Appeared in 24 games at UAB with 23 starts before transferring after the elimination of their football program.
- Earned both offensive and defensive lineman of the year accolades during his time at Grissom High School in Huntsville.

STAMPEDE

Favorite athlete?

Shaquille O'Neal because he showed that big guys could be cool and have personality.

Nickname?

Top Heavy

Favorite late night snack food?

Key Lime Pie

Top of your bucket list?

Spend two years trying to become a bodybuilder and then get fat.



FIRST-AND-10

VICTOR SALAKO enters his second season with the Bills in 2020 after signing with the team after spending the majority of 2019 on the practice squad. Salako originally entered the NFL as an undrafted free agent in 2017 with the Philadelphia Eagles. He has spent time with the Cleveland Browns, the New York Giants and Washington.

IF YOU HAVEN'T 'HERD'

FINDING A WAY

Salako's path to finding a firm spot in the NFL hasn't been easy. From going undrafted to now being on his fifth team, he hasn't taken normal path.

The uneasiness of his NFL tenure still doesn't compare to what he saw during college. Despite being a standout in high school, Salako struggled to get attention from college recruiters and eventually ended up at UAB.

After starting 23 games in his first two years at UAB, Salako was left in the lurch again when the school disbanded the football program.

Salako was able to latch on with Oklahoma State and play for a top flight program, but the experience still shaped him.

"UAB will always have a place in my heart, because coming out of high school they were the only people to give me a chance to play Division-I football," Salako said to The Oklahoman. "But playing at a school like (Oklahoma State) is always what I dreamed of doing since I was a little kid."

PERSONAL

The son of Yinka and Samson Salako, he has two sisters and one brother. Last name is pronounced suh-LAY-koh. Graduated with a degree in criminal justice and wants to join the LAPD once his football career is over.



NILES SCOTT DEFENSIVE TACKLE

66

6-3 **320** **3rd YEAR** 

SEPTEMBER 30, 1995 (AGE 24)



ELKTON, MD



ELKTON HS



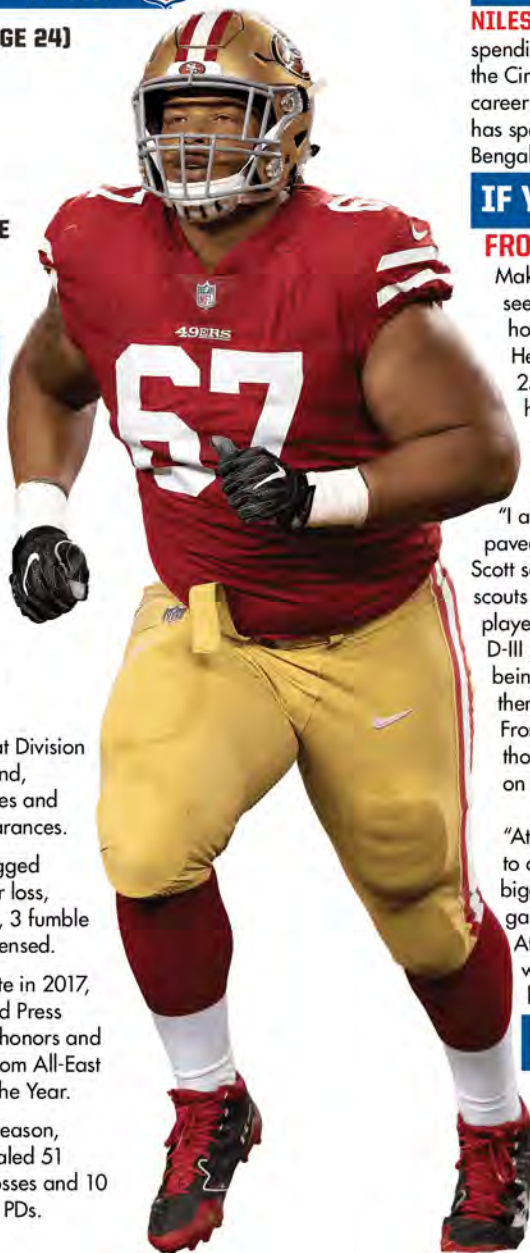
FROSTBURG STATE



FA: 2020

SHOUTOUTS

- Played in six games for the Bengals in 2018.
- Logged 4 tackles during the 2018 season.
- Made his NFL debut on 11/25/18 vs. Cle., where he logged 2 tackles, a single-game career high.
- Recorded a tackle against the Broncos (12/2/18) and Chargers (12/9/18).
- Spent four years (2014-17) at Division III Frostburg State in Maryland, where he played in 43 games and started in 38 of those appearances.
- While at Frostburg State, logged 150 tackles, including 43 for loss, 25.5 sacks, 1 forced fumble, 3 fumble recoveries and 2 passes defended.
- As a senior at Frostburg State in 2017, earned First-Team Associated Press Little All-America Division II honors and was named the D3football.com All-East Region Defensive Player of the Year.
- During the 2017 collegiate season, played in 13 games and totaled 51 tackles, including 16.5 for losses and 10 sacks, with 1 FF, 1 FR and 2 PDs.



FIRST-AND-10

NILES SCOTT joins the Bills in 2020 after spending the 2019 season as a member of the Cincinnati Bengals. After a four year career at Division III Frostburg State, Scott has spent time with the 49ers, Broncos and Bengals since entering the NFL in 2018.

IF YOU HAVEN'T 'HERD'

FROM D-III TO THE NFL

Making it to the NFL as a D3 athlete may seem like a longshot for most people, however Niles welcomed the challenge. He arrived to Frostburg State weighing 255 pounds, and by his senior year he managed to get his weight up to 326 pounds and earn All-America honors.

"I always appreciate the people that paved the way first. It gives me hope," Scott said to D3football.com. "The scouts come out and see that these D-III players can play. I'm happy to see any D-III players out there getting a shot, being able to go out there and prove themselves. As soon as I came into Frostburg, this was always the goal. That thought really never left my mind. I held on to it tight."

"At the D-III level you have to be able to outperform the guys playing at the bigger levels. You can't afford to take a game off. I took that thought with me. At the end of the day you're doing what you love, playing football and having fun."

PERSONAL

Son of Jason and Nina Scott, Niles has one brother. He majored in law and society during his time at Frostburg State University. Earned honorable mention All-County honors in baseball in addition to his football accolades.



NILES SCOTT'S NFL REGULAR SEASON DEFENSIVE STATISTICS

DATE	TEAM	GP	TACKLES								INTERCEPTIONS					FUMBLES			ST					MISC		
			GS	TK	S	A	TFL	YDS	SK	YDS	QBH	NO	YDS	LG	TD	PD	FF	FR	YDS	TK	S	A	FF	FR	S	A
2018	49ers	0	0	0	0	0	0	0	0.0	0.0	0	0	0	0	0	0	0	0	0	0	0	0	0	0	0	0
2018	Bengals	6	0	4	4	0	0	0	0.0	0.0	0	0	0	0	0	0	0	0	0	0	0	0	0	0	0	0
2018	TOTAL	6	0	4	4	0	0	0	0.0	0.0	0	0	0	0	0	0	0	0	0	0	0	0	0	0	0	0
2019	Bengals	0	0	0	0	0	0	0	0.0	0.0	0	0	0	0	0	0	0	0	0	0	0	0	0	0	0	0
TOTALS		6	0	4	4	0	0	0	0.0	0.0	0	0	0	0	0	0	0	0	0	0	0	0	0	0	0	0

SINGLE-GAME HIGHS: DEFENSIVE

Total Tackles

2 at Cincinnati Bengals, Nov 25, 2018



DEVIN SINGLETARY

RUNNING BACK

26

5-7 203 2ND YEAR 

SEPTEMBER 3, 1997 (AGE 22)



DEERFIELD BEACH, FL



AMERICAN HERITAGE HS



FLORIDA ATLANTIC



DRAFT: 2019 (3RD RD)

SHOUTOUTS

- Totaled 134 yards from scrimmage against HOU (1/4/2019) in his first career playoff game.
- Averaged 5.13 yards per carry in his rookie season, which was the highest average amongst all running backs with at least 150 carries.
- Recorded 775 yards and two touchdowns on 151 carries during the 2019 regular season. Also had 29 receptions for 194 yards and two touchdowns.
- Became the third Bills rookie to record over 75 yards from scrimmage in five consecutive games and the first since Marshawn Lynch in 2007.
- From Week 11 through Week 16, Singletary led all rookies in the NFL with 549 yards from scrimmage.
- Rushed for his first career 100-yard rushing effort against DEN (11/24/2019). Singletary totaled 106 yards on 21 carries.
- Recorded 95 yards and a touchdown on the ground and 45 yards receiving to eclipse 100 yards from scrimmage for the first time in his career vs. WAS (11/3/2019).



FIRST-AND-10

DEVIN SINGLETARY is entering his second season with the Bills in 2020 after being drafted by the team in the third round (74th overall) out of Florida Atlantic.

IF YOU HAVEN'T 'HERD'

LONG LIVE GB

When Singletary first joined the American Heritage high school football team, he was behind Greg Bryant at running back. Bryant was a star, but still took the time to mentor Singletary before Bryant went to Notre Dame to play football.

Sadly, Bryant was shot while driving while home in South Florida and passed away in 2016, a death that turned Singletary's life upside down.

"It was very difficult honestly, because that was my big brother," Singletary said to BuffaloBills.com. "It brought me to tears, but some things are out of our control. He's in a better place now, but it was definitely very difficult."

Singletary puts in extra work knowing that his motivation is not only to prove to himself he can play in the NFL, but to make Bryant proud as well. He prays to Bryant before every game.

"If he was here, he'd be full of tears and happy for me," said Singletary. "He'd say, 'Little bro you did it. Now it's time for you to go even harder.' He'd just tell me to keep being great."

PERSONAL

The son of Devonn and Sabrina Singletary. He has one brother and one sister. Devin was a Public Safety and Administration major at Florida Atlantic.



DEVIN SINGLETARY RUNNING BACK

26

IF YOU HAVEN'T 'HERD'



UP THE HILL

After a productive rookie season, Singletary attacked the 2020 offseason with the mindset that he needed to take his game to the next level. So he took his workouts to a steep hill alongside 107th Street in Miami to work on his explosiveness.

A routine of running 25 to 30 yards up the hill 25 times with hurdles, push-ups, sit-ups and single-leg hops mixed in was meant to hurt and meant to build Singletary up.

Singletary hopes all the hard work pays off now in Year 2.

RECORD BREAKER

Singletary's time at Florida Atlantic was unlike anything the school had ever seen when it came to production on the football field.

Singletary is the career rushing yards leader for the school with 4,289 yards and he also has the single season record with 1,920 yards. He also holds the school record with 66 career rushing touchdowns, which is good for sixth place on the FBS all-time list. He became the only player in school history to be named AP All-American.

THE STAMPEDE

FAVORITE CEREAL:

Cap'n Crunch

ADVICE TO HIS YOUNGER SELF:

Be yourself, keep your head down and go to work

PROUDEST ACHIEVEMENT:

Going to college

SUPERPOWER YOU'D WANT TO HAVE:

Ability to fly

FAVORITE FOOD:

His Grandma's spaghetti and any soul food

FAVORITE OLYMPIC SPORT TO WATCH:

Track & Field

DREAM SPORTING EVENT TO ATTEND:

Super Bowl

FAVORITE VACATION SPOT:

Home in Florida

FAVORITE MUSIC ARTIST:

Kodak Black, Lil Baby and Meek Mill

FAVORITE ATHLETE:

Barry Sanders



A SKILL HE WANTS TO LEARN:

Skiing

FAVORITE MOVIE:

Friday

FIRST JOB:

Cleaning at an elementary school

MOST FAMOUS CELL PHONE CONTACT:

LeSean McCoy and Frank Gore

FAVORITE TV SHOW:

Martin

MOST MEMORABLE GAME:

Ran for over 300 yards and 4 touchdowns in high school

PREGAME RITUAL:

Listens to music

FIRST SPORTS JERSEY:

His own little league football jersey



DEVIN SINGLETARY

RUNNING BACK

26

DEVIN SINGLETARY'S NFL REGULAR SEASON RUSHING/RECEIVING STATISTICS

				RUSHING					RECEIVING				
DATE	TEAM	GP	GS	NO.	YDS.	AVG.	LG	TD	NO.	YDS	AVG	LG	TD
2019	Bills	12	8	151	775	5.1	38	2	29	194	6.7	49	2
TOTALS		12	8	151	775	5.1	38	2	29	194	6.7	49	2

DEVIN SINGLETARY'S NFL POSTSEASON RUSHING/RECEIVING STATISTICS

				RUSHING					RECEIVING				
DATE	TEAM	GP	GS	NO.	YDS.	AVG.	LG	TD	NO.	YDS	AVG	LG	TD
2019	Bills	1	1	13	58	4.5	18	0	6	76	12.7	38	0
TOTALS		1	1	13	58	4.5	18	0	6	76	12.7	38	0

SINGLE-GAME HIGHS: RUSHING/RECEIVING

Rush Attempts 21 at Pittsburgh Steelers, Dec 15, 2019
Rushing Yards 106 vs. Denver Broncos, Nov 24, 2019
Longest Runs 38 vs. Baltimore Ravens, Dec 08, 2019
Rushing TDs 1 vs. Washington Redskins, Nov 03, 2019
Receptions 6 vs. Baltimore Ravens, Dec 08, 2019

Receiving Yards 45 vs. Washington Redskins, Nov 03, 2019
Longest Receptions 49 vs. Washington Redskins, Nov 03, 2019
Receiving TDs 1 at Dallas Cowboys, Nov 28, 2019
All-purpose yards 140 vs. Washington Redskins, Nov 03, 2019
Most TDs 1 at Dallas Cowboys, Nov 28, 2019



LEE SMITH TIGHT END

85

6-6 **265** **10th YEAR** 

NOVEMBER 21, 1987 (AGE 32)

 **POWELL, TN**

 **POWELL HS**

 **MARSHALL**

 **FREE AGENT: 2019**

SHOUTOUTS

- Caught his first touchdown pass of the 2019 season at Ten. (10/6).
- Moved the chains on his first catch of the 2019 season vs. NYG (9/15/19) on an eight yard pass from QB Josh Allen.
- Caught a career-high three touchdowns during the 2018 season for the Raiders.
- Has played in all 16 games four times (2012, 2013, 2017, 2018).
- Recorded a career-high 39 receiving yards at Bal. (11/25/18) for Oak.
- In 2015, started in 15-of-15 games played at TE for the Raiders.
- Scored his first career touchdown at Ind. (11/25/12) on a one yard pass from Bills QB Ryan Fitzpatrick.
- Played in his first career NFL game at Cin. (10/2/11) for the Bills.
- Started his first career NFL game at NYJ (11/27/11) at tight end for the Bills.
- Was a team captain during his final two seasons at Marshall and earned All-Conference USA honors as a senior.



FIRST-AND-10

LEE SMITH joined the Bills in 2019 after spending the previous four seasons with the Oakland Raiders. Prior to the Raiders, Smith spent 2011-14 as a member of the Bills. Smith originally entered the NFL as a fifth round draft selection (159th overall) by the New England Patriots in the 2011 NFL Draft.

IF YOU HAVEN'T 'HERD'

FOOTBALL IS FAMILY

Smith has been around the NFL since he was born as the son of the late Daryle Smith who played on the offensive line at the University of Tennessee before spending six years playing the NFL from 1987 to 1992 and then four years in the CFL.

"I've been around football my whole life. I was born in my dad's rookie season and obviously now I have kiddos living this dream," Smith told Raiders.com. "So football has been a big part of my family forever. That's for sure."

Smith is passing on the lessons he learned from knowing his father playing football to his four children that have been able to watch him live out his dream playing in the NFL. "My dad taught me what to expect growing up. He made things so tough on my that everything else seems to come easily."

PERSONAL

Smith and his wife, Alisha, have four children. Earned degrees in psychology and criminal justice while at Marshall. He excelled at both football and basketball during his time at Powell High School.



LEE SMITH TIGHT END

85

IF YOU HAVEN'T 'HERD'



FROM BUFFALO TO OAKLAND

Smith has been away from Buffalo for four seasons, but has carried one thing with him during that time--the impact of the P.U.N.T. Foundation. Started by former Bills punter Brian Moorman, the foundation offers support for children battling cancer. Smith played a large role in providing that support during his first stint in Buffalo and continued that in Oakland, representing the foundation annually for My Cause, My Cleats and by hosting pediatric cancer patients (shown above with Brylee Cadamy) at the Raiders practice facility.

EMBRACING BEING A MENTOR

Entering his ninth NFL season, Smith has embraced the role of a mentor and passing down everything he has learned. "I've had a lot of great mentors when I was a young player that I kind of tried to stick to," said Smith to Raiders.com in 2017. "I try not to beat them up too bad, or get on them, it's stressful being a young player, but until you get ingrained and kind of find your niche, or your role, and you make the team, and you play a significant amount of time, this time of year is stressful. It's hard on you mentally, and I just try to be there for those guys."

THE STAMPEDE

FUN FACT:

Owens a farm complete with livestock

PLAYERS HE HAS LEARNED THE MOST FROM:

Scott Chandler and Kyle Williams

FAVORITE MUSICAL ARTIST:

Chris Stapleton

FAVORITE MEAL:

Pizza

FIRST JOB:

Flipping burgers

BUCKET LIST ITEM:

Raising his kids without screwing them up

FAVORITE VACATION SPOT:

Bahamas

PROUDEST ACHIEVEMENT:

Marrying his wife

FAVORITE CELL PHONE APP:

Doesn't use any social media or apps

FIRST SPORTS JERSEY:

Michael Jordan



PREGAME RITUAL:

Walk the field with a cup of coffee. Gameday is just another day at the office

FAVORITE MOVIE:

Braveheart

PET PEEVE:

Lack of consistency

MOST FAMOUS CELL PHONE CONTACT:

Kyle Williams

SKILL HE'D LIKE TO LEARN:

How to play the guitar

SPORT HE'D PLAY OTHER THAN FOOTBALL:

Basketball with Kawhi Leonard

BEST ADVICE RECEIVED:

Don't embarrass your kids

FIRST FOOTBALL TEAM:

Playing tight end for the Halls Super Midgets



LEE SMITH'S NFL REGULAR SEASON RUSHING/RECEIVING STATISTICS

DATE	TEAM	GP	GS	RECEIVING					RUSHING				
				NO.	YDS	AVG	LG	TD	NO.	YDS.	AVG.	LG	TD
2011	Bills	10	3	4	11	2.8	6	0	0	0	0.0	0	0
2012	Bills	16	7	4	13	3.3	5	2	0	0	0.0	0	0
2013	Bills	16	14	5	78	15.6	28	0	0	0	0.0	0	0
2014	Bills	14	10	7	42	6.0	18	1	0	0	0.0	0	0
2015	Raiders	15	15	12	70	5.8	17	1	0	0	0.0	0	0
2016	Raiders	4	4	6	29	4.8	12	0	0	0	0.0	0	0
2017	Raiders	16	9	8	76	9.5	21	0	0	0	0.0	0	0
2018	Raiders	16	4	10	73	7.3	30	3	0	0	0.0	0	0
2019	Bills	16	5	4	31	7.8	9	1	0	0	0.0	0	0
TOTALS		123	71	60	423	7.1	30	8	0	0	0.0	0	0

SINGLE-GAME HIGHS: RUSHING/RECEIVING

Receptions 4 vs. Atlanta Falcons, Sep 18, 2016
Receiving Yards 39 at Baltimore Ravens, Nov 25, 2018
Longest Receptions 30 at Baltimore Ravens, Nov 25, 2018
Receiving TDs 1 at Tennessee Titans, Oct 06, 2019
All-purpose yards 39 at Baltimore Ravens, Nov 25, 2018
Kickoff Returns 1 vs. Cincinnati Bengals, Sep 13, 2015

Kickoff Return Yards 8 vs. Cincinnati Bengals, Sep 13, 2015
Longest Kickoff Return 8 vs. Cincinnati Bengals, Sep 13, 2015
Special Teams Tackles 1 at Kansas City Chiefs, Dec 30, 2018
Miscellaneous Tackles 1 vs. New England Patriots, Sep 29, 2019
Most TDs 1 at Tennessee Titans, Oct 06, 2019



QUINTON SPAIN

GUARD

67

6-4 **330** **6TH YEAR** 

AUGUST 7, 1991 (AGE 28)

 **PETERSBURG, VA**

 **PETERSBURG HS**

 **WEST VIRGINIA**

 **FREE AGENT: 2019**

SHOUTOUTS

- Did not allow a sack in his first season with the Bills in 2019. Started all 16 games and played a team-high 1,092 snaps.
- Started 48 games for the Titans from 2015-18
- Helped pave the way for RB Derrick Henry's franchise record, 238-yard, 4 TD rushing performance vs. Jax. (12/6/18) on Thursday Night Football.
- Started 14 regular season games and two playoff contests in 2017.
- Made his NFL debut vs. Buf. (10/11/15) and his first NFL start vs. Oak. (11/29/15).
- Was one of two undrafted free agents to earn a roster spot with Titans in 2015.
- As a senior in 2014 was named All-Big 12 first team by ESPN.com.
- In 2013, named honorable mention All-Big 12 Conference.
- Visited Nicaragua with Food for Hungry in the 2018 offseason to raise awareness for their impoverished conditions.
- On July 1, 2017, Petersburg, VA, mayor Sam Parham declared it Quinton Spain Day.



FIRST-AND-10

QUINTON SPAIN originally joined the Bills as an unrestricted free agent in 2019 after spending his first four NFL seasons with the Titans (2015-18). He then signed a three-year extension with Buffalo in 2020. Spain entered the NFL as an undrafted free agent out of West Virginia.

IF YOU HAVEN'T 'HERD'

GIVING BACK

Spain annually returns home to his native Petersburg to host a one-day camp at Petersburg High School. Spain's camp has steadily grown each year, now hosting about 325 kids per camp. "When I was growing up, people didn't come back to help out," Spain said. "I always thought that if I make it, I'm going to come home and give back to my area."

BIG BACK

Began playing football at the age of six for Westview in his hometown of Petersburg, VA. "Believe it or not, I was a running back," said Spain. "I played because I wanted to be like my brother, Calvin Spain, who was a year older than me. I just wanted to be out there with him."

In high school, Spain played left tackle, defensive end and even fullback. "I scored six touchdowns as a senior in high school," said Spain.

PERSONAL

Married to Alexandra. Has a son named Kingston. Son of Tracey Spain and the late Wendell Wilkins. Has two brothers and two sisters. Earned a degree in multidisciplinary studies. Competed in football and basketball in high school.

GAMES PLAYED/STARTED

2015 (Ten, 7/6), 2016 (Ten, 14/13), 2017 (Ten, 14/14), 2018 (Ten, 15/15), 2019 (Buf, 16/16) ... Totals (66/64) ... Playoffs: 2017 (Ten, 2/2), 2019 (Buf, 1/1) ... Totals (3/3)



IF YOU HAVEN'T 'HERD'



MR. UNDRAFTED

Highly motivated that he was not selected with one of the 256 picks in the 2015 draft, Spain uses the name Mr. Undrafted as his Twitter handle and @mr.undrafted as his handle on Instagram. "That's going to motivate me until I'm the last lineman from that draft class still in the league," he told the Buffalo News after signing with the Bills. "When I went to Tennessee, it was a competition every year, coming in undrafted. I've just got to come in here and compete for a starting spot."

YO, ADRIAN

When Spain was 13 years old his father, Wendell Wilkins, passed away. Like any child that loses a parent, Spain struggled to adjust at first and needed some guidance. In came Adrian Dance (pictured above on the right), who helped Quinton stay on the right path in school, on the field and in life, in general. "He was my mentor growing up after my father passed away," said Spain. "He took me under his wing and taught me how to be a man. He tells me what's right and what's wrong and doesn't sugar coat it. It's real talk."

THE STAMPEDE

FAVORITE VACATION SPOT:

Jamaica

FAVORITE LATE NIGHT SNACK:

Slim Jim

FAVORITE MUSICAL ARTIST:

Lil Baby, Future

TOP OF BUCKET LIST:

Buy an RV and attend every College GameDay show across the country in the fall

FAVORITE TV SHOW:

106 and Park

NFL PLAYER YOU LEARNED THE MOST FROM:

Kendall Langford, who attended the same high school

BIGGEST PET PEEVE:

Bad WiFi

FAVORITE FOOD:

Mom's lasagna, seafood

A SKILL YOU DON'T HAVE BUT WANT TO LEARN:

Pilot an airplane

FIRST JERSEY OWNED:

Shaquille O'Neal Magic



NICKNAME GROWING UP:

Q, Tootie, and Huggy Bear

BEST ADVICE YOU HAVE RECEIVED:

Stay ready so you don't have to get ready

FIRST JOB:

Lifeguard at a pool

IF YOU COULD ATTEND ANY SPORTING EVENT:

Golf major

IF YOU COULD PLAY ANY OTHER SPORT:

Baseball for the Nationals

FAVORITE TEAM GROWING UP:

Indiana Pacers

PROUDEST ACHIEVEMENT:

Being a father, graduating

IF YOU COULD ATTEND ANY CONCERT IN HISTORY:

Biggie Smalls and Tupac



TOMMY SWEENEY

TIGHT END

89

6-5 **251** **2ND YEAR** 

JULY 1, 1995 (AGE 25)



RAMSEY, NJ



DON BOSCO PREP HS



BOSTON COLLEGE



DRAFT: 2018 (7TH RD)

SHOUTOUTS

- In his first NFL season, played in six games with one start. Caught eight passes for 114 yards including a long of 29 yards.
- Vs. NYJ (12/29/19), caught five passes and 76 yards, marking career-highs in both categories.
- In his NFL debut at NYJ (9/8/19), tallied a 29 yard grab to mark his first career catch.
- Totaled 99 receptions for 1,281 yards and 10 touchdowns during his college career.
- Was named first team All-ACC after his redshirt senior season in 2018 after he recorded 32 receptions for 348 yards and three touchdowns.
- Earned third team All-ACC honors after his redshirt junior season in 2017. He led Boston College with 512 receiving yards on 36 catches and also added four touchdowns.
- In 2016 as a redshirt freshman, started all 13 games at tight end and was third on the Eagles with 353 receiving yards and three touchdowns on 26 catches.
- As a redshirt freshman in 2015, played in 12 games. Hauled in five catches for 68 yards



FIRST-AND-10

TOMMY SWEENEY enters his second season with the Bills in 2019 after being drafted by the team in the seventh round (228th overall) out of Boston College. Sweeney played in 50 games during his four seasons at Boston College.

IF YOU HAVEN'T 'HERD'

EARNING HIS WAY

It was a slow build for Sweeney to make himself in to a legitimate NFL prospect during his time at Boston College.

Sweeney, who was only offered by Boston College coming out of high school, still uses the lack of scholarship offers during his high school days to fuel his competitive fire as he built himself from a non-contributor in his early days at Boston College to making first team All-ACC during his redshirt senior year.

A DRIVE DOWN THE 90

When the 716 area code came up on Sweeney's phone on draft day, it meant having a chance to play close to his family and friends who reside two hours east of Buffalo in Auburn, NY--some of which were already Bills fans.

Sweeney has spent plenty of summers with his Auburn family at Lake Owasco, a place which he calls his favorite vacation spot.

PERSONAL

The son of Annette and Bob Sweeney, his full name is Thomas R. Sweeney. Has one sister, Moriah. Earned a degree in marketing from the Carroll School of Management in May of 2018. Spent time in graduate school with an emphasis on sports administration. Also played basketball in high school.



TOMMY SWEENEY TIGHT END

89

THE STAMPEDE

FAVORITE ATHLETE:

Tiger Woods

BEST ADVICE RECEIVED:

Always let your play do the talking

FAVORITE FOOD:

Cheeseburgers

PET PEEVE:

Slow walkers

FAVORITE OLYMPIC SPORT:

Curling

FIRST JOB:

Camp counselor

PREGAME RITUAL:

Only listen to the Red Hot Chili Peppers

FAVORITE TV SHOW:

That 70s Show

ITEM HE COLLECTS:

Records

WHY HE WEARS #89:

Wore it in college. Originally got it there because they did not want to change the name plate on his locker.

FIRST SPORTS JERSEY:

Kenyon Martin



FAVORITE CEREAL WHEN HE WAS A KID:

Cinnamon Toast Crunch

MOST FAMOUS CELL PHONE CONTACT:

Matt Milano

FAVORITE SUPERHERO:

Thor

DREAM SPORTING EVENT TO ATTEND:

A Final Four Game

FAVORITE MOVIE:

Big Lebowski

HIDDEN TALENT:

Plays the guitar

FAVORITE APP:

Shazaam

ANOTHER SPORT HE'D WANT TO GO PRO IN:

Golf

FAVORITE BOOK:

The Hobbit

TOMMY SWEENEY'S NFL REGULAR SEASON RUSHING/RECEIVING STATISTICS

DATE	TEAM	GP	GS	RECEIVING					RUSHING				
				NO.	YDS	AVG	LG	TD	NO.	YDS	AVG	LG	TD
2019	Bills	6	1	8	114	14.3	29	0	0	0	0.0	0	0
TOTALS		6	1	8	114	14.3	29	0	0	0	0.0	0	0

SINGLE-GAME HIGHS: RUSHING/RECEIVING

Receptions
Receiving Yards

5 vs. New York Jets, Dec 29, 2019
76 vs. New York Jets, Dec 29, 2019

Longest Receptions
All-purpose yards

29 at New York Jets, Sep 08, 2019
76 vs. New York Jets, Dec 29, 2019



VINCENT TAYLOR

DEFENSIVE TACKLE

96

6-3 **311** **4TH YEAR** 

JANUARY 5, 1994 (AGE 26)

 **SAN ANTONIO, TX**

 **JAMES MADISON HS**

 **OKLAHOMA STATE**

 **FREE AGENT: 2019**

SHOUTOUTS

- Saw action in three games for Buffalo in 2019. Recorded three tackles vs. Mia. (11/3/19) in his Bills debut.
- Saw action in 21 games with the Dolphins from 2017-18, posting 45 tackles and 2 sacks.
- Sacked Mitchell Trubisky in a victory vs. Chi. (10/14/18).
- Collected his first NFL sack vs. Oak. (9/23/18), taking down Derek Carr in a win over the Raiders. Also posted a career-high 7 tackles.
- Blocked three field goals during his NFL career. Tied the school record at Oklahoma State with five blocked field goals during his collegiate career.
- Had three tackles and a blocked field goal in his second career game in the NFL at NYJ (9/24/18).
- Played in 8 games in 2018 before being placed on injured reserve. Recorded 27 tackles at the time of his injury - 4th most among defensive tackles in the NFL.
- Appeared in 36 games (26 starts) at Oklahoma State, piling up 112 tackles, 12 sacks, and 2 forced fumbles.
- Is the only player from James Madison HS to be drafted into the NFL.



FIRST-AND-10

VINCENT TAYLOR is in his second season in Buffalo after seeing action in three games in 2019. He spent his first two NFL seasons in Miami (2017-18) after being a 6th round draft pick of the Dolphins in 2017 (194th overall). Taylor was signed to the Bills practice squad on September 5, 2019 and promoted to the active roster on November 2.

IF YOU HAVEN'T 'HERD'

AUGUST 29, 2005

Taylor's life was completely changed when Hurricane Katrina ripped through his hometown of New Orleans on August 29, 2005. The storm destroyed Taylor's family home and the majority of their belongings, forcing his family to relocate to San Antonio. He was just 11 years old. Taylor has that date tattooed on his right forearm as a constant reminder of what his family had to go through. "That's the date that changed me and my family's life," he told the South Florida Sun Sentinel. "When things aren't going right for me on the field — I made it through Katrina. If I could make it through that, I could make it through anything. That's one of the things I live by. That's something that motivates me."

Ironically, Taylor played his first NFL game in his hometown of New Orleans with the Dolphins on August 29, 2019.

PERSONAL

Is the son of Angela and Victor Taylor. Has an older brother, Victor, who played football at Hardin-Simmons, and a younger sister, Victoria. Earned a degree in education. Hosts a youth football camp in his native San Antonio. Began playing football at the age of 8. Enjoys playing NBA2K and bowling.



VINCENT TAYLOR

DEFENSIVE TACKLE

96

IF YOU HAVEN'T 'HERD'



TAYLOR'S BLOCK PARTY

Taylor blocked five field goals in college and three more during his NFL tenure thus far. His motivation behind getting his hand up to make the big play stemmed from practice at Oklahoma State. "Our defensive coordinator, Glenn Spencer, stressed that we had to get five turnovers in practice or that we would run gassers after it was complete. We weren't looking to run those gassers. We eventually counted blocked kicks as a turnover and I went after it. It went from practice to the games. From college to the pros."

SPECIAL OLYMPICS INSPIRATION

After his family was displaced from New Orleans in 2005, Taylor relocated to San Antonio, where his family was helped by a woman named Shawn Britt. Taylor refers to Britt as his godmother and she is a prominent figure for the Special Olympics. Taylor began volunteering at that point and has continued his allegiance to those athletes to this day. He has learned a lot from them along the way. "I've learned what it means to be truly competitive and to not give up. I watch them struggle and struggle, but they never quit. They inspire me."

THE STAMPEDE

FAVORITE ATHLETE:

LeBron James

COLLECTS:

Shoes. I have over 200 pairs at home.

FAVORITE MUSICAL ARTIST:

NBA YoungBoy

FAVORITE FOOD:

Crawfish

FAVORITE CARTOON:

Tom and Jerry

SKILL HE'D LIKE TO HAVE:

Learn a foreign language

FAVORITE TV SHOWS:

Martin and The Fresh Prince of Bel-Air

FAVORITE BOOK:

The Mamba Mentality

TOP OF BUCKET LIST:

Travel to Greece

FAVORITE LATE-NIGHT SNACK:

Toasted bagel with strawberry cream cheese

FIRST SPORTS JERSEY:

Buccaneers Warren Sapp



IF HE COULD HAVE ONE SUPERPOWER:

Turn invisible

SPORTING EVENT HE'D MOST LIKE TO ATTEND:

The Master's

FIRST JOB:

Worked track/field camps

BEST ADVICE HE EVER RECEIVED:

Never forget where you came from

FAVORITE MOVIE:

Friday After Next

NICKNAMES:

VT and Buff

FAVORITE BOOK:

Mamba Mentality

FAVORITE APP:

Zillow

PET PEEVE:

A dirty house



VINCENT TAYLOR DEFENSIVE TACKLE

96

VINCENT TAYLOR'S NFL REGULAR SEASON DEFENSIVE STATISTICS

DATE	TEAM	GP	TACKLES										INTERCEPTIONS				FUMBLES			ST				MISC			
			GS	TK	S	A	TFL	YDS	SK	YDS	QBH	NO	YDS	LG	TD	PD	FF	FR	YDS	TK	S	A	FF	FR	S	A	
2017	Dolphins	13	0	18	11	7	1	5	0.0	0.0	1	0	0	0	0	1	0	0	0	0	0	0	0	0	0	0	0
2018	Dolphins	8	0	27	15	12	3	12	2.0	11.0	2	0	0	0	0	0	0	0	0	0	0	0	0	0	0	0	
2019	Bills	4	0	6	6	0	1	0	0.0	0.0	0	0	0	0	1	0	0	0	0	0	0	0	0	0	0	0	
2019	TOTAL	4	0	6	6	0	1	0	0.0	0.0	0	0	0	0	1	0	0	0	0	0	0	0	0	0	0	0	
TOTALS		25	0	51	32	19	5	17	2.0	11.0	3	0	0	0	2	0	0	0	0	0	0	0	0	0	0	0	

SINGLE-GAME HIGHS: DEFENSIVE

Total Tackles 7 vs. Oakland Raiders, Sep 23, 2018
Sacks 1.0 vs. Chicago Bears, Oct 14, 2018

Passes Defensed 1 vs. New York Jets, Dec 29, 2019
Tackles For Loss 2 vs. Oakland Raiders, Sep 23, 2018



JOSH THOMAS

DEFENSIVE BACK

36

6-0 **205** **ROOKIE**



NOVEMBER 19, 1996 (AGE 23)



MONTGOMERY, AL



MONTGOMERY ACADEMY



APPALACHIAN STATE



UDFA: 2020

SHOUTOUTS

- Named 2019 PFF First-Team All-Sun Belt after starting in all 14 games and recording a career-high 72 tackles, two tackles for loss, one fumble return for 37 yards and one interception return for a 16-yard touchdown.
- Returned an interception for a touchdown score in final home game that gave App State a 42-17 lead against Louisiana in the Sun Belt Championship.

STAMPEDE

Most memorable game?

1st Sunbelt Championship Game in 2018

First sports jersey you owned?

Allen Iverson 76ers black jersey

If you could play any other pro sport?

Basketball

First job/unique job growing up?

Temp at City Gear selling shoes

Favorite book?

Rich dad Poor dad

Favorite movie?

Training Day

Favorite Olympic sport to watch?

Water polo



FIRST-AND-10

JOSH THOMAS finished his five-year career (2015-19) at Appalachian State appearing in 56 games while starting 30 and totaling 163 tackles, 7.5 tackles for loss, seven interceptions, 14 passes defended, one forced fumble and one fumble recovery. Appalachian State went 54-12 in his five seasons, as he was part of just the fifth class in college football history to win five bowl games and four conference championships.

IF YOU HAVEN'T 'HERD'

SUPERSTITIOUS BEARD

Thomas' pregame rituals consist of putting on his left sock first followed by his right sock, and writing his grandpa's birthday on his cleats. However when he was in college, he developed a new superstition, not shaving his beard.

According to the Montgomery Advertiser, "Thomas, the Appalachian State safety and Montgomery Academy graduate, is a 23-year-old senior on pace to graduate in May and with hopes of a professional football career. But he has developed a sketchy-looking attribute this year. He has a beard — and calling it a beard may be generous. "And I'm not going to shave, at least for two more games," Thomas said after the Mountaineers' 48-13 win over Troy on Friday. "I have to let it grow a little more."

"He's the type of player who is a dream to coach," first-year App State coach Eliah Drinkwitz said. "I wish all my guys were like Josh. "He does need to shave," Drinkwitz quipped.

PERSONAL

Son of Alicia Friendly and Terry Thomas. Has a sister, Anaya and a brother, Jarrett. He also played basketball and baseball in high school. Graduated from Appalachian State with a degree in exercise science.



COREY THOMPSON

LINEBACKER

52

6-1 **224** **3RD YEAR** 

DECEMBER 23, 1993 (AGE 26)

 **MISSOURI CITY, TEXAS**

 **LAWRENCE ELKINS HS**

 **LSU**

 **UDFA: 2018**

SHOUTOUTS

- Completed the 2019 regular season with 5 tackles, including a tackle for loss.
- Finished his rookie season in 2018 with six games played, 13 total tackles, and one forced fumble.
- Saw his first regular season NFL game action during Week 12 vs. Jax. (11/25/18).
- Had a career-high 9 tackles against the Patriots (12/23/18).
- In his NFL debut vs. Jax. (11/25/18), logged 1 tackle on special teams.
- Racked up 4 total tackles vs. Det. (12/16/18).
- In his appearance at the Patriots on his birthday, also logged a QB hit and a forced fumble (12/23/18).
- Had 1 tackle for loss for 4 yards at NE (12/23/18).
- Finished his career at LSU with 109 total tackles, 6.0 sacks for 40 yards, and 3 passes defended over 32 games with 8 starts.
- Saw time at both linebacker and safety at LSU.



FIRST-AND-10

COREY THOMPSON signed with the Bills as an undrafted free agent out of LSU following the 2018 NFL Draft. The linebacker played for the Tigers from 2012-17. He was promoted to the 53-man roster on November 19, 2018.

IF YOU HAVEN'T 'HERD'

POISED TO SUCCEED

Thompson's path to the NFL is a bit of a unique one, as he had to overcome numerous injuries during his time at LSU. As a result, he spent six years on campus with the Tigers.

Thompson used the time wisely, graduating with a degree in sports administration and then pursuing a masters degree in liberal arts.

Thompson not only spent his time achieving a lot in the classroom, but has developed a solid plan for his life after football. His career goal? To be a real estate developer.

In hopes of improving housing in poverty stricken areas, he is passionate about taking buildings that are already standing and refurbishing them, rather than building something new.

PERSONAL

The son of Shante and Tony Thompson and Dyan Webber. Corey's dad, Tony, played wide receiver at Texas A&M from 1985-87 and spent time with the Green Bay Packers. His mom, Dyan Webber, was a standout on the track at both the collegiate and international levels. Graduated from LSU with bachelor's degree in sports administration.



COREY THOMPSON LINEBACKER

52

IF YOU HAVEN'T 'HERD'



ATHLETIC FAMILY

Thompson is not the only member of his family with athletic success. Both of his parents were great athletes in their respective sports. His dad, Tony, was a wide receiver for Texas A&M and the Packers. His mom, Dylan Webber, ran track at Texas Southern and was an All American in 1989. She also represented the U.S. at the World Indoor Championships in 1993.

Thompson's sister, Ariele, ran track for Houston.

HELPFUL MENTORS

Corey Thompson values the importance of mentors - he looks up to his parents, former Bills' LB Julian Stanford and lifelong mentor Aaron Glenn. Glenn was a cornerback for the Saints for 15 seasons and is now a defensive backs coach for the team.

Glenn was Thompson's AAU coach growing up and has taken an active role in Thompson's life. He helped Thompson with his training leading up to the NFL draft in 2018 and Thompson has remained close with both Glenn and his son.

THE STAMPEDE

BEST ADVICE HE RECEIVED:

Don't stress about things that are out of your control

FAVORITE MUSIC ARTIST:

Dom Kennedy

FAVORITE VACATION SPOT:

Santa Monica beach

BIGGEST PET PEEVE:

Bad punctuation

LATE NIGHT SNACK:

Popcorn and fruit snacks

FAVORITE APP OUTSIDE OF SOCIAL MEDIA:

Coin Base

MOST FAMOUS PERSON IN CONTACTS:

Jamal Adams

FAVORITE MOVIE:

Jurassic Park - Lost World

FAVORITE FOOD:

Spaghetti

PLAYER YOU'VE LEARNED

THE MOST FROM:

Julian Stanford

FIRST JERSEY OWNED GROWING UP:



Shaq with the Lakers

FAVORITE OLYMPIC SPORT:

Track and Field

FAVORITE THING TO DO IN BUFFALO:

Go to Woodlawn Beach

BUCKET LIST ITEM:

Go skydiving

FAVORITE BUFFALO RESTAURANT:

Phat Katz

UNIQUE TALENT:

Used to be able to draw dinosaurs super well

FIRST JOB:

Finish Line

FAVORITE TV SHOW:

Rick & Morty

FAVORITE CEREAL AS A KID:

Marshmallow Froot Loops



COREY THOMPSON LINEBACKER

52

COREY THOMPSON'S NFL REGULAR SEASON DEFENSIVE STATISTICS

DATE	TEAM	GP	TACKLES										INTERCEPTIONS					FUMBLES			ST			MISC		
			GS	TK	S	A	TFL	YDS	SK	YDS	QBH	NO	YDS	LG	TD	PD	FF	FR	YDS	TK	S	A	FF	FR	S	A
2018	Bills	6	1	13	8	5	1	4	0.0	0.0	1	0	0	0	0	0	1	0	0	1	0	1	0	0	0	0
2019	Bills	12	0	5	2	3	1	0	0.0	0.0	0	0	0	0	0	0	0	0	0	2	2	0	0	0	0	0
TOTALS		18	1	18	10	8	2	4	0.0	0.0	1	0	0	0	0	0	1	0	0	3	2	1	0	0	0	0

SINGLE-GAME HIGHS: DEFENSIVE

Total Tackles 9 at New England Patriots, Dec 23, 2018

Forced Fumbles 1 at New England Patriots, Dec 23, 2018

Special Teams Tackles 1 vs. Denver Broncos, Nov 24, 2019



KAARE VEDVIK

PUNTER

6

6-3 **210** **1st YEAR** 

MARCH 16, 1994 (AGE 26)



STAVANGER, NORWAY



MCPHERSON (KAN.) HS



MARSHALL



FA: 2020

SHOUTOUTS

- Has appeared in one regular season game in the NFL in 2019 with the New York Jets. Finished the 2019 season on the Cincinnati Bengals practice squad.
- Played in 38 career games at Marshall, seeing action at punter and kicker throughout his four-year career.
- Named first-team All-Conference USA as a senior in 2017, handling punt, kickoff and FG duties for the Herd. He punted 59 times for 2,597 yards (44.0 avg.), including 26 inside the 20-yard line.
- Recorded a 92-yard punt against Old Dominion that was the seventh-longest in FBS history and the longest in 45 years.

STAMPEDE

Favorite food?

Pounded yam and egusi soup

Favorite book?

Sapiens by Yuval Noah Harari

Unique talents?

Handstands

What superpower would you like to have?

Molecular manipulation



FIRST-AND-10

KAARE VEDVIK enters his first season with the Bills in 2020 after signing with the team on a reserve/future contract. Vedvik has spent time with the Cincinnati Bengals, New York Jets, Minnesota Vikings and Baltimore Ravens since entering the NFL. A native of Stavanger, Norway, Vedvik played at Marshall from 2013-17.

IF YOU HAVEN'T 'HERD'

FROM NORWAY TO KANSAS

The path from Stavanger, Norway to the NFL is not one that had been traveled before. But after late nights watching NFL highlights on YouTube and the Super Bowl, Kaare Vedvik decided it was his path.

After originally joining a local team in Norway, Vedvik decided to do a year abroad in his junior year of high school and he ended up in Kansas at McPherson High School. It was there that he was guided to kicking, after originally expressing an interest in playing receiver.

After flashing high level talent, Vedvik went back to Norway for his senior year and knew he had to take it upon himself to make his dream come true. He spent that whole year reaching out to colleges until he got his chance with Marshall.

"That kind of became the game I was playing rather than actually kicking," said Vedvik to the Washington Post. "I had already proved I could kick while I was in the States. That was just trying to get my name out there."

PERSONAL

The son of Ajetomobi Babajide and Lise Vedvik, Kaare graduated with a degree in international business and is currently pursuing an additional bachelor's degree in finance. Name is pronounced CORE-ee VED-vick.



CHRISTIAN WADE RUNNING BACK

45

5-9 **196** **1ST YEAR** 

MAY 15, 1991 (AGE 29)



SLOUGH, ENGLAND



ROYAL GRAMMAR SCHOOL



ST. MARY'S (UK)



IPP: 2019

SHOUTOUTS

- Took the first carry of his football career 65 yards for a touchdown vs. Ind. (8/8/19).
- Totaled 84 yards on eight carries and 55 yards on four receptions in the 2019 preseason.
- Finished his rugby career with the Wasps ranking third in the Premiership's all-time try scorers list having scored 82 tries in 130 matches.
- Represented England at the U16, U18 and U20 levels in rugby.
- Represented the England senior rugby team in 2013 and went on to join the British & Irish Lions tour of Australia.
- After the 2012-13 season, Wade was named both the Players' Player of the Year and the Young Player of the Year after tying for the league lead with 13 tries.
- One of four players to join the NFL through the International Player Pathway program in 2018. The others were Australian FB Valentine Holmes with the New York Jets, Brazilian DT Durval Neto with the Miami Dolphins and German TE Jakob Johnson with the New England Patriots.



FIRST-AND-10

CHRISTIAN WADE is in his second season as a Bill after joining the team as part of the International Player Pathway program. The England native spent his professional rugby career as a member of the Wasps Rugby Football Club.

IF YOU HAVEN'T 'HERD'

NEW TO THE GAME

As an athlete, Wade has always sought to push himself to the limit and try to accomplish everything he could.

With that in mind, Wade made the decision to retire from rugby in 2018 and focus on attempting to break in to the NFL as a running back.

"I want to look back when I'm 60 and tell my kids and my family, 'Yeah, I had the opportunity to do that and I did it,'" Wade told *The Athletic*. "I don't just want to say, 'I could have done that.'"

Wade moved to Florida to train at IMG Academy under former NFL running back Earnest Byner in order to begin to understand the intricacies that come along with football.

"I know I have the attributes and skills to play, but there's so much more to this game than just attributes. So many people with probably better ability than me, or maybe more ability than some Hall of Famers, didn't make it, whether their mind wasn't right or they couldn't learn at the right speed."

PERSONAL

Christian is the son of Ken and Arlene Wade and he has a younger brother named Adam who is nicknamed Smiley. Wade lives with his fiancée, Lisa Ramos.



IF YOU HAVEN'T 'HERD'



DRUMMING DUO

Wade and his brother, Adam, have a very close bond and have both found success in their respective careers. One of their shared passions has always been playing the drums.

Christian has played the drums since the age of 2 and Adam has taken it to the next level, as he is a touring professional drummer. If athletics hadn't worked out for Christian, he claims that he would have pursued playing the drums professionally as well. The brothers are so close that they even have a shared Instagram account (@officialwadebrothers).

ARE YOU OK?

Wade took to his Instagram to share a song from his friend, Daniel Pearce, that encourages others to make sure people in their lives are doing ok during the trying times of 2020.

Wade wrote, "I like many others, are looking in the mirror and remembering all the CHALLENGES and INJUSTICES we have faced in our daily lives. This is the common thread that connects us all... UNITY begins with COMMUNICATION. I urge you to reach out to your loved ones today and ask them the simple question 'Are you ok?'"

THE STAMPEDE

PREGAME RITUALS:

Listen to music, do speed drills and pray

FAVORITE LATE NIGHT SNACK FOOD:

Sweet n Salty popcorn

FAVORITE MOVIE:

Princess Diaries 1 and 2

FAVORITE MUSIC ARTIST:

Drake, Michael Jackson and
Chris Brown

NICKNAMES FROM WHEN HE WAS A KID:

The wizard & twinkle toes

FAVORITE TV SHOW:

Grimm

FAVORITE CEREAL:

Kellogg's Crunchy Nut

FAVORITE VACATION SPOT:

South Africa or Australia.
Wants to travel more

PLAYER HE HAS LEARNED THE MOST FROM:

Frank Gore

FAVORITE ATHLETE:

Kobe Bryant



NUMBER ONE THING ON BUCKET LIST:

Proving to himself that he
can play football

MOST MEMORABLE GAME:

Recording his first hat trick
in a match against rival
Leicester.

FAVORITE NON-SOCIAL MEDIA APP:

Uber

DREAM CONCERT BY ANYONE IN HISTORY:

Michael Jackson

SKILL YOU DON'T CURRENTLY HAVE, BUT WANT TO LEARN:

How to play the piano at a
high level

IF YOU COULD HAVE ONE SUPERPOWER:

Super strength



LEVI WALLACE CORNERBACK

39

6-0 **179** **3RD YEAR** 

JUNE 12, 1995 (AGE 25)

 **TUCSON, AZ**

 **TUCSON HS**

 **ALABAMA**

 **UDFA: 2018**

SHOUTOUTS

- Started all 16 games in 2019, posting 76 tackles and 2 INTs.
- Notched an INT off Sam Darnold vs. NYJ (12/29/19).
- Logged his first NFL INT off Devlin Hodges in the final seconds of a 17-10 win at Pit. (12/15/19).
- Broke up long pass in final minutes of win vs. NYJ (9/8/19).
- Started final 7 games as a rookie in 2018, allowing a 72.6 QB rating in coverage (per Sports Radar) - lowest among Bills cornerbacks.
- Made NFL debut in starting role in win at NYJ (11/11/18).
- Named Second Team All-SEC by the Associated Press in 2017 after leading the SEC with 18 passes defended. Also had 3 interceptions and 2 sacks for the National Champions.
- Posted a career-high 2 sacks vs. Tennessee (10/21/17).
- Earned SEC defensive player of the week honors with 2 INTs vs. Ole Miss (9/30/17), including a 35-yard INT return for a touchdown.



FIRST-AND-10

A former walk-on at Alabama, **LEVI WALLACE** not only earned a scholarship with the Crimson Tide but also a starting role on their National Championship squad in 2017. He was signed as a rookie free agent by the Bills in 2018, signed from the practice squad on November 6 and started the final 7 games of the season and all 16 games in 2019.

IF YOU HAVEN'T 'HERD'

GIVE ME A RING

Inspired by a sermon given by pastor Michael Todd of the Transformation Church in Tulsa, OK, during the beginning of the coronavirus pandemic in March, Levi gave out his phone number on Instagram with the following post: "Got a football question? Want to just share how you're feeling? Looking for a comforting voice willing to send prayers your way?"

Wallace received hundreds of calls and told the Buffalo News a few days later, "I just wanted to check on Bills Mafia ... I just wanted to be able to pray for others and check in on people and make sure everyone's good and healthy. And if they had any football questions, I'd answer, but it really wasn't about football ... It's bigger than football, what we're all going through right now."

PERSONAL

The son of Wendy and the late Walter Wallace, he has a younger brother, Lawrence, a student at Alabama. Hobbies include bowling, movies and roller skating. Earned his degree in business with a sales certification. In 2020 offseason, teamed up with the American Cancer Society to raise money and awareness during a live stream event of him playing Fortnite with current Bills and former Alabama teammates. Wallace has lost an aunt to breast cancer and a grandfather to prostate cancer.



IF YOU HAVEN'T 'HERD'



MEANING OF JERSEY NUMBER 39

In 2019, Wallace changed his jersey number from #47 to his old college number #39 to honor his best friend and former high school teammate DeAntae Fuller (pictured bottom left above), who was tragically killed in their hometown of Tucson while Levi was attending Alabama. "My favorite number growing up was #32," recalled Wallace. "DeAntae wore #8. So it's $32+8-1=39$." Levi is regularly in touch with Fuller's family and his mother, Patricia Fuller, even attended a Bills game during Wallace's rookie season in 2018. "His family is my family," Wallace said proudly.

"I KNOW HE'S PROUD OF ME"

Wallace didn't have much choice for which team to root for growing up. His father, Walter, a 21-year veteran of the Air Force and Tuscaloosa native, was passionate about the Crimson Tide. Levi attended the University of Alabama and walked on the team. Finally, in 2016, he earned a scholarship. However, on the eve of the spring game that year, his father passed away from ALS and never got to see his son play. Walking off the field a National Champion on year later, Wallace found his mother in the stands and they both pointed up to the sky in honor of Walter. "I know he's proud of me," said Wallace.

THE STAMPEDE

FAVORITE THING TO DO IN BUFFALO:

Go to Woodlawn Beach

FAVORITE MEMORY AS A BILL:

Kyle Williams' retirement

SOMETHING YOU COLLECT:

Watches. I have about 12

FIRST JOB:

Worked at a daycare center that my parents owned

NFL PLAYER YOU HAVE LEARNED THE MOST FROM:

Micah Hyde. He's my mentor. He always has all the right answers

PRE-GAME RITUAL:

Going to dinner with teammate Tremaine Edmunds every Friday night before a game

FAVORITE FOOD:

Salmon

FAVORITE BOOK:

Biblical relationship books

FAVORITE CEREAL AS A KID:

Froot Loops



SKILL YOU WOULD MOST LIKE TO HAVE:

Speak Spanish fluently

FAVORITE MUSICAL ARTIST:

Luther Vandross

MOST FAMOUS PERSON IN YOUR PHONE CONTACTS:

Nick Saban

FAVORITE CARTOON GROWING UP:

Hey Arnold

IF YOU COULD PLAY ANY OTHER SPORT:

Outfielder for the New York Yankees

FAVORITE MOVIE:

Roll Bounce

FAVORITE TV SHOW:

Martin

ONE SUPERPOWER YOU WOULD LIKE TO HAVE:

The ability to run like Flash



LEVI WALLACE CORNERBACK

39

LEVI WALLACE'S NFL REGULAR SEASON DEFENSIVE STATISTICS

		TACKLES										INTERCEPTIONS					FUMBLES			ST				MISC		
DATE	TEAM	GP	GS	TK	S	A	TFL	YDS	SK	YDS	QBH	NO	YDS	LG	TD	PD	FF	FR	YDS	TK	S	A	FF	FR	S	A
2018	Bills	7	7	37	24	13	1	1	0.0	0.0	1	0	0	0	0	3	0	0	0	0	0	0	0	0	0	0
2019	Bills	16	16	76	66	10	4	4	0.0	0.0	0	2	2	2	0	9	0	0	0	0	0	0	0	0	0	0
TOTALS		23	23	113	90	23	5	5	0.0	0.0	1	2	2	2	0	12	0	0	0	0	0	0	0	0	0	0

SINGLE-GAME HIGHS: DEFENSIVE

Total Tackles 8 at Cleveland Browns, Nov 10, 2019
Passes Defensed 2 at New York Jets, Sep 08, 2019
Tackles For Loss 1 at New England Patriots, Dec 21, 2019

Interceptions 1 vs. New York Jets, Dec 29, 2019
Interception Return Yards 2 vs. New York Jets, Dec 29, 2019



BRANDON WALTON

OFFENSIVE TACKLE

79

6-4 **311** **ROOKIE** 

MARCH 18, 1998 (AGE 22)

 **LARGO, FL**

 **SEMINOLE HS**

 **FAU**

 **UDFA: 2020**

SHOUTOUTS

- Played in 44 career games during his four seasons (2016-19) with FAU.
- Earned first-team All-Conference USA honors as a senior in 2019 after playing in 13 games.
- Started at left tackle in the 2019 Cheribundi Boca Raton Bowl and was part of a line that allowed just one sack while the offense tallied 521 yards.
- Earned FAU's 2019 Spring Offensive Lineman "Top Guy" Award.

THE STAMPEDE

Pregame ritual?

Listens to R&B music to calm down

Best piece of advice received?

Be where your feet are, don't worry about the past or future

Favorite food?

Wings and brisket

Who would play him in a movie?

Javale McGee

Proudest achievement?

Getting accepted to college academically



FIRST-AND-10

BRANDON WALTON signed with the Bills as an undrafted free agent following the 2020 NFL Draft out of Florida Atlantic. Walton spent four years at FAU, earning first-team all-conference honors as a senior.

IF YOU HAVEN'T 'HERD'

REUNITED

Bills RB Devin Singletary was one of the most prolific players in Conference-USA during his college career, but he credits a lot of that to the big guys paving the way for him up front. Singletary is now reuniting with one of those offensive linemen with Walton becoming a Bill. "He is kind of like a big brother to me now. He tells me how things are going in the organization and how to conduct myself. Best ways I can contribute in the system. It's cool because you have a familiar face. We have been to battle together, we won a championship together. To come to the next level and be with someone who I've played with and grown up with," said Walton.

A BIG INFLUENCE

Walton has earned a bunch of nicknames related to his size growing up, ranging from Big Goofy to Big Sexy. He embraces the 'big' concept and tries to make a big impact in his community. "Kids in the neighborhood or really any kids can come up to me and ask me questions. I like to bring them along, kind of a like a big brother situation. Those kids will still hit me up today and ask how I'm doing or if I can help them with something."

I'm always happy to help," said Walton.

PERSONAL

The son of Richard and Dawn Lewis. Majored in communications. Also played basketball and ran track in HS.



DAVIS WEBB QUARTERBACK

7

6-5 **225** **3RD YEAR** 

JANUARY 22, 1995 (AGE 25)

 **PROSPER, TX**

 **PROSPER HS**

 **CALIFORNIA**

 **FREE AGENT: 2019**

SHOUTOUTS

- Has played in 10 career preseason games, completing 75-of-132 passes for 726 passing yards and one touchdown.
- Played one season at Cal in 2016 as a graduate transfer from Texas Tech and was honored as a semifinalist for the Davey O'Brien National Quarterback Award and Earl Campbell Tyler Rose Award while picking an honorable mention All-Pac-12 selection. Started all 12 games in his lone season at Cal as a senior and completed 382-of-620 passes (61.6%) for 4,295 yards with 37 passing touchdowns and 12 interceptions for a 135.63 passing efficiency rating.
- Completed 459-of-747 (61.4%) passes for 5,557 yards with 46 touchdown passes and 22 interceptions over 23 games and 14 starts during his three seasons at Texas Tech.
- Named the MVP at the 2017 Reese's Senior Bowl after completing 11-of-16 passes for 165 yards and one touchdown while leading the South to scores on each of the three drives he played in a 16-15 victory over the North.
- As a freshman at Texas Tech set seven Big 12 freshman records, including 400-yard passing games (4), passing yards in a game (462) and passes completed in a game (45).



FIRST-AND-10

DAVIS WEBB originally joined the Bills as a practice squad member at the beginning of the 2019 season and then signed a futures contract at the beginning of the 2020 offseason. Davis entered the NFL in 2017 as a third round pick of the New York Giants, spending the 2017 season with the Giants and then the 2018 season with the New York Jets.

IF YOU HAVEN'T 'HERD'

BACKHAND, TOP SHELF

While Webb has carved out a football career that has led to playing at the highest level, his first sports love was actually another sport: hockey. As a kid growing up in Texas, Webb's family had Dallas Stars Season tickets and he first began skating around the age of 4, shortly after the Stars won the 1999 Stanley Cup.

Three years later, Webb was so smooth on the ice that he scored a game winning goal with .5 seconds left to deliver his Junior Stars team a championship. "Best goal ever," Webb told the NY Daily News in 2017. "I still remember visually pretty good. I remember everything. It was one on one, I got a good pass and I kind of skated wide and kind of out-skated (the goalie). He couldn't back pedal fast enough so I kinda ran by him, I look up there's three seconds, so I knew I couldn't deke and do my favorite move – sell a shot, backhand, top shelf it. I mastered that one in my driveway."

Webb eventually opted to pursue football and gave up his hockey aspirations, but still loves the game and routinely attends Sabres while he is in Buffalo.

PERSONAL

The son of Matt and Donna Webb. Received his bachelor's degree from Texas Tech in exercise and sports science in May of 2016 and began working on his master's degree in public health at Cal.



DAVIS WEBB QUARTERBACK

7

IF YOU HAVEN'T 'HERD'



A CLOSE GROUP

While the Bills quarterback room features faces stretching from Georgia to Texas and California, the group is more tied together than one would think. Webb was mentored at the Elite 11 camp in 2011 by Matt Barkley. Webb then went on and was a counselor at the same camp for rookie QB Jake Fromm in 2016. "It's kind of funny that it worked out that way and we're all on the same team," Webb told *The Buffalo News*. "It's an awesome room. Obviously, Josh has done a great job being a leader of the team and a leader of the room and setting the standard every day."

PUTTING THE WORK IN

Who is the best athlete in the Webb family is probably a serious argument. Davis' mom (Donna) played tennis at Appalachian State and his dad (Matt) played baseball at Texas. Despite his athletic roots, Davis realizes that talent doesn't replace work ethic. "I noticed that the best players were the hardest workers," Davis told *The Daily Cal*. "(My dad) always told us that you better be the best player or the worst player, because if you're in the middle, you're not going to be able to play because coaches' kids get a bad rep. He told me at a young age that I'd have to be the best player, and he pushed me towards it."

THE STAMPEDE

FAVORITE ATHLETE:

Mike Modano

MOST MEMORABLE GAME:

Beating a top 10 Texas team as a senior at Cal

NICKNAMES:

DWebb, Webb-O

FAVORITE SUPERHERO:

Batman

PREGAME RITUAL:

Eat a Snickers

PET PEEVE:

Being late

HIGH SCHOOL SPORTS:

Hockey, football and baseball

FLATS OR DRUMSTICKS:

Drumsticks

FAVORITE MOVIE:

Miracle

BEST PIECE OF ADVICE HE'S RECEIVED:

You can't control everything, but you can control your work ethic

FIRST SPORTS JERSEY:

Brett Favre



MOST FAMOUS

CELLPHONE CONTACT:

Odell Beckham, Jr.

FAVORITE HOBBY AWAY FROM FOOTBALL:

Creating music playlists

FAVORITE CEREAL:

Frosted Flakes with bananas

LITTLE KNOWN FACT:

Played a college football game in Sydney, Australia

PROUDEST ACHIEVEMENT:

Graduating in three years and pursuing a grad degree

BUCKET LIST ITEM

Traveling around Europe

FAVORITE BILLS UNIFORM:

All whites

BIGGEST MENTOR:

His father

FAVORITE APP:

Uber Eats



TRE'DAVIOUS WHITE

CORNERBACK

27

5-11

192

4TH YEAR



JANUARY 16, 1995 (AGE 25)



SHREVEPORT, LOUISIANA



GREEN OAKS HS

LSU LSU



DRAFT: 2017 (1ST RD)

SHOUTOUTS

- Named 2019 First-Team All-Pro, along with being selected to the 2020 Pro Bowl.
- Named AFC Defensive Player of the Week for weeks 7 and 17 of the 2019 season, becoming the first Bill to earn DPOYW honors twice in one season since Mario Williams in 2013.
- Came away with two interceptions (career-high) vs. Cin. (9/22/19) and at Pit. (12/15/19), becoming the first Bills player to have 2 games with 2+ interceptions in a season since Stephon Gilmore in 2016.
- White ranked second among all defenders in the league in limiting opposing passers to a 38.9 QB rating in 2019 (min. 60 targets). He also did not allow a TD in 2019.
- Since 2017, White is ranked second amongst all NFL defenders with 13 second half takeaways.
- White tied for the lead league with 6 interceptions in 2019.
- White tied for fourth in the league among all defensive players with 17 passes defended in the 2019 season.



FIRST-AND-10

TRE'DAVIOUS WHITE is entering his fourth season with the Buffalo Bills after being selected in the first round of the 2017 draft out of LSU. Through his first three seasons in Buffalo, White logged 180 tackles, 12 interceptions, 2 forced fumbles and 2 fumble recoveries.

IF YOU HAVEN'T 'HERD'

HOMETOWN HERO

White was born and raised in Shreveport, Louisiana on a street known as Cooper Road. The street is known for gangs and violence and those who are from there will tell you that the biggest challenge is finding a path away from the violence.

White however, was determined to make a name for himself and set an example for those looking for a role model in Shreveport. He was his high school valedictorian and earned a scholarship to LSU. Now a starting cornerback in the NFL, he continues to follow through on his promise to give back to the community.

During the 2018 offseason, White returned to host the town's first free football camp. During the 2017 season, he handed out new Adidas shoes to school children who were nominated by his alma mater's faculty and gave out gifts during the holidays.

PERSONAL

Born January 16, 1995 in Shreveport, Louisiana, Tre'Davious is the son of David White and LaShawnita Ruffins. White and his girlfriend Ikea have two sons, Tre'Davious Jr. and Tristen. He graduated from LSU with a degree in Sports Administration.



TRE'DAVIOUS WHITE CORNERBACK

27

IF YOU HAVEN'T 'HERD'



NUMBER CHANGE

During White's freshman and sophomore seasons at LSU, he wore #16, before switching to #18 for his junior and senior seasons. The number change didn't just happen, it was one he had to earn.

#18 at LSU has traditionally gone to a player who has success both on and off the field, along with having a selfless attitude. White was voted on by his teammates to wear the number for his final two seasons as a Tiger.

FAMILY MAN

Tre'Davious and his girlfriend, Ikea, celebrated the birth of their son, Tre'Davious Jr., just days after the cornerback was drafted to the Bills in late April of 2017 and the couple welcomed their second son, Tristen, in September 2019.

In the 2018 offseason, Tre'Davious bought his mother, LaShawnita Ruffins, a house for all the sacrifices she made for him and his siblings while growing up. The house is in the family's hometown in Louisiana.

THE STAMPEDE

MOST MEMORABLE GAME:

Sophomore year at LSU against Ole Miss

IF YOU COULD PLAY ANOTHER SPORT:

Basketball

FAVORITE MUSICAL ARTIST:

Lil Wayne

NUMBER SIGNIFICANCE:

#27 for being the 27th draft pick on the 27th of April

FIRST JOB:

Cutting lawns

HIGH SCHOOL SPORTS:

Track and basketball

NICKNAMES:

Baby Shaq because he looked like his father

PROUDEST ACHIEVEMENT:

Graduating and son

HOBBIES:

Likes to play with insects with his son and race leaves down a creek

FIRST SPORTS JERSEY:

Allen Iverson



FAVORITE VACATION SPOT:

Cancun

FAVORITE APP:

Temple Run

FAVORITE TV SHOW:

iCarly

BUCKET LIST ITEM:

To go skydiving

PET PEEVE:

When people don't wash their hands

FAVORITE BUFFALO RESTAURANT:

716

FAVORITE MOMENT AS A BILL:

Interception against Kansas City in 2017

LEARNED THE MOST FROM:

Lorenzo Alexander



TRE'DAVIOUS WHITE'S NFL REGULAR SEASON DEFENSIVE STATISTICS

		TACKLES										INTERCEPTIONS					FUMBLES			ST				
DATE	TEAM	GP	GS	TK	S	A	TFL	YDS	SK	YDS	QBH	NO	YDS	LG	TD	PD	FF	FR	YDS	TK	S	A	FF	FR
2017	Bills	16	16	69	53	16	3	3	0.0	0.0	0	4	86	63	0	18	1	2	52	0	0	0	0	0
2018	Bills	16	16	54	44	10	1	5	0.0	0.0	0	2	37	37	0	8	0	0	0	0	0	0	0	0
2019	Bills	15	15	58	48	10	4	15	1.0	9.0	1	6	57	49	0	17	2	0	0	0	0	0	0	0
TOTALS		47	47	181	145	36	8	23	1.0	9.0	1	12	180	63	0	43	3	2	52	0	0	0	0	0

TRE'DAVIOUS WHITE'S NFL POSTSEASON DEFENSIVE STATISTICS

		TACKLES										INTERCEPTIONS					FUMBLES			ST				
DATE	TEAM	GP	GS	TK	S	A	TFL	YDS	SK	YDS	QBH	NO	YDS	LG	TD	PD	FF	FR	YDS	TK	S	A	FF	FR
2017	Bills	1	1	1	0	1	0	0	0.0	0.0	0	0	0	0	0	1	0	0	0	0	0	0	0	0
2019	Bills	1	1	5	4	1	0	0	0.0	0.0	0	0	0	0	0	1	0	0	0	0	0	0	0	0
TOTALS		2	2	6	4	2	0	0	0.0	0.0	0	0	0	0	0	1	1	0	0	0	0	0	0	0

SINGLE-GAME HIGHS: DEFENSIVE

Total Tackles 8 at New York Giants, Sep 15, 2019

Sacks 1.0 vs. Washington Redskins, Nov 03, 2019

Passes Defensed 4 vs. Denver Broncos, Nov 24, 2019

Forced Fumbles 1 vs. Miami Dolphins, Oct 20, 2019

Fumble Recoveries 1 vs. Tampa Bay Buccaneers, Oct 22, 2017

Tackles For Loss 2 at Carolina Panthers, Sep 17, 2017

Interceptions 2 at Pittsburgh Steelers, Dec 15, 2019



DARYL WILLIAMS

OFFENSIVE LINEMAN

75

6-6

330

6TH YEAR



AUGUST 31, 1992 (AGE 27)



CORINTH, TX



LAKE DAVIS HS



OKLAHOMA



FREE AGENT: 2020

SHOUTOUTS

- Has started 41-of-56 career games played and was named Second-team All-Pro in 2017.
- As a rookie in 2015, played in 10 regular season games for a Panthers team that went on to play in Super Bowl 50. Played in all three of the Panthers post-season contests and started on their offensive line in the Super Bowl.
- In 2017, started all 16 games and the Panthers playoff contest at NO (1/7/18). During the regular season, played in all 1,066 snaps possible.
- Was injured in 2018 and only played in one game, but bounced back in 2019 by playing in all 16 games for the Panthers and starting 12.
- Was a three-year starter and three-time All-Big 12 Conference honoree at Oklahoma. Played in 45 games with 37 starts, making all but one start at right tackle. Named a First-team All-Big 12 Conference selection as a senior in 2014.



FIRST-AND-10

DARYL WILLIAMS joins the Bills in 2020 after spending the first five seasons of his career with the Carolina Panthers (2015-19). He originally entered the NFL in 2015 as a fourth round pick of the Panthers.

IF YOU HAVEN'T 'HERD'

MOMMA THE ROLE MODEL

Williams has had a strong guiding influence his entire life, his mother Lameca. Lameca first became a mother at just 14-years-old, but continued on to earn three degrees. All three of her kids were required to keep up in school, sports and church and each had to play at least two sports each. With all of that going on, Lameca maintained her focus on continuing to educate herself. "I remember her being on her laptop a lot," Williams told The Charlotte Observer. "And doing a lot of homework."

"I did not sleep a lot. Coffee was my best friend," Lameca added. "But I did not let my decisions in life compromise what I had to do for them as a mother." Because of his mom's commitment, Daryl was left with a lasting impression of how important school work is. "It's crazy," Williams said. "I think she had my brother when she was 14. Being able to take care of him and then the rest of us when we came along, that says a lot by itself. It says a lot about her character."

PERSONAL

Son of Daryl Williams, Sr. and Lameca Hindman. Married to Amber Williams. Majored in human relations at Oklahoma.

GAMES PLAYED/STARTED

2015 (CAR, 10/2), 2016 (CAR, 13/10), 2017 (CAR, 16/16), 2018 (CAR, 1/1), 2019 (CAR, 16/12) ... Totals (56/41). Playoffs: 2015 (CAR, 3/1), 2017 (CAR, 1/1) ... Totals (4/2)



DUKE WILLIAMS

WIDE RECEIVER

82

6-3 225 2nd YEAR 

MAY 13, 1993 (AGE 27)



RESERVE, LA



EAST ST. JOHN HS



AUBURN



FREE AGENT: 2019

SHOUTOUTS

- Notched his first career 100-yard receiving day vs. NYJ (12/29/19). Hauled in six passes for 108 yards.
- Caught a game-winning 7-yard touchdown pass vs. Ten. (10/6/19). He finished his debut game with 4 receptions for 29 yards.
- In 31 games in the CFL, Williams recorded 134 receptions for 2,294 yards and 15 touchdowns.
- Led the CFL in 2018 with 1,579 receiving yards and tied for the league lead with 11 receiving touchdowns on 88 receptions en route to being named a CFL All-Star. Had a season-high 172 yards and a touchdown against Grey Cup Champions, Calgary (9/8/18). Williams was also named a Shaw CFL Top Performer of the Month for June and July for his performances.
- In his first season in the CFL in 2017, Williams caught 46 passes for 715 yards and four touchdowns.
- Was rated the No. 1 junior college prospect while at Mississippi Gulf Coast Community College after totaling 118 receptions for 2,028 yards and 26 touchdowns before transferring to Auburn.



FIRST-AND-10

DUKE WILLIAMS was promoted to the active roster prior to Week 5 after spending the first four weeks of the season on the team's practice squad. He originally joined the Bills on January 7, 2019 as a reserve/future signing. Before joining the Bills, Williams spent two seasons with the Edmonton Eskimos and spent training camp in 2016 with the St. Louis Rams. Prior to beginning his professional career, he played at Mississippi Gulf Coast CC from 2012-13 and Auburn in 2015.

IF YOU HAVEN'T 'HERD'

FAMILY MATTERS

Williams grew up in Louisiana and California in a large family. He is the youngest of eight kids, with the oldest being 17 years older than him. Despite the age difference, he is extremely close with his family. With all eight children in a single household, sometimes times were tough and Williams had to work to stay on a straight path. When asked what the biggest obstacle he had to overcome in his lifetime, he said his childhood.

"Not many people would make it out from where I came from," Williams said. "I had to overcome a lot." Despite outside influences, Williams is pursuing his NFL dream, but remembers his background to remain grounded. He is inspired by his mother, Jamie, who makes sure he understands his wrongs and continues to motivate him.

PERSONAL

The son of Jamie and Edward Williams, Duke is one of eight children. He earned a junior college degree in Kinesiology. Full name is D'haquille Williams.



DUKE WILLIAMS WIDE RECEIVER

82

THE STAMPEDE

MOST FAMOUS PERSON IN PHONE CONTACTS:

Josh Allen

FAVORITE MUSICAL ARTIST:

Drake

HOBBIES:

Training 17 year old twin nephews

FAVORITE FOOD:

Red beans and rice with smothered chicken

BIGGEST PET PEEVE:

People making a lot of noise when others sleep

DO YOU COLLECT ANYTHING:

Used to collect wristbands

FAVORITE VACATION SPOT:

Los Angeles

FAVORITE MOVIE:

Shrek

FAVORITE BOOK:

Bernstein Bears from when he was a kid

FAVORITE CEREAL:

Cinnamon Toast Crunch



BEST ADVICE YOU'VE BEEN GIVEN:

Stay humble and stay patient.

LATE NIGHT SNACK:

Hot Cheetos

FAVORITE TV SHOW:

Wayne Brothers

FAVORITE CARTOON GROWING UP:

Bugs Bunny

FAVORITE APP:

World Star

PLAYER YOU'VE LEARNED THE MOST FROM:

Kenny Stafford, Derel Walker, Vidal Hazelton

FAVORITE OLYMPIC SPORT:

Track

ONE SKILL YOU WOULD LIKE TO HAVE:

Juggling

DUKE WILLIAMS' NFL REGULAR SEASON RUSHING/RECEIVING STATISTICS

DATE	TEAM	GP	GS	RECEIVING					RUSHING				
				NO.	YDS	AVG	LG	TD	NO.	YDS.	AVG.	LG	TD
2016	Rams	0	0	0	0	0.0	0	0	0	0	0.0	0	0
2017	Rams	0	0	0	0	0.0	0	0	0	0	0.0	0	0
2019	Bills	4	3	12	166	13.8	41	1	0	0	0.0	0	0
TOTALS		4	3	12	166	13.8	41	1	0	0	0.0	0	0

DUKE WILLIAMS' NFL POSTSEASON RUSHING/RECEIVING STATISTICS

DATE	TEAM	GP	GS	RECEIVING					RUSHING				
				NO.	YDS	AVG	LG	TD	NO.	YDS.	AVG.	LG	TD
2017	Rams	0	0	0	0	0.0	0	0	0	0	0.0	0	0
2019	Bills	1	0	4	49	12.3	20	0	0	0	0.0	0	0
TOTALS		1	0	4	49	12.3	20	0	0	0	0.0	0	0

SINGLE-GAME HIGHS: RUSHING/RECEIVING

Receptions

6 vs. New York Jets, Dec 29, 2019

Receiving Yards

108 vs. New York Jets, Dec 29, 2019

Longest Receptions

41 vs. New York Jets, Dec 29, 2019

Receiving TDs

1 at Tennessee Titans, Oct 06, 2019

All-purpose yards

108 vs. New York Jets, Dec 29, 2019

Most TDs

1 at Tennessee Titans, Oct 06, 2019



BRIAN WINTERS

GUARD

63

6-4 **320** **8TH YEAR**

JULY 10, 1991 (AGE 29)

HUDSON, OHIO

HUDSON HS

KENT STATE

FA: 2020

SHOUTOUTS

- Has appeared in 89 career games with 79 starts in seven seasons during his NFL career.
- Saw action at both right and left guard during his time with the Jets.
- Appeared in nine games with nine starts in 2019 before landing on injured reserve with a shoulder injury.
- Started all 16 games for the first time in his career in 2018, holding down the right guard position for a Jets offensive line that finished in the top three in the NFL in sacks allowed.
- Started 13 games in 2017 and in 2016 for the Jets at the right guard position.
- Saw action in all 16 games with 10 starts in 2015.
- Started all six games he appeared in during the 2014 season after playing in all 16 with 12 starts as a rookie in 2013.
- Started in 50 games during his collegiate career at Kent State, which set a school record. During his time as a Golden Flash, Winters saw action at right tackle, right guard and left tackle.



FIRST-AND-10

BRIAN WINTERS is entering his first season in Buffalo in 2020 after spending the 2013-19 seasons with the Jets. He originally entered the NFL as a third round pick (72nd overall) to the Jets out of Kent State in 2013.

IF YOU HAVEN'T 'HERD'

A NEW WAY TO WORKOUT

NFL offensive lineman usually explore new ways to build strength in the offseason. In the 2017 offseason, Winters took it to another level.

According to the Record Courier, "Following an intense one-hour workout in the M.A.C. Center weight room, the Hudson native drove his 3,800-pound Ford F350 Lariat Super Duty pickup truck to the KSU Field House parking lot so he could pull it and push it under the watchful eye of personal trainer Rhen Vail.

Winters purchased a special harness with straps that attached him to hooks on his truck's front bumper, then pulled it across the parking lot -- first while facing the massive vehicle, then with his back to it. He then pushed his mechanical foe back across the lot while Vail steered and shouted encouragement when Winters' pace slowed slightly on a few occasions."

"Works every muscle," said Winters. "I probably won't be able to walk tomorrow. I actually used to push my truck when I played at Kent State," he said. "(His current truck) is smaller, but it's heavier. This one has six wheels."

PERSONAL

The son of Stefani and Bill Winters. Winters and his wife Jenny have a son named Nash.

GAMES PLAYED/STARTED

2013 (NYJ, 16/12), 2014 (NYJ 6/6), 2015 (NYJ 16/10), 2016 (NYJ, 14/14), 2017 (NYJ 13/13), 2018 (NYJ 16/16), 2019 (NYJ 9/9)...Totals (90/80)



T.J. YELDON

RUNNING BACK

22

6-1 223 6th YEAR 

OCTOBER 2, 1993 (AGE 26)



DAPHNE, AL



DAPHNE HS



ALABAMA



FREE AGENT: 2019

SHOUTOUTS

- Yeldon totaled four receptions for 68 yards, with an average of 17 yards per reception vs NE (9/29/19).
- Recorded 30 rushing yards on eight attempts and two receptions for 19 receiving yards vs Cin. (9/22/19).
- Led the Jaguars in scrimmage yards in 2018, totaling 901 yards from scrimmage on 159 touches.
- During his rookie season in 2015, he ran for 740 yards, which at the time was the most by a Jaguars rookie in a single season since Maurice-Jones Drew in 2006.
- While at Alabama, finished fourth in school history with 3,222 career rushing yards and third with 37 career rushing touchdowns. He also became the fifth player in Alabama history to rush for 1,000+ yards in multiple seasons.



FIRST-AND-10

T.J. YELDON is entering his second season with the Bills after spending the first four seasons of his career with the Jacksonville Jaguars. Yeldon originally entered the NFL as a second round pick (36th overall) out of Alabama with the Jaguars in 2015.

IF YOU HAVEN'T 'HERD'

SILENT ASSASSIN

Some people talk the talk in order to walk the walk. Yeldon however just walks the walk. Although Yeldon has become a successful NFL player, he rarely talks about his success. Instead he likes to let his on-field performance speak for itself.

"There are some guys that enjoy grabbing the mic and talking and some guys would rather get dressed and go to practice and talk to his teammates," Daphne Head Coach Glenn Vickery told *Al.com*. "And that's how T.J.'s always been when I've been around."

Bart Sessions, an assistant coach at Daphne, agrees that Yeldon lets his actions speak for him. "To be honest, I wish more guys that are as talented as him would behave the way he does. You're not going to see him hot dogging and showing out, showboating. That's not his nature. He's a humble young man with great parents. They raised him to go work hard and do your best and the kid's made a career out of it and really about to make a serious career out of it, I believe."

PERSONAL

The son of Kim and Timothy Yeldon. He has a brother, Brandon and a sister, Tamika. He is cousins with former NFL quarterback, Pat White.



IF YOU HAVEN'T 'HERD'



GAME WINNING TOUCHDOWN

The one game that Yeldon will never forget is against LSU his freshman year (11/3/12). After trailing 17-14 with 1:00 left in the 4th quarter, Alabama's back-to-back championship chances were slipping away. Yeldon then made the biggest play of game by scoring a 28-yard screen pass. The touchdown would put Alabama up 21-17 and LSU wouldn't be able to recover. Yeldon finished the game with 11 rushing attempts for 76 yards and one reception for a 28 yard touchdown.

GIVING BACK TO THE LESS FORTUNATE

Growing up in Alabama, Yeldon attended the Boys and Girls Club. Yeldon doesn't forget where he came from and upon entering the NFL holds back to school giveaways to the same Boys and Girls Club he attended as a youth. He gives away school supplies, book-bags and food for families in need.

In addition to his giveaway, he also participated in My Cause, My cleats last season and dedicated his cause to Boys and Girls. He stated they had a big impact on his life.

THE STAMPEDE

IF YOU COULD TAKE AN ANIMAL HOME FROM THE ZOO TO BE YOUR PET:

Liger

BEST ADVICE YOU'VE BEEN GIVEN:

Never get too complacent

FAVORITE MUSICAL ARTIST:

Future

LATE NIGHT SNACK:

A smoothie

FAVORITE MEAL:

Pizza

FAVORITE CEREAL AS A KID:

Cinnamon Toast Crunch

DO YOU HAVE ANY UNIQUE TALENTS:

Can cook really well

FAVORITE MOVIE:

Never Back Down

BIGGEST OBSTACLE YOU HAD TO OVERCOME:

The passing of his grandmother

FAVORITE CARTOON CHARACTER:

SpongeBob SquarePants



SPORTING EVENT HE'D WANT TO ATTEND:

NBA Finals

FAVORITE BOOK:

Harry Potter

PROUDEST ACHIEVEMENT:

Buying his parents a house

WHAT PLAYER HAVE YOU LEARNED THE MOST FROM IN THE NFL:

Chris Ivory

FAVORITE VACATION SPOT:

Anywhere with a beach

ONE MUSICAL ARTIST HE'D WANT TO SEE IN CONCERT:

Tupac

FIRST SPORTS JERSEY:

Mike Vick



T.J. YELDON'S NFL REGULAR SEASON RUSHING/RECEIVING STATISTICS

				RUSHING					RECEIVING				
DATE	TEAM	GP	GS	NO.	YDS.	AVG.	LG	TD	NO.	YDS	AVG	LG	TD
2015	Jaguars	12	12	182	740	4.1	45	2	36	279	7.8	67	1
2016	Jaguars	15	13	130	465	3.6	16	1	50	312	6.2	17	1
2017	Jaguars	10	0	49	253	5.2	58†	2	30	224	7.5	20	0
2018	Jaguars	14	5	104	414	4.0	20	1	55	487	8.9	37	4
2019	Bills	6	0	17	63	3.7	12	0	13	124	9.5	23	0
TOTALS		57	30	482	1,935	4.0	58†	6	184	1,426	7.8	67	6

T.J. YELDON'S NFL POSTSEASON RUSHING/RECEIVING STATISTICS

				RUSHING					RECEIVING				
DATE	TEAM	GP	GS	NO.	YDS.	AVG.	LG	TD	NO.	YDS	AVG	LG	TD
2017	Jaguars	2	0	10	45	4.5	12	1	5	63	12.6	40	0
2019	Bills	0	0	0	0	0.0	0	0	0	0	0.0	0	0
TOTALS		2	0	10	45	4.5	12	1	5	63	12.6	40	0

SINGLE-GAME HIGHS: RUSHING/RECEIVING

Rush Attempts 25 vs. Miami Dolphins, Sep 20, 2015
Rushing Yards 122 at Indianapolis Colts, Oct 22, 2017
Longest Runs 58† at Indianapolis Colts, Oct 22, 2017
Rushing TDs 1 vs. New York Jets, Sep 30, 2018
Receptions 8 at Kansas City Chiefs, Oct 07, 2018
Receiving Yards 83 vs. Philadelphia Eagles, Oct 28, 2018

Longest Receptions 67 at Tennessee Titans, Dec 06, 2015
Receiving TDs 1 vs. Houston Texans, Oct 21, 2018
All-purpose yards 137 at Indianapolis Colts, Oct 22, 2017
Miscellaneous Tackles 2 vs. Houston Texans, Oct 21, 2018
Most TDs 2 vs. New York Jets, Sep 30, 2018



STATS

BILLS FOOTBALL



2019 STATS

RUSHING	NO.	YDS	AVG	LG	TD
D.Singletery	151	775	5.1	38	2
F.Gore	166	599	3.6	41	2
J.Allen	109	510	4.7	36	9
T.Yeldon	17	63	3.7	12	0
I.McKenzie	8	49	6.1	16	0
R.Foster	2	29	14.5	22	0
D.Knox	1	9	9.0	9	0
P.DiMarco	3	7	2.3	4	0
J.Brown	2	7	3.5	4	0
A.Roberts	1	7	7.0	7	0
S.Perry	3	3	1.0	6	0
M.Barkley	2	-4	-2.0	0	0
BILLS	465	2054	4.4	41	13
OPPONENTS	388	1649	4.3	65†	12

RECEIVING	NO.	YDS	AVG	LG	TD
J.Brown	72	1060	14.7	53†	6
C.Beasley	67	778	11.6	51	6
D.Singletery	29	194	6.7	49	2
D.Knox	28	388	13.9	49	2
I.McKenzie	27	254	9.4	46	1
T.Yeldon	13	124	9.5	23	0
F.Gore	13	100	7.7	18	0
D.Williams	12	166	13.8	41	1
T.Sweeney	8	114	14.3	29	0
Z.Jones	7	69	9.9	23	0
T.Kroft	6	71	11.8	20	1
P.DiMarco	5	41	8.2	27	0
L.Smith	4	31	7.8	9	1
R.Foster	3	64	21.3	24	0
A.Roberts	3	20	6.7	7	0
S.Perry	1	1	1.0	1	0
D.Dawkins	1	1	1.0	1†	1
BILLS	299	3476	11.6	53†	21
OPPONENTS	348	3421	9.8	61†	15

	Q1	Q2	Q3	Q4	OT	PTS
BILLS	43	107	55	109	0	314
OPPONENTS	52	61	66	80	0	259

PASSING	ATT	CMP	YDS	CMP%	YDS/ATT	TD	TD%	INT	INT%	LG	SACK	LOST	RAT
J.Allen	461	271	3089	58.8%	6.7	20	4.3%	9	2.0%	53†	38	237	85.3
M.Barkley	51	27	359	52.9%	7.0	0	0.0%	3	5.9%	41	2	10	51.0
J.Brown	1	1	28	100.0%	28.0	1	100.0%	0	0.0%	28†	0	0	158.3
BILLS	513	299	3476	58.3%	6.8	21	4.1%	12	2.3%	53†	40	247	82.8
OPPONENTS	553	348	3421	62.9%	6.2	15	2.7%	14	2.5%	61†	44	298	78.8

TEAM STATS	BILLS	OPP
Total First Downs	314	295
Rushing	120	93
Passing	162	169
Penalty	32	33
3rd Down: Made/Att	76/212	76/212
3rd Down Pct.	35.8%	35.8%
4th Down: Made/Att	8/18	8/21
4th Down Pct.	44.4%	38.1%
Possession Avg.	29:59	30:01
Total Net Yards	5283	4772
Avg. Per Game	330.2	298.3
Total Plays	1018	985
Avg. Per Play	5.2	4.8
Net Yards Rushing	2054	1649
Avg. Per Game	128.4	103.1
Total Rushes	465	388
Net Yards Passing	3229	3123
Avg. Per Game	201.8	195.2
Sacked/Yards Lost	40/247	44/298
Gross Yards	3476	3421
Attempts/Completions	513/299	553/348
Completion Pct.	58.3%	62.9%
Had Intercepted	12	14
Punts/Average	80/41.4	84/44.7
Net Punting Avg.	37.7	40.8
Penalties/Yards	117/927	94/815
Fumbles/Ball Lost	23/7	24/9
Touchdowns	35	30
Rushing	13	12
Passing	21	15
Returns	1	3



2019 DEFENSIVE STATS

PLAYER	Tack	Solo	Ast	Sack	Yds	INT	Yds	PD	TFL	QBH	FF	FR	TD
Tremaine Edmunds	115	66	49	1.5	11.5	1	0	9	10	4	0	0	0
Jordan Poyer	105	69	36	1.0	5.0	2	0	3	4	1	4	3	0
Matt Milano	100	64	36	1.5	12.5	0	0	9	7	7	1	1	0
Levi Wallace	76	66	10	0.0	0.0	2	2	9	4	0	0	0	0
Micah Hyde	72	50	22	0.0	0.0	1	0	3	1	1	2	1	0
Tre'Davious White	57	47	10	1.0	9.0	6	57	17	4	1	1	0	0
Lorenzo Alexander	50	31	19	2.0	13.0	0	0	9	4	9	1	0	0
Taron Johnson	50	39	11	1.0	7.0	0	0	5	2	1	1	0	0
Ed Oliver	43	24	19	5.0	39.0	0	0	2	5	8	1	0	0
Trent Murphy	36	24	12	5.0	32.0	1	0	3	9	9	2	2	0
Shaq Lawson	32	21	11	6.5	49.5	0	0	2	12	18	1	0	0
Kevin Johnson	32	23	9	1.0	2.0	0	0	5	1	1	0	0	0
Jordan Phillips	31	25	6	9.5	71.5	0	0	0	13	16	1	0	0
Siran Neal	27	20	7	0.0	0.0	0	0	0	2	0	0	0	0
Jerry Hughes	23	14	9	4.5	27.5	0	0	3	6	9	0	1	0
Star Lotulelei	19	12	7	2.0	4.0	1	2	1	3	3	0	0	0
Darryl Johnson	11	6	5	1.0	4.0	0	0	0	2	2	0	0	0
Corey Liuget	10	7	3	1.0	6.0	0	0	0	4	1	0	0	0
Dean Marlowe	9	9	0	0.0	0.0	0	0	1	0	0	0	0	0
Maurice Alexander	8	6	2	0.0	0.0	0	0	0	0	0	0	0	0
Vincent Taylor	6	6	0	0.0	0.0	0	0	1	1	0	0	0	0
Corey Thompson	5	2	3	0.0	0.0	0	0	0	1	0	0	0	0
Julian Stanford	3	2	1	0.0	0.0	0	0	0	0	0	0	0	0
Kyle Peko	4	1	3	0.0	0.0	0	0	0	0	0	0	0	0
Harrison Phillips	3	1	2	0.5	4.5	0	0	2	0	1	0	0	0
Jaquan Johnson	3	3	0	0.0	0.0	0	0	0	0	0	0	0	0
Kurt Coleman	2	2	0	0.0	0.0	0	0	0	1	0	0	0	0
TOTALS	932	640	292	44.0	298.0	14	61	84	96	92	15	8	0

SACKS	
Jordan Phillips	9.5
Shaq Lawson	6.5
Trent Murphy	5.0
Ed Oliver	5.0
Jerry Hughes	4.5
Lorenzo Alexander	2.0
Star Lotulelei	2.0
Tremaine Edmunds	1.5
Matt Milano	1.5
Darryl Johnson	1.0
Kevin Johnson	1.0
Taron Johnson	1.0
Corey Liuget	1.0
Jordan Poyer	1.0
Tre'Davious White	1.0
Harrison Phillips	0.5
BILLS	44.0
OPPONENTS	40.0

INDIVIDUAL SINGLE-GAME BESTS					
TACKLES	13 by M. Milano vs. PHI (10/27)				
TACKLES FOR LOSS (most recent)	3 by M. Milano vs. PHI (10/27)				
PASSES DEFENSED (most recent)	4 by T. White vs. DEN (11/24)				
INTERCEPTIONS (most recent)	2 by T. White at PIT (12/15)				
FORCED FUMBLES (most recent)	1 by J. Poyer at NE (12/21)				
FUMBLE RECOVERIES (most recent)	1 by M. Hyde at NE (12/21)				
ST TACKLES	3 by S. Neal at NYG (9/15)				
INTERCEPTIONS	No	Yds	Avg	LG	TD
T.White	6	57	9.5	49	0
L.Wallace	2	2	1.0	2	0
J.Poyer	2	0	0.0	0	0
S.Lotulelei	1	0	0.0	0	0
T.Murphy	1	0	0.0	0	0
T.Edmunds	1	0	0.0	0	0
M.Hyde	1	0	0.0	0	0
BILLS	14	59	4.2	49	0
OPPONENTS	12	159	13.3	33	1



2019 SPECIAL TEAMS STATS

SPECIAL TEAMS SNAP COUNTS

Julian Stanford	297	72%
Darryl Johnson	277	67%
Siran Neal	242	58%
Lorenzo Alexander	235	57%
Kevin Johnson	232	56%
Kurt Coleman	210	51%
Senorise Perry	194	47%
Corey Thompson	188	45%
Jaquan Johnson	181	44%
Robert Foster	157	38%
Patrick DiMarco	156	38%
Corey Bojorquez	144	35%
Reid Ferguson	143	35%
Stephen Hauschka	134	32%
Jordan Poyer	132	32%
Maurice Alexander	130	31%
Andre Roberts	121	29%
Matt Milano	112	27%
Dean Marlowe	90	22%
Tre'Davious White	77	19%
Dawson Knox	76	18%
Tyler Kroft	71	17%
Lee Smith	71	17%
Taron Johnson	67	16%
Trent Murphy	64	15%
Micah Hyde	62	15%
Quinton Spain	61	15%
Tremaine Edmunds	61	15%
Dion Dawkins	60	14%
Cody Ford	59	14%
Jon Feliciano	56	14%
Spencer Long	54	13%
Jordan Phillips	47	11%
Star Lotulelei	46	11%
T.J. Yeldon	39	9%
Ty Nsekhe	36	9%
Shaq Lawson	29	7%
Levi Wallace	29	7%
Ryan Bates	27	7%
Isaiah McKenzie	22	5%
Duke Williams	18	4%
Ed Oliver	16	4%
Zay Jones	14	3%
Corey Liuget	10	2%
Jerry Hughes	8	2%
Vincent Taylor	8	2%
Harrison Phillips	7	2%
Tommy Sweeney	5	1%
Ike Boettger	4	1%
Kyle Peko	4	1%
Cole Beasley	3	1%

KICK RETURNS	No.	Yds	Avg	Long	TD
A.Roberts	25	664	26.6	66	0
I.McKenzie	3	65	21.7	24	0
M.Hyde	2	47	23.5	45	1
P.DiMarco	1	24	24.0	24	0
S.Perry	1	2	2.0	2	0
BILLS	32	802	25.1	66	1
OPPONENTS	30	691	23.0	101†	1

PUNT RETURNS	No.	FC	Yds	Avg	LG	TD
A.Roberts	28	15	223	8.0	22	0
M.Hyde	3	5	16	5.3	10	0
I.McKenzie	1	1	4	4.0	4	0
BILLS	32	21	243	7.6	22	0
OPPONENTS	18	26	157	8.7	60	0

PUNTING	No.	Yds	Avg	Net	TB	IN	LG	BK
C.Bojorquez	79	3313	41.9	37.7	7	34	67	1
BILLS	80	3313	41.4	37.7	7	34	67	1
OPPONENTS	84	3751	44.7	40.8	4	27	63	0

SCORING	PAT	FG	2P	PTS
S.Hauschka	30/32	22/28	0	96
BILLS	30/32	22/28	3	314
OPPONENTS	21/25	16/26	4	259

FIELD GOALS	1-19	20-29	30-39	40-49	50+
S.Hauschka	0/0	5/5	7/8	9/10	1/5
BILLS	0/0	5/5	7/8	9/10	1/5
OPPONENTS	0/0	4/4	6/10	5/8	1/4

GAME-BY-GAME FIELD GOAL ATTEMPTS

Hauschka: (43G), (None), (34G, 45G, 62WL), (46G, 49WL), (None), (39G, 43G, 45G), (53WR), (42G), (34WL, 53WL), (51G, 34G, 21G), (39G, 23G), (50WR, 41G, 26G), (36G, 47G, 48G), (36G), (35G), (28G, 29G)
OPP: (45WR), (48WL), (43G), (23G), (50 WL, 36WR, 33B, 53 WL), (None), (37G), (29G, 33G, 39G), (27G, 47G), (None), (45G), (35B, 47WR), (36G), (49G), (36G, 51G, 20G), (51WL, 30G, 34WR, 47G)

SPECIAL TEAMS TACKLES

Siran Neal	9
Senorise Perry	6
Lorenzo Alexander	5
Jaquan Johnson	5
Julian Stanford	5
Robert Foster	4
Darryl Johnson	4
Kevin Johnson	4
Maurice Alexander	3
Jordan Poyer	3
Dean Marlowe	2
Corey Thompson	2
Kurt Coleman	1
Reid Ferguson	1
Matt Milano	1



2019 GAME-BY-GAME STATISTICS

BILLS		FIRST DOWNS				OFFENSE				NET PASSING				NET RUSHING				PEN.		FUMBLES				
DATE	OPP	T	R	P	PN	PLAYS	YDS	AVG	ATT	OMP	IN	YDS	TD	SK	YDS	ATT	YDS	AVG	TD	NO	YDS	NO	LOST	TOP
Sep. 8	at NYJ	23	8	11	4	63	370	5.90	37	24	2	242	1	1	12	25	128	5.10	1	7	55	2	2	27:59
Sep. 15	at NYG	24	8	13	3	67	388	5.80	30	19	0	237	1	3	16	34	151	4.40	3	9	65	0	0	32:38
Sep. 22	Cin.	25	11	12	2	73	416	5.70	36	23	1	241	1	1	2	36	175	4.90	1	7	55	3	1	36:54
Sep. 29	NE	23	6	13	4	71	375	5.30	44	22	4	240	0	5	40	22	135	6.10	1	8	76	2	0	32:40
Oct. 6	at Ten.	18	5	12	1	63	313	5.00	32	23	1	204	2	4	15	27	109	4.00	0	11	78	0	0	31:12
Oct. 20	Mia.	17	5	10	2	51	305	6.00	26	16	0	188	2	2	14	23	117	5.10	0	9	83	0	0	26:29
Oct. 27	Phi.	16	5	9	2	58	253	4.40	34	16	0	155	2	4	14	20	98	4.90	0	8	57	3	1	24:03
Nov. 3	Was.	18	10	7	1	61	268	4.40	20	14	0	146	1	2	14	39	122	3.10	2	2	20	2	0	31:47
Nov. 10	at Cle.	20	6	12	2	62	344	5.50	41	22	0	260	0	1	6	20	84	4.20	2	7	40	1	0	28:14
Nov. 17	at Mia.	22	9	12	1	67	424	6.30	33	21	0	256	3	0	0	34	168	4.90	1	5	50	2	0	30:09
Nov. 24	Den.	22	13	8	1	73	424	5.80	25	15	1	180	2	1	5	47	244	5.20	0	12	90	1	0	35:04
Nov. 28	at Dal.	22	8	11	3	63	356	5.70	25	20	0	232	2	4	27	34	124	3.60	1	7	53	1	0	33:18
Dec. 8	Bal.	16	4	7	5	68	209	3.10	39	17	0	105	1	6	41	23	104	4.50	0	5	49	2	1	27:11
Dec. 15	at Pitt.	17	10	7	0	64	261	4.10	25	13	1	131	1	1	8	38	130	3.40	1	8	70	2	1	32:20
Dec. 21	at NE	14	6	8	0	53	268	5.10	26	13	0	176	2	4	32	23	92	4.00	0	7	46	0	0	21:08
Dec. 29	NYJ	17	6	10	1	61	309	5.10	40	21	2	236	0	1	1	20	73	3.70	0	5	40	2	1	28:39
Totals:		314	120	162	32	1,018	5,283	5.20	513	299	12	3,229	21	40	247	465	2,054	4.44	13	117	927	23	7	29:59
Jan. 4	at Hou.	24	10	14	0	81	425	5.20	48	25	0	253	1	3	27	30	172	5.70	0	7	64	2	1	35:15

OPPONENTS		FIRST DOWNS				OFFENSE				NET PASSING				NET RUSHING				PEN.		FUMBLES				
DATE	OPP	T	R	P	PN	PLAYS	YDS	AVG	ATT	OMP	IN	YDS	TD	SK	YDS	ATT	YDS	AVG	TD	NO	YDS	NO	LOST	TOP
Sep. 8	at NYJ	17	3	12	2	66	223	3.40	41	28	0	155	1	4	20	21	68	3.20	0	8	67	2	1	32:01
Sep. 15	at NYG	21	7	14	0	66	370	5.60	45	26	2	241	1	1	9	20	129	6.50	1	7	40	1	0	27:22
Sep. 22	Cin.	17	4	12	1	57	306	5.40	36	20	2	239	1	2	10	19	67	3.50	1	8	54	2	2	23:06
Sep. 29	NE	11	5	5	1	62	224	3.60	39	18	1	150	0	0	0	23	74	3.20	1	8	58	1	0	27:20
Oct. 6	at Ten.	14	5	5	4	54	252	4.70	22	13	0	150	0	5	33	27	102	3.80	1	8	60	1	0	28:48
Oct. 20	Mia.	24	8	13	3	66	381	5.80	35	23	1	272	1	1	10	30	109	3.60	2	6	55	3	1	33:31
Oct. 27	Phi.	21	10	10	1	68	371	5.00	24	17	0	153	1	3	19	41	218	5.30	3	4	44	2	1	35:57
Nov. 3	Was.	12	5	7	0	49	243	5.00	22	15	0	116	0	4	28	23	127	5.50	0	3	15	1	0	28:13
Nov. 10	at Cle.	24	7	15	2	66	368	5.60	38	26	0	221	2	2	17	26	147	5.70	0	4	70	1	0	31:46
Nov. 17	at Mia.	19	3	13	3	65	303	4.70	45	32	0	280	0	7	43	13	23	1.80	2	6	44	1	1	29:51
Nov. 24	Den.	9	3	4	2	46	134	2.90	25	10	1	49	0	4	33	17	85	5.00	0	7	70	0	0	24:56
Nov. 28	at Dal.	32	5	22	5	72	426	5.90	49	32	1	323	2	4	32	19	103	5.40	0	5	66	3	1	26:42
Dec. 8	Bal.	18	6	8	4	59	257	4.40	25	16	1	139	3	1	6	33	118	3.60	0	9	99	0	0	32:49
Dec. 15	at Pitt.	15	5	8	2	57	229	4.00	38	23	4	178	1	4	24	15	51	3.40	0	6	30	4	1	27:40
Dec. 21	at NE	23	10	11	2	68	414	6.10	33	26	0	271	1	0	0	35	143	4.10	1	3	30	1	1	38:52
Dec. 29	NYJ	18	7	10	1	65	271	4.20	36	23	1	185	1	2	14	27	86	3.20	0	2	13	1	0	31:21
Totals:		295	93	169	33	985	4,772	4.81	553	348	14	3,123	15	44	298	388	1,649	4.19	12	94	815	24	9	30:01
Jan. 4	at Hou.	19	5	13	1	65	360	5.50	25	20	0	219	1	7	28	33	141	4.30	1	4	20	2	1	36:25



2019 DRIVE CHART

GAME 1

BILLS				JETS			
RECEIVED	START	DRIVE	RESULT	RECEIVED	START	DRIVE	RESULT
1st - 15:00 (KO)	BUF 25	7-37, 2:56	FUMBLE	1st - 12:04 (Fumble)	NYJ 38	3-6, 1:22	PUNT
1st - 10:42 (Punt)	BUF 12	1-0, 0:08	INT-TD	1st - 6:12 (Punt)	NYJ 5	7-18, 5:23	PUNT
1st - 10:34 (KO)	BUF 25	9-35, 4:22	PUNT	2nd - 14:05 (Punt)	NYJ 20	11-38, 5:14	PUNT
1st - 0:49 (Punt)	BUF 33	3-7, 1:44	PUNT	2nd - 3:51 (Fumble)	NYJ 37	3-6, 1:18	PUNT
2nd - 8:51 (Punt)	BUF 5	9-58, 5:00	FUMBLE	2nd - 1:00 (INT)	BUF 48	5-21, 0:34	MISS FG
2nd - 2:33 (Punt)	BUF 18	5-30, 1:33	INT	3rd - 15:00 (KO)	NYJ 25	7-20, 2:59	PUNT
2nd - 0:26 (MFG)	BUF 35	1-(-1), 0:26	HALF	3rd - 11:52 (KO)	NYJ 40	9-60, 4:51	TD
3rd - 12:01 (Punt)	BUF 2	1-(-2), 0:09	SAFETY	3rd - 3:48 (KO)	NYJ 25	6-19, 3:54	PUNT
3rd - 7:01 (KO)	BUF 25	9-50, 3:13	FG	4th - 10:21 (KO)	NYJ 25	6-19, 4:26	PUNT
4th - 14:54 (Punt)	BUF 15	8-85, 4:33	TD	4th - 3:00 (KO)	NYJ 25	8-15, 1:48	DOWNS
4th - 5:55 (Punt)	BUF 20	8-80, 2:55	TD	4th - 0:12 (Punt)	NYJ 20	2-1, 0:12	FUMBLE
4th - 1:12 (Downs)	NYJ 40	3-5, 1:00	PUNT				

GAME 2

BILLS				GIANTS			
RECEIVED	START	DRIVE	RESULT	RECEIVED	START	DRIVE	RESULT
1st - 12:36 (KO)	BUF 25	3-3, 2:14	PUNT	1st - 15:00 (KO)	NYG 25	5-75, 2:24	TD
1st - 9:29 (Punt)	BUF 25	10-75, 5:46	TD	1st - 10:22 (Punt)	NYG 30	3-0, 0:53	PUNT
1st - 2:39 (Punt)	BUF 30	11-70, 4:15	TD	1st - 3:43 (KO)	NYG 22	3-1, 1:04	PUNT
2nd - 11:56 (Punt)	BUF 2	7-98, 4:26	TD	2nd - 13:24 (KO)	NYG 25	4-15, 1:28	PUNT
2nd - 1:49 (Miss FG)	BUF 38	3-(-8), 0:34	PUNT	2nd - 7:30 (KO)	NYG 14	14-57, 5:41	MISS FG
2nd - 0:47 (INT)	BUF 28	2-(-2), 0:47	HALF	2nd - 1:15 (Punt)	BUF 33	2-12, 0:28	INT
3rd - 15:00 (KO)	BUF 25	3-(-2), 1:30	PUNT	3rd - 13:30 (Punt)	NYG 37	8-11, 5:35	PUNT
3rd - 7:55 (Punt)	BUF 14	4-17, 1:57	PUNT	3rd - 5:58 (Punt)	NYG 20	3-7, 1:09	PUNT
3rd - 4:49 (Punt)	BUF 25	3-2, 1:36	PUNT	3rd - 3:13 (Punt)	NYG 24	12-76, 6:17	TD
4th - 11:56 (KO)	BUF 25	13-75, 6:03	TD	4th - 5:53 (KO)	NYG 25	6-17, 0:52	DOWNS
4th - 5:01 (Downs)	NYG 42	3-2, 0:22	PUNT	4th - 4:39 (Punt)	NYG 13	4-36, 1:05	INT
4th - 3:34 (INT)	BUF 2	5-18, 3:08	PUNT	4th - 0:26 (Punt)	NYG 40	3-48, 0:26	GAME

GAME 3

BILLS				BENGALS			
RECEIVED	START	DRIVE	RESULT	RECEIVED	START	DRIVE	RESULT
1st - 15:00 (KO)	BUF 25	3-0, 1:40	PUNT	1st - 13:20 (Punt)	CIN 37	3-5, 0:54	PUNT
1st - 12:26 (Punt)	BUF 17	9-31, 5:23	PUNT	1st - 7:03 (Punt)	CIN 19	3-6, 0:55	PUNT
1st - 6:08 (Punt)	BUF 27	7-73, 3:05	TD	1st - 3:03 (KO)	CIN 25	3-2, 1:57	PUNT
1st - 1:06 (Punt)	BUF 38	10-46, 5:37	FG	2nd - 10:29 (KO)	CIN 25	1-7, 0:09	FUMBLE
2nd - 10:20 (Fumble)	CIN 38	7-25, 2:57	FUMBLE	2nd - 7:23 (Fumble)	CIN 11	3-3, 2:18	PUNT
2nd - 5:05 (Punt)	CIN 44	6-17, 2:54	FG	2nd - 2:11 (KO)	CIN 25	5-16, 0:48	PUNT
2nd - 1:23 (Punt)	BUF 15	7-41, 1:21	MISS FG	2nd - 0:02 (Miss FG)	BUF 48	1-27, 0:02	FUMBLE
3rd - 12:50 (Punt)	BUF 8	5-24, 3:31	PUNT	3rd - 15:00 (KO)	CIN 30	4-13, 2:10	PUNT
3rd - 8:11 (INT)	BUF 40	3-3, 0:59	INT	3rd - 9:19 (Punt)	CIN 36	3-11, 1:08	INT
3rd - 5:50 (KO)	BUF 25	6-35, 2:50	PUNT	3rd - 7:12 (INT)	BUF 22	3-22, 1:22	TD
4th - 12:27 (KO)	BUF 25	5-20, 3:21	PUNT	3rd - 3:00 (Punt)	CIN 18	11-82, 5:33	TD
4th - 4:54 (KO)	BUF 22	7-78, 3:04	TD	4th - 9:06 (Punt)	CIN 15	9-60, 4:12	FG
4th - 0:12 (INT)	BUF 25	1-(-1), 0:12	GAME	4th - 1:50 (KO)	CIN 25	9-47, 1:38	INT



2019 DRIVE CHART

GAME 4

BILLS				PATRIOTS			
RECEIVED	START	DRIVE	RESULT	RECEIVED	START	DRIVE	RESULT
1st - 13:17 (Punt)	BUF 24	5-6, 2:45	INT	1st - 15:00 (KO)	NE 15	4-15, 1:43	PUNT
1st - 7:35 (KO)	BUF 37	3-(-4), 1:13	BLK PUNT	1st - 10:32 (INT)	50	7-50, 2:57	TD
1st - 6:22 (KO)	BUF 25	6-33, 3:27	PUNT	1st - 2:55 (Punt)	NE 6	3-6, 1:23	PUNT
1st - 1:32 (Punt)	BUF 41	3-11, 1:30	INT	1st - 0:02 (INT)	NE 29	3-(-4), 0:25	PUNT
2nd - 14:37 (Punt)	BUF 40	4-18, 2:10	PUNT	2nd - 12:27 (Punt)	NE 5	16-93, 8:19	INT
2nd - 4:08 (INT)	BUF 20	6-52, 2:13	FG	2nd - 1:55 (KO)	NE 25	3-0, 0:23	PUNT
2nd - 1:32 (Punt)	BUF 32	8-37, 1:32	MISS FG	3rd - 10:37 (KO)	NE 23	3-2, 1:37	PUNT
3rd - 15:00 (KO)	BUF 25	9-75, 4:23	TD	3rd - 6:54 (Punt)	BUF 46	3-6, 1:27	PUNT
3rd - 9:00 (Punt)	BUF 39	3-(-14), 2:06	PUNT	3rd - 3:57 (INT)	BUF 42	7-38, 2:59	FG
3rd - 5:27 (Punt)	BUF 12	3-11, 1:30	INT	4th - 10:44 (Downs)	NE 3	3-3, 1:31	PUNT
3rd - 0:58 (KO)	BUF 35	9-62, 5:14	DOWNS	4th - 8:35 (Punt)	NE 20	3-5, 0:59	PUNT
4th - 9:13 (Punt)	BUF 47	4-11, 0:38	PUNT	4th - 5:19 (Punt)	NE 15	5-20, 2:10	PUNT
4th - 7:36 (Punt)	BUF 27	4-14, 2:17	PUNT	4th - 1:27 (INT)	NE 49	3-(-3), 1:27	GAME
4th - 3:09 (Punt)	BUF 14	6-47, 1:42	INT				

GAME 5

BILLS				TITANS			
RECEIVED	START	DRIVE	RESULT	RECEIVED	START	DRIVE	RESULT
1st - 12:04 (Punt)	BUF 17	4-22, 2:27	PUNT	1st - 15:00 (KO)	TEN 25	3-8, 2:56	PUNT
1st - 8:05 (Punt)	BUF 25	11-45, 4:53	DOWNS	1st - 9:37 (Punt)	TEN 20	3-7, 1:32	PUNT
2nd - 14:55 (Miss FG)	BUF 40	5-17, 2:52	PUNT	1st - 3:12 (Downs)	TEN 30	7-38, 3:17	MISS FG
2nd - 10:02 (Punt)	BUF 39	6-10, 3:22	PUNT	2nd - 12:03 (Punt)	TEN 10	3-(-7), 2:01	PUNT
2nd - 5:22 (Punt)	BUF 40	6-60, 2:46	TD	2nd - 6:40 (Punt)	TEN 12	3-(-8), 1:18	PUNT
2nd - 0:44 (Miss FG)	BUF 26	1-1, 0:44	HALF	2nd - 2:36 (KO)	TEN 25	8-57, 1:52	MISS FG
3rd - 15:00 (KO)	BUF 25	3-0, 1:56	PUNT	3rd - 13:04 (Punt)	TEN 13	3-7, 1:22	PUNT
3rd - 11:42 (Punt)	BUF 30	3-5, 1:12	INT	3rd - 10:30 (INT)	BUF 38	7-38, 3:28	TD
3rd - 7:02 (KO)	BUF 23	6-16, 3:07	PUNT	3rd - 3:55 (Punt)	TEN 14	11-71, 6:32	MISS FG
4th - 12:33 (Miss FG)	BUF 23	6-77, 2:37	TD	4th - 9:46 (KO)	TEN 25	7-40, 3:15	MISS FG
4th - 6:31 (Miss FG)	BUF 43	3-1, 5:27	PUNT	4th - 5:27 (Punt)	TEN 20	3-5, 1:15	PUNT
4th - 4:12 (Punt)	BUF 29	9-50, 4:12	GAME				

GAME 6

BILLS				DOLPHINS			
RECEIVED	START	DRIVE	RESULT	RECEIVED	START	DRIVE	RESULT
1st - 15:00 (KO)	BUF 25	10-54, 4:06	FG	1st - 10:54 (KO)	MIA 20	6-13, 3:50	PUNT
1st - 7:04 (Punt)	BUF 30	7-45, 3:16	FG	1st - 3:48 (KO)	MIA 25	8-75, 3:59	TD
2nd - 14:49 (KO)	BUF 25	9-49, 4:43	FG	2nd - 10:06 (KO)	MIA 25	7-75, 4:15	TD
2nd - 5:51 (KO)	BUF 25	3-(-7), 1:25	PUNT	2nd - 4:26 (Punt)	MIA 37	3-(-2), 2:20	PUNT
2nd - 2:06 (Punt)	BUF 25	3-(-8), 2:06	HALF	3rd - 15:00 (KO)	MIA 25	16-63, 9:59	INT
3rd - 5:01 (INT)	BUF 2	12-98, 6:11	TD	4th - 13:50 (KO)	MIA 25	5-18, 2:45	PUNT
4th - 11:05 (Punt)	BUF 20	4-29, 2:09	PUNT	4th - 8:56 (Punt)	MIA 8	2-19, 0:59	FUMBLE
4th - 7:57 (Fumble)	MIA 16	3-16, 1:26	TD	4th - 6:31 (KO)	MIA 25	3-(-1), 1:32	PUNT
4th - 4:59 (Punt)	BUF 36	3-4, 1:00	PUNT	4th - 3:59 (Punt)	MIA 40	11-60, 2:14	TD
4th - 1:45 (KO)			TD	4th - 1:38 (KO)	MIA 25	5-45, 1:38	GAME



2019 DRIVE CHART

GAME 7

BILLS				EAGLES			
RECEIVED	START	DRIVE	RESULT	RECEIVED	START	DRIVE	RESULT
1st - 15:00 (KO)	BUF 25	3-(-2), 2:09	PUNT	1st - 12:51 (Punt)	PHI 19	6-21, 2:42	PUNT
1st - 10:09 (Punt)	BUF 20	3-9, 1:56	PUNT	1st - 8:13 (Punt)	PHI 27	9-54, 4:35	FG
1st - 3:38 (KO)	BUF 25	10-75, 3:50	TD	2nd - 14:48 (KO)	PHI 25	8-31, 5:14	PUNT
2nd - 9:34 (Punt)	BUF 20	7-35, 3:34	PUNT	2nd - 6:00 (Punt)	PHI 20	6-20, 3:33	PUNT
2nd - 2:27 (Punt)	BUF 20	3-4, 0:34	FUMBLE	2nd - 1:53 (Fumble)	BUF 24	5-24, 1:28	TD
2nd - 0:25 (KO)	BUF 39	3-26, 0:25	MISS FG	3rd - 15:00 (KO)	PHI 33	2-67, 0:58	TD
3rd - 14:02 (KO)	BUF 25	10-75, 4:26	TD	3rd - 9:36 (KO)	PHI 32	6-68, 3:58	TD
3rd - 5:38 (KO)	BUF 25	3-6, 1:24	PUNT	3rd - 1:33 (Downs)	PHI 29	3-(-7), 1:42	PUNT
3rd - 4:14 (Fumble)	PHI 43	6-14, 2:41	DOWNS	4th - 14:29 (Punt)	PHI 17	14-83, 8:17	TD
4th - 14:51 (Punt)	BUF 38	3-0, 0:22	PUNT	4th - 4:37 (Punt)	50	6-28, 1:59	DOWNS
4th - 6:12 (KO)	BUF 32	3-(-12), 1:35	PUNT	4th - 2:04 (Downs)	BUF 28	4-(-6), 1:31	DOWNS
4th - 2:38 (Downs)	BUF 22	4-6, 0:34	DOWNS				
4th - 0:33 (Downs)	BUF 34	1-16, 0:33	GAME				

GAME 8

BILLS				REDSKINS			
RECEIVED	START	DRIVE	RESULT	RECEIVED	START	DRIVE	RESULT
1st - 12:15 (Punt)	BUF 46	8-54, 3:56	TD	1st - 15:00 (KO)	WAS 25	3-8, 2:45	PUNT
1st - 6:06 (Punt)	BUF 10	12-66, 5:43	FG	1st - 8:19 (KO)	WAS 18	5-26, 2:13	PUNT
2nd - 10:42 (KO)	WAS 39	11-39, 5:57	TD	1st - 0:23 (KO)	WAS 18	8-71, 4:41	FG
2nd - 0:32 (KO)	BUF 25	1-(-1), 0:32	HALF	2nd - 4:45 (KO)	WAS 30	8-55, 4:13	FG
3rd - 15:00 (KO)	BUF 36	8-40, 4:06	DOWNS	3rd - 10:54 (Downs)	WAS 24	5-21, 3:34	PUNT
3rd - 7:20 (Punt)	BUF 16	6-4, 2:56	PUNT	3rd - 4:24 (Punt)	BUF 35	6-14, 3:03	FG
3rd - 1:21 (KO)	BUF 25	3-1, 1:40	PUNT	4th - 14:41 (Punt)	WAS 28	9-26, 4:31	PUNT
4th - 10:10 (Punt)	BUF 22	3-6, 2:09	PUNT	4th - 8:01 (Punt)	WAS 13	3-(-9), 2:06	PUNT
4th - 5:55 (Punt)	WAS 46	8-46, 3:34	TD	4th - 2:21 (KO)	WAS 25	5-21, 1:07	DOWNS
4th - 1:14 (Downs)	WAS 46	2-(-2), 1:14	GAME				

GAME 9

BILLS				BROWNS			
RECEIVED	START	DRIVE	RESULT	RECEIVED	START	DRIVE	RESULT
1st - 12:09 (KO)	BUF 20	4-41, 1:37	DOWNS	1st - 15:00 (KO)	CLE 25	6-75, 2:51	TD
1st - 3:13 (Downs)	BUF 3	3-6, 1:34	PUNT	1st - 10:32 (Downs)	CLE 39	14-58, 7:19	DOWNS
2nd - 14:48 (Punt)	BUF 24	9-76, 4:39	TD	1st - 1:39 (Punt)	CLE 27	3-8, 1:51	PUNT
2nd - 3:35 (KO)	BUF 26	11-58, 3:19	MISS FG	2nd - 10:09 (KO)	CLE 23	13-69, 6:34	FG
3rd - 15:00 (KO)	BUF 23	7-27, 4:00	PUNT	2nd - 0:16 (Miss FG)	CLE 24	3-19, 0:16	HALF
3rd - 10:53 (KO)	BUF 31	3-7, 2:03	PUNT	3rd - 11:00 (Punt)	CLE 8	1-(-8), 0:07	SAFETY
3rd - 3:49 (KO)	BUF 25	7-39, 3:49	DOWNS	3rd - 8:50 (Punt)	CLE 15	10-56, 5:01	FG
4th - 13:27 (Punt)	BUF 16	5-24, 2:02	PUNT	4th - 15:00 (Downs)	CLE 36	3-1, 1:33	PUNT
4th - 9:10 (Punt)	CLE 48	7-48, 3:44	TD	4th - 11:25 (Punt)	CLE 15	4-9, 2:15	PUNT
4th - 1:27 (KO)	BUF 25	8-40, 1:27	MISS FG	4th - 5:26 (KO)	CLE 18	10-82, 3:42	TD
				4th - 0:17 (Miss FG)	CLE 43	1-(-1), 0:17	GAME



2019 DRIVE CHART

GAME 10

BILLS				DOLPHINS			
RECEIVED	START	DRIVE	RESULT	RECEIVED	START	DRIVE	RESULT
1st - 15:00 (KO)	BUF 25	7-42, 2:56	FG	1st - 12:04 (KO)	MIA 9	3-2, 2:18	PUNT
1st - 9:46 (Punt)	MIA 42	11-27, 5:17	FG	1st - 4:29 (KO)	MIA 25	6-14, 4:08	PUNT
1st - 0:21 (Punt)	BUF 19	5-81, 2:12	TD	2nd - 13:09 (KO)	MIA 10	4-15, 2:07	PUNT
2nd - 11:02 (Punt)	BUF 35	7-62, 3:21	FG	2nd - 7:41 (KO)	MIA 25	4-13, 1:17	PUNT
2nd - 6:24 (Punt)	BUF 18	3-(-1), 0:48	PUNT	2nd - 5:36 (Punt)	MIA 32	5-68, 1:57	TD
2nd - 3:33 (Fumble)	BUF 25	6-75, 2:10	TD	2nd - 3:39 (Onside)	MIA 47	1-20, 0:06	FUMBLE
2nd - 1:09 (KO)	BUF 25	3-3, 0:22	PUNT	2nd - 1:23 (KO)		0-0, 0:14	TD (KOR)
3rd - 11:48 (Punt)	BUF 47	9-53, 4:53	TD	2nd - 0:47 (Punt)	MIA 36	2-0, 0:47	HALF
3rd - 4:39 (Punt)	BUF 12	3-7, 1:18	PUNT	3rd - 15:00 (KO)	MIA 25	6-(-2), 3:12	PUNT
4th - 14:35 (KO)	BUF 38	8-62, 3:57	TD	3rd - 6:55 (KO)	MIA 25	5-9, 2:16	PUNT
4th - 8:39 (Downs)	BUF 43	4-13, 0:37	PUNT	3rd - 3:21 (Punt)	MIA 35	7-65, 3:46	TD
4th - 3:40 (Downs)	BUF 4	3-7, 1:38	PUNT	4th - 10:38 (KO)	50	5-7, 1:59	DOWNNS
4th - 0:40 (Downs)	BUF 31	1-(-1), 0:40	GAME	4th - 8:02 (Punt)	MIA 8	11-88, 4:22	DOWNNS
				4th - 2:02 (Punt)	MIA 40	6-29, 1:22	DOWNNS

GAME 11

BILLS				BRONCOS			
RECEIVED	START	DRIVE	RESULT	RECEIVED	START	DRIVE	RESULT
1st - 9:59 (Punt)	BUF 10	17-69, 8:49	FG	1st - 15:00 (KO)	DEN 25	8-31, 5:01	PUNT
2nd - 13:59 (Punt)	BUF 8	12-87, 5:50	FG	1st - 1:10 (KO)	DEN 25	4-15, 2:11	PUNT
2nd - 5:00 (Punt)	BUF 8	3-16, 0:57	INT	2nd - 8:09 (KO)	DEN 31	4-5, 3:09	PUNT
2nd - 0:57 (INT)	BUF 15	5-30, 0:57	HALF	2nd - 4:03 (INT)	DEN 47	6-28, 3:06	INT
3rd - 15:00 (KO)	BUF 41	8-59, 2:03	TD	3rd - 12:57 (KO)	DEN 25	10-48, 5:17	FG
3rd - 7:40 (KO)	BUF 27	6-25, 2:08	PUNT	3rd - 5:32 (Punt)	DEN 13	3-7, 1:37	PUNT
3rd - 3:55 (Punt)	BUF 42	3-8, 1:26	PUNT	3rd - 2:29 (Punt)	DEN 18	3-(-3), 1:38	PUNT
3rd - 0:51 (Punt)	BUF 45	6-14, 2:48	PUNT	4th - 13:03 (Punt)	DEN 11	3-(-9), 1:09	PUNT
4th - 11:54 (Punt)	DEN 31	2-31, 0:46	TD	4th - 11:08 (KO)	DEN 28	3-7, 0:57	PUNT
4th - 10:11 (Punt)	DEN 48	3-7, 2:18	PUNT	4th - 7:53 (Punt)	DEN 10	3-0, 0:51	PUNT
4th - 7:02 (Punt)	BUF 39	10-38, 7:02	GAME				

GAME 12

BILLS				COWBOYS			
RECEIVED	START	DRIVE	RESULT	RECEIVED	START	DRIVE	RESULT
1st - 10:34 (KO)	BUF 19	5-18, 3:11	PUNT	1st - 15:00 (KO)	DAL 25	9-75, 4:26	TD
1st - 5:09 (Punt)	BUF 2	8-53, 4:10	PUNT	1st - 7:23 (Punt)	DAL 5	5-52, 2:14	PUNT
2nd - 11:47 (Punt)	BUF 15	8-85, 3:46	TD	1st - 0:59 (Punt)	DAL 10	9-35, 4:12	PUNT
2nd - 5:32 (INT)	DAL 29	4-(-3), 1:07	MISS FG	2nd - 8:01 (KO)	DAL 25	5-12, 2:29	INT
2nd - 3:20 (Fumble)	DAL 39	5-39, 1:28	TD	2nd - 4:25 (Miss FG)	DAL 40	3-4, 1:05	FUMBLE
3rd - 15:00 (KO)	BUF 29	8-48, 4:13	FG	2nd - 1:52 (KO)	DAL 25	10-58, 1:52	MISS FG
3rd - 7:37 (Miss FG)	BUF 37	7-63, 4:00	TD	3rd - 10:47 (KO)	DAL 25	6-46, 3:10	MISS FG
3rd - 0:22 (Downs)	BUF 6	13-86, 7:02	FG	3rd - 3:37 (KO)	DAL 25	11-69, 3:15	DOWNNS
4th - 5:48 (Downs)	BUF 33	3-4, 0:20	PUNT	4th - 8:20 (KO)	DAL 25	11-42, 2:32	DOWNNS
4th - 4:01 (KO)	DAL 42	5-14, 4:01	GAME	4th - 5:28 (Punt)	DAL 30	5-70, 1:27	TD



2019 DRIVE CHART

GAME 13

BILLS				RAVENS			
RECEIVED	START	DRIVE	RESULT	RECEIVED	START	DRIVE	RESULT
1st - 15:00 (KO)	BUF 27	3-6, 1:30	PUNT	1st - 13:30 (Punt)	BAL 20	6-35, 2:55	PUNT
1st - 10:35 (Punt)	BUF 12	3-(-2), 1:19	PUNT	1st - 9:16 (Punt)	BUF 45	8-27, 4:20	FG
1st - 4:56 (KO)	BUF 17	4-10, 1:00	PUNT	1st - 3:56 (Punt)	BAL 33	3-(-6), 2:26	PUNT
1st - 1:30 (Punt)	BUF 31	3-(-5), 0:34	FUMBLE	1st - 1:30 (Punt)	BUF 24	5-24, 2:25	TD
2nd - 13:31 (KO)	BUF 27	11-55, 5:11	FG	2nd - 8:20 (KO)	BAL 25	3-16, 1:42	INT
2nd - 6:38 (INT)	BAL 46	6-5, 3:11	PUNT	2nd - 3:27 (Punt)	BAL 6	3-4, 1:29	PUNT
2nd - 1:58 (Punt)	BAL 49	7-20, 1:33	FG	2nd - 0:25 (KO)	BAL 25	1-9, 0:25	HALF
3rd - 13:34 (KO)	BUF 20	7-51, 2:08	FG	3rd - 15:00 (KO)	BAL 25	3-75, 1:26	TD
3rd - 7:52 (Punt)	BUF 12	3-7, 1:57	PUNT	3rd - 11:26 (KO)	BAL 25	6-21, 3:34	PUNT
3rd - 2:54 (Punt)	BUF 20	3-5, 1:04	PUNT	3rd - 5:55 (Punt)	BAL 29	5-17, 3:01	PUNT
3rd - 0:22 (Punt)	BUF 22	3-0, 0:31	PUNT	3rd - 1:50 (Punt)	BAL 32	3-9, 1:28	PUNT
4th - 9:49 (KO)	BUF 22	7-78, 2:49	TD	4th - 14:51 (Punt)	BAL 49	9-51, 5:02	TD
4th - 5:27 (Punt)	BUF 28	11-56, 4:24	DOWNNS	4th - 7:00 (KO)	BAL 25	3-7, 1:33	PUNT
				4th - 1:03 (Downs)	BAL 17	2-(-3), 1:03	GAME

GAME 14

BILLS				STEELERS			
RECEIVED	START	DRIVE	RESULT	RECEIVED	START	DRIVE	RESULT
1st - 15:00 (KO)	BUF 10	6-28, 2:47	PUNT	1st - 12:13 (Punt)	PIT 17	7-23, 3:23	INT
1st - 8:50 (INT)	BUF 25	5-16, 2:41	PUNT	1st - 6:09 (Punt)	PIT 18	3-0, 2:24	PUNT
1st - 3:45 (Punt)	PIT 40	9-40, 4:23	TD	2nd - 14:22 (KO)	PIT 28	6-41, 2:56	FG
2nd - 11:26 (KO)	BUF 24	7-26, 3:29	PUNT	2nd - 7:57 (Punt)	PIT 26	3-0, 1:36	PUNT
2nd - 6:21 (Punt)	BUF 18	5-14, 3:53	INT	2nd - 2:28 (INT)	BUF 20	2-10, 0:35	FUMBLE
2nd - 1:53 (Fumble)	BUF 9	3-12, 1:53	HALF	3rd - 15:00 (KO)	PIT 31	7-69, 3:42	TD
3rd - 11:18 (KO)	BUF 25	6-43, 2:17	FUMBLE	3rd - 9:01 (Fumble)	PIT 31	3-(-6), 2:13	PUNT
3rd - 6:48 (Punt)	BUF 36	4-(-3), 2:02	PUNT	3rd - 4:46 (Punt)	PIT 31	6-26, 3:22	INT
3rd - 1:24 (INT)	PIT 18	7-0, 4:01	FG	4th - 12:23 (KO)	PIT 25	3-2, 2:20	PUNT
4th - 10:03 (Punt)	BUF 30	6-70, 2:08	TD	4th - 7:55 (KO)	PIT 24	3-0, 0:25	PUNT
4th - 7:30 (Punt)	BUF 23	3-6, 2:17	PUNT	4th - 5:13 (Punt)	PIT 19	9-58, 3:19	INT
4th - 1:54 (INT)	BUF 20	3-6, 0:23	PUNT	4th - 1:31 (Punt)	PIT 43	6-23, 1:25	INT
4th - 0:06 (INT)	BUF 20	1-(-1), 0:06	GAME				

GAME 15

BILLS				PATRIOTS			
RECEIVED	START	DRIVE	RESULT	RECEIVED	START	DRIVE	RESULT
1st - 12:31 (Fumble)	NE 31	7-14, 3:15	FG	1st - 15:00 (KO)	NE 23	4-32, 2:29	FUMBLE
1st - 1:50 (KO)	BUF 25	6-28, 2:48	PUNT	1st - 9:16 (KO)	NE 25	11-75, 7:26	TD
2nd - 5:04 (KO)	BUF 25	3-4, 1:43	PUNT	2nd - 14:02 (Punt)	NE 1	17-81, 8:58	FG
2nd - 1:33 (Punt)	BUF 23	3-(-6), 0:25	PUNT	2nd - 3:21 (Punt)	NE 14	5-23, 1:48	PUNT
2nd - 0:33 (Downs)	BUF 41	6-59, 0:32	TD	2nd - 1:08 (Punt)	50	4-9, 0:35	DOWNNS
3rd - 15:00 (KO)	BUF 20	4-26, 1:50	PUNT	2nd - 0:01 (KO)			HALF
3rd - 9:54 (KO)	BUF 36	5-64, 2:29	TD	3rd - 13:10 (Punt)	NE 23	7-44, 3:16	FG
3rd - 4:46 (Punt)	BUF 27	3-9, 2:21	PUNT	3rd - 7:25 (KO)	NE 35	3-2, 2:39	PUNT
4th - 10:45 (KO)	BUF 25	3-(-5), 1:44	PUNT	3rd - 2:25 (Punt)	NE 21	11-77, 6:40	FG
4th - 5:06 (KO)	BUF 25	14-60, 4:01	DOWNNS	4th - 9:01 (Punt)	NE 41	7-59, 3:55	TD
				4th - 1:05 (Downs)	NE 15	2-(-2), 1:05	GAME



2019 DRIVE CHART

GAME 16

BILLS				JETS			
RECEIVED	START	DRIVE	RESULT	RECEIVED	START	DRIVE	RESULT
1st - 8:34 (Miss FG)	BUF 41	3-0, 1:31	PUNT	1st - 15:00 (KO)	NYJ 8	11-59, 6:26	MFG
1st - 5:11 (Punt)	BUF 26	3-4, 2:01	PUNT	1st - 7:03 (Punt)	NYJ 23	4-12, 1:52	PUNT
1st - 2:20 (INT)	BUF 49	3-(-2), 0:57	PUNT	1st - 3:10 (Punt)	NYJ 28	3-2, 0:50	INT
2nd - 10:54 (KO)	BUF 23	7-30, 4:53	PUNT	1st - 1:23 (Punt)	NYJ 17	11-71, 5:29	FG
2nd - 3:35 (Punt)	BUF 30	5-10, 1:45	INT	2nd - 6:01 (Punt)	NYJ 17	4-18, 2:26	PUNT
3rd - 15:00 (KO)	BUF 24	8-36, 3:19	FUMBLE	2nd - 1:50 (INT)	BUF 43	9-27, 1:50	MFG
3rd - 9:40 (Punt)	BUF 12	16-77, 8:11	FG	3rd - 11:41 (Fumble)	NYJ 42	3-3, 2:01	PUNT
4th - 13:31 (KO)	BUF 25	4-22, 2:24	PUNT	3rd - 13:31 (KO)	NYJ 25	9-75, 2:58	TD
4th - 9:21 (Punt)	BUF 23	3-(-5), 0:55	PUNT	4th - 11:07 (Punt)	NYJ 25	3-(-2), 1:46	PUNT
4th - 6:42 (Punt)	BUF 6	3-45, 1:25	INT	4th - 8:26 (Punt)	NYJ 48	3-7, 1:44	PUNT
4th - 2:05 (KO)	BUF 22	8-67, 1:18	FG	4th - 5:17 (INT)	BUF 42	7-13, 3:12	FG
				4th - 0:47 (KO)	BUF 43	2-(-2), 0:47	GAME

WILD CARD

BILLS				TEXANS			
RECEIVED	START	DRIVE	RESULT	RECEIVED	START	DRIVE	RESULT
1st - 15:00 (KO)	BUF 25	6-75, 3:19	TD	1st - 11:41 (KO)	HOU 25	8-33, 4:39	PUNT
1st - 7:02 (Punt)	BUF 10	6-9, 3:04	PUNT	1st - 3:58 (Punt)	HOU 36	6-18, 3:26	PUNT
1st - 0:32 (Punt)	BUF 9	11-69, 4:45	FG	2nd - 10:47 (KO)	HOU 25	6-15, 5:02	PUNT
2nd - 5:45 (Punt)	BUF 4	15-74, 5:41	FG	2nd - 0:04 (KO)			HALF
3rd - 13:24 (Punt)	BUF 36	4-24, 2:04	PUNT	3rd - 15:00 (KO)	HOU 25	3-(-6), 1:36	PUNT
3rd - 9:59 (Fumble)	HOU 38	8-18, 3:57	FG	3rd - 11:20 (Punt)	HOU 20	4-17, 1:21	FUMBLE
3rd - 1:33 (KO)	BUF 25	4-22, 2:22	FUMBLE	3rd - 6:02 (KO)	HOU 25	9-75, 4:29	TD
4th - 10:55 (KO)	BUF 25	3-6, 1:26	PUNT	4th - 14:11 (Fumble)	50	6-27, 3:16	FG
4th - 4:37 (KO)	BUF 25	8-14, 3:02	DOWNS	4th - 9:29 (Punt)	HOU 26	8-74, 4:52	TD
4th - 1:16 (Downs)	BUF 30	11-41, 1:11	FG	4th - 1:35 (Downs)	BUF 39	4-9, 0:19	HALF
OT - 13:26 (Punt)	BUF 30	9-13, 4:24	PUNT	OT - 15:00 (KO)	HOU 25	3-7, 1:34	PUNT
				OT - 9:02 (Punt)	HOU 17	9-73, 5:42	FG



2019 MISCELLANEOUS STATS

BILLS WEEKLY NFL RANKINGS

WEEK	OFFENSE			DEFENSE		
	Rush	Pass	Total	Rush	Pass	Total
Week 1 at NYJ	8	19	16	7	2	3
Week 2 at NYG	9	18	9	10	6	6
Week 3 vs. CIN	5	19	8	8	9	5
Week 4 vs. NE	4	19	9	7	4	2
Week 5 at TEN	7	18	12	8	3	3
Week 6 (BYE)	6	19	10	7	3	3
Week 7 vs. MIA	7	21	17	10	4	3
Week 8 vs. PHI	8	23	19	18	3	3
Week 9 vs. WAS	11	26	23	19	3	3
Week 10 at CLE	12	24	23	21	3	3
Week 11 at MIA	8	24	19	18	3	3
Week 12 vs DEN	5	25	18	14	3	3
Week 13 at DAL	5	23	17	14	3	3
Week 14 vs. BAL	5	27	20	14	3	3
Week 15 at PIT	5	28	22	10	3	3
Week 16 at NE	6	27	24	12†	3	3
Week 17 vs. NYJ	8	26	24	10	4	3

PENALTY BREAKDOWN

UNIT	BILLS	OPPONENT
Total Penalties	117	94
Offensive	58	42
Defensive	49	43
Special Teams	10	9
Pre-snap/post-whistle	52	41

REPLAY CHALLENGES

	Challenges	Overturned
BILLS	5	2
OPPONENTS	2	1

FUMBLES/LOST

Allen 14/4, Singletary 4/1, Yeldon 1/1, Roberts 1/0, Barkley 3/1

LONGEST DRIVES

	BILLS	OPPONENTS
MOST PLAYS	17 11/24 vs. Den Field Goal	17 12/21 at NE Field Goal
MOST YARDS	98 (most recent) 10/20 vs Mia Touchdown	93 9/29 vs NE Interception
MOST TIME	8:49 11/24 vs Den Field Goal	9:59 10/20 vs MIA Interception

LONGEST TOUCHDOWN DRIVES

	BILLS	OPPONENTS
MOST PLAYS	13 9/15 at NYG- Touchdown	14 10/27 vs PHI- Touchdown
MOST YARDS	98 (most recent) 10/20 vs Mia Touchdown	83 10/27 vs PHI Touchdown
MOST TIME	6:11 10/20 vs MIA Touchdown	8:17 10/27 vs PHI Touchdown

FIRST DOWNS GAINED

Player	Rush	Rec.	Total
John Brown	0	53	53
Josh Allen	42	0	42
Devin Singletary	37	5	42
Cole Beasley	0	37	37
Frank Gore	30	5	35
Isaiah McKenzie	4	12	16
Dawson Knox	1	15	16
T.J. Yeldon	5	6	11
Duke Williams	0	8	8
Tyler Kroft	0	5	5
Robert Foster	1	3	4
Zay Jones	0	4	4
Tommy Sweeney	0	4	4
Lee Smith	0	2	2
Dion Dawkins	0	1	1
Patrick DiMarco	0	1	1
Andre Roberts	0	1	1



2019 BIG PLAYS

25+ YARDS PASSING, 10+ YARDS RUSHING

BILLS					OPPONENT				
DATE	OPP.	PLAY	RUN	PASS	DATE	OPP.	PLAY	RUN	PASS
Sep. 8	at NYJ	Josh Allen to Tommy Sweeney		29	Sep. 8	at NYJ	Le'Veon Bell run	12	
		Josh Allen to John Brown		28			Le'Veon Bell run	10	
		Devin Singletary run	20		Sep. 15	at NYG	Bennie Fowler run	20	
		Devin Singletary run	23				Saquon Barkley run	14	
		Devin Singletary run	12				Saquon Barkley run	27T	
		Devin Singletary run	15				Saquon Barkley run	10	
		Josh Allen to John Brown		38T			Saquon Barkley run	12	
Sep. 15	at NYG	Josh Allen to Isaiah McKenzie		26			Eli Manning to Evan Engram		33
		Devin Singletary run	14T				Eli Manning to T.J. Jones		28
		Josh Allen to Cole Beasley		51	Sep. 22	CIN	Joe Mixon run	11	
		Devin Singletary run	16				Andy Dalton to Auden Tate		32
		Devin Singletary run	20				Joe Mixon run	10	
Sep. 22	CIN	Frank Gore run	12				Joe Mixon run	14	
		Josh Allen to John Brown		27			Joe Mixon run	12	
		Josh Allen run	11				Andy Dalton to Tyler Boyd		26
		Frank Gore run	15				Andy Dalton to Joe Mixon		33
		Frank Gore run	22		Sep. 29	NE	Sony Michel run	15	
		T.J. Yeldon run	10				Tom Brady to James White		26
		Josh Allen to Dawson Knox		49			Tom Brady to Josh Gordon		31
Sep. 29	NE	Frank Gore run	28		Oct. 6	at Ten	Derrick Henry run	24	
		Frank Gore run	41				Derrick Henry run	17	
		Josh Allen run	15				Marcus Mariota to Jonnu Smith		57
		Matt Barkley to John Brown		28			Derrick Henry run	10	
Oct. 6	at Ten	Josh Allen to Isaiah McKenzie		46	Oct. 20	MIA	Mark Walton run	19	
		T.J. Yeldon run	11				Ryan Fitzpatrick to Preston Williams		35
		Frank Gore run	11				Mark Walton run	12	
		Frank Gore run	19				Ryan Fitzpatrick run	12	
Oct. 20	MIA	Josh Allen to Pat DiMarco		27			Ryan Fitzpatrick run	11T	
		Frank Gore run	10				Kenyan Drake run	11	
		Josh Allen run	15				Ryan Fitzpatrick to Allen Hurns		27
		Josh Allen run	10				Ryan Fitzpatrick to Kenyon Drake		26
		Frank Gore run	15		Oct. 27	PHI	Nelson Agholor run	16	
Oct. 27	PHI	Josh Allen run	13				Carson Wentz to Miles Sanders		25
		Josh Allen run	14				Miles Sanders run	65T	
		Josh Allen to Devin Singletary		28T			Carson Wentz to Alshon Jeffery		38
		Devin Singletary run	16				Jordan Howard run	10	
Nov. 3	WAS	Devin Singletary run	17				Carson Wentz run	13	
		Josh Allen to Devin Singletary		49			Carson Wentz run	11	
		Josh Allen to John Brown		25			Jordan Howard run	20	
		Devin Singletary run	17				Jordan Howard run	16	
					Nov. 3	WAS	Adrian Peterson run	18	
							Adrian Peterson run	17	
							Adrian Peterson run	28	
							Adrian Peterson run	19	



2019 BIG PLAYS

25+ YARDS PASSING, 10+ YARDS RUSHING

BILLS					OPPONENT				
DATE	OPP.	PLAY	RUN	PASS	DATE	OPP.	PLAY	RUN	PASS
Nov.10	at Cle	Josh Allen run	12		Nov.10	at Cle	Nick Chubb run	21	
		Josh Allen run	10T				Nick Chubb run	24	
		Josh Allen to Cole Beasley		26			Nick Chubb run	16	
		Devin Singletary run	10				Nick Chubb run	12	
		Josh Allen to Cole Beasley		26			Nick Chubb run	21	
Nov.17	at Mia	Devin Singletary run	22		Nov.17	at Mia	R. Fitzpatrick to DeVante Parker		50
		Josh Allen to John Brown		40T			R. Fitzpatrick to DeVante Parker		45
		Josh Allen run	36		Nov.24	DEN	B. Allen to Courtland Sutton		27
		Devin Singletary run	21				Philip Lindsay run	16	
		Isaiah McKenzie run	10				Philip Lindsay run	13	
Nov.24	DEN	Josh Allen run	14		Nov.28	at Dal	Ezekiel Elliott run	13	
		Devin Singletary run	10				Ezekiel Elliott run	30	
		Josh Allen run	18				Ezekiel Elliott run	12	
		Robert Foster run	22				Dak Prescott to Michael Gallup		35
		Josh Allen to Cole Beasley		30			Dak Prescott run	10	
		Devin Singletary run	10		Dec. 8	BAL	Lamar Jackson run	16	
		Devin Singletary run	11				Lamar Jackson to Hayden Hurst		61T
		Josh Allen run	14				Lamar Jackson run	10	
		Devin Singletary run	10		Dec. 15	at Pit	James Conner run	15	
		Frank Gore run	27				Devlin Hodges to James Washington		34
		Josh Allen to John Brown		34T			Devlin Hodges to Diontae Johnson		29
Nov.28	at Dal	Josh Allen to Cole Beasley		29			James Conner run	17	
		Devin Singletary run	26				Devlin Hodges to James Washington		32
		Josh Allen to Cole Beasley		25T	Dec. 21	at NE	Sony Michel run	12	
		John Brown to Devin Singletary		28T			N'Keal Harry run	18	
		Josh Allen run	15T				Tom Brady to Rex Burkhead		31
		Devin Singletary run	16				Sony Michel run	25	
Dec. 8	BAL	Devin Singletary run	14				Tom Brady to Julian Edelman		30
		Josh Allen to Dawson Knox		37	Dec. 29	NYJ	Le'Veon Bell run	12	
		Devin Singletary run	38				Le'Veon Bell run	12	
Dec. 15	at Pit	Josh Allen run	12				Bilal Powell run	14	
		Devin Singletary run	14				Vyncint Smith run	20	
		Devin Singletary run	11						
		Josh Allen to John Brown		40					
		Devin Singletary run	15						
Dec. 21	at NE	Devin Singletary run	12						
		Josh Allen run	16						
		Josh Allen to Dawson Knox		34					
		Josh Allen to Cole Beasley		28					
		Josh Allen run	10						
		Josh Allen to John Brown		53T					
		Josh Allen run	11						
		Josh Allen to Cole Beasley		25					
Dec. 29	NYJ	Frank Gore run	12						
		T.J. Yeldon run	12						
		Isaiah McKenzie run	16						
		T.J. Yeldon run	10						
		Isaiah McKenzie run	14						
		Matt Barkley to Duke Williams		41					



2019 THIRD DOWN AND RED ZONE

BILLS THIRD-AND...						
Date	Opp.	1-3	4-6	7-9	10+	TOTAL
Sep. 8	at NYJ	2-3	2-2	1-3	0-2	5-10
Sep. 15	at NYG	0-3	3-3	0-2	2-5	5-13
Sep. 22	Cin.	2-4	1-3	0-3	2-3	5-13
Sep. 29	NE	0-2	1-3	1-3	0-5	2-13
Oct. 6	at Ten.	3-3	1-4	0-3	0-3	4-13
Oct. 20	Mia.	2-2	0-1	1-4	0-3	3-10
Oct. 27	Phi.	0-2	1-5	2-3	3-5	6-15
Nov. 3	Was.	3-5	1-1	0-2	2-4	6-12
Nov. 10	at Cle.	2-3	0-6	1-1	2-3	5-13
Nov. 17	at Mia.	2-3	1-3	2-6	0-2	5-14
Nov. 24	Den.	3-4	1-3	1-2	3-7	8-16
Nov. 28	at Dal.	2-4	3-3	0-2	1-5	6-14
Dec. 8	Bal.	3-4	1-4	0-3	0-6	4-17
Dec. 15	at Pitt.	4-4	0-3	1-2	1-5	6-14
Dec. 21	at NE	2-3	0-2	0-3	0-3	2-11
Dec. 29	NYJ	1-1	0-1	0-2	3-10	4-14
	TOTALS	31-50	15-43	10-41	19-65	76-212
	PCT.	62%	34.9%	24.4%	29.2%	35.8%
Jan. 4	at Hou.	4-5	1-2	3-6	3-8	11-21
	PCT.	80%	50%	50%	37.5%	52.4%

OPPONENTS THIRD-AND...						
Date	Opp.	1-3	4-6	7-9	10+	TOTAL
Sep. 8	at NYJ	3-4	2-4	1-3	1-6	7-17
Sep. 15	at NYG	1-3	2-2	0-4	0-3	3-12
Sep. 22	Cin.	1-1	1-5	1-3	0-2	3-11
Sep. 29	NE	1-2	2-4	1-5	1-7	5-18
Oct. 6	at Ten.	2-4	1-3	1-3	0-4	4-14
Oct. 20	Mia.	3-5	2-2	1-2	1-4	7-13
Oct. 27	Phi.	3-3	2-7	2-2	1-3	8-15
Nov. 3	Was.	0-1	2-4	0-1	0-5	2-11
Nov. 10	at Cle.	0-3	1-4	2-4	1-1	4-11
Nov. 17	at Mia.	1-1	1-2	0-1	2-10	4-14
Nov. 24	Den.	1-5	1-1	0-0	0-4	2-11
Nov. 28	at Dal.	3-3	1-3	2-3	1-4	7-13
Dec. 8	Bal.	3-5	0-2	0-1	0-3	3-11
Dec. 15	at Pitt.	3-3	0-0	2-3	0-7	5-13
Dec. 21	at NE	4-5	2-4	0-0	0-4	7-15
Dec. 29	NYJ	2-3	2-3	0-3	1-5	5-14
	TOTALS	31-51	22-50	13-40	9-72	76-212
	PCT.	60.8%	44%	32.5%	12.5%	35.8%
Jan. 4	at Hou.	1-5	2-2	2-4	1-2	6-13
	PCT.	20%	100%	50%	50%	46.2%

BILLS RED ZONE						
Date	Opp.	ATT	TD	FG	PTS	TD%
Sep. 8	at NYJ	1	1	0	7	100%
Sep. 15	at NYG	4	4	0	28	100%
Sep. 22	Cin.	4	2	1	18	50%
Sep. 29	NE	2	1	0	7	50%
Oct. 6	at Ten.	3	2	0	7	100%
Oct. 20	Mia.	2	1	1	10	50%
Oct. 27	Phi.	1	1	0	7	100%
Nov. 3	Was.	4	3	1	24	75%
Nov. 10	at Cle.	3	2	0	14	66.7%
Nov. 17	at Mia.	4	2	2	20	50%
Nov. 24	Den.	3	1	2	13	33.3%
Nov. 28	at Dal.	2	1	1	10	50%
Dec. 8	Bal.	3	1	1	11	33.3%
Dec. 15	at Pitt.	3	2	1	17	66.6%
Dec. 21	at NE	3	1	1	10	33.3%
Dec. 29	NYJ	2	0	2	6	0%
	TOTALS	44	25	13	199	56.8%
Jan 4.	at Hou.	2	1	1	10	50%

OPPONENTS RED ZONE						
Date	Opp.	ATT	TD	FG	PTS	TD%
Sep. 8	at NYJ	1	1	0	6	100%
Sep. 15	at NYG	1	1	0	7	100%
Sep. 22	Cin.	2	2	0	14	100%
Sep. 29	NE	3	1	1	9	33.3%
Oct. 6	at Ten.	3	1	0	7	50%
Oct. 20	Mia.	4	3	0	21	75%
Oct. 27	Phi.	4	3	1	24	75%
Nov. 3	Was.	2	0	2	6	0%
Nov. 10	at Cle.	4	2	1	16	50%
Nov. 17	at Mia.	3	2	0	14	66.7%
Nov. 24	Den.	0	0	0	0	--
Nov. 28	at Dal.	4	2	0	15	50%
Dec. 8	Bal.	3	2	1	17	66.6%
Dec. 15	at Pitt.	2	1	0	7	50%
Dec. 21	at NE	4	2	2	21	50%
Dec. 29	NYJ	3	1	1	10	33.3%
	TOTALS	43	24	7	198	55.8%
Jan 4.	at Hou.	2	1	1	11	50%



2019 TURNOVER BREAKDOWN

BILLS TAKEAWAYS

DATE	OPP.	TURNOVER	YARD LINE	QTR	RESULT
Sep. 8	at NYJ	Trent Murphy FR	NYJ-21	4	End of game
Sep. 15	at NYG	Trent Murphy INT (Eli Manning)	BUF-28	2	End of half
		Jordan Poyer INT (Eli Manning)	BUF-2	4	PUNT
Sep. 22	CIN	Matt Milano FR, Micah Hyde FF	CIN-38	2	FUMBLE
		Jordan Poyer FR, FF	BUF-20	2	HALF
		Tre'Davious White INT (Andy Dalton)	BUF-40	3	INT
		Tre'Davious White INT (Andy Dalton)	BUF-10	4	GAME
Sep. 29	NE	Micah Hyde INT (Tom Brady)	END ZONE	2	FG
Oct. 6	at Ten	NONE			
Oct. 20	MIA	Tre'Davious White INT (Ryan Fitzpatrick)	BUF-2	3	TD (8)
		Jerry Hughes FR, Tre'Davious White FF	MIA-16	4	TD
Oct. 27	PHI	Julian Stanford FR, Siran Neal FF (Special Teams)	PHI-43	3	DOWNS
Nov. 3	WAS	NONE			
Nov. 10	at Cle	NONE			
Nov. 17	at Mia	Jordan Poyer FR	BUF-25	2	TD
Nov. 24	DEN	Tre'Davious White INT (Brandon Allen)	BUF-15	2	HALF
Nov. 28	at DAL	Star Lotulelei INT (Dak Prescott)	DAL-29	2	Miss FG
		Trent Murphy FR, Ed Oliver FF	DAL-39	2	TD (6)
Dec. 8	BAL	Tremaine Edmunds INT (Lamar Jackson)	BAL-46	2	PUNT
Dec. 15	at Pit	Tre'Davious White INT (Devlin Hodges)	BUF-25	1	PUNT
		Jordan Poyer FR, Trent Murphy FF	BUF-9	2	HALF
		Tre'Davious White INT (Devlin Hodges)	PIT-18	3	FG
		Jordan Poyer INT (Devlin Hodges)	END ZONE	4	PUNT
		Levi Wallace INT (Devlin Hodges)	END ZONE	4	GAME
Dec. 22	at NE	Micah Hyde FR, Jordan Poyer FF	NE-31	1	FG
Dec. 29	NYJ	Levi Wallace INT (Sam Darnold)	BUF-49	1	PUNT

TOTALS: 23 takeaways for 37 points

BILLS PLAYOFF TAKEAWAYS

DATE	OPP.	TURNOVER	YARD LINE	QTR	RESULT
Jan. 4	at Hou	Tremaine Edmunds FR, Tre'Davious White FF	HOU-38	3	FG

TOTALS: 1 takeaways for 3 points



2019 TURNOVER BREAKDOWN

BILLS GIVEAWAYS					
DATE	OPP.	TURNOVER	YARD LINE	QTR	RESULT
Sep. 8	at NYJ	Josh Allen fumble	NYJ-38	1	PUNT
		Josh Allen INT (C.J. Mosley returned for TD)	BUF-17	1	TD (6)
		Josh Allen fumble	NYJ-37	2	PUNT
		Josh Allen INT (Neville Hewitt)	BUF-48	2	MFG
Sep. 15	at NYG	NONE			
Sep. 22	CIN	T.J. Yeldon fumble	CIN-11	2	PUNT
		Josh Allen INT (Darius Phillips)	BUF-22	3	TD
Sep. 29	NE	Josh Allen INT (Devin McCourty)	50	1	TD (6)
		Josh Allen INT (J.C. Jackson)	NE-29	1	PUNT
		Josh Allen INT (J.C. Jackson)	BUF-42	3	FG
		Matt Barkley INT (Jamie Collins)	NE-49	4	GAME
Oct. 6	at Ten	Josh Allen INT (Kevin Byard)	BUF-38	3	TD
Oct. 20	MIA	NONE			
Oct. 27	PHI	Josh Allen fumble	BUF-24	2	TD (8)
Nov. 3	WAS	NONE			
Nov. 10	at Cle	NONE			
Nov. 17	at Mia	NONE			
Nov. 24	DEN	Josh Allen INT (Justin Simmons)	DEN-47	2	INT
Nov. 28	at DAL	NONE			
Dec. 8	BAL	Josh Allen fumble	BUF-24	1	TD
Dec. 15	at Pit	Josh Allen INT (Steven Nelson)	BUF-20	2	FUMBLE
		Devin Singletary fumble	PIT-31	3	PUNT
Dec. 22	at NE	NONE			
Dec. 29	NYJ	Matt Barkley INT (James Burgess)	BUF-43	2	MFG
		Matt Barkley fumble	NYJ-42	3	PUNT
		Matt Barkley INT (Arthur Maulet)	BUF-42	4	FG
TOTALS: 19 giveaways for 47 points					

BILLS PLAYOFF GIVEAWAYS					
DATE	OPP.	TURNOVER	YARD LINE	QTR	RESULT
Jan. 4	at Hou	Josh Allen fumble	50	4	FG
TOTALS: 1 giveaways for 3 points					



2019 DRIVE EFFICIENCY

BILLS GAME-BY-GAME DRIVES

DATE	OPP.	QB	POSS	TD	FG	MFG	PUNT	INT	FUM	SAF	Downs	Clock	PTS	Pts/Poss
Sep. 8	at NYJ	Allen	13	2	1	0	3	2	2	0	0	1	17	1.31
Sep. 15	at NYG	Allen	12	4	0	0	7	0	0	0	0	1	28	2.33
Sep. 22	CIN	Allen	13	2	2	1	5	1	1	0	0	1	21	1.62
Sep. 29	NE	Allen/Barkley	14	1	1	1	6	4	0	0	1	0	10	0.71
Oct. 6	at TEN	Allen	12	2	0	0	6	1	0	0	1	2	14	1.17
Oct. 20	MIA	Allen	9	2	3	0	3	0	0	0	0	1	24	2.67
Oct. 27	PHI	Allen	13	2	0	1	6	0	1	0	2	1	13	1.00
Nov. 3	WAS	Allen	10	3	1	0	3	0	0	0	1	2	24	2.40
Nov. 10	at CLE	Allen	10	2	0	2	4	0	0	1	2	0	14	1.40
Nov. 17	at MIA	Allen	13	4	3	0	5	0	0	0	0	1	37	2.85
Nov. 24	DEN	Allen	11	2	2	0	4	1	0	0	0	2	20	1.82
Nov. 28	at DAL	Allen	10	3	2	1	3	0	0	0	0	1	26	2.60
Dec. 8	BAL	Allen	13	1	3	0	7	0	1	0	1	0	17	1.31
Dec. 15	at PIT	Allen	13	2	1	0	6	1	1	0	0	2	17	1.31
Dec.21/22	at NE	Allen	10	2	1	0	6	0	0	0	1	0	17	1.70
Dec. 29	NYJ	Allen/Barkley	11	0	2	0	6	2	1	0	0	0	6	0.55
TOTALS			187	34	32	6	80	12	7	1	9	15	305	1.63
Jan. 4	at HOU	Allen	11	1	4	0	4	0	1	0	1	0	19	1.73

OPPONENT GAME-BY-GAME DRIVES

DATE	OPP.	QB	POSS	TD	FG	MFG	PUNT	INT	FUM	SAF	Downs	Clock	PTS	Pts/Poss
Sep. 8	at NYJ	Darnold	11	1	0	1	7	0	1	1	1	0	8	0.73
Sep. 15	at NYG	Manning	12	2	0	1	5	2	0	0	1	1	14	1.17
Sep. 22	CIN	Dalton	13	2	1	0	6	2	2	0	0	0	17	1.31
Sep. 29	NE	Brady	13	1	1	0	9	1	0	0	0	1	9	0.69
Oct. 6	at TEN	Mariota	11	1	0	4	6	0	0	0	0	0	7	0.64
Oct. 20	MIA	Fitzpatrick	10	3	0	0	4	1	1	0	0	1	21	2.10
Oct. 27	PHI	Wentz	11	4	1	0	4	0	1	0	2	0	31	2.82
Nov. 3	WAS	Haskins	9	0	3	0	5	0	0	0	1	0	9	1.00
Nov. 10	at CLE	Mayfield	11	2	2	0	3	0	0	0	1	2	19	1.73
Nov. 17	at MIA	Fitzpatrick	13	2	0	0	6	0	1	0	3	1	13	1.00
Nov. 24	DEN	Allen	10	0	1	0	8	1	0	0	0	0	3	0.30
Nov. 28	at DAL	Prescott	10	2	0	2	2	1	1	0	2	0	15	1.50
Dec. 8	BAL	Jackson	14	3	1	0	7	1	0	0	0	2	24	1.71
Dec. 15	at PIT	Hodges	12	1	1	0	5	4	1	0	0	0	10	0.83
Dec.21/22	at NE	Brady	10	2	3	0	2	0	1	0	1	2	24	2.40
Dec. 29	NYJ	Darnold	12	1	2	2	5	1	0	0	0	1	13	1.08
TOTALS			182	27	16	10	84	14	9	1	12	11	237	1.30
Jan. 4	at HOU	Watson	12	2	2	0	5	0	1	0	1	2	22	1.83



THE LAST TIME....

BY BILLS	GMS SINCE	DATE/OPPONENT
Last Safety:	6	11/10/2019 at Cle (Tremaine Edmunds sack in EZ)
Last Own FG Blocked:	18	12/09/2018 vs. NYJ (Stephen Hauschka; 49 yds)
Last Missed PAT:	4	11/28/2019 at Dal
Last Own PAT Blocked:	9	10/27/2019 vs. Phi
Last 2-pt Conversion:	3	12/8/2019 vs. Bal (Allen to Beasley pass; 0 att since)
Last Opening-Drive TD:	8	11/3/2019 vs. Was
Last Turnover on Red-Zone Drive:	13	09/22/2019 vs. Cin (FUMBLE)
Last Shutout of Opp:	60	10/02/2016 at NE (16-0)
Last Shutout of Opp in 1st Half:	3	11/24/2019 vs. Den (W, 20-3)
Last 40+ Point Game:	16	12/30/2018 vs. Mia (W, 42-17)
Last 50+ Point Game:	179	11/23/2008 at KC (W, 54-31)
Last 300+ Yd Passer:	49	12/24/2016 vs. Mia (Tyrod Taylor; 329)
Last 100+ Yd Rusher:	5	11/24/2019 vs. Den (Devin Singletary; 106)
Last 100+ Yd Receiver:	0	12/29/2019 vs. NYJ (Duke Williams; 108)
Last Rush of 50+ Yds:	52	12/04/2016 at Oak (LeSean McCoy; 54)
Last Completion of 50+ yds:	1	12/21/2019 at NE (Josh Allen to John Brown, 53 TD)
Last TD Pass of 40+ yds:	1	12/21/2019 at NE (Josh Allen to John Brown, 53 TD)
Last TD Rush of 20+ yds:	16	12/30/2018 vs. Mia (Josh Allen; 30)
Last Fumble Return for TD:	22	11/11/2018 at NYJ (Jason Croom; 0 yds)
Last Blocked FG Return TD:	476	09/30/1990 vs. Den (Cornelius Bennett; 80 yds)
Last Blocked Punt Return TD:	85	11/24/2014 vs. NYJ (Manny Lawson; 0 yds)
Last Interception Return TD:	33	12/24/2017 at NE (Jordan Poyer; 19 yds)
Last Kickoff Return TD:	10	10/20/2019 vs. Mia (Micah Hyde; 45 yds)
Last Punt Return TD:	82	12/14/2014 vs. GB (Marcus Thigpen; 75 yds)
Last Successful Onside Kick:	40	11/02/2017 at NYJ (8 attempts since)
Last 2 Interception+ Game:	2	12/15/2019 at PIT (Tre'Davious White; 2)
Last Punt Blocked:	55	11/7/2016 at SEA (Jerry Hughes)
Last 3+ Rushing TD Performance:	58	10/16/2016 vs. SF (LeSean McCoy; 3)
Last 3+ Receiving TD Performance:	150	11/21/10 at CIN (Steve Johnson; 3)
Last 4+ TD Passing Performance:	89	10/26/2014 at NYJ (Kyle Orton; 4)
Last 3+ Sack Performance:	11	10/6/2019 at TEN (Jordan Phillips; 3.0)



THE LAST TIME....

BY OPPONENT	GMS SINCE	DATE/OPPONENT
Last Safety:	15	09/08/2019 at NYJ (Brian Poole)
Last Own FG Blocked:	4	11/28/2019 at Dal (Brett Maher; 35 yards)
Last Missed PAT:	7	11/10/2019 at Cle
Last Own PAT Blocked:	114	12/16/2012 vs. Sea
Last 2-pt Conversion:	1	12/21/2019 at NE (Tom Brady to Julian Edelman pass)
Last Opening-Drive TD:	4	11/28/2019 at Dal
Last Turnover on Red-Zone Drive:	10	10/20/2019 vs Mia
Last Shutout of Opp:	28	09/30/2018 at GB (0-22)
Last Shutout of Opp in 1st Half:	0	12/29/2019 vs. NYJ (0-3)
Last 40+ Point Game:	23	11/04/2018 vs. Chi (L, 9-41)
Last 50+ Point Game:	38	11/19/2017 at LAC (L, 24-54)
Last 300+ Yd Passer:	4	11/28/2019 at Dal (Dak Prescott; 355)
Last 100+ Yd Rusher:	7	11/10/2019 at Cle (Nick Dhubb; 116)
Last 100+ Yd Receiver:	6	11/17/2019 at Mia (Devante Parker; 135)
Last Rush of 50+ Yds:	9	10/27/2019 vs. Phi (Miles Sanders; 65)
Last Completion of 50+ yds:	3	12/8/2019 vs. Bal (Lamar Jackson to Hayden Hurst; 61 TD)
Last TD Pass of 40+ yds:	3	12/8/2019 vs. Bal (Lamar Jackson to Hayden Hurst; 61 TD)
Last TD Rush of 20+ yds:	9	10/27/2019 vs. Phi (Miles Sanders; 65)
Last Fumble Return for TD:	23	11/04/2018 vs. Chi (Eddie Jackson; 65 yds)
Last Blocked FG Return TD:	768	11/08/1970 vs. Cin (Lemar Parrish; 83 yds)
Last Blocked Punt Return TD:	12	09/29/2019 vs. NE (Matthew Slater; 11 yds)
Last Interception Return TD:	15	09/08/2019 at NYJ (C.J. Mosley; 17 yds)
Last Kickoff Return TD:	6	11/17/2019 at Mia (Jakeem Grant; 101 yds)
Last Punt Return TD:	107	10/03/2013 at Cle (Travis Benjamin; 79 yds)
Last Successful Onside Kick:	6	11/17/2019 at Mia (1 att. since)
Last 2 Interception+ Game:	12	09/29/2019 vs. NE (J.C. Jackson; 2)
Last Punt Blocked:	12	09/29/2019 vs. NE (J.C. Jackson)
Last 3+ Rushing TD Performance:	50	12/11/2016 vs. PIT (Le'Veon Bell; 3)
Last 3+ Receiving TD Performance:	302	09/23/2001 at IND (Marvin Harrison; 3)
Last 4+ TD Passing Performance:	25	10/21/2018 at IND (Adrew Luck; 4)
Last 3+ Sack Performance:	28	9/30/2018 at GB (Kyler Fackrell; 3.0)



2019 PLAYOFF STATS

RUSHING	NO.	YDS	AVG	LG	TD
J.Allen	9	92	10.2	42	0
D.Singletary	13	58	4.5	18	0
F.Gore	8	22	2.8	14	0
BILLS	30	172	5.7	42	0
OPPONENTS	33	141	4.3	20†	

RECEIVING	NO.	YDS	AVG	LG	TD
D.Singletary	6	76	12.7	38	0
J.Brown	4	50	12.5	28	0
D.Williams	4	49	12.3	20	0
C.Beasley	4	44	11.0	21	0
I.McKenzie	4	23	5.8	10	0
J.Allen	1	16	16.0	16†	1
D.Knox	1	14	14.0	14	0
L.Smith	1	8	8.0	8	0
BILLS	25	280	11.2	38	1
OPPONENTS	20	247	12.4	41	

	Q1	Q2	Q3	Q4	OT	PTS
BILLS	7	6	3	3	0	19
OPPONENTS	0	0	8	11	3	22

TEAM STATS	BILLS	OPP
Total First Downs	24	19
Rushing	10	5
Passing	14	13
Penalty	0	1
3rd Down: Made/Att	11/21	6/13
3rd Down Pct.	52.4%	46.2%
4th Down: Made/Att	0/1	0/1
4th Down Pct.	0.0%	0.0%
Possession Avg.	29:31	30:29
Total Net Yards	425	360
Avg. Per Game	425.0	360.0
Total Plays	81	65
Avg. Per Play	5.2	5.5
Net Yards Rushing	172	141
Avg. Per Game	172.0	141.0
Total Rushes	30	33
Net Yards Passing	253	219
Avg. Per Game	253.0	219.0
Sacked/Yards Lost	3/27	7/28
Gross Yards	280	247
Attempts/Completions	48/25	25/20
Completion Pct.	52.1%	80.0%
Had Intercepted	0	0
Punts/Average	4/44.8	5/43.2
Net Punting Avg.	37	41.6
Penalties/Yards	7/64	4/20
Fumbles/Ball Lost	2/1	2/1
Touchdowns	1	2
Rushing	0	1
Passing	1	1
Returns	0	0

PASSING	ATT	CMP	YDS	CMP%	YDS/ATT	TD	TD%	INT	INT%	LG	SACK	LOST	RAT
J.Allen	46	24	264	52.2%	5.7	0	0.0%	0	0.0%	38	3/	27	69.5
J.Brown	1	1	16	100.0%	16.0	1	100.0%	0	0.0%	16†	0/	0	158.3
C.Bojorquez	1	0	0	0.0%	0.0	0	0.0%	0	0.0%	0	0/	0	39.6
BILLS	48	25	280	52.1%	5.8	1	2.1%	0	0.0%	38	3/	27	76.7
OPPONENTS	25	20	247	80.0%	9.9	1	4.0%	0	0.0%	41	7/	28	121.2



2019 PLAYOFF MISC. STATS

PLAYER	Tack	Solo	Ast	Sack	Yds	INT	Yds	PD	TFL	QBH	FF	FR	TD
Matt Milano	12	8	4	0.0	0.0	0	0	0	1	1	0	0	0
Tremaine Edmunds	12	8	4	1.0	7.0	0	0	0	1	2	0	1	0
Kevin Johnson	9	7	2	0.0	0.0	0	0	0	0	0	0	0	0
Micah Hyde	5	4	1	0.0	0.0	0	0	0	0	0	0	0	0
Tre'Davious White	5	4	1	0.0	0.0	0	0	0	0	0	1	0	0
Trent Murphy	6	4	2	2.0	6.0	0	0	0	1	2	0	0	0
Jerry Hughes	4	3	1	3.0	6.0	0	0	0	3	4	0	0	0
Shaq Lawson	2	2	0	0.0	0.0	0	0	0	0	1	0	0	0
Star Lotulelei	2	2	0	0.0	0.0	0	0	0	0	0	0	0	0
Siran Neal	3	2	1	1.0	9.0	0	0	1	1	1	0	0	0
Lorenzo Alexander	2	1	1	0.0	0.0	0	0	0	0	0	0	0	0
Jordan Poyer	6	1	5	0.0	0.0	0	0	0	0	0	0	0	0
Taron Johnson	0	0	0	0.0	0.0	0	0	1	0	0	0	0	0
Jordan Phillips	0	0	0	0.0	0.0	0	0	0	0	1	0	0	0
Ed Oliver	4	0	4	0.0	0.0	0	0	0	0	0	0	0	0
TOTALS	72	46	26	7.0	28.0	0	0	2	7	12	1	1	0

KICK RETURNS	No.	Yds	Avg	Long	TD
None	-	-	-	-	-
BILLS	-	-	-	-	-
OPPONENTS	2	15	7.5	13	0

SCORING	PAT	FG	2P	PTS
S.Hauschka	1/1	4/4	0	13
BILLS	1/1	4/4	0	19
OPPONENTS	0/0	2/2	2	22

PUNT RETURNS	No.	FC	Yds	Avg	LG	TD
A.Roberts	1	3	8	8.0	8	0
BILLS	1	3	8	8.0	8	0
OPPONENTS	1	1	11	11.0	11	0

FIELD GOALS	1-19	20-29	30-39	40-49	50+
S.Hauschka	0/0	0/0	1/1	3/3	0/0
BILLS	0/0	0/0	1/1	3/3	0/0
OPPONENTS	0/0	1/1	0/0	1/1	0/0

PUNTING	No.	Yds	Avg	Net	TB	IN	LG	BK
C.Bojorquez	4	179	44.8	37.0	1	1	56	0
BILLS	4	179	44.8	37.0	1	1	56	0
OPPONENTS	5	216	43.2	41.6	0	3	56	0

GAME-BY-GAME FIELD GOAL ATTEMPTS
Hauschka: (40G, 40G, 38G, 47G)
OPP: (41G, 28G)

SPECIAL TEAMS TACKLES	
Lorenzo Alexander	1
Siran Neal	1
Julian Stanford	1

FIRST DOWNS GAINED			
Player	Rush	Rec.	Total
Josh Allen	6	1	7
Devin Singletary	2	4	6
Duke Williams	0	3	3
Frank Gore	2	0	2
Cole Beasley	0	2	2
John Brown	0	2	2
Dawson Knox	0	1	1
Isaiah McKenzie	0	1	1



HISTORY

BILLS FOOTBALL



ALL-TIME REGULAR SEASON SERVICE

MOST SEASONS PLAYED

Rank	No.	Name
1.	15	WR Andre Reed (1985-99) DE Bruce Smith (1985-99)
2.	14	G Jim Ritcher (1980-93)
4.	13	OL Joe Devlin (1976-82, 1984-89) P Brian Moorman (2001-13) DT Kyle Williams (2006-2018)

MOST REGULAR SEASON GAMES

Rank	Games	Name
1.	221	WR Andre Reed (1985-99)
2.	217	DE Bruce Smith (1985-99)
3.	203	G Jim Ritcher (1980-93)
4.	191	OL Joe Devlin (1976-82, 1984-89)
5.	190	P Brian Moorman (2001-13)
6.	188	LB Darryl Talley (1983-1994)
7.	183	DT Kyle Williams (2006-2018)
8.	178	S Steve Freeman (1975-1986)
9.	173	LB Mike Pike (1987-1998)
	173	RB Thurman Thomas (1988-1999)

MOST GAMES PLAYED BY POSITION

QUARTERBACKS

Rank	Games	Name
1.	164	QB Joe Ferguson (1973-84)
2.	160	QB Jim Kelly (1986-1996)
3.	93	QB Frank Reich (1985-94)

OFFENSIVE LINEMAN

Rank	Games	Name
1.	203	G Jim Ritcher (1980-93)
2.	191	OL Joe Devlin (1976-82, 1984-89)
3.	170	C Kent Hull (1986-1996)

WIDE RECEIVERS/TIGHT ENDS

Rank	Games	Name
1.	221	WR Andre Reed (1985-99)
2.	160	WR Steve Tasker (1986-97)
3.	156	TE Pete Metzelaars (1985-1994)

RUNNING BACKS

Rank	Games	Name
1.	173	RB Thurman Thomas (1988-99)
2.	112	RB O.J. Simpson (1969-77)
3.	106	RB Fred Jackson (2007-14)

DEFENSIVE LINEMAN

Rank	Games	Name
1.	217	DE Bruce Smith (1985-99)
2.	183	DT Kyle Williams (2006-2018)
3.	162	NT Fred Smerlas (1979-89)

LINEBACKERS

Rank	Games	Name
1.	188	LB Darryl Talley (1983-1994)
2.	173	LB Mark Pike (1987-1998)
3.	142	LB Mike Stratton (1962-1972)

SECONDARY

Rank	Games	Name
1.	178	DB Steve Freeman (1975-86)
2.	151	DB Charles Romes (1977-86)
3.	144	DB Henry Jones (1991-00)

SPECIALISTS

Rank	Games	Name
1.	190	P Brian Moorman (2001-13)
2.	159	P Chris Mohr (1991-2000)
3.	152	K Rian Lindell (2003-12)



ALL-TIME REGULAR SEASON SCORING

ALL-TIME LEADING SCORERS

Rank	Points	Player
1.	1,011	K Steve Christie (1992-2000)
2.	980	K Rian Lindell (2003-12)
3.	670	K Scott Norwood (1985-91)
4.	522	RB Thurman Thomas (1988-99) WR Andre Reed (1985-99)
5.	464	K Dan Carpenter (2013-16)

MOST POINTS, CAREER

Rank	Points	Player
1.	1,011	K Steve Christie (1992-2000)
2.	980	K Rian Lindell (2003-12)
3.	670	K Scott Norwood (1985-91)
4.	522	RB Thurman Thomas (1988-99) WR Andre Reed (1985-99)

MOST TOUCHDOWNS, CAREER

Rank	TDs	Player
1.	87	RB Thurman Thomas (1988-99) WR Andre Reed (1985-99)
3.	70	RB O.J. Simpson (1969-77)
4.	49	WR Eric Moulds (1996-2005)
5.	43	WR Lee Evans (2004-10)

MOST FIELD GOALS MADE, CAREER

Rank	FGs	Player
1.	234	K Steve Christie (1992-2000)
2.	225	K Rian Lindell (2003-12)
3.	133	K Scott Norwood (1985-91)
4.	109	K Dan Carpenter (2013-16)
5.	74	K John Lypoldt (1971-76)

MOST POINTS, SEASON

Rank	Points	Player/Season
1.	140	K Steve Christie (1998)
2.	138	RB O.J. Simpson (1975)
3.	133	K Dan Carpenter (2014)
4.	131	K Dan Carpenter (2013)
5.	129	K Scott Norwood (1988)

MOST TOUCHDOWNS, SEASON

Rank	TDs	Player/Season
1.	16	RB O.J. Simpson (1975)
2.	13	RB Cookie Gilchrist (1962) RB Travis Henry (2002) RB Willis McGahee (2004) RB LeSean McCoy (2016)

MOST FIELD GOALS MADE, SEASON

Rank	FGs	Player/Season
1.	34	Dan Carpenter (2014)
2.	33	Steve Christie (1998) Dan Carpenter (2013)
4.	32	Scott Norwood (1988)
5.	31	Steve Christie (1995)

ALL-TIME SCORING

Overall TDs	2,105
TDs by rushing	785
TDs by reception	1,113
TDs by INT return.....	89
TDs by kickoff return.....	26
TDs by punt return	24
TDs by fumble return	55
TDs by blocked punt/FG	13
FGs made.....	1,180



ALL-TIME REGULAR SEASON SCORING

MOST POINTS, GAME

Rank	Points	Player/Game
1.	30	Cookie Gilchrist, vs. N.Y. Jets 12/8/63 (5 tdr)
2.	24	O.J. Simpson, vs. New England 11/23/75 (2 tdr, 2 tdp) Roland Hooks, vs. Cincinnati 9/9/79 (4 tdr) Jerry Butler, vs. N.Y. Jets 9/23/79 (4 tdp) Don Beebe, vs. Pittsburgh 9/8/91 (4 tdp) Thurman Thomas, vs. L.A. Rams 9/6/92 (3 tdr, 1 tdp) Willis McGahee, at Seattle 11/28/04 (4 tdr)

MOST TOUCHDOWNS, GAME

Rank	Points	Player/Game
1.	5	Cookie Gilchrist, vs. N.Y. Jets 12/8/63 (5 rush)
2.	4	O.J. Simpson, vs. New England 11/23/75 (2 rush, 2 rec.) Roland Hooks, vs. Cincinnati 9/9/79 (4 rush) Jerry Butler, vs. N.Y. Jets 9/23/79 (4 rec.) Don Beebe, vs. Pittsburgh 9/8/91 (4 rec.) Thurman Thomas, vs. L.A. Rams 9/6/92 (3 rush, 1 rec.) Willis McGahee, at Seattle 11/28/04 (4 rush)

MOST FIELD GOALS MADE, GAME

Rank	FGs	Player/Game
1.	6	Steve Christie, at N.Y. Jets 10/20/96
2.	5	Pete Gogolak, at Houston 12/5/65 Scott Norwood, vs. Pittsburgh 9/25/88 Steve Christie, at Houston 9/18/94 Steve Christie, vs. N.Y. Jets 10/8/95 Rian Lindell, vs. Houston 9/11/05 Rian Lindell, vs. Tennessee 12/24/06 Rian Lindell, at Washington 12/2/07 Dan Carpenter, vs. Miami 9/14/14

LONGEST FIELD GOAL

Rank	LG	Player/Game
1.	59	Steve Christie, 9/26/93 vs. Miami
2.	58	Dan Carpenter, 10/5/15 at Detroit
3.	56	Stephen Hauschka, 11/26/17 at KC Stephen Hauschka, 10/1/17 at Atlanta Rian Lindell, 11/29/09 vs. Miami Dave Rayner, 11/20/11 at Miami

MOST CONSECUTIVE GAMES WITH A TD

Rank	Games	Player/Season
1.	14	O.J. Simpson (1975)
2.	7	Cookie Gilchrist (1962)
3.	6	Cookie Gilchrist (1963) Robb Riddick (1988) Thurman Thomas (1989) Thurman Thomas (1990) C.J. Spiller (2011-12) Karlos Williams (2015)



ALL-TIME REGULAR SEASON PASSING

ALL-TIME LEADING PASSERS

Player	Seasons	G	Att	Cmp	Pct	Yds	TD	Lg	Rate
1. Jim Kelly	1986-1996(11)	160	4779	2874	60.1	35467	237	84t	84.4
2. Joe Ferguson	1973-1984(12)	164	4166	2188	52.5	27590	181	92t	68.9
3. Jack Kemp	1962-1969(7)	88	2240	1039	46.4	15134	77	94	55.8
4. Ryan Fitzpatrick	2009-2012(4)	55	1742	1041	59.8	11654	80	98t	79.8
5. Drew Bledsoe	2002-2004(3)	48	1531	905	59.1	10151	55	73t	79.2
6. Tyrod Taylor	2015-2017(3)	44	1236	774	62.6	8857	51	84t	92.5
7. Doug Flutie	1998-2000(3)	39	1063	598	56.3	7582	47	84t	81.7
8. Dennis Shaw	1970-1973(4)	45	916	485	52.9	6286	35	75t	57.1
9. J.P. Losman	2004-2008(5)	42	941	558	59.3	6211	33	87t	75.6
10. Trent Edwards	2007-2010(4)	34	878	535	60.9	5739	25	70t	76.8
11. Josh Allen	2018-2019(2)	28	781	440	56.3	5163	30	75t	78.2
12. Rob Johnson	1998-2001(4)	30	663	401	60.5	4798	27	74t	85.5
13. EJ Manuel	2013-2016(4)	28	547	319	58.3	3502	19	80t	77.5
14. Todd Collins	1995-1997(3)	28	519	284	54.7	3218	16	95t	68.5
15. Kyle Orton	2014-2014(1)	12	447	287	64.2	3018	18	84	87.8
16. Alex Van Pelt	1995-2003(9)	32	477	262	54.9	2985	16	80t	64.1
17. Frank Reich	1985-1994(9)	93	377	222	58.9	2540	18	63t	81.9
18. Daryle Lamonica	1963-1966(4)	56	353	150	42.5	2499	16	93	55
19. Johnny Green	1960-1961(2)	18	354	145	41	2170	16	70	59.2
20. Warren Rabb	1961-1962(2)	23	251	101	40.2	1782	15	76	58.6

MOST TD PASSES, CAREER

Player	TDs
1. Jim Kelly.....	237
2. Joe Ferguson	181
3. Ryan Fitzpatrick	80

MOST COMPLETIONS, CAREER

Player	Comps
1. Jim Kelly.....	2,874
2. Joe Ferguson	2,188
3. Ryan Fitzpatrick	1,041

BEST QB RATING, CAREER

Player	QB Rating
1. Tyrod Taylor.....	92.5
2. Jim Kelly.....	84.4
3. Ryan Fitzpatrick	79.8

MOST ATTEMPTS, CAREER

Player	Atts
1. Jim Kelly.....	4,779
2. Joe Ferguson	4,166
3. Jack Kemp.....	2,240

BEST COMPLETION %, CAREER

Player	Comp%
1. Tyrod Taylor.....	62.6
2. Jim Kelly.....	60.1
3. Ryan Fitzpatrick	59.8

MOST INTS, CAREER

Player	INTs
1. Joe Ferguson	190
2. Jim Kelly.....	175
3. Jack Kemp.....	132

[Min. 500 attempts]



ALL-TIME REGULAR SEASON PASSING

MOST PASSING YARDS, SEASON

Player	Season	G	Att	Cmp	Pct	Yds	TD	Int	Lg	Rate
1. Drew Bledsoe	2002	16	610	375	61.5	4359	24	15	73t	86
2. Jim Kelly	1991	15	474	304	64.1	3844	33	17	77t	97.6
3. Ryan Fitzpatrick	2011	16	569	353	62	3832	24	23	60t	79.1
4. Joe Ferguson	1981	16	498	252	50.6	3652	24	20	67t	74.1
5. Jim Kelly	1986	16	480	285	59.4	3593	22	17	84t	83.3
6. Joe Ferguson	1979	16	458	238	52	3572	14	15	84t	74.4
7. Jim Kelly	1992	16	462	269	58.2	3457	23	19	65t	81.2
8. Ryan Fitzpatrick	2012	16	505	306	60.6	3400	24	16	68t	83.3
9. Jim Kelly	1993	16	470	288	61.3	3382	18	18	65t	79.9
10. Jim Kelly	1988	16	452	269	59.5	3380	15	17	66t	78.2

MOST ATTEMPTS, SEASON

Player	Atts
1. Drew Bledsoe (2002).....	610
2. Ryan Fitzpatrick (2011) ..	569
3. Joe Ferguson (1983)	508

BEST COMPLETION %, SEASON

Player	Comp%
1. Kelly Holcomb (2005).....	67.4
2. Trent Edwards (2008).....	65.5
3. Kyle Orton (2014).....	64.2

LOWEST INT %, SEASON

Player	INT %
1. Joe Ferguson (1976)	0.7
2. Tyrod Taylor (2017).....	1.0
3. Doug Flutie (2000)	1.3

MOST COMPLETIONS, SEASON

Player	Comps
1. Drew Bledsoe (2002).....	375
2. Ryan Fitzpatrick (2011) ..	353
3. Ryan Fitzpatrick (2012) ..	306

BEST QB RATING, SEASON

Player	QB Rating
1. Jim Kelly (1990).....	101.2
2. Tyrod Taylor (2015).....	99.4
3. Jim Kelly (1991).....	97.6

MOST INTS, SEASON

Player	INTs
1. Dennis Shaw (1971).....	26
2. Joe Ferguson (1983)	25
3. Joe Ferguson (1977)	24

MOST TD PASSES, SEASON

Player	TDs
1. Jim Kelly (1991).....	33
2. Joe Ferguson (1983)	26
3. Joe Ferguson (1975)	25

FEWEST INTS, SEASON

Player	INTs
1. Joe Ferguson (1976).....	1
2. Doug Flutie (2000)	3
3. Tyrod Taylor (2017)	4

LONGEST PASSING PLAYS

Yards	Player	Game
98	Ryan Fitzpatrick (to Terrell Owens)	11/22/09 at Jax.
95	Todd Collins (to Quinn Early)	12/1/96 at Indianapolis
94	Jack Kemp (to Glenn Bass)	10/11/64 at Houston
92	Joe Ferguson (to Frank Lewis)	9/17/78 at Miami



ALL-TIME REGULAR SEASON PASSING

MOST PASSING YARDS, GAME

Rank	Yards	Player/Game
1.	463	Drew Bledsoe 9/15/02 at Minnesota
2.	419	Joe Ferguson 10/9/83 vs. Miami
3.	417	Drew Bledsoe 10/6/02 vs. Oakland
4.	403	Jim Kelly 9/13/92 at San Francisco
5.	392	Jim Kelly 10/21/91 vs. Cincinnati

MOST TOUCHDOWN PASSES, GAME

Rank	TDs	Player/Game
1.	6	Jim Kelly 9/8/91 vs. Pittsburgh
2.	5	Joe Ferguson 9/23/79 vs. N.Y. Jets Joe Ferguson 10/9/83 at Miami Jim Kelly 9/24/89 at Houston (OT) Jim Kelly 10/21/91 vs. Cincinnati

MOST ATTEMPTS, GAME

Rank	Atts	Player/Game
1.	57	Kyle Orton 12/7/14 at Denver
2.	55	Joe Ferguson 10/9/83 at Miami
3.	53	Drew Bledsoe 10/6/02 vs. Oakland
4.	52	Jim Kelly 12/8/91 at L.A. Raiders
5.	51	Drew Bledsoe 12/8/02 at NE Ryan Fitzpatrick 11/7/10 vs. Chicago

MOST COMPLETIONS, GAME

Rank	Comps	Player/Game
1.	38	Joe Ferguson 10/9/83 at Miami Kyle Orton 12/7/14 at Denver
3.	35	Drew Bledsoe 9/15/02 at Minnesota
4.	33	Jim Kelly 12/8/91 at L.A. Raiders

BEST COMPLETION %, GAME

Rank	Comp%	Player/Game
1.	83.33%	Trent Edwards (25-30) 10/19/08 vs. San Diego
2.	82.86%	Jim Kelly (29-35) 11/24/94 at Detroit
3.	82.61%	Jim Kelly (19-23) 11/3/96 vs. Washington
4.	82.14%	Doug Flutie (23-28) 10/11/98 at Indianapolis
5.	81.81%	Doug Flutie (18-22) 10/25/98 at Carolina

MOST INTERCEPTIONS, GAME

Rank	INTs	Player/Game
1.	6	Joe Ferguson 11/10/74 vs. Houston

MOST CONSECUTIVE COMPLETIONS

Player	Game(s)	COMP
1. Trent Edwards	9/7/08 vs. SEA - 9/14/08 at JAX	16
2. Jim Kelly	2/23/89 at NYJ - 9/9/90 vs. Ind	15



ALL-TIME REGULAR SEASON RUSHING

ALL-TIME LEADING RUSHERS

Player	Season	G	Att	Yds	Avg	Lg	TD	Att/G	Yds/G
1. Thurman Thomas	1988-1999(12)	173	2849	11938	4.19	80†	65	16.5	69.0
2. O.J. Simpson	1969-1977(9)	112	2123	10183	4.80	94†	57	19	90.9
3. Fred Jackson	2007-2014(8)	106	1279	5646	4.41	80†	30	12.1	53.3
4. Joe Cribbs	1980-1985(5)	64	1082	4445	4.11	62†	21	16.9	69.5
5. Travis Henry	2001-2004(4)	54	963	3849	4.00	64	27	17.8	71.3
6. LeSean McCoy	2015-2018(4)	57	885	3814	4.31	75†	24	15.5	66.9
7. Wray Carlton	1960-1967(8)	87	819	3368	4.11	80	29	9.4	38.7
8. Willis McGahee	2004-2006(3)	46	868	3365	3.88	57†	24	18.9	73.2
9. C.J. Spiller	2010-2014(5)	70	668	3321	4.97	77	12	9.5	47.4
10. Cookie Gilchrist	1962-1964(3)	42	676	3056	4.52	67	31	16.1	72.8
11. Antowain Smith	1997-2000(4)	57	760	2932	3.86	59	26	13.3	51.4
12. Jim Braxton	1971-1978(8)	80	721	2842	3.94	36	23	9	35.5
13. Marshawn Lynch	2007-2010(4)	45	687	2765	4.02	56†	17	15.3	61.4
14. Kenneth Davis	1989-1994(6)	96	561	2460	4.39	78†	23	5.8	25.6
15. Greg Bell	1984-1987(4)	40	589	2420	4.11	85†	19	14.7	60.5
16. Curtis Brown	1977-1982(6)	76	564	2171	3.85	58†	8	7.4	28.6
17. Roland Hooks	1976-1982(7)	98	399	1682	4.22	66	12	4.1	17.2
18. Terry Miller	1978-1980(3)	47	389	1579	4.06	75	8	8.3	33.6
19. Tyrod Taylor	2015-2017(3)	44	283	1575	5.57	49	14	6.4	35.8
20. Darick Holmes	1995-1998(4)	48	385	1383	3.59	38†	10	8	28.8

MOST RUSHING YARDS, SEASON

Player	Season	G	Att	Yds	Avg	Lg	TD	Att/G	Yds/G
1. O.J. Simpson	1973 Buf	14	332	2003	6.03	80†	12	23.7	143.1
2. O.J. Simpson	1975 Buf	14	329	1817	5.52	88†	16	23.5	129.8
3. O.J. Simpson	1976 Buf	14	290	1503	5.18	75†	8	20.7	107.4
4. Thurman Thomas	1992 Buf	16	312	1487	4.77	44	9	19.5	92.9
5. Travis Henry	2002 Buf	16	325	1438	4.42	34	13	20.3	89.9
6. Thurman Thomas	1991 Buf	15	288	1407	4.89	33	7	19.2	93.8
7. Travis Henry	2003 Buf	15	331	1356	4.1	64	10	22.1	90.4
8. Thurman Thomas	1993 Buf	16	355	1315	3.7	27	6	22.2	82.2
9. Thurman Thomas	1990 Buf	16	271	1297	4.79	80†	11	16.9	81.1
10. LeSean McCoy	2016 Buf	15	234	1267	5.41	75†	13	15.6	84.5
11. O.J. Simpson	1972 Buf	14	292	1251	4.28	94†	6	20.9	89.4
12. Willis McGahee	2005 Buf	16	325	1247	3.84	27	5	20.3	77.9
13†. C.J. Spiller	2012 Buf	16	207	1244	6.01	62	6	12.9	77.8
13†. Thurman Thomas	1989 Buf	16	298	1244	4.17	38	6	18.6	77.8
15. Joe Cribbs	1980 Buf	16	306	1185	3.87	48	11	19.1	74.1



ALL-TIME REGULAR SEASON RUSHING

MOST RUSHING ATTEMPTS, CAREER

Rank	Atts	Player/Seasons
1.	2,849	Thurman Thomas 1988-99
2.	2,123	O.J. Simpson 1969-77
3.	1,279	Fred Jackson 2007-14
4.	1,082	Joe Cribbs 1980-83, 1985
5.	963	Travis Henry 2001-04

MOST RUSHING TOUCHDOWNS, CAREER

Rank	TDs	Player/Seasons
1.	65	Thurman Thomas 1988-99
2.	57	O.J. Simpson 1969-77
3.	31	Cookie Gilchrist 1962-64
4.	30	Fred Jackson 2007-14
5.	29	Wray Carlton 1960-67

BEST RUSHING AVERAGE, CAREER

Rank	Avg	Player/Seasons
1.	5.57	Tyrod Taylor 2015-2017
2.	4.97	C.J. Spiller 2010-14
3.	4.80	O.J. Simpson 1969-77
4.	4.52	Cookie Gilchrist 1962-64
5.	4.41	Fred Jackson 2007-14

MOST 100 YARD GAMES, CAREER

Rank	Games	Player/Seasons
1.	46	Thurman Thomas 1988-99
2.	41	O.J. Simpson 1969-77
3.	15	Fred Jackson 2007-14

LONGEST RUSHING PLAYS

Player	Game	Long
1. O.J. Simpson	10/29/72 vs. PITT	94t
2. O.J. Simpson	9/28/75 vs. PITT	88t
3. Greg Bell	11/18/84 vs. DAL	85t
4t. Wray Carlton	12/5/65 at HOU	80t
4t. O.J. Simpson	11/18/84 vs. DAL	80t
4t. Thurman Thomas	11/18/90 vs. NE	80t
4t. Fred Jackson	10/16/11 at NYG	80t

MOST RUSHING ATTEMPTS, SEASON

Rank	ATTs	Player/Season
1.	355	Thurman Thomas 1993
2.	332	O.J. Simpson 1973
3.	331	Travis Henry 2003
4.	329	O.J. Simpson 1975
5.	325	Travis Henry 2002 Willis McGahee 2005

MOST RUSHING TOUCHDOWNS, SEASON

Rank	TDs	Player/Season
1.	16	O.J. Simpson 1975
2.	13	Cookie Gilchrist 1962 Travis Henry 2002 Willis McGahee 2004 LeSean McCoy 2016

BEST RUSHING AVERAGE, SEASON

Rank	Avg	Player/Season
1.	6.03	O.J. Simpson 1973
2.	6.01	C.J. Spiller 2012
3.	5.52	O.J. Simpson 1975
4.	5.49	Fred Jackson 2011
5.	5.46	Tyrod Taylor 2015

MOST 1,000 YARD RUSHING SEASONS

Rank	1,000 Yard Seasons	Player
1.	8	Thurman Thomas
2.	5	O.J. Simpson
3.	3	Joe Cribbs

MOST 100 YARD GAMES, SEASON

Rank	Games	Player/Seasons
1.	11	O.J. Simpson 1973
2.	9	Thurman Thomas 1992
3.	8	O.J. Simpson 1975 Thurman Thomas 1991



ALL-TIME REGULAR SEASON RUSHING

MOST RUSHING YARDS, GAME

Rank	Yards	Player/Game
1.	273	O.J. Simpson 11/25/76 at Detroit
2.	250	O.J. Simpson 9/16/73 at New England
3.	243	Cookie Gilchrist 12/8/63 vs. N.Y. Jets
4.	227	O.J. Simpson 9/28/75 at Pittsburgh
5.	219	O.J. Simpson 12/9/73 vs. New England

MOST RUSHING ATTEMPTS, GAME

Rank	Atts	Player/Game
1.	39	O.J. Simpson 10/29/73 vs. Kansas City
2.	37	Thurman Thomas 11/8/92 vs. Pittsburgh Willis McGahee 11/7/04 vs. N.Y. Jets
4.	36	Cookie Gilchrist 12/8/63 vs. N.Y. Jets Joe Cribbs 12/4/83 at Kansas City

MOST RUSHING TOUCHDOWNS, GAME

Rank	TDs	Player/Game
1.	5	Cookie Gilchrist 12/8/63 vs. N.Y. Jets
2.	4	Roland Hooks 9/9/79 vs. Cincinnati Willis McGahee 11/28/04 at Seattle

BEST RUSHING AVERAGE, GAME

Rank	AVG	Player/Game
1.	13.45	Wray Carlton 12/5/65 at Houston
2.	12.07	C.J. Spiller 9/9/12 at N.Y. Jets
3.	11.89	Thurman Thomas 9/24/90 at N.Y. Jets
4.	11.59	O.J. Simpson 11/17/75 at Cincinnati
5.	10.75	Antowain Smith 9/21/97 vs. Indianapolis

*Min. 10 attempts

MOST CONSECUTIVE RUSHING TD

Player	Games	Total
1t. Cookie Gilchrist	9/30/62 at DAL - 11/11/62 at SD	7
1t. O.J. Simpson	11/9/75 vs. BAL - 12/20/75 vs. MIN	7
3t. O.J. Simpson	9/21/75 vs. NYJ - 10/26/75 vs. MIA	6
3t. Robb Riddick	10/9/88 vs. IND - 11/14/88 at MIA	6

LONGEST NON-SCORING RUSHING PLAYS

Player	Game	Long
1. C.J. Spiller	12/1/13 vs. ATL	77
2. Terry Miller	11/18/79 vs. GB	75
3. Wayne Patrick	10/11/69 vs. BOS	72
4. O.J. Simpson	12/9/73 vs. NE	71
5. Ben Gregory	9/29/68 vs. NYJ	67



ALL-TIME REGULAR SEASON RECEIVING

ALL-TIME LEADING RECEIVERS

Player	Season	G	Rec	Yds	Avg	Lg	TD
1. Andre Reed	1985-1999(15)	221	941	13095	13.9	83t	86
2. Eric Moulds	1996-2005(10)	154	675	9096	13.5	84t	48
3. Thurman Thomas	1988-1999(12)	173	456	4341	9.5	74t	22
4. Lee Evans	2004-2010(7)	109	377	5934	15.7	87t	43
5. Fred Jackson	2007-2014(8)	106	322	2640	8.2	65t	7
6. Josh Reed	2002-2009(8)	115	311	3575	11.5	52	10
7. Pete Metzelaars	1985-1994(10)	156	302	2921	9.7	53t	25
8. Stevie Johnson	2008-2013(6)	75	301	3832	12.7	63	28
9. Bob Chandler	1971-1979(9)	116	295	3999	13.6	58t	34
10. Elbert Dubenion	1960-1968(9)	103	294	5294	18	89	35
11. Peerless Price	1999-2007(6)	84	288	3772	13.1	73t	25
12. Jerry Butler	1979-1986(7)	88	278	4301	15.5	75t	29
13. Frank Lewis	1978-1983(6)	80	269	4638	17.2	92t	24
14. Jay Riemersma	1997-2002(6)	90	204	2304	11.3	38	20
15. Robert Woods	2013-2016(4)	57	203	2451	12.1	57	12
16. Scott Chandler	2010-2014(5)	65	182	2120	11.6	43	17
17. Joe Cribbs	1980-1985(5)	64	180	1783	9.9	65t	15
18. Charles Clay	2015-2018(4)	54	178	1822	10.2	44	9
19. O.J. Simpson	1969-1977(9)	112	175	1924	11	64t	12
20. LeSean McCoy	2015-2018 (4)	57	175	1334	7.6	41	5

MOST RECEIVING YARDS, CAREER

Rank	Yards	Player/Seasons
1.	13,095	Andre Reed 1985-99
2.	9,096	Eric Moulds 1996-2005
3.	5,934	Lee Evans 2004-10
4.	5,294	Elbert Dubenion 1960-68
5.	4,638	Frank Lewis 1978-83

BEST RECEIVING AVERAGE, CAREER

Rank	Yards	Player/Seasons
1.	18.12	James Lofton 1989-92
2.	18.09	Haven Moses 1968-72
3.	17.94	Elbert Dubenion 1960-68
4.	17.28	Glenn Bass 1961-66
5.	17.24	Frank Lewis 1978-83

MOST RECEIVING TOUCHDOWNS, CAREER

Rank	TDs	Player/Seasons
1.	86	Andre Reed 1985-99
2.	48	Eric Moulds 1996-2005
3.	43	Lee Evans 2004-10
4.	35	Elbert Dubenion 1960-68
5.	34	Bob Chandler 1971-79

100-YARD RECEIVING GAMES, CAREER

Rank	Games	Player/Seasons
1.	36	Andre Reed 1985-99
2.	26	Eric Moulds 1996-2005
3.	16	Elbert Dubenion 1960-68
4.	14	Frank Lewis 1978-83
		Lee Evans 2004-10



ALL-TIME REGULAR SEASON RECEIVING

MOST RECEIVING YARDS, SEASON

Rank	Yards	Player/Season
1.	1,368	Eric Moulds 1998
2.	1,326	Eric Moulds 2000
3.	1,312	Andre Reed 1989
4.	1,303	Andre Reed 1994
5.	1,292	Eric Moulds 2002 Lee Evans 2006

MOST RECEPTIONS, SEASON

Rank	Rec	Player/Season
1.	100	Eric Moulds 2002
2.	94	Eric Moulds 2000 Peerless Price 2002
4.	90	Andre Reed 1994
5.	88	Andre Reed 1989 Eric Moulds 2004

MOST RECEIVING TOUCHDOWNS, SEASON

Rank	Rec	Player/Season
1.	11	Bill Brooks 1995
2.	10	Elbert Dubenion 1964 Bob Chandler 1976 Andre Reed 1991 Eric Moulds 2002 Stevie Johnson 2010

BEST RECEIVING AVERAGE, SEASON

Rank	Avg	Player/Season
1.	27.12	Elbert Dubenion 1964
2.	22.88	Chris Burkett 1986
3.	20.86	Glenn Bass 1964
4.	20.42	Eric Moulds 1998
5.	20.34	James Lofton 1990

100-YARD RECEIVING GAMES, SEASON

Rank	Games	Player/Seasons
1.	7	Andre Reed 1989 Eric Moulds 2000

MOST RECEIVING YARDS, GAME

Rank	Yards	Player/Game
1.	265	Lee Evans 11/19/06 at Houston
2.	255	Jerry Butler 9/23/79 vs. N.Y. Jets
3.	231	Glenn Bass 11/8/64 at N.Y. Jets
4.	220	James Lofton 10/21/91 vs. Cincinnati
5.	218	Elbert Dubenion 10/24/64 vs. N.Y. Jets

MOST RECEPTIONS, GAME

Rank	Rec	Player/Game
1.	15	Andre Reed 11/20/94 vs. GB
2.	13	Greg Bell 9/8/85 vs. San Diego Andre Reed 9/18/89 vs. Denver Thurman Thomas 9/15/91 at N.Y. Jets Peerless Price 9/15/02 at Minnesota

MOST RECEIVING TOUCHDOWNS, GAME

Rank	Rec	Player/Game
1.	4	Jerry Butler 9/23/79 vs. N.Y. Jets Don Beebe 9/8/91 vs. Pittsburgh

CONSECUTIVE 100-YARD RECEIVING

Player	Games	Total
1t. Elbert Dubenion	10/11/64 at HOU - 10/24/64 vs. NYJ	3
1t. Andre Reed	9/18/89 vs. DEN - 10/1/89 vs. NE	3
1t. Eric Moulds	10/15/00 vs. SD - 10/29/00 vs. NYJ	3



ALL-TIME REGULAR SEASON SCRIMMAGE YARDS

ALL-TIME LEADING SCRIMMAGE

	Player	Season	G	Touch	Scrim Yards	ScrimYds /Game	Scrim TD
1	Thurman Thomas	1988-1999(12)	173	3305	16279	94.1	87
2	Andre Reed	1985-1999(15)	221	1016	13595	61.5	87
3	O.J. Simpson	1969-1977(9)	112	2298	12107	108.1	69
4	Eric Moulds	1996-2005(10)	154	703	9253	60.1	48
5	Fred Jackson	2007-2014(8)	106	1601	8286	78.2	37

MOST TOTAL YARDS FROM SCRIMMAGE, SEASON

	Player	Season	G	Touch	Scrim Yards	ScrimYds /Game	Scrim TD
1	O.J. Simpson	1975	14	357	2243	160.2	23
2	Thurman Thomas	1992	16	370	2113	132.1	12
3	O.J. Simpson	1973	14	338	2073	148.1	12
4	Thurman Thomas	1991	15	350	2038	135.9	12
5	Thurman Thomas	1989	16	358	1913	119.6	12

MOST TOUCHES, CAREER

Rank	Touches	Player/Seasons
1.	3,305	Thurman Thomas 1988-99
2.	2,298	O.J. Simpson 1969-77
3.	1,601	Fred Jackson 2007-14
4.	1,262	Joe Cribbs 1980-85
5.	1,066	Travis Henry 2001-04

MOST TOUCHES, SEASON

Rank	Touches	Player/Season
1.	403	Thurman Thomas 1993
2.	370	Thurman Thomas 1992
3.	368	Travis Henry 2002
4.	359	Travis Henry 2003
5.	358	Thurman Thomas 1989
	358	O.J. Simpson 1975

BEST YARDS PER TOUCH, CAREER

Rank	Avg	Player/Seasons
1.	13.4	Andre Reed 1985-99
2.	5.5	C.J. Spiller 2010-14
3.	5.3	O.J. Simpson 1969-77
4.	5.2	Cookie Gilchrist 1962-1964
5.	5.2	Fred Jackson 2007-14

BEST YARDS PER TOUCH, SEASON

Rank	Avg	Player/Season
1.	13.9	Andre Reed 1994
2.	12.9	Eric Moulds 2002
3.	6.8	Larry Centers 2001
4.	6.8	C.J. Spiller 2012

TOP SINGLE-GAME SCRIMMAGE YARD TOTALS

Yards	Player	Game
273	O.J. Simpson	11/25/76 at Detroit
268	Thurman Thomas	9/1/91 vs. Miami



ALL-TIME REGULAR SEASON INTERCEPTIONS

ALL-TIME INTERCEPTIONS LEADERS

Player	Season	G	Int	Yds	Avg	Long	TD
1. Butch Byrd	1964-1971(8)	112	40	666	16.7	75	5
2. Tony Greene	1971-1979(9)	128	37	628	17.0	101†	2
3. Mark Kelso	1986-1993(8)	99	30	327	10.9	78†	1
4. Charles Romes	1977-1986(10)	151	28	493	17.6	85†	1
5. Nate Odomes	1987-1993(7)	108	26	224	8.6	48	1
6. Mario Clark	1976-1983(8)	115	25	438	17.5	53	0
7†. Nate Clements	2001-2006(6)	96	23	341	14.8	58†	5
7†. Booker Edgerson	1962-1969(8)	100	23	421	18.3	91	2
7†. Steve Freeman	1975-1986(12)	178	23	329	14.3	50†	3
10†. Jairus Byrd	2009-2013(5)	73	22	409	18.6	57	2
10†. George Saimes	1963-1969(7)	91	22	238	10.8	32	0

LONGEST INT RETURN

Player	Long
1. Tony Greene (1976)	101†
2. Tom Janik (1972)	100†
3. Booker Edgerson (1964)	91
4†. Charles Romes (1978)	85†
4†. Henry Jones (1993)	85†

MOST INTERCEPTIONS, SEASON

Rank	Touches	Player/Seasons
1	10	Billy Atkins 1961 Tom Janik 1967
3.	9	Tony Greene 1974 Tony Greene 1977 Nate Odomes 1993 Jairus Byrd 2009

MOST INTERCEPTIONS, GAME

Rank	Rec	Player/Game
1.	3	Billy Atkins 10/16/60 vs. N.Y. Titans Marv Matuszak 10/7/62 at Houston Charley Warner 9/19/65 at Denver Tom Janik 12/9/67 at Boston George "Butch" Byrd 10/5/69 at Houston Tony Greene 10/30/77 at Seattle Jeff Nixon 9/7/80 vs. Miami Mark Kelso 12/12/92 vs. Denver Nate Clements 10/20/02 at Miami

MOST INTS RETURNED FOR A TD, CAREER

Rank	TDs	Player/Seasons
1.	5	George "Butch" Byrd 1964-70 Tom Janik 1965-68 Nate Clements 2001-06
2.	4	Henry Jones 1991-2000
3.	3	Steve Freeman 1975-80

MOST INTS RETURNED FOR A TD, SEASON

Rank	TDs	Player/Season
1.	2	Tom Janik 1966 Tom Janik 1967 Booker Edgerson 1968 Henry Jones 1992 Brandon Spoon 2001 Takeo Spikes 2004 Jabari Greer 2008

MOST INTERCEPTION YARDS, CAREER

Rank	Yards	Player/Seasons
1.	666	George "Butch" Byrd 1964-70
2.	628	Tony Greene 1971-79
3.	495	Tom Janik 1965-68
4.	493	Charles Romes 1977-86



ALL-TIME REGULAR SEASON SACKS/MISC TDS

MOST SACKS, CAREER

Rank	Sacks	Player/Seasons
1.	171.0	Bruce Smith 1985-99
2.	78.0	Aaron Schobel 2001-09
3.	61.5	Phil Hansen 1991-2001
4.	52.5	Cornelius Bennett 1987-95
5.	48.5	Kyle Williams 2006-2018
6.	46.5	Jerry Hughes 2013-present
7.	43.0	Mario Williams 2012-15
8.	38.5	Darryl Talley 1983-94
9.	35.0	Marcell Dareus 2011-2017

MOST SACKS, SEASON

Rank	Sacks	Player/Season
1.	19.0	Bruce Smith 1990
2.	17.5	Bryce Paup 1995
3.	15.0	Bruce Smith 1986
4.	14.5	Mario Williams 2014
5.	14.0	Bruce Smith 1993 Bruce Smith 1992 Bruce Smith 1997

MOST SACKS, GAME

Rank	Sacks	Player/Game
1.	4.5	Mario Williams 9/15/13 vs. Carolina
2.	4.0	Cornelius Bennett 12/27/87 at Philadelphia Bruce Smith 12/9/90 at Indianapolis Bruce Smith 9/18/94 at Houston
5.	3.5	Mario Williams 11/13/14 at Miami

Note: The Bills record book only includes figures since 1982 when sacks first became an official NFL statistic

LONGEST FUMBLE RETURN FOR A TD

Rank	Return	Player/Game
1.	87	Dave Kilson 9/25/83 vs. Houston
2.	74	Da'Norris Searcy 9/8/13 vs. New England
3.	68	Terrence McGee 11/12/06 at Indianapolis

MOST FUMBLE RETURN TDS, CAREER

Rank	Returns	Player/Seasons
1.	2	Mike Lodish 1990-94 Nate Odomes 1987-1993 Ahmad Rashad 1987-1993

LONGEST BLOCKED PUNT TD RETURN

Rank	Return	Player/Game
1.	38	James Williams 10/7/90 vs. L.A. Raiders
2.	36	Stan David 12/8/84 at N.Y. Jets
3.	18	Gabe Northern 11/10/96 at Philadelphia

LONGEST BLOCKED FIELD GOAL TD

Rank	Return	Player/Game
1.	80	Cornelius Bennett 9/30/90 vs. Denver
2.	76	Charles Romea 9/2/79 vs. Miami Mark Kelso 9/24/89 at Houston
4.	72	Jim Dunaway 11/13/66 vs. N.Y. Jets



ALL-TIME REGULAR SEASON PUNTING

ALL-TIME LEADING PUNTERS, GROSS

Player	Season	G	Punt	Blk	Yds	Avg	TB	In20
1. Colton Schmidt	2014-2018 (5)	68	346	0	15224	44.0	21	110
2. Brian Moorman	2001-2013(13)	190	923	2	40370	43.7	82	259
3. Corey Bojorquez	2018-2019 (2)	24	125	2	5341	42.7	11	56
4. Paul Maguire	1964-1970(7)	98	552	3	23249	42.1	-	-
5. Marv Bateman	1974-1977(4)	47	262	5	10937	41.7	24	30

MOST PUNTS, CAREER

Rank	Punts	Player/Seasons
1.	923	Brian Moorman 2001-13
2.	769	Chris Mohr 1991-2000
3.	552	Paul Maguire 1964-70

MOST PUNTS INSIDE THE 20, CAREER

Rank	Punts	Player/Seasons
1.	259	Brian Moorman 2001-13
2.	190	Chris Mohr 1991-2000
3.	130	Paul Maguire 1964-70

LONGEST PUNT

Rank	Punt	Player/Game
1.	84	Brian Moorman 12/22/02 at Green Bay
2.	80	Chris Mohr 10/13/96 vs. Miami Brian Moorman 9/12/04 vs. Jacksonville

MOST PUNTS, SEASON

Rank	Punts	Player/Season
1.	101	Chris Mohr 1996
2.	100	Paul Maguire 1968
3.	96	Rusty Jackson 1979

MOST PUNTS INSIDE THE 20, SEASON

Rank	Punts	Player/Season
1.	34	Corey Bojorquez 2019
2.	33	John Kidd 1985 Brian Moorman 2006

BEST GROSS AVERAGE, SEASON

Rank	Avg	Player/Season
1.	48.22	Brian Moorman 2011
2.	46.58	Brian Moorman 2009
3.	46.30	Colton Schmidt 2015

BEST GROSS AVERAGE, GAME

Rank	Avg	Player/Game
1.	57.83	Brian Moorman 10/8/06 at Chicago
2.	56.50	Brian Moorman 9/7/03 vs. New England
3.	55.14	Paul Maguire 9/21/69 vs. Houston

MOST PUNTS, GAME

Rank	Punts	Player/Game
1.	11	Paul Maguire 10/15/67 vs. Oakland Paul Maguire 12/7/68 at Houston Marv Bateman 11/15/76 at Dallas Chris Mohr 10/6/96 vs. Indianapolis



ALL-TIME REGULAR SEASON PUNT RETURNS

ALL-TIME LEADING PUNT RETURNERS

	Player	Season	G	PR	FC	Yds	Avg	Lg	TD
1	Roscoe Parrish	2005-2011(7)	77	135	52	1622	12	82†	3
2	Jeff Burris	1994-1997(4)	54	100	22	1045	10.5	57	0
3	Leodis McKelvin	2008-2015(8)	98	99	53	1021	10.3	88†	3
4	Keith Moody	1976-1979(4)	58	88	29	920	10.5	91†	3
5	Kevin Williams	1998-1999(2)	32	70	28	700	10	73	0

MOST PUNT RETURNS, CAREER

Rank	Returns	Player/Seasons
1.	135	Roscoe Parrish 2005-11
2.	100	Jeff Burris 1994-97
3.	99	Leodis McKelvin 2008-15

MOST PUNT RETURN YARDS, CAREER

Rank	Yards	Player/Seasons
1.	1,622	Roscoe Parrish 2005-11
2.	1,045	Jeff Burris 1994-97
3.	1,021	Leodis McKelvin 2008-15

MOST PUNT RETURN TDS, CAREER

Rank	TDs	Player/Seasons
1.	3	Keith Moody 1976-79 Roscoe Parrish 2005-11 Leodis McKelvin 2008-15

BEST PUNT RETURN AVERAGE, CAREER

Rank	Avg	Player/Seasons
1.	12.08	C.J. Spiller 2010-14
2.	12.01	Roscoe Parrish 2005-11
3.	12.00	Clifford Hicks 1990-92

LONGEST PUNT RETURN

Rank	Return	Player/Game
1.	91	Keith Moody 10/23/77 vs. Cleveland
2.	88	Leodis McKelvin 9/16/12 vs. Kansas City
3.	86	Nate Clements 11/21/04 vs. St. Louis

MOST PUNT RETURNS, SEASON

Rank	Returns	Player/Season
1.	43	Donnie Walker 1974
2.	42	Robb Riddick 1983
3.	38	Keith Moody 1979

MOST PUNT RETURN YARDS, SEASON

Rank	Yards	Player/Season
1.	440	Roscoe Parrish 2007
2.	431	Leodis McKelvin 2012
3.	384	Donnie Walker 1974

MOST PUNT RETURN TDS, SEASON

Rank	TDs	Player/Season
1.	2	Leodis McKelvin 2012
2.	1	On 22 occasions (Last: Marcus Thigpen 2014)

BEST PUNT RETURN AVERAGE, SEASON

Rank	Avg	Player/Season
1.	18.74	Leodis McKelvin 2012
2.	16.30	Roscoe Parrish 2007
3.	15.33	Roscoe Parrish 2008



ALL-TIME REGULAR SEASON KICK RETURNS

ALL-TIME LEADING KICK RETURNERS

	Player	Season	G	KR	Yds	Avg	Lg	TD
1	Terrence McGee	2003-2012(10)	122	207	5450	26.3	104†	5
2	Leodis McKelvin	2008-2015(8)	98	95	2471	26	98†	1
3	Keith Moody	1976-1979(4)	58	101	2168	21.5	45	0
4	Eric Moulds	1996-2005(10)	154	96	2128	22.2	97†	1
5	Kevin Williams	1998-1999(2)	32	89	1899	21.3	62	0

MOST KICK RETURNS, CAREER

Rank	Returns	Player/Seasons
1.	207	Terrence McGee 2003-12
2.	101	Keith Moody 1976-79
3.	96	Eric Moulds 1996-2005
4.	95	Leodis McKelvin 2008-15

MOST KICK RETURN YARDS, CAREER

Rank	Yards	Player/Seasons
1.	5,450	Terrence McGee 2003-12
2.	2,471	Leodis McKelvin 2008-15
3.	2,168	Keith Moody 1976-79

MOST KICK RETURN TDs, CAREER

Rank	TDs	Player/Seasons
1.	5	Terrence McGee 2003-12
2.	3	Charley Warner 1964-66
3.	2	Wallace Francis 1973-74 C.J. Spiller 2010-14

BEST KICK RETURN AVERAGE, CAREER

Rank	Avg	Player/Seasons
1.	30.00	O.J. Simpson 1969-77
2.	27.23	Wallace Francis 1973-74
3.	26.78	Mike Mosley 1982-84

LONGEST KICK RETURN

Rank	Return	Player/Game
1.	104	Terrence McGee 12/5/04 at Miami (TD)
2.	103	Terrence McGee 10/8/07 vs. Dallas (TD)

MOST KICK RETURNS, SEASON

Rank	Returns	Player/Season
1.	64	Charlie Rogers 2002
2.	52	Eric Moulds 1996 Terrence McGee 2004 Terrence McGee 2006 Leodis McKelvin 2008

MOST KICK RETURN YARDS, SEASON

Rank	Yards	Player/Season
1.	1,468	Leodis McKelvin 2008
2.	1,391	Terrence McGee 2005
3.	1,370	Terrence McGee 2004

MOST KICK RETURN TDs, SEASON

Rank	TDs	Player/Season
1.	3	Terrence McGee 2004
2.	2	Charley Warner 1965 Wallace Francis 1973

BEST KICK RETURN AVERAGE, SEASON

Rank	Avg	Player/Season
1.	30.24	Terrence McGee 2005
2.	29.87	Wallace Francis 1973
3.	28.33	Leodis McKelvin 2012



ALL-TIME REGULAR SEASON ROOKIE RECORDS

PASSING

MOST ATTEMPTS, Season

1. Dennis Shaw, 1970 321
2. **Josh Allen, 2018** **320**
3. EJ Manuel, 2013 306
4. Trent Edwards, 2007 269
5. John Green, 1960 228

MOST COMPLETIONS, Season

1. EJ Manuel, 2013 180
2. Dennis Shaw, 1970 178
3. **Josh Allen, 2018** **169**
4. Trent Edwards, 2007 151
5. Dan Darragh, 1968 92

MOST YARDS, Season

1. Dennis Shaw, 1970 2,507
2. **Josh Allen, 2018** **2,074**
3. EJ Manuel, 2013 1,972
4. Trent Edwards, 2007 1,630
5. John Green, 1960 1,267

MOST TD PASSES, Season

1. EJ Manuel, 2013 11
- 2t. **Josh Allen, 2018** **10**
- 2t. John Green, 1960 10
- 2t. Dennis Shaw, 1970 10
- 4t. Trent Edwards, 2007 7

RUSHING

MOST ATTEMPTS, Season

1. Joe Cribbs, 1980 306
2. Willis McGahee, 2004 284
3. Marshawn Lynch, 2007 .. 280
4. Greg Bell, 1984 262
5. Terry Miller, 1978 238

MOST YARDS, Season

1. Joe Cribbs, 1980 1,185
2. Willis McGahee, 2004 ... 1,128
3. Marshawn Lynch, 2007 1,115
4. Greg Bell, 1984 1,100
5. Terry Miller, 1978 1,060

MOST TOUCHDOWNS, Season

1. Willis McGahee, 2004 13
2. Joe Cribbs, 1980 11
- 3t. **Josh Allen, 2018** **8**
- 3t. Antowain Smith, 1997 8
- 5t. Terry Miller, 1978 7
- 5t. Greg Bell, 1984 7
- 5t. Marshawn Lynch, 2007 ... 7
- 5t. Karlos Williams, 2015 7

RECEIVING

MOST RECEPTIONS, Season

1. Sammy Watkins, 2014 65
2. Joe Cribbs, 1980 52
3. Glenn Bass, 1961 50
- 4t. Jerry Butler, 1979 48
- 4t. Andre Reed, 1985 48

MOST YARDS, Season

1. Sammy Watkins, 2014 ... 982
2. Lee Evans, 2004 843
3. Jerry Butler, 1979 834
4. Glenn Bass, 1961 765
5. Elbert Dubenion, 1960 ... 752

MOST TOUCHDOWNS, Season

1. Lee Evans, 2004 9
2. Elbert Dubenion, 1960 7
3. Sammy Watkins, 2014 6

TOTAL OFFENSE

MOST POINTS, Season

1. Pete Gogolak, 1964 102
2. Booth Lusteg, 1966 98
3. Willis McGahee, 2004 78
4. Joe Cribbs, 1980 72
- 5t. Grant Guthrie, 1970 54
- 5t. Lee Evans, 2004 54
- 5t. Karlos Williams, 2015 54

INTERCEPTIONS

MOST INTERCEPTIONS, Season

1. Jairus Byrd, 2009 9
2. Archie Matsos, 1960 8
- 3t. Carl Charon, 1962 7
- 3t. George "Butch" Byrd, 1964...7

PUNT RETURNS

PUNT RETURN YARDS, Season

1. Jeff Burris, 1994 332
2. Hagood Clarke, 1964 317
3. Don Wilson, 1984 297
4. Russell Copeland, 1993.. 274
5. Donnie Walker, 1973 210

KICK RETURNS

KICK RETURN YARDS, Season

1. Leodis McKelvin, 2008 .. 1,468
2. Eric Moulds, 1996 1,205
3. C.J. Spiller, 2010 1,014
4. Max Anderson, 1968 971
5. Darick Holmes, 1995 799



300-YARD PASSING PERFORMANCES

REGULAR SEASON ONLY

YARDS	ATT	COMP	TD	INT	PLAYER	OPP.	DATE	H/A	SCORE	RECORD
334	49	18	2	1	John Green	v HOU	10/30/60	H	W, 25-24	1-0
300	24	12	2	2	Jack Kemp	@ KCY	10/13/63	A	W, 35-26	2-0
317	36	18	1	1	Jack Kemp (2)	v BOS	10/26/63	H	W, 28-21	3-0
378	26	14	3	3	Jack Kemp (3)	@ HOU	10/11/64	A	W, 48-17	4-0
317	21	12	2	2	Dennis Shaw	v NYJ	10/4/70	H	W, 33-31	5-0
358	32	24	2	2	Dennis Shaw (2)	v MIA	10/18/70	H	L, 14-33	5-1
353	30	18	4	3	Dennis Shaw (3)	v DAL	9/19/71	H	L, 37-49	5-2
331	40	25	1	3	Joe Ferguson	@ MIA	12/17/77	A	L, 14-31	5-3
367	30	19	5	0	Joe Ferguson (2)	v NYJ	9/23/79	H	W, 46-31	6-3
317	23	14	3	1	Joe Ferguson (3)	@ BAL	9/30/79	A	W, 31-13	7-3
339	35	17	1	2	Joe Ferguson (4)	@ DET	10/28/79	A	W, 20-17	8-3
316	46	27	0	1	Joe Ferguson (5)	v DEN	12/2/79	H	L, 9-16	8-4
338	29	20	3	0	Joe Ferguson (6)	v MIA	10/12/81	H	W, 31-21	9-4
301	42	19	1	4	Joe Ferguson (7)	@ DAL	11/9/81	A	L, 14-27	9-5
330	45	25	3	1	Joe Ferguson (8)	v MIN	9/16/82	H	W, 23-22	10-5
419	55	38	5	1	Joe Ferguson (9)	@ MIA	10/9/83	A	W, 38-35	11-5
340	46	31	2	0	Joe Ferguson (10)	v NYJ	9/23/84	H	L, 26-28	11-6
377	46	31	0	2	Vince Ferragamo	v SDC	9/8/85	H	L, 9-14	11-7
357	39	22	0	2	Bruce Mathison	v NYJ	12/8/85	H	L, 7-27	11-8
342	39	29	3	0	Jim Kelly	@ TAM	11/2/86	A	L, 28-34	11-9
315	39	20	2	0	Jim Kelly (2)	v CLE	12/7/86	H	L, 17-21	11-10
305	42	25	3	1	Jim Kelly (3)	v NYJ	9/13/87	H	L, 28-31	11-11
359	39	29	2	0	Jim Kelly (4)	@ MIA	10/25/87	A	W, 34-31	12-11
315	36	22	1	0	Jim Kelly (5)	@ RAI	12/6/87	A	L, 21-34	12-12
315	39	21	3	1	Jim Kelly (6)	v IND	10/9/88	H	W, 34-23	13-12
302	27	16	3	1	Jim Kelly (7)	@ NYJ	10/17/88	A	W, 37-14	14-12
363	29	17	5	1	Jim Kelly (8)	@ HOU	9/24/89	A	W, 47-41	15-12
356	41	21	1	2	Jim Kelly (9)	@ NEP	11/19/89	A	L, 24-33	15-13
334	32	19	3	1	Jim Kelly (10)	v PHI	12/2/90	H	W, 30-23	16-13
381	39	29	2	1	Jim Kelly (11)	v MIA	9/1/91	H	W, 35-31	17-13
363	43	31	6	2	Jim Kelly (12)	v PIT	9/8/91	H	W, 52-34	18-13
322	35	20	1	1	Jim Kelly (13)	@ TAM	9/22/91	A	W, 17-10	19-13
303	29	19	3	0	Jim Kelly (14)	v CHI	9/29/91	H	W, 35-20	20-13
392	27	18	5	3	Jim Kelly (15)	v CIN	10/21/91	H	W, 35-16	21-13
347	52	33	2	1	Jim Kelly (16)	@ RAI	12/8/91	A	W, 30-27	22-13
403	33	22	3	1	Jim Kelly (17)	@ SFR	9/13/92	A	W, 34-31	23-13
308	20	15	3	0	Jim Kelly (18)	@ NEP	9/27/92	A	W, 41-7	24-13
306	48	25	1	4	Jim Kelly (19)	v MIA	10/4/92	H	L, 10-37	24-14
302	45	26	0	1	Jim Kelly (20)	@ RAI	10/11/92	A	L, 3-20	24-15
317	46	29	1	0	Jim Kelly (21)	@ NEP	11/7/93	A	W, 13-10	25-15
328	41	25	4	3	Jim Kelly (22)	@ NEP	9/11/94	A	W, 38-35	26-15
365	44	32	2	1	Jim Kelly (23)	v GBY	11/20/94	H	W, 29-20	27-15
316	37	22	2	0	Jim Kelly (24)	@ NYJ	11/19/95	A	W, 28-26	28-15
313	41	24	1	1	Jim Kelly (25)	@ NYG	9/1/96	A	W, 23-20	29-15
309	44	23	1	0	Todd Collins	v IND	10/6/96	H	W, 16-13	30-15
324	41	24	1	2	Jim Kelly (26)	@ SEA	12/8/96	A	L, 18-26	30-16
339	39	21	2	0	Doug Flutie	@ NEP	11/29/98	A	L, 21-25	30-17
319	30	18	2	3	Doug Flutie (2)	@ CIN	12/6/98	A	W, 33-20	31-17
300	42	22	1	2	Doug Flutie (3)	@ IND	9/12/99	A	L, 14-31	31-18
321	47	29	1	1	Rob Johnson	v SDC	10/15/00	H	W, 27-24	32-18
366	25	20	3	0	Doug Flutie (4)	@ SEA	12/23/00	A	W, 42-23	33-18



300-YARD PASSING PERFORMANCES

REGULAR SEASON ONLY

YARDS	ATT	COMP	TD	INT	PLAYER	OPP.	DATE	H/A	SCORE	RECORD
310	37	24	1	1	Rob Johnson (2)	@ SDC	10/28/01	A	L, 24-27	33-19
316	42	28	2	0	Alex Van Pelt	v SEA	11/18/01	H	L, 20-23	33-20
309	34	21	3	1	Alex Van Pelt (2)	v MIA	11/25/01	H	L, 27-34	33-21
463	49	35	3	0	Drew Bledsoe	@ MIN	9/15/02	A	W, 45-39	34-21
328	36	28	4	0	Drew Bledsoe (2)	v CHI	9/29/02	H	W, 33-27	35-21
417	53	32	2	3	Drew Bledsoe (3)	v OAK	10/6/02	H	L, 31-49	35-22
302	36	21	1	0	Drew Bledsoe (4)	v DET	10/27/02	H	W, 24-17	36-22
302	45	28	1	1	Drew Bledsoe (5)	v NEP	11/3/02	H	L, 7-38	36-23
306	27	15	3	0	Drew Bledsoe (6)	v MIA	12/1/02	H	W, 38-21	37-23
328	51	32	2	4	Drew Bledsoe (7)	@ NEP	12/8/02	A	L, 17-27	37-24
314	25	19	2	0	Drew Bledsoe (8)	@ JAX	9/14/03	A	W, 38-17	38-24
308	31	24	1	1	Kelly Holcomb	@ CIN	12/24/05	A	W, 37-27	39-24
328	38	22	1	1	J.P. Losman	v NYJ	9/24/06	H	L, 20-28	39-25
340	38	26	3	1	J.P. Losman (2)	@ HOU	11/19/06	A	W, 24-21	40-25
374	43	29	4	2	Ryan Fitzpatrick	@ BAL	10/24/10	A	L, 34-37	40-26
316	34	21	4	2	Ryan Fitzpatrick (2)	@ CIN	11/21/10	A	W, 49-31	41-26
369	40	27	2	2	Ryan Fitzpatrick (3)	v NEP	9/25/11	H	W, 34-31	42-26
316	47	31	2	3	Ryan Fitzpatrick (4)	v MIA	12/18/11	H	L, 23-30	42-27
307	46	29	2	4	Ryan Fitzpatrick (5)	@ NEP	1/1/12	A	L, 21-49	42-28
350	39	22	4	4	Ryan Fitzpatrick (6)	v NEP	9/30/12	H	L, 28-52	42-29
337	40	27	2	1	Ryan Fitzpatrick (7)	@ NEP	11/11/12	A	L, 31-37	42-30
308	43	30	1	1	Kyle Orton	at DET	10/5/14	A	W, 17-14	43-30
355	57	38	1	2	Kyle Orton (2)	at DEN	12/7/14	A	L, 17-24	43-31
329	49	32	3	2	Kyle Orton (3)	at OAK	12/21/14	A	L, 24-26	43-32
329	39	26	3	0	Tyrod Taylor	vs MIA	12/24/16	H	L, 31-34 (OT)	43-33



100-YARD RECEIVING PERFORMANCES

REGULAR SEASON ONLY

YARDS	REC	AVG.	PLAYER	OPP.	DATE	H/A	SCORE	WITH1 M/W/2
112	3	37.3	Elbert Dubenion	v DEN	9/18/60	H	L, 21-27	0- 1-0
110	5	22.0	Wray Carlton	v OAK	10/23/60	H	W, 38- 9	1- 1-0
177	6	29.5	Wray Carlton (2)	v HOU	10/30/60	H	W, 25-24	2- 1-0
161	8	20.1	Elbert Dubenion (2)	v DLT	11/6/60	H	L, 28-45	2- 2-0
123	10	12.3	Tom Rychlec	@ OAK	11/13/60	A	L, 7-20	2- 3-0
134	6	22.3	Elbert Dubenion (3)	@ DEN	11/27/60	A	T, 38-38	2- 3-1
102	4	25.5	Monte Crockett	@ HOU	10/8/61	A	W, 22-12	3- 3-1
159	4	39.8	Glenn Bass	v DLT	10/15/61	H	W, 27-24	4- 3-1
107	8	13.4	Perry Richards	@ BOS	10/22/61	A	L, 21-52	4- 4-1
123	8	15.4	Glenn Bass (2)	v HOU	10/29/61	H	L, 16-28	4- 5-1
100	4	25.0	Elbert Dubenion (4)	v OAK	11/5/61	H	L, 22-31	4- 6-1
110	12	9.2	Glenn Bass (3)	@ OAK	12/3/61	A	W, 26-21	5- 6-1
117	9	13.0	Ernie Warlick	v DLT	12/2/62	H	W, 23-14	6- 6-1
108	7	15.4	Bill Miller	@ OAK	9/15/63	A	L, 17-35	6- 7-1
146	8	18.3	Elbert Dubenion (5)	@ OAK	9/15/63	A	L, 17-35	(0-1)
100	5	20.0	Elbert Dubenion (6)	v KCY	9/22/63	H	T, 27-27	6- 7-2
152	12	12.7	Bill Miller (2)	v OAK	10/5/63	H	W, 12- 0	7- 7-2
109	3	36.3	Charley Ferguson	v BOS	10/26/63	H	W, 28-21	8- 7-2
119	5	23.8	Elbert Dubenion (7)	@ DEN	11/3/63	A	W, 30-28	9- 7-2
100	4	25.0	Ed Rutkowski	v DEN	11/9/63	H	W, 27-17	10- 7-2
112	6	18.7	Elbert Dubenion (8)	v SDC	11/17/63	H	L, 13-23	10- 8-2
123	5	24.6	Elbert Dubenion (9)	v SDC	9/26/64	H	W, 30- 3	11- 8-2
183	5	36.6	Elbert Dubenion (10)	@ HOU	10/11/64	A	W, 48-17	12- 8-2
147	5	29.4	Glenn Bass (4)	@ HOU	10/11/64	A	W, 48-17	(1-1)
122	5	24.4	Elbert Dubenion (11)	@ KCY	10/18/64	A	W, 35-22	13- 8-2
218	5	43.6	Elbert Dubenion (12)	v NYJ	10/24/64	H	W, 34-24	14- 8-2
231	8	28.9	Glenn Bass (5)	@ NYJ	11/8/64	A	W, 20- 7	15- 8-2
127	7	18.1	Ed Rutkowski (2)	v BOS	11/15/64	H	L, 28-36	15- 9-2
141	6	23.5	Glenn Bass (6)	v BOS	11/15/64	H	L, 28-36	(1-2)
103	6	17.2	Glenn Bass (7)	@ BOS	12/20/64	A	W, 24-14	16- 9-2
127	3	42.3	Elbert Dubenion (13)	@ BOS	12/20/64	A	W, 24-14	(2-2)
103	5	20.6	Elbert Dubenion (14)	@ DEN	9/19/65	A	W, 30-15	17- 9-2
156	6	26.0	Billy Joe	v DEN	10/24/65	H	W, 31-13	18- 9-2
106	3	35.3	Bo Roberson	@ HOU	12/5/65	A	W, 29-18	19- 9-2
127	6	21.2	Bo Roberson (2)	v KCY	12/12/65	H	W, 34-25	20- 9-2
101	5	20.2	Elbert Dubenion (15)	v MIA	9/18/66	H	W, 58-24	21- 9-2
104	7	14.9	Elbert Dubenion (16)	v BOS	10/8/66	H	L, 10-20	21-10-2
138	7	19.7	Paul Costa	v DEN	11/19/67	H	L, 20-21	21-11-2
163	6	27.2	Paul Costa (2)	@ OAK	12/24/67	A	L, 21-28	21-12-2
108	5	21.6	Haven Moses	v KCY	10/5/68	H	L, 7-18	21-13-2
119	6	19.8	Marlin Briscoe	@ OAK	10/19/69	A	L, 21-50	21-14-2
147	6	24.5	Haven Moses (2)	@ NYJ	11/9/69	A	L, 6-16	21-15-2
130	6	21.7	Haven Moses (3)	@ BOS	11/23/69	A	L, 21-35	21-16-2
120	4	30.0	Marlin Briscoe (2)	v NYJ	10/4/70	H	W, 33-31	22-16-2
118	4	29.5	Haven Moses (4)	v NYJ	10/4/70	H	W, 33-31	(3-2)
122	4	30.5	Haven Moses (5)	@ PIT	10/11/70	A	L, 10-23	22-17-2
145	7	20.7	Marlin Briscoe (3)	v MIA	10/18/70	H	L, 14-33	22-18-2
121	6	20.2	Wayne Patrick	v MIA	10/18/70	H	L, 14-33	(3-3)
100	5	20.0	Marlin Briscoe (4)	@ NYJ	10/25/70	A	W, 10- 6	23-18-2
109	5	21.8	Marlin Briscoe (5)	v CIN	11/8/70	H	L, 14-43	23-19-2
104	4	26.0	Marlin Briscoe (6)	v BOS	11/29/70	H	L, 10-14	23-20-2
100	6	16.7	Haven Moses (6)	v BAL	12/13/70	H	L, 14-20	23-21-2



100-YARD RECEIVING PERFORMANCES

REGULAR SEASON ONLY

YARDS	REC	AVG.	PLAYER	OPP.	DATE	H/A	SCORE	WITH 1 (W/2)
113	3	37.7	Marlin Briscoe (7)	v DAL	9/19/71	H	L, 37-49	23-22-2
151	6	25.2	Haven Moses (7)	@ NYJ	10/17/71	A	L, 17-28	23-23-2
115	8	14.4	J.D. Hill	v BAL	10/1/72	H	L, 0-17	23-24-2
129	8	16.1	J.D. Hill (2)	v DET	12/10/72	H	T, 21-21	23-24-3
118	7	16.9	J.D. Hill (3)	@ SDC	9/23/73	A	L, 7-34	23-25-3
110	7	15.7	Ahmad Rashad	@ NEP	11/3/74	A	W, 29-28	24-25-3
121	6	20.2	John Holland	@ BAL	10/12/75	A	W, 38-31	25-25-3
118	7	16.9	Bob Chandler	v BAL	11/9/75	H	L, 35-42	25-26-3
147	4	36.8	J.D. Hill (4)	v NEP	11/23/75	H	W, 45-31	26-26-3
117	8	14.6	O.J. Simpson	@ MIA	12/7/75	A	L, 21-31	26-27-3
111	2	55.5	John Holland (2)	v MIA	9/13/76	H	L, 21-30	26-28-3
110	5	22.0	Bob Chandler (2)	@ TAM	9/26/76	A	W, 14-9	27-28-3
104	7	14.9	Bob Chandler (3)	@ NEP	11/7/76	A	L, 10-20	27-29-3
111	5	22.2	Reuben Gant	v CLE	10/23/77	H	L, 16-27	27-30-3
120	9	13.3	Bob Chandler (4)	@ OAK	11/28/77	A	L, 13-34	27-31-2
108	7	15.4	Bob Chandler (5)	@ NYJ	12/11/77	A	W, 14-10	28-31-3
100	6	16.7	Reuben Gant (2)	v NYJ	9/10/78	H	L, 20-21	28-32-2
153	5	30.6	Frank Lewis	@ MIA	9/17/78	A	L, 24-31	28-33-3
116	7	16.6	Bob Chandler (6)	v KCY	10/1/78	H	W, 28-13	29-33-3
114	7	16.3	Bob Chandler (7)	@ CLE	10/29/78	A	L, 20-41	29-34-3
126	7	18.0	Frank Lewis (2)	@ KCY	12/3/78	A	L, 10-14	29-35-3
116	7	16.6	Jerry Butler	v CIN	9/9/79	H	W, 51-24	30-35-3
157	8	19.6	Curtis Brown	@ SDC	9/16/79	A	L, 19-27	30-36-3
255	10	25.5	Jerry Butler (2)	v NYJ	9/23/79	H	W, 46-31	31-36-3
120	3	40.0	Frank Lewis (3)	@ BAL	9/30/79	A	W, 31-13	32-36-3
158	8	19.8	Frank Lewis (4)	v BAL	10/21/79	H	L, 13-14	32-37-3
190	7	27.1	Frank Lewis (5)	@ DET	10/28/79	A	W, 20-17	33-37-3
116	6	19.3	Frank Lewis (6)	v GBY	11/18/79	H	W, 19-12	34-37-3
111	8	13.9	Frank Lewis (7)	@ MIN	12/9/79	A	L, 3-10	34-38-3
133	5	26.6	Jerry Butler (3)	@ NOR	9/21/80	A	W, 35-26	35-38-3
122	9	13.6	Jerry Butler (4)	v ATL	11/2/80	H	L, 14-30	35-39-3
123	6	20.5	Jerry Butler (5)	v NYJ	9/6/81	H	W, 31-0	36-39-3
108	7	15.4	Frank Lewis (8)	v PHI	9/17/81	H	L, 14-20	36-40-3
132	8	16.5	Frank Lewis (9)	@ CIN	9/27/81	A	L, 24-27	36-41-3
106	5	21.2	Frank Lewis (10)	v MIA	10/12/81	H	W, 31-21	37-41-3
109	6	18.2	Frank Lewis (11)	@ NYJ	10/18/81	A	L, 14-33	37-42-3
163	5	32.6	Joe Cribbs	v CLE	11/1/81	H	W, 22-13	38-42-3
118	8	14.8	Jerry Butler (6)	@ DAL	11/9/81	A	L, 14-27	38-43-3
111	6	18.5	Roland Hooks	v NEP	11/22/81	H	W, 20-17	39-43-3
113	5	22.6	Frank Lewis (12)	@ SDC	12/6/81	A	W, 28-27	40-43-3
111	7	15.9	Jerry Butler (7)	v MIN	9/16/82	H	W, 23-22	41-43-3
113	7	16.1	Frank Lewis (13)	@ NEP	1/2/83	A	L, 19-30	41-44-3
116	7	16.6	Frank Lewis (14)	v NEP	10/23/83	H	L, 0-31	41-45-3
106	4	26.5	Byron Franklin	@ RAM	11/27/83	A	L, 17-41	41-46-3
103	6	17.2	Perry Tuttle	@ ATL	12/18/83	A	L, 14-31	41-47-3
140	4	35.0	Jerry Butler (8)	v SDC	9/8/85	H	L, 9-14	41-48-3
103	6	17.2	Andre Reed	@ SDC	12/1/85	A	L, 7-40	41-49-3
127	5	25.4	Chris Burkett	v NYJ	12/8/85	H	L, 7-27	41-50-3
113	7	16.1	Pete Metzelaars	@ TAM	11/2/86	A	L, 28-34	41-51-3
122	3	40.7	Chris Burkett (2)	v CLE	12/7/86	H	L, 17-21	41-52-3
145	5	29.0	Chris Burkett (3)	@ IND	12/14/86	A	L, 14-24	41-53-3



100-YARD RECEIVING PERFORMANCES

REGULAR SEASON ONLY

YARDS	REC	AVG.	PLAYER	OPP.	DATE	H/A	SCORE	WITH 1 (W/2)
115	7	16.4	Chris Burkett (4)	v HOU	9/20/87	H	W, 34-30	42-53-3
130	9	14.4	Chris Burkett (5)	@ MIA	10/25/87	A	W, 34-31	43-53-3
108	8	13.5	Andre Reed (2)	v WAS	11/1/87	H	L, 7-27	43-54-3
153	7	21.9	Andre Reed (3)	@ RAI	12/6/87	A	L, 21-34	43-55-3
122	8	15.3	Andre Reed (4)	v MIA	9/11/88	H	W, 9-6	44-55-3
124	7	17.7	Andre Reed (5)	v IND	10/9/88	H	W, 34-23	45-55-3
132	7	18.9	Andre Reed (6)	@ NYJ	10/17/88	A	W, 37-14	46-55-3
132	6	22.0	Trumaine Johnson	v NEP	10/23/88	H	W, 23-20	47-55-3
157	13	12.1	Andre Reed (7)	v DEN	9/18/89	H	L, 14-28	47-56-3
135	5	27.0	Andre Reed (8)	@ HOU	9/24/89	A	W, 47-41	48-56-3
114	4	28.5	Andre Reed (9)	v NEP	10/1/89	H	W, 31-10	49-56-3
106	8	13.3	Andre Reed (10)	v RAM	10/16/89	H	W, 23-20	50-56-3
100	5	20.0	Andre Reed (11)	@ ATL	11/5/89	A	L, 28-30	50-57-3
107	6	17.8	Andre Reed (12)	@ NEP	11/19/89	A	L, 24-33	50-58-3
115	10	11.5	Andre Reed (13)	@ SFR	12/17/89	A	L, 10-21	50-59-3
116	8	14.5	Andre Reed (14)	v NYJ	10/21/90	H	W, 30-27	51-59-3
122	7	17.4	Andre Reed (15)	@ CLE	11/4/90	A	W, 42-0	52-59-3
174	5	34.8	James Lofton	v PHI	12/2/90	H	W, 30-23	53-59-3
154	11	14.0	Andre Reed (16)	v MIA	9/1/91	H	W, 35-31	54-59-3
103	8	12.9	Thurman Thomas	v MIA	9/1/91	H	W, 35-31	(4-3)
118	9	13.1	Andre Reed (17)	v PIT	9/8/91	H	W, 52-34	55-59-3
112	10	11.2	Don Beebe	v PIT	9/8/91	H	W, 52-34	(5-3)
112	13	8.6	Thurman Thomas (2)	@ NYJ	9/15/91	A	W, 23-20	56-59-3
122	4	30.5	James Lofton (2)	v CHI	9/29/91	H	W, 35-20	57-59-3
220	8	27.5	James Lofton (3)	v CIN	10/21/91	H	W, 35-16	58-59-3
121	5	24.2	Andre Reed (18)	v NEP	11/3/91	H	W, 22-17	59-59-3
114	6	19.0	James Lofton (4)	@ GBY	11/10/91	A	W, 34-24	60-59-3
109	5	21.8	James Lofton (5)	v NYJ	12/1/91	H	W, 24-13	61-59-3
107	8	13.4	Andre Reed (19)	@ RAI	12/8/91	A	W, 30-27	62-59-3
144	10	14.4	Andre Reed (20)	@ SFR	9/13/92	A	W, 34-31	63-59-3
113	4	28.3	Pete Metzelaars (2)	@ SFR	9/13/92	A	W, 34-31	(6-3)
168	9	18.7	Andre Reed (21)	@ NEP	9/27/92	A	W, 41-7	64-59-3
113	4	28.3	James Lofton (6)	@ NEP	9/27/92	A	W, 41-7	(7-3)
106	6	17.7	Don Beebe (2)	@ NYJ	10/26/92	A	W, 24-20	65-59-3
101	8	12.6	Don Beebe (3)	v PIT	11/8/92	H	W, 28-20	66-59-3
110	4	27.5	Don Beebe (4)	@ IND	11/29/92	A	L, 13-16	66-60-3
104	4	26.0	Don Beebe (5)	v DEN	12/12/92	H	W, 27-17	67-60-3
110	6	18.3	Andre Reed (22)	v NEP	9/5/93	H	W, 38-14	68-60-3
159	7	22.7	Andre Reed (23)	v WAS	11/1/93	H	W, 24-10	69-60-3
115	4	28.8	Don Beebe (6)	v RAI	12/5/93	H	L, 24-25	69-61-3
142	7	20.3	Andre Reed (24)	@ NEP	9/11/94	A	W, 38-25	70-61-3
106	5	21.2	Andre Reed (25)	v KCY	10/30/94	H	W, 44-10	71-61-3
191	15	12.7	Andre Reed (26)	v GBY	11/20/94	H	W, 29-20	72-61-3
106	3	35.3	Andre Reed (27)	@ MIA	12/4/94	A	W, 42-31	73-61-3
112	6	18.7	Andre Reed (28)	v NEP	12/18/94	H	L, 17-41	73-62-3
111	8	13.9	Don Beebe (7)	@ IND	12/24/94	A	L, 9-10	73-63-3
112	2	56.0	Russell Copeland	v CAR	9/10/95	H	W, 31-9	74-63-3
109	6	18.2	Bill Brooks	v SEA	10/15/95	H	W, 27-21	75-63-3
101	7	14.4	Bill Brooks (2)	v ATL	11/12/95	H	W, 23-17	76-63-3
107	7	15.3	Bill Brooks (3)	@ NYJ	11/19/95	A	W, 28-26	77-63-3
138	5	27.6	Andre Reed (29)	@ NYG	9/1/96	A	W, 23-20	78-63-3
119	6	19.8	Quinn Early	v NEP	9/8/96	H	W, 17-10	79-63-3
111	8	13.9	Thurman Thomas (3)	v IND	10/6/96	H	W, 16-13	80-63-3



100-YARD RECEIVING PERFORMANCES

REGULAR SEASON ONLY

YARDS	REC	AVG.	PLAYER	OPP.	DATE	H/A	SCORE	WITH 1 (W/2)
134	10	13.4	Andre Reed (30)	v MIA	10/13/96	H	L, 7-21	80-64-3
121	4	30.3	Andre Reed (31)	@ NEP	10/27/96	A	L, 25-28	80-65-3
105	6	17.5	Andre Reed (32)	v CIN	11/17/96	H	W, 31-17	81-65-3
160	6	26.7	Steve Tasker	v NYJ	11/24/96	H	W, 35-10	82-65-3
113	3	37.7	Quinn Early (2)	@ IND	12/1/96	A	L, 10-13	82-66-3
127	6	21.2	Andre Reed (33)	@ MIA	12/16/96	A	L, 14-16	82-67-3
142	7	20.3	Andre Reed (34)	v MIN	8/31/97	H	L, 13-34	82-68-3
105	4	26.3	Tim Tindale	@ NYJ	9/7/97	A	W, 28-22	83-68-3
113	4	28.3	Andre Reed (35)	@ KCY	9/14/97	A	L, 16-22	83-69-3
103	8	12.9	Quinn Early (3)	@ TEN	11/23/97	A	L, 14-31	83-70-3
120	7	17.1	Quinn Early (4)	@ GBY	12/20/97	A	L, 21-31	83-71-3
145	5	29.0	Eric Moulds	@ CAR	10/25/98	A	W, 30-14	84-71-3
108	6	18.0	Andre Reed (36)	v IND	11/22/98	H	W, 34-11	85-71-3
177	8	22.1	Eric Moulds (2)	@ NEP	11/29/98	A	L, 21-25	85-72-3
196	6	32.7	Eric Moulds (3)	@ CIN	12/6/98	A	W, 33-20	86-72-3
107	4	26.8	Eric Moulds (4)	v NYJ	12/19/98	H	L, 10-17	86-73-3
147	10	14.7	Eric Moulds (5)	@ IND	9/12/99	A	L, 14-31	86-74-3
122	6	20.3	Eric Moulds (6)	v PIT	10/10/99	H	W, 24-21	87-74-3
106	5	21.2	Peerless Price	@ SEA	10/24/99	A	L, 16-26	87-75-3
110	8	13.8	Eric Moulds (7)	v IND	1/2/00	H	W, 31-6	88-75-3
103	7	14.7	Eric Moulds (8)	v GBY	9/10/00	H	W, 27-18	89-75-3
112	9	12.4	Eric Moulds (9)	v IND	10/1/00	H	L, 16-18	89-76-3
170	11	15.5	Eric Moulds (10)	v SDC	10/15/00	H	W, 27-24	90-76-3
135	12	11.3	Eric Moulds (11)	@ MIN	10/22/00	A	L, 27-31	90-77-3
137	6	22.8	Eric Moulds (12)	v NYJ	10/29/00	H	W, 23-20	91-77-3
102	8	12.8	Eric Moulds (13)	@ TAM	11/26/00	A	L, 17-31	91-78-3
132	8	16.5	Peerless Price (2)	@ SEA	12/23/00	A	W, 42-23	92-78-3
101	4	25.3	Eric Moulds (14)	@ SEA	12/23/00	A	W, 42-23	(8-3)
107	5	21.4	Eric Moulds (15)	v NYJ	10/7/01	H	L, 36-42	92-79-3
103	4	25.8	Peerless Price (3)	v NYJ	10/7/01	H	L, 36-42	(8-4)
151	8	18.9	Peerless Price (4)	@ SDC	10/28/01	A	L, 24-27	92-80-3
138	10	13.8	Peerless Price (5)	v SEA	11/18/01	H	L, 20-23	92-81-3
196	6	32.7	Eric Moulds (16)	v MIA	11/25/01	H	L, 27-34	92-82-3
112	8	14.0	Eric Moulds (17)	v NYJ	9/8/02	H	L, 31-37	92-83-3
185	13	14.2	Peerless Price (6)	@ MIN	9/15/02	A	W, 45-39	93-83-3
110	8	13.8	Josh Reed	@ MIN	9/15/02	A	W, 45-39	(9-4)
124	8	15.5	Eric Moulds (18)	v CHI	9/29/02	H	W, 33-27	94-83-3
126	7	18.0	Peerless Price (7)	v OAK	10/6/02	H	L, 31-49	94-84-3
112	8	14.0	Eric Moulds (19)	v OAK	10/6/02	H	L, 31-49	(9-5)
121	8	15.1	Peerless Price (8)	@ HOU	10/13/02	A	W, 31-24	95-84-3
123	9	13.7	Eric Moulds (20)	v DET	10/27/02	H	W, 24-17	96-84-3
101	4	25.3	Peerless Price (9)	v DET	10/27/02	H	W, 24-17	(10-5)
130	5	26.0	Eric Moulds (21)	v MIA	12/1/02	H	W, 38-21	97-84-3
105	9	11.7	Peerless Price (10)	@ NEP	12/8/02	A	L, 17-27	97-85-3
133	7	19.0	Eric Moulds (22)	@ JAX	9/14/03	A	W, 38-17	98-85-3
109	8	13.6	Josh Reed (2)	v WAS	10/19/03	H	W, 24-7	99-86-3
126	10	12.6	Eric Moulds (24)	v NEP	10/3/04	H	L, 17-31	99-87-3
110	4	27.5	Lee Evans	@ MIA	12/5/04	A	W, 42-32	100-87-3
114	8	14.3	Eric Moulds (23)	v PHI	9/28/03	H	L, 13-23	98-86-3
101	5	20.2	Lee Evans (2)	@ CIN	12/19/04	A	W, 33-17	101-87-3
125	9	13.9	Eric Moulds (25)	@ NEP	10/30/05	A	L, 16-21	101-88-3



100-YARD RECEIVING PERFORMANCES

REGULAR SEASON ONLY

YARDS	REC	AVG.	PLAYER	OPP.	DATE	H/A	SCORE	WITH 1 (W/2)
117	5	23.4	Lee Evans (3)	@ MIA	12/4/05	A	L, 23-24	101-89-3
110	9	12.2	Eric Moulds (26)	v DEN	12/17/05	H	L, 17-28	101-90-3
107	5	21.4	Lee Evans (4)	@ CIN	12/24/05	A	W, 37-27	102-90-3
107	8	13.4	Lee Evans (5)	v NYJ	9/24/06	H	L, 20-28	102-91-3
104	4	26.0	Roscoe Parrish	v NYJ	9/24/06	H	L, 20-28	(10-6)
265	11	24.1	Lee Evans (6)	@ HOU	11/19/06	A	W, 24-21	103-91-3
145	7	20.7	Lee Evans (7)	@ BAL	12/31/06	A	L, 7-19	103-92-3
138	5	27.6	Lee Evans (8)	@ NYJ	10/28/07	A	W, 13-3	104-92-3
165	9	18.3	Lee Evans (9)	v CIN	11/4/07	H	W, 33-21	105-92-3
102	4	25.5	Lee Evans (10)	v SEA	9/7/08	H	W, 34-10	106-92-3
100	2	50.0	Lee Evans (11)	@ ARI	10/5/08	A	L, 17-41	106-93-3
116	7	16.6	Lee Evans (12)	@ MIA	10/26/08	A	L, 16-25	106-94-3
110	5	22.0	Lee Evans (13)	@ KCY	11/23/08	A	W, 54-31	107-94-3
197	9	21.9	Terrell Owens	@ JAX	11/22/09	A	L, 15-18	107-95-3
158	8	19.8	Steve Johnson	@ BAL	10/24/10	A	L, 34-37	107-96-3
105	6	17.5	Lee Evans (14)	@ BAL	10/24/10	A	L, 34-37	(10-7)
145	11	13.2	Steve Johnson (2)	v CHI	11/7/10	H	L, 19-22	107-97-3
137	8	17.1	Steve Johnson (3)	@ CIN	11/21/10	A	W, 49-31	108-97-3
104	5	20.8	Fred Jackson	v PIT	11/28/10	H	L, 16-19	108-98-3
101	5	20.2	Donald Jones	v NEP	9/25/11	H	W, 34-31	109-98-3
116	4	29.0	Steve Johnson (4)	@ SDC	12/11/11	A	L, 10-37	109-99-3
106	6	17.7	Steve Johnson (5)	@ IND	11/25/12	A	L, 13-20	109-100-3
115	8	14.4	Steve Johnson (6)	v SEA	12/16/12	H	L, 17-50	109-101-3
111	6	18.5	Steve Johnson (7)	v NYJ	12/30/12	H	W, 28-9	110-101-3
111	8	13.9	Steve Johnson (8)	v CAR	9/15/13	H	W, 24-23	111-101-3
117	8	14.6	Sammy Watkins	v MIA	9/14/14	H	W, 29-10	112-101-3
105	6	17.5	Scott Chandler	v NEP	10/12/14	H	L, 22-37	112-102-3
122	9	13.6	Sammy Watkins (2)	v MIN	10/19/14	H	W, 17-16	113-102-3
157	3	52.3	Sammy Watkins (3)	@ NYJ	10/26/14	A	W, 43-23	114-102-3
118	9	13.1	Robert Woods	v NYJ	11/24/14	H	W, 38-3	115-102-3
127	7	18.1	Sammy Watkins (4)	@ DEN	12/7/14	A	L, 17-24	115-103-3
111	9	12.3	Charles Clay	v NYG	10/4/15	H	L, 10-24	115-104-3
168	8	21.0	Sammy Watkins (5)	v MIA	11/8/15	H	W, 33-17	116-104-3
158	6	26.3	Sammy Watkins (6)	@ KC	11/29/15	A	L, 22-30	116-105-3
109	3	36.3	Sammy Watkins (7)	v HOU	12/6/15	H	W, 30-21	117-105-3
106	5	21.2	Robert Woods (2)	@ PHI	12/13/15	A	L, 23-30	117-106-3
111	5	22.2	Sammy Watkins (8)	@ WAS	12/20/15	A	L, 25-35	117-107-3
136	11	12.4	Sammy Watkins (9)	v NYJ	1/3/16	H	W, 22-17	118-107-3
112	2	56.0	Marquise Goodwin	v NYJ	9/15/16	H	L, 31-37	118-108-3
162	10	16.2	Robert Woods (3)	@ SEA	11/7/16	A	L, 25-31	118-109-3
154	7	22.0	Sammy Watkins (10)	v MIA	12/24/16	H	L, 31-34	118-110-3
112	5	22.4	Charles Clay (2)	at Atlanta	10/1/17	A	W, 23-17	119-110-3
107	4	26.8	Deonte Thompson	v TB	10/22/17	H	W, 30-27	120-110-3
105	3	35.0	Robert Foster	@ NYJ	11/11/18	A	W, 41-10	121-110-3
104	7	14.9	Robert Foster (2)	v NYJ	12/9/18	H	L, 23-27	121-111-3
108	4	27.0	Robert Foster (3)	v DET	12/16/18	H	W, 14-13	122-111-3
123	7	17.6	John Brown	@ NYJ	9/8/19	A	W, 17-16	123-111-3
137	9	15.2	John Brown (2)	@ MIA	11/17/19	A	W, 37-20	124-111-3
110	6	18.3	Cole Beasley	@ DAL	11/28/19	A	W, 26-15	125-111-3
108	7	15.4	Cole Beasley (2)	@ NE	12/21/19	A	L, 24-17	125-112-3
108	6	18.0	Duke Williams	v NYJ	12/29/19	H	L, 6-13	125-113-3



100-YARD RUSHING PERFORMANCES

REGULAR SEASON ONLY

YARDS	ATT.	AVG.	PLAYER	OPP.	DATE	H/A	SCORE	RECORD (W/2)
120	15	8.0	Wilmer Fowler	@ DEN	11/27/60	A	T, 38-38	0-0-1
117	31	3.8	Art Baker	@ SDC	12/10/61	A	L, 10-28	0-1-1
131	15	8.7	Cookie Gilchrist	v DEN	9/15/62	H	L, 20-23	0-2-1
124	25	5.0	Cookie Gilchrist (2)	v SDC	10/13/62	H	W, 35-10	1-2-1
115	6	19.2	Wayne Crow	v SDC	10/13/62	H	W, 35-10	(1-0)
143	19	7.5	Cookie Gilchrist (3)	v OAK	10/20/62	H	W, 14-6	2-2-1
107	23	4.7	Cookie Gilchrist (4)	v BOS	11/3/62	H	T, 28-28	2-2-2
103	19	5.4	Cookie Gilchrist (5)	@ OAK	11/18/62	A	W, 10-6	3-2-2
143	17	8.4	Cookie Gilchrist (6)	@ NYT	12/8/62	A	W, 20-3	4-2-2
125	26	4.8	Cookie Gilchrist (7)	@ DEN	11/9/63	A	W, 30-28	5-2-2
243	36	6.8	Cookie Gilchrist (8)	v NYJ	12/8/63	H	W, 45-14	6-2-2
114	31	3.7	Cookie Gilchrist (9)	@ NYJ	12/14/63	A	W, 19-10	7-2-2
139	15	9.3	Cookie Gilchrist (10)	v HOU	11/1/64	H	W, 24-10	8-2-2
148	11	13.5	Wray Carlton	@ HOU	12/5/65	A	W, 29-18	9-2-2
138	27	5.1	Bobby Burnett	v SDC	10/16/66	H	T, 17-17	9-2-3
110	24	4.6	O.J. Simpson	v DEN	9/28/69	H	W, 41-28	10-2-3
131	17	7.7	Wayne Patrick	v BOS	10/11/69	H	W, 23-16	11-2-3
123	17	7.2	O.J. Simpson (2)	@ BOS	12/1/70	A	W, 45-10	12-2-3
106	18	5.9	O.J. Simpson (3)	@ SDC	10/23/71	A	L, 3-20	12-3-3
138	29	4.8	O.J. Simpson (4)	v SFR	9/24/72	H	W, 27-20	13-3-3
144	28	5.1	O.J. Simpson (5)	@ OAK	10/15/72	A	L, 16-28	13-4-3
189	22	8.6	O.J. Simpson (6)	v PIT	10/29/72	H	L, 21-38	13-5-3
103	22	4.7	O.J. Simpson (7)	@ NEP	11/19/72	A	W, 27-24	14-5-3
116	27	4.3	O.J. Simpson (8)	v DET	12/10/72	H	T, 21-21	14-5-4
101	26	3.9	O.J. Simpson (9)	@ WAS	12/17/72	A	W, 24-17	15-5-4
250	29	8.6	O.J. Simpson (10)	@ NEP	9/16/73	A	W, 31-13	16-5-4
105	18	5.8	Larry Watkins	@ NEP	9/16/73	A	W, 31-13	(2-0)
103	22	4.7	O.J. Simpson (11)	@ SDC	9/23/73	A	L, 7-34	16-6-4
123	24	5.1	O.J. Simpson (12)	v NYJ	9/30/73	H	W, 9-7	17-6-4
171	27	6.3	O.J. Simpson (13)	v PHI	10/7/73	H	W, 27-26	18-6-4
166	22	7.5	O.J. Simpson (14)	v BAL	10/14/73	H	W, 31-13	19-6-4
157	39	4.0	O.J. Simpson (15)	v KYC	10/29/73	H	W, 23-14	20-6-4
120	20	6.0	O.J. Simpson (16)	v MIA	11/18/73	H	L, 0-17	20-7-4
119	17	7.0	Jim Braxton	v MIA	11/18/73	H	L, 0-17	(2-1)
124	15	8.3	O.J. Simpson (17)	@ BAL	11/25/73	A	W, 24-17	21-7-4
137	24	5.7	O.J. Simpson (18)	@ ATL	12/2/73	A	W, 17-6	22-7-4
219	22	10.0	O.J. Simpson (19)	v NEP	12/9/73	H	W, 37-13	23-7-4
200	34	5.9	O.J. Simpson (20)	@ NYJ	12/16/73	A	W, 34-14	24-7-4
117	31	3.8	O.J. Simpson (21)	v NYJ	9/29/74	H	W, 16-12	25-7-4
127	23	5.5	O.J. Simpson (22)	@ BAL	10/13/74	A	W, 27-14	26-7-4
122	32	3.8	O.J. Simpson (23)	v NEP	10/20/74	H	W, 30-28	27-7-4
115	22	5.2	O.J. Simpson (24)	@ CLE	11/24/74	A	W, 15-10	28-7-4
173	32	5.4	O.J. Simpson (25)	v NYJ	9/21/75	H	W, 42-14	29-7-4
227	28	8.1	O.J. Simpson (26)	@ PIT	9/28/75	A	W, 30-21	30-7-4
138	26	5.3	O.J. Simpson (27)	v DEN	10/5/75	H	W, 38-14	31-7-4
102	17	6.0	Jim Braxton (2)	v DEN	10/5/75	H	W, 38-14	(3-1)
159	32	5.0	O.J. Simpson (28)	@ BAL	10/12/75	A	W, 38-31	32-7-4
126	34	3.7	O.J. Simpson (29)	v NYG	10/20/75	H	L, 14-17	32-8-4
123	19	6.5	O.J. Simpson (30)	v BAL	11/9/75	H	L, 35-42	32-9-4
197	17	11.6	O.J. Simpson (31)	@ CIN	11/17/75	A	L, 24-33	32-10-4
160	34	4.7	Jim Braxton (3)	@ STL	11/27/75	A	W, 32-14	33-10-4



100-YARD RUSHING PERFORMANCES

REGULAR SEASON ONLY

YARDS	ATT.	AVG.	PLAYER	OPP.	DATE	H/A	SCORE	RECORD (W/2)
185	21	8.8	O.J. Simpson (32)	@ NEP	12/14/75	A	W, 34-14	34-10-4
101	23	4.4	Jim Braxton (4)	@ NEP	12/14/75	A	W, 34-14	(4-1)
130	24	5.4	O.J. Simpson (33)	v KCY	10/3/76	H	W, 50-17	35-10-4
114	17	6.7	Jeff Kinney	v KCY	10/3/76	H	W, 50-17	(5-1)
110	25	4.4	O.J. Simpson (34)	v NEP	10/24/76	H	L, 22-26	35-11-4
166	29	5.7	O.J. Simpson (35)	v NYJ	10/31/76	H	L, 14-19	35-12-4
118	25	4.7	O.J. Simpson (36)	v SDC	11/21/76	H	L, 13-34	35-13-4
273	29	9.4	O.J. Simpson (37)	@ DET	11/25/76	A	L, 14-27	35-14-4
203	24	8.5	O.J. Simpson (38)	@ MIA	12/5/76	A	L, 27-45	35-15-4
171	28	6.1	O.J. Simpson (39)	@ BAL	12/12/76	A	L, 20-58	35-16-4
122	23	5.3	O.J. Simpson (40)	v NYJ	10/9/77	H	L, 19-24	35-17-4
138	23	6.0	O.J. Simpson (41)	v ATL	10/16/77	H	W, 3-0	36-17-4
155	27	5.7	Roland Hooks	@ NEP	11/6/77	A	W, 24-14	37-17-4
100	18	5.6	Curtis Brown	v CIN	10/22/78	H	W, 5-0	38-17-4
114	11	10.4	Curtis Brown (2)	v MIA	11/12/78	H	L, 24-25	38-18-4
208	21	9.9	Terry Miller	v NYG	11/26/78	H	W, 41-17	39-18-4
115	12	9.6	Roland Hooks (2)	v NYG	11/26/78	H	W, 41-17	(6-1)
123	15	8.2	Terry Miller (2)	@ BAL	12/17/78	A	W, 21-14	40-18-4
118	30	3.9	Joe Cribbs	v NEP	10/26/80	H	W, 31-13	41-18-4
110	24	4.6	Joe Cribbs (2)	v PIT	11/23/80	H	W, 28-13	42-18-4
128	18	7.1	Joe Cribbs (3)	@ SFR	12/21/80	A	W, 18-13	43-18-4
159	17	9.4	Joe Cribbs (4)	v BAL	10/4/81	H	W, 23-17	44-18-4
123	24	5.1	Joe Cribbs (5)	v DEN	10/25/81	H	W, 9-7	45-18-4
109	19	5.7	Roland Hooks (3)	v WAS	11/29/81	H	W, 21-14	46-18-4
153	33	4.6	Joe Cribbs (6)	@ NEP	12/13/81	A	W, 19-10	47-18-4
143	30	4.8	Joe Cribbs (7)	v PIT	12/12/82	H	W, 13-0	48-18-4
108	19	5.7	Joe Cribbs (8)	@ MIA	12/27/82	A	L, 10-27	48-19-4
104	17	6.1	Joe Cribbs (9)	@ NEP	1/2/83	A	L, 19-30	48-20-4
166	22	7.5	Joe Cribbs (10)	v HOU	9/25/83	H	W, 30-13	49-20-4
105	19	5.5	Joe Cribbs (11)	@ BAL	10/16/83	A	W, 30-7	50-20-4
185	36	5.1	Joe Cribbs (12)	@ KCY	12/4/83	A	W, 14-9	51-20-4
100	15	6.7	Joe Cribbs (13)	v SFR	12/11/83	H	L, 10-23	51-21-4
144	29	5.0	Greg Bell	@ IND	9/30/84	A	L, 17-31	51-22-4
113	28	4.0	Greg Bell (2)	@ SEA	10/14/84	A	L, 28-31	51-23-4
206	27	7.6	Greg Bell (3)	v DAL	11/18/84	H	W, 14-3	52-23-4
123	19	6.5	Greg Bell (4)	@ PIT	12/15/85	A	L, 24-30	52-24-4
108	25	4.3	Robb Riddick	v PIT	11/9/86	H	W, 16-12	53-24-4
118	27	4.4	Robb Riddick (2)	@ KCY	11/30/86	A	W, 17-14	54-24-4
139	25	5.6	Carl Byrum	v NYG	10/18/87	H	W, 6-3	55-24-4
119	23	5.2	Ronnie Harmon	v MIA	11/29/87	H	W, 27-0	56-24-4
116	23	5.0	Thurman Thomas	v GBY	10/30/88	H	W, 28-0	57-24-7
103	18	5.7	Robb Riddick (3)	v NYJ	11/20/88	H	W, 9-6	58-24-4
106	14	7.6	Thurman Thomas (2)	v RAI	12/11/88	H	W, 37-21	59-24-4
105	21	5.0	Thurman Thomas (3)	v NEP	10/1/89	H	W, 31-10	60-24-4
105	24	4.4	Thurman Thomas (4)	v RAM	10/16/89	H	W, 23-20	61-24-4
148	22	6.7	Thurman Thomas (5)	v MIA	10/29/89	H	W, 31-17	62-24-4
121	21	5.8	Larry Kinnebrew	v MIA	10/29/89	H	W, 31-17	(7-1)
127	29	4.4	Thurman Thomas (6)	v IND	11/12/89	H	W, 30-7	63-24-4
100	26	3.8	Thurman Thomas (7)	v CIN	11/26/89	H	W, 24-7	64-24-4
214	18	11.9	Thurman Thomas (8)	@ NYJ	9/24/90	A	W, 30-7	65-24-4
136	22	6.2	Thurman Thomas (9)	@ NEP	10/28/90	A	W, 27-10	66-24-4
112	26	4.3	Thurman Thomas (10)	v PHX	11/11/90	H	W, 45-14	67-24-4



100-YARD RUSHING PERFORMANCES

REGULAR SEASON ONLY

YARDS	ATT.	AVG.	PLAYER	OPP.	DATE	H/A	SCORE	RECORD (W/2)
165	22	7.5	Thurman Thomas (11)	v NEP	11/18/90	H	W, 14-0	68-24-4
154	30	5.1	Thurman Thomas (12)	v MIA	12/23/90	H	W, 24-14	69-24-4
165	25	6.6	Thurman Thomas (13)	v MIA	9/1/91	H	W, 35-31	70-24-4
107	15	7.1	Thurman Thomas (14)	v PIT	9/8/91	H	W, 52-34	71-24-4
117	25	4.7	Thurman Thomas (15)	v CHI	9/29/91	H	W, 35-20	72-24-4
117	20	5.9	Thurman Thomas (16)	v IND	10/13/91	H	W, 42-6	73-24-4
108	9	12.0	Kenneth Davis	v IND	10/13/91	H	W, 42-6	(8-1)
126	32	3.9	Thurman Thomas (17)	v NEP	11/3/91	H	W, 22-17	74-24-4
106	24	4.4	Thurman Thomas (18)	@ GBY	11/10/91	A	W, 34-24	75-24-4
135	23	5.9	Thurman Thomas (19)	@ MIA	11/18/91	A	W, 41-27	76-24-4
124	23	5.4	Thurman Thomas (20)	v NYJ	12/1/91	H	W, 24-13	77-24-4
118	25	4.7	Kenneth Davis (2)	v DET	12/22/91	H	L, 14-17	77-25-4
103	22	4.7	Thurman Thomas (21)	v RAM	9/6/92	H	W, 40-7	78-25-4
120	18	6.7	Thurman Thomas (22)	@ NEP	9/27/92	A	W, 41-7	79-25-4
142	21	6.8	Thurman Thomas (23)	@ NYJ	10/26/92	A	W, 24-20	80-25-4
155	37	4.2	Thurman Thomas (24)	v PIT	11/8/92	H	W, 28-20	81-25-4
181	20	9.1	Kenneth Davis (3)	v ATL	11/22/92	H	W, 41-14	82-25-4
103	13	7.9	Thurman Thomas (25)	v ATL	11/22/92	H	W, 41-14	(9-1)
102	21	4.9	Thurman Thomas (26)	@ IND	11/29/92	A	L, 13-16	82-26-4
116	18	6.4	Thurman Thomas (27)	v NYJ	12/6/92	H	L, 17-24	82-27-4
120	26	4.6	Thurman Thomas (28)	v DEN	12/12/92	H	W, 27-17	83-27-4
115	24	4.8	Thurman Thomas (29)	@ NOR	12/20/92	A	W, 20-16	84-27-4
114	24	4.8	Thurman Thomas (30)	v NEP	9/5/93	H	W, 38-14	85-27-4
122	26	4.7	Thurman Thomas (31)	v NYG	10/3/93	H	W, 17-14	86-27-4
117	27	4.3	Thurman Thomas (32)	@ NYJ	10/24/93	A	W, 19-10	87-27-4
129	28	4.6	Thurman Thomas (33)	v WAS	11/1/93	H	W, 24-10	88-27-4
111	30	3.7	Thurman Thomas (34)	@ NEP	11/7/93	A	W, 13-10	89-27-4
116	27	4.3	Thurman Thomas (35)	v IND	11/21/93	H	W, 23-9	90-27-4
110	26	4.2	Thurman Thomas (36)	@ IND	1/2/94	A	W, 30-10	91-27-4
106	26	4.1	Thurman Thomas (37)	@ NEP	9/11/94	A	W, 38-35	92-27-4
112	28	4.0	Thurman Thomas (38)	@ HOU	9/18/94	A	W, 15-7	93-27-4
103	17	6.1	Thurman Thomas (39)	v DEN	9/26/94	H	W, 27-20	94-27-4
125	31	4.0	Thurman Thomas (40)	v MIA	10/9/94	H	W, 21-11	95-27-4
133	27	4.9	Thurman Thomas (41)	v NYJ	10/8/95	H	W, 29-10	96-27-4
100	23	4.3	Darick Holmes	v ATL	11/12/95	H	W, 23-17	97-27-4
129	24	5.4	Thurman Thomas (42)	@ STL	12/10/95	A	W, 45-27	98-27-4
148	35	4.2	Thurman Thomas (43)	v MIA	12/17/95	H	W, 23-20	99-27-4
119	26	4.6	Thurman Thomas (44)	@ NEP	10/27/96	A	L, 25-28	99-28-4
122	22	5.5	Darick Holmes (2)	v WAS	11/3/96	H	W, 38-13	100-28-4
107	23	4.7	Thurman Thomas (45)	v WAS	11/3/96	H	W, 38-13	(10-1)
129	12	10.8	Antowain Smith	v IND	9/21/97	H	W, 37-35	101-28-4
104	18	5.8	Thurman Thomas (46)	v NYJ	11/30/97	H	W, 20-10	102-28-4
118	22	5.4	Antowain Smith (2)	v STL	9/20/98	H	L, 33-34	102-29-4
130	31	4.2	Antowain Smith (3)	@ IND	10/11/98	A	W, 31-24	103-29-4
107	23	4.7	Antowain Smith (4)	v IND	11/22/98	H	W, 34-11	104-29-4
113	30	3.8	Antowain Smith (5)	v NYJ	9/19/99	H	W, 17-3	105-29-4
126	29	4.3	Antowain Smith (6)	v MIA	11/14/99	H	W, 23-3	106-29-4
147	17	8.6	Antowain Smith (7)	@ SEA	12/23/00	A	W, 42-23	107-29-4
113	19	5.9	Travis Henry	v NYJ	10/7/01	H	L, 36-42	107-30-4
101	27	3.7	Travis Henry (2)	v CAR	12/9/01	H	W, 25-24	108-30-4
130	16	8.1	Shawn Bryson	@ ATL	12/23/01	A	L, 30-33	108-31-4
107	28	3.8	Shawn Bryson (2)	@ NYJ	12/30/01	A	W, 14-9	109-31-4



100-YARD RUSHING PERFORMANCES

REGULAR SEASON ONLY

YARDS	ATT.	AVG.	PLAYER	OPP.	DATE	H/A	SCORE	RECORD (W/2)
149	31	4.8	Travis Henry (3)	v NYJ	9/8/02	H	L, 31-37	109-32-4
159	28	5.7	Travis Henry (4)	@ HOU	10/13/02	A	W, 31-24	110-32-4
132	22	6.0	Travis Henry (5)	@ MIA	10/20/02	A	W, 23-10	111-32-4
126	24	5.3	Travis Henry (6)	@ KCY	11/17/02	A	L, 16-17	111-33-4
151	35	4.3	Travis Henry (7)	v MIA	12/1/02	H	W, 38-21	112-33-4
144	22	6.5	Travis Henry (8)	v SDC	12/15/02	H	W, 20-13	113-33-4
167	31	5.4	Travis Henry (9)	v WAS	10/19/03	H	W, 24-7	114-33-4
124	22	5.6	Travis Henry (10)	@ KCY	10/26/03	A	L, 5-38	114-34-4
149	23	6.5	Travis Henry (11)	v HOU	11/16/03	H	L, 10-12	114-35-4
113	26	4.3	Travis Henry (12)	@ NYG	11/30/03	A	W, 24-7	115-35-4
169	32	5.3	Travis Henry (13)	v NYJ	12/7/03	H	W, 17-6	116-35-4
111	26	4.3	Willis McGahee	v MIA	10/17/04	H	W, 20-13	117-35-4
102	30	3.4	Willis McGahee (2)	v ARI	10/31/04	H	W, 38-14	118-35-4
132	37	3.6	Willis McGahee (3)	v NYJ	11/7/04	H	W, 22-17	119-35-4
100	20	5.0	Willis McGahee (4)	v STL	11/21/04	H	W, 37-17	120-35-4
116	28	4.1	Willis McGahee (5)	@ SEA	11/28/04	A	W, 38-9	121-35-4
105	27	3.9	Willis McGahee (6)	v CLE	12/12/04	H	W, 37-7	122-35-4
102	15	6.8	Willis McGahee (7)	@ SFR	12/26/04	A	W, 41-7	123-35-4
117	22	5.3	Willis McGahee (8)	v HOU	9/11/05	H	W, 22-7	124-35-4
140	27	5.2	Willis McGahee (9)	v ATL	9/25/05	H	L, 16-24	124-36-4
143	29	4.9	Willis McGahee (10)	v NYJ	10/16/05	H	W, 27-17	125-36-4
136	31	4.4	Willis McGahee (11)	@ NEP	10/30/05	A	L, 16-21	125-37-4
113	22	5.1	Willis McGahee (12)	@ NYJ	1/1/06	A	L, 26-30	125-38-4
150	26	5.8	Willis McGahee (13)	v NYJ	9/24/06	H	L, 20-28	125-39-4
109	28	3.9	Anthony Thomas	@ IND	11/12/06	A	L, 16-17	125-40-4
125	16	7.8	Willis McGahee (14)	@ NYJ	12/10/06	A	W, 31-13	126-40-4
153	29	5.3	Marshawn Lynch	v CIN	11/4/07	H	W, 33-21	127-40-4
115	15	7.7	Fred Jackson	v MIA	12/9/07	H	W, 38-17	128-40-4
107	23	4.7	Marshawn Lynch (2)	v MIA	12/9/07	H	W, 38-17	(11-1)
105	22	4.8	Marshawn Lynch (3)	@ PHI	12/30/07	A	L, 9-17	128-41-4
119	23	5.2	Marshawn Lynch (4)	v CLE	11/17/08	H	L, 27-29	128-42-4
134	16	8.4	Marshawn Lynch (5)	v SFR	11/30/08	H	L, 3-10	128-43-4
127	21	6.0	Marshawn Lynch (6)	@ NYJ	12/14/08	A	L, 27-31	128-44-4
136	27	5.0	Fred Jackson (2)	v NEP	12/28/08	H	L, 0-13	128-45-4
163	28	5.8	Fred Jackson (3)	v TAM	9/20/09	H	W, 33-20	129-45-4
212	33	6.4	Fred Jackson (4)	v IND	1/3/10	H	W, 30-7	130-45-4
133	25	5.3	Fred Jackson (5)	v DET	11/14/10	H	W, 14-12	131-45-4
116	21	5.5	Fred Jackson (6)	@ CIN	11/21/10	A	W, 49-31	132-45-4
112	29	3.9	Fred Jackson (7)	v CLE	12/12/10	H	W, 13-6	133-45-4
112	20	5.6	Fred Jackson (8)	@ KCY	9/11/11	A	W, 41-7	134-45-4
117	15	7.8	Fred Jackson (9)	v OAK	9/18/11	H	W, 38-35	135-45-4
111	26	4.3	Fred Jackson (10)	v PHI	10/9/11	H	W, 31-24	136-45-4
121	16	7.6	Fred Jackson (11)	@ NYG	10/16/11	A	L, 24-27	136-46-4
120	26	4.6	Fred Jackson (12)	v WAS	10/30/11	H	W, 23-0	137-46-4
114	13	8.8	Fred Jackson (13)	@ DAL	11/13/11	A	L, 7-44	137-47-4
111	16	6.9	C.J. Spiller	v DEN	12/24/11	H	W, 40-14	138-47-4
169	14	12.1	C.J. Spiller (2)	@ NYJ	9/9/12	A	L, 28-48	138-48-4
123	15	8.2	C.J. Spiller (3)	v KCY	9/16/12	H	W, 35-17	139-48-4
107	14	7.6	C.J. Spiller (4)	@ IND	11/25/12	A	L, 13-20	139-49-4
109	25	4.4	Fred Jackson (14)	v JAX	12/2/12	H	W, 34-18	140-49-4
103	17	6.1	C.J. Spiller (5)	v SEA	12/16/12	H	L, 17-50	140-50-4
138	22	6.3	C.J. Spiller (6)	@ MIA	12/23/12	A	L, 10-24	140-51-4
103	16	6.4	C.J. Spiller (7)	v CAR	9/15/13	H	W, 24-23	141-51-4



100-YARD RUSHING PERFORMANCES

REGULAR SEASON ONLY

YARDS	ATT.	AVG.	PLAYER	OPP.	DATE	H/A	SCORE	RECORD (W/2)
116	12	9.7	C.J. Spiller (8)	v KCY	11/3/13	H	L, 13-23	141-52-4
149	15	9.9	C.J. Spiller (9)	v ATL	12/1/13	H	L, 31-34	141-53-4
111	19	5.8	Fred Jackson (15)	v MIA	12/22/13	H	W, 19-0	142-53-4
105	19	5.5	C.J. Spiller (10)	@ NEP	12/29/13	A	L, 20-34	142-54-4
110	12	9.2	Karlos Williams	@ MIA	9/27/15	A	W, 41-14	143-54-4
110	9	12.2	Karlos Williams (2)	v MIA	11/8/15	H	W, 33-17	144-54-4
112	16	7.0	LeSean McCoy	v MIA	11/8/15	H	W, 33-17	145-54-4
112	19	5.9	LeSean McCoy (2)	@ NYJ	11/12/15	A	W, 22-17	146-54-4
112	21	5.3	LeSean McCoy (3)	v HOU	12/6/15	H	W, 30-21	147-54-4
110	17	6.5	LeSean McCoy (4)	v ARI	9/25/16	H	W, 33-18	148-54-4
150	18	8.3	LeSean McCoy (5)	@ LAR	10/2/16	A	W, 30-19	149-54-4
140	19	7.4	LeSean McCoy (6)	v SF	10/9/16	H	W, 45-16	150-54-4
103	19	5.4	LeSean McCoy (7)	v JAX	11/27/16	H	W, 28-21	151-54-4
130	17	7.6	LeSean McCoy (8)	@ OAK	12/4/16	A	L, 24-38	151-55-4
153	19	8.1	LeSean McCoy (9)	v CLE	12/18/16	H	W, 33-13	152-55-4
128	24	5.3	LeSean McCoy (10)	v MIA	12/24/16	H	L, 31-34	152-56-4
110	22	5.0	LeSean McCoy (11)	v NYJ	9/10/17	H	W, 21-12	153-56-4
151	27	5.6	LeSean McCoy (12)	v OAK	10/29/17	H	W, 34-14	154-56-4
114	13	8.8	LeSean McCoy (13)	@ LAC	11/19/17	A	L, 54-24	154-57-4
156	32	4.9	LeSean McCoy (14)	v IND	12/10/17	H	W, 13-7	155-57-4
113	26	4.3	LeSean McCoy (15)	@ NYJ	11/11/18	A	W, 41-10	156-57-4
135	9	15.0	Josh Allen	@ MIA	12/2/18	A	L, 17-21	156-58-4
101	9	11.2	Josh Allen (2)	v NYJ	12/9/18	H	L, 23-27	156-59-4
109	17	6.4	Frank Gore	v NE	9/29/19	H	L, 10-16	156-60-4
106	21	5.0	Devin Singletary	v DEN	11/24/19	H	W, 20-3	157-60-4



BILLS IN PRIMETIME

PRIMETIME GAMES

THURSDAYS

DATE	OPPONENT	W/L	SCORE
9/17/81	PHI	L	14-20
9/16/82	MIN	W	23-22
10/18/01	@JAX	W	13-10
12/3/09	NYJ (Toronto)	L	13-19
11/15/12	MIA	W	19-14
10/3/13	@CLE	L	24-37
11/13/14	@MIA	L	9-22
11/12/15	@NYJ	W	22-17
9/15/16	NYJ	L	31-37
11/2/17	@NYJ	L	21-34

Total Games: 10 Wins: 4 Losses: 6

SATURDAYS

DATE	OPPONENT	W/L	SCORE
12/23/00	@SEA	W	42-23
12/17/05	DEN	L	17-28

Total Games: 2 Wins: 1 Losses: 1

SUNDAYS

DATE	OPPONENT	W/L	SCORE
10/7/90	LA Raiders	W	38-24
12/15/91	@IND	W	35-7
9/20/92	IND	W	38-0
12/27/92	@Houston Oilers	L	3-27
10/3/93	NYG	W	17-14
12/4/94	@MIA	W	42-31
9/3/95	@DEN	L	7-22
12/3/95	@SF	L	17-27
9/1/96	@NYG	W	23-20 (OT)
10/27/96	@NE	L	25-28
10/25/98	@CAR	W	30-14
9/19/99	NYJ	W	17-3
12/19/99	@ARI	W	31-21
9/3/00	TEN	W	16-13
12/2/01	@SF	L	0-35
9/21/03	@MIA	L	7-17
10/26/03	@KC	L	5-38
11/14/04	@NE	L	6-29
10/30/05	@NE	L	16-21
11/18/07	NE	L	10-56
12/15/19	@PIT	W	17-10

Total Games: 21 Wins: 11 Losses: 10

MONDAYS

DATE	OPPONENT	W/L	SCORE
10/29/73	KC	W	23-14
9/16/74	OAK	W	21-20
10/20/75	NYG	L	14-17
11/17/75	@CIN	L	24-33
9/13/76	MIA	L	21-30
11/15/76	@DAL	L	10-17
11/28/77	@OAK	L	13-34
10/12/81	MIA	W	31-21
11/9/81	@DAL	L	14-27
12/27/82	@MIA	L	10-27
10/3/83	NYJ	L	10-34
9/17/84	MIA	L	17-21
10/17/88	@NYJ	W	37-14
11/14/88	@MIA	W	31-6
9/18/89	DEN	L	14-28
10/16/89	LA Rams	W	23-20
12/4/89	@SEA	L	16-17
9/24/90	@NYJ	W	30-7
11/26/90	@Houston Oilers	L	24-27
10/7/91	@KC	L	6-33
10/21/91	CIN	W	35-16
11/18/91	@MIA	W	41-27
10/26/92	@NYJ	W	24-20
11/16/92	@MIA	W	26-20
10/11/93	Houston Oilers	W	35-7
11/1/93	WAS	W	24-10
11/15/93	@PIT	L	0-23
9/26/94	DEN	W	27-20
11/14/94	@PIT	L	10-23
10/2/95	@CLE	W	22-19
10/23/95	@NE	L	14-27
9/16/96	@PIT	L	6-24
12/16/96	@MIA	L	14-16
10/20/97	@IND	W	9-6
11/17/97	@MIA	L	13-30
10/4/99	@MIA	W	23-18
12/11/00	@IND	L	20-44
10/8/07	DAL	L	24-25
11/17/08	CLE	L	27-29
9/14/09	@NE	L	24-25
11/23/15	@NE	L	13-20
11/7/16	@SEA	L	25-31
10/29/18	NE	L	6-25

Total Games: 43 Wins: 17 Losses: 26

BILLS OVERALL IN PRIMETIME

Total prime time games:	76
Total wins:	33
Total losses:	43



BILLS BEST PERFORMANCES

SCORING

MOST TOUCHDOWNS SCORED

5 Cookie Gilchrist, vs. N.Y. Jets 12/8/63

MOST FIELD GOALS

6 Steve Christie, at N.Y. Jets 10/20/96

LONGEST FIELD GOAL

59 Steve Christie, vs. Miami 9/26/93

RUSHING

MOST RUSHING ATTEMPTS

39 O.J. Simpson, vs. Kansas City 10/29/73

MOST RUSHING YARDS

273 O.J. Simpson, at Detroit 11/25/76

MOST RUSHING TOUCHDOWNS

5 Cookie Gilchrist, vs. N.Y. Jets 12/8/63

LONGEST RUN FROM SCRIMMAGE

80 Fred Jackson, at N.Y. Giants 10/16/11

PASSING

MOST PASS ATTEMPTS

57 Kyle Orton, at Denver 12/7/14

MOST PASSES COMPLETED

38 Kyle Orton, at Denver 12/7/14
Joe Ferguson, at Miami 10/9/83

MOST PASSING YARDS

463 Drew Bledsoe, at Minnesota 9/15/02

MOST TOUCHDOWN PASSES

6 Jim Kelly, vs. Pittsburgh 9/8/91

LONGEST PASS COMPLETION

98 Ryan Fitzpatrick, at Jacksonville 11/22/09

RECEIVING

MOST RECEPTIONS

15 Andre Reed, vs. Green Bay 11/20/94

MOST RECEIVING YARDS

265 Lee Evans, at Houston 11/19/06

MOST TOUCHDOWN RECEPTIONS

4 Don Beebe, vs. Pittsburgh 9/8/91
Jerry Butler, vs. N.Y. Jets 9/23/79

INTERCEPTIONS

MOST INTERCEPTIONS

3 10 times (most recent Nate Clements, at
Miami 10/20/02)

LONGEST INTERCEPTION RETURN

101 Tony Green, vs. Kansas City 10/3/76.

MISCELLANEOUS

MOST PUNTS

11 Four times (most recent Chris Mohr vs.
Indianapolis 10/6/96)

LONGEST PUNT

84 Brian Moorman, at Green Bay 12/22/02

LONGEST KICKOFF RETURN

104 Terrence McGee, at Miami 12/5/04

LONGEST PUNT RETURN

88 Leodis McKelvin, vs. Kansas City 9/16/12

LONGEST FUMBLE RETURN

87 Dave Kilson, vs. Houston 9/25/83



BEST PERFORMANCES VS. BILLS

SCORING

MOST TOUCHDOWNS SCORED

- 4 Calvin Hill, Dallas 9/19/71
- Lydell Mitchell, Baltimore 10/12/75
- Chuck Foreman, Minnesota 12/20/1975
- Clarence Williams, San Diego 9/16/1979
- Randy Moss, New England 11/18/2007

MOST FIELD GOALS

- 6 Jim Turner, at N.Y. Jets 11/3/68

LONGEST FIELD GOAL

- 61 Jay Feely, at Arizona 10/14/12

RUSHING

MOST RUSHING ATTEMPTS

- 42 Terrell Davis, Denver 10/26/97
- Ricky Williams, at Miami 9/21/03

MOST RUSHING YARDS

- 236 Le'Veon Bell, Pittsburgh 12/11/16

MOST RUSHING TOUCHDOWNS

- 4 Calvin Hill, Dallas 9/19/71
- Clarence Williams, at San Diego 9/16/79

LONGEST RUN FROM SCRIMMAGE

- 88 Ahmad Bradshaw, N.Y. Giants 12/23/07

PASSING

MOST PASS ATTEMPTS

- 68 George Blanda, Houston 11/1/64

MOST PASSES COMPLETED

- 40 Kirk Cousins, at Minnesota 9/23/18

MOST PASSING YARDS

- 466 Tom Brady, New England 9/20/15

MOST TOUCHDOWN PASSES

- 6 Daryle Lamonica, at Oakland 10/19/69

LONGEST PASS COMPLETION

- 96 Frank Tripucka, Denver 9/15/62
- Ken O'Brien, N.Y.J. 12/8/85

RECEIVING

MOST RECEPTIONS

- 16 Wes Welker, New England 9/25/11

MOST RECEIVING YARDS

- 238 Chris Chambers, at Miami 12/4/05

MOST TOUCHDOWN RECEPTIONS

- 4 Randy Moss, New England 11/18/07

INTERCEPTIONS

MOST INTERCEPTIONS

- 4 Austin "Goose" Gonsoulin, Denver 9/18/60

LONGEST INTERCEPTION RETURN

- 103 Louis Oliver, Miami 10/4/92 (TD)

MISCELLANEOUS

MOST PUNTS

- 12 Luke Prestridge, Denver 10/25/81
- Chris Gardocki, Indianapolis 10/6/96

LONGEST PUNT

- 93 Shawn McCarthy, New England 11/3/91

LONGEST KICKOFF RETURN

- 101 Cotton Speyrer, at Baltimore 11/25/73

LONGEST PUNT RETURN

- 89 Mike Haynes, at New England 11/7/76

LONGEST FUMBLE RETURN

- 96 Lee Woodall, at San Francisco 12/3/95



SINGLE-SEASON TEAM RECORDS

SCORING

MOST POINTS SCORED

458	1991 (16 games)
428	1990 (16 games)
420	1975 (14 games)

FEWEST POINTS SCORED

150	1982 (9 games)
160	1977 (14 games)
184	1971 (14 games)

MOST POINTS ALLOWED

454	1984 (16 games)
435	2012 (16 games)
434	2011 (16 games)

FEWEST POINTS ALLOWED

154	1982 (9 games)
226	1965 (14 games)
229	1999 (16 games)

TOUCHDOWNS

MOST SCORED

58	1991
57	1975
53	1990

FEWEST SCORED

18	1982 (9 games)
19	1977 (14 games)
21	1971 (14 games)

MOST ALLOWED

56	1984
53	2011
	2012

FEWEST ALLOWED

56	1984
53	2011
	2012

MOST PASSING TOUCHDOWNS

39	1991
32	1989
30	1983

MOST RUSHING TOUCHDOWNS

29	2016
26	1975
25	1964

KICKING

MOST FIELD GOALS MADE

34	2014
33	1998
	2013

MOST PATs MADE

56	1991
51	1975
50	1992

RUSHING

MOST ATTEMPTS

605	1973
603	1980
588	1975

MOST YARDAGE GAINED

3088	1973
2974	1975
2630	2016

PASSING

MOST ATTEMPTS

612	2002
588	1984
579	2014

MOST COMPLETIONS

377	2002
363	2014
356	2011

MOST YARDS GAINED (NET)

3995	2002
3871	1991
3703	2011

TOTAL NET YARDS

MOST GAINED

6252	1991
5893	1992
5853	1989

FIRST DOWNS

MOST FIRST DOWNS

359	1991
355	2002
350	1992

MOST BY RUSHING

162	1975
152	1973
146	2016

MOST BY PASSING

218	2002
208	1991
192	1992

MOST BY PENALTY

47	2002
39	2013
38	1983
	1986

FUMBLES

MOST OPPONENTS' FUMBLES

RECOVERED

47	2002
39	2013
38	1983
	1986



SINGLE-SEASON TEAM RECORDS

INTERCEPTIONS

MOST THROWN

34 1964
1967
32 1971

MOST INTERCEPTED

36 1962
33 1960
32 1965

PENALTIES

MOST PENALTIES

144 1983
143 2015
132 1985

MOST YARDS PENALIZED

1,249 2015
1,108 1970
1,103 1978

QB SACKS

MOST SACKS MADE

57 2013
54 2014
50 1964

MOST SACKS ALLOWED

63 1961
60 1984
59 2000

FEWEST SACKS ALLOWED

12 1986 (9 games)
16 1966 (14 games)
1981 (16 games)

MISCELLANEOUS SINGLE SEASON TEAM RECORDS

BEST SEASON, WIN PERCENTAGE

.857 1964

BEST SEASON, WIN TOTAL

13 1990
1991

MOST LOSSES

14 1984
1985

LONGEST WINNING STREAK

11 Dec. 8, 1963 - Nov. 8, 1964

LONGEST WINNING STREAK AT HOME

15 Sept. 9, 1990 - Dec. 1, 1991

LONGEST WINNING STREAK ON THE ROAD

6 Nov. 25, 1973 - Nov. 3, 1974
Dec. 13, 1964 - Nov. 14, 1965

LONGEST LOSING STREAK

15 Nov. 22, 1970 - Nov. 21, 1971

LONGEST LOSING STREAK AT HOME

9 Oct. 18, 1970 - Nov. 21, 1971

LONGEST LOSING STREAK ON THE ROAD

22 Dec. 18, 1983 - Nov. 23, 1986

MOST CONSECUTIVE WINS - START OF SEASON

9 Sept. 13, 1964 - Nov. 8, 1964

MOST CONSECUTIVE WINS - END OF SEASON

4 Nov. 25, 1973 - Dec. 16, 1973
Dec. 12, 1993 - Jan. 3, 1994

MOST CONSECUTIVE LOSSES - START OF SEASON

11 Sept. 2, 1984 - Nov. 11, 1984

MOST CONSECUTIVE LOSSES - END OF SEASON

10 Oct. 10, 1976 - Dec. 12, 1976

TOTAL SHUTOUTS BY BILLS

23 Last: 10/2/16 at New England

TOTAL SHUTOUTS AGAINST BILLS

24 Last: 9/30/18 at Green Bay

MOST SHUTOUTS IN A SEASON

2 1982/1990

MOST TIMES SHUTOUTS IN A SEASON

4 1971



SINGLE-GAME TEAM RECORDS

SCORING

MOST POINTS SCORED

58 vs. Miami 9/18/66

MOST POINTS ALLOWED

58 at Baltimore 12/12/76

MOST POINT, BOTH TEAMS

88 Buffalo 47, Houston 41
9/24/89 (OT)

FEWEST POINTS, BOTH TEAMS

3 Buffalo 3, Atlanta 0
10/16/77

MOST DECISIVE VICTORY

42 Buffalo 42, Cleveland 0
11/4/90

MOST DECISIVE LOSS

46 New England 56, Buffalo 10
11/18/07

LARGEST COMEBACK

26 vs. Indianapolis 9/21/97

LARGEST COMEBACK AGAINST

21 vs. Baltimore 11/9/75
at Pittsburgh 12/15/85
at Miami 12/4/05
at New England 1/1/12

touchdowns

MOST SCORED

8 vs. Miami 9/18/66

MOST ALLOWED

8 at Seattle 10/30/77

MOST SCORED BY RUSHING

5 vs. NYJ 12/8/63
vs. NYG 11/26/78
vs. Cincinnati 9/9/79
vs. Washington 11/3/96

MOST ALLOWED BY RUSHING

6 vs. New Orleans 11/12/17

MOST SCORED BY PASSING

6 vs. Pittsburgh 9/8/91

MOST ALLOWED BY PASSING

6 at Oakland 10/19/69

KICKING

MOST FIELD GOALS MADE

6 at N.Y. Jets 10/20/96

MOST FIELD GOALS ALLOWED

6 at N.Y. Jets 11/3/68

TOTAL YARDS

MOST YARDS GAINED

589 vs. Miami 12/24/16 (OT)

FEWEST YARDS GAINED

49 vs. Baltimore 10/10/71

MOST YARDS ALLOWED

621 at San Francisco 10/7/12

FEWEST YARDS ALLOWED

26 vs. Cleveland 12/12/04

FIRST DOWNS

MOST, TOTAL

35 at New England 11/11/12

MOST ALLOWED, TOTAL

34 at Cincinnati 11/17/75
at Cincinnati 11/27/88

FEWEST, TOTAL

4 vs. Baltimore 10/10/71

FEWEST ALLOWED, TOTAL

5 at Houston 10/11/64

MOST BY RUSHING

21 vs. Washington 11/3/96

MOST ALLOWED BY RUSHING

20 vs. New Orleans 11/12/17

MOST BY PASSING

22 at Minnesota 9/15/02 (OT)

MOST ALLOWED BY PASSING

24 vs. Houston 11/1/64
vs. Miami 11/16/86

MOST BY PENALTY

8 vs. Houston 9/20/87
at N.Y. Jets 9/22/13

MOST ALLOWED BY PENALTY

7 vs. Cleveland 10/23/77
at Baltimore 12/17/78
at Miami 10/9/83
vs. Jacksonville 12/2/12
vs. N.Y. Giants 10/4/15

RUSHING

MOST ATTEMPTS

58 at Cincinnati 12/16/84
vs. Miami 10/4/92

MOST ATTEMPTS ALLOWED

68 vs. Houston 11/1/64

MOST YARDS GAINED

366 vs. N.Y. Giants 11/26/78

FEWEST YARDS GAINED

0 at Chicago 10/2/88

MOST YARDS ALLOWED

320 at Dallas Texans 9/30/62

FEWEST YARDS ALLOWED

5 at N.Y. Jets 10/30/66



SINGLE-GAME TEAM RECORDS

PASSING

MOST ATTEMPTS

58 at Cincinnati 12/16/84
vs. Miami 10/4/92

FEWEST ATTEMPTS

2 vs. N.Y. Jets 9/29/74

MOST ATTEMPTS ALLOWED

68 vs. Houston 11/1/64

FEWEST ATTEMPTS ALLOWED

7 vs. Cincinnati 11/30/69

MOST COMPLETIONS

38 at Miami 10/9/83
at Denver 12/7/14

FEWEST COMPLETIONS

0 vs. N.Y. Jets 9/29/74

MOST COMPLETIONS ALLOWED

40 at Minnesota 9/23/18

FEWEST COMPLETIONS ALLOWED

2 vs. Cincinnati 11/30/69
vs. N.Y. Jets 9/29/74
vs. Cleveland 10/11/09

MOST YARDS GAINED

437 at Minnesota 9/15/02

FEWEST YARDS GAINED

-19 vs. Oakland 9/15/68

MOST YARDS ALLOWED

464 vs. Houston 10/29/61

FEWEST YARDS ALLOWED

-3 vs. Cleveland 12/13/04

PENALTIES

MOST PENALTIES

19 at Miami 12/22/85
at Indianapolis 9/23/01

FEWEST PENALTIES

0 vs. Jacksonville 12/14/97
at N.Y. Jets 1/1/17

MOST PENALTIES BY OPPONENT

22 vs. San Francisco 10/4/98

FEWEST PENALTIES BY OPPONENT

0 vs. N.Y. Titans 10/16/60
vs. Houston 11/1/64
at Kansas City 10/2/66
at N.Y. Jets 12/16/73

MOST YARDS PENALIZED

163 vs. Chicago 11/4/18

FEWEST YARDS PENALIZED

0 vs. Jacksonville 12/14/97
at N.Y. Jets 1/1/17

MOST YARDS PENALIZED, OPPONENT

189 vs. Houston 10/31/65

FEWEST YARDS PENALIZED, OPPONENT

0 vs. N.Y. Titans 10/16/60
vs. Houston 11/1/64
at Kansas City 10/2/66
at N.Y. Jets 12/16/73

FUMBLES

MOST LOST

6 vs. Denver 12/2/79

MOST RECOVERED

7 vs. Cincinnati 11/30/69

INTERCEPTIONS

MOST THROWN

6 vs. Denver 9/18/60
vs. Houston 11/10/74
vs. Miami 11/21/82

MOST INTERCEPTED

6 at L.A. Chargers 11/20/60
at Denver 11/19/61
vs. Houston 9/9/62
at Boston 12/9/67
at N.Y. Jets 10/18/09

TOTAL TURNOVERS

MOST COMMITTED

8 at New England 11/7/76

MOST FORCED BY DEFENSE

9 at Denver 11/19/61
at Kansas City 10/17/65

SACKS

MOST SACKS MADE

11 at Denver 12/13/64

MOST SACKS ALLOWED

11 vs. Oakland 10/15/67

returns

MOST PUNT RETURNS

9 at Houston 10/11/64
vs. Pittsburgh 12/12/82

MOST PUNT RETURN YARDS

148 vs. St. Louis 11/21/04

MOST KICK RETURNS

10 at Baltimore 12/12/76

MOST KICK RETURN YARDS

256 at Cincinnati 12/24/05



SINGLE-GAME TEAM RECORDS

BILLS HIGHS

58	vs. Miami 9/18/66
8	vs. Miami 9/18/66
5	Last: vs. Washington 11/3/96
6	vs. Pittsburgh 9/8/91
7	Last: at NYJ 10/20/96
6	at NYJ 10/20/96
35	at New England 11/11/12
589	vs. Miami 12/24/16
65	vs. Kansas City 10/29/73
366	vs. NYG 11/26/78
437	at Minnesota 9/15/02
11	vs. Oakland 10/15/67
463	at Minnesota 9/15/02
58	Last: vs. Miami 10/4/92
38	Last: at Denver 12/7/14
6	Last: vs. Miami 11/21/82
8	at New England 11/7/76
7	at Miami 12/4/94
6	vs. Denver 12/2/79
11	Last: vs. Indianapolis 10/6/96
57.8	at Chicago 10/8/06
163	vs. Chicago 11/4/18

CATEGORY

POINTS
TOUCHDOWNS
RUSHING TDS
PASSING TDS
FIELD GOALS ATTEMPTED
FIELD GOALS MADE
TOTAL FIRST DOWNS
TOTAL NET YARDS
RUSHING ATTEMPTS
NET YARDS RUSHING
NET YARDS PASSING
QB SACKS ALLOWED
GROSS YARDS PASSING
PASS ATTEMPTS
PASS COMPLETIONS
INTERCEPTIONS THROWN
TOTAL TURNOVERS
FUMBLES BY
FUMBLES LOST
PUNTS
PUNTING AVERAGE
YARDS PENALIZED

BILLS LOWS

Last: at Green Bay 9/30/18	0
Last: vs. NY Jets 12/29/19	0
Last: vs. NY Jets 12/29/19	0
Last: vs. NY Jets 12/29/19	0
Last: at Tennessee 10/6/19	0
Last: at Cleveland 11/10/19	0
vs. Baltimore 10/10/71	4
vs. Baltimore Colts 10/10/71	49
at St. Louis Cardinals 9/9/84	8
at Chicago 10/2/88	0
vs. Oakland 9/15/68	-19
Last: at Miami 11/17/19	0
vs. NY Jets 9/29/74	0
vs. NY Jets 9/29/74	2
vs. NY Jets 9/29/74	0
Last: at New England 12/21/19	0
Last: at New England 12/21/19	0
Last: at New England 12/21/19	0
Last: at New England 12/21/19	0
Last: at San Francisco 9/13/92	0
at Seattle 10/14/84	17.3
Last: at NYJ 1/1/17	0

OPPONENT HIGHS

58	at Baltimore 12/12/76
8	Last: vs. New England 11/18/07
6	vs. New Orleans 11/12/17
6	at Oakland 10/19/69
8	at NYJ 11/3/68
6	at NYJ 11/3/68
33	vs. New England 9/30/12
621	at San Francisco 10/7/12
64	at Oakland 11/28/77
320	at Dallas 9/30/62
464	vs. Houston 10/29/61
11	at Denver 12/13/64
466	vs. New England 9/20/15
68	vs. Houston 11/1/64
40	at Minnesota 9/23/18
6	at NYJ 10/18/09
9	Last: at Kansas City 10/17/65
9	vs. NYG 10/20/75
7	vs. Cincinnati 11/30/69
12	Last: vs. Indianapolis 10/6/96
64.0	vs. Minnesota 12/11/94
189	vs. Houston 10/31/65

CATEGORY

POINTS
TOUCHDOWNS
RUSHING TDS
PASSING TDS
FIELD GOALS ATTEMPTED
FIELD GOALS MADE
TOTAL FIRST DOWNS
TOTAL NET YARDS
RUSHING ATTEMPTS
NET YARDS RUSHING
NET YARDS PASSING
QB SACKS ALLOWED
GROSS YARDS PASSING
PASS ATTEMPTS
PASS COMPLETIONS
INTERCEPTIONS THROWN
TOTAL TURNOVERS
FUMBLES BY
FUMBLES LOST
PUNTS
PUNTING AVERAGE
YARDS PENALIZED

OPPONENT LOWS

Last: at New England 10/2/16	0
Last: vs. Denver 11/24/19	0
Last: vs. NY Jets 12/29/19	0
Last: vs. Denver 11/24/19	0
Last: at Miami 11/17/19	0
Last: at Dallas 11/28/19	0
vs. Carolina 9/10/95	4
vs. Cleveland 12/12/04	26
at Minnesota 9/23/18	6
at NYJ 10/30/66	5
vs. Cleveland 12/12/04	-3
Last: vs. Detroit 12/16/18	0
vs. Chicago 10/07/79	22
vs. Cincinnati 11/30/69	7
Last: vs. Cleveland 10/11/09	2
Last: at New England 12/21/19	0
Last: at Cleveland 11/10/19	0
Last: vs. Baltimore 12/8/19	0
Last: vs. NY Jets 12/29/19	0
Last: vs. New Orleans 11/12/17	0
vs. Pittsburgh 9/25/88	22.0
Last: at NYJ 12/16/73	0



ALL-TIME RETURN TDS

ALL-TIME INTERCEPTION RETURN TDS

TOTAL INT TDS: 89 / RECORD WITH A INT TD: 59-21-4

Date	Player	Opponent	Yards	Result/Score
12/24/17	Jordan Poyer	@ NE	19	L, 16-37
10/9/16	Nickell Robey-Coleman (2)	@ LAR	41	W, 30-19
10/25/15	Corey Graham	@ JAX	44	L, 31-34
9/27/15	Preston Brown	@ MIA	43	W, 41-14
11/17/13	Da'Norris Searcy	v. NYJ	32	W, 37-14
10/20/13	Nickell Robey	@ MIA	19	W, 23-21
12/30/12	Bryan Scott (2)	v. NYJ	20	W, 28-9
12/24/11	Jairus Byrd (2)	v. DEN	37	W, 40-14
10/9/11	Nick Barnett	v PHI	31	W, 31-24
10/2/11	Bryan Scott	@ CIN	43	L, 20-23
9/25/11	Drayton Florence (2)	v NE	27	W, 34-31
1/2/11	Jairus Byrd	@ NYJ	37	L, 7-38
12/5/10	Drayton Florence	@ MIN	40	L, 14-38
9/20/09	Donte Whitner	v TAM	76	W, 33-20
9/14/09	Aaron Schobel	@ NEP	26	L, 24-25
11/23/08	Leodis McKelvin	@ KC	64	W, 54-31
11/2/08	Jabari Greer (2)	v NYJ	42	L, 17-26
9/28/08	Jabari Greer	@ STL	33	W, 31-14
10/08/07	George Wilson	v DAL	25	L, 24-25
10/08/07	Chris Kelsay	v DAL	EZ	L, 24-25
12/10/06	Nate Clements (5)	@ NYJ	58	W, 31-13
11/5/06	London Fletcher-Baker	v GB	17	W, 24-10
12/24/05	Terrence McGee	@ CIN	46	W, 37-27
1/2/05	Nate Clements (4)	v PIT	30	L, 24-29
12/19/04	Takeo Spikes (2)	@ CIN	62	W, 33-17
12/5/04	Pat Williams	@ MIA	20	W, 42-32
10/17/04	Takeo Spikes	v MIA	11	W, 20-13
9/21/03	Nate Clements (3)	@ MIA	54	L, 7-17
9/7/03	Sam Adams	v NEP	37	W, 31-0
10/22/02	Nate Clements (2)	@ MIA	29	W, 23-10
12/23/01	Brandon Spoon (2)	@ ATL	7	L, 30-33
12/9/01	Brandon Spoon	v CAR	44	W, 25-24
9/23/01	Nate Clements	@ IND	48	L, 26-42
10/29/00	Henry Jones (4)	v NYJ	45	W, 23-20
12/13/98	Gabe Northern	v OAK	40	W, 44-21
11/26/95	Cornelius Bennett	v NE	69	L, 25-35
9/10/95	Kurt Schulz	v CAR	32	W, 31-9
12/19/93	Mickey Washington	@ MIA	27	W, 47-34
10/24/93	Darryl Talley (2)	@ NYJ	61	W, 19-10
10/3/93	Henry Jones (3)	v NYG	85	W, 17-14
9/20/92	Henry Jones	v IND	23	W, 38-0
9/20/92	Henry Jones (2)	v IND	82	W, 38-0
9/8/91	Nate Odomes	v PIT	32	W, 52-34
11/4/90	Darryl Talley	@ CLE	60	W, 42-0
9/30/90	Leonard Smith	v DEN	39	W, 29-28
10/29/89	Kirby Jackson	v MIA	40	W, 31-17
10/30/88	Mark Kelso	v GB	78	W, 28-0
12/4/83	Mike Kennedy	@ KC	22	W, 14-9
12/7/80	Steve Freeman (3)	v LAR	47	W, 10-7
9/14/80	Jeff Nixon	v NYJ	50	W, 20-10
12/2/79	Steve Freeman (2)	v DEN	50	L, 16-19
9/9/79	Isiah Robertson	v CIN	23	W, 51-24
9/10/78	Charles Romes	v NYJ	85	L, 20-21
11/6/77	Doug Jones	@ NE	24	W, 24-14
10/3/76	Tony Greene (2)	v KC	101	W, 50-17
10/26/75	Steve Freeman	v MIA	30	L, 30-35
9/21/75	Pat Toomay	v NYJ	44	W, 42-14
11/3/74	Dave Washington	@ NE	72	W, 29-28
10/13/74	Neal Craig	@ BAL	55	W, 27-14
11/25/73	Dwight Harrison	@ BAL	31	W, 24-17
12/17/72	Alvin Wyatt	@ WAS	49	W, 24-17



ALL-TIME RETURN TDS

ALL-TIME INTERCEPTION RETURN TDS (CONTINUED)

TOTAL INT TDS: 89 / RECORD WITH A INT TD: 59-21-4

Date	Player	Opponent	Yards	Result/Score
11/5/72	Tony Greene	v MIA	39	L, 16-30
10/22/72	Ken Lee	@ MIA	16	L, 23-24
11/15/70	George "Butch" Byrd (5)	@ BAL	26	T, 17-17
11/1/70	Edgar Chandler	@ BOS	59	W, 45-10
9/28/69	George "Butch" Byrd (4)	v DEN	12	W, 41-28
11/24/68	Booker Edgerson (2)	@ DEN	35	L, 32-34
9/29/68	Tom Janik (5)	v NYJ	100	W, 37-35
9/29/68	George "Butch" Byrd (3)	v NYJ	53	W, 37-35
9/29/68	Booker Edgerson	v NYJ	45	W, 37-35
12/9/67	Tom Janik (4)	@ BOS	38	W, 44-16
12/9/67	Marty Schottenheimer	@ BOS	45	W, 44-16
11/5/67	Tom Janik (3)	v MIA	19	W, 35-13
12/18/66	Tom Janik (2)	v DEN	25	W, 38-21
11/20/66	Tom Janik	@ HOU	37	W, 42-20
9/25/66	Hagood Clarke	v HOU	66	W, 27-20
9/18/66	George "Butch" Byrd (2)	v MIA	60	W, 38-24
9/11/65	Charley Warner	v BOS	22	W, 24-7
9/26/64	George "Butch" Byrd	v SD	75	W, 30-3
9/13/64	Tom Sestak (2)	v KC	15	W, 34-17
9/22/63	Mike Stratton	v KC	26	T, 27-27
11/3/62	Leroy Moore	v BOS	3	T, 28-28
10/28/62	Tom Sestak	@ DEN	6	W, 45-38
10/7/62	Carl Charon	@ HOU	40	L, 14-17
11/19/61	Stew Barber	@ DEN	21	W, 23-10
12/11/60	Joe Hergert	@ HOU	29	L, 23-31
12/4/60	Jim Wagstaff	v BOS	40	W, 38-14
11/27/60	Mack Yoho	@ DEN	15	T, 38-38
11/20/60	Archie Matsos	@ LAC	20	W, 32-3

ALL-TIME BLOCKED PUNT TDS

TOTAL BLOCKED PUNT TDS: 89 / RECORD WITH A BLOCKED PUNT TD: 7-2

Date	Player	Opponent	Yards	Result/Score
11/24/2014	Manny Lawson	v NYJ	EZ	W, 38-3
12/19/2004	Jason Peters	@ CIN	EZ	W, 33-17
11/10/1996	Gabe Northern	@ PHI	18	W, 24-17
10/7/1990	James Williams	v LA RAI	38	W, 38-24
9/25/1988	Robb Riddick	v PIT	5	W, 36-28
12/8/1984	Stan David	@ NYJ	36	L, 17-21
10/5/1980	Lucius Sanford (2)	@ SD	EZ	W, 26-24
9/9/1979	Lucius Sanford	v CIN	3	W, 51-24
9/30/1962	Carl Charon	@ DLT	3	L, 21-41

ALL-TIME BLOCKED FIELD GOAL TDS

TOTAL BLOCKED FG TDS: 4 / RECORD WITH A BLOCKED FG TD: 3-1

Date	Player	Opponent	Yards	Result/Score
9/30/1990	Cornelius Bennett	v DEN	80	W, 29-28
9/24/1989	Mark Kelso	@ HOU	76	W, 47-41
9/2/1979	Charles Romes	v MIA	76	L, 7-9
11/13/1966	Jim Dunaway	v NYJ	72	W, 14-3



ALL-TIME RETURN TDS

ALL-TIME FUMBLE RETURN TDS

TOTAL FUMBLE RETURN TDS: 54 / RECORD WITH A INT TD: 31-23

Date	Player	Opponent	Yards	Result/Score
11/11/18	Jason Croom	@ NYJ	EZ	W, 41-10
10/29/17	Matt Milano	v OAK	40	W, 34-14
10/1/17	Tre'Davious White	@ ATL	52	W, 23-17
9/25/16	Aaron Williams	v ARI	53	W, 33-18
9/15/16	Nickell Robey-Coleman	v NYJ	36	L, 31-37
11/12/15	Duke Williams	@ NYJ	19	W, 22-17
11/30/14	Jerry Hughes	v CLE	18	W, 26-10
9/8/13	Da'Norris Searcy	v NE	74	L, 21-23
12/24/11	Spencer Johnson	v DEN	17	W, 40-14
12/11/11	Bryan Scott	@ SD	EZ	L, 10-37
11/21/10	Drayton Florence	@ CIN	27	W, 49-31
12/9/07	George Wilson	v MIA	20	W, 38-17
11/12/06	Terrence McGee	@ IND	68	L, 16-17
9/10/06	London Fletcher	@ NE	5	L, 17-19
12/14/03	Pat Williams	@ TEN	28	L, 26-28
9/15/02	Ron Edwards	@ MIN	EZ	W, 45-39
11/12/00	Daryl Porter	v CHI	23	W, 20-3
10/15/00	Jerry Ostroski	v SDC	EZ	W, 27-24
10/4/99	Gabe Northerm	@ MIA	59	W, 23-18
12/13/98	Phil Hansen	v OAK	13	W, 44-21
11/17/96	David White	v CIN	12	W, 31-17
9/17/95	Carwell Gardner	v IND	EZ	W, 20-14
9/11/94	Mike Lodish (2)	@ NE	EZ	W, 38-35
12/19/93	Nate Odomes (2)	@ MIA	25	W, 47-34
9/27/92	Mike Lodish	@ NE	18	W, 41-7
11/18/91	Cornelius Bennett	@ MIA	6	W, 47-21
10/7/90	Nate Odomes	v LA RAI	49	W, 38-24
10/30/88	Leon Seals	v GB	7	W, 28-0
12/20/87	Sean McNanie	v NEP	14	L, 7-13
12/13/87	Bruce Smith	@ IND	EZ	W, 27-3
11/15/87	Mark Kelso	@ CLE	56	L, 21-27
10/19/86	Rodney Bellinger	v IND	15	W, 24-13
9/14/86	Pete Metzelaars	@ CIN	EZ	L, 33-36
12/15/85	Don Wilson	@ PIT	61	L, 24-30
11/4/84	Chris Keating	v CLE	34	L, 10-13
10/14/84	Lucius Sanford	@ SEA	46	L, 28-31
9/25/83	Dave Kilson (R)	v HOU	87	W, 30-13
11/21/82	oe Ferguson	v MIA	1	L, 7-9
9/23/79	Fred Smerlas (R)	v NYJ	13	W, 46-31
9/25/77	Bo Cornell	@ DEN	22	L, 6-26
11/21/76	John Holland	v SDC	EZ	L, 13-34
9/28/75	Mike Kadish	@ PIT	26	W, 30-21
12/15/74	Ahmad Rashad (2)	@ LAR	EZ	L, 14-19
11/17/74	Dave Washington	@ MIA	42	L, 28-35
9/22/74	Ahmad Rashad	v MIA	EZ	L, 16-24
11/14/71	Robert James	@ NEP	2	L, 33-38
11/30/69	Booker Edgerson	v CIN	10	W, 16-13
12/24/67	Tom Sestak	@ OAK	EZ	L, 21-28
12/18/66	Mike Stratton	v DEN	22	W, 38-21
10/17/65	George Saimes	@ KC	18	W, 23-7
11/15/64	Joe Auer	v BOS	18	L, 28-36
9/28/63	Carl Charon	v HOU	23	L, 20-31
12/10/61	Don McDonald	@ SDC	24	L, 10-28
11/12/61	Ed Muelhaupt	@ DLT	7	W, 30-20
10/15/61	Richie Lucas	v DLT	20	W, 27-24



ALL-TIME RETURN TDS

ALL-TIME KICKOFF RETURN TDS

TOTAL KICKOFF RETURN TDS: 26 / RECORD WITH A KICKOFF RETURN TD: 17-8-1

Date	Player	Opponent	Yards	Result/Score
10/20/19	Micah Hyde	v MIA	45	W, 31-21
9/14/14	C.J. Spiller (2)	v MIA	102	W, 29-10
10/21/12	Brad Smith	v TEN	89	L, 34-35
9/26/10	C.J. Spiller	@ NEP	95	L, 30-38
11/17/08	Leodis McKelvin	v CLE	98	L, 27-29
10/8/07	Terrence McGee (5)	v DAL	103	L, 24-25
12/24/05	Terrence McGee (4)	@ CIN	99	W, 37-27
12/5/04	Terrence McGee (3)	@ MIA	104	W, 42-32
10/31/04	Terrence McGee (2)	v ARI	87	W, 38-14
10/3/04	Terrence McGee	v NEP	98	L, 17-31
9/15/02	Charlie Rogers	@ MIN	90	W, 45-39
12/19/99	Henry Jones	@ ARI	37	W, 31-21
11/24/96	Eric Moulds	v NYJ	97	W, 35-10
12/8/91	Al Edwards	@ RAI	91	W, 30-27
9/24/78	Curtis Brown	v BAL	102	W, 24-17
12/9/73	Wallace Francis (2)	v NEP	90	W, 37-13
10/7/73	Wallace Francis	v PHI	101	W, 27-26
11/1/70	Greg Jones	@ BOS	52	W, 45-10
10/4/70	O.J. Simpson	v NYJ	95	W, 34-31
9/22/68	Max Anderson	@ CIN	100	L, 23-34
10/30/66	Charley Warner (3)	@ NYJ	95	W, 33-23
12/19/65	Charley Warner (2)	@ NYJ	87	L, 12-14
11/7/65	Charley Warner	@ BOS	102	W, 23-7
11/3/62	Elbert Dubenion	v BOS	93	T, 28-28
9/9/62	Art Baker	v HOU	100	L, 23-28
9/17/61	Fred Brown	v NYT	93	W, 41-31

ALL-TIME PUNT RETURN TDS

TOTAL PUNT RETURN TDS: 24 / RECORD WITH A PUNT RETURN TD: 11-13

Date	Player	Opponent	Yards	Result/Score
12/14/14	Marcus Thigpen	v GBY	75	W, 21-13
11/15/12	Leodis McKelvin (3)	v MIA	79	W, 19-14
9/16/12	Leodis McKelvin (2)	v KCY	88	W, 35-17
12/24/11	Leodis McKelvin	v DEN	80	W, 40-14
9/9/07	Roscoe Parrish (2)	v DEN	74	L, 14-15
9/7/07	Roscoe Parrish (3)	v SEA	63	W, 34-10
11/26/06	Roscoe Parrish	v JAX	82	W, 27-24
11/21/04	Nate Clements (2)	v STL	86	W, 37-17
11/14/04	Jonathan Smith	@ NEP	70	L, 6-29
11/4/01	Nate Clements	v IND	66	L, 14-30
9/5/93	Russell Copeland	v NEP	47	W, 38-14
11/2/86	Ron Pitts	@ TAM	49	L, 28-34
10/14/84	Don Wilson	@ SEA	65	L, 28-31
10/15/78	Keith Moody (3)	@ HOU	82	L, 10-17
11/13/77	John Kimbrough	v BAL	73	L, 13-31
10/23/77	Keith Moody (2)	v CLE	91	L, 16-27
10/10/76	Keith Moody	@ NYJ	67	L, 14-17
12/16/73	Bill Cahill	@ NYJ	51	W, 34-14
11/14/71	Ike Hill	@ NEP	68	L, 33-38
10/31/71	Alvin Wyatt	v STL	61	L, 23-28
11/3/68	Hagood Clarke (2)	@ NYJ	82	L, 21-25
9/18/66	George "Butch" Byrd	v MIA	72	W, 58-24
9/11/66	Ed Rutkowski	v KCY	73	L, 20-42
9/26/64	Hagood Clarke	v SDC	53	W, 30-3



BEST PLAYOFF PERFORMANCES

SCORING

MOST TOUCHDOWNS SCORED

- 3 Kenneth Davis 1/20/91 vs. L.A. Raiders
- Andre Reed 1/3/93 vs. Houston
- Thurman Thomas 1/23/94 vs. Kansas City

MOST FIELD GOALS

- 5 Steve Christie 1/17/93 at Miami

LONGEST FIELD GOAL

- 54 Steve Christie 1/30/94 vs. Dallas

RUSHING

MOST RUSHING ATTEMPTS

- 33 Thurman Thomas 1/23/94 vs. Kansas City

MOST RUSHING YARDS

- 186 Thurman Thomas 1/23/94 vs. Kansas City

MOST RUSHING TOUCHDOWNS

- 4 Kenneth Davis 1/20/91 vs. L.A. Raiders
- Thurman Thomas 1/23/94 vs. Kansas City

LONGEST RUN FROM SCRIMMAGE

- 45 Joe Cribbs 12/27/81 at N.Y. Jets

PASSING

MOST PASS ATTEMPTS

- 58 Jim Kelly 1/26/92 vs. Washington

MOST PASSES COMPLETED

- 31 Jim Kelly 1/30/94 vs. Dallas

MOST PASSING YARDS

- 405 Jim Kelly 1/6/90 at Cleveland

MOST TOUCHDOWN PASSES

- 4 Jim Kelly 1/6/90 at Cleveland
- Frank Reich 1/3/93 vs. Houston

LONGEST PASS COMPLETION

- 93 Daryle Lamonica (to Elbert Dubenion) 12/28/63 vs. Boston

RECEIVING

MOST RECEPTIONS

- 13 Thurman Thomas 1/6/90 at Cleveland

MOST RECEIVING YARDS

- 240 Eric Moulds 1/2/99 at Miami (WC)

MOST TOUCHDOWN RECEPTIONS

- 3 Andre Reed 1/3/93 vs. Houston (WC)

INTERCEPTIONS

MOST INTERCEPTIONS

- 2 Bill Simpson 12/27/81 at N.Y. Jets
- Darryl Talley 1/20/91 vs. L.A. Raiders
- Kirby Jackson 1/5/92 vs. Kansas City

LONGEST INTERCEPTION RETURN

- 49 Rufus Bess 12/27/81 at N.Y. Jets (No TD)

MISCELLANEOUS

MOST PUNTS

- 8 Colton Schmidt 1/7/18 at Jacksonville
- Daryle Lamonica 12/28/63 vs. Boston
- Paul Maguire 1/1/67 vs. Kansas City
- Chris Mohr 1/12/92 vs. Denver
- Chris Mohr 1/8/00 at Tennessee

LONGEST PUNT

- 64 Paul Maguire 12/26/64 vs. San Diego

LONGEST KICKOFF RETURN

- 67 Steve Tasker 1/15/94 vs. L.A. Raiders

LONGEST PUNT RETURN

- 74 George "Butch" Byrd 12/26/65 at San Diego

LONGEST FUMBLE RETURN FOR TD

- 26 Charles Romes 12/27/81 at N.Y. Jets



SINGLE-GAME TEAM PLAYOFF RECORDS

SCORING

MOST POINTS SCORED

51 1/20/91 vs. LA Raiders

MOST POINTS ALLOWED

52 1/31/93 vs. Dallas

MOST POINT, BOTH TEAMS

79 Buffalo 41, Houston 38
(OT) 1/3/93

FEWEST POINTS, BOTH TEAMS

13 Jacksonville 10, Bills 3
1/7/18

MOST DECISIVE VICTORY

48 Buffalo 51, L.A. Raiders 3
1/20/91

MOST DECISIVE LOSS

35 Dallas 52, Buffalo 17
1/31/93

LARGEST COMEBACK

32 Buffalo 41, Houston 38
(OT) 1/3/93

TOUCHDOWNS

MOST SCORED

7 1/20/91 vs. L.A. Raiders

MOST ALLOWED

7 1/31/93 vs. Dallas

MOST SCORED BY RUSHING

4 1/20/91 vs. L.A. Raiders

MOST ALLOWED BY RUSHING

3 12/22/74 at Pittsburgh
1/3/82 at Cincinnati
1/6/96 at Pittsburgh

MOST SCORED BY PASSING

4 1/6/90 at Cleveland
1/3/93 vs. Houston

MOST ALLOWED BY PASSING

4 1/3/93 vs. Houston
1/31/93 vs. Dallas

KICKING

MOST FIELD GOALS MADE

5 1/17/93 at Miami

MOST FIELD GOALS ALLOWED

4 12/28/63 vs. Boston
1/6/96 at Pittsburgh (AD)
12/28/96 vs. Jacksonville

TOTAL YARDS

MOST YARDS GAINED

536 12/30/95 vs. Miami

FEWEST YARDS GAINED

181 1/8/89 at Cincinnati

MOST YARDS ALLOWED

502 12/30/95 vs. Miami

FEWEST YARDS ALLOWED

194 1/8/00 at Tennessee

FIRST DOWNS

MOST, TOTAL

30 1/20/91 vs. L.A. Raiders
1/23/94 vs. Kansas City

MOST ALLOWED, TOTAL

29 12/22/74 at Pittsburgh

FEWEST, TOTAL

9 1/1/67 vs. Kansas City

FEWEST ALLOWED, TOTAL

12 12/26/65 at San Diego

MOST BY RUSHING

18 12/30/95 vs. Miami

MOST ALLOWED BY RUSHING

18 12/22/74 at Pittsburgh

MOST BY PASSING

20 1/6/90 at Cleveland

MOST ALLOWED BY PASSING

20 12/30/95 vs. Miami

MOST BY PENALTY

4 1/7/18 at Jacksonville
1/5/92 vs. Kansas City
1/31/93 vs. Dallas
1/15/94 vs. L.A. Raiders
1/23/94 vs. Kansas City

MOST ALLOWED BY PENALTY

5 1/2/99 at Miami

RUSHING

MOST ATTEMPTS

52 12/30/95 vs. Miami

MOST ATTEMPTS ALLOWED

51 12/22/74 at Pittsburgh

MOST YARDS GAINED

341 12/30/95 vs. Miami

FEWEST YARDS GAINED

7 12/28/63 vs. Boston

MOST YARDS ALLOWED

235 12/22/74 at Pittsburgh

FEWEST YARDS ALLOWED

33 1/17/93 at Miami



SINGLE-GAME TEAM PLAYOFF RECORDS

PASSING

MOST ATTEMPTS

59 1/26/92 vs. Washington

FEWEST ATTEMPTS

20 12/26/64 vs. San Diego
12/26/65 at San Diego

MOST ATTEMPTS ALLOWED

66 12/30/95 vs. Miami

FEWEST ATTEMPTS ALLOWED

20 1/8/89 at Cincinnati
1/15/94 vs. L.A. Raiders

MOST COMPLETIONS

38 at Miami 10/9/83
at Denver 12/7/14

FEWEST COMPLETIONS

9 12/26/65 at San Diego

MOST COMPLETIONS ALLOWED

36 1/3/93 vs. Houston

FEWEST COMPLETIONS ALLOWED

11 1/8/89 at Cincinnati

MOST YARDS GAINED

404 1/6/90 at Cleveland

FEWEST YARDS GAINED

97 1/8/00 at Tennessee

MOST YARDS ALLOWED

432 12/30/95 vs. Miami

FEWEST YARDS ALLOWED

55 1/8/00 at Tennessee

PENALTIES

MOST PENALTIES

10 1/8/00 at Tennessee

FEWEST PENALTIES

1 1/30/94 vs. Dallas

MOST PENALTIES BY OPPONENT

10 1/5/92 vs. Kansas City

FEWEST PENALTIES BY OPPONENT

2 12/22/74 at Pittsburgh
1/20/91 vs. L.A. Raiders
1/9/93 at Pittsburgh
1/8/00 at Tennessee

MOST YARDS PENALIZED

100 12/28/63 vs. Boston

FEWEST YARDS PENALIZED

0 1/23/94 vs. Kansas City
1/30/94 vs. Dallas

MOST YARDS PENALIZED, OPPONENT

82 1/26/92 vs. Washington

FEWEST YARDS PENALIZED, OPPONENT

10 12/22/74 at Pittsburgh

FUMBLES

MOST LOST

5 1/31/93 vs. Dallas

MOST RECOVERED

3 1/17/93 at Miami

INTERCEPTIONS

MOST THROWN

4 12/28/63 vs. Boston
12/27/81 at N.Y. Jets
1/26/92 vs. Washington
1/31/93 vs. Dallas

MOST INTERCEPTED

6 1/20/91 vs. L.A. Raiders

TOTAL TURNOVERS

MOST COMMITTED

9 1/31/93 vs. Dallas
(5 fumbles, 4 interceptions)

MOST FORCED BY DEFENSE

7 1/20/91 vs. L.A. Raiders
(1 fumble, 6 interceptions)

SACKS

MOST SACKS MADE

9 1/1/67 vs. Kansas City

MOST SACKS ALLOWED

6 1/8/00 at Tennessee

RETURNS

MOST PUNT RETURNS

5 1/7/18 at Jacksonville
1/1/67 vs. Kansas City
1/23/94 vs. Kansas City
12/28/96 vs. Jacksonville

MOST PUNT RETURN YARDS

87 12/26/65 at San Diego

MOST KICK RETURNS

8 1/6/96 at Pittsburgh

MOST KICK RETURN YARDS

172 12/28/96 vs. Jacksonville



ALL-TIME SERIES

BILLS-49ERS (6-6)

REGULAR SEASON: 6-6

PLAYOFFS (BOLDED): 0-0

HOME: 3-3

ROAD: 3-3

Date	Result	Site	Score	Date	Result	Site	Score	Date	Result	Site	Score
09/24/1972	W	BUF	27-20	12/03/1995	L	SF	17-27	10/07/2012	L	SF	3-45
12/21/1980	W	SF	18-13	10/04/1998	W	BUF	26-21	10/16/2016	W	BUF	45-16
12/11/1983	L	BUF	10-23	12/02/2001	L	SF	0-35				
12/17/1989	L	SF	10-21	12/26/2004	W	SF	41-7				
09/13/1992	W	SF	34-31	11/30/2008	L	BUF	3-10				

BILLS-BEARS (5-8)

REGULAR SEASON: 5-8

PLAYOFFS (BOLDED): 0-0

HOME: 4-3

ROAD: 1-5

Date	Result	Site	Score	Date	Result	Site	Score	Date	Result	Site	Score
11/22/1970	L	CHI	13-31	10/2/1994	L	CHI	13-20	11/7/2010	L	TORONTO	19-22
10/27/1974	W	BUF	16-6	12/7/1997	L	CHI	3-20	9/7/2014	W	CHI	23-20
10/7/1979	L	BUF	0-7	11/12/2000	W	BUF	20-3	11/4/2018	L	BUF	9-41
10/2/1988	L	CHI	3-24	9/29/2002	W	BUF	33-27				
9/29/1991	W	BUF	35-20	10/8/2006	L	CHI	7-40				

BILLS-BENGALS (17-15)

REGULAR SEASON: 17-13

PLAYOFFS (BOLDED): 0-2

HOME: 10-5

ROAD: 7-10

Date	Result	Site	Score	Date	Result	Site	Score	Date	Result	Site	Score
9/22/1968	L	CIN	23-34	12/16/1984	L	CIN	21-52	12/19/2004	W	CIN	33-17
12/31/1969	W	BUF	16-13	11/3/1985	L	BUF	17-23	12/24/2005	W	CIN	37-27
11/8/1970	L	BUF	14-43	9/14/1986	L	CIN	33-36	11/4/2007	W	BUF	33-21
11/11/1973	L	BUF	13-16	11/27/1988	L	CIN	21-35	11/21/2010	W	CIN	49-31
11/17/1975	L	CIN	24-33	1/8/1989	L	CIN	10-21	10/2/2011	L	CIN	20-23
10/22/1978	W	BUF	5-0	11/26/1989	W	BUF	24-7	10/13/2013	L	BUF	24-27
9/9/1979	W	BUF	51-24	10/21/1991	W	BUF	35-16	10/18/2015	L	BUF	21-34
11/16/1980	W	CIN	14-0	11/17/1996	W	BUF	31-17	11/20/2016	W	CIN	16-12
9/27/1981	L	CIN	24-27	12/6/1998	W	CIN	33-20	10/8/2017	L	CIN	16-20
1/3/1982	L	CIN	21-28	12/29/2002	W	BUF	27-9	9/22/2019	W	BUF	21-17
9/11/1983	W	CIN	10-6	10/5/2003	W	BUF	22-16				

BILLS-BRONCOS (22-16-1)

REGULAR SEASON: 21-16-1

PLAYOFFS (BOLDED): 1-0

HOME: 15-11

ROAD: 7-5-1

Date	Result	Site	Score	Date	Result	Site	Score	Date	Result	Site	Score
9/18/1960	L	BUF	21-27	10/8/1967	W	DEN	17-16	11/12/1992	W	BUF	10-7
11/27/1960	T	DEN	38-38	11/19/1967	L	BUF	20-21	12/12/1992	W	BUF	27-17
9/10/1961	L	BUF	10-22	11/24/1968	L	DEN	32-34	9/26/1994	W	BUF	27-20
11/19/1961	W	DEN	23-10	12/31/1969	W	BUF	41-28	9/3/1995	L	DEN	7-22
9/15/1962	L	BUF	20-23	9/20/1970	L	BUF	10-25	10/26/1997	L	BUF	20-23
10/28/1962	W	DEN	45-38	10/5/1975	W	BUF	38-14	9/22/2002	L	DEN	23-28
11/3/1963	W	DEN	30-28	9/25/1977	L	DEN	6-26	12/17/2005	L	BUF	17-28
11/9/1963	W	BUF	27-17	12/2/1979	L	BUF	16-19	9/9/2007	L	BUF	14-15
9/20/1964	W	BUF	30-13	10/25/1981	W	BUF	9-7	12/21/2008	W	DEN	30-23
12/13/1964	W	DEN	30-19	10/21/1984	L	BUF	7-37	12/24/2011	W	BUF	40-14
9/19/1965	W	DEN	30-15	11/8/1987	W	BUF	21-14	12/7/2014	L	DEN	17-24
10/24/1965	W	BUF	31-13	9/18/1989	L	BUF	14-28	9/24/2017	W	BUF	26-16
12/18/1966	W	BUF	38-21	9/30/1990	W	BUF	29-28	11/24/2019	W	BUF	20-3



ALL-TIME SERIES

BILLS-BROWNS (9-13)

REGULAR SEASON: 9-12

PLAYOFFS (BOLDED): 0-1

HOME: 5-5

ROAD: 4-8

Date	Result	Site	Score	Date	Result	Site	Score	Date	Result	Site	Score
11/26/1972	L	CLE	10-27	11/15/1987	L	CLE	21-27	12/12/2010	W	BUF	13-6
11/24/1974	W	CLE	15-10	1/6/1990	L	CLE	30-34	9/23/2012	W	CLE	24-14
10/23/1977	L	BUF	16-27	11/4/1990	W	CLE	42-0	10/3/2013	L	CLE	24-37
10/29/1978	L	CLE	20-41	10/2/1995	W	CLE	22-19	11/30/2014	W	BUF	26-10
11/1/1981	W	BUF	22-13	12/12/2004	W	BUF	37-7	12/18/2016	W	BUF	33-13
11/4/1984	L	BUF	10-13	12/16/2007	L	CLE	0-8	11/10/2019	L	CLE	16-19
11/17/1985	L	CLE	7-17	11/17/2008	L	BUF	27-29				
12/7/1986	L	BUF	17-21	10/11/2009	L	BUF	3-6				

BILLS-BUCCANEERS (7-4)

REGULAR SEASON: 7-4

PLAYOFFS (BOLDED): 0-0

HOME: 2-0

ROAD: 5-4

Date	Result	Site	Score	Date	Result	Site	Score	Date	Result	Site	Score
09/26/1976	W	TB	14-9	12/04/1988	L	TB	5-10	09/20/2009	W	BUF	33-20
11/19/1978	L	TB	10-31	09/22/1991	W	TB	17-10	12/08/2013	L	TB	6-27
12/19/1982	L	TB	23-24	11/26/2000	L	TB	17-31	10/22/2017	W	BUF	30-27
11/02/1986	L	TB	28-34	09/18/2005	L	TB	3-19				

BILLS-CARDINALS (7-4)

REGULAR SEASON: 7-4

PLAYOFFS (BOLDED): 0-0

HOME: 4-1

ROAD: 3-3

Date	Result	Site	Score	Date	Result	Site	Score	Date	Result	Site	Score
10/31/1971	L	BUF	23-28	09/21/1986	W	BUF	17-10	10/05/2008	L	ARZ	17-41
11/27/1975	W	ARZ	32-14	11/11/1990	W	BUF	45-14	10/14/2012	W	ARZ	19-16
11/15/1981	L	ARZ	0-24	12/19/1999	W	ARZ	31-21	09/25/2016	W	BUF	33-18
09/09/1984	L	ARZ	7-37	10/31/2004	W	BUF	38-14				

BILLS-CHARGERS (12-25-2)

REGULAR SEASON: 10-24-2

PLAYOFFS (BOLDED): 2-1

HOME: 6-11-1

ROAD: 6-14-1

Date	Result	Site	Score	Date	Result	Site	Score	Date	Result	Site	Score
10/02/1960	L	BUF	10-24	12/26/1965	W	SD	23-0	09/08/1985	L	BUF	9-14
11/20/1960	W	LA	32-3	09/04/1966	L	SD	7-27	12/01/1985	L	SD	7-40
09/30/1961	L	BUF	11-19	10/16/1966	T	BUF	17-17	09/06/1998	L	SD	14-16
12/10/1961	L	SD	10-28	10/01/1967	L	BUF	17-37	10/15/2000	W	BUF	27-24
10/13/1962	W	BUF	35-10	11/17/1968	L	BUF	6-21	10/28/2001	L	SD	24-27
11/11/1962	W	SD	40-20	12/31/1969	L	SD	6-45	12/15/2002	W	BUF	20-13
09/08/1963	L	SD	10-14	10/23/1971	L	SD	3-20	11/20/2005	L	SD	10-48
11/17/1963	L	BUF	13-23	09/23/1973	L	SD	7-34	12/03/2006	L	BUF	21-24
09/26/1964	W	BUF	30-3	11/21/1976	L	BUF	13-34	10/19/2008	W	BUF	23-14
11/26/1964	W	SD	27-24	09/16/1979	L	SD	19-27	12/11/2011	L	SD	10-37
12/26/1964	W	BUF	20-7	10/05/1980	W	SD	26-24	09/21/2014	L	BUF	10-22
10/10/1965	L	BUF	3-34	01/03/1981	L	SD	14-20	11/19/2017	L	LA	24-54
11/25/1965	T	SD	20-20	12/06/1981	W	SD	28-27	09/16/2018	L	BUF	20-31



ALL-TIME SERIES

BILLS-CHIEFS (26-21-1)

REGULAR SEASON: 24-20-1

PLAYOFFS (BOLDED): 2-1

HOME: 14-8-1

ROAD: 12-13

Date	Result	Site	Score	Date	Result	Site	Score	Date	Result	Site	Score
11/06/1960	L	BUF	28-45	10/05/1968	L	BUF	7-18	10/30/1994	W	BUF	44-10
12/18/1960	L	DAL	7-24	12/31/1969	L	KC	19-22	12/22/1996	W	BUF	20-9
10/15/1961	W	BUF	27-24	12/31/1969	L	BUF	7-29	09/14/1997	L	KC	16-22
11/12/1961	W	DAL	30-20	12/19/1971	L	KC	9-22	11/19/2000	W	KC	21-17
09/30/1962	L	DAL	21-41	10/29/1973	W	BUF	23-14	11/17/2002	L	KC	16-17
12/02/1962	W	BUF	23-14	10/03/1976	W	BUF	50-17	10/26/2003	L	KC	5-38
09/22/1963	T	BUF	27-27	10/01/1978	W	BUF	28-13	11/13/2005	W	BUF	14-3
10/13/1963	W	KC	35-26	12/03/1978	L	KC	10-14	11/23/2008	W	KC	54-31
09/13/1964	W	BUF	34-17	09/12/1982	W	BUF	14-9	12/13/2009	W	KC	16-10
10/18/1964	W	KC	35-22	12/04/1983	W	KC	14-9	10/31/2010	L	KC	10-13
10/17/1965	W	KC	23-7	09/28/1986	L	BUF	17-20	09/11/2011	W	KC	41-7
12/12/1965	W	BUF	34-25	11/30/1986	W	KC	17-14	09/16/2012	W	BUF	35-17
09/11/1966	L	BUF	20-42	10/07/1991	L	KC	6-33	11/03/2013	L	BUF	13-23
10/02/1966	W	KC	29-14	01/05/1992	W	BUF	37-14	11/09/2014	L	BUF	13-17
01/01/1967	L	BUF	7-31	11/28/1993	L	KC	7-23	11/29/2015	L	KC	22-30
12/03/1967	L	KC	13-23	01/23/1994	W	BUF	30-13	11/26/2017	W	KC	16-10

BILLS-COLTS (37-32-1)

REGULAR SEASON: 37-32-1

PLAYOFFS (BOLDED): 0-0

HOME: 23-13

ROAD: 14-19-1

Date	Result	Site	Score	Date	Result	Site	Score	Date	Result	Site	Score
11/15/1970	T	BAL	17-17	09/18/1983	W	BUF	28-23	09/17/1995	W	BUF	20-14
12/13/1970	L	BUF	14-20	10/16/1983	W	BAL	30-7	11/05/1995	W	IND	16-10
10/10/1971	L	BUF	0-43	09/30/1984	L	IND	17-31	10/06/1996	W	BUF	16-13
12/05/1971	L	BAL	0-24	12/02/1984	W	BUF	21-15	12/01/1996	L	IND	10-13
10/01/1972	L	BUF	0-17	10/06/1985	L	IND	17-49	09/21/1997	W	BUF	37-35
12/03/1972	L	BAL	7-35	10/20/1985	W	BUF	21-9	10/20/1997	W	IND	9-6
10/14/1973	W	BUF	31-13	10/19/1986	W	BUF	24-13	10/11/1998	W	IND	31-24
11/25/1973	W	BAL	24-17	12/14/1986	L	IND	14-24	11/22/1998	W	BUF	34-11
10/13/1974	W	BAL	27-14	10/04/1987	L	BUF	6-47	09/12/1999	L	IND	14-31
12/01/1974	W	BUF	6-0	12/13/1987	W	IND	27-3	01/02/2000	W	BUF	31-6
10/12/1975	W	BAL	38-31	10/09/1988	W	BUF	34-23	10/01/2000	L	BUF	16-18
11/09/1975	L	BUF	35-42	12/18/1988	L	IND	14-17	12/11/2000	L	IND	20-44
10/17/1976	L	BUF	13-31	10/08/1989	L	IND	14-37	09/23/2001	L	IND	26-42
12/12/1976	L	BAL	20-58	11/12/1989	W	BUF	30-7	11/04/2001	L	BUF	14-30
10/02/1977	L	BAL	14-17	09/09/1990	W	BUF	26-10	11/23/2003	L	BUF	14-17
11/13/1977	L	BUF	13-31	12/09/1990	W	IND	31-7	11/12/2006	L	IND	16-17
09/24/1978	W	BUF	24-17	10/13/1991	W	BUF	42-6	01/03/2010	W	BUF	30-7
12/17/1978	W	BAL	21-14	12/15/1991	W	IND	35-7	11/25/2012	L	IND	13-20
09/30/1979	W	BAL	31-13	09/20/1992	W	BUF	38-0	09/13/2015	W	BUF	27-14
10/21/1979	L	BUF	13-14	11/29/1992	L	IND	13-16	12/10/2017	W	BUF	13-7
10/12/1980	L	BUF	12-17	11/21/1993	W	BUF	23-9	10/21/2018	L	IND	5-37
11/30/1980	L	BAL	24-28	01/02/1994	W	IND	30-10				
09/13/1981	W	BAL	35-3	10/16/1994	L	BUF	17-27				
11/28/1982	W	BUF	20-0	12/24/1994	L	IND	9-10				

BILLS-COWBOYS (5-8)

REGULAR SEASON: 5-6

PLAYOFFS (BOLDED): 0-2

HOME: 3-2

ROAD: 2-4

Date	Result	Site	Score	Date	Result	Site	Score	Date	Result	Site	Score
09/19/1971	L	BUF	37-49	09/12/1993	W	DAL	13-10	11/13/2011	L	DAL	7-44
11/15/1976	L	DAL	10-17	01/30/1994	L	ATL	13-30	12/27/2015	W	BUF	16-6
11/09/1981	L	DAL	14-27	09/22/1996	W	BUF	10-7	11/28/2019	W	DAL	25-16
11/18/1984	W	BUF	14-3	11/09/2003	L	DAL	6-10				
01/31/1993	L	LA	17-52	10/08/2007	L	BUF	24-25				



ALL-TIME SERIES

BILLS-DOLPHINS (50-61-1)

REGULAR SEASON: 47-60-1

PLAYOFFS (BOLDED): 3-1

HOME: 30-26

ROAD: 20-35-1

Date	Result	Site	Score	Date	Result	Site	Score	Date	Result	Site	Score
9/18/1966	W	BUF	58-24	11/24/1985	L	BUF	14-23	10/20/2002	W	MIA	23-10
11/6/1966	W	MIA	29-0	12/22/1985	L	MIA	0-28	12/1/2002	W	BUF	38-21
11/5/1967	W	BUF	35-13	10/12/1986	L	MIA	14-27	9/21/2003	L	MIA	7-17
11/26/1967	L	MIA	14-17	11/16/1986	L	BUF	24-34	12/21/2003	L	BUF	3-20
10/12/1968	T	MIA	14-14	10/25/1987	W	MIA	34-31	10/17/2004	W	BUF	20-13
11/10/1968	L	BUF	17-21	11/29/1987	W	BUF	27-0	12/5/2004	W	MIA	42-32
12/31/1969	L	MIA	6-24	9/11/1988	W	BUF	9-6	10/9/2005	W	BUF	20-14
12/31/1969	W	BUF	28-3	11/14/1988	W	MIA	31-6	12/4/2005	L	MIA	23-24
10/18/1970	L	BUF	14-33	9/10/1989	W	MIA	27-24	9/17/2006	W	MIA	16-6
12/20/1970	L	MIA	7-45	10/29/1989	W	BUF	31-17	12/17/2006	W	BUF	21-0
9/26/1971	L	BUF	14-29	9/16/1990	L	MIA	7-30	11/11/2007	W	MIA	13-10
11/7/1971	L	MIA	0-34	12/23/1990	W	BUF	24-14	12/9/2007	W	BUF	38-17
10/22/1972	L	MIA	23-24	1/12/1991	W	BUF	44-34	10/26/2008	L	MIA	16-25
11/5/1972	L	BUF	16-30	9/1/1991	W	BUF	35-31	12/7/2008	L	TORONTO	3-16
10/21/1973	L	MIA	6-27	11/18/1991	W	MIA	41-27	10/4/2009	L	MIA	10-38
11/18/1973	L	BUF	0-17	10/4/1992	L	BUF	10-37	11/29/2009	W	BUF	31-14
9/22/1974	L	BUF	16-24	11/16/1992	W	MIA	26-20	9/12/2010	L	BUF	10-15
11/17/1974	L	MIA	28-35	1/17/1993	W	MIA	29-10	12/19/2010	W	MIA	17-14
10/26/1975	L	BUF	30-35	9/26/1993	L	BUF	13-22	11/20/2011	L	MIA	8-35
12/7/1975	L	MIA	21-31	12/19/1993	W	MIA	47-34	12/18/2011	L	BUF	23-30
9/13/1976	L	BUF	21-30	10/9/1994	W	BUF	21-11	11/15/2012	W	BUF	19-14
12/5/1976	L	MIA	27-45	12/4/1994	W	MIA	42-31	12/23/2012	L	MIA	10-24
9/18/1977	L	BUF	0-13	12/30/1995	W	BUF	37-22	10/20/2013	W	MIA	23-21
12/17/1977	L	MIA	14-31	10/29/1995	L	MIA	6-23	12/22/2013	W	BUF	19-0
9/17/1978	L	MIA	24-31	12/17/1995	W	BUF	23-20	9/14/2014	W	BUF	29-10
11/12/1978	L	BUF	24-25	10/13/1996	L	BUF	7-21	11/13/2014	L	MIA	9-22
9/2/1979	L	BUF	7-9	12/16/1996	L	MIA	14-16	9/27/2015	W	MIA	41-14
10/14/1979	L	MIA	7-17	11/2/1997	W	BUF	9-6	11/8/2015	W	BUF	33-17
9/7/1980	W	BUF	17-7	11/17/1997	L	MIA	13-30	10/23/2016	L	MIA	25-28
10/19/1980	L	MIA	14-17	9/13/1998	L	MIA	7-13	12/24/2016	L	BUF	31-34
10/12/1981	W	BUF	31-21	11/1/1998	W	BUF	30-24	12/17/2017	W	BUF	24-16
12/19/1981	L	MIA	6-16	1/2/1999	L	MIA	17-24	12/31/2017	W	MIA	22-16
11/21/1982	L	BUF	7-9	10/4/1999	W	MIA	23-18	12/2/2018	L	MIA	17-21
12/27/1982	L	MIA	10-27	11/14/1999	W	BUF	23-3	12/30/2018	W	BUF	42-17
9/4/1983	L	BUF	0-12	10/8/2000	L	MIA	13-22	10/20/2019	W	BUF	31-21
10/9/1983	W	MIA	38-35	12/3/2000	L	BUF	6-33	11/17/2019	W	MIA	37-20
9/17/1984	L	BUF	17-21	11/25/2001	L	BUF	27-34				
10/28/1984	L	MIA	17-21	1/6/2002	L	MIA	7-34				

BILLS-EAGLES (6-8)

REGULAR SEASON: 6-8

PLAYOFFS (BOLDED): 0-0

HOME: 4-4

ROAD: 2-4

Date	Result	Site	Score	Date	Result	Site	Score	Date	Result	Site	Score
10/07/1973	W	BUF	27-26	12/02/1990	W	BUF	30-23	12/30/2007	L	PHI	9-17
09/17/1981	L	BUF	14-20	12/12/1993	W	PHI	10-7	10/09/2011	W	BUF	31-24
10/07/1984	L	BUF	17-27	11/10/1996	W	PHI	24-17	12/13/2015	L	PHI	20-23
10/27/1985	L	PHI	17-21	09/26/1999	W	BUF	26-0	10/27/2019	L	BUF	13-31
12/27/1987	L	PHI	7-17	09/28/2003	L	BUF	13-23				



ALL-TIME SERIES

BILLS-FALCONS (5-7)

REGULAR SEASON: 5-7

PLAYOFFS (BOLDED): 0-0

HOME: 3-3

ROAD: 2-4

Date	Result	Site	Score	Date	Result	Site	Score	Date	Result	Site	Score
12/02/1973	W	ATL	17-6	11/05/1989	L	ATL	28-30	09/25/2005	L	BUF	16-24
10/16/1977	W	BUF	3-0	11/22/1992	W	BUF	41-14	12/27/2009	L	ATL	3-31
11/02/1980	L	BUF	14-30	11/12/1995	W	BUF	23-17	12/01/2013	L	TORONTO	31-34
12/18/1983	L	ATL	14-31	12/23/2001	L	ATL	30-33	10/01/2017	W	ATL	23-17

BILLS-GIANTS (7-7)

REGULAR SEASON: 7-7

PLAYOFFS (BOLDED): 0-1

HOME: 3-4

ROAD: 4-2

Date	Result	Site	Score	Date	Result	Site	Score	Date	Result	Site	Score
12/06/1970	L	NY	6-20	01/27/1991	L	TB	19-20	12/23/2007	L	BUF	21-38
10/20/1975	L	BUF	14-17	10/03/1993	W	BUF	17-14	10/16/2011	L	NY	24-27
11/26/1978	W	BUF	41-17	09/01/1996	W	NY	23-20	10/04/2015	L	BUF	10-24
10/18/1987	W	BUF	6-3	12/12/1999	L	BUF	17-19	09/15/2019	W	NY	28-14
12/15/1990	W	NY	17-13	11/30/2003	W	NY	24-7				

BILLS-JAGUARS (9-8)

REGULAR SEASON: 9-6

PLAYOFFS (BOLDED): 0-2

HOME: 5-4

ROAD: 4-4

Date	Result	Site	Score	Date	Result	Site	Score	Date	Result	Site	Score
12/28/1996	L	BUF	27-30	11/26/2006	W	BUF	27-24	12/15/2013	W	JAX	27-20
12/14/1997	L	BUF	14-20	11/25/2007	L	JAX	14-36	10/25/2015	L	LONDON	31-34
10/18/1998	W	BUF	17-16	09/14/2008	W	JAX	20-16	11/27/2016	W	BUF	28-21
10/18/2001	W	JAX	13-10	11/22/2009	L	JAX	15-18	01/07/2018	L	JAX	3-10
09/14/2003	W	JAX	38-17	10/10/2010	L	BUF	26-36	11/25/2018	W	BUF	24-21
09/12/2004	L	BUF	10-13	12/02/2012	W	BUF	34-18				



ALL-TIME SERIES

BILLS-JETS (63-56)

REGULAR SEASON: 62-56

PLAYOFFS (BOLDED): 1-0

HOME: 33-26

ROAD: 30-30

Date	Result	Site	Score	Date	Result	Site	Score	Date	Result	Site	Score
09/11/1960	L	NY	3-27	09/14/1980	W	BUF	20-10	10/29/2000	W	BUF	23-20
10/16/1960	L	BUF	13-17	11/09/1980	W	NY	31-24	10/07/2001	L	BUF	36-42
09/17/1961	W	BUF	41-31	09/06/1981	W	BUF	31-0	12/30/2001	W	NY	14-9
11/23/1961	L	NY	14-21	10/18/1981	L	NY	14-33	09/08/2002	L	BUF	31-37
09/22/1962	L	BUF	6-17	12/27/1981	W	NY	31-27	11/24/2002	L	NY	13-31
12/08/1962	W	NY	20-3	10/03/1983	L	BUF	10-34	10/12/2003	L	NY	3-30
12/08/1963	W	BUF	45-14	11/13/1983	W	NY	24-17	12/07/2003	W	BUF	17-6
12/14/1963	W	NY	19-10	09/23/1984	L	BUF	26-28	10/10/2004	L	NY	14-16
10/24/1964	W	BUF	34-24	12/08/1984	L	NY	17-21	11/07/2004	W	BUF	22-17
11/08/1964	W	NY	20-7	09/15/1985	L	NY	3-42	10/16/2005	W	BUF	27-17
09/26/1965	W	BUF	33-21	12/08/1985	L	BUF	7-27	01/01/2006	L	NY	26-30
12/19/1965	L	NY	12-14	09/07/1986	L	BUF	24-28	09/24/2006	L	BUF	20-28
10/30/1966	W	NY	33-23	10/05/1986	L	NY	13-14	12/10/2006	W	NY	31-13
11/13/1966	W	BUF	14-3	09/13/1987	L	BUF	28-31	09/30/2007	W	BUF	17-14
09/10/1967	W	BUF	20-17	11/22/1987	W	NY	17-14	10/28/2007	W	NY	13-3
11/12/1967	L	NY	10-20	10/17/1988	W	NY	37-14	11/02/2008	L	BUF	17-26
09/29/1968	W	BUF	37-35	11/20/1988	W	BUF	9-6	12/14/2008	L	NY	27-31
11/03/1968	L	NY	21-25	10/22/1989	W	BUF	34-3	10/18/2009	W	NY	16-13
12/31/1969	L	BUF	19-33	12/23/1989	W	NY	37-0	12/03/2009	L	TORONTO	13-19
12/31/1969	L	NY	6-16	09/24/1990	W	NY	30-7	10/03/2010	L	BUF	14-38
10/04/1970	W	BUF	34-31	10/21/1990	W	BUF	30-27	01/02/2011	L	NY	7-38
10/25/1970	W	NY	10-6	09/15/1991	W	NY	23-20	11/06/2011	L	BUF	11-27
10/17/1971	L	NY	17-28	12/01/1991	W	BUF	24-13	11/27/2011	L	NY	24-28
11/21/1971	L	BUF	7-20	10/26/1992	W	NY	24-20	09/09/2012	L	NY	28-48
09/17/1972	L	BUF	24-41	12/06/1992	L	BUF	17-24	12/30/2012	W	BUF	28-9
11/12/1972	L	NY	3-41	10/24/1993	W	NY	19-10	09/22/2013	L	NY	20-27
09/30/1973	W	BUF	9-7	12/26/1993	W	BUF	16-14	11/17/2013	W	BUF	37-14
12/16/1973	W	NY	34-14	09/04/1994	L	BUF	3-23	10/26/2014	W	NY	43-23
09/29/1974	W	BUF	16-12	11/06/1994	L	NY	17-22	11/24/2014	W	DETROIT	38-3
12/08/1974	L	NY	10-20	10/08/1995	W	BUF	29-10	11/12/2015	W	NY	22-17
09/21/1975	W	BUF	42-14	11/19/1995	W	NY	28-26	01/03/2016	W	BUF	22-17
11/02/1975	W	NY	24-23	10/20/1996	W	NY	25-22	09/15/2016	L	BUF	31-37
10/10/1976	L	NY	14-17	11/24/1996	W	BUF	35-10	01/01/2017	L	NY	10-30
10/31/1976	L	BUF	14-19	09/07/1997	W	NY	28-22	09/10/2017	W	BUF	21-12
10/09/1977	L	BUF	19-24	11/30/1997	W	BUF	20-10	11/02/2017	L	NY	21-34
12/11/1977	W	NY	14-10	11/08/1998	L	NY	12-34	11/11/2018	W	NY	41-10
09/10/1978	L	BUF	20-21	12/19/1998	L	BUF	10-17	12/9/2018	L	BUF	23-27
10/08/1978	L	NY	14-45	09/19/1999	W	BUF	17-3	09/08/2019	W	NY	17-16
09/23/1979	W	BUF	46-31	11/21/1999	L	NY	7-17	12/29/2019	L	BUF	6-13
11/11/1979	W	NY	14-12	09/17/2000	L	NY	14-27				

BILLS-LIONS (5-4-1)

REGULAR SEASON: 5-4-1

PLAYOFFS (BOLDED): 0-0

HOME: 3-1-1

ROAD: 2-3

Date	Result	Site	Score	Date	Result	Site	Score	Date	Result	Site	Score
12/10/1972	T	BUF	21-21	11/24/1994	L	DET	21-35	11/14/2010	W	BUF	14-12
11/25/1976	L	DET	14-27	10/05/1997	W	BUF	22-13	10/05/2014	W	DET	17-14
10/28/1979	W	DET	20-17	10/27/2002	W	BUF	24-17				
12/22/1991	L	BUF	14-17	10/15/2006	L	DET	17-20				



ALL-TIME SERIES

BILLS-PACKERS (8-5)

REGULAR SEASON: 8-5

PLAYOFFS (BOLDED): 0-0

HOME: 6-0

ROAD: 2-5

Date	Result	Site	Score	Date	Result	Site	Score	Date	Result	Site	Score
10/06/1974	W	GB	27-7	11/20/1994	W	BUF	29-20	09/19/2010	L	GB	7-34
11/18/1979	W	BUF	19-12	12/20/1997	L	GB	21-31	12/14/2014	W	BUF	21-13
12/05/1982	L	MIL	21-33	09/10/2000	W	BUF	27-18	09/30/2018	L	GB	0-22
10/30/1988	W	BUF	28-0	12/22/2002	L	GB	0-10				
11/10/1991	W	MIL	34-24	11/05/2006	W	BUF	24-10				

BILLS-PANTHERS (5-2)

REGULAR SEASON: 5-2

PLAYOFFS (BOLDED): 0-0

HOME: 3-1

ROAD: 2-1

Date	Result	Site	Score	Date	Result	Site	Score	Date	Result	Site	Score
09/10/1995	W	BUF	31-9	11/27/2005	L	BUF	9-13	09/17/2017	L	CAR	3-9
10/25/1998	W	CAR	30-14	10/25/2009	W	CAR	20-9				
12/09/2001	W	BUF	25-24	09/15/2013	W	BUF	24-23				

BILLS-PATRIOTS (43-76-1)

REGULAR SEASON: 43-75-1

PLAYOFFS (BOLDED): 0-1

HOME: 22-37-1

ROAD: 21-39

Date	Result	Site	Score	Date	Result	Site	Score	Date	Result	Site	Score
09/23/1960	W	BOS	13-0	11/25/1979	W	NE	16-13	11/05/2000	W	NE	16-13
12/04/1960	W	BUF	38-14	10/26/1980	W	BUF	31-13	12/17/2000	L	BUF	10-13
09/23/1961	L	BUF	21-23	12/14/1980	L	NE	2-24	11/11/2001	L	NE	11-21
10/22/1961	L	BOS	21-52	11/22/1981	W	BUF	20-17	12/16/2001	L	BUF	9-12
11/03/1962	T	BUF	28-28	12/13/1981	W	NE	19-10	11/03/2002	L	BUF	7-38
11/23/1962	L	BOS	10-21	01/02/1983	L	NE	19-30	12/08/2002	L	NE	17-27
10/26/1963	W	BUF	28-21	10/23/1983	L	BUF	0-31	09/07/2003	W	BUF	31-0
12/01/1963	L	BOS	7-17	11/06/1983	L	NE	7-21	12/27/2003	L	NE	0-31
12/28/1963	L	BOS	8-26	09/02/1984	L	BUF	17-21	10/03/2004	L	BUF	17-31
11/15/1964	L	BUF	28-36	11/11/1984	L	NE	10-38	11/14/2004	L	NE	6-29
12/20/1964	W	BOS	24-14	09/22/1985	L	BUF	14-17	10/30/2005	L	NE	16-21
09/11/1965	W	BUF	24-7	10/13/1985	L	NE	3-14	12/11/2005	L	BUF	7-35
11/07/1965	W	BOS	23-7	10/26/1986	L	BUF	3-23	09/10/2006	L	NE	17-19
10/08/1966	L	BUF	10-20	11/23/1986	L	NE	19-22	10/22/2006	L	BUF	6-28
12/04/1966	L	BOS	3-14	10/11/1987	L	NE	7-14	09/23/2007	L	NE	7-38
09/24/1967	L	BUF	0-23	12/20/1987	L	BUF	7-13	11/18/2007	L	BUF	10-56
12/09/1967	W	BOS	44-16	09/18/1988	W	NE	16-14	11/09/2008	L	NE	10-20
09/08/1968	L	BUF	7-16	10/23/1988	W	BUF	23-20	12/28/2008	L	BUF	0-13
10/20/1968	L	BOS	6-23	10/01/1989	W	BUF	31-10	09/14/2009	L	NE	24-25
12/31/1969	L	BOS	21-35	11/19/1989	L	NE	24-33	12/20/2009	L	BUF	10-17
12/31/1969	W	BUF	23-16	10/28/1990	W	NE	27-10	09/26/2010	L	NE	30-38
11/01/1970	W	BOS	45-10	11/18/1990	W	BUF	14-0	12/26/2010	L	BUF	3-34
11/29/1970	L	BUF	10-14	11/03/1991	W	BUF	22-17	09/25/2011	W	BUF	34-31
11/14/1971	L	NE	33-38	11/24/1991	L	NE	13-16	01/01/2012	L	NE	21-49
11/28/1971	W	BUF	27-20	09/27/1992	W	NE	41-7	09/30/2012	L	BUF	28-52
10/08/1972	W	BUF	38-14	11/01/1992	W	BUF	16-7	11/11/2012	L	NE	31-37
11/19/1972	W	NE	27-24	09/05/1993	W	BUF	38-14	09/08/2013	L	BUF	21-23
09/16/1973	W	NE	31-13	11/07/1993	W	NE	13-10	12/29/2013	L	NE	20-34
12/09/1973	W	BUF	37-13	09/11/1994	W	NE	38-35	10/12/2014	L	BUF	22-37
10/20/1974	W	BUF	30-28	12/18/1994	L	BUF	17-41	12/28/2014	W	NE	17-9
11/03/1974	W	NE	29-28	10/23/1995	L	NE	14-27	09/20/2015	L	BUF	32-40
11/23/1975	W	BUF	45-31	11/26/1995	L	BUF	25-35	11/23/2015	L	NE	13-20
12/14/1975	W	NE	34-14	09/08/1996	W	BUF	17-10	10/02/2016	W	NE	16-0
10/24/1976	L	BUF	22-26	10/27/1996	L	NE	25-28	10/30/2016	L	BUF	25-41
11/07/1976	L	NE	10-20	10/12/1997	L	NE	6-33	12/03/2017	L	BUF	3-23
11/06/1977	W	NE	24-14	11/09/1997	L	BUF	10-31	12/24/2017	L	NE	16-37
11/20/1977	L	BUF	7-20	11/15/1998	W	BUF	13-10	10/29/2018	L	BUF	6-25
11/05/1978	L	BUF	10-14	11/29/1998	L	NE	21-25	12/23/2018	L	NE	12-24
12/10/1978	L	NE	24-26	11/28/1999	W	BUF	17-7	09/29/2019	L	BUF	10-16
11/04/1979	L	BUF	6-26	12/26/1999	W	NE	13-10	12/21/2019	L	NE	17-24



ALL-TIME SERIES

BILLS-RAIDERS (20-21)

REGULAR SEASON: 18-21

PLAYOFFS (BOLDED): 2-0

HOME: 15-7

ROAD: 5-14

Date	Result	Site	Score	Date	Result	Site	Score	Date	Result	Site	Score
10/23/1960	W	BUF	38-9	12/24/1967	L	OAK	21-28	10/11/1992	L	LA	3-20
11/13/1960	L	OAK	7-20	09/15/1968	L	BUF	6-48	12/05/1993	L	BUF	24-25
11/05/1961	L	BUF	22-31	11/28/1968	L	OAK	10-13	01/15/1994	W	BUF	29-23
12/03/1961	W	OAK	26-21	12/31/1969	L	OAK	21-50	12/13/1998	W	BUF	44-21
10/20/1962	W	BUF	14-6	10/15/1972	L	OAK	16-28	10/17/1999	L	BUF	14-20
11/18/1962	W	OAK	10-6	09/16/1974	W	BUF	21-20	10/06/2002	L	BUF	31-49
09/15/1963	L	OAK	17-35	11/28/1977	L	OAK	13-34	09/19/2004	L	OAK	10-13
10/05/1963	W	BUF	12-0	09/28/1980	W	BUF	24-7	10/23/2005	L	OAK	17-38
10/03/1964	W	BUF	23-20	11/20/1983	L	BUF	24-27	09/21/2008	W	BUF	24-23
12/06/1964	L	OAK	13-16	12/06/1987	L	LA	21-34	09/18/2011	W	BUF	38-35
10/03/1965	W	BUF	17-12	12/11/1988	W	BUF	37-21	12/21/2014	L	OAK	24-26
11/14/1965	W	OAK	17-14	10/07/1990	W	BUF	38-24	12/04/2016	L	OAK	24-38
11/24/1966	W	OAK	31-10	01/20/1991	W	BUF	51-3	10/29/2017	W	BUF	34-14
10/15/1967	L	BUF	20-24	12/08/1991	W	LA	30-27				

BILLS-RAMS (7-5)

REGULAR SEASON: 7-5

PLAYOFFS (BOLDED): 0-0

HOME: 4-3

ROAD: 3-2

Date	Result	Site	Score	Date	Result	Site	Score	Date	Result	Site	Score
09/27/1970	L	BUF	0-19	10/16/1989	W	BUF	23-20	11/21/2004	W	BUF	37-17
12/15/1974	L	LA	14-19	09/06/1992	W	BUF	40-7	09/28/2008	W	STL	31-14
12/07/1980	W	BUF	10-7	12/10/1995	W	STL	45-27	12/09/2012	L	BUF	12-15
11/27/1983	L	LA	17-41	09/20/1998	L	BUF	33-34	10/09/2016	W	LA	30-19

BILLS-RAVENS (3-6)

REGULAR SEASON: 3-6

PLAYOFFS (BOLDED): 0-0

HOME: 2-1

ROAD: 1-5

Date	Result	Site	Score	Date	Result	Site	Score	Date	Result	Site	Score
10/31/1999	W	BAL	13-10	10/21/2007	W	BUF	19-14	09/11/2016	L	BAL	7-13
10/24/2004	L	BAL	6-20	10/24/2010	L	BAL	34-37	09/09/2018	L	BAL	3-47
12/31/2006	L	BAL	7-19	09/29/2013	W	BUF	23-20	12/08/2019	L	BUF	17-24

BILLS-SAINTS (4-7)

REGULAR SEASON: 4-7

PLAYOFFS (BOLDED): 0-0

HOME: 3-3

ROAD: 1-4

Date	Result	Site	Score	Date	Result	Site	Score	Date	Result	Site	Score
11/04/1973	L	NO	0-13	12/20/1992	W	NO	20-16	09/27/2009	L	BUF	7-27
09/21/1980	W	NO	35-26	12/27/1998	W	NO	45-33	10/27/2013	L	NO	17-35
10/30/1983	W	BUF	27-21	09/09/2001	L	BUF	6-24	11/12/2017	L	BUF	10-47
12/10/1989	L	BUF	19-22	10/02/2005	L	SAN ANTONIO	7-19				



ALL-TIME SERIES

BILLS-SEAHAWKS (5-8)

REGULAR SEASON: 5-8

PLAYOFFS (BOLDED): 0-0

HOME: 2-2

ROAD: 3-6

Date	Result	Site	Score	Date	Result	Site	Score	Date	Result	Site	Score
10/30/1977	L	SEA	17-56	12/08/1996	L	SEA	18-26	09/07/2008	W	BUF	34-10
10/14/1984	L	SEA	28-31	10/24/1999	L	SEA	16-26	12/16/2012	L	TORONTO	17-50
11/06/1988	W	SEA	13-3	12/23/2000	W	SEA	42-23	11/07/2016	L	SEA	25-31
12/04/1989	L	SEA	16-17	11/18/2001	L	BUF	20-23				
10/15/1995	W	BUF	27-21	11/28/2004	W	SEA	38-9				

BILLS-STEELERS (10-16)

REGULAR SEASON: 9-14

PLAYOFFS (BOLDED): 1-2

HOME: 7-6

ROAD: 3-10

Date	Result	Site	Score	Date	Result	Site	Score	Date	Result	Site	Score
10/11/1970	L	PIT	10-23	11/09/1986	W	BUF	16-12	10/10/1999	W	BUF	24-21
10/29/1972	L	BUF	21-38	09/25/1988	W	BUF	36-28	09/30/2001	L	BUF	3-20
12/22/1974	L	PIT	14-32	09/08/1991	W	BUF	52-34	01/02/2005	L	BUF	24-29
09/28/1975	W	PIT	30-21	11/08/1992	W	BUF	28-20	09/16/2007	L	PIT	3-26
09/03/1978	L	BUF	17-28	01/09/1993	W	PIT	24-3	11/28/2010	L	BUF	16-19
12/16/1979	L	PIT	0-28	11/15/1993	L	PIT	0-23	11/10/2013	L	PIT	10-23
11/23/1980	W	BUF	28-13	11/14/1994	L	PIT	10-23	12/11/2016	L	BUF	20-27
12/12/1982	W	BUF	13-0	01/06/1996	L	PIT	21-40	12/15/2019	W	PIT	17-10
12/15/1985	L	PIT	24-30	09/16/1996	L	PIT	6-24				

BILLS-TEXANS (4-6)

REGULAR SEASON: 4-5

PLAYOFFS (BOLDED): 0-1

HOME: 2-2

ROAD: 2-4

Date	Result	Site	Score	Date	Result	Site	Score	Date	Result	Site	Score
10/13/2002	W	HOU	31-24	11/01/2009	L	BUF	10-31	10/14/2018	L	HOU	13-20
11/16/2003	L	BUF	10-12	11/04/2012	L	HOU	9-21	01/04/2020	L	HOU	19-22
09/11/2005	W	BUF	22-7	09/28/2014	L	HOU	17-23				
11/19/2006	W	HOU	24-21	12/06/2015	W	BUF	30-21				

BILLS-WASHINGTON (9-6)

REGULAR SEASON: 9-5

PLAYOFFS (BOLDED): 0-1

HOME: 6-2

ROAD: 3-3

Date	Result	Site	Score	Date	Result	Site	Score	Date	Result	Site	Score
12/17/1972	W	WAS	24-17	12/30/1990	L	WAS	14-29	10/19/2003	W	BUF	24-7
12/04/1977	L	BUF	0-10	01/26/1992	L	BUF	24-37	12/02/2007	W	WAS	17-16
11/29/1981	W	BUF	21-14	11/01/1993	W	BUF	24-10	10/30/2011	W	TORONTO	23-0
11/25/1984	L	WAS	14-41	11/03/1996	W	BUF	38-13	12/20/2015	L	WAS	25-35
11/01/1987	L	BUF	7-27	11/07/1999	W	WAS	34-17	11/03/2019	W	BUF	24-9



ALL-TIME SERIES

BILLS-TITANS (19-28)

REGULAR SEASON: 17-27

PLAYOFFS (BOLDED): 2-1

HOME: 11-14

ROAD: 8-14

Date	Result	Site	Score	Date	Result	Site	Score	Date	Result	Site	Score
10/30/1960	W	BUF	25-24	10/27/1968	L	BUF	7-30	01/03/1993	W	BUF	41-38
12/11/1960	L	HOU	23-31	12/07/1968	L	HOU	6-35	10/11/1993	W	BUF	35-7
10/08/1961	W	HOU	22-12	12/31/1969	L	HOU	14-28	09/18/1994	W	HOU	15-7
10/29/1961	L	BUF	16-28	12/31/1969	L	BUF	3-17	12/24/1995	L	BUF	17-28
09/09/1962	L	BUF	23-28	12/12/1971	L	BUF	14-20	11/23/1997	L	TEN	14-31
10/07/1962	L	HOU	14-17	11/10/1974	L	BUF	9-21	01/08/2000	L	TEN	16-22
09/28/1963	L	BUF	20-31	09/19/1976	L	BUF	3-13	09/03/2000	W	BUF	16-13
10/20/1963	L	HOU	14-28	10/15/1978	L	HOU	10-17	12/14/2003	L	TEN	26-28
10/11/1964	W	HOU	48-17	09/25/1983	W	BUF	30-13	12/24/2006	L	BUF	29-30
11/01/1964	W	BUF	24-10	11/10/1985	W	BUF	20-0	11/15/2009	L	TEN	17-41
10/31/1965	L	BUF	17-19	12/21/1986	L	HOU	7-16	12/04/2011	L	BUF	17-23
12/05/1965	W	HOU	29-18	09/20/1987	W	BUF	34-30	10/21/2012	L	BUF	34-35
09/25/1966	W	BUF	27-20	01/01/1989	W	BUF	17-10	10/11/2015	W	TEN	14-13
11/20/1966	W	HOU	42-20	09/24/1989	W	HOU	47-41	10/07/2018	W	BUF	13-12
09/17/1967	L	BUF	3-20	11/26/1990	L	HOU	24-27	10/08/2019	W	TEN	14-7
10/29/1967	L	HOU	3-10	12/27/1992	L	HOU	3-27				

BILLS-VIKINGS (6-8)

REGULAR SEASON: 6-8

PLAYOFFS (BOLDED): 0-0

HOME: 1-4

ROAD: 5-4

Date	Result	Site	Score	Date	Result	Site	Score	Date	Result	Site	Score
10/03/1971	L	MIN	0-19	09/04/1988	W	BUF	13-10	10/01/2006	W	BUF	17-12
12/20/1975	L	BUF	13-35	12/11/1994	L	BUF	17-21	12/05/2010	L	MIN	14-38
12/09/1979	L	MIN	3-10	08/31/1997	L	BUF	13-34	10/19/2014	W	BUF	17-16
09/16/1982	W	BUF	23-22	10/22/2000	L	MIN	27-31	09/23/2018	W	MIN	27-6
09/29/1985	L	BUF	20-27	09/15/2002	W	MIN	45-39				



1960 SEASON STATISTICS

5-8-1 | 3RD IN AFL EAST | HEAD COACH BUSTER RAMSEY

Date	W/L	Score	Opponent	Attendance
9/11	L	3-27	at NY Titans	10,200
9/18	L	13-0	Denver	15,229
9/23	W	21-0	at Boston	20,732
10/2	L	10-24	LA Chargers	15,821
10/16	L	13-17	NY Titans	14,988
10/23	W	38-9	Oakland	8,876
10/30	W	25-24	Houston	23,001
11/6	L	28-45	Dallas	19,610
11/13	L	7-20	at Oakland	8,800
11/20	W	32-3	at LA Chargers	16,161
11/27	T	38-38	at Denver	7,785
12/4	W	38-14	Boston	14,335
12/11	L	23-31	at Houston	25,243
12/18	L	7-24	at Dallas	18,000

	BUF	OPP
TOTAL FIRST DOWNS	211	225
Rushing	77	103
Passing	109	109
Penalty	25	13
3rd Down: Made/Att	—	—
3rd Down Pct.	—	—
4th Down: Made/Att	—	—
4th Down: Pct.	—	—

POSSESSION AVG.	—	—
TOTAL NET YARDS	3900	3854
Avg. per Game	278.6	275.3
Total Plays	909	903
Avg. per Play	4.3	4.3

NET YARDS RUSHING	1544	1724
Avg. per Game	110.3	123.8
Total Rushes	417	438

NET YARDS PASSING	2356	2130
Avg. per Game	168.3	152.1
Sacked/Yards Lost	45/333	36/331
Gross Yards	2689	2461
Att./Completions	447/184	429/185
Completion Pct.	41.2	43.1
Had Intercepted	29	33

PUNTS/AVERAGE	89/39.0	77/37.6
----------------------	---------	---------

NET PUNTING AVG.	35.9	34.7
-------------------------	------	------

PENALTIES/YARDS	57/615	62/608
------------------------	--------	--------

FUMBLES/BALL LOST	30/15	27/16
--------------------------	-------	-------

TOUCHDOWNS	38	37
Rushing	15	15
Passing	19	19
Returns	4	3

SCORE BY PERIOD	Q1	Q2	Q3	Q4	OT	PTS
BILLS	61	98	56	81	0	296
OPP	59	73	83	88	0	303

SCORING	TD	R	Pa	Rt	K-PAT	FG	S	Pts
Carlton	11	7	4	0	0/0	0/0	0	66
Dubention	68	1	7	0	0/0	0/0	0	48
Atkins	0	0	0	0	27/33	6/13	0	45
Chamberlain	4	0	4	0	0/0	0/0	0	24
Lucas	3	2	1	0	0/0	0/0	0	18

Yoho	1	0	0	1	0/0	2/5	0	12
Green	2	2	0	0	0/0	0/0	0	12
Hergert	1	0	0	1	0/0	2/4	0	12
O'Connell	1	1	0	0	*1	0/1	0	8
Harper	0	0	0	0	1/2	2/3	0	7
Fowler	1	1	0	0	0/0	0/0	0	6
Matsos	1	0	0	1	0/0	0/0	0	6
Kulbacki	1	1	0	0	0/0	0/0	0	6
Crockett	1	0	1	0	0/0	0/0	0	6
Brubaker	0	1	0	1	0/0	0/0	0	6
Wagstaff	1	0	0	1	0/0	0/0	0	6
Smith	10	1	0	0	0/0	0/0	0	6
Brodhead	0	0	0	0	*1	0/0	0	2
BILLS	38	15	19	4	28/35	12/26	296	
OPP	37	15	19	3	37/37	14/27	303	

*2-Pt. Conversions: BILLS 2-3, OPPONENTS 0-0

SACKS: Torczon 5.0, McMurtry 3.0, Remmert 3.0, Yoho 2.0, Scott 1.0, Sorey 1.0, Others 21.0
BILLS: 36.0
OPPONENTS: 46.0

RUSHING	No.	Yds	Avg	Long	TD
Carlton	137	533	3.9	54t	7
Fowler	93	370	4.0	61	1
Lucas	38	138	2.0	16	2
Kulbacki	41	108	2.6	11	1
Brodhead	15	100	6.6	19	0
Dubention	16	94	5.9	66t	1
Smith	19	61	3.2	13	0
Atkins	2	47	23.5	36	0
Ford	18	40	2.2	7	0
Green	21	29	1.4	11	2
O'Connell	16	21	1.3	12	1
Harper	1	3	3.0	3	0
BILLS	417	1544	3.7	66t	15
OPP	438	1724	2.9	—	15

RECEIVING	No.	Yds	Avg	Long	TD
Rychlec	45	590	13.1	36	0
Dubention	42	752	17.9	76t	7
Carlton	29	477	16.4	70t	4
Chamberlain	17	279	16.4	49t	4
Crockett	14	173	12.4	41t	1
Fowler	10	99	9.9	28	0
Smith	7	127	18.1	58t	1
Brubaker	7	75	10.7	17	1
Lucas	5	58	11.6	17t	1
Hoisington	4	45	11.3	13	0
Kulbacki	2	9	4.5	7	0
Ford	1	5	5.0	5	0
Green	1	0	0.0	0	0
BILLS	184	2689	14.6	76t	19
OPP	185	2462	13.3	—	19

INTERCEPTIONS	No.	Yds	Avg	Long	TD
Matsos	8	142	17.8	34	1
Wagstaff	6	93	15.5	40t	1
Atkins	5	23	4.6	12	0
Kinard	4	29	7.3	19	0
McCabe	4	0	0.0	0	0
Johnson	2	1	0.5	1	0
Hergert	1	29	29.0	29t	1
Schaffer	1	19	19.0	19	0
Yoho	1	15	15.0	15t	1
Buzynski	1	5	5.0	5	0
BILLS	33	356	10.8	40t	4
OPP	29	422	14.6	65	2

PUNTING	No	Yds	Avg	Net	TB	In	Lg	B
Atkins	89	3468	39.0	35.9	2	15	58	0
BILLS	89	3468	39.0	35.9	2	15	58	0
OPP	77	2896	37.6	34.7	2	19	66	0

PUNT RETURNS	Ret	FC	Yds	Avg	Long	TD
Kulbacki	12	14	100	8.3	33	0
Wegert	4	0	25	6.3	11	0
Lucas	4	7	3	0.8	2	0
Kinard	2	1	24	12.0	—	0
Dubention	2	1	6	3.0	6	0
Matsos	1	0	20	20.0	20	0
Crockett	1	1	5	5.0	5	0
Lewis	1	0	2	2.0	2	0
Johnson	0	1	0	—	—	0
BILLS	27	25	185	6.9	33	0
OPP	33	12	232	7.0	—	0

KICKOFF RETURNS	No.	Yds	Avg	Long	TD
Kulbacki	13	226	17.4	24	0
Fowler	12	201	16.8	35	0
Ford	5	106	21.2	34	0
Wegert	4	109	27.3	31	0
Lewis	4	97	24.3	28	0
Dubention	4	68	17.0	23	0
Smith	2	72	36.0	55	0
Kinard	1	39	39.0	39	0
Chamberlain	1	24	24.0	24	0
Rychlec	1	3	3.0	3	0
BILLS	47	945	20.1	55	0
OPP	55	1402	25.5	—	0

FIELD GOALS	1-19	20-29	30-39	40-49	50+
Atkins	3-3	1-2	1-6	1-2	0-0
Harper	0-0	0-1	2-3	0-0	0-0
Hergert	0-0	1-1	2-2	0-0	0-0
Yoho	0-0	0-1	0-0	2-4	0-0
O'Connell	0-0	0-1	0-0	0-0	0-0
BILLS	3-3	2-5	4-10	3-6	0-0
OPP	4-4	3-7	2-6	3-9	2-4
Atkins	(38N)(34N)(22G,37B,37N,45G,15G)(44B)(31N)(16G,13G,30G)(27N)				
Harper	(35G)(34B)(35G)				
Hergert	(26G,44N)(33N,36G)				
Yoho	(47B)(45G)(48G)(44N,23B)				
O'Connell	(25B)				
OPPONENTS:	(29N,16G,28G,25N,41N)(31G,27G)(50N)(16G)(43G)(35N)(50G)(42N,40G,53N,35N,25N)(29G,40G)(31G)(20N,19G)(43N,27N)(53G)(45N,12G,46N)				

USUAL STARTERS		
OFFENSE		
LE	81	Tom Rychlec
LT	74	Harold Olson
LG	60	Phil Blazer
C	52	Dan McGrew
RG	77	Don Chelf
RT	75	Bob Seelock
RE	80	Monte Crockett
FB	30	Wray Carlton
LH	11	Richie Lucas
RH	44	Elbert Dubention
QB	18	John Green
DEFENSE		
LE	71	Mack Yoho
LT	73	Chuck McMurtry
RT	79	Jim Sorey
RE	87	LaVerne Torczon
LLB	57	Jack Laraway
MLB	56	Archie Matsos
RLB	55	Bernie Buzynski
LCB	45	Richie McCabe
RCB	20	Bill Atkins
LS	22	Jim Wagstaff
RS	24	Billy Kinard

PASSING	Att	Cmp	Yds	Cmp%	Yds/Att	TD	TD%	Int	Int%	Long	Sack/Lost	Rating
Green	228	89	1267	39.0	5.56	10	4.4	10	4.4	70t	25/187	54.1
O'Connell	145	65	1033	44.8	7.12	7	4.8	13	9.0	76t	7/45	47.9
Lucas	49	23	314	46.9	6.41	2	4.1	3	6.1	36t	8/48	56.0
Brodhead	25	7	75	28.0	3.00	0	0.0	3	12.0	18	6/59	0.0
BILLS	447	184	2689	41.2	6.02	19	.3	29	6.5	76t	45/333	48.6
OPPONENTS	429	185	2461	43.1	5.74	19	4.4	33	7.7	—	36/331	44.6



1961 SEASON STATISTICS

6-8 | 4TH IN AFL EAST | HEAD COACH BUSTER RAMSEY

Date	W/L Score	Opponent	Attendance
9/10	L 10-22	Denver	16,636
9/17	W 41-31	NY Titans	15,584
9/23	L 21-23	Boston	21,504
9/30	L 11-19	San Diego	20,742
10/8	W 22-12	at Houston	22,761
10/15	W 27-24	Dallas	20,678
10/22	L 21-52	at Boston	9,398
10/29	L 16-28	Houston	21,237
11/5	L 22-31	Oakland	17,027
11/12	W 30-20	at Dallas	15,000
11/19	W 23-10	at Denver	7,645
11/23	L 14-21	at NY Titans	12,023
12/3	W 26-21	at Oakland	8,011
12/10	L 10-28	at San Diego	24,486

	BUF	OPP
TOTAL FIRST DOWNS	243	200
Rushing	92	61
Passing	128	124
Penalty	23	15
3rd Down: Made/Att	—	—
3rd Down Pct.	—	—
4th Down: Made/Att	—	—
4th Down: Pct.	—	—

POSSESSION AVG.	—	—
TOTAL NET YARDS	3950	4264
Avg per Game	282.1	304.6
Total Plays	940	815
Avg per Play	4.2	5.2

NET YARDS RUSHING	1606	1377
Avg per Game	114.7	98.4
Total Rushes	438	349

NET YARDS PASSING	2344	2887
Avg per Game	167.4	206.2
Sacked/Yards Lost	63/442	36/350
Gross Yards	2786	3237
Att./Completions	439/194	430/206
Completion Pct.	44.2	47.9
Had Intercepted	25	29

PUNTS/AVERAGE	85/44.5	75/38.7
----------------------	---------	---------

NET PUNTING AVG.	39.0	35.6
-------------------------	------	------

PENALTIES/YARDS	65/549	76/693
------------------------	--------	--------

FUMBLES/BALL LOST	32/17	20/15
--------------------------	-------	-------

TOUCHDOWNS	38	43
Rushing	18	9
Passing	15	28
Returns	5	6

SCORE BY PERIOD	Q1	Q2	Q3	Q4	PTS
BILLS	51	87	38	118	294
OPP	98	98	88	58	342

SCORING	TD	R	Pa	Rt	K-PAT	FG	S	Pts
Carlton	11	7	4	0	0/0	0/0	0	66
Dubention	8	2	6	0	0/0	0/0	0	48
Atkins	1	1	0	2	9/31	2/6	0	41
Carlton	4	4	0	0/0	0/0	0	0	24
Reynolds	4	4	0	0/0	0/0	0	0	24
Baker	3	3	0	0/0	0/0	0	0	18
Bass	3	0	3	0	0/0	0/0	0	18

Bohling	3	2	1	0	0/0	0/0	0	18
Hergert	0	0	0	0	0/0	6/14	0	18
Richards	3	0	0	3	0/0	0/0	0	18
Brown	2	1	0	1	0/0	0/0	0	12
Lucas	1	0	0	1	*3	0/0	0	12
Rychlec	2	0	2	0	0/0	0/0	0	12
Barber	1	0	0	1	0/0	0/0	0	6
Green	1	1	0	0	0/0	0/0	0	6
McDonald	1	0	0	1	0/0	0/0	0	6
Muehlaupt	1	0	0	1	0/0	0/0	0	6
Shockley	0	0	0	0	0/0	1/2	0	3
Rabb	0	0	0	0	*1	0/0	0	2
Team	0	0	0	0	0/0	0/0	1	2
Yoho	0	0	0	0	0/0	0/4	0	0
BILLS	38	18	15	5	29/31	9/26	1	294
OPP	43	9	28	6	41/42	13/31	3	342

*2-Pt. Conversions: **BILLS** 4-7, **OPPONENTS** 1-1

SACKS: Torczon 8.0, Yoho 6.0, Day 4.5, Barber 2.5, Felton 2.0, Hergert 2.0, Lettner 1.0, McMurry 2.0, Matsos 1.0, Sorey 1.0, Others 6.0
BILLS: 36.0, **OPPONENTS:** 63.0

RUSHING	No.	Yds	Avg	Long	TD
Baker	152	498	3.3	35	3
Carlton	101	311	3.1	27	4
Brown	53	192	3.6	13	1
Dubention	17	173	10.2	72t	2
Reynolds	30	142	4.7	20	4
Bohling	42	134	3.2	18	2
Atkins	2	87	43.5	56t	1
Rabb	13	47	3.6	19	0
Lucas	10	15	1.5	9	0
Green	14	15	1.1	14	1
Bass	2	8	4.0	16	0
Fowler	1	2	2.0	2	0
Rychlec	1	-18	-18.0	-18	0
BILLS	438	1606	3.7	72t	18
OPP	349	1377	3.9	—	9

RECEIVING	No.	Yds	Avg	Long	TD
Bass	50	765	15.3	76t	3
Rychlec	33	405	12.3	27	2
Dubention	31	461	14.9	61t	6
Crockett	20	325	16.3	51	0
Richards	19	285	15.0	43t	3
Carlton	17	193	11.4	22	0
Bohling	10	183	18.3	41	1
Baker	6	73	12.2	29	0
Lucas	6	69	11.5	19	0
Chamberlain	1	16	16.0	16	0
Brown	1	11	11.0	11	0
BILLS	194	2786	14.4	76t	15
OPP	206	3237	15.7	—	28

INTERCEPTIONS	No.	Yds	Avg	Long	TD
Atkins	10	158	15.8	29	0
Barber	3	30	10.0	21t	1
Wagstaff	3	25	8.3	19	0
Valdez	2	54	27.0	50	0
Felton	2	15	7.5	15	0
Matsos	2	12	6.0	12	0
Crotty	2	0	0.0	0	0
Lucas	2	0	0.0	0	0
McCabe	1	17	17.0	17	0
Hergert	1	0	0.0	0	0
Yoho	1	0	0.0	0	0
BILLS	29	311	10.7	50	1
OPP	25	398	15.9	—	4

PUNTING	No.	Yds	Avg	Net	TB	In	Lg	B
Atkins	85	3783	44.5	—	9	14	69	1
BILLS	85	3783	44.5	39.0	9	14	69	1
OPP	75	2897	38.7	35.6	2	17	63	0

PUNT RETURNS	Ret	FC	Yds	Avg	Long	TD
Bass	8	17	75	9.4	32	0
Atkins	2	2	30	15.0	15	0
Brown	2	3	14	7.0	11	0
Wagstaff	1	0	35	35.0	35	0
Valdez	1	0	30	30.0	30	0
Dubention	1	0	3	3.0	3	0
Bohling	4	10	0	0.0	0	0
Richards	0	2	0	0.0	0	0
BILLS	19	34	187	9.8	35	0
OPP	45	9	291	6.5	57t	1

KICKOFF RETURNS	No.	Yds	Avg	Long	TD
Dubention	16	329	20.6	33	0
Baker	12	281	23.4	36	0
Bohling	10	246	24.6	44	0
Lucas	7	126	18.0	23	0
Brown	2	105	52.5	93t	1
Carlton	4	60	15.0	23	0
Shockley	2	38	19.0	19	0
Rice	2	13	6.5	13	0
Richards	1	10	10.0	10	0
Crockett	1	0	0.0	0	0
BILLS	57	1208	21.2	93t	1
OPP	54	1112	20.6	88t	1

FIELD GOALS	1-19	20-29	30-39	40-49	50+
Atkins	0-0	0-1	2-5	0-0	0-0
Hergert	2-2	1-4	2-5	1-3	0-0
Shockley	0-0	1-1	0-0	0-1	0-0
Yoho	0-0	0-0	0-0	0-4	0-0
BILLS	2-3	2-6	4-10	1-7	0-0
OPP	6-6	1-4	3-5	2-13	1-1

Atkins: (37G, 32N)(39G, 37B, 36N, 29N) Hergert: (12G, 28G)(28N, 16G, 46N, 40N, 33N)(32G, 45G)(37G, 34B, 22N, 20N)(38N) Shockley: (46N)(20G)Yoho: (45N, 49N)(43N, 43N)
 OPPONENTS: ((116G, 42N, 31N)(36G, 35G, 27N, 46G)(38G, 11G)(41N, 48N, 14G, 46N, 54N)(118G, 49N)(12G)(24N, 45N)(47N, 48G)(22G, 44N, 49B, 51G)(13G)(37N, 24N)(42N, 44N)(27N)

USUAL STARTERS

OFFENSE		
LE	88	Glenn Bass
LT	75	Ken Rice
LG	66	Billy Shaw
C	50	Al Bemiller
RG	70	Ed Muehlaupt
RT	74	Harold Olson
RE	81	Tom Rychlec
FB	33	Art Baker
LH	30	Wray Carlton
RH	44	Elbert Dubention
QB	14	M.C. Reynolds

DEFENSE		
LE	71	Mack Yoho
LT	73	Chuck McMurry
RT	79	Jim Sorey
RE	87	LaVerne Torczon
LLB	54	Joe Hergert
MLB	56	Archie Matsos
RLB	64	Stew Barber
LCB	25	Vernon Valdez
RCB	45	Richie McCabe
LS	22	Jim Wagstaff
RS	20	Bill Atkins

PASSING	Att	Cmp	Yds	Cmp%	Yds/Att	TD	TD%	Int	Int%	Long
Reynolds	181	83	1004	45.9	5.55	2	1.1	13	7.2	52
Green	126	56	903	44.4	7.17	6	4.8	5	4.0	61t
Rabb	74	34	586	45.9	7.92	5	6.8	2	2.7	76t
Lucas	50	20	282	40.0	5.64	2	4.0	4	8.0	45t
O'Connell	5	1	11	20.0	2.20	0	0.0	1	20.0	11
Carlton	2	0	0	0.0	0.00	0	0.0	0	0.0	0
Bohling	1	0	0	0.0	0.00	0	0.0	0	0.0	0
BILLS	439	194	2786	44.2	6.35	15	3.4	25	5.7	76t
OPPONENTS	430	206	3237	47.9	7.53	28	6.5	29	6.7	85t

Sack/Lost	Rating
24/169	37.2
23/159	68.3
10/64	84.6
5/41	38.9
1/9	—
0/0	39.6
0/0	39.6
63/442	53.0
36/350	67.0



1963 SEASON STATISTICS

7-6-1 | T-1ST IN AFL EAST | HEAD COACH LOU SABAN

Date	W/L Score	Opponent	Attendance
9/8	L 10-14	at San Diego	22,344
9/15	L 17-35	at Oakland	17,568
9/22	T 27-27	Kansas City	33,487
9/28	L 20-31	Houston	32,340
10/5	W 12-0	Oakland	24,486
10/13	W 35-26	at Kansas City	25,519
10/20	L 14-28	at Houston	23,948
10/26	W 28-21	Boston	27,243
11/3	W 30-28	at Denver	19,424
11/9	W 27-17	Denver	30,989
11/17	L 13-23	San Diego	38,592
12/1	L 7-17	at Boston	16,981
12/8	W 45-14	NY Jets	20,222
12/14	W 19-10	at NY Jets	6,526

AFL DIVISIONAL PLAYOFF GAME

12/28	L 8-26	Boston	33,044
-------	--------	--------	--------

	BUF	OPP
TOTAL FIRST DOWNS	272	224
Rushing	107	63
Passing	147	147
Penalty	18	14
3rd Down: Made/Att	—	—
3rd Down Pct.	—	—
4th Down: Made/Att	—	—
4th Down: Pct.	—	—

POSSESSION AVG.	—	—
------------------------	---	---

	4927	4073
TOTAL NET YARDS	4927	4073
Avg. Per Game	349.6	264.4
Total Plays	912	789
Avg. Per Play	5.4	4.7

	1851	1217
NET YARDS RUSHING	1851	1217
Avg. Per Game	131.3	86.9
Total Rushes	455	—

	3057	2856
NET YARDS PASSING	3057	2856
Avg. Per Game	218.4	177.4
Sacked/Yards Lost	36/325	38/372
Gross Yards	3382	3228
Att./Completions	457/228	472/218
Completion Pct.	49.7	46.2
Had Intercepted	24	21

PUNTS/AVERAGE	62/40.5	80/40.1
----------------------	---------	---------

NET PUNTING AVG.	36.5	35.4
-------------------------	------	------

PENALTIES/YARDS	63/532	55/507
------------------------	--------	--------

FUMBLES/BALL LOST	25/16	19/12
--------------------------	-------	-------

	39	37
TOUCHDOWNS	39	37
Rushing	21	12
Passing	16	24
Returns	2	1

	Q1	Q2	Q3	Q4	PTS
SCORE BY PERIOD	Q1	Q2	Q3	Q4	PTS
BILLS	60	88	83	73	304
OPP	58	86	74	73	291

	TD	R	Pa	Rt	K-PAT	FG	S	Pts
SCORING	TD	R	Pa	Rt	K-PAT	FG	S	Pts
Gilchrist	14	12	2	0	0/0	0/0	0	84
Yoho	0	0	0	0	32/36	10/23	1	64

Kemp	8	8	0	0	0/0	0/0	0	48
Dubention	4	0	4	0	0/0	0/0	0	24
Ferguson	3	0	3	0	0/0	0/0	0	18
Miller	3	0	3	0	0/0	0/0	0	18
Bass	1	0	1	0	0/0	0/0	0	6
Brown	1	0	1	0	0/0	0/0	0	6
Charon	1	0	1	0	0/0	0/0	0	6
Kochman	1	0	1	0	0/0	0/0	0	6
Rutkowski	1	0	1	0	0/0	0/0	0	6
Warlick	1	0	1	0	0/0	0/0	0	6
Stratton	1	0	0	1	0/0	0/0	0	6
Lamonica	0	0	0	0	*1	0/0	0	2
Tracey	0	0	0	0	*1	0/0	0	2
Jacobs	0	0	0	0	0/0	0/0	1	2
BILLS	39	21	16	2	32/36	10/23	2	304
OPP	37	12	24	1	31/31	10/25	2	291

2-Pt. Conversions : BILLS 2-3, OPPONENTS 1-2

SACKS: Sestak 7.5, Jacobs 5.0, Yoho 4.5, Youngelman 4.0, Tracey 3.0, Stratton 2.5, Dunaway 2.0, Saimes 1.0, Matuszak 0.5, Others 7.0
BILLS : 38.0
OPPONENTS : 33.0

	No.	Yds	Avg	Long	TD
RUSHING	No.	Yds	Avg	Long	TD
Gilchrist	232	979	4.4	32	12
Kochman	47	232	4.9	48	0
Kemp	50	239	4.3	26	8
Rutkowski	48	144	3.0	45	0
Carlton	29	125	4.3	19	0
Bass	14	59	4.2	9	0
Saimes	12	41	3.4	7	0
Brown	6	18	3.0	8	1
Lamonica	9	8	0.9	7	0
Crow	6	6	1.0	7	0
BILLS	453	1851	4.0	48	21
OPP	—	—	—	—	12

	No.	Yds	Avg	Long	TD
RECEIVING	No.	Yds	Avg	Long	TD
Miller	69	860	12.5	36	3
Dubention	53	959	17.7	89†	4
Warlick	24	479	20.0	55†	1
Gilchrist	24	211	8.8	42	2
Rutkowski	19	264	13.9	58†	1
Ferguson	9	181	20.1	72†	3
Bass	9	153	17.0	74†	1
Saimes	6	23	3.8	9	0
Crow	5	69	13.8	28	0
Kochman	4	148	29.6	68	1
Brown	3	7	3.5	7	0
Stratton	1	19	19.0	19	0
Carlton	1	9	9.0	9	0
BILLS	227	3382	14.9	89†	16
OPP	228	3228	14.2	—	2

	No.	Yds	Avg	Long	TD
INTERCEPTIONS	No.	Yds	Avg	Long	TD
Tracey	5	22	4.4	15	0
West	5	57	11.4	23	0
Saimes	4	29	7.3	16	0
Stratton	3	31	10.3	26	1
Abuzzese	3	9	3.0	9	0
Jacobs	1	8	8.0	8	0
Edgerson	1	0	0.0	0	0
BILLS	22	156	7.1	26	1
OPP	24	—	—	—	—

	No.	Yds	Avg	Net	TB	In	Lg	B
PUNTING	No.	Yds	Avg	Net	TB	In	Lg	B
Lamonica	52	2086	40.1	—	4	16	57	1
Crow	10	424	42.4	—	1	3	57	0
BILLS	62	2510	40.5	36.5	5	19	57	1
OPP	80	3209	40.1	35.4	3	14	68	0

	Ret	FC	Yds	Avg	Long	TD
PUNT RETURNS	Ret	FC	Yds	Avg	Long	TD
Abuzzese	17	8	152	8.9	32	0
West	11	6	86	7.8	24	0
Rutkowski	8	6	67	8.3	29	0
Kochman	1	0	11	11.0	11	0
(Others)	0	2	0	0.0	0	0
BILLS	37	22	316	8.5	32	0
OPP	21	21	144	6.9	27	0

	No.	Yds	Avg	Long	TD
KICKOFF RETURNS	No.	Yds	Avg	Long	TD
Rutkowski	13	396	30.5	65	0
Dubention	13	333	25.6	39	0
Saimes	7	140	20.0	31	0
Abuzzese	6	118	19.7	25	0
West	6	56	9.3	32	0
Brown	2	40	20.0	20	0
Tracey	1	21	21.0	21	0
Rivera	1	20	20.0	20	0
Barber	1	9	9.0	9	0
Paterra	1	0	0.0	0	0
Matuszak	1	0	0.0	0	0
BILLS	52	1133	21.8	65	0
OPP	—	—	—	—	—

FIELD GOALS 1-19 20-29 30-39 40-49 50+

Yoho	4-4	3-4	2-8	1-7	0-0
BILLS	4-4	3-4	2-8	1-7	0-0
OPP	2-2	2-3	3-7	3-11	0-2

Yoho : (17G)(32G,38N)(31N,45N)(41G,34G,22N)(27G)(40N)(46N)(40N,42B,47N)(39B,22G)(1)(37N,27G,9G)(37N)(13G,37N)(13G)
 OPPONENTS : (1)(34N,44N,44N)(31G)(28G)(47N)(38G,27G,43N,49N,35N)(1)(23B)(53N)(50N,47N,46G)(39G,47N,15G,41G)(41N,43G)(36N)(17G,34N)

USUAL STARTERS

OFFENSE

LE	81	Bill Miller
LT	77	Stew Barber
LG	66	Billy Shaw
C	50	Al Bemiller
RG	60/64	Tom Day
RT	51	Dave Behrman
RE	84	Ernie Warlick
FB	34	Cookie Gilchrist
LB	40	Ed Rutkowski
RH	44	Elbert Dubention
QB	15	Jack Kemp

DEFENSE

LE	76	Sid Youngelman
LT	78	Jim Dunaway
RT	70	Tom Sestak
RE	82	Mack Yoho
LLB	85	John Tracey
MLB	54/56	Harry Jacobs
RLB	58	Mike Stratton
LCB	47	Willie West
RCB	24	Booker Edgerson
LS	46	Ray Abuzzese
RS	26	George Saimes

	Att	Cmp	Yds	Cmp%	Yds/Att	TD	TD%	Int	Int%	Long	Sack/Lost	Rating
PASSING	Att	Cmp	Yds	Cmp%	Yds/Att	TD	TD%	Int	Int%	Long	Sack/Lost	Rating
Kemp	384	193	2910	50.5	7.59	13	3.4	20	5.2	89†	—	65.4
Lamonica	71	33	437	46.5	6.15	3	4.2	4	5.6	74	—	57.1
Gilchrist	1	1	35	100.0	35.00	0	0.0	0	0.0	35	0/0	118.8
Rutkowski	1	0	0	0.0	0.00	0	0.0	0	0.0	0	0/0	39.6
BILLS	457	227	3382	49.9	7.41	16	3.5	24	5.3	89†	36/325	64.3
OPPONENTS	472	228	3228	48.3	6.84	24	5.1	21	4.4	—	38/372	69.2



1964 SEASON STATISTICS

12-2 | 1ST IN AFL EAST | AFL CHAMPIONS | HEAD COACH LOU SABAN

Date	W/L Score	Opponent	Attendance
9/13	W 34-17	Kansas City	30,157
9/20	W 30-13	Denver	28,501
9/26	W 30-3	San Diego	40,167
10/3	W 23-20	Oakland	36,461
10/11	W 48-17	at Houston	26,218
10/18	W 35-22	at Kansas City	20,904
10/24	W 34-24	NY Jets	39,621
11/1	W 24-10	Houston	40,119
11/8	W 20-7	at NY Jets	61,929
11/15	L 28-36	Boston	42,308
11/26	W 27-24	at San Diego	34,865
12/6	L 13-16	at Oakland	18,134
12/13	W 30-19	at Denver	14,431
12/20	W 24-14	at Boston	38,021

AFL CHAMPIONSHIP GAME
12/26 W 20-7 San Diego 40,242

	BUF	OPP
TOTAL FIRST DOWNS	255	206
Rushing	114	48
Passing	130	145
Penalty	11	13
3rd Down: Made/Att	—	—
3rd Down Pct.	—	—
4th Down: Made/Att	—	—
4th Down: Pct.	—	—

POSSESSION AVG. — —

	5206	3878
TOTAL NET YARDS	5206	3878
Avg per Game	371.9	277.0
Total Plays	924	817
Avg per Play	5.6	4.7

	2040	913
NET YARDS RUSHING	2040	913
Avg per Game	145.7	65.2
Total Rushes	492	300

	3166	2965
NET YARDS PASSING	3166	2965
Avg per Game	226.1	211.8
Sacked/Yards Lost	35/256	50/396
Gross Yards	3422	3361
Att./Completions	397/174	517/241
Completion Pct.	43.8	46.6
Had Intercepted	34	28

PUNTS/AVERAGE 65/42.7 87/41.9

NET PUNTING AVG. 37.6 —

PENALTIES/YARDS 62/511 54/577

FUMBLES/BALL LOST 32/18 24/9

	48	29
TOUCHDOWNS	48	29
Rushing	25	4
Passing	19	24
Returns	4	1

SCORE BY PERIOD	Q1	Q2	Q3	Q4	PTS
BILLS	95	113	63	129	400
OPPONENTS	53	47	93	49	242

SCORING	TD	Ru	Pa	Rt	K-PAT	FG	S	Pts
Gogolak	0	0	0	0	45/46	19/29	0	102
Dubention	10	10	0	0	0/0	0/0	0	60
Bass	7	0	7	0	0/0	0/0	0	42
Lamonica	6	6	0	0	2	0/0	0	40
Gilchrist	6	6	0	0	0/0	0/0	0	36
Kemp	5	5	0	0	0/0	0/0	0	30
Smith	4	4	0	0	0/0	0/0	0	24
Auer	3	2	0	1	0/0	0/0	0	18
Carlton	1	1	0	0	0/0	0/0	0	6
Ross	1	1	0	0	0/0	0/0	0	6
Groman	1	0	1	0	0/0	0/0	0	6
Rutkowski	1	0	1	0	0/0	0/0	0	6
Byrd	1	0	0	1	0/0	0/0	0	6
Clarke	1	0	0	1	0/0	0/0	0	6
Sestak	1	0	0	1	0/0	0/0	0	6
McDole	0	0	0	0	0/0	0/0	2	4
Stratton	0	0	0	0	0/0	0/0	1	2
BILLS	48	25	19	4	45/46	19/29	3	400
OPP	29	4	24	1	22/23	14/27	2	242

*2 Pt-Conversions: BILLS 2-2, OPPONENTS 2-6

SACKS: Sestak 14.5, McDole 5.5, Keating 3.5, Tracey 3.5, Saimes 3.0, Stratton 2.5, Day 2.5, Dunaway 2.0, Jacobs 2.0, Others 11.0
BILLS: 50.0
OPPONENTS: 35.0

RUSHING	No.	Yds	Avg	Long	TD
Gilchrist	230	981	4.3	67	6
Smith	62	306	4.9	37	4
Lamonica	55	289	5.3	28	6
Auer	63	191	3.0	21	2
Kemp	37	124	3.4	14	5
Carlton	39	114	2.9	11	1
Dubention	1	20	20.0	20	0
Ross	4	14	3.5	12	1
Hudson	1	1	1.0	1	0
BILLS	492	2040	4.1	67	25
OPP	300	913	3.0	—	4

RECEIVING	No.	Yds	Avg	Long	TD
Bass	43	897	20.9	94†	7
Dubention	42	1139	27.1	72	10
Gilchrist	30	345	11.5	37	0
Warlick	23	478	20.8	45	0
Rutkowski	13	234	18.0	46†	1
Auer	11	166	15.1	43	0
Smith	6	72	12.0	25	0
Groman	4	68	17.0	22†	1
Carlton	2	23	11.5	17	0
BILLS	174	3422	19.7	94†	19
OPP	241	3361	13.9	—	24

INTERCEPTIONS	No.	Yds	Avg	Long	TD
Byrd	7	178	25.4	75†	1
Saimes	6	56	9.3	32	0
Edgerson	4	130	32.5	91	0
Tracey	3	12	4.0	6	0
Sykes	2	36	18.0	36	0
Jacobs	2	13	6.5	13	0
Warner	1	30	30.0	30	0
Sestak	1	15	15.0	15†	1
McDole	1	0	0.0	0	0
Stratton	1	0	0.0	0	0
BILLS	28	470	16.8	91	2
OPP	34	406	11.9	65	0

PUNTING	No	Yds	Avg	Net	TB	In	Lg	B
Maguire	65	2777	42.7	37.6	4	23	64	0
BILLS	65	2777	42.7	37.6	4	23	64	0
OPP	87	3649	41.9	—	—	—	—	—

PUNT RETURNS	Ret	FC	Yds	Avg	Long	TD
Clarke	33	3	317	9.6	53†	1
Warner	3	0	55	18.3	—	0
Rutkowski	8	7	45	5.6	10	0
Byrd	2	5	4	2.0	4	0
Abruzzese	0	2	0	0.0	0	0
(Others)	0	1	0	0.0	0	0
BILLS	46	18	421	9.2	53†	1
OPP	24	—	250	10.4	—	0

KICKOFF RETURNS	No.	Yds	Avg	Long	TD
Rutkowski	21	498	23.7	57	0
Clarke	16	330	20.6	41	0
Warner	5	121	24.2	30	0
Smith	3	68	22.7	28	0
Barber	2	0	0.0	0	0
Maguire	1	0	0.0	0	0
Auer	0	1	0.0	1	0
BILLS	48	1018	21.2	57	0
OPP	—	—	—	—	—

FIELD GOALS	1-19	20-29	30-39	40-49	50+
Gogolak	9-9	3-6	5-8	2-3	0-3
BILLS	9-9	3-6	5-8	2-3	0-3
OPP	4-5	2-2	2-8	5-9	1-3

Gogolak: (13G, 13G)(33G, 21G, 17G)(39N, 28N, 13G)(45B)(18G, 26G, 28N)(50N)(37B, 12G, 31G)(57N, 17G)(47G, 33G)(41G, 33G, 35N)(23N, 33G)(55N, 12G, 24G)(112G)
OPPONENTS: (10G)(51G, 52N, 49G, 36N)(12G)(25G, 19G)(16B, 47G)(46N, 38N, 31G)(9G, 46N)(49N, 49G, 37N, 50N)(36N)(127G)(30N, 40G)(30G, 32N, 45G)(46N)

USUAL STARTERS

OFFENSE		
LE	85	Glenn Bass
LT	77	Stew Barber
LG	66	Billy Shaw
C	53	Walt Cudzik
RG	50	Al Bemiller
RT	79	Dick Hudson
RE	84	Ernie Warlick
FB	34	Cookie Gilchrist
LH	30	Wray Carlton
RH	44	Elbert Dubention
QB	15	Jack Kemp

DEFENSE		
LE	72	Ron McDole
LT	75	Dudley Meredith
RT	70	Tom Sestak
RE	88	Tom Day
LLB	51	John Tracey
MLB	64	Harry Jacobs
RLB	58	Mike Stratton
LCB	24	Booker Edgerson
RCB	42	Butch Byrd
LS	46	Ray Abruzzese
RS	26	George Saimes

PASSING	Att	Cmp	Yds	Cmp%	Yds/Att	TD	TD%	Int	Int%	Long	Sack/Lost	Rating
Kemp	269	119	2285	44.2	8.49	13	4.8	26	9.7	94†	—	50.9
Lamonica	128	55	1137	43.0	8.88	6	4.7	8	6.3	89	—	64.5
BILLS	397	174	3422	43.8	8.62	19	4.8	34	8.6	94†	35/256	54.8
OPPONENTS	517	241	3361	46.6	6.50	24	4.6	28	5.4	—	50/396	60.9



1965 SEASON STATISTICS

10-3-1 | 1ST IN AFL EAST | AFL CHAMPIONS | HEAD COACH LOU SABAN

Date	W/L	Score	Opponent	Attendance
9/11	W	24-7	Boston	45,502
9/19	W	30-15	at Denver	30,682
9/26	W	33-21	NY Jets	45,056
10/3	W	17-12	Oakland	41,256
10/10	L	3-34	San Diego	45,260
10/17	W	23-7	at Kansas City	26,941
10/24	W	31-13	Denver	45,046
10/31	L	17-19	Houston	44,267
11/7	W	23-7	at Boston	24,415
11/14	W	17-14	at Oakland	19,352
11/25	T	20-20	at San Diego	27,473
12/5	W	29-18	at Houston	23,087
12/12	W	34-25	Kansas City	40,298
12/19	L	12-14	at NY Jets	57,396

AFL CHAMPIONSHIP GAME

12/26 W 23-0 at San Diego 30,361

	BUF	OPP
TOTAL FIRST DOWNS	206	226
Rushing	69	65
Passing	119	141
Penalty	18	20
3rd Down: Made/Att	—	—
3rd Down Pct.	—	—
4th Down: Made/Att	—	—
4th Down Pct.	—	—

POSSESSION AVG.

	3749	4284
TOTAL NET YARDS		
Avg per Game	267.8	306.0
Total Plays	882	890
Avg per Play	4.3	4.8

	1288	1114
NET YARDS RUSHING		
Avg per Game	92.0	79.6
Total Rushes	392	360

	2461	3170
NET YARDS PASSING		
Avg per Game	175.8	226.4
Sacked/Yards Lost	29/283	28/246
Gross Yards	2744	3416
Att./Completions	461/208	502/227
Completion Pct.	45.1	45.2
Had Intercepted	24	32

PUNTS/AVERAGE 80/43.0 76/40.2

NET PUNTING AVG. 38.7 —

PENALTIES/YARDS 78/685 69/832

FUMBLES/BALL LOST 28/14 33/25

	33	25
TOUCHDOWNS		
Rushing	16	5
Passing	13	19
Returns	4	1

SCORE BY PERIOD	Q1	Q2	Q3	Q4	OT	PTS
BILLS	76	81	60	96	0	313
OPPONENTS	42	73	39	72	0	226

SCORING	TD	Ru	PaRt	K-PAT	FG	S	Pts
Gogolak	0	0	0	0	31/31	28/46	0 115
Carlton	7	6	1	0	0/0	0/0	0 42

Joe	6	4	2	0	0/0	0/0	0 36
Kemp	4	4	0	0	0/0	0/0	0 24
Warner	4	0	1	3	0/0	0/0	0 24
Roberson	3	0	3	0	0/0	0/0	0 18
Ferguson	2	0	2	0	0/0	0/0	0 12
Bass	1	0	1	0	0/0	0/0	0 6
Dubention	1	0	1	0	0/0	0/0	0 6
Lamonica	1	1	0	0	0/0	0/0	0 6
Rutkowski	1	0	1	0	0/0	0/0	0 6
Saimes	1	0	0	1	0/0	0/0	0 6
Smith	1	1	0	0	0/0	0/0	0 6
Warlick	1	0	1	0	0/0	0/0	0 6
BILLS	33	16	13	4	31/31	28/46	313
OPP	26	6	19	1	19/20	15/30	226

2-Pt Conversions: BILLS 0-0, OPPONENTS 3-4

SACKS: Sestak 8.0, Day 4.5, Stratton 3.5, Tracey 2.5, Dunaway 1.5, Jacobs 1.0, McDole 1.0, Meredith 1.0, Others 5.0
BILLS: 28.0
OPPONENTS: 29.0

RUSHING	No.	Yds	Avg	Long	TD
Carlton	156	592	3.8	80t	6
Joe	123	377	3.1	30	4
Smith	43	137	3.2	13	1
Stone	19	61	3.2	14	0
Kemp	36	49	1.4	12	4
Lamonica	10	30	3.0	10	1
Maguire	1	21	21.0	21	0
Auer	3	19	6.3	14	0
Warner	1	2	2.0	2	0
BILLS	392	1288	3.3	80t	16
OPP	360	1114	3.1	—	5

RECEIVING	No.	Yds	Avg	Long	TD
Roberson	31	483	15.6	74t	3
Joe	27	271	10.0	78t	2
Carlton	24	196	8.2	23	1
Costa	21	401	19.1	46	0
Ferguson	21	262	12.5	30t	2
Bass	18	299	16.6	38	1
Dubention	18	281	15.6	46	1
Rutkowski	18	247	13.7	47t	1
Smith	12	116	9.7	21	0
Warlick	8	112	14.0	27	1
Stone	6	29	4.8	9	0
Mills	1	43	43.0	43	0
Warner	1	11	11.0	11t	1
Tracey	1	2	2.0	2	0
Kemp	1	-9	-9.0	-9	0
BILLS	208	2744	13.2	78t	13
OPP	227	3416	15.0	—	19

INTERCEPTIONS	No.	Yds	Avg	Long	TD
Clarke	7	60	8.6	40	0
Byrd	5	119	23.8	62	0
Warner	5	84	16.8	23	1
Edgersson	5	55	11.0	19	0
Saimes	4	24	6.0	20	0
Stratton	2	19	9.5	19	0
McDole	1	24	24.0	24	0
Tracey	1	8	8.0	8	0
Day	1	0	0.0	0	0
Jacobs	1	0	0.0	0	0
BILLS	32	393	12.3	62	1
OPP	24	467	19.5	—	1

PUNTING	No.	Yds	Avg	Net	TB	In	Lg	B
Maguire	80	3437	43.0	38.7	6	21	68	0
BILLS	80	3437	43.0	38.7	6	21	68	0
OPP	76	3053	40.2	—	—	—	—	—

PUNT RETURNS	Ret	FC	Yds	Avg	Long	TD
Byrd	21	—	201	9.6	30	0
Rutkowski	11	—	127	11.5	33	0
Warner	1	—	16	16.0	16	0
Clarke	1	—	13	13.0	13	0
Hudlow	1	—	12	12.0	12	0
Saimes	0	—	1	1.0	1	0
BILLS	35	16	370	10.6	33	0
OPP	36	—	222	7.4	—	0

KICKOFF RETURNS	No.	Yds	Avg	Long	TD
Warner	32	825	26.5	102t	2
Rutkowski	5	97	19.4	23	0
Roberson	4	59	14.8	22	0
Hudlow	2	36	18.0	18	0
Maguire	1	5	5.0	5	0
Dunaway	1	0	0.0	0	0
BILLS	45	1022	22.7	102t	2
OPP	60	1449	24.2	—	0

FIELD GOALS

1-19 20-29 30-39 40-49 50+
Gogolak 10-10 8-9 9-15 1-8 0-4
BILLS 10-10 8-9 9-15 1-8 0-4
OPP 6-9 4-7 4-9 1-4 0-1

Gogolak:(34N,36G,30B)(28G,46N,18G,29B,18G)
(53N,33G,22G,27G,9G)(20G)(38G)
(48N,14G,13G,34G)(22G,38N)
(45N,31N,39G,55N)(28G,16G,32G)
(43N,36N,44B,37G)(12G,35N,22G)
(12G,12G,50N,50N,47G,34G,19G)(30G,22G)
(40B,42B)
OPPONENTS:(47N)(42N)(24G,23G)(36B,33G,2
5N)(22B,15G,19G)(38B,15B)(13B,33G,20G)
(16N,31G,30G,13G,8G)(29N)(35N,49N)(37N,
9G,14G)(31B,41G,52N)

USUAL STARTERS

OFFENSE

FL	46	Bo Roberson
LE	80	Charley Ferguson
LT	77	Stew Barber
LG	66	Billy Shaw
C	60	Dave Behrman
RG	50	Al Bemiller
RT	79	Dick Hudson
RE	82	Paul Costa (8)
	84	Ernie Warlick (6)
FB	33	Billy Joe
HB	30	Wray Carlton
QB	15	Jack Kemp

DEFENSE

LE	72	Ron McDole
LT	78	Jim Dunaway
RT	70	Tom Sestak
RE	88	Tom Day
LLB	51	John Tracey
MLB	64	Harry Jacobs
RLB	58	Mike Stratton
LCB	24	Booker Edgersson
RCB	42	Butch Byrd
LS	45	Hagood Clarke
RS	26	George Saimes

PASSING	Att	Cmp	Yds	Cmp%	Yds/Att	TD	TD%	Int	Int%	Long	Sack/Lost	Rating
Kemp	391	179	2368	45.8	6.06	10	2.6	18	4.6	78t	—	54.8
Lamonica	70	29	376	41.4	5.37	3	4.3	6	8.6	74t	—	37.6
BILLS	461	208	2744	45.1	5.95	13	2.8	24	5.2	78t	29/283	52.2
OPPONENTS	502	227	3416	45.2	6.80	19	6.4	32	6.4	—	28/246	54.2



1966 SEASON STATISTICS

9-4-1 | 1ST IN AFL EAST | HEAD COACH JOE COLLIER

Date	W/L Score	Opponent	Attendance
9/4	L 7-27	at San Diego	27,572
9/11	L 20-42	Kansas City	42,023
9/18	W 58-24	Miami	37,546
9/25	W 27-20	Houston	42,256
10/2	W 29-14	at Kansas City	43,885
10/8	L 10-20	Boston	45,542
10/16	T 17-17	San Diego	45,169
10/30	W 33-23	at NY Jets	61,552
11/6	W 29-0	at Miami	37,177
11/13	W 14-3	NY Jets	45,738
11/20	W 42-20	at Houston	27,312
11/24	W 31-10	at Oakland	36,781
12/4	L 3-14	at Boston	39,350
12/18	W 38-21	Denver	40,583

AFL CHAMPIONSHIP GAME

1/1	L 7-31	Kansas City	42,080
-----	--------	-------------	--------

	BUF	OPP
TOTAL FIRST DOWNS	255	192
Rushing	110	49
Passing	126	131
Penalty	19	12
3rd Down: Made/Att	—	—
3rd Down Pct.	—	—
4th Down: Made/Att	—	—
4th Down: Pct.	—	—

POSSESSION AVG.

	BUF	OPP
TOTAL NET YARDS	4748	4109
Avg per Game	339.1	293.5
Total Plays	944	842
Avg per Play	5.0	4.9

	BUF	OPP
NET YARDS RUSHING	1892	1051
Avg per Game	86.5	99.5
Total Rushes	455	344

	BUF	OPP
NET YARDS PASSING	2856	3058
Avg per Game	204.0	218.4
Sacked/Yards Lost	16/144	32/249
Gross Yards	3000	3307
Att./Completions	473/199	466/205
Completion Pct.	42.1	44.0
Had Intercepted	21	29

PUNTS/AVERAGE	69/41.2	84/39.6
----------------------	---------	---------

NET PUNTING AVG.	34.5	—
-------------------------	------	---

PENALTIES/YARDS	62/637	55/546
------------------------	--------	--------

FUMBLES/BALL LOST	27/15	19/9
--------------------------	-------	------

	BUF	OPP
TOUCHDOWNS	43	31
Rushing	19	6
Passing	15	22
Returns	9	3

SCORE BY PERIOD	Q1	Q2	Q3	Q4	OT	PTS
BILLS	47	127	74	110	0	358
OPPONENTS	75	53	34	93	0	255

SCORING	TD	Ru	Pa	Rt	K-PAT	FG	S	Pts
Lusteg	0	0	0	0	41/42	19/37	0	98
Burnett	8	4	4	0	0/0	0/0	0	0

Carlton	6	6	0	0	0/0	0/0	0	36
Kemp	5	5	0	0	0/0	0/0	0	32
Spikes	4	3	1	0	0/0	0/0	0	24
Costa	3	0	3	0	0/0	0/0	0	18
Crockett	3	0	3	0	0/0	0/0	0	18
Dubention	2	0	2	0	0/0	0/0	0	12
Rutkowski	2	0	1	1	0/0	0/0	0	12
Byrd	2	0	0	2	0/0	0/0	0	12
Janik	2	0	0	2	0/0	0/0	0	12
Lamonica	1	1	0	0	0/0	0/0	0	6
Ferguson	1	0	1	0	0/0	0/0	0	6
Clarke	1	0	0	1	0/0	0/0	0	6
Dunaway	1	0	0	1	0/0	0/0	0	6
Stratton	1	0	0	1	0/0	0/0	0	6
Warner	1	0	0	1	0/0	0/0	0	6
BILLS	43	19	15	9	41/42	19/37	1	358
OPP	31	6	22	3	28/28	13/23	2	255

2-Pt. Conversions: BILLS 0-1, OPPONENTS 1-3

SACKS: McDole 6.5, Sestak 5.0, Dunaway 3.5, Tracey 3.0, Day 2.0, Schottenheimer 2.0, Stratton 2.0, Costa 1.0, Jacobs 1.0, Janik 1.0, Others 5.0
BILLS: 32.0
OPPONENTS: 16.0

RUSHING	No.	Yds	Avg	Long	TD
Burnett	187	766	4.1	32	4
Carlton	156	696	4.5	23	6
Smith	31	148	4.8	20	0
Kemp	40	130	3.3	26	5
Spikes	28	119	4.3	36	3
Dubention	3	16	5.3	17	0
Lamonica	9	6	0.7	14	1
Costa	0	1	—	0	0
Rutkowski	1	10	10.0	10	0
BILLS	455	1892	4.1	36	19
OPP	344	1051	3.1	—	6

RECEIVING	No.	Yds	Avg	Long	TD
Dubention	50	747	14.9	44	2
Burnett	34	419	12.3	48	4
Crockett	31	533	17.2	53†	3
Costa	27	400	14.8	50	3
Carlton	21	280	13.3	55	0
Ferguson	16	293	18.3	32	1
Bass	10	130	13.0	19	0
Rutkowski	6	150	25.0	55	1
Spikes	2	45	22.5	27	1
O'Donnell	1	2	2.0	2	0
Smith	1	1	1.0	1	0
BILLS	199	3000	15.1	55	15
OPP	205	3307	16.1	—	22

INTERCEPTIONS	No.	Yds	Avg	Long	TD
Janik	8	136	17.0	37†	2
Byrd	6	110	18.3	60†	1
Clarke	5	118	23.6	66†	1
Stratton	3	37	12.3	23	0
Jacobs	2	15	7.5	15	0
Saimes	1	32	32.0	32	0
Schottenheimer	1	20	20.0	20	0
McDole	1	4	4.0	4	0
King	1	0	0.0	0	0
Tracey	1	0	0.0	0	0
BILLS	29	472	16.3	66†	4
OPP	21	303	14.4	65	1

PUNTING	No.	Yds	Avg	Net	TB	In	Lg	B
Maguire	69	2841	41.2	34.5	8	14	61	0
BILLS	69	2841	41.2	34.5	8	14	61	0
OPP	84	3324	39.6	—	—	—	—	—

PUNT RETURNS	Ret	FC	Yds	Avg	Long	TD
Byrd	23	5	186	8.1	72†	1
Rutkowski	18	4	209	11.6	73†	1
Clarke	2	0	12	6.0	7	0
Stratton	0	0	4	2.0	4	0
BILLS	43	9	411	9.6	73†	2
OPP	20	21	301	15.1	—	2

KICKOFF RETURNS	No.	Yds	Avg	Long	TD
Warner	33	846	25.6	95†	1
Rutkowski	6	121	20.2	32	0
Mills	4	76	19.0	26	0
Ferguson	2	0	0.0	0	0
DeSutter	2	0	0.0	0	0
Prudhomme	1	16	16.0	16	0
Schmidt	1	2	2.0	2	0
Clarke	1	0	0.0	0	0
Maguire	1	0	0.0	0	0
O'Donnell	0	3	—	3	0
BILLS	51	1064	20.9	95†	1
OPP	65	1329	20.4	—	0

FIELD GOALS	1-19	20-29	30-39	40-49	50+
Lusteg	8-10	3-5	4-8	4-10	0-4
BILLS	8-10	3-5	4-8	4-10	0-4
OPP	3-3	2-3	5-6	3-9	0-2

Lusteg:[44B,42N]([22G,9G])([13G][50N,47G,32G][27G,16G,20G][33N,36N,37G,27N])(42N,34N,41G,23N)[36G,10G,38G,17G](44N,41N,51N,50N,44G,44G)([1]50N,47B)(19N,19G)([11G][39N,16G,15N])
OPPONENTS: (30G,10G)([24G][47G,35G,55N])([10G,47N,31G,50N][31G,42N][28G,49N][27N])(49N,43G,35B)(49G,35G)(8G)[42N,41B]()

USUAL STARTERS

OFFENSE		
FL	44	Elbert Dubention
LE	83	Bobby Crockett
LT	77	Stew Barber
LG	66	Billy Shaw
C	50	Al Bemiller
RG	67	Joe O'Donnell
RT	79	Dick Hudson
RE	82	Paul Costa
FB	30	Wray Carlton
HB	21	Bobby Burnett
QB	15	Jack Kemp

DEFENSE		
LE	72	Ron McDole
LT	78	Jim Dunaway
RT	70	Tom Sestak
RE	88	Tom Day
LLB	51	John Tracey
MLB	64	Harry Jacobs
RLB	58	Mike Stratton
LCB	27	Tom Janik
RCB	42	Butch Byrd
LS	45	Hagood Clarke
RS	26	George Saimes

PASSING	Att	Cmp	Yds	Cmp%	Yds/Att	TD	TD%	Int	Int%	Long	Sack/Lost	Rating
Kemp	389	166	2451	42.7	6.30	11	2.8	16	4.1	55	—	56.2
Lamonica	84	33	549	39.3	6.54	4	4.8	5	5.9	55	—	53.1
BILLS	473	199	3000	42.1	6.34	15	3.2	21	4.4	55	16/144	55.6
OPPONENTS	466	205	3307	44.0	7.10	22	4.7	29	6.2	—	32/249	58.1



1967 SEASON STATISTICS

4-10 | T-3RD IN AFL EAST | HEAD COACH JOE COLLIER

Date	W/L Score	Opponent	Attendance
9/10	W 20-17	NY Jets	45,748
9/17	L 3-20	Houston	41,384
9/24	L 0-23	Boston	45,748
10/1	L 17-37	San Diego	39,310
10/8	W 17-16	at Denver	35,188
10/15	L 20-24	Oakland	45,758
10/29	L 3-10	at Houston	30,060
11/5	W 35-13	Miami	31,622
11/12	L 10-20	at NY Jets	62,671
11/19	L 20-21	Denver	30,891
11/26	L 14-17	at Miami	27,050
12/3	L 13-23	at Kansas City	41,943
12/9	W 44-16	at Boston	20,627
12/24	L 21-28	at Oakland	30,738

TOTAL FIRST DOWNS	203	201
Rushing	65	73
Passing	119	106
Penalty	19	22
3rd Down: Made/Att	—	—
3rd Down Pct.	—	—
4th Down: Made/Att	—	—
4th Down: Pct.	—	—

POSSESSION AVG. — —

TOTAL NET YARDS	3588	3447
Avg per Game	256.3	246.2
Total Plays	850	857
Avg per Play	4.2	4.0

NET YARDS RUSHING	1271	1622
Avg per Game	90.8	115.9
Total Rushes	371	437

NET YARDS PASSING	2317	1825
Avg per Game	165.5	130.4
Sacked/Yards Lost	45/446	43/366
Gross Yards	2763	2191
Att./Completions	434/183	377/162
Completion Pct.	42.2	43.0
Had Intercepted	34	27
Had Intercepted	29	33

PUNTS/AVERAGE 77/43.1 74/41.0

NET PUNTING AVG. 37.9 —

PENALTIES/YARDS 74/828 51/507

FUMBLES/BALL LOST 32/13 26/9

TOUCHDOWNS	27	33
Rushing	9	11
Passing	14	17
Returns	4	5

SCORE BY PERIOD	Q1	Q2	Q3	Q4	PTS
BILLS	61	61	47	68	237
OPPONENTS	50	105	49	81	285

SCORING	TD	Ru	Pa	Rt	K-PAT	FG	S	Pts
Mercer	0	0	0	0	25/26	16/28	0	73
Lincoln	9	4	5	0	0/0	0/0	0	54
Powell	4	0	4	0	0/0	0/0	0	24
Carlton	3	3	0	0	0/0	0/0	0	18
Kemp	2	2	0	0	*1	0/0	0	14
Costa	2	0	2	0	0/0	0/0	0	12
Janik	2	0	2	0	0/0	0/0	0	12
Masters	2	0	2	0	0/0	0/0	0	12
Ledbetter	1	0	1	0	0/0	0/0	0	6
Sestak	1	0	0	1	0/0	0/0	0	6
Schottenheimer	1	0	0	1	0/0	0/0	0	6
BILLS	27	9	14	4	25/26	16/28	237	
OPP	33	11	17	5	32/33	17/38	285	

*2-Pt. Conversions: BILLS 1-1, OPPONENTS 0-0

SACKS: Dunaway 6.5, Sestak 6.5, Stratton 5.0, Tracey 4.5, Kindig 2.5, Prudhomme 2.5, Guidry 2.0, Frazier 1.0, McDole 1.0, Petrich 1.0, Meredith 0.5, Others 10.0
BILLS: 43.0
OPPONENTS: 45.0

RUSHING	No.	Yds	Avg	Long	TD
Lincoln	159	601	3.8	28	4
Carlton	107	467	4.4	21	3
Burnett	45	96	2.1	18	0
Bivins	15	58	3.9	43	0
Kemp	36	58	1.6	14	2
Spikes	4	9	2.3	6	0
Donaldson	3	-1	-0.3	2	0
Dubention	2	-17	-8.5	-1	0
BILLS	371	1271	3.4	43	9
OPP	437	1622	3.7	53	11

RECEIVING	No.	Yds	Avg	Long	TD
Lincoln	41	558	13.6	60†	5
Costa	39	726	18.6	63†	2
Dubention	25	384	15.4	42	0
Powell	20	346	17.3	37†	4
Masters	20	274	13.7	28	2
Burnett	11	114	10.4	38	0
Ledbetter	9	161	17.9	60	1
Carlton	9	97	10.8	24	0
Rutkowski	6	59	9.8	17	0
Donaldson	1	20	20.0	20	0
Tracey	1	15	15.0	15	0
Spikes	1	9	9.0	9	0
BILLS	183	2763	15.1	63†	14
OPP	162	2191	13.5	56	17

INTERCEPTIONS	No.	Yds	Avg	Long	TD
Janik	10	222	22.2	46	2
Byrd	5	25	5.0	12	0
Schottenheimer	3	88	29.3	45†	1
Edgersen	2	25	12.5	25	0
Saimes	2	14	7.0	14	0
Dunaway	1	8	8.0	8	0
Meredith	1	8	8.0	8	0
McDole	1	5	5.0	5	0
Stratton	1	3	3.0	3	0
Tracey	1	3	3.0	3	0
BILLS	27	401	14.9	46	3
OPP	34	554	16.3	—	2

PUNTING	No.	Yds	Avg	Net	TB	In	Lg	B
Maguire	77	3320	43.1	37.9	5	16	64	0
BILLS	77	3320	43.1	37.9	5	16	64	0
OPP	74	3032	41.0	—	—	—	—	—

PUNT RETURNS	Ret	FC	Yds	Avg	Long	TD
Byrd	30	5	142	4.7	19	0
Rutkowski	15	4	43	2.9	12	0
King	1	0	12	12.0	12	0
Edgersen	1	0	2	2.0	2	0
BILLS	47	9	199	4.2	19	0
OPP	33	—	301	9.1	—	0

KICKOFF RETURNS	No.	Yds	Avg	Long	TD
Bivins	16	380	23.8	55	0
Smith	16	346	21.6	64	0
King	12	316	26.3	38	0
Rutkowski	3	71	23.7	38	0
Meredith	3	0	0.0	0	0
Guidry	1	0	0.0	0	0
BILLS	51	1113	21.8	64	0
OPP	56	1292	23.1	—	0

FIELD GOALS	1-19	20-29	30-39	40-49	50+
Mercer	3-3	3-6	4-5	5-13	1-1
BILLS	3-3	3-6	4-5	5-13	1-1
OPP	3-6	6-10	5-7	3-12	0-3

Mercer: {46B,51G,43G}{47G,40N}{49N,20N,40N}{26G}{32G}{ }{47G,22N}{ }{48B,17G,36N}{42N,48N,43G,21G,44N,24N}{ }{35G,40G}{12G,11G,23G}{30G,39G}
OPPONENTS: {17N,32G,40N,35N}{22G,42G}{33G,23G,49N,20B,44N,44N,45G}{13B,32G,30G,25G}{48N,47N,14B,42N,45N}{54N,31G,53N}{25G}{51N}{48G,14G,29B,26N}{ }{24B,17G}{17G,25G,20G}{40N}{38N}

USUAL STARTERS

OFFENSE

FL	44	Elbert Dubention
LE	84	Art Powell
LT	77	Stew Barber
LG	66	Billy Shaw
C	50	Al Bemiller
RG	67	Joe O'Donnell
RT	79	Dick Hudson
RE	82	Paul Costa
FB	30	Wray Carlton
HB	20	Keith Lincoln
QB	15	Jack Kemp

DEFENSE

LE	72	Ron McDole
LT	78	Jim Dunaway
RT	70	Tom Sestak
RE	65	Remi Prudhomme
LLB	51	John Tracey
MLB	64	Harry Jacobs
RLB	58	Mike Stratton
LCB	24	Booker Edgersen
RCB	42	Butch Byrd
LS	27	Tom Janik
RS	26	George Saimes

PASSING	Att	Cmp	Yds	Cmp%	Yds/Att	TD	TD%	Int	Int%	Long	Sack/Lost	Rating
Kemp	369	161	2503	43.6	6.78	14	3.8	26	7.0	63†	—	50.0
Flores	64	22	260	34.4	4.06	0	0.0	8	12.5	59	—	8.1
Rutkowski	1	0	0	0.0	0.00	0	0.0	0	0.0	0	—	39.6
BILLS	434	183	2763	42.2	4.84	14	3.2	34	7.8	63†	45/446	41.9
OPPONENTS	377	162	2191	43.0	4.34	17	4.5	27	7.2	56	43/366	47.3



1968 SEASON STATISTICS

1-12-1 | 5TH IN AFL EAST | HEAD COACH JOHN RAUCH

Date	W/L Score	Opponent	Attendance
9/8	L 7-16	Boston	38,865
9/15	L 6-48	Oakland	43,056
9/22	L 23-34	at Cincinnati	24,405
9/29	W 37-35	NY Jets	38,044
10/5	L 7-18	Kansas City	40,748
10/12	T 14-14	at Miami	28,559
10/20	L 6-23	at Boston	21,082
10/27	L 7-30	Houston	34,339
11/3	L 21-25	at NY Jets	61,452
11/10	L 17-21	Miami	28,751
11/17	L 6-21	San Diego	27,993
11/24	L 32-34	at Denver	35,142
11/28	L 10-13	at Oakland	39,883
12/7	L 6-35	at Houston	34,110

BUF OPP

TOTAL FIRST DOWNS	159	210
Rushing	71	85
Passing	72	103
Penalty	16	22
3rd Down: Made/Att	—	—
3rd Down Pct.	—	—
4th Down: Made/Att	—	—
4th Down: Pct.	—	—

POSSESSION AVG. — —

TOTAL NET YARDS	3870	4225
Avg per Game	205.0	301.8
Total Plays	844	876
Avg per Play	3.4	4.8

NET YARDS RUSHING	1527	2021
Avg per Game	109.1	144.4
Total Rushes	400	505

NET YARDS PASSING	2689	2461
Avg per Game	95.9	157.4
Sacked/Yards Lost	39/391	31/273
Gross Yards	1741	2477
Att./Completions	405/168	340/143
Completion Pct.	41.5	42.1
Had Intercepted	28	22

PUNTS/AVERAGE 100/41.8 75/39.7

NET PUNTING AVG. 35.1 —

PENALTIES/YARDS 67/687 66/540

FUMBLES/BALL LOST 23/14 24/13

TOUCHDOWNS	22	41
Rushing	9	15
Passing	7	19
Returns	6	7

SCORE BY PERIOD	Q1	Q2	Q3	Q4	OT	PTS
BILLS	46	57	26	70	0	199
OPPONENTS	64	104	87	112	0	367

SCORING	TD	Ru	Pa	Rt	K-PAT	FG	S	PTS
Alford	0	0	0	0	15/15	14/24	0	57
McDermott	4	3	1	0	0/0	*1	0	26
Cappadonna	3	1	2	0	0/0	*1	0	20
Anderson	3	2	0	1	0/0	0/0	0	18

Costa	2	1	1	0	0/0	0/0	0	12
Edgerson	2	0	0	2	0/0	0/0	0	12
Moses	2	0	2	0	0/0	0/0	0	12
Byrd	1	0	0	1	0/0	0/0	0	6
Clarke	1	0	0	1	0/0	0/0	0	6
Gregory	1	1	0	0	0/0	0/0	0	6
Janik	1	0	0	1	0/0	0/0	0	6
Ledbetter	1	0	1	0	0/0	0/0	0	6
Rutkowski	1	1	0	0	0/0	0/0	0	6
Mercer	0	0	0	0	4/4	0/4	0	4
Guidry	0	0	0	0	0/0	0/0	1	2
BILLS	22	9	7	6	19/19	14/28	1	199
OPP	41	15	19	7	39/40	28/46	3	377

*2-Pt. Conversions: BILLS 2-3, OPPONENTS 0-0

SACKS: McDole 5.5, Sestak 5.0, Stratton 4.5, Guidry 3.5, Dunaway 3.0, Jacobs 2.0, Saimes 2.0, Tatarek 2.0, Day 1.5, Janik 1.0, Schottenheimer 1.0
BILLS: 31.0
OPPONENTS: 39.0

RUSHING	No.	Yds	Avg	Long	TD
Anderson	147	525	3.6	45	2
Gregory	52	283	5.4	67	1
Cappadonna	73	272	3.7	33t	1
McDermott	47	102	2.2	17	3
Rutkowski	20	96	4.8	33	1
Lincoln	26	84	3.2	24	0
Masters	6	70	11.7	35	0
Brown	3	39	13.0	27	0
Stephenson	4	30	7.5	12	0
Costa	2	11	5.5	6t	1
Darragh	13	11	0.8	8	0
McGuire	1	6	6.0	6	0
Patrick	1	2	2.0	2	0
Moses	5	-4	-0.8	19	0
BILLS	400	1527	3.8	67	9
OPP	505	2021	4.0	—	15

RECEIVING	No.	Yds	Avg	Long	TD
Moses	42	633	15.1	55t	2
Trapp	24	235	9.8	27	0
Anderson	22	140	6.4	23	0
McDermott	20	115	5.8	37	1
Cappadonna	18	92	5.1	21t	2
Costa	15	172	11.5	27	1
Masters	8	101	12.6	21	0
Crockett	6	76	12.7	23	0
Gregory	5	21	4.2	8	0
Ledbetter	4	94	23.5	43	1
Rutkowski	1	27	27.0	27	0
Patrick	1	5	5.0	5	0
Lincoln	1	3	3.0	3	0
Bemiller	1	0	0.0	0	0
BILLS	168	1714	10.2	55t	7
OPP	143	2477	17.3	—	19

INTERCEPTIONS	No.	Yds	Avg	Long	TD
Byrd	6	76	12.7	53t	1
Janik	3	137	45.7	100t	1
Edgerson	4	100	25.0	45t	2
McDole	2	47	23.5	42	0
Saimes	2	36	18.0	19	0
Pitts	2	21	10.5	17	0
Schottenheimer	1	22	27.0	21	0
Guidry	1	21	21.0	21	0
Stratton	1	15	15.0	15	0
BILLS	22	475	21.6	100t	4
OPP	28	472	16.9	65	6

PUNTING	No.	Yds	Avg	Net	TB	In	Lg	B
Maguire	100	4175	41.8	35.1	7	24	61	1
BILLS	100	3471	41.8	35.1	7	24	61	1
OPP	75	2978	39.7	—	—	—	—	—

PUNT RETURNS	Ref	FC	Yds	Avg	Long	TD
Clarke	29	2	241	8.3	82t	1
Rutkowski	8	3	23	2.9	10	0
Trapp	5	0	26	5.2	11	0
Byrd	2	1	11	5.5	11	0
BILLS	44	6	301	6.8	82t	1
OPP	45	—	521	11.6	—	1

KICKOFF RETURNS	No.	Yds	Avg	Long	TD
Anderson	39	971	24.9	100t	1
Brown	12	274	22.8	32	0
Mitchell	5	98	19.6	24	0
Rutkowski	5	87	17.4	26	0
Costa	5	68	13.6	33	0
Ledbetter	0	18	18.0	18	0
McDermott	1	16	16.0	16	0
Maguire	1	5	5.0	5	0
Barber	1	0	0.0	0	0
BILLS	69	1537	22.3	100t	1
OPP	49	1062	21.7	—	0

FIELD GOALS	1-19	20-29	30-39	40-49	50+
Alford	4-4	5-5	2-5	1-8	1-2
Mercer	0-0	0-0	0-1	0-3	0-0
BILLS	4-4	5-5	2-6	1-11	1-2
OPP	11-11	7-8	9-12	1-10	0-5

Mercer: (42N,47B)(143N,38B)
Alford: (35G,41G,37G)(53G,20G,36N)(16G,11G)(45N)(32N)(22G)(25G,16G)(45N,45B,42N,18G)(41N,26G,52N,42N)(40N,28G,36G)
OPPONENTS: (10G,28G,30G)(44N,22G,9G)(11G,30B,39G,32N)(37N)(52B,51N,18G,12G,16G,15G)(41B)(39G,51N,20G,49N,16G)(39G,44B,22G,42N,19G)(26N,47B,32G,9G,32G,27G,35G,27G)(42N)(42N,25N,42G,12G)(50N,39G,50N,47N,33G)

USUAL STARTERS

OFFENSE

FL	25	Haven Moses
LE	28	Richard Trapp
LT	77	Stew Barber
LG	66	Billy Shaw
C	50	Al Bemiller
RG	61	Bob Kalsu
RT	62	Dick Cunningham
RE	82	Paul Costa
FB	36	Bob Cappadonna
HB	22	Max Anderson
QB	10	Dan Darragh

DEFENSE

LE	72	Ron McDole
LT	78	Jim Dunaway
RT	70	Tom Sestak
RE	89	Tom Day
LLB	59	Paul Guidry
MLB	64	Harry Jacobs
RLB	58	Mike Stratton
LCB	24	Booker Edgerson
RCB	42	Butch Byrd
LS	26	George Saimes
RS	27	Tom Janik

PASSING	Att	Cmp	Yds	Cmp%	Yds/Att	TD	TD%	Int	Int%	Long	Sack/Lost	Rating
Darragh	215	92	917	42.8	4.27	3	1.4	14	6.5	41	—	33.0
Rutkowski	100	41	380	41.0	3.80	0	0.0	6	6.0	37	—	27.1
Stephenson	79	29	364	36.7	4.61	4	5.1	7	8.9	55t	—	31.8
McDermott	3	2	35	66.7	11.67	0	0.0	0	0.0	27	—	106.3
Flores	5	3	15	60.0	3.00	0	0.0	1	20.0	12	—	25.0
Russell	2	1	3	50.0	1.50	0	0.0	0	0.0	3	—	56.3
Anderson	1	0	0	0.0	0.00	0	0.0	0	0.0	0	—	39.6
BILLS	405	168	1714	41.5	4.23	7	1.7	28	6.9	55t	39/371	51.2
OPPONENTS	340	143	2477	42.1	7.29	19	5.6	22	6.5	—	31/273	39.2



1969 SEASON STATISTICS

4-10 | T-3RD IN AFL EAST | HEAD COACH JOHN RAUCH

Date	W/L Score	Opponent	Attendance
9/14	L 19-33	NY Jets	46,165
9/21	L 6-17	Houston	40,146
9/28	W 41-28	Denver	40,302
10/5	L 14-28	at Houston	46,485
10/11	W 23-16	Boston	46,201
10/19	L 21-50	at Oakland	54,418
10/26	L 6-24	at Miami	39,837
11/2	L 7-29	Kansas City	45,844
11/9	L 6-16	at NY Jets	62,680
11/16	W 28-3	Miami	32,686
11/23	L 21-35	at Boston	25,584
11/30	W 16-13	Cincinnati	35,122
12/7	L 19-22	at Kansas City	47,112
12/14	L 6-45	at San Diego	47,582

TOTAL FIRST DOWNS

Rushing	224	236
Passing	83	106
Penalty	19	12

3rd Down: Made/Att	—	—
3rd Down Pct.	—	—
4th Down: Made/Att	—	—
4th Down: Pct.	—	—

POSSESSION AVG.

BUF	OPP
224	236

Rushing	83	106
Passing	122	118
Penalty	19	12

NET YARDS RUSHING

3rd Down: Made/Att	—	—
3rd Down Pct.	—	—
4th Down: Made/Att	—	—
4th Down: Pct.	—	—

NET YARDS PASSING

3rd Down: Made/Att	—	—
3rd Down Pct.	—	—
4th Down: Made/Att	—	—
4th Down: Pct.	—	—

PUNTS/AVERAGE

3rd Down: Made/Att	—	—
3rd Down Pct.	—	—
4th Down: Made/Att	—	—
4th Down: Pct.	—	—

NET PUNTING AVG.

3rd Down: Made/Att	—	—
3rd Down Pct.	—	—
4th Down: Made/Att	—	—
4th Down: Pct.	—	—

PENALTIES/YARDS

3rd Down: Made/Att	—	—
3rd Down Pct.	—	—
4th Down: Made/Att	—	—
4th Down: Pct.	—	—

FUMBLES/BALL LOST

3rd Down: Made/Att	—	—
3rd Down Pct.	—	—
4th Down: Made/Att	—	—
4th Down: Pct.	—	—

TOUCHDOWNS

3rd Down: Made/Att	—	—
3rd Down Pct.	—	—
4th Down: Made/Att	—	—
4th Down: Pct.	—	—

RUSHING

3rd Down: Made/Att	—	—
3rd Down Pct.	—	—
4th Down: Made/Att	—	—
4th Down: Pct.	—	—

RECEIVING

3rd Down: Made/Att	—	—
3rd Down Pct.	—	—
4th Down: Made/Att	—	—
4th Down: Pct.	—	—

SCORE BY PERIOD	Q1	Q2	Q3	Q4	OT	PTS
BILLS	46	47	77	60	0	230
OPPONENTS	84	106	52	117	0	359

SCORING	TD	Ru	Pa	Rt	K-PAT	FG	S	PTS
Alford	0	0	0	0	23/24	17/26	0	74
Moses	5	0	5	0	0/0	0/0	0	30
Briscoe	5	0	5	0	0/0	0/0	0	30
Simpson	5	2	3	0	0/0	0/0	0	30
Enyart	3	1	2	0	0/0	0/0	0	18
Patrick	3	3	0	0	0/0	0/0	0	18
Anderson	1	1	0	0	0/0	0/0	0	6
Byrd	1	0	1	0	0/0	0/0	0	6
Edgerson	1	0	0	1	0/0	0/0	0	6
Masters	1	0	1	0	0/0	0/0	0	6
Grate	1	0	1	0	0/0	0/0	0	6
BILLS	26	7	17	2	23/24	17/26	23	60
OPP	40	17	21	2	39/40	26/41	359	

2-Pt. Conversions: BILLS 0-2, OPPONENTS 0-0

SACKS: Tatarek 6.0, Stratton 5.5, McDole 5.0, McBath 3.0, Saines 2.0, Chandler 1.0, Guidry 1.0, Harvey 1.0, Jacobs 1.0, Richardson 1.0, Dunaway 0.5, Others 4.0
BILLS: 31.0
OPPONENTS: 42.0

RUSHING

No.	Yds	Avg	Long	TD	
Simpson	181	697	3.9	32	2
Patrick	83	361	4.3	72	3
Enyart	47	191	4.1	26	1
Kemp	37	124	3.4	13	0
Anderson	13	74	5.7	16	1
Harris	10	25	2.5	9	0
Ridlehuber	4	25	6.3	11	0
Darragh	6	14	2.3	8	0
Sherman	2	14	7.0	10	0
Masters	1	-3	-3.0	-3	0
BILLS	384	1522	4.0	72	7
OPP	454	1858	4.1	44	17

RECEIVING

No.	Yds	Avg	Long	TD	
Moses	39	752	19.3	55	5
Patrick	35	229	6.5	19	0
Masters	33	387	11.7	31	1
Briscoe	32	532	16.6	50	5
Simpson	30	343	11.4	55	3
Enyart	19	186	9.8	32	2
Thornton	14	134	9.6	21	0
Anderson	7	65	9.3	22	0
Crockett	4	50	12.5	19	0
Grate	1	19	19.0	19	1
James	1	19	19.0	19	0
BILLS	215	2716	12.6	55	17
OPP	175	2772	15.8	62	21

INTERCEPTIONS

No.	Yds	Avg	Long	TD	
Byrd	7	95	13.6	32	1
Saines	3	47	15.7	28	0
Guidry	2	39	19.5	39	0
Pitts	2	40	20.0	38	0
Richardson	2	17	8.5	17	0
Jacobs	2	13	6.5	12	0
Edgerson	1	0	0.0	0	0
BILLS	19	251	13.2	39	1
OPP	30	449	15.0	51	2

PUNTING	No.	Yds	Avg	Net	TB	In	Lg	B
Maguire	78	3471	44.5	37.5	4	19	78	1
BILLS	78	3471	44.5	37.5	4	19	78	1
OPP	62	2647	42.7	—	—	—	57	—

PUNT RETURNS

Ret	FC	Yds	Avg	Long	TD	
Anderson	19	4	142.7	7.5	30	0
Byrd	7	2	37	5.3	32	0
Reeves	2	2	3	1.5	3	0
Ridlehuber	1	0	3	3.0	3	0
James	1	0	2	2.0	2	0
Richardson	1	0	0	0.0	0	0
BILLS	31	8	187	6.0	32	0
OPP	45	—	466	10.4	—	—

KICKOFF RETURNS

No.	Yds	Avg	Long	TD	
Thornton	30	749	25.0	58	0
Simpson	21	529	25.2	73	0
Anderson	4	86	21.5	28	0
Crawford	3	74	24.7	31	0
Collins	2	14	7.0	14	0
Enyart	1	12	12.0	12	0
Harvey	1	11	11.0	11	0
BILLS	62	1475	23.8	73	0
OPP	55	1322	24.0	—	—

FIELD GOALS

1-19	20-29	30-39	40-49	50+	
Alford	5-6	7-10	4-5	1-5	0-0
BILLS	5-6	7-10	4-5	1-5	0-0
OPP	5-5	9-11	6-9	5-14	1-2

Alford: (35G,10G)(14G)(39B,27G,30G)(44N)
 (24G,22G,22G)(114G,22N,9G)(45N)(13B,
 28N,43N,20G,29G)(1133G,24G,35G,24B)
 (16G,47N,44G)(1
 OPPONENTS: (9G,26G,41G,45N,21G)(21G,23N)
 (30N)(54N,44B,40N,45N)(47N,32G,29N)
 (20G,36G)(12G)(47G,34G,37G,44G,18G)
 (37G,25G,47N,47G)(21G,37N)(49N,30N)
 (16G,26G,45N)(52G,8G,47G,20G,25G)(33G,48N)

USUAL STARTERS

OFFENSE		
LT	77	Stew Barber
LG	66	Billy Shaw
C	50	Al Bemiller
RG	67	Joe O' Donnell
RT	79	Paul Costa
TE	87	Billy Masters
WR	25	Haven Moses
RB	30	Wayne Patrick
RB	32/33	OJ Simpson
QB	15	Jack Kemp
DEFENSE		
LE	72	Ron McDole
LT	78	Jim Dunaway
RT	71	Bob Tatarek
RE	76	Mike McBath
LLB	59	Paul Guidry (8)
	52	Edgar Chandler (6)
MLB	64	Harry Jacobs
RLB	58	Mike Stratton
LCB	24	Booker Edgerson
RCB	42	Butch Byrd
LS	48	John Pitts
RS	26	George Saines (5)
	47	Pete Richardson (5)

PASSING	Att	Cmp	Yds	Cmp%	Yds/Att	TD	TD%	Int	Int%	Long	Sack/Lost	Rating
Kemp	344	170	1981	49.4	5.76	13	3.8	22	6.4	55	21/187	53.2
Darragh	52	24	365	46.2	7.02	1	1.9	6	11.5	53	11/103	36.6
Harris	36	15	270	41.7	7.50	1	2.8	1	2.8	55	9/70	65.7
Flores	5	2	16	40.0	3.20	0	0.0	0	0.0	—	1/11	48.8
Sherman	2	2	20	100.0	10.00	1	50.0	0	0.0	19	0/0	147.9
Ridlehuber	1	1	45	100.0	45.00	1	100.0	0	0.0	45	0/0	158.3
Maguire	1	1	19	100.0	19.00	0	0.0	0	0.0	19	0/0	118.8
Briscoe	1	0	0	0.0	0.00	0	0.0	1	100.0	0	0/0	—
Anderson	1	0	0	0.0	0.00	0	0.0	0	0.0	0	0/0	39.6
BILLS	442	215	2716	48.6	6.14	17	3.8	30	6.8	55	42/371	66.1
OPPONENTS	368	175	2772	47.6	7.53	21	5.7	19	5.2	62	31/296	70.6



1970 SEASON STATISTICS

3-10-1 | 4TH IN AFC EAST | HEAD COACH JOHN RAUCH

Date	W/L Score	Opponent	Attendance
9/20	L 10-25	Denver	34,882
9/27	L 0-19	Los Angeles	46,206
10/4	W 34-31	NY Jets	46,206
10/11	L 10-23	at Pittsburgh	42,140
10/18	L 14-33	Miami	41,312
10/25	W 10-6	at NY Jets	62,712
11/1	W 45-10	at Boston	31,148
11/8	L 14-43	Cincinnati	43,587
11/15	T 17-17	at Baltimore	60,240
11/22	L 13-31	at Chicago	41,015
11/29	L 10-14	Boston	31,427
12/6	L 6-20	at NY Giants	62,870
12/13	L 14-20	Baltimore	34,346
12/20	L 7-45	at Miami	70,990

BUF OPP

TOTAL FIRST DOWNS	203	213
Rushing	71	87
Passing	120	103
Penalty	12	23
3rd Down: Made/Att	—	—
3rd Down Pct.	—	—
4th Down: Made/Att	—	—
4th Down: Pct.	—	—

POSSESSION AVG. — —

TOTAL NET YARDS	3895	3806
Avg per Game	278.2	271.9
Total Plays	822	853
Avg per Play	4.7	4.5

NET YARDS RUSHING	1465	1718
Avg per Game	104.6	122.7
Total Rushes	367	484

NET YARDS PASSING	2430	2088
Avg per Game	173.6	149.1
Sacked/Yards Lost	53/486	31/246
Gross Yards	2916	2334
Att./Completions	402/213	338/157
Completion Pct.	53.0	46.4
Had Intercepted	26	11

PUNTS/AVERAGE 83/38.9 76/43.9

NET PUNTING AVG. 34.9 —

PENALTIES/YARDS 99/1108 73/814

FUMBLES/BALL LOST 37/26 23/15

TOUCHDOWNS	25	35
Rushing	8	16
Passing	13	15
Returns	4	4

SCORE BY PERIOD	Q1	Q2	Q3	Q4	OT	PTS
BILLS	54	70	21	59	0	204
OPPONENTS	67	96	84	90	0	337

SCORING	Td	Ru	Pa	Rt	K-PAT	FG	S	Pts
Guthrie	0	0	0	0	24/25	10/19	0	54
Briscoe	8	0	8	0	0/0	0/0	0	48
Simpson	6	5	0	1	0/0	0/0	0	36
Grate	2	0	2	0	0/0	0/0	0	12
Jones	2	1	0	1	0/0	0/0	0	12
Moses	2	0	2	0	0/0	0/0	0	12
Byrd	1	0	0	1	0/0	0/0	0	6
Chandler	1	0	0	1	0/0	0/0	0	6
Enyart	1	0	1	0	0/0	0/0	0	6
Pate	1	1	0	0	0/0	0/0	0	6
Patrick	1	1	0	0	0/0	0/0	0	6
BILLS	25	8	13	4	24/25	10/19	204	
OPP	35	16	15	4	35/35	30/46	337	

SACKS: Cowlings 5.0, Guidry 4.0, McDole 3.0, McBeth 2.0, Dunaway 1.5, Stratton 1.5, Chandler 1.0, McCaffrey 1.0, Richardson 1.0, Tatarek 1.0, Others 10.0
BILLS: 31.0
OPPONENTS 53.0

RUSHING	No.	Yds	Avg	Long	TD
Simpson	120	488	4.1	56t	5
Patrick	66	259	3.9	20	1
Shaw	39	210	5.4	20	0
Enyart	58	196	3.4	17	0
Pate	46	162	3.5	18	1
Jones	31	113	3.6	17	1
Darragh	1	26	26.0	26	0
Briscoe	3	19	6.3	11	0
Harris	3	-8	-2.7	1	0
BILLS	367	1465	4.0	56t	8
OPP	484	1718	3.5	53	16

RECEIVING	No.	Yds	Avg	Long	TD
Briscoe	57	1036	18.2	48	8
Moses	39	726	18.6	45	2
Enyart	35	235	6.7	37t	1
Pate	19	103	5.4	21	0
Patrick	16	142	8.9	38	0
Denney	14	201	14.4	31	0
Simpson	10	139	13.9	36	0
Jones	8	89	11.1	34	0
Grate	7	147	21.0	32	2
Alexander	4	51	12.8	16	0
Moss	2	31	15.5	22	0
Glosson	2	16	8.0	14	0
BILLS	213	2916	13.7	48	13
OPP	157	2334	14.9	72t	15

INTERCEPTIONS	No.	Yds	Avg	Long	TD
Richardson	5	46	9.2	22	0
Byrd	4	63	15.8	33	1
Chandler	1	59	59.0	59t	1
Pitts	1	11	11.0	11	0
BILLS	11	179	16.3	59t	2
OPP	26	334	12.8	86	0

PUNTING	No.	Yds	Avg	Net	Tb	In	Lg	B
Maguire	83	3228	38.9	34.9	2	13	58	1
BILLS	83	3228	38.9	34.9	2	13	58	1
OPP	76	3343	44.0	—	—	—	57	0

PUNT RETURNS	Ret	FC	Yds	Avg	Long	TD
Pharr	23	4	184	8.0	54	0
Hill	19	2	102	5.4	24	0
Allen	2	2	10	5.0	8	0
Alexander	1	1	2	2.0	2	0
BILLS	45	9	298	6.6	54	0
OPP	42	23	291	6.9	45	0

KICKOFF RETURNS	No.	Yds	Avg	Long	TD
Alexander	12	204	17.0	30	0
Hill	9	165	18.3	31	0
Simpson	7	333	47.6	95t	1
Jones	7	162	23.1	52t	1
Moss	6	131	21.8	56	0
Glosson	4	61	15.3	21	0
Enyart	3	60	20.0	22	0
Patrick	3	38	12.7	15	0
Collins	2	17	8.5	10	0
McCaffrey	2	15	7.5	8	0
Laster	2	8	4.0	8	0
Pate	1	21	21.0	21	0
Andrews	1	16	16.0	16	0
McBeth	1	7	7.0	7	0
Pharr	1	6	6.0	6	0
Costa	1	0	0.0	0	0
BILLS	62	1244	20.1	95t	2
OPP	46	1112	24.2	95t	1

FIELD GOALS	1-19	20-29	30-39	40-49	50+
Guthrie	3-3	3-4	2-3	1-4	1-5
BILLS	3-3	3-4	2-3	1-4	1-5
OPP	4-4	8-9	9-15	9-16	0-2

Guthrie: (16G)(110G,40G)(52G,39N)(42N)(52N,46N,9G)(20G,47N)(23B)(36G,55N)(50N)(37G)(23G,28G,51N)(11)
OPPONENTS: (40N,27G,48G,31G)(21G,19G,46G,40N,21G,34N)(22G,44N,46N,45N,32N,38N)(29G,49G,51N,42G)(46G,42G,47G,30G)(50N,29G,33G)(32G,34N)(22G,30G,13G,34G,43)(28N,37N,17G)(36N,37G)(148N,43N,26G,15G)(32G,38G)(43G)

USUAL STARTERS

OFFENSE

WR	25	Haven Moses
LT	54	Howard Kindig (8)
	75	Art Laster (6)
LG	73	Richard Cheek
C	57	Frank Marchlewski
RG	67	Joe O'Connell
RT	79	Paul Costa
TE	84	Austin Denney
WR	86	Marlin Briscoe
RB	30	Wayne Patrick
RB	32	OJ Simpson
QB	16	Dennis Shaw

DEFENSE

LE	72	Ron McDole
LT	78	Jim Dunaway
RT	65	Wadley Harvey
RE	82	Al Cowlings
LLB	59	Paul Guidry
MLB	52	Edgar Chandler
RLB	58	Mike Stratton
LCB	20	Robert James
RCB	42	Butch Byrd
LS	48	John Pitts
RS	47	Pete Richardson

PASSING	Att	Cmp	Yds	Cmp%	Yds/Att	TD	TD%	Int	Int%	Long	Sack/Lost	Rating
Shaw	321	178	2507	55.5	7.81	10	3.1	20	6.2	—	41/387	65.3
Harris	50	24	338	48.0	6.76	3	6.0	4	8.0	—	7/63	56.9
Darragh	29	11	71	37.9	2.45	0	0.0	2	6.9	—	5/36	17.5
Simpson	2	0	0	0.0	0.00	0	0.0	0	0.0	0	0/0	39.6
BILLS	402	213	2916	53.0	7.25	13	3.2	26	6.5	48	53/486	60.3
OPPONENTS	338	157	2334	46.4	6.91	15	4.4	11	3.3	72t	31/246	70.8



1971 SEASON STATISTICS

1-13 | 5TH IN AFC EAST | HEAD COACH HARVEY JOHNSON

Date	W/L Score	Opponent	Attendance
9/19	L 37-49	Dallas	46,206
9/26	L 14-29	Miami	45,139
10/3	L 0-19	at Minnesota	47,900
10/10	L 0-43	Baltimore	46,206
10/17	L 17-28	at NY Jets	61,498
10/23	L 3-20	at San Diego	49,261
10/31	L 23-28	St. Louis	40,040
11/7	L 0-34	at Miami	61,061
11/14	L 33-38	at New England	57,446
11/21	L 7-20	NY Jets	41,577
11/28	W 27-20	New England	27,166
12/5	L 0-24	at Baltimore	58,476
12/12	L 14-20	Houston	28,107
12/19	L 9-22	at Kansas City	48,121

TOTAL FIRST DOWNS	185	250
Rushing	68	135
Passing	96	101
Penalty	21	14
3rd Down: Made/Att	—	—
3rd Down Pct.	—	—
4th Down: Made/Att	—	—
4th Down: Pct.	—	—

POSSESSION AVG.	—	—
-----------------	---	---

TOTAL NET YARDS	3326	4604
Avg per Game	237.6	328.9
Total Plays	770	895
Avg per Play	4.3	5.1

NET YARDS RUSHING	1337	2496
Avg per Game	95.5	178.3
Total Rushes	320	562

NET YARDS PASSING	1989	2108
Avg per Game	142.1	150.6
Sacked/Yards Lost	49/421	30/225
Gross Yards	2410	2333
Att./Completions	401/202	303/157
Completion Pct.	50.4	51.8
Had Intercepted	32	11

PUNTS/AVERAGE	75/40.9	66/39.0
---------------	---------	---------

NET PUNTING AVG.	33.3	—
------------------	------	---

PENALTIES/YARDS	74/691	89/883
-----------------	--------	--------

FUMBLES/BALL LOST	33/16	17/11
-------------------	-------	-------

TOUCHDOWNS	21	45
Rushing	6	21
Passing	12	20
Returns	3	4

SCORE BY PERIOD	Q1	Q2	Q3	Q4	OT	PTS
BILLS	38	62	43	41	0	184
OPPONENTS	82	110	83	119	0	394

SCORING	TD	Ru	Pa	Rt	K-PAT	FG	S	Pts		
Leyboldt	0	0	0	12	12	9	15	0	39	
Briscoe	5	0	5	0	0	0	0	0	30	
Simpson	5	5	0	0	0	0	0	0	30	
Guthrie	0	0	0	0	8	9	3	10	0	17
I. Hill	2	0	1	1	0	0	0	0	0	12
J.D. Hill	2	0	2	0	0	0	0	0	0	12
Moses	2	0	2	0	0	0	0	0	0	12
James	1	0	0	1	0	0	0	0	0	6
G. Jones	1	0	1	0	0	0	0	0	0	6
Koy	1	0	1	0	0	0	0	0	0	6
Patrick	1	1	0	0	0	0	0	0	0	6
Wyatt	1	0	0	1	0	0	0	0	0	6
E. Chandler	0	0	0	0	0	0	0	0	0	1
BILLS	21	6	12	3	20	21	12	25	1	184
OPP	45	21	20	4	45	45	25	38	3	94

SACKS: Cowlings 7.5, Snowden 5.5, Guidry 5.0, Tatarek 4.0, McBath 2.0, Andrews 1.5, Dunaway 1.0, Gant 1.0, Richardson 1.0, Hurston 0.5, Team 1.0
BILLS: 30.0
OPPONENTS: 49.0

RUSHING	No.	Yds	Avg	Long	TD
Simpson	183	742	4.1	46t	5
Patrick	79	332	4.2	41	1
Braxton	21	84	4.0	14	0
Shaw	14	82	5.9	12	0
G. Jones	16	53	3.3	11	0
Harris	6	42	7.0	13	0
J.D. Hill	1	2	2.0	2	0
BILLS	320	1337	4.2	46t	6
OPP	562	2496	4.4	45t	21

RECEIVING	No.	Yds	Avg	Long	TD
Briscoe	44	603	13.7	75t	5
Patrick	36	327	9.1	62	0
Moses	23	470	20.4	73t	2
Simpson	21	162	7.7	38	0
Braxton	18	141	7.8	25	0
G. Jones	16	113	7.1	21	1
White	13	130	10.0	21	0
J.D. Hill	11	216	19.6	47t	2
Koy	10	133	13.3	22	1
B. Chandler	5	60	12.0	20	0
I. Hill	5	55	11.0	26t	1
BILLS	202	2410	11.9	75t	12
OPP	157	2333	14.9	80t	20

INTERCEPTIONS	No.	Yds	Avg	Long	TD
James	4	25	6.3	25	0
Pitts	2	12	6.0	12	0
Wyatt	1	30	30.0	30	0
E. Chandler	1	13	13.0	13	0
Guidry	1	13	13.0	13	0
Andrews	1	0	0.0	0	0
Richardson	1	0	0.0	0	0
BILLS	11	93	8.5	30	0
OPP	32	418	13.1	53	3

PUNTING	No.	Yds	Avg	Net	Tb	In	Lg	B
S. Jones	72	2966	41.2	—	6	10	62	1
Chapple	3	101	33.7	—	0	0	47	0
BILLS	75	3067	40.9	33.3	6	10	62	1
OPP	66	2575	39.0	—	—	—	62	—

PUNT RETURNS	Ref	FC	Yds	Avg	Long	TD
I. Hill	14	2	133	9.5	68t	1
Wyatt	23	3	188	8.2	61t	1
Beamer	7	5	22	3.1	10	0
Allen	0	1	0	0.0	0	0
BILLS	44	11	343	7.8	68t	2
OPP	40	16	446	11.2	50	0

KICKOFF RETURNS	No.	Yds	Avg	Long	TD
Wyatt	30	762	25.4	39	0
Beamer	20	394	19.7	44	0
I. Hill	12	280	23.3	36	0
Braxton	5	90	18.0	28	0
Simpson	4	107	26.8	43	0
Kindig	2	16	8.0	8	0
G. Jones	1	24	24.0	24	0
BILLS	74	1673	22.6	44	0
OPP	42	971	23.1	60	0

FIELD GOALS	1-19	20-29	30-39	40-49	50+
Leyboldt	3-3	0-2	1-1	5-6	0-3
Guthrie	0-0	0-1	1-2	1-5	1-2
BILLS	3-3	0-3	2-3	6-1	1-5
OPP	7-7	3-5	4-11	11-14	0-1

Guthrie: (40G, 49N)(44N)(49B)(49N)(51G)(35N, 22B, 36G, 48N)
 Leyboldt: () (50N)(17G, 48G, 17G, 12G)(28N, 40N)(49N, 48G, 41G)(22N, 55B)() (45G, 31G, 49G)
 OPPONENTS: () (15G, 46G, 13G, 9G, 48G, 35B)(44B, 40G)(42G, 28G)(37N)(9G, 10G)(34B)(48G, 24G)(38G)(42N, 33N, 37G, 31G)(40G, 17G)(39N, 37N, 29N, 13G)(44G, 38N, 44G, 53N)(48G, 23G, 25N, 48G, 45G, 47N, 34G)

USUAL STARTERS

OFFENSE

WR	25	Haven Moses
LT	62	Lever Carr (7)
	68	Willie Young (7)
LG	61	Jim Reilly
C	51	Bruce Jarvis
RG	67	Joe O' Donnell (7)
	62	Lever Carr (7)
RT	74	Donnie Green
TE	80	Jan White
WR	86	Marlin Briscoe
RB	30	Wayne Patrick
RB	32	OJ Simpson
QB	16	Dennis Shaw

DEFENSE

LE	82	Al Cowlings
LT	78	Jim Dunaway
RT	71	Bob Tatarek
RE	75	Cal Snowden
LLB	59	Paul Guidry
MLB	52	Edgar Chandler
RLB	56	Al Andrews
LCB	20	Robert James
RCB	41	Alvin Wyatt
LS	48	John Pitts
RS	47	Pete Richardson (7)
	21	Jackie Allen (7)

PASSING	Att	Cmp	Yds	Cmp%	Yds/Att	TD	TD%	Int	Int%	Long	Sack/Lost	Rating
Shaw	291	149	1813	51.2	6.23	11	3.8	26	8.9	75t	33/276	46.1
Harris	103	51	512	49.5	4.97	1	1.0	6	5.8	62	16/145	43.0
Briscoe	2	1	36	50.0	18.00	0	0.0	0	0.0	36	0/0	95.8
Braxton	3	1	49	33.3	16.33	0	0.0	0	0.0	49	0/0	81.9
Simpson	2	0	0	0.0	—	0	0.0	0	0.0	0	0/0	39.6
BILLS	401	202	2410	50.4	6.01	12	3.0	32	8.0	75t	49/421	45.8
OPPONENTS	303	157	2333	51.8	7.70	20	6.6	11	3.6	80t	30/225	84.0



1972 SEASON STATISTICS

4-9-1 | 4TH IN AFC EAST | HEAD COACH LOU SABAN

Date	W/L Score	Opponent	Attendance
9/17	L 24-41	NY Jets	46,206
9/24	W 27-20	San Francisco	45,845
10/1	L 0-17	Baltimore	46,206
10/8	W 38-14	New England	41,749
10/15	L 16-28	at Oakland	53,501
10/22	L 23-24	at Miami	80,010
10/29	L 21-38	Pittsburgh	45,882
11/5	L 16-30	Miami	46,206
11/12	L 3-41	at NY Jets	62,853
11/19	W 27-24	at New England	60,999
11/26	L 10-27	at Cleveland	70,104
12/3	L 7-35	at Baltimore	55,390
12/10	T 21-21	Detroit	41,583
12/17	W 24-17	at Washington	53,039

TOTAL FIRST DOWNS

Rushing	221	249
Passing	104	125
Penalty	98	95
3rd Down: Made/Att	19	29
3rd Down Pct.	69/198	78/186
4th Down: Made/Att	34.5	41.9
4th Down: Pct.	—	—

POSSESSION AVG.

—	—
---	---

TOTAL NET YARDS

Avg per Game	3733	4183
Total Plays	266.6	298.8
Avg per Play	877	862
	4.3	4.9

NET YARDS RUSHING

Avg per Game	2132	2232
Total Rushes	152.3	159.4
	512	532

NET YARDS PASSING

Avg per Game	1601	1951
Sacked/Yards Lost	114.4	139.4
Gross Yards	49/411	22/197
Att./Completions	2012	2148
Completion Pct.	316/164	308/131
Had Intercepted	51.9	42.5
	24	23

PUNTS/AVERAGE

80/38.8	65/39.5
---------	---------

NET PUNTING AVG.

33.7	—
------	---

PENALTIES/YARDS

87/900	78/685
--------	--------

FUMBLES/BALL LOST

29/15	20/8
-------	------

TOUCHDOWNS

Rushing	30	47
Passing	11	26
Returns	16	19
	3	2

SCORE BY PERIOD

	Q1	Q2	Q3	Q4	OT	PTS
BILLS	35	95	38	89	0	257
OPPONENTS	79	92	89	117	0	377

SCORING	TD	Ru	Pa	Rt	K-PAT	FG	S	Pts
Leyboldt	0	0	0	0	29/30	16/24	0	77
Braxton	6	5	1	0	0/0	0/0	0	36
Simpson	6	6	0	0	0/0	0/0	0	36
Hill	5	0	5	0	0/0	0/0	0	30
Chandler	5	0	5	0	0/0	0/0	0	30
White	2	0	2	0	0/0	0/0	0	12
Greene	1	0	0	1	0/0	0/0	0	6
Jackson	1	0	1	0	0/0	0/0	0	6
Lee	1	0	0	1	0/0	0/0	0	6
Moses	1	0	1	0	0/0	0/0	0	6
Patrick	1	0	1	0	0/0	0/0	0	6
Wyatt	1	0	0	1	0/0	0/0	0	6
BILLS	30	11	16	3	29/30	16/24	257	
OPP	47	26	19	2	47/47	16/27	377	

SACKS: Patulski 5.0, Cowlings 4.0, Croft 3.5, Guidry 3.0, Washington 2.5, Tyler 1.0, Wyatt 1.0, Greene 1.0, Lee 1.0
BILLS: 22.0
OPPONENTS: 49.0

RUSHING	No.	Yds	Avg	Long	TD
Simpson	292	1251	4.3	94t	6
Braxton	116	453	3.9	21	5
Patrick	35	130	3.7	9	0
Shaw	35	138	3.9	16	0
Jackson	17	57	3.4	15	0
Chandler	3	27	9.0	16	0
Hart	5	19	3.8	16	0
Taliaferro	5	19	3.8	14	0
Jones	2	18	9.0	10	0
Hill	1	11	11.0	11	0
Koy	1	9	9.0	9	0
BILLS	512	2132	4.2	94t	11
OPP	532	2232	4.2	33	26

RECEIVING	No.	Yds	Avg	Long	TD
Hill	52	754	14.5	58t	5
Chandler	33	528	16.0	43t	5
Simpson	27	198	7.3	25	0
Braxton	24	232	9.7	25	1
White	12	148	12.3	18	2
Patrick	8	42	5.3	10	1
Moses	3	60	20.0	25t	1
Jackson	2	21	10.5	13t	1
Harrison	1	16	16.0	16	0
Koy	1	9	9.0	9	0
Washington	1	4	4.0	4	0
BILLS	164	2012	12.3	58t	16
OPP	131	2148	16.4	63t	19

INTERCEPTIONS	No.	Yds	Avg	Long	TD
Lee	6	155	25.8	61	1
Tyler	4	61	15.3	27	0
Wyatt	4	52	13.0	49t	1
Greene	3	45	15.0	39t	1
Farley	1	42	42.0	42	0
Pitts	1	10	10.0	10	0
Washington	1	4	4.0	4	0
Guidry	1	0	0.0	0	0
James	1	0	0.0	0	0
Stratton	1	0	0.0	0	0
BILLS	23	369	16.0	61	3
OPP	24	205	8.5	36	1

PUNTING	No	Yds	Avg	Net	TB	In	Lg	B
Jones	80	3104	38.8	33.7	4	15	67	1
BILLS	80	3104	38.8	33.7	4	15	67	1
OPP	65	2570	39.5	—	—	—	55	0

PUNT RETURNS	Ret	FC	Yds	Avg	Long	TD
Wyatt	11	5	85	7.7	27	0
Cole	7	6	35	5.0	12	0
Hill	4	1	24	6.0	12	0
Greene	2	4	18	9.0	9	0
Harrison	1	2	2	2.0	2	0
BILLS	25	18	164	6.6	27	0
OPP	39	16	329	8.4	65	1

KICKOFF RETURNS

No.	Yds	Avg	Long	TD	
Wyatt	17	432	25.4	43	0
Cole	16	415	25.9	51	0
Greene	15	378	25.2	66	0
Koy	5	63	12.6	25	0
Selfridge	3	36	12.0	16	0
Hill	2	32	16.0	26	0
Simpson	1	21	21.0	21	0
Braxton	1	12	12.0	12	0
BILLS	60	1389	23.2	66	0
OPP	29	643	22.2	82	0

FIELD GOALS

1-19	20-29	30-39	40-49	50+	
Leyboldt	2-2	4-5	6-7	4-9	0-1
BILLS	2-2	4-5	6-7	4-9	0-1
OPP	3-3	4-4	6-9	2-10	1-1

Leyboldt: (48G)(32G,22G,35N)(42G)(11N)
 (47N,32G,31G,22G)(35G,34G,45G)(47N)
 (27N,28G)(9G)(44G,45G)(38G)(51N)(43N,41N)
 (23N)
 OPPONENTS: (35G,11G)(47G,35N,20G)
 (43N,30G,30N,45N)(40N)(54G)(29G)
 (33G,17G,16G)(26G,25G)(39N,36G)(33G,49G)
 (48N,47N)(48N,43N)(35G,49N)

USUAL STARTERS

OFFENSE		
WR	40	J.D. Hill
LT	78	Dave Foley
LG	67	Reggie McKenzie
C	68	Remi Prudhomme
RG	69	Robert Penchon
RT	74	Donnie Green
TE	80	Jan White
WR	81	Bob Chandler
RB	34	Jim Braxton
RB	32	OJ Simpson
QB	16	Dennis Shaw

DEFENSE

LE	85	Walt Patulski
LT	72	Don Croft
RT	77	Jerry Patton
RE	82	Al Cowlings
LLB	59	Paul Guidry
MLB	63	Dick Cunningham (7)
	56	Ken Lee (6)
RLB	58	Mike Stratton
LCB	20	Robert James
RCB	43	Tony Greene
LS	42	Maurice Tyler
RS	47	Leon Garror

PASSING	Att	Cmp	Yds	Cmp%	Yds/Att	TD	TD%	Int	Int%	Long	Sack/Lost	Rating
Shaw	258	136	1666	52.7	6.45	14	5.4	17	6.6	58t	37/320	63.5
Taliaferro	33	16	176	48.5	5.33	1	3.0	4	12.1	24	6/48	35.2
Hart	15	6	53	40.0	3.53	0	0.0	3	20.0	13	5/32	10.6
Simpson	8	5	113	62.5	14.13	1	12.5	0	0.0	34	1/11	145.8
Jones	2	1	4	50.0	2.00	0	0.0	0	0.0	4	0/0	56.3
BILLS	316	164	2012	51.9	6.37	16	5.1	24	7.6	58t	49/411	57.1
OPPONENTS	308	131	2148	42.5	6.97	19	6.2	23	7.5	63t	22/197	56.0



1973 SEASON STATISTICS

9-5 | 2ND IN AFC EAST | HEAD COACH LOU SABAN

Date	W/L Score	Opponent	Attendance
9/16	W 31-13	at New England	56,119
9/23	L 7-34	at San Diego	47,588
9/30	W 9-7	NY Jets	77,425
10/7	W 27-26	Philadelphia	72,364
10/14	W 31-13	Baltimore	78,875
10/21	L 6-27	at Miami	65,241
10/29	W 23-14	Kansas City	76,071
11/4	L 0-13	at New Orleans	74,770
11/11	L 13-16	Cincinnati	76,927
11/18	L 0-17	Miami	77,138
11/25	W 24-17	at Baltimore	52,250
12/2	W 17-6	at Atlanta	54,607
12/9	W 37-13	New England	72,740
12/16	W 34-14	at NY Jets	47,740

TOTAL FIRST DOWNS

Rushing	219	231
Passing	152	101
Penalty	60	112
3rd Down: Made/Att	7	18
3rd Down Pct.	77/195	65/185
4th Down: Made/Att	39.5	35.1
4th Down: Pct.	—	—

POSSESSION AVG.

TOTAL NET YARDS	4085	3915
Avg per Game	291.8	279.6
Total Plays	849	855
Avg per Play	4.8	4.6

NET YARDS RUSHING

Avg per Game	3088	1797
Total Rushes	220.6	128.4
	605	455

NET YARDS PASSING

Avg per Game	997	2118
Sacked/Yards Lost	71.2	151.3
Gross Yards	31/239	32/276
Att./Completions	1236	2394
Completion Pct.	213/96	368/166
Had Intercepted	45.1	45.1
	14	14

PUNTS/AVERAGE

NET PUNTING AVG.	66/40.3	63/39.8
	34.7	—

PENALTIES/YARDS

FUMBLES/BALL LOST	75/744	53/485
	27/13	30/19

TOUCHDOWNS

Rushing	28	25
Passing	20	11
Returns	4	12
	4	2

SCORE BY PERIOD

	Q1	Q2	Q3	Q4	OT	PTS
BILLS	64	71	61	63	0	259
OPPONENTS	58	84	38	50	0	230

SCORING

TD	Ru	Pa	Rt	K-PAT	FG	S	Pts
Leyboldt	0	0	0	27/27	21/30	0	90
Simpson	12	12	0	0/0	0/0	0	72
Braxton	4	4	0	0/0	0/0	0	24
Chandler	3	0	3	0/1	0/0	0	18
Watkins	3	2	1	0/0	0/0	0	18
Ferguson	2	2	0	0/0	0/0	0	12
Francis	2	0	2	0/0	0/0	0	12
Cahill	1	0	0	0/0	0/0	0	6
Harrison	1	0	0	0/0	0/0	0	6
BILLS	28	20	4	4	28/28	21/30	259
OPP	25	11	2	2	23/25	19/34	230

SACKS: Edwards 8.5, Patulski 7.0, Patton 6.0, Kadish 3.5, Winans 2.0, Hagen 1.0, Lewis 1.0, Okoniewski 1.0, Skorupan 1.0, Others 1.0

BILLS: 32.0
OPPONENTS: 31.0

RUSHING

No.	Yds	Avg	Long	TD
Simpson	332	2003	6.0	80t
Braxton	108	494	4.6	36
Watkins	98	414	4.2	17
Ferguson	48	147	3.1	24
Van Valkenberg	2	20	10.0	12
Cornell	4	13	3.3	7
Steve Jones	3	9	3.0	7
Shaw	4	2	0.5	1
Spike Jones	1	0	0.0	0
Chandler	5	-14	-2.8	18
BILLS	605	3088	5.1	80t
OPP	455	1797	3.9	45

RECEIVING

No.	Yds	Avg	Long	TD
Chandler	30	427	14.2	37t
Hill	29	422	14.6	42
Watkins	12	86	7.2	20
Seymour	10	114	11.4	22
Braxton	6	101	16.8	37
Simpson	6	70	11.7	24
R. Jarvis	1	12	12.0	12
Van Valkenberg	1	7	7.0	7
Ferguson	1	-3	-3.0	-3
BILLS	96	1236	12.9	42
OPP	166	2394	14.5	64

INTERCEPTIONS

No.	Yds	Avg	Long	TD
Harrison	5	117	23.4	38
Cheyunski	3	31	10.3	31
Kellerman	2	23	11.5	19
Walker	1	22	22.0	22
Garror	1	0	0.0	0
Greene	1	0	0.0	0
James	1	0	0.0	0
Stone	0	31	—	31
BILLS	14	224	16.0	38
OPP	14	149	10.6	25

PUNTING

No.	Yds	Avg	Net	TB	In	Lg	B
Spike Jones	66	2660	40.3	34.7	3	15	62
BILLS	66	2660	40.3	34.7	3	15	62
OPP	63	2507	39.8	—	—	—	60

PUNT RETURNS

Ref	FC	Yds	Avg	Long	TD
Walker	25	4	210	8.4	23
Cahill	4	1	71	17.8	51t
Chandler	2	4	5	2.5	3
Hill	1	0	-9	-9.0	-9
BILLS	32	9	277	8.7	51t
OPP	34	19	312	9.2	72t

KICKOFF RETURNS

No.	Yds	Avg	Long	TD
Francis	23	687	29.9	101t
Cahill	2	42	21.0	24
Steve Jones	6	116	19.3	22
Watkins	1	18	18.0	18
R. Jarvis	5	84	16.8	25
Parker	1	16	16.0	16
Greene	1	7	7.0	7
Carnell	1	2	2.0	2
Branton	1	0	0.0	0
Van Valkenberg	1	0	0.0	0
BILLS	42	972	23.1	101t
OPP	44	934	21.2	101t

FIELD GOALS

1-19	20-29	30-39	40-49	50+
Leyboldt	7-7	3-5	5-6	4-8
BILLS	7-7	3-5	5-6	4-8
OPP	6-6	6-9	4-7	2-8

Leyboldt: (44N,48G)(41N)(42N,39N,20G,42G)(12G,47G)(52G)(11G,54N,50G)(52N,31G,17G,8G,41N)(1)(21G,39G)(23G)(36G,25N,20G,45N)(34G,34G,19G)(12G,11G)

OPPONENTS: (53N)(49N,23N)(39N)(51G,22G,14G,54N,19G,26N)(19G,22G)(28G,47G)(1)(50N,42G,47N,24G)(35G,36G,47N,33G,33N)(39G,41N,39N)(49N,43N,23N,27G)(26G,16G)(14G,12G)(1)

USUAL STARTERS

OFFENSE	
WR	40 J.D. Hill
LT	78 Dave Foley
LG	67 Reggie McKenzie
C	51 Bruce Jarvis (8)
	53 Mike Montler (6)
RG	68 Joe DeLamielleure
RT	74 Donnie Green
TE	87 Paul Seymour
WR	81 Bob Chandler
RB	38 Larry Watkins
RB	32 OJ Simpson
QB	12 Joe Ferguson

DEFENSE

LE	85 Walt Patulski
LT	77 Jerry Patton
RT	71 Mike Kadish
RE	73 Earl Edwards
LLB	55 John Skorupan
MLB	50 Jim Cheyunski
RLB	56 Richard Lewis
LCB	20 Robert James
RCB	28 Dwight Harrison
LS	24 Ernie Kellerman
RS	43 Tony Greene

PASSING

	Att	Cmp	Yds	Cmp%	Yds/Att	TD	TD%	Int	Int%	Long	Sack/Lost	Rating
Ferguson	164	73	939	44.5	5.73	4	2.4	10	6.1	42	20/164	45.6
Shaw	46	22	300	47.8	6.52	0	0.0	4	8.7	40	11/75	32.8
Simpson	2	1	-3	50.0	-1.50	0	0.0	0	0.0	-3	0/0	56.3
Chandler	1	0	0	0.0	0.00	0	0.0	0	0.0	0	0/0	39.6
BILLS	213	96	1236	45.1	5.80	4	1.9	14	6.6	42	31/239	42.7
OPPONENTS	368	166	2394	45.1	6.51	12	3.3	14	3.8	64	32/276	62.0



1974 SEASON STATISTICS

9-5 | 2ND IN AFC EAST | HEAD COACH LOU SABAN

Date	W/L Score	Opponent	Attendance
9/16	W 21-20	Oakland	79,876
9/22	L 16-24	Miami	78,990
9/29	W 16-12	NY Jets	76,978
10/6	W 27-7	at Green Bay	56,267
10/13	W 27-14	at Baltimore	40,626
10/20	W 30-28	New England	78,935
10/27	W 16-6	Chicago	77,910
11/3	W 29-28	at New England	58,932
11/10	L 9-21	Houston	79,223
11/17	L 28-35	at Miami	69,313
11/24	W 15-10	at Cleveland	66,504
12/1	W 6-0	Baltimore	75,325
12/8	L 10-20	at NY Jets	32,805
12/15	L 14-19	at Los Angeles	84,324

AFC DIVISIONAL PLAYOFF
 12/22 L 14-32 at Pittsburgh 48,321

	BUF	OPP
TOTAL FIRST DOWNS	220	219
Rushing	118	96
Passing	85	97
Penalty	17	26
3rd Down: Made/Att	68/184	77/199
3rd Down Pct.	37.0	38.7
4th Down: Made/Att	—	—
4th Down: Pct.	—	—

POSSESSION AVG. — —

	BUF	OPP
TOTAL NET YARDS	3586	3474
Avg per Game	256.0	248.1
Total Plays	829	833
Avg per Play	4.3	4.2

	2094	1854
NET YARDS RUSHING	2094	1854
Avg per Game	149.9	132.4
Total Rushes	545	491

	1492	1611
NET YARDS PASSING	1492	1611
Avg per Game	106.6	115.7
Sacked/Yards Lost	33/236	32/287
Gross Yards	1728	1898
Att./Completions	251/128	311/146
Completion Pct.	51.0	46.9
Had Intercepted	15	20

PUNTS/AVERAGE 69/40.6 77/37.1

NET PUNTING AVG. 32.2 —

PENALTIES/YARDS 79/706 63/592

FUMBLES/BALL LOST 32/14 26/11

	30	32
TOUCHDOWNS	30	32
Rushing	11	19
Passing	14	11
Returns	5	2

SCORE BY PERIOD	Q1	Q2	Q3	Q4	OT	PTS
BILLS	53	84	37	90	0	264
OPP	28	64	77	75	0	244

SCORING	TD	Ru	Pa	Rt	K-PAT	FG	S	Pts
Leyboldt	0	0	0	0	25/29	19/33	0	82
Hill	6	0	6	0	0/0	0/0	0	36
Rashad	6	0	4	2	0/0	0/0	0	36
Braxton	4	4	0	0	0/0	0/0	0	24
Simpson	4	3	1	0	0/0	0/0	0	24
Ferguson	2	2	0	0	0/0	0/0	0	12
Washington	2	0	0	2	0/0	0/0	0	12
Watkins	2	2	0	0	0/0	0/0	0	12
Chandler	1	0	1	0	0/0	0/0	0	6
Craig	1	0	0	1	0/0	0/0	0	6
Kadish	0	0	0	0	0/0	0/0	1	2
BILLS	30	11	14	5	25/30	19/33	1	264
OPP	32	19	11	2	28/32	8/15	2	244

SACKS: Kadish 7.5, Edwards 6.5, Patulski 5.5, Costa 2.5, Allen 2.0, Cornell 2.0, Washington 1.5, Craig 1.5, Cheyanski 1.0, Team 2.0
BILLS: 33.0
OPPONENTS: 33.0

RUSHING	No.	Yds	Avg	Long	TD
Simpson	270	1125	4.2	41†	3
Braxton	146	543	3.7	21†	4
Watkins	41	170	4.1	13	2
Ferguson	54	111	2.1	15	2
Calhoun	21	88	4.2	15	0
Hayman	7	31	4.4	8	0
Marangi	4	20	5.0	16	0
Mosley	2	6	3.0	4	0
BILLS	545	2094	3.9	41†	11
OPP	490	1869	3.8	75†	19

RECEIVING	No.	Yds	Avg	Long	TD
Rashad	36	433	12.0	29	4
Hill	32	572	17.9	55†	6
Braxton	18	171	9.5	15	0
Seymour	15	246	16.4	40†	2
Simpson	15	189	12.6	29†	1
Chandler	7	88	12.6	21	1
Calhoun	2	10	5.0	7	0
Jenkins	1	12	12.0	12	0
Watkins	1	7	7.0	7	0
Green	1	0	0.0	0	0
BILLS	128	1728	13.5	55†	14
OPP	146	1898	13.0	54	11

INTERCEPTIONS	No.	Yds	Avg	Long	TD
Greene	9	157	17.4	38	0
James	3	13	4.3	8	0
Washington	2	72	36.0	72†	1
Craig	1	55	55.0	55†	1
Krakau	1	37	37.0	37	0
Lewis	1	33	33.0	33	0
Harrison	1	24	24.0	24	0
Allen	1	16	16.0	16	0
Cheyanski	1	6	6.0	6	0
BILLS	20	413	20.7	72†	2
OPP	15	183	12.2	67†	1

PUNTING	No.	Yds	Avg	Net	TB	In	Lg	B
Bateman	34	1494	43.9	—	2	8	66	0
Jones	35	1305	37.3	—	6	10	56	0
BILLS	69	2799	40.6	32.2	8	18	66	0
OPP	77	2856	37.1	—	—	—	60	0

PUNT RETURNS	Ref	FC	Yds	Avg	Long	TD
Walker	43	2	384	8.9	52	0
Cahill	10	1	62	6.2	15	0
Hayman	2	0	13	6.5	11	0
Kern	1	0	1	1.0	1	0
Greene	0	1	—	—	—	0
BILLS	56	4	460	8.2	52	0
OPP	45	0	416	9.2	48	0

KICKOFF RETURNS	No.	Yds	Avg	Long	TD
Francis	37	947	25.6	74	0
Calhoun	6	90	15.0	25	0
Cornell	3	45	15.0	20	0
Cahill	1	26	26.0	26	0
Walker	1	20	20.0	20	0
Craig	1	0	0.0	0	0
Rashad	1	0	0.0	0	0
BILLS	50	1128	22.6	74	0
OPP	58	1349	23.2	53	0

FIELD GOALS	1-19	20-29	30-39	40-49	50+
Leyboldt	0-0	8-10	6-9	5-12	0-2
BILLS	0-0	8-10	6-9	5-12	0-2
OPP	0-0	3-3	2-2	3-7	0-3

Leyboldt: (47N, 46N)(22G, 23N)(21G)(48N)
 (28G, 29N, 33G, 35N)(35G)(47G, 55N, 36N, 25G, 36G)
 (45G, 20G, 46N, 47G)(32G, 28G, 48N, 22G)(40N, 58N)
 (41G, 42G)(20G, 31G)(34N, 40N, 36G)()
OPPONENTS: (34G, 41G, 50N)(22G)(31G, 40G)(47N)
 (42N)() (42G, 28G)(47N, 46N)() (54N)(31G)(52N)() ()

USUAL STARTERS

OFFENSE

WR	40	J.D. Hill
LT	78	Dave Foley
LG	67	Reggie McKenzie
C	53	Mike Montler
RG	68	Joe DeLamielleure
RT	74	Donnie Green
TE	87	Paul Seymour
WR	27	Ahmad Rashad
RB	34	Jim Braxton
RB	32	OJ Simpson
QB	12	Joe Ferguson

DEFENSE

LE	85	Walt Patulski
LT	71	Mike Kadish
RT	73	Earl Edwards
RE	64	Dave Costa
LLB	86	Dave Washington (8)
	55	John Skorupan (6)
MLB	50	Jim Cheyanski
RLB	59	Doug Allen (8)
	56	Richard Lewis (6)
LCB	20	Robert James
RCB	28	Dwight Harrison
LS	42	Neal Craig
RS	43	Tony Greene

PASSING	Att	Cmp	Yds	Cmp%	Yds/Att	TD	TD%	Int	Int%	Long	Sack/Lost	Rating
Ferguson	232	119	1588	51.3	6.84	12	5.2	12	5.2	55†	32/235	69.0
Marangi	18	9	140	50.0	7.78	2	11.1	3	16.7	44†	1/1	73.6
Simpson	1	0	0	0.0	0.00	0	0.0	0	0.0	0	0/0	39.6
BILLS	251	128	1728	51.0	6.88	14	5.7	15	6.0	55†	33/236	67.3
OPPONENTS	311	146	1898	46.9	6.10	11	3.5	30	6.4	54	32/278	51.6



1975 SEASON STATISTICS

8-6 | 3RD IN AFC EAST | HEAD COACH LOU SABAN

Date	W/L Score	Opponent	Attendance
9/21	W 42-14	NY Jets	77,895
9/28	W 30-21	at Pittsburgh	49,348
10/5	W 38-14	Denver	79,864
10/12	W 38-31	at Baltimore	43,907
10/20	L 14-17	NY Giants	79,518
10/26	L 30-35	Miami	79,141
11/2	W 24-23	at NY Jets	58,343
11/9	L 35-42	Baltimore	77,320
11/17	L 24-33	at Cincinnati	56,666
11/23	W 45-31	New England	65,655
11/27	W 32-14	at St. Louis	41,899
12/7	L 21-31	at Miami	78,701
12/14	W 34-14	at New England	58,393
12/20	L 13-35	Minnesota	54,993

TOTAL FIRST DOWNS	318	300
Rushing	162	124
Passing	132	151
Penalty	24	25
3rd Down: Made/Att	98/197	87/190
3rd Down Pct.	49.7	45.8
4th Down: Made/Att	—	—
4th Down: Pct.	—	—

POSSESSION AVG.	—	—
TOTAL NET YARDS	5467	5073
Avg per Game	390.5	362.4
Total Plays	964	940
Avg per Play	5.7	5.4

NET YARDS RUSHING	2974	1993
Avg per Game	212.4	142.4
Total Rushes	588	480

NET YARDS PASSING	2493	3080
Avg per Game	178.1	220.0
Sacked/Yards Lost	22/168	30/275
Gross Yards	2661	3355
Att./Completions	354/182	431/237
Completion Pct.	51.4	55.0
Had Intercepted	19	25

PUNTS/AVERAGE	61/41.6	59/40.7
---------------	---------	---------

NET PUNTING AVG.	35.0	—
------------------	------	---

PENALTIES/YARDS	90/748	80/651
-----------------	--------	--------

FUMBLES/BALL LOST	24/15	42/20
-------------------	-------	-------

TOUCHDOWNS	57	47
Rushing	26	21
Passing	28	25
Returns	3	1

SCORE BY PERIOD	Q1	Q2	Q3	Q4	OT	PTS
BILLS	97	121	112	90	0	420
OPPONENTS	65	132	62	96	0	355

SCORING	TD	Ru	Pa	Rt	K-PAT	FG	S	Pts
Simpson	23	16	7	0	0/0	0/0	0	138
Braxton	13	9	4	0	0/0	0/0	0	78
Leypoldt	0	0	0	0	51/57	9/16	0	78
Hill	7	0	7	0	0/0	0/0	0	42
Chandler	6	0	6	0	0/0	0/0	0	36
Gant	2	0	2	0	0/0	0/0	0	12
Ferguson	1	1	0	0	0/0	0/0	0	6
Freeman	1	0	0	1	0/0	0/0	0	6
Holland	1	0	1	0	0/0	0/0	0	6
Kadish	1	0	0	1	0/0	0/0	0	6
Seymour	1	0	1	0	0/0	0/0	0	6
Toomay	1	0	1	0	0/0	0/0	0	6
BILLS	57	26	28	3	51/57	9/16	420	
OPP	47	21	25	1	46/47	9/16	355	

SACKS: Toomay 6.0, Edwards 5.0, Kadish 4.0, Patulski 4.0, Craft 3.0, Skorupan 3.0, Winans 2.0, Cornell 1.5, Ruud 1.0, Yeates 0.5
BILLS: 30.0
OPP: 22.0

RUSHING	No.	Yds	Avg	Long	TD
Simpson	329	1817	5.5	88t	16
Braxton	186	823	4.4	29	9
Ferguson	23	82	3.6	17	1
Calhoun	19	80	4.2	11	0
Marangi	7	78	11.1	30	0
Washington	9	49	5.4	9	0
Hayman	10	30	3.0	7	0
Haslerig	2	9	4.5	7	0
Chandler	2	5	2.5	5	0
Hill	1	1	1.0	1	0
BILLS	588	2974	5.1	88t	26
OPP	480	1993	4.2	56	21

RECEIVING	No.	Yds	Avg	Long	TD
Chandler	55	746	13.6	35	6
Hill	36	667	18.5	77t	7
Simpson	28	426	15.2	64t	7
Braxton	26	282	10.8	32	4
Seymour	19	268	14.1	32	1
Gant	9	107	11.9	19t	2
Holland	7	144	20.6	63	1
Washington	2	21	10.5	15	0
BILLS	182	2661	14.6	77t	28
OPP	237	3355	14.2	89t	25

INTERCEPTIONS	No.	Yds	Avg	Long	TD
Harrison	8	99	12.4	40	0
Greene	6	81	13.5	37	0
Jones	3	13	4.3	13	0
Thomas	2	74	37.0	58	0
Freeman	2	44	22.0	30t	1
Toomay	1	44	44.0	44t	1
Ford	1	19	19.0	19	0
Krakau	1	2	2.0	2	0
Skorupan	1	0	0.0	0	0
BILLS	25	376	15.0	58	2
OPP	19	262	13.8	54	0

PUNTING	No.	Yds	Avg	Net	TB	In	Lg	B
Bateman	61	2536	41.6	35.0	11	15	74	2
BILLS	61	2536	41.6	35.0	11	15	74	2
OPP	59	2399	40.7	—	—	—	71	0

PUNT RETURNS	Ret	FC	Yds	Avg	Long	TD
Hayman	25	8	216	8.6	30	0
Holland	7	5	53	7.6	13	0
Jones	1	1	9	9.0	9	0
BILLS	33	14	278	8.4	30	0
OPP	29	7	179	6.2	24	0

KICKOFF RETURNS	No.	Yds	Avg	Long	TD
Washington	35	923	26.4	59	0
Hayman	8	179	22.4	34	0
McKinney	6	151	25.2	37	0
Schnarr	4	80	20.0	27	0
Holland	4	67	16.8	25	0
Cornell	3	38	12.7	16	0
McKenzie	1	15	15.0	15	0
Ruud	1	4	4.0	4	0
BILLS	62	1457	23.5	59	0
OPP	64	1496	23.4	74	0

FIELD GOALS	1-19	20-29	30-39	40-49	50+
Leypoldt	0-1	1-1	5-6	3-7	0-1
BILLS	0-1	1-1	5-6	3-7	0-1
OPP	2-2	3-3	2-4	2-7	0-0

Leypoldt: () [37G][39G][44G][19N,50N][45G,45N][40G]() [28G][28G,43N][47N,30G,33G] () [31N][42N]
 OPPONENTS: () [42N]() [39N,19G][40N,47N,37G] () [42G,41G,31G]() [37N,28G,18G][42N,34G][48N] [20G]() ()

USUAL STARTERS

OFFENSE		
WR	81	Bob Chandler
LT	78	Dave Foley
LG	67	Reggie McKenzie
C	53	Mike Montler
RG	68	Joe DeLamielleure
RT	74	Donnie Green
TE	87	Paul Seymour
WR	40	J.D. Hill
RB	34	Jim Braxton
RB	32	OJ Simpson
QB	12	Joe Ferguson

DEFENSE

LE	85	Walt Patulski
LT	71	Mike Kadish
RT	73	Earl Edwards
RE	65	Pat Toomay
LLB	55	John Skorupan
MLB	52	Merv Krakau
RLB	30	Bo Cornell
LCB	43	Tony Greene
RCB	28	Dwight Harrison
LS	26	Ed Jones
RS	22	Steve Freeman

PASSING	Att	Cmp	Yds	Cmp%	Yds/Att	TD	TD%	Int	Int%	Long	Sack/Lost	Rating
Ferguson	321	169	2426	52.6	7.56	25	7.8	17	5.3	77t	20/153	81.4
Marangi	33	13	235	39.4	7.12	3	9.1	2	6.1	64t	2/15	69.5
BILLS	354	182	2661	51.4	7.52	28	7.9	19	5.4	77t	22/168	80.1
OPPONENTS	431	237	3355	55.0	7.78	25	5.8	25	5.8	89t	30/275	75.5



1976 SEASON STATISTICS

2-12 | 5TH IN AFC EAST | HEAD COACH LOU SABAN & JIM RINGO

Date	W/L Score	Opponent	Attendance
9/13	L 21-30	Miami	77,683
9/19	L 3-13	Houston	61,364
9/26	W 14-9	at Tampa Bay	44,505
10/3	W 50-17	Kansas City	51,909
10/10	L 14-17	at NY Jets	53,416
10/17	L 13-31	Baltimore	71,009
10/24	L 22-26	New England	45,144
10/31	L 14-19	NY Jets	41,285
11/7	L 10-20	at New England	61,157
11/15	L 10-17	at Dallas	51,779
11/21	L 13-34	San Diego	41,701
11/25	L 14-27	at Detroit	66,875
12/5	L 27-45	at Miami	43,475
12/12	L 20-58	at Baltimore	50,451

	BUF	OPP
TOTAL FIRST DOWNS	250	262
Rushing	135	128
Passing	102	110
Penalty	13	24
3rd Down: Made/Att	81/216	71/187
3rd Down Pct.	37.5	38.0
4th Down: Made/Att	—	—
4th Down: Pct.	—	—

	—	—
POSSESSION AVG.	—	—
TOTAL NET YARDS	4404	4730
Avg per Game	314.3	337.9
Total Plays	964	898
Avg per Play	4.6	5.3

	2566	2476
NET YARDS RUSHING	2566	2476
Avg per Game	183.3	176.9
Total Rushes	548	531

	1838	2254
NET YARDS PASSING	1838	2254
Avg per Game	131.3	161.0
Sacked/Yards Lost	33/246	28/210
Gross Yards	2084	2462
Att./Completions	383/156	337/163
Completion Pct.	40.7	48.4
Had Intercepted	17	19

	87/42.3	72/38.5
PUNTS/AVERAGE	87/42.3	72/38.5

	28.6	32.2
NET PUNTING AVG.	28.6	32.2

	91/797	92/704
PENALTIES/YARDS	91/797	92/704

	44/26	37/23
FUMBLES/BALL LOST	44/26	37/23

	30	41
TOUCHDOWNS	30	41
Rushing	11	19
Passing	16	18
Returns*	3	4

SCORE BY PERIOD	Q1	Q2	Q3	Q4	OT	PTS
BILLS	35	67	58	85	0	245
OPPONENTS	50	140	96	77	0	363

SCORING	TD	R	Pa	Rt	K-PAT	FG	S	Pts
Chandler	10	0	10	0	0/0	0/0	0	60
Jakowenko	0	0	0	0	21/24	12/17	0	57
Simpson	9	8	1	0	0/0	0/0	0	54
Gant	3	0	3	0	0/0	0/0	0	18
Holland	3	0	2	1	0/0	0/0	0	18
Marangi	2	2	0	0	0/0	0/0	0	12
Greene	1	0	0	1	0/0	0/0	0	6
Kinney	1	1	0	0	0/0	0/0	0	6
Moody	1	0	0	1	0/0	0/0	0	6
Ricardo	0	0	0	0	2/2	1/3	0	5
Leyoldt	0	0	0	0	3/3	0/3	0	3
BILLS	30	11	16	3	26/30	13/24	245	
OPP	41	19	18	4	39/41	26/30	363	

SACKS: Kadish 6.5, Williams 5.0, White 4.5, Smith 4.5, Krakau 3.0, Jilek 1.5, Jones 1.0, Nelson 1.0, Skorupan 1.0, Others 1.0
BILLS: 28.0
OPPONENTS: 33.0

RUSHING	No.	Yds	Avg	Long	TD
Simpson	290	1503	5.2	75t	8
Kinney	116	475	4.1	22	1
Marangi	39	230	5.9	21	2
Hooks	25	116	4.6	24	0
Ferguson	18	81	4.5	19	0
Washington	22	65	3.0	10	0
Ray	24	56	2.3	7	0
Powell	11	40	3.6	20	0
Braxton	1	0	0.0	0	0
Chandler	1	0	0.0	0	0
Edwards	1	0	0.0	0	0
BILLS	548	2566	4.7	75t	11
OPP	531	2476	4.7	59	19

RECEIVING	No.	Yds	Avg	Long	TD
Chandler	61	824	13.5	58t	10
Simpson	22	259	11.8	43	1
Seymour	16	169	10.6	22	0
Holland	15	299	19.9	58t	2
Kinney	14	78	5.6	15	0
Gant	12	263	21.9	39	3
Hooks	6	72	12.0	28	0
Washington	3	29	9.7	11	0
Ray	3	26	8.7	15	0
Edwards	2	53	26.5	46	0
Montler	1	6	6.0	6	0
Powell	1	6	6.0	6	0
BILLS	156	2084	13.4	58t	16
OPP	163	2462	15.2	53	18

INTERCEPTIONS	No.	Yds	Avg	Long	TD
Greene	5	135	27.0	101t	1
Moody	3	63	21.0	44	0
D. Jones	3	5	1.7	5	0
Jilek	2	33	16.5	28	0
Clark	2	21	10.5	21	0
Harrison	1	18	18.0	18	0
Skorupan	1	13	13.0	13	0
White	1	5	5.0	5	0
Krakau	1	0	0.0	0	0
BILLS	19	293	15.4	101t	1
OPP	17	246	14.5	40	0

PUNTING	No	Yds	Avg	Net	TB	In	Lg	B
Bateman	86	3678	42.7	28.6	14	17	78	1
BILLS	87	3678	42.3	28.6	14	17	78	0
OPP	72	2771	38.5	32.2	10	18	56	0

PUNT RETURNS	Ret	FC	Yds	Avg	Long	TD
Moody	16	8	166	10.4	67t	1
Hooks	11	3	45	4.1	12	0
Holland	4	2	11	2.8	8	0
Gaddis	1	0	6	6.0	6	0
Word	1	0	-8	-8.0	-8	0
BILLS	33	13	220	6.7	67t	1
OPP	46	2	378	19.1	89t	2

KICKOFF RETURNS	No.	Yds	Avg	Long	TD
Moody	26	605	23.3	41	0
Hooks	23	521	22.7	79	0
Powell	4	101	25.3	26	0
Holmes	4	90	22.5	26	0
Holland	4	62	15.5	19	0
Ruud	6	68	11.3	18	0
Washington	3	63	21.0	27	0
Word	2	36	18.0	19	0
Cornell	2	32	16.0	18	0
Gaddis	1	16	16.0	16	0
BILLS	75	1594	21.3	79	0
OPP	48	1204	25.1	74	0

FIELD GOALS	1-19	20-29	30-39	40-49	50+
Jakowenko	0-0	4-4	4-6	4-7	0-0
Ricardo	0-0	1-3	0-0	0-0	0-1
Leyoldt	0-0	0-0	0-3	0-0	0-0
BILLS	0-0	5-7	4-9	4-7	0-1
OPP	1-1	9-9	10-12	4-6	2-2

Jakowenko: (30G)(38N)(32G,44G)(46G,34N)
 () (31G)(44N,22G)(29G,42G)(41N,42N)(28G,49G)
 (28G)(24G)
 Ricardo: () (50N,27G,27N,20N)
 Leyoldt: (31N,39N,37N)
 OPPONENTS: (25G,30G,20G)(54G,44N,28G)
 (33G,24G,36N,19G)(33G)(37)(21G)(44G,32G)
 (20G,35G)(46G,33G)(31N,43N)(35G,45G)
 (22G,35G)(53G)(24G)(22G,36G)

USUAL STARTERS

OFFENSE		
WR	80	John Holland (7)
	88	Reuben Gant (6)
LT	78	Dave Foley
LG	67	Reggie McKenzie
C	53	Mike Montler
RG	68	Joe DeLamielleure
RT	74	Donnie Green
TE	87	Paul Seymour
WR	81	Bob Chandler
FB	36	Jeff Kinney
RB	32	OJ Simpson
QB	12	Joe Ferguson (7)
	17	Gary Marangi (7)

DEFENSE		
LE	69	Ken Jones (7)
	77	Ben Williams (6)
LT	71	Mike Kadish
RT	79	Marty Smith
RE	83	Sherman White
LLB	55	John Skorupan
MLB	52	Merv Krakau
RLB	51	Dan Jilek
LCB	29	Mario Clark
RCB	28	Dwight Harrison
LS	24	Doug Jones
RS	43	Tony Greene

PASSING	Att	Cmp	Yds	Cmp%	Yds/Att	TD	TD%	Int	Int%	Long	Sack/Lost	Rating
Ferguson	151	74	1086	49.0	7.19	9	6.0	1	0.7	58t	11/80	90.0
Marangi	232	82	998	35.3	4.30	7	3.0	16	6.9	39	22/166	30.7
BILLS	383	156	2084	40.7	5.17	16	4.2	17	4.4	58t	33/246	54.0
OPPONENTS	337	163	2475	48.4	7.34	18	5.3	19	5.6	53	28/210	67.3



1977 SEASON STATISTICS

3-11 | T-4TH IN AFC EAST | HEAD COACH JIM RINGO

Date	W/L	Score	Opponent	Attendance
9/18	L	0-13	Miami	76,097
9/25	L	6-26	at Denver	74,897
10/2	L	14-17	at Baltimore	49,247
10/9	L	19-24	NY Jets	32,046
10/16	W	3-0	Atlanta	27,348
10/23	L	16-27	Cleveland	60,905
10/30	L	17-56	at Seattle	61,180
11/6	W	24-14	at New England	60,263
11/13	L	13-31	Baltimore	39,444
11/20	L	7-20	New England	27,598
11/28	L	13-34	at Oakland	51,558
12/4	L	0-10	Washington	22,975
12/11	W	14-10	at NY Jets	31,929
12/17	L	14-31	at Miami	39,626

TOTAL FIRST DOWNS	246	260
Rushing	93	134
Passing	141	98
Penalty	12	28
3rd Down: Made/Att	75/197	87/197
3rd Down Pct.	38.1	44.2
4th Down: Made/Att	—	—
4th Down: Pct.	—	—

POSSESSION AVG. — —

TOTAL NET YARDS	4391	4453
Avg per Game	313.6	318.1
Total Plays	944	922
Avg per Play	4.7	4.8

NET YARDS RUSHING	1861	2405
Avg per Game	132.9	171.8
Total Rushes	450	589

NET YARDS PASSING	2530	2048
Avg per Game	180.7	146.3
Sacked/Yards Lost	36/273	17/165
Gross Yards	2803	2213
Att./Completions	458/221	316/155
Completion Pct.	48.3	49.1
Had Intercepted	24	21

PUNTS/AVERAGE 83/38.9 73/36.2

NET PUNTING AVG. 29.2 28.3

PENALTIES/YARDS 87/866 71/638

FUMBLES/BALL LOST 36/20 21/12

TOUCHDOWNS	19	39
Rushing	3	21
Passing	12	17
Returns	4	1

SCORE BY PERIOD	Q1	Q2	Q3	Q4	OT	PTS
BILLS	41	39	33	47	0	160
OPPONENTS	57	113	81	62	0	313

SCORING	TD	Ru	Pa	Rt	K-PAT	FG	S	Pts
Long	0	0	0	13	14	7	11	0 34
Chandler	4	0	4	0	0	0	0	0 24
Kimbrough	3	0	2	1	0	0	0	0 18
Braxton	2	1	1	0	0	0	0	0 12
Ferguson	2	2	0	0	0	0	0	0 12
Gant	2	0	2	0	0	0	0	0 12
Piccone	2	0	2	0	0	0	0	0 12
O'Donoghue	0	0	0	4	5	2	6	0 10
Brown	1	0	1	0	0	0	0	0 6
Cornell	1	0	0	1	0	0	0	0 6
D. Jones	1	0	0	1	0	0	0	0 6
Moody	1	0	1	0	0	0	0	0 6
Greene	0	0	0	0	0	0	1	2
BILLS	19	3	12	4	17	19	9	17 1 160
OPP	39	21	17	1	37	39	14	21 313

SACKS: White 4.0, Kadish 3.5, Williams 3.5, Jilek 1.0, S. Nelson 1.0, Jones 1.0, Dokes 1.0, Krakau 1.0, Team 1.0
BILLS: 17.0
OPPONENTS: 36.0

RUSHING	No.	Yds	Avg	Long	TD
Simpson	126	557	4.4	39	0
Hooks	128	497	3.9	66	0
Braxton	113	372	3.3	12	1
Ferguson	41	279	6.8	41	2
Collier	31	116	3.7	15	0
Brown	8	34	4.3	9	0
Piccone	1	6	6.0	6	0
Bateman	1	0	0.0	0	0
Frankkowiak	1	0	0.0	0	0
BILLS	450	1861	4.1	66	3
OPP	589	2405	4.1	60†	21

RECEIVING	No.	Yds	Avg	Long	TD
Chandler	60	745	12.4	31	4
Braxton	43	461	10.7	27	1
Gant	41	646	15.8	39	2
Piccone	17	240	14.1	25	2
Hooks	16	195	12.2	33	0
Simpson	16	138	8.6	18	0
Kimbrough	10	207	20.7	42	2
Holland	8	107	13.4	27	0
Brown	5	20	4.0	12†	1
Collier	3	23	7.7	11	0
Seymour	2	21	10.5	11	0
BILLS	221	2803	12.7	42	12
OPP	155	2213	14.3	67	17

INTERCEPTIONS	No.	Yds	Avg	Long	TD
Greene	9	144	16.0	47	0
Clark	7	151	21.6	43	0
D. Jones	2	30	15.0	24†	1
Harrison	2	0	0.0	0	0
Freeman	1	4	4.0	4	0
BILLS	21	329	15.7	47	1
OPP	24	326	13.6	49	0

PUNTING	No.	Yds	Avg	Net	TB	In	Lg	B
Bateman	81	3229	39.9	29.2	10	14	75	2
BILLS	83	3229	38.9	29.2	10	14	75	2
OPP	73	2646	36.2	28.3	10	16	61	—

PUNT RETURNS	Ret	FC	Yds	Avg	Long	TD
Moody	15	6	196	13.1	91†	1
Kimbrough	16	1	184	11.5	73†	1
Willis	1	1	0	0.0	0	0
Piccone	0	1	0	—	0	0
BILLS	32	9	380	11.9	91†	2
OPP	42	3	604	14.4	53	0

KICKOFF RETURNS	No.	Yds	Avg	Long	TD
Kimbrough	15	346	23.1	27	0
Moody	30	636	21.2	45	0
Piccone	4	89	22.3	26	0
Collier	4	55	13.8	19	0
Brown	3	66	22.0	34	0
Romes	1	18	18.0	18	0
B. Nelson	1	10	10.0	10	0
Dunstan	1	9	9.0	9	0
Frankkowiak	1	9	9.0	9	0
BILLS	60	1238	20.6	45	0
OPP	40	814	19.9	93†	1

FIELD GOALS	1-19	20-29	30-39	40-49	50+
Long	0-0	2-2	2-3	3-6	0-0
O'Donoghue	0-0	1-2	1-2	0-1	0-1
BILLS	0-0	3-4	3-5	3-7	0-1
OPP	1-1	5-5	3-5	5-10	0-0

O'Donoghue: (50N,41N)()|()|(38N,24G)|(30G,27N)
Long: (41G)|(25G)|(30G)|(45N,42N,26G,45G)
()|(33G,40G)|(45N,37N)()|()
OPPONENTS: (32G,37G)|(48G,26G)|(45G,44N)
(45G)|(44N)|(41G,27G,29N)()|()|(22G,30N)
(33G,44N,25G)|(46N)|(37N,19G)|(25G)|(48G)

USUAL STARTERS

OFFENSE

WR	89	Lou Piccone
LT	78	Dave Foley
LG	67	Reggie McKenzie
C	61	Willie Parker
RG	68	Joe DeLamielleure
RT	70	Joe Devlin
TE	87	Paul Seymour
WR	81	Bob Chandler
RB	34	Jim Braxton
RB	25	Roland Hooks (7)
	32	OJ Simpson (7)
QB	12	Joe Ferguson

DEFENSE

LE	77	Ben Williams
LT	71	Mike Kadish
RT	76	Bill Dunstan
RE	83	Sherman White
LLB	59	Shane Nelson
MLB	52	Merv Krakau
RLB	51	Dan Jilek
LCB	29	Mario Clark
RCB	28	Dwight Harrison
FS	43	Tony Greene
SS	24	Doug Jones

PASSING	Att	Cmp	Yds	Cmp%	Yds/Att	TD	TD%	Int	Int%	Long	Sack/Lost	Rating
Ferguson	457	221	2803	48.4	6.13	12	2.6	24	5.3	42	36/273	54.6
Simpson	1	0	0	0.0	0.00	0	0.0	0	0.0	0	0/0	39.6
BILLS	458	221	2803	48.3	6.13	12	2.6	24	5.2	42	36/273	54.8
OPPONENTS	316	155	2213	49.1	7.00	17	5.4	21	6.6	67	17/165	62.7



1978 SEASON STATISTICS

5-11 | T-4TH IN AFC EAST | HEAD COACH CHUCK KNOX

Date	W/L Score	Opponent	Attendance
9/3	L 17-28	Pittsburgh	64,147
9/10	L 20-21	NY Jets	40,985
9/17	L 24-31	at Miami	48,373
9/24	W 24-17	Baltimore	55,270
10/1	W 28-13	Kansas City	47,310
10/8	L 14-45	at NY Jets	44,545
10/15	L 10-17	at Houston	47,727
10/22	W 5-0	Cincinnati	47,754
10/29	L 20-41	at Cleveland	51,409
11/5	L 10-14	New England	44,897
11/12	L 24-25	Miami	48,623
11/19	L 10-31	at Tampa Bay	61,383
11/26	W 41-17	NY Giants	28,496
12/3	L 10-14	at Kansas City	25,781
12/10	L 24-26	at New England	59,598
12/17	W 21-14	at Baltimore	25,415

	BUF	OPP
TOTAL FIRST DOWNS	274	305
Rushing	132	171
Passing	113	104
Penalty	29	30
3rd Down: Made/Att	88/213	98/209
3rd Down Pct.	41.3	46.9
4th Down: Made/Att	—	—
4th Down: Pct.	—	—

POSSESSION AVG.	—	—
------------------------	---	---

TOTAL NET YARDS	4630	5188
Avg per Game	289.4	324.3
Total Plays	974	1016
Avg per Play	4.8	5.1

NET YARDS RUSHING	2381	3228
Avg per Game	148.8	201.8
Total Rushes	556	677

NET YARDS PASSING	2249	1960
Avg per Game	140.6	122.5
Sacked/Yards Lost	30/254	22/196
Gross Yards	2503	2156
Att./Completions	388/203	317/167
Completion Pct.	52.3	52.7
Had Intercepted	17	14

PUNTS/AVERAGE	89/37.9	71/36.5
----------------------	---------	---------

NET PUNTING AVG.	30.9	30.3
-------------------------	------	------

PENALTIES/YARDS	120/1103	98/939
------------------------	----------	--------

FUMBLES/BALL LOST	34/17	27/16
--------------------------	-------	-------

TOUCHDOWNS	39	46
Rushing	15	23
Passing	21	20
Returns	3	3

SCORE BY PERIOD	Q1	Q2	Q3	Q4	OT	PTS
BILLS	41	96	43	122	0	302
OPPONENTS	69	118	89	78	0	354

SCORING	TD	R	Pa	Rt	K-PAT	FG	S	Pts
Dempsey	0	0	0	0	36/39	10/13	0	66
Lewis	7	0	0	0	0/0	0/0	0	42
Miller	7	7	0	0	0/0	0/0	0	42
Brown	5	4	0	1	0/0	0/0	1	32
Chandler	5	0	5	0	0/0	0/0	0	30
Gant	5	0	5	0	0/0	0/0	0	30
Hooks	3	2	1	0	0/0	0/0	0	18
D. Johnson	2	2	0	0	0/0	0/0	0	12
Piccone	2	0	2	0	0/0	0/0	0	12
Moody	1	0	0	1	0/0	0/0	0	6
Romes	1	0	0	1	0/0	0/0	0	6
Walton	1	0	1	0	0/0	0/0	0	6
BILLS	39	15	21	3	36/39	10/13	1	302
OPP	46	23	20	3	43/46	11/21	1	354

SACKS: Hardison 5.0, Sanford 5.0, White 4.0, Dokes 3.0, Williams 3.0, Graham 2.0
BILLS: 22.0
OPPONENTS: 30.0

RUSHING	No.	Yds	Avg	Long	TD
Miller	238	1060	4.5	60t	7
Brown	128	591	4.6	58t	4
Hooks	76	358	4.7	66	2
D. Johnson	55	222	4.0	30	2
Ferguson	27	76	2.8	12	0
Braxton	30	73	2.4	5	0
Gant	1	14	14.0	14	0
Jackson	1	-13	-13.0	-13	0
BILLS	556	2381	4.3	66	15
OPP	677	3228	4.8	71	23

RECEIVING	No.	Yds	Avg	Long	TD
Chandler	44	581	13.2	44	5
Lewis	41	735	17.9	92t	7
Gant	34	408	12.0	25	5
Miller	22	246	11.2	52	0
Brown	18	130	7.2	31	0
Hooks	15	110	7.3	21	1
D. Johnson	10	83	8.3	28	0
Piccone	7	71	10.1	15	2
Braxton	5	38	7.6	12	0
Walton	4	66	16.5	32t	1
Willis	2	41	20.5	23	0
Ferguson	1	-6	-6.0	-6	0
BILLS	203	2503	12.3	92t	21
OPP	167	2156	12.9	52	20

INTERCEPTIONS	No.	Yds	Avg	Long	TD
Clark	5	29	5.8	29	0
Nelson	3	69	23.0	40	0
Greene	3	56	18.7	29	0
Romes	2	95	47.5	85t	1
Sanford	1	41	41.0	41	0
BILLS	14	290	20.7	85t	1
OPP	17	219	12.9	40	1

PUNTING	No	Yds	Avg	Net	TB	In	Lg	B
Jackson	87	3373	38.8	30.9	9	19	70	2
BILLS	89	3373	37.9	30.9	9	19	70	2
OPP	71	2588	36.5	30.3	3	17	65	1

PUNT RETURNS	Ret	FC	Yds	Avg	Long	TD
Moody	19	5	240	12.6	82t	1
Piccone	14	4	88	6.3	13	0
Levenseller	3	0	35	11.7	15	0
Hooks	3	0	12	4.0	11	0
Brown	1	0	0	0.0	0	0
BILLS	40	9	375	9.4	82t	1
OPP	48	8	442	9.2	82t	1

KICKOFF RETURNS	No.	Yds	Avg	Long	TD
Brown	17	428	25.2	102t	1
Moody	18	371	20.6	35	0
D. Johnson	10	204	20.4	41	0
Hooks	7	124	17.7	25	0
Frankowiak	5	60	12.0	19	0
Powell	3	53	17.7	25	0
Piccone	3	51	17.0	26	0
Miller	1	17	17.0	17	0
Hutchinson	1	8	8.0	8	0
Willis	1	0	0.0	0	0
BILLS	66	1316	19.9	102t	1
OPPONENTS	58	1182	20.4	46	0

FIELD GOALS	1-19	20-29	30-39	40-49	50+
Dempsey	0-0	5-5	4-5	1-3	0-0
BILLS	0-0	5-5	4-5	1-3	0-0
OPPONENTS	0-0	6-9	1-5	4-7	0-0

Dempsey: (32G)(1)(46G)(41N,21G)(1)(33G)(43N,20G)(1)(21G)(33G)(37G)(37N)(22G)(26G)(1) OPPONENTS: (49N)(1)(49G)(21G)(42G,27G,36N)(38G)(23N,43G)(1)(1)(48N)(47G,24G)(28G,38N)(27G)(21B,35N,23B)(42N,21G)(36N)

USUAL STARTERS

OFFENSE		
WR	82	Frank Lewis
LT	72/73	Ken Jones
LG	67	Reggie McKenzie
C	61	Willie Parker
RG	68	Joe DeLamielleure
RT	70	Joe Devlin
TE	88	Reuben Gant
WR	81	Bob Chandler
FB	47	Curtis Brown
RB	40	Terry Miller
QB	12	Joe Ferguson

DEFENSE		
LE	77	Ben Williams
LT	74	Dee Hardison
RT	85	Phil Dokes
RE	83	Sherman White
LLB	59	Shane Nelson
MLB	54/58	Randy McClanahan
RLB	57	Lucius Sanford
LCB	29	Mario Clark
RCB	26	Charles Romes
FS	43	Tony Greene

PASSING	Att	Cmp	Yds	Cmp%	Yds/Att	TD	TD%	Int	Int%	Long	Sack/Lost	Rating
Ferguson	330	175	2136	53.0	6.47	16	4.8	15	4.5	92t	29/243	70.5
Munson	43	24	328	55.8	7.62	4	9.3	2	4.7	43	0/0	91.8
Mays	15	4	39	26.7	2.60	1	6.7	0	0.0	19	1/11	61.9
BILLS	388	203	2503	52.3	6.45	21	5.4	17	4.4	92t	30/254	72.2
OPPONENTS	317	167	2156	52.7	6.80	20	6.3	14	4.4	52	22/196	77.0



1979 SEASON STATISTICS

7-9 | 4TH IN AFC EAST | HEAD COACH CHUCK KNOX

Date	W/L Score	Opponent	Attendance
9/2	L 7-9	Miami	69,441
9/9	W 51-24	Cincinnati	43,504
9/16	L 19-27	at San Diego	50,709
9/23	W 46-31	NY Jets	68,731
9/30	W 31-13	at Baltimore	31,904
10/7	L 0-7	Chicago	73,383
10/14	L 7-17	at Miami	45,597
10/21	L 13-14	Baltimore	50,581
10/28	W 20-17	at Detroit	61,911
11/4	L 6-26	New England	67,935
11/11	W 14-12	at NY Jets	50,647
11/18	W 19-12	Green Bay	39,679
11/25	W 16-13 (OT)	at New England	60,991
12/2	L 16-19	Denver	37,886
12/9	L 3-10	at Minnesota	42,339
12/16	L 0-28	at Pittsburgh	48,002

TOTAL FIRST DOWNS

Rushing	83	137
Passing	147	117
Penalty	22	19
3rd Down: Made/Att	93/224	98/233
3rd Down Pct.	41.5	42.1
4th Down: Made/Att	—	—
4th Down: Pct.	—	—

POSSESSION AVG.

TOTAL NET YARDS	4837	5011
Avg per Game	302.3	313.2
Total Plays	982	1022
Avg per Play	4.9	4.9

NET YARDS RUSHING	1621	2481
Avg per Game	101.3	155.1
Total Rushes	474	617

NET YARDS PASSING	3216	2530
Avg per Game	201.0	158.1
Sacked/Yards Lost	43/387	23/183
Gross Yards	3603	2713
Att./Completions	465/241	382/193
Completion Pct.	51.8	50.5
Had Intercepted	15	24

PUNTS/AVERAGE	96/38.2	92/38.2
---------------	---------	---------

NET PUNTING AVG.	30.2	31.2
------------------	------	------

PENALTIES/YARDS	104/887	106/788
-----------------	---------	---------

FUMBLES/BALL LOST	32/19	31/17
-------------------	-------	-------

TOUCHDOWNS	30	34
Rushing	11	18
Passing	14	14
Returns**	5	2

SCORE BY PERIOD	Q1	Q2	Q3	Q4	OT	PTS
BILLS	21	73	95	76	3	268
OPPONENTS	54	91	50	84	0	279

SCORING	Td	Ru	Pa	Rt	K-PAT	FG	S	Pts	
Mike-Mayer	0	0	0	17	18	20	29	0	77
Hooks	6	6	0	0	0	0	0	0	36
Brown	4	1	3	0	0	0	0	0	24
Butler	4	0	4	0	0	0	0	0	24
Collier	2	2	0	0	0	0	0	0	12
Gant	2	0	2	0	0	0	0	0	12
Lewis	2	0	2	0	0	0	0	0	12
Piccone	2	0	2	0	0	0	0	0	12
Dempsey	0	0	0	8	11	1/4	0	0	11
Ferguson	1	1	0	0	0	0	0	0	6
Freeman	1	0	0	1	0	0	0	0	6
Miller	1	1	0	0	0	0	0	0	6
Robertson	1	0	0	1	0	0	0	0	6
Romes	1	0	0	1	0	0	0	0	6
Sanford	1	0	0	1	0	0	0	0	6
Shipp	1	0	1	0	0	0	0	0	6
Smerlas	1	0	0	1	0	0	0	0	6
BILLS	30	11	14	5	25	30	21	33	268
OPP	34	18	14	2	27	34	16	31	279

SACKS: White 5.5, Hardison 4.5, Kadish 3.0, Nelson 3.0, Hutchinson 2.0, Smerlas 2.0, Hoslett 1.0, Robertson 1.0, Williams 1.0
BILLS: 23.0
OPPONENTS: 43.0

RUSHING	No.	Yds	Avg	Long	TD
Brown	172	574	3.3	25	1
Miller	139	484	3.5	75	1
Hooks	89	320	3.6	32†	6
Collier	34	130	3.8	22	2
Ferguson	22	68	3.1	15	1
Powell	10	29	2.9	9	0
Butler	2	13	6.5	12	0
D. Johnson	3	5	1.7	2	0
Mike-Mayer	1	4	4.0	4	0
Lewis	2	-6	-3.0	-1	0
BILLS	474	1621	3.4	75	11
OPP	617	2481	4.0	55†	18

RECEIVING	No.	Yds	Avg	Long	TD
Lewis	54	1082	20.0	55	2
Butler	48	834	17.4	75†	4
Brown	39	401	10.3	84†	3
Piccone	33	556	16.8	49	2
Hooks	26	254	9.8	42	0
Gant	19	245	12.9	22	2
Miller	10	111	11.1	52	0
Collier	7	43	6.1	19	0
Shipp	3	43	14.3	27	1
Fullton	2	34	17.0	18	0
BILLS	241	3603	15.0	84†	14
OPP	193	2713	14.1	73†	14

INTERCEPTIONS	No.	Yds	Avg	Long	TD
Nixon	6	81	13.5	43	0
Clark	5	95	19.0	36	0
Freeman	3	62	20.7	50†	1
Sanford	2	44	22.0	25	0
Robertson	2	29	14.5	23†	1
Hoslett	2	15	7.5	11	0
D. Greene	1	21	21.0	21	0
Nelson	1	13	13.0	13	0
T. Greene	1	10	10.0	10	0
Romes	1	0	0.0	0	0
BILLS	24	370	15.4	50†	2
OPP	15	161	10.7	30	0

PUNTING	No.	Yds	Avg	Net	TB	In	Lg	B
Jackson	96	3671	38.2	30.2	11	14	60	0
BILLS	96	3671	38.2	30.2	11	14	60	0
OPP	92	3512	38.2	31.2	16	20	62	1

PUNT RETURNS	Ret	FC	Yds	Avg	Long	TD
Moody	38	10	318	8.4	32	0
Piccone	0	1	0	—	0	0
BILLS	38	11	318	8.4	32	0
OPP	61	9	555	9.1	86†	1

KICKOFF RETURNS	No.	Yds	Avg	Long	TD
Moody	27	556	20.6	35	0
Miller	8	160	20.0	24	0
Collier	7	129	18.4	27	0
Powell	6	97	16.2	22	0
Willis	4	92	23.0	33	0
Brown	3	42	14.0	22	0
Piccone	3	41	13.7	17	0
Keating	1	14	14.0	14	0
BILLS	59	1131	19.2	35	0
OPP	54	1142	21.1	51	0

FIELD GOALS	1-19	20-29	30-39	40-49	50+
Mike-Mayer	0-0	8-8	8-10	4-11	0-0
Dempsey	1-1	0-0	0-2	0-1	0-0
BILLS	1-1	8-8	8-12	4-12	0-0
OPP	0-0	5-8	9-14	2-8	0-1

Dempsey: (47N,34N)(18G,36N)()
 Mike-Mayer: (23G,29G)(41G)() () (44N,40G,37G)(23G,42G)(39G,40G,37N,49N,40N)() (41N,37G,34G,31G,32G)(29G,26G,29G)(41N,28G,32G,34G)(43N,24G)(36B,46N)
 OPPONENTS: (34B,34G,37N)(24G)() (30G,37N)(26G,47N,33G)(28N,44N)() (29G,34B)() (40G,44B)(48N,49N,33G,37G)() (25G,32G)(47G,40B,32G)(22N,22G,28N,32G)(31G)(52B,38N)

USUAL STARTERS

OFFENSE	WR	80	Jerry Butler
LT	72	Ken Jones	
LG	67	Reggie McKenzie	
C	61	Willie Parker	
RG	68	Joe DeLamielleure	
RT	70	Joe Devlin	
TE	88	Reuben Gant	
WR	82	Frank Lewis	
FB	47	Curtis Brown	
RB	40	Terry Miller	
QB	12	Joe Ferguson	

DEFENSE	LE	77	Ben Williams
NT	71	Mike Kadish	
RE	83	Sherman White	
OLB	58	Isiah Robertson	
ILB	55	Jim Haslett	
ILB	59	Shane Nelson	
OLB	57	Lucius Sanford	
LCB	29	Mario Clark	
RCB	26	Charles Romes	
FS	43	Tony Greene	
SS	22	Steve Freeman	

PASSING	Att	Cmp	Yds	Cmp%	Yds/Att	TD	TD%	Int	Int%	Long	Sack/Lost	Rating
Ferguson	458	238	3572	52.0	7.80	14	3.1	15	3.3	84†	43/387	74.5
Munson	7	3	31	42.9	4.42	0	0.0	0	0.0	0	0/0	56.3
BILLS	465	241	3603	51.8	7.75	14	3.0	15	3.2	84†	43/387	74.5
OPPONENTS	382	193	2713	50.5	7.10	14	3.7	24	6.3	73†	23/183	59.8



1980 SEASON STATISTICS

11-5 | 1ST IN AFC EAST | HEAD COACH CHUCK KNOX

Date	W/L Score	Opponent	Attendance
9/7	W 17-7	Miami	79,598
9/14	W 20-10	NY Jets	65,315
9/21	W 35-26	at New Orleans	51,154
9/28	W 24-7	Oakland	77,259
10/5	W 26-24	at San Diego	51,982
10/12	L 12-17	Baltimore	73,634
10/19	L 14-17	at Miami	41,636
10/26	W 31-13	New England	75,092
11/2	L 14-30	Atlanta	57,959
11/9	W 31-24	at NY Jets	45,677
11/16	W 14-0	at Cincinnati	40,836
11/23	W 28-13	Pittsburgh	79,659
11/30	L 24-28	at Baltimore	36,184
12/7	W 10-7(OT)	Los Angeles	77,133
12/14	L 2-24	at New England	58,324
12/21	W 18-13	at San Francisco	37,476

AFC DIVISIONAL PLAYOFF

1/3	L 14-20	at San Diego	52,028
-----	---------	--------------	--------

	BUF	OPP
TOTAL FIRST DOWNS	317	251
Rushing	134	109
Passing	157	120
Penalty	26	22
3rd Down: Made/Att	127/240	91/217
3rd Down Pct.	52.9	41.9
4th Down: Made/Att	—	—
4th Down: Pct.	—	—

POSSESSION AVG. — —

	4972	4101
TOTAL NET YARDS	4972	4101
Avg per Game	310.8	256.3
Total Plays	1084	952
Avg per Play	4.6	4.3

NET YARDS RUSHING 2222 1819

	138.9	113.7
Avg per Game	138.9	113.7
Total Rushes	603	486

NET YARDS PASSING 2750 2282

	171.9	142.6
Avg per Game	171.9	142.6
Sacked/Yards Lost	20/186	33/279
Gross Yards	2936	2561
Att./Completions	461/262	433/240
Completion Pct.	56.8	55.4
Had Intercepted	19	24

PUNTS/AVERAGE 74/38.2 82/39.3

NET PUNTING AVG. 31.1 34.2

PENALTIES/YARDS 90/731 97/805

FUMBLES/BALL LOST 36/22 37/20

TOUCHDOWNS 40 31

	17	14
Rushing	17	14
Passing	20	15
Returns**	3	2

SCORE BY PERIOD Q1 Q2 Q3 Q4 OT PTS

	54	104	55	104	3	320
BILLS	54	104	55	104	3	320
OPP	50	87	72	51	0	260

SCORING TD Ru Pa Rt K-PAT FG S Pts

	TD	Ru	Pa	Rt	K-PAT	FG	S	Pts
Mike-Mayer	0	0	0	0	37/39	13/23	0	76
Cribbs	12	11	1	0	0/0	0/0	0	72
Butler	6	0	6	0	0/0	0/0	0	36
Lewis	6	0	6	0	0/0	0/0	0	36
Brammer	4	0	4	0	0/0	0/0	0	24
Brown	3	3	0	0	0/0	0/0	0	18
Leaks	3	2	1	0	0/0	0/0	0	18
Freeman	1	0	0	1	0/0	0/0	0	6
Gant	1	0	1	0	0/0	0/0	0	6
Hooks	1	1	0	0	0/0	0/0	0	6
Jessie	1	0	1	0	0/0	0/0	0	6
Nixon	1	0	0	1	0/0	0/0	0	6
Sanford	1	0	0	1	0/0	0/0	0	6
Johnson	0	0	0	0	0/0	0/0	1	2
Simpson	0	0	0	0	0/0	0/0	1	2
BILLS	40	17	20	3	37/40	13/23	2	320
OPP	31	14	15	2	29/31	15/20	2	260

SACKS: Williams 12.0, Smerlas 6.5, White 5.0, Sanford 3.0, Haslett 2.0, Robertson 1.5, Kadish 1.0, Nelson 1.0, Clark 1.0

BILLS: 33.0

OPPONENTS: 20.0

RUSHING No. Yds Avg Long TD

	No.	Yds	Avg	Long	TD
Cribbs	306	1185	3.9	48	11
Brown	153	559	3.7	34	3
Leaks	67	219	3.3	15	2
Hooks	25	118	4.7	25	1
Ferguson	31	65	2.1	15	0
Miller	12	35	2.9	6	0
Manucci	3	29	9.7	17	0
Butler	1	18	18.0	18	0
Brammer	1	8	8.0	8	0
Humm	1	5	5.0	5	0
Jessie	1	-9	-9.0	-9	0
Cater	2	-10	-5.0	-1	0
BILLS	603	2222	3.7	48	17
OPP	486	1819	3.7	47	14

RECEIVING No. Yds Avg Long TD

	No.	Yds	Avg	Long	TD
Butler	57	832	14.6	69	6
Cribbs	52	415	8.0	21	1
Lewis	40	648	16.2	31	6
Brown	27	137	5.1	20	0
Brammer	26	283	10.9	36	4
Hooks	23	179	7.8	26	0
Gant	12	181	15.1	48	1
Leaks	8	57	7.1	18	1
Piccone	7	82	11.7	16	0
Jessie	4	56	14.0	20	1
Ferguson	3	41	13.7	19	0
Miller	3	25	8.3	15	0
BILLS	262	2936	11.2	69	20
OPP	240	2561	10.7	56	15

INTERCEPTIONS No. Yds Avg Long TD

	No.	Yds	Avg	Long	TD
Freeman	7	107	15.3	47	1
Nixon	5	81	16.2	50	1
Simpson	4	36	9.0	14	0
Romes	2	41	20.5	30	0
Robertson	2	39	19.5	39	0
Haslett	2	30	15.0	17	0
Clark	1	0	0.0	0	0
White	1	0	0.0	0	0
BILLS	24	334	13.9	50	2
OPP	19	193	10.2	48	1

PUNTING No Yds Avg Net TB In Lg B

	No	Yds	Avg	Net	TB	In	Lg	B
Cater	73	2828	38.7	31.1	16	12	61	1
BILLS	74	2828	38.2	31.1	16	12	61	1
OPP	82	3226	39.3	34.2	8	21	61	1

PUNT RETURNS Ret FC Yds Avg Long TD

	Ret	FC	Yds	Avg	Long	TD
Cribbs	29	7	154	5.3	16	0
Hooks	8	2	90	11.3	17	0
Piccone	2	3	15	7.5	8	0
BILLS	39	12	259	6.6	17	0
OPP	34	6	204	6.0	21	0

KICKOFF RETURNS No. Yds Avg Long TD

	No.	Yds	Avg	Long	TD
Miller	16	303	18.9	43	0
Brown	10	181	18.1	25	0
Owens	8	157	19.6	29	0
Hooks	7	109	15.6	35	0
Keating	3	38	12.7	16	0
Cribbs	2	39	19.5	20	0
Vogler	1	0	0.0	0	0
BILLS	47	827	17.6	43	0
OPP	52	1051	20.2	44	0

FIELD GOALS 1-19 20-29 30-39 40-49 50+

	0-0	4-4	4-9	5-9	0-1
Mike-Mayer	0-0	4-4	4-9	5-9	0-1
BILLS	0-0	4-4	4-9	5-9	0-1
OPP	0-0	5-5	3-6	6-8	1-1

Mike-Mayer: (40G)(47G,38G,47N)(51B)(30G)(48G,29G)(49G,20G)() (23G,39N)(37B)(30G,44N)(49N)() (35N,40G,47B)(38N,38N,30G)() (25G) OPPONENTS: () (44G)(45G,47G)() (29G,30N)(21G,35N,49N)(23G)(41G,32G)(28G,50G,44G)(33G)() (36G,42G)() (39N)(40N,27G)()

USUAL STARTERS

OFFENSE

WR	80	Jerry Butler
LT	72	Ken Jones
LG	67	Reggie McKenzie
C	53	Will Grant
RG	69	Conrad Dabler
RT	70	Joe Devlin
TE	88	Reuben Gant
WR	82	Frank Lewis
FB	47	Curtis Brown
RB	20	Joe Cribbs
QB	12	Joe Ferguson

DEFENSE

LE	77	Ben Williams
NT	76	Fred Smerlas
RE	83	Sherman White
OLB	57	Lucius Sanford
ILB	55	Jim Haslett
ILB	59	Shane Nelson
OLB	58	Isiah Robertson
LCB	29	Mario Clark
RCB	26	Charles Romes
FS	45	Bill Simpson
SS	22	Steve Freeman

PASSING	Att	Cmp	Yds	Cmp%	Yds/Att	TD	TD%	Int	Int%	Long	Sack/Lost	Rating
Ferguson	439	251	2805	57.2	6.39	20	4.6	18	4.1	69	13/129	74.6
Humm	14	4	39	28.6	2.79	0	0.0	1	7.1	19	2/9	10.0
Cater	1	1	15	100.0	15.00	0	0.0	0	0.0	15	0/0	118.8
Cribbs	1	1	13	100.0	13.00	0	0.0	0	0.0	13	0/0	118.8
Manucci	6	5	64	83.3	10.67	0	0.0	0	0.0	22	5/48	111.0
BILLS	461	262	2936	56.8	6.37	20	4.3	19	4.1	69	20/186	73.2
OPPONENTS	433	240	2561	55.4	5.91	15	3.5	24	5.5	56	33/279	61.6



1981 SEASON STATISTICS

10-6 | 3RD IN AFC EAST | HEAD COACH CHUCK KNOX

Date	W/L	Score	Opponent	Attendance
9/6	W	31-0	NY Jets	79,754
9/13	W	35-3	at Baltimore	44,950
9/17	L	14-20	Philadelphia	78,331
9/27	L	24-27 (OT)	at Cincinnati	46,418
10/4	W	23-17	Baltimore	77,811
10/12	W	31-21	Miami	78,576
10/18	L	14-33	at NY Jets	54,607
10/25	W	9-7	Denver	77,757
11/1	W	22-13	Cleveland	78,266
11/9	L	14-27	at Dallas	62,583
11/15	L	0-24	at St. Louis	46,214
11/22	W	20-17	New England	71,593
11/29	W	21-14	Washington	59,624
12/6	W	28-27	at San Diego	51,488
12/13	W	19-10	at New England	42,549
12/19	L	6-16	at Miami	72,956

AFC WILD CARD PLAYOFF GAME

12/27 W 31-27 at NY Jets 57,050

AFC DIVISIONAL PLAYOFF

1/3 L 21-28 at Cincinnati 55,420

	BUF	OPP
TOTAL FIRST DOWNS	315	298
Rushing	127	113
Passing	163	154
Penalty	25	31
3rd Down: Made/Att	94/217	72/218
3rd Down Pct.	43.3	33.0
4th Down: Made/Att	—	—
4th Down: Pct.	—	—

POSSESSION AVG. 30:24 29:36

	5640	4945
TOTAL NET YARDS	5640	4945
Avg. per Game	352.5	309.1
Total Plays	1043	1037
Avg. per Play	5.4	4.8

	2125	2075
NET YARDS RUSHING	2125	2075
Avg. per Game	132.8	129.7
Total Rushes	524	516

	3515	2870
NET YARDS PASSING	3515	2870
Avg. per Game	219.7	179.4
Sacked/Yards Lost	16/146	47/373
Gross Yards	3661	3243
Att./Completions	503/253	474/267
Completion Pct.	50.3	56.3
Had Intercepted	20	19

PUNTS/AVERAGE 80/39.7 77/40.0

NET PUNTING AVG. 80/33.9 77/35.6

PENALTIES/YARDS 114/1001 93/690

FUMBLES/BALL LOST 33/18 38/17

	38	30
TOUCHDOWNS	38	30
Rushing	13	7
Passing	25	21
Returns	0	2

SCORE BY PERIOD	Q1	Q2	Q3	Q4	OT	PTS
BILLS	78	124	66	43	0	311
OPPONENTS	44	81	67	81	3	276

SCORING	TD	Ru	Pa	Rt	K-PAT	FG	S	PTS
Mike-Mayer	0	0	0	0	37/37	14/24	0	79
Cribbs	10	3	7	0	0/0	0/0	0	60
Butler	8	0	8	0	0/0	0/0	0	48
Leaks	6	6	0	0	0/0	0/0	0	36
Hooks	5	3	2	0	0/0	0/0	0	30
Lewis	4	0	4	0	0/0	0/0	0	24
Brammer	2	0	2	0	0/0	0/0	0	12
Barnett	1	0	1	0	0/0	0/0	0	6
Brown	1	0	1	0	0/0	0/0	0	6
Ferguson	1	1	0	0	0/0	0/0	0	6
BILLS	38	13	25	0	37/38	14/24	2	311
OPP	30	7	21	2	30/30	22/26	0	276

SACKS: B. Williams 9.0, K. Johnson 8.0, White 8.0, Kush 5.5, Nelson 3.0, Robertson 2.5, Irvin 2.0, Nixon 2.0, Sanford 2.0, Smerlas 2.0, Clark 1.0, Simpson 1.0, Team 1.0
BILLS: 47.0

OPPONENTS: 16.0

RUSHING	No.	Yds	Avg	Long	TD
Cribbs	257	1097	4.3	35	3
Leaks	91	357	3.9	31	6
Hooks	51	250	4.9	19	3
Brown	62	226	3.6	13	0
McCutcheon	34	138	4.1	12	0
Ferguson	20	29	1.5	16	1
Riddick	3	29	9.7	12	0
Brammer	2	17	8.5	6	0
Butler	1	1	1	1	0
Robinson	1	-2	-	-2	0
Kush	1	-6	-	-6	0
Franklin	1	-11	-	-11	0
BILLS	524	2125	4.1	35	13
OPP	516	2075	4.0	29	7

RECEIVING	No.	Yds	Avg	Long	TD
Lewis	70	1244	17.8	33	4
Butler	55	842	15.3	67	8
Cribbs	40	603	15.1	65	7
Brammer	33	365	11.1	26	2
Jessie	15	200	13.3	44	0
Hooks	10	140	14.0	37	2
Leaks	7	51	7.3	13	0
Brown	7	46	6.6	10	1
Piccone	5	65	13.0	16	0
McCutcheon	5	40	8.0	17	0
Barnett	4	36	9.0	16	1
Franklin	2	29	14.5	16	0
BILLS	253	3661	14.5	67	25
OPP	267	3243	12.1	73	21

INTERCEPTIONS	No.	Yds	Avg	Long	TD
Clark	5	142	28.4	53	0
Romes	4	113	28.3	35	0
Simpson	4	42	10.5	42	0
Robertson	2	15	7.5	15	0
Kush	1	19	19.0	19	0
Bess	1	12	12.0	12	0
Nelson	1	9	9.0	9	0
Williams	1	0	-	0	0
BILLS	19	352	18.5	53	0
OPP	20	333	16.7	47	0

PUNTING	No.	Yds	Avg	TB	In	Lg	B
Cater	80	3175	39.7	12	16	71	0
Bills	80	3175	39.7	12	16	71	0
OPP	77	3237	42.0	10	14	72	0

PUNT RETURNS	Ret	FC	Yds	Avg	Long	TD
Hooks	17	2	142	8.4	25	0
Piccone	9	2	57	6.3	13	0
Riddick	4	0	48	12.0	22	0
Franklin	5	3	45	9.0	15	0
BILLS	35	7	292	8.3	25	0
OPP	34	13	220	6.5	20	0

KICKOFF RETURNS	No.	Yds	Avg	Long	TD
Franklin	21	436	20.8	33	0
Riccick	14	257	18.4	25	0
Hooks	11	215	19.5	36	0
Brown	7	140	20.0	30	0
Piccone	2	31	15.5	16	0
Bess	1	6	6.0	6	0
Freeman	1	0	-	0	0
BILLS	57	1085	19.0	36	0
OPP	61	1268	20.8	90	1

FIELD GOALS

	1-19	20-29	30-39	40-49	50+
Mike-Mayer	0-0	4-6	5-7	5-10	0-1
BILLS	0-0	4-6	5-7	5-10	0-1
OPP	1-1	9-9	8-9	4-6	0-1

Mike-Mayer: (21G, 51N)(49N)(20N)(40G)
(43N, 34G, 44G, 45G)(37G)(47N)(41G, 46G, 36G)
() () () (28G, 42N, 23G, 38N)(39N)(40N)(29G)
(31G, 36G, 27N)
OPPONENTS: () (22G)(29G, 56N, 46G)(23G, 28G)(32G)() (24G, 29G, 39G, 22G)(43B)(36G, 39G)(47G, 31G)(35G, 48N)(43G, 35B)() (29G, 27G)(42G)(22G, 30G, 233G)

USUAL STARTERS

OFFENSE

WR	80	Jerry Butler
LT	72	Ken Jones
LG	73	Jon Borchardt (8)
	67	Reggie McKenzie (6)
C	53	Will Grant
RG	69	Conrad Dabler
RT	70	Joe Devlin
TE	86	Mark Brammer
WR	82	Frank Lewis
FB	47	Curtis Brown
RB	20	Joe Cribbs
QB	12	Joe Ferguson

DEFENSE

LE	77	Ben Williams
NT	76	Fred Smerlas
RE	83	Sherman White
OLB	57	Lucius Sanford
ILB	55	Jim Haslett
ILB	59	Shane Nelson
OLB	58	Isiah Robertson
LCB	29	Mario Clark
RCB	26	Charles Romes
FS	45	Bill Simpson
SS	22	Steve Freeman

PASSING	Att	Cmp	Yds	Cmp%	Yds/Att	TD	TD%	Int	Int%	Long	Sack/Lost	Rating
Ferguson	498	252	3652	50.6	7.33	24	4.8	20	4.0	67	15/137	74.1
Robinson	2	0	0	0.0	0.00	0	0.0	0	0.0	0	1/9	39.6
Cribbs	1	1	9	100.0	9.00	1	100.0	0	0.0	9	0/0	143.8
Leaks	1	0	0	0.0	0.00	0	0.0	0	0.0	0	0/0	39.6
Mike-Mayer	1	0	0	0.0	0.00	0	0.0	0	0.0	0	0/0	39.6
BILLS	503	253	3661	50.3	7.29	25	5.0	20	4.0	67	16/146	74.3
OPPONENTS	474	267	3243	56.3	6.84	21	4.4	19	4.2	73	47/373	74.7



1982 SEASON STATISTICS

4-5 | 4TH IN AFC EAST | HEAD COACH CHUCK KNOX

Date	W/L	Score	Opponent	Attendance
9/12	W	14-9	Kansas City	79,383
9/16	W	23-22	Minnesota	77,753
9/26	C		at Houston	
10/3	C		New England	
10/10	C		at Baltimore	
10/18	C		at NY Jets	
10/24	C		Detroit	
10/31	C		at Denver	
11/7	C		NY Jets	
11/14	C		at New England	
11/21	L	7-9	Miami	52,945
11/28	W	20-0	Baltimore	33,985
12/5	L	21-33	at Green Bay+	46,655
12/12	W	13-0	Pittsburgh	58,391
12/19	L	23-24	at Tampa Bay	62,510
12/27	L	10-27	at Miami	73,924
1/2	L	19-30	at New England	36,218

+ at Milwaukee
C - Canceled

	BUF	OPP
TOTAL FIRST DOWNS	180	151
Rushing	83	64
Passing	84	72
Penalty	13	15
3rd Down: Made/Att	57/129	34/112
3rd Down Pct.	44.1	30.4
4th Down: Made/Att	8/13	5/8
4th Down: Pct.	61.5	62.5

POSSESSION AVG. — —

	2927	2334
TOTAL NET YARDS		
Avg. per Game	325.2	259.3
Total Plays	604	536
Avg. per Play	4.9	4.4

	1371	1034
NET YARDS RUSHING		
Avg. per Game	152.3	114.9
Total Rushes	319	268

	1556	1300
NET YARDS PASSING		
Avg. per Game	172.9	144.4
Sacked/Yards Lost	12/115	12/82
Gross Yards	1671	1382
Att./Completions	273/149	256/114
Completion Pct.	54.6	44.5
Had Intercepted	17	13

	35/37.9	44/39.3
PUNTS/AVERAGE		

	36.5	35.7
NET PUNTING AVG.		

	69/582	49/395
PENALTIES/YARDS		

	23/9	14/8
FUMBLES/BALL LOST		

	18	15
TOUCHDOWNS		
Rushing	9	6
Passing	8	8
Returns	1	1

SCORE BY PERIOD	Q1	Q2	Q3	Q4	OT	PTS
BILLS	26	68	19	37	0	150
OPPONENTS	14	57	36	47	0	154

SCORING	TD	Ru	Pa	Rt	K-PAT	FG	S	Pts
Herrera	0	0	0	0	11/12	8/14	0	35
Leaks	5	5	0	0	0/0	0/0	0	30
Butler	4	0	4	0	0/0	0/0	0	24
Cribbs	3	3	0	0	0/0	0/0	0	18
Brammer	2	0	2	0	0/0	0/0	0	12
Ferguson	1	0	0	1	0/0	0/0	0	12
Lewis	2	0	2	0	0/0	0/0	0	12
Mike-Mayer	0	0	0	0	4/5	1/4	0	7
BILLS	18	9	8	1	15/17	9/18	0	150
OPP	15	6	8	1	14/15	16/20	1	154

SACKS: White 4.0, Williams 4.0, Smerlas 2.0, Freeman 1.0, Simpson 1.0
BILLS: 12.0
OPPONENTS: 12.0

RUSHING	No.	Yds	Avg	Long	TD
Cribbs	134	633	4.7	62	3
Leaks	97	405	4.2	17	5
Brown	41	187	4.6	19	0
Ferguson	16	46	2.9	13	1
Moore	16	38	2.4	9	0
Hooks	5	23	4.6	9	0
Koffler	2	21	10.5	12	0
Whittington	7	15	2.2	4	0
Holt	1	3	3.0	3	0
BILLS	319	1371	4.3	62	9
OPP	268	1034	3.9	30	6

RECEIVING	No.	Yds	Avg	Long	TD
Lewis	28	443	15.8	39	2
Butler	26	336	12.9	47	4
Brammer	25	225	9.0	22	2
Cribbs	13	99	7.6	31	0
Leaks	13	91	7.0	12	0
Piccone	12	140	11.7	29	0
Mosley	9	96	10.7	31	0
Tuttle	7	107	15.3	26	0
Brown	6	38	6.3	28	0
Holt	4	45	11.3	23	0
Barnett	4	39	9.8	22	0
Haslett	1	4	4.0	4	0
Moore	1	8	8.0	8	0
BILLS	149	1671	11.2	47	8
OPP	114	1382	12.1	45	8

INTERCEPTIONS	No.	Yds	Avg	Long	TD
Simpson	4	45	11.3	24	0
Freeman	3	27	9.0	14	0
B. Williams	1	20	20.0	20	0
Keating	1	14	14.0	14	0
Parrish	1	8	8.0	8	0
Romes	1	8	8.0	8	0
Robertson	1	0	0.0	0	0
Marve	1	0	0.0	0	0
BILLS	13	122	9.4	24	0
OPP	17	268	15.8	36	0

PUNTING	No	Yds	Avg	Net	TB	In	Lg	B
Tuten	35	1328	37.9	36.5	1	13	61	0
BILLS	35	1328	37.9	36.5	1	13	61	0
OPP	44	1730	39.3	35.7	2	11	61	0

PUNT RETURNS	Ret	FC	Yds	Avg	Long	TD
Mosley	11	5	61	5.5	16	0
Holt	10	0	45	4.5	21	0
Hooks	4	0	13	3.3	8	0
Simpson	1	0	0	0.0	0	0
Tuttle	0	1	0	—	0	0
BILLS	26	6	119	4.6	21	0
OPP	10	14	30	3.0	10	0

KICKOFF RETURNS	No.	Yds	Avg	Long	TD
Mosley	18	487	27.1	66	0
Holt	7	156	22.3	37	0
Piccone	3	50	16.7	23	0
McKnight	3	34	11.3	17	0
Whittington	2	39	19.5	21	0
Brown	1	17	17.0	17	0
Keating	1	9	9.0	9	0
Roopenian	1	0	0.0	0	0
BILLS	36	792	22.0	66	0
OPP	34	604	17.8	32	0

FIELD GOALS	1-19	20-29	30-39	40-49	50+
Herrera	2-2	0-1	2-4	4-7	0-0
Mike-Mayer	0-0	1-2	0-0	0-2	0-0
BILLS	2-2	1-3	2-4	4-9	0-0
OPP	0-0	4-5	6-6	6-7	0-2

Mike-Mayer: (48B,29N)(21G,43N)()
Herrera: (47G,41G,34N)(26B,32N)(49N,48N,34G,19G)(49G)(33G,48N)(46G,25G)
OPPONENTS: (39G,47G,42G,54N)(43G,42G)(42G,49G,21G,56N)() (33G,25G,22N,31G,32G)() (49N,27G)(35G,30G)(42G)

USUAL STARTERS

OFFENSE	
WR	80 Jerry Butler
LT	72 Ken Jones
LG	67 Reggie McKenzie
C	53 Will Grant
RG	73 Jon Borchardt
RT	70 Joe Devlin
TE	86 Mark Brammer
WR	82 Frank Lewis
FB	48 Roosevelt Leaks
RB	20 Joe Cribbs
QB	12 Joe Ferguson

DEFENSE	
LE	77 Ben Williams
NT	76 Fred Smerlas
RE	83 Sherman White
OLB	62 Ervin Parker
ILB	54 Eugene Marve
ILB	55 Jim Haslett
OLB	58 Isiah Robertson
LCB	29 Mario Clark
RCB	28 Charles Romes
FS	45 Bill Simpson
SS	22 Steve Freeman

PASSING	Att	Cmp	Yds	Cmp%	Yds/Att	TD	TD%	Int	Int%	Long	Sack/Lost	Rating
Ferguson	264	144	1597	54.6	6.05	7	2.7	16	6.1	47	11/105	56.3
Robinson	8	5	74	62.5	9.25	1	12.5	0	0.0	31	1/10	132.0
Cribbs	1	0	0	0.0	0.00	0	0.0	1	100.0	0	0/0	—
BILLS	273	149	1671	54.6	6.12	8	3.0	17	6.2	47	12/115	57.3
OPPONENTS	256	114	1382	44.5	5.40	8	3.1	13	5.1	45	12/82	50.7



1983 SEASON STATISTICS

8-8 | T-2ND IN AFC EAST | HEAD COACH KAY STEPHENSON

Date	W/L	Score	Opponent	Attendance
9/4	L	0-12	Miami	78,715
9/11	W	10-6	at Cincinnati	46,839
9/18	W	28-23	Baltimore	40,937
9/25	W	30-13	Houston	60,070
10/3	L	10-34	NY Jets	79,933
10/9	W	38-35	(OT) at Miami	59,948
10/16	W	30-7	at Baltimore	38,565
10/23	L	0-31	New England	60,424
10/30	W	27-21	New Orleans	49,413
11/6	L	7-21	at New England	42,604
11/13	W	24-17	at NY Jets	48,513
11/20	L	24-27	LA Raiders	72,393
11/27	L	17-41	at LA Rams	48,246
12/4	W	14-9	at Kansas City	27,104
12/11	L	10-23	San Francisco	38,039
12/18	L	14-31	at Atlanta	31,015

	BUF	OPP
TOTAL FIRST DOWNS	309	332
Rushing	100	148
Passing	171	148
Penalty	38	36
3rd Down: Made/Att	71/212	81/221
3rd Down Pct.	33.5	36.7
4th Down: Made/Att	7/14	11/17
4th Down: Pct.	50.0	64.7

POSSESSION AVG. 28:24 31:36

TOTAL NET YARDS	4823	5809
Avg. per Game	301.4	363.1
Total Plays	1023	1078
Avg. per Play	4.7	5.4

NET YARDS RUSHING	1736	2503
Avg. per Game	108.5	156.4
Total Rushes	415	566

NET YARDS PASSING	3087	3306
Avg. per Game	192.9	206.6
Sacked/Yards Lost	37/351	32/247
Gross Yards	3438	3553
Att./Completions	571/317	480/286
Completion Pct.	55.5	59.6
Had Intercepted	28	13

PUNTS/AVERAGE 89/39.7 78/42.9

NET PUNTING AVG. 33.6 36.2

PENALTIES/YARDS 144/1094 128/1298

FUMBLES/BALL LOST 24/12 32/18

TOUCHDOWNS	36	39
Rushing	4	14
Passing	30	22
Returns	2	3

SCORE BY PERIOD	Q1	Q2	Q3	Q4	OT	PTS
BILLS	28	87	55	110	3	283
OPPONENTS	29	108	92	122	0	351

SCORING	TD	Ru	Pa	Rt	K-PAT	FG	S	Pts
Danelo	0	0	0	0	33/34	10/20	0	63
Cribbs	1	0	3	7	0/0	0/0	0	60
Franklin	4	0	4	0	0/0	0/0	0	24
Butler	3	0	3	0	0/0	0/0	0	18
Hunter	3	0	3	0	0/0	0/0	0	18
Lewis	3	0	3	0	0/0	0/0	0	18
Mosley	3	0	3	0	0/0	0/0	0	18
Tuttle	3	0	3	0	0/0	0/0	0	18
Brammer	2	0	2	0	0/0	0/0	0	12
Dawkins	1	0	1	0	0/0	0/0	0	6
Kennedy	1	0	0	1	0/0	0/0	0	6
Kilson	1	0	0	1	0/0	0/0	0	6
Leaks	1	1	0	0	0/0	0/0	0	6
Moore	1	0	1	0	0/0	0/0	0	6
Steinfort	0	0	0	0	1/1	1/6	0	4
BILLS	36	4	30	2	34/36	11/26	283	
OPP	39	14	22	3	39/39	26/39	351	

SACKS: Williams 10.0, Smerlas 6.0, Talley 5.0, Parker 4.0, White 3.0, K. Johnson 2.0, Marve 2.0
BILLS: 32.0
OPPONENTS: 37.0

RUSHING	No.	Yds	Avg	Long	TD
Cribbs	263	1131	4.3	45	3
Moore	60	275	4.6	21	0
Leaks	58	157	2.7	12	1
Ferguson	20	88	4.4	19	0
Hunter	2	28	14.0	24	0
Kofler	4	25	6.3	11	0
Riddick	4	18	4.5	12	0
V. Williams	3	11	3.7	5	0
Franklin	1	3	3.0	3	0
BILLS	415	1736	4.2	45	4
OPP	566	2503	4.4	50†	14

RECEIVING	No.	Yds	Avg	Long	TD
Cribbs	57	524	9.2	33†	7
Lewis	36	486	13.5	27†	3
Hunter	36	402	11.2	40†	3
Butler	36	385	10.7	25	3
Moore	34	199	5.9	21	1
Franklin	30	452	45.1	43†	4
Brammer	25	215	8.6	21	2
Tuttle	17	261	15.4	38	3
Mosley	14	180	12.9	35	3
Dawkins	11	123	11.2	28†	1
Barnett	10	94	9.4	14	0
Leaks	8	74	9.3	12	0
Riddick	3	43	14.3	24	0
BILLS	317	3438	10.8	43†	30
OPP	286	3553	12.4	72†	22

INTERCEPTIONS	No.	Yds	Avg	Long	TD
Freeman	3	40	13.3	29	0
C. Williams	3	6	2.0	4	0
Sanford	2	39	19.5	20	0
Romes	2	27	13.5	27	0
Keating	2	20	10.0	17	0
Kennedy	1	22	22.0	22†	1
BILLS	13	154	11.8	29	1
OPP	28	330	11.8	60†	2

PUNTING	No.	Yds	Avg	Net	TB	In	Lg	B
Cater	89	3533	39.7	33.6	7	24	60	0
BILLS	89	3533	39.7	33.6	7	24	60	0
OPP	78	3344	42.9	36.2	14	20	67	0

PUNT RETURNS	Ret	FC	Yds	Avg	Long	TD
Riddick	42	5	241	5.7	24	0
Hurley	1	0	0	0.0	0	0
V. Williams	1	0	0	0.0	0	0
BILLS	44	5	241	5.5	24	0
OPP	42	22	403	9.6	62	0

KICKOFF RETURNS	No.	Yds	Avg	Long	TD
V. Williams	22	494	22.5	60	0
Riddick	28	568	20.3	49	0
Mosley	9	236	26.2	33	0
B. Williams	3	56	18.7	23	0
Talley	2	9	4.5	5	0
BILLS	64	1363	21.3	60	0
OPP	53	949	17.9	43	0

FIELD GOALS	1-19	20-29	30-39	40-49	50+
Danelo	0-0	2-4	5-6	3-6	0-4
Steinfort	0-0	1-1	0-2	0-3	0-0
BILLS	0-0	3-5	5-8	3-9	0-4
OPP	1-1	6-6	8-10	11-19	0-2

Steinfort: (34B, 33N, 49N)(28G, 45N, 45N)
 Danelo: (50N)(48G)(38G)(27N, 36G)
 (50N, 23G, 40G, 30G)(54N, 47N)(124N)
 (30G)(48G)(52N, 20G)(146B, 33G, 38N)(45N)
 OPPONENTS: (33G, 23G, 36G, 50G)(40N, 30G, 47G)(28G, 49G, 45G)(31G, 26G)(19G, 38N, 42G)
 (52N, 43N)(36N)(22G, 47N, 48N)(146B)(52N, 49N, 48G)(41G, 36G)(37G, 45B, 49G)(42N, 48G, 25G, 42G)(37G, 29G, 45N, 30G)(40G)

USUAL STARTERS

OFFENSE	
WR	80 Jerry Butler
LT	72 Ken Jones
LG	51 Jim Ritcher
C	53 Will Grant
RG	73 Jon Borhardt
RT	63 Justin Cross
TE	86 Mark Brammer
WR	82 Frank Lewis
FB	34 Hunter Moore
RB	20 Joe Cribbs
QB	12 Joe Ferguson

DEFENSE	
LE	77 Ben Williams
NT	76 Fred Smerlas
RE	83 Sherman White (8)
	91 Ken Johnson (8)
OLB	57 Lucius Sanford
ILB	52 Chris Keating
ILB	54 Eugene Marve
OLB	62 Ervin Parker
LCB	29 Mario Clark
RCB	26 Charles Romes
FS	22 Steve Freeman
SS	21 Mike Kennedy

PASSING	Att	Cmp	Yds	Cmp%	Yds/Att	TD	TD%	Int	Int%	Long	Sack/Lost	Rating
Ferguson	508	281	2995	55.3	5.89	26	5.1	25	4.9	43	27/266	69.3
Kofler	61	35	440	57.4	7.21	4	6.6	3	4.9	28	10/85	81.3
Cribbs	2	1	3	50.0	25.00	0	0.0	0	0.0	3	0/0	56.3
BILLS	571	317	3438	55.5	6.02	30	5.3	28	4.9	43	37/351	70.5
OPPONENTS	480	286	3553	59.6	7.40	22	4.6	13	2.7	72	32/247	86.6



1984 SEASON STATISTICS

2-14 | 5TH IN AFC EAST | HEAD COACH KAY STEPHENSON

Date	W/L	Score	Opponent	Attendance
9/2	L	17-21	New England	48,528
9/9	L	7-37	at St. Louis	35,785
9/17	L	17-21	Miami	65,455
9/23	L	26-28	NY Jets	48,330
9/30	L	17-31	at Indianapolis	60,032
10/7	L	17-27	Philadelphia	37,555
10/14	L	28-31	at Seattle	59,034
10/21	L	7-37	Denver	31,204
10/28	L	7-38	at Miami	58,824
11/4	L	10-13	Cleveland	33,343
11/11	L	10-38	at New England	43,313
11/18	W	14-3	Dallas	74,391
11/25	L	14-41	at Washington	51,513
12/2	W	21-15	Indianapolis	20,693
12/8	L	17-21	at NY Jets	45,378
12/16	L	21-52	at Cincinnati	55,771

	BUF	OPP
TOTAL FIRST DOWNS	263	345
Rushing	98	134
Passing	149	186
Penalty	16	25
3rd Down: Made/Att	86/243	87/203
3rd Down Pct.	35.4	42.9
4th Down: Made/Att	11/26	7/10
4th Down: Pct.	42.3	70.0

POSSESSION AVG.	28:43	31:17
------------------------	-------	-------

TOTAL NET YARDS	4341	5582
Avg. per Game	271.3	348.9
Total Plays	1046	1052
Avg. per Play	4.2	5.3

NET YARDS RUSHING	1643	2106
Avg. per Game	102.7	131.6
Total Rushes	398	531

NET YARDS PASSING	2968	3476
Avg. per Game	168.6	217.3
Sacked/Yards Lost	60/554	26/191
Gross Yards	3252	3667
Att./Completions	588/298	495/300
Completion Pct.	50.7	60.6
Had Intercepted	30	16

PUNTS/AVERAGE	90/41.1	72/39.1
----------------------	---------	---------

NET PUNTING AVG.	32.7	32.2
-------------------------	------	------

PENALTIES/YARDS	121/997	87/734
------------------------	---------	--------

FUMBLES/BALL LOST	31/14	36/21
--------------------------	-------	-------

TOUCHDOWNS	31	56
Rushing	9	19
Passing	18	32
Returns	4	5

SCORE BY PERIOD	Q1	Q2	Q3	Q4	OT	PTS
BILLS	66	57	64	63	0	250
OPPONENTS	113	148	72	121	0	454

SCORING	TD	Ru	Pa	Rt	K-PAT	FG	S	Pts
Bell	8	7	1	0	0/0	0/0	0	48
Dennard	7	0	0	0	0/0	0/0	0	42
Danelo	0	0	0	0	17/17	8/16	0	41
Franklin	4	0	4	0	0/0	0/0	0	24
Nelson	0	0	0	0	14/14	3/5	0	23
Dawkins	2	0	2	0	0/0	0/0	0	12
Hunter	2	0	2	0	0/0	0/0	0	12
Brookins	1	0	1	0	0/0	0/0	0	6
David	1	0	0	1	0/0	0/0	0	6
Dufek	1	1	0	0	0/0	0/0	0	6
Keating	1	0	0	1	0/0	0/0	0	6
Neal	1	1	0	0	0/0	0/0	0	6
Sanford	1	0	0	1	0/0	0/0	0	6
V. Williams	1	0	1	0	0/0	0/0	0	6
Wilson	1	0	0	1	0/0	0/0	0	6
BILLS	31.9	18.4	31.3	11/21				250
OPP	56.19	32.5	56/56	20/28				1 454

SACKS: Talley 5.0, Johnson 3.5, Haslett 3.5, McNanie 3.0, Williams 2.0, Smerlas 2.0, Freeman 2.0, Kush 2.0, Keating 2.0, David 1.0
BILLS: 26.0
OPPONENTS: 60.0

RUSHING	No.	Yds	Avg	Long	TD
Bell	262	1100	4.2	85	7
Neal	49	175	3.6	10	1
Ferguson	19	102	5.4	20	0
Moore	24	84	3.5	21	0
Koffler	10	80	8.0	19	0
V. Williams	18	51	2.8	7	0
Brookins	2	27	13.5	16	0
Dufek	9	22	2.4	13	1
Hunter	1	6	6.0	6	0
Riddick	3	3	1.0	6	0
Franklin	1	-7	-7.0	-7	0
BILLS	398	1643	4.1	85	9
OPP	531	2106	4.0	31+	19

RECEIVING	No.	Yds	Avg	Long	TD
Franklin	69	862	12.5	64+	4
Bell	34	277	8.1	37	1
Hunter	33	331	10.0	30	2
Moore	33	172	5.2	14	0
Dennard	30	417	13.9	68+	7
Riddick	23	276	12.0	38	0
Dawkins	21	295	14.0	37+	2
Brookins	18	318	17.7	70+	1
Neal	9	76	8.4	18	0
Barnett	8	67	8.4	18	0
Brammer	7	49	7.0	12	0
V. Williams	5	46	9.2	32	1
Mosley	4	38	9.5	17	0
White	4	28	7.0	11	0
BILLS	298	3252	10.9	70+	18
OPP	300	3667	12.2	65+	32

INTERCEPTIONS	No.	Yds	Avg	Long	TD
Romes	5	130	26.0	55	0
Freeman	3	45	15.0	45	0
Carpenter	3	11	3.7	11	0
Smerlas	1	25	25.0	25	0
Kush	1	15	15.0	15	0
L. Smith	1	7	7.0	7	0
Bellinger	1	0	0.0	0	0
Talley	1	0	0.0	0	0
BILLS	16	233	14.6	55	0
OPPONENTS	30	416	13.9	59+	4

PUNTING	No.	Yds	Avg	Net	TB	In	Lg	B
Kidd	88	3696	42.0	32.7	8	16	63	2
BILLS	90	3696	41.1	32.7	8	16	63	2
OPP	72	2812	39.1	32.2	10	22	69	1

PUNT RETURNS	Ret	FC	Yds	Avg	Long	TD
Wilson	33	8	297	9.0	65+	1
BILLS	33	8	297	9.0	65+	1
OPP	52	10	597	11.5	39	0

KICKOFF RETURNS	No.	Yds	Avg	Long	TD
V. Williams	39	820	21.0	65	0
Wilson	34	576	16.9	36	0
Bell	1	15	15.0	15	0
David	1	6	6.0	6	0
White	1	5	5.0	5	0
BILLS	76	1422	18.7	65	0
OPP	44	958	21.8	59	0

FIELD GOALS	1-19	20-29	30-39	40-49	50+
Nelson	0-0	0-0	1-2	2-3	0-0
Danelo	0-0	5-5	2-4	0-4	1-3
BILLS	0-0	5-5	3-6	2-7	1-3
OPP	0-0	10-10	4-5	4-7	2-6

Danelo: (45N,27G)(52B)(47B,33G)(52G,40N,36G,27G,20G)(23G)(27G,52N,30N)(33N)(42N)
 Nelson: (37N,42G)(34G,43N)(11)(147G)(1)
OPPONENTS: (1)(23G,47B,47B,53N,21G,52G)(36N)(52N)(52B,43G)(36G,22G)(25G)(45G,45G,40G)(22G)(28G,36G)(21G)(20G,47N)(38G,50N,51G)(28G,21G)(1)(36G)

USUAL STARTERS

OFFENSE		
WR	83	Preston Dennard
LT	72	Ken Jones
LG	51	Jim Ritcher
C	53	Will Grant
RG	73	Jon Borchardt
RT	70	Joe Devlin
TE	87	Tony Hunter (8)
	84	Buster Barnett (7)
WR	85	Byron Franklin
FB	34	Booker Moore
RB	28	Greg Bell
QB	12	Joe Ferguson

DEFENSE		
LE	77	Ben Williams
NT	76	Fred Smerlas
RE	91	Ken Johnson
OLB	57	Lucius Sanford (7)
	52	Chris Keating (6)
ILB	55	Jim Haslett
ILB	54	Eugene Marve
OLB	56	Darryl Talley
LCB	30	Brian Carpenter
RCB	26	Charles Romes
FS	21	Don Wilson
SS	22	Steve Freeman

PASSING	Att	Cmp	Yds	Cmp%	Yds/Att	TD	TD%	Int	Int%	Long	Sack/Lost	Rating
Ferguson	344	191	1991	55.5	5.79	12	3.9	17	4.9	68+	35/357	63.5
Dufek	150	74	829	49.3	5.53	4	2.7	8	5.3	64+	10/86	52.9
Koffler	93	33	432	35.5	4.65	2	2.2	5	5.4	70+	15/111	35.8
Mosley	1	0	0	0.0	0.00	0	0.0	0	0.0	0	0/0	39.6
BILLS	588	298	3252	50.7	5.53	18	3.1	30	5.1	70+	60/554	56.3
OPPONENTS	495	300	3667	60.6	7.41	32	6.5	16	3.2	65+	26/191	91.5



1985 SEASON STATISTICS

2-14 | 5TH IN AFC EAST | HEAD COACH KAY STEPHENSON & HANK BULLOUGH

Date	W/L	Score	Opponent	Attendance
9/8	L	9-14	San Diego	67,597
9/15	L	3-42	at NY Jets	63,449
9/22	L	14-17	New England	40,334
9/29	L	20-27	Minnesota	45,667
10/6*	L	17-49	at Indianapolis	60,003
10/13	L	3-14	at New England	40,462
10/20	W	21-9	Indianapolis	28,430
10/27	L	17-21	at Philadelphia	60,987
11/3	L	17-23	Cincinnati	25,640
11/10	W	20-0	Houston	21,831
11/17	L	7-17	at Cleveland	50,764
11/24	L	14-23	Miami	50,474
12/1	L	7-40	at San Diego	45,487
12/8	L	7-27	NY Jets	23,122
12/15	L	24-30	at Pittsburgh	35,953
12/22	L	0-28	at Miami	64,811

	BUF	OPP
TOTAL FIRST DOWNS	256	320
Rushing	86	142
Passing	151	159
Penalty	19	19
3rd Down: Made/Att	68/208	100/226
3rd Down Pct.	32.7	44.2
4th Down: Made/Att	7/17	8/14
4th Down: Pct.	41.1	57.1

	28:21	31:39
POSSESSION AVG.		

	4595	5540
TOTAL NET YARDS		
Avg. per Game	287.2	346.3
Total Plays	971	1071
Avg. per Play	4.7	5.2

	1611	2462
NET YARDS RUSHING		
Avg. per Game	100.7	153.9
Total Rushes	412	569

	2984	3078
NET YARDS PASSING		
Avg. per Game	186.5	192.4
Sacked/Yards Lost	42/347	25/223
Gross Yards	3331	3301
Att./Completions	517/263	477/265
Completion Pct.	50.9	55.6
Had Intercepted	31	20

	92/41.5	81/40.5
PUNTS/AVERAGE		

	35.9	34
NET PUNTING AVG.		

	132/965	107/870
PENALTIES/YARDS		

	36/21	36/15
FUMBLES/BALL LOST		

	23	50
TOUCHDOWNS		
Rushing	13	20
Passing	9	24
Returns	1	6

SCORE BY PERIOD	Q1	Q2	Q3	Q4	OT	PTS
BILLS	58	63	41	38	0	200
OPPONENTS	51	144	78	108	0	381

SCORING	TD	R	Pa	Rt	K-PAT	FG	S	Pts
Norwood	0	0	0	23	23	13	17	0 62
Bell	9	8	1	0	0/0	0/0	0	0 54
Reed	5	1	4	0	0/0	0/0	0	0 30
Butler	2	0	2	0	0/0	0/0	0	0 12
Cribbs	1	1	0	0	0/0	0/0	0	0 6
Ferragamo	1	1	0	0	0/0	0/0	0	0 6
Mathison	1	1	0	0	0/0	0/0	0	0 6
Metzelaars	1	1	0	0	0/0	0/0	0	0 6
Moore	1	1	0	0	0/0	0/0	0	0 6
Ramson	1	0	1	0	0/0	0/0	0	0 6
D. Wilson	1	0	0	1	0/0	0/0	0	0 6
BILLS	23	13	9	1	23	23	13	17 200
OPP	50	20	24	6	45	50	12	15 381

SACKS: B. Smith 6.5, McNanie 3.0, D. Smith 3.0, Perryman 2.0, Talley 2.0, Sanford 2.0, Johnson 1.5, Williams 1.5, Frazier 1.0, Haslett 1.0, Smerlas 0.5, Others 1.0
BILLS: 25.0
OPPONENTS: 42.0

RUSHING	No.	Yds	Avg	Long	TD
Bell	223	883	4.0	77t	8
Cribbs	122	399	3.3	16	1
Mathison	27	231	8.6	22	1
Steels	4	26	6.5	22	0
Pruitt	7	24	3.4	7	0
Moore	15	23	1.5	4	1
Ferragamo	8	15	1.9	5	1
Hutchison	2	11	5.5	7	0
B. Smith	1	0	0.0	0	0
Reed	3	-1	-0.3	14t	1
BILLS	412	1611	3.9	77t	13
OPP	569	2462	4.3	69	20

RECEIVING	No.	Yds	Avg	Long	TD
Bell	58	576	9.9	49	1
Reed	48	770	18.8	60t	2
Butler	41	770	18.8	60t	2
Ramson	37	369	10.0	43	1
Burkett	21	371	17.7	38	0
Cribbs	18	142	7.9	23	0
Richardson	12	201	16.8	27	0
Metzelaars	12	80	6.7	13	1
Moore	7	44	6.3	9	0
Brookins	3	71	23.7	46	0
Norris	2	30	15.0	18	0
Steels	2	9	4.5	6	0
Teal	1	24	24.0	24	0
V. Williams	1	7	7.0	7	0
BILLS	263	3331	12.7	60t	9
OPP	265	3301	12.5	96t	24

INTERCEPTIONS	No.	Yds	Avg	Long	TD
Romes	7	56	8.0	21	0
Bellinger	2	64	32.0	41	0
D. Wilson	2	23	11.5	23	0
Hill	2	17	8.5	17	0
Bayless	2	10	5.0	10	0
Burroughs	2	7	3.5	7	0
Haslett	1	40	40.0	40	0
Frazier	1	8	8.0	8	0
Johnson	1	0	0.0	0	0
BILLS	20	225	11.3	41	0
OPP	31	418	13.5	75t	4

PUNTING	No.	Yds	Avg	Net	TB	In	Lg	B
Kidd	92	3818	41.5	35.9	4	33	67	0
BILLS	92	3818	41.5	35.9	4	33	67	0
OPP	81	3284	40.5	34.0	12	21	64	1

PUNT RETURNS	Ret	FC	Yds	Avg	Long	TD
D. Wilson	16	5	161	10.1	30	0
Hill	16	1	120	7.5	24	0
Reed	5	0	12	2.4	5	0
E. Wilson	1	0	0	0.0	0	0
BILLS	38	6	293	7.7	30	0
OPP	49	15	438	8.9	85t	1

KICKOFF RETURNS	No.	Yds	Avg	Long	TD
D. Wilson	22	465	21.1	37	0
Steels	20	338	16.9	35	0
Hutchison	12	239	19.9	36	0
Brookins	6	152	25.3	39	0
Richardson	3	69	23.0	31	0
Moore	3	31	10.3	15	0
Teal	1	20	20.0	20	0
V. Williams	1	20	20.0	20	0
BILLS	68	1334	19.6	39	0
OPP	41	798	19.5	53	0

FIELD GOALS	1-19	20-29	30-39	40-49	50+
Norwood	0-0	7-8	2-4	4-5	0-0
BILLS	0-0	7-8	2-4	4-5	0-0
OPP	0-0	5-6	4-4	3-5	0-0

Norwood: (27G,34G,29G)(32G)(49G,28G)(45G)(47G)(26G)(43G,27N)(24G,23G)(47N)(31N)(39N)(24G)
 OPPONENTS: (47N)(32G)(20N)(41G,27G,38G)(31G)(40G)(22G,24G,28G)(41N,26G,31G,45G)

USUAL STARTERS

OFFENSE	
WR	80 Jerry Butler
LT	72 Ken Jones
LG	51 Jim Ritcher
C	53 Will Grant
RG	65 Tim Vogler
RT	70 Joe Devlin
TE	87 Eaton Ramson (10)
	88 Pete Metzelaars (6)
WR	83 Andre Reed
FB	34 Booker Moore
RB	28 Greg Bell
QB	5 Vince Ferragamo (9)
	7 Bruce Mathison (7)

DEFENSE

LE	77 Ben Williams
NT	76 Fred Smerlas
RE	78 Bruce Smith
OLB	57 Lucius Sanford
ILB	55 Jim Haslett
ILB	54 Eugene Marve
OLB	52 Guy Frazier
LCB	29 Derrick Burroughs
RCB	26 Charles Romes
FS	43 Martin Bayless
SS	22 Steve Freeman

PASSING	Att	Cmp	Yds	Cmp%	Yds/Att	TD	TD%	Int	Int%	Long	Sack/Lost	Rating
Ferragamo	287	149	1677	51.9	5.84	5	1.7	17	5.9	48	19/135	50.8
Mathison	228	113	1635	49.6	7.17	4	1.8	14	6.2	60t	22/203	53.5
Reich	1	1	19	100.0	19.00	0	0.0	0	0.0	19	0/0	118.8
Bell	1	0	0	0.0	0.00	0	0.0	0	0.0	0	0/0	39.6
Kidd	0	0	0	—	0.00	0	0.0	0	0.0	0	1/9	0.0
BILLS	517	263	3331	50.9	6.44	9	1.7	31	6.0	60t	42/347	52.1
OPPONENTS	477	265	3301	55.6	6.92	24	5.0	20	4.2	96t	25/223	76.5



1986 SEASON STATISTICS

4-12 | 4TH IN AFC EAST | HEAD COACH HANK BULLOUGH & MARV LEVY

Date	W/L Score	Opponent	Attendance
9/7	L 24-28	NY Jets	79,951
9/14	L 33-36(OT)	at Cincinnati	52,714
9/21	W 17-10	St. Louis	65,762
9/28	L 17-20	Kansas City	67,555
10/5	L 13-14	at NY Jets	69,504
10/12	L 14-27	at Miami	49,467
10/19	W 24-13	Indianapolis	50,050
10/26	L 3-23	New England	77,808
11/2	L 28-34	at Tampa Bay	32,806
11/9*	W 16-12	Pittsburgh	72,000
11/16	L 24-34	Miami	76,474
11/23	L 19-22	at New England	60,455
11/30	W 17-14	at Kansas City	31,492
12/7	L 17-21	Cleveland	42,213
12/14	L 14-24	at Indianapolis	52,783
12/21	L 7-16	at Houston	31,409

* Marv Levy's first game

	BUF	OPP
TOTAL FIRST DOWNS	291	334
Rushing	101	100
Passing	152	204
Penalty	38	30
3rd Down: Made/Att	60/185	79/218
3rd Down Pct.	32.4	36.2
4th Down: Made/Att	8/14	12/18
4th Down: Pct.	57.1	66.7

POSSESSION AVG.	28:02	31:58
------------------------	-------	-------

	5017	5523
TOTAL NET YARDS	5017	5523
Avg. per Game	313.6	345.2
Total Plays	963	1071
Avg. per Play	5.2	5.2

	1654	1721
NET YARDS RUSHING	1654	1721
Avg. per Game	103.4	107.6
Total Rushes	419	465

	3363	3802
NET YARDS PASSING	3363	3802
Avg. per Game	210.2	237.6
Sacked/Yards Lost	45/334	36/267
Gross Yards	3697	4069
Att./Completions	499/294	570/343
Completion Pct.	58.9	60.2
Had Intercepted	19	10

PUNTS/AVERAGE	75/40.4	83/38.1
----------------------	---------	---------

NET PUNTING AVG.	34.5	33.4
-------------------------	------	------

PENALTIES/YARDS	121/878	128/1098
------------------------	---------	----------

FUMBLES/BALL LOST	40/20	19/8
--------------------------	-------	------

	34	40
TOUCHDOWNS	34	40
Rushing	9	18
Passing	22	21
Returns	3	1

SCORE BY PERIOD	Q1	Q2	Q3	Q4	OT	PTS
BILLS	51	87	71	78	0	287
OPPONENTS	70	91	69	115	0	348

SCORING	TD	R	Pa	Rt	K-PAT	FG	S	Pts
Norwood	0	9	0	32	3/4	17/27	0	83
Reed	7	0	7	0	0/0	0/0	0	42
Bell	6	4	2	0	0/0	0/0	0	36
Riddick	5	4	1	0	0/0	0/0	0	30
Burkett	4	0	4	0	0/0	0/0	0	24
Metzelaars	4	0	3	1	0/0	0/0	0	24
Butler	2	0	2	0	0/0	0/0	0	12
Bellinger	1	0	0	1	0/0	0/0	0	6
Byrum	1	0	1	0	0/0	0/0	0	6
Harmon	1	0	1	0	0/0	0/0	0	6
Moore	1	1	0	0	0/0	0/0	0	6
Pitts	1	0	0	1	0/0	0/0	0	6
BILLS	33	9	22	2	23/34	17/27	0	287
OPP	40	18	21	1	38/40	22/33	2	384

SACKS: B. Smith 15.0, McNanie 6.5, Talley 3.0, Marve 2.5, Smerlas 2.0, Bayless 1.0, Cumby 1.0, Drane 1.0, Frazier 1.0, Hamby 1.0, Prater 1.0, Sanford 1.0
BILLS: 36.0
OPPONENTS: 45.0

RUSHING	No.	Yds	Avg	Long	TD
Riddick	150	632	4.2	41t	4
Bell	90	377	4.2	42	4
Kelly	41	199	4.9	20	0
Harmon	54	172	3.2	38	0
Byrum	38	156	4.1	18	0
Moore	33	104	3.2	14	1
Wilkins	3	18	6.0	11	0
King	4	10	2.5	7	0
Kidd	1	0	0.0	0	0
Broughton	1	-6	-6.0	-6	0
Reed	3	-8	-2.7	4	0
BILLS	419	1654	3.9	42	9
OPP	465	1721	3.7	45t	18

RECEIVING	No.	Yds	Avg	Long	TD
Reed	53	739	13.9	55t	7
Metzelaars	49	485	9.9	44t	3
Riddick	49	468	9.6	31t	1
Burkett	34	778	22.9	84t	4
Moore	23	184	8.0	27	0
Harmon	22	185	8.4	27	1
Butler	15	302	20.1	53	2
Byrum	13	104	8.0	17	1
Bell	12	142	11.8	40t	2
Wilkins	8	74	9.3	26	0
Teal	6	60	10.0	20	1
Rolle	4	56	14.0	20	0
Broughton	3	71	23.7	57	0
Richardson	3	49	16.3	32	0
BILLS	294	3697	12.6	84t	22
OPP	343	4069	11.9	71t	21

INTERCEPTIONS	No.	Yds	Avg	Long	TD
Romes	4	23	5.8	23	0
Burroughs	2	49	24.5	41	0
Bellinger	1	14	14.0	14	0
Smerlas	1	3	3.0	3	0
Bayless	1	0	0.0	0	0
Freeman	1	0	0.0	0	0
BILLS	10	89	8.9	41	0
OPP	19	284	14.9	69	0

PUNTING	No	Yds	Avg	Net	TB	In	Lg	B
Kidd	75	3031	40.4	34.5	9	14	57	0
BILLS	75	3031	40.4	34.5	9	14	57	0
OPP	83	3162	38.1	33.4	7	31	64	1

PUNT RETURNS	Ret	FC	Yds	Avg	Long	TD
Pitts	18	11	194	10.8	49t	1
Broughton	12	2	53	4.4	13	0
Hill	1	0	0	0.0	0	0
Richardson	1	0	0	0.0	0	0
BILLS	32	13	247	7.7	49t	1
OPP	32	12	260	8.1	17	0

KICKOFF RETURNS	No.	Yds	Avg	Long	TD
Harmon	18	321	17.8	32	0
Tasker	9	148	16.4	24	0
Broughton	11	243	22.1	39	0
Riddick	8	200	25.0	49	0
Richardson	6	123	20.5	28	0
Bellinger	2	32	16.0	16	0
Pitts	1	7	7.0	7	0
BILLS	55	1074	19.5	49	0
OPP	56	1157	20.7	44	0

FIELD GOALS	1-19	20-29	30-39	40-49	50+
Norwood	1-1	6-6	7-7	3-8	0-5
BILLS	1-1	6-6	7-7	3-8	0-5
OPP	0-0	9-9	4-8	5-12	4-4

Norwood: (19G)(20G,44G)(35G)(52N,32G)(23G,32G)(60N)(37G,50B,46N)(53N,26G)(1)(29G)(39G)(48G,34G,33G,28G)(47G,47N)(22G,44N)(46N)(53N,42B)
 OPPONENTS: () (51G,20G)(49N,30N,27G)(24G,46G)() (22G,36G,49N)(37N,46G,44G)(31G,47N,27G,26G)(49G,26G,49N)() (46B,52G,36G)(37G,47G)(41N,44N)() (32N,30N,52G)(26G,51G,22G)

USUAL STARTERS	OFFENSE
WR	85
LT	72
LG	51
C	67
RG	73
RT	70
TE	88
WR	83
FB	42
RB	40
	28
QB	12

DEFENSE	
LE	95
NT	76
RE	78
OLB	57
	52
ILB	58
	50
ILB	54
OLB	56
LCB	36
RCB	26
FS	22
SS	43

Chris Burkett
 Ken Jones
 Jim Ritcher
 Kent Hull
 Will Wolford
 Joe Devlin
 Pete Metzelaars
 Andy Reed
 Rick Moore
 Robb Riddick (8)
 Greg Bell (6)
 Jim Kelly
 Sean McNanie
 Fred Smerlas
 Bruce Smith
 Lucius Sanford (8)
 Guy Frazier (7)
 George Cumby (9)
 Ray Bentley (7)
 Eugene Marve
 Darryl Talley
 Rodney Bellinger
 Charles Romes
 Steve Freeman
 Martin Bayless

PASSING	Att	Cmp	Yds	Cmp%	Yds/Att	TD	TD%	Int	Int%	Long	Sack/Lost	Rating
Kelly	480	285	3593	59.4	7.49	22	4.6	17	3.5	84t	43/330	83.3
Reich	19	9	104	47.4	5.47	0	0.0	2	10.5	37	2/4	24.8
BILLS	499	294	3697	58.9	7.41	22	4.4	19	3.8	84t	45/334	80.9
OPPONENTS	570	343	4069	60.2	7.14	21	3.7	10	1.8	71t	36/267	86.9



1988 SEASON STATISTICS

12-4 | 1ST IN AFC EAST | HEAD COACH MARV LEVY

Date	W/L Score	Opponent	Attendance
9/4	W 13-10	Minnesota	76,783
9/11	W 9-6	Miami	79,520
9/18	W 16-14	at New England	55,945
9/25	W 36-28	Pittsburgh	78,735
10/2	L 3-24	at Chicago	62,793
10/9	W 34-23	Indianapolis	76,018
10/17	W 37-14	at NY Jets	70,218
10/23	W 23-20	New England	76,824
10/30	W 28-0	Green Bay	79,176
11/6	W 13-3	at Seattle	61,074
11/14	W 31-6	at Miami	67,091
11/20	W 9-6 (OT)	NY Jets	78,389
11/27	L 21-35	at Cincinnati	58,672
12/4	L 5-10	at Tampa Bay	49,498
12/11	W 37-21	LA Raiders	77,348
12/18	L 14-17	at Indianapolis	59,908

AFC DIVISIONAL PLAYOFF		
1/1	W 17-10	Houston
AFC CHAMPIONSHIP GAME		
1/8	L 10-21	at Cincinnati

TOTAL FIRST DOWNS	BUF	OPP
Rushing	313	299
Passing	137	114
Penalty	161	146
	15	39
3rd Down: Made/Att	88/207	69/192
3rd Down Pct.	42.5	35.9
4th Down: Made/Att	9/13	6/17
4th Down: Pct.	69.2	35.3

POSSESSION AVG.	29:54	30:06
TOTAL NET YARDS	5315	4578
Avg. per Game	332.2	286.1
Total Plays	1012	971
Avg. per Play	5.3	4.7

NET YARDS RUSHING	2133	1854
Avg. per Game	133.3	115.9
Total Rushes	528	477

NET YARDS PASSING	3182	2724
Avg. per Game	198.9	170.3
Sacked/Yards Lost	30/229	46/322
Gross Yards	3411	3046
Att./Completions	454/271	448/250
Completion Pct.	59.7	55.8
Had Intercepted	17	15

PUNTS/AVERAGE	62/39.5	75/39.7
---------------	---------	---------

NET PUNTING AVG.	35.3	34.5
------------------	------	------

PENALTIES/YARDS	109/824	90/713
-----------------	---------	--------

FUMBLES/BALL LOST	26/16	28/17
-------------------	-------	-------

TOUCHDOWNS	33	29
Rushing	15	14
Passing	15	14
Returns	3	1

SCORE BY PERIOD	Q1	Q2	Q3	Q4	OT	PTS
BILLS	71	83	81	91	3	329
OPPONENTS	44	104	27	62	0	237

SCORING	TD	Ru	Pa	Rt	K-PAT	FG	S	Pts
Norwood	0	0	0	0	33/33	32/37	0	129
Riddick	12	12	1	1	0/0	0/0	0	84
Reed	6	0	6	0	0/0	0/0	0	36
Harmon	4	1	3	0	0/0	0/0	0	24
Rolle	2	0	2	0	0/0	0/0	0	12
Thomas	2	2	0	0	0/0	0/0	0	12
Burkett	1	0	1	0	0/0	0/0	0	6
F. Johnson	1	0	1	0	0/0	0/0	0	6
Kelso	1	0	0	1	0/0	0/0	0	6
Metzelaars	1	0	1	0	0/0	0/0	0	6
Seals	1	0	0	1	0/0	0/0	0	6
B. Smith	0	0	0	0	0/0	0/0	1	2
BILLS	33	15	15	33	33	32/37	1	329
OPP	29	14	14	1	27/29	12/24	0	237

SACKS: B. Smith 11.0, Bennett 9.5, Still 6.0, Wright 5.0, Smerlas 4.0, Talley 2.5, Seals 2.0, Conlan 1.5, Radevic 1.5, Bentley 1.0, Garner 1.0. L. Smith 1.0.
BILLS: 46.0, **OPPONENTS:** 30.0

RUSHING	No.	Yds	Avg	Long	TD
Thomas	207	881	4.3	37f	2
Riddick	111	438	3.9	21	12
Mueller	81	296	3.7	20	0
Harmon	57	212	3.7	32	1
Kelly	35	154	4.4	20	0
Byrum	28	91	3.3	11	0
Reed	6	64	10.7	36	0
Reich	3	-3	-1.0	-1	0
BILLS	528	2133	4.0	37f	15
OPP	477	1854	3.9	58f	14

RECEIVING	No.	Yds	Avg	Long	TD
Reed	71	968	13.6	65f	6
T. Johnson	37	514	13.9	49	0
Harmon	37	427	11.5	36	3
Metzelaars	33	438	13.3	35	1
Riddick	30	282	9.4	26	1
Burkett	23	354	15.4	34	1
Thomas	18	208	11.6	34	0
F. Johnson	9	170	18.9	66f	1
Mueller	8	42	5.3	17	0
Rolle	2	3	1.5	2f	2
Byrum	2	0	0.0	3	0
Kelly	1	5	5.0	5	0
BILLS	271	3411	12.6	66f	15
OPP	250	3046	12.2	63f	14

INTERCEPTIONS	No.	Yds	Avg	Long	TD
Kelso	7	180	25.7	78f	1
Bennett	2	30	15.0	30	0
L. Smith	1	14	14.0	14	0
Cocroft	1	17	17.0	17	0
Davis	1	3	3.0	3	0
Bentley	1	0	0.0	0	0
Conlan	1	0	0.0	0	0
Odomes	1	0	0.0	0	0
BILLS	15	244	16.3	78f	1
OPP	17	202	11.9	40f	1

PUNTING	No.	Yds	Avg	Net	TB	In	Lg	B
Kidd	62	2451	39.5	35.3	2	13	60	0
BILLS	62	2451	39.5	35.3	2	13	60	0
OPP	75	2977	39.7	34.5	12	21	64	2

PUNT RETURNS	Ret	FC	Yds	Avg	Long	TD
F. Johnson	16	3	72	4.5	16	0
Tucker	10	5	80	8.0	24	0
BILLS	26	8	152	5.8	24	0
OPP	36	10	222	6.2	18	0

KICKOFF RETURNS	No.	Yds	Avg	Long	TD
Tucker	15	310	20.7	30	0
F. Johnson	14	250	17.9	24	0
Harmon	11	249	22.6	37	0
Riddick	6	100	16.7	23	0
Byrum	2	9	4.5	9	0
Pike	1	5	5.0	5	0
Rolle	1	12	12.0	12	0
BILLS	50	935	18.7	37	0
OPP	69	1117	16.2	30	0

FIELD GOALS	1-19	20-29	30-39	40-49	50+
Norwood	1-1	10-10	15-16	6-9	0-1
BILLS	1-1	10-10	15-16	6-9	0-1
OPP	0-0	5-7	3-4	3-8	1-5

Norwood: (27G,42N,26G)(41G,35G,28G)
 (38G,44G,41G)(38G,39G,39G,48G,49G)(28G,46N)
 (52N,45G,19G)(30G,34G,28G)(30G,35G,33G)()
 (27G,23G)(30G,39N)(47N,25G,26G,30G)(30G)
 (30G,30G,22G)
 OPPONENTS: (42N,30G)(31G,27G,50N)()
 (49N)(22G)(31G,49N,40G,22G)() (25N,52N,
 39N)() (41G)) (23G,40G,40N)(51N)(29G,29N)(53N,
 52G,48N)

USUAL STARTERS

OFFENSE		
WR	86	Trumaine Johnson (9)
	85	Chris Burkett (7)
LT	73	Will Wolford
LG	51	Jim Ritcher
C	67	Kent Hull
RG	65	Tim Vogler
RT	70	Joe Devlin
TE	88	Pete Metzelaars
WR	83	Andre Reed
FB	39	Jamie Mueller
RB	34	Thurman Thomas
QB	12	Jim Kelly

DEFENSE		
LE	72	Art Still
NT	76	Fred Smerlas
RE	78	Bruce Smith
LOLB	55	Cornelius Bennett
LILB	58	Shane Conlan
RILB	50	Ray Bentley
ROLB	56	Darryl Talley
LCB	29	Derrick Burroughs
RCB	37	Nate Odomes
FS	38	Mark Kelso
SS	46	Leonard Smith

PASSING	Att	Cmp	Yds	Cmp%	Yds/Att	TD	TD%	Int	Int%	Long	Sack/Lost	Rating
Kelly	452	269	3380	59.5	7.48	15	3.3	17	3.8	66f	30/229	78.2
Riddick	2	2	31	100.0	15.50	0	0.0	0	0.0	26	0/0	118.8
BILLS	454	271	3411	59.7	7.51	15	3.3	17	3.7	66f	30/229	78.5
OPPONENTS	448	250	3046	55.8	6.80	14	3.1	15	3.3	63f	46/322	73.4



1989 SEASON STATISTICS

9-7 | 1ST IN AFC EAST | HEAD COACH MARV LEVY

Date	W/L Score	Opponent	Attendance
9/10	W 27-24	at Miami	54,541
9/18	L 14-28	Denver	78,176
9/24	W 47-41 (OT)	at Houston	57,278
10/1	W 31-10	New England	78,921
10/8	L 14-37	at Indianapolis	58,890
10/16	W 23-20	LA Rams	76,231
10/22	W 34-3	NY Jets	76,811
10/29	W 31-17	Miami	80,208
11/5	L 28-30	at Atlanta	45,267
11/12	W 30-3	Indianapolis	79,256
11/19	L 24-33	at New England	49,663
11/26	W 24-7	Cincinnati	80,074
12/4	L 16-17	at Seattle	57,682
12/10	L 19-22	New Orleans	70,037
12/17	L 10-21	at San Francisco	60,927
12/23	W 37-0	at NY Jets	21,148

AFC DIVISIONAL PLAYOFF

1/6	L 30-34	at Cleveland	77,706
-----	---------	--------------	--------

	BUF	OPP
TOTAL FIRST DOWNS	334	299
Rushing	136	117
Passing	177	156
Penalty	21	26
3rd Down: Made/Att	86/203	75/213
3rd Down Pct.	42.4	35.2
4th Down: Made/Att	4/8	7/15
4th Down: Pct.	50.0	46.7

POSSESSION AVG.

30:12	29:48
-------	-------

TOTAL NET YARDS

5853	5046
Avg. Per Game	365.8 315.4
Total Plays	1045 1030
Avg. Per Play	5.6 4.9

NET YARDS RUSHING

2264	1840
Avg. Per Game	141.5 115.0
Total Rushes	532 484

NET YARDS PASSING

3589	3206
Avg. Per Game	224.3 200.4
Sacked/Yards Lost	35/242 38/289
Gross Yards	3831 3495
Att./Completions	478/281 508/255
Completion Pct.	58.8 50.2
Had Intercepted	20 23

PUNTS/AVERAGE

67/38.3	75/38.3
---------	---------

NET PUNTING AVG.

32.2	32.1
------	------

PENALTIES/YARDS

103/831	87/616
---------	--------

FUMBLES/BALL LOST

30/21	31/13
-------	-------

TOUCHDOWNS

49	34
Rushing	15 15
Passing	32 14
Returns	2 5

SCORE BY PERIOD	Q1	Q2	Q3	Q4	OT	PTS
BILLS	59	117	92	135	6	409
OPP	62	44	88	123	0	317

SCORING

TD	Ru	Pa	Rt	K-PAT	FG	S	PTS
Norwood	0	0	0	0	46/48	23/30	0 115
Thomas	12	6	6	0	0/0	0/0	0 72
Reed	9	0	0	0	0/0	0/0	0 54
Kinnebrew	6	6	0	0	0/0	0/0	0 36
Harmon	4	0	4	0	0/0	0/0	0 24
K. Davis	3	1	2	0	0/0	0/0	0 18
Loflon	3	0	3	0	0/0	0/0	0 18
Beebe	2	0	2	0	0/0	0/0	0 12
Kelly	2	0	2	0	0/0	0/0	0 12
McKellar	2	0	2	0	0/0	0/0	0 12
Metzelaars	2	0	2	0	0/0	0/0	0 12
Jackson	1	0	1	0	0/0	0/0	0 6
Johnson	1	0	1	0	0/0	0/0	0 6
Kelso	1	0	1	0	0/0	0/0	0 6
Rolle	1	0	1	0	0/0	0/0	0 6
BILLS	49	15	32	2	46/48	23/30	0 409
OPP	34	15	14	5	33/34	26/37	1 317

SACKS:

B. Smith 13.0, Talley 6.0, Bennett 5.5, Seals 4.0, Wright 3.0, Radevic 4.5, Burroughs 1.0, Cofield 1.0, Conlan 1.0, Odomes 1.0, Smerlas 1.0
BILLS: 38.0 OPPONENTS: 35.0

RUSHING

No.	Yds	Avg	Long	TD	
Thomas	298	12.44	4.2	38	6
Kinnebrew	131	5.33	4.1	25	6
K. Davis	29	1.49	5.1	21	1
Kelly	29	1.37	4.7	19	2
Harmon	17	0.99	5.8	24	0
Mueller	16	4.44	2.8	9	0
Reed	2	31	15.5	23	0
Gelbaugh	1	-3	-3.0	-3	0
BILLS	532	2264	4.3	38	15
OPP	484	1840	3.8	33	15

RECEIVING

No.	Yds	Avg	Long	TD	
Reed	88	13.12	14.9	78t	9
Thomas	60	6.69	11.2	74t	6
Harmon	29	3.63	12.5	42t	4
Johnson	25	3.03	12.1	36	1
McKellar	20	3.41	17.1	39t	2
Metzelaars	18	1.79	9.9	23	2
Beebe	17	3.17	18.6	63t	2
Loflon	8	1.66	20.8	47	3
K. Davis	6	0.92	15.3	29	2
Kinnebrew	5	6.0	12.0	18	0
Burkett	3	2.0	6.7	9	0
Mueller	1	8	8.0	8	0
Rolle	1	1	1.0	1t	1
BILLS	281	3831	13.6	78t	32
OPP	255	3495	13.7	78t	14

INTERCEPTIONS

No.	Yds	Avg	Long	TD	
Kelso	6	10.1	16.8	43	0
Odomes	5	20	4.0	13	0
L. Smith	2	4.6	23.0	24	0
Jackson	2	4.3	21.5	40t	1
Bennett	2	5	2.5	6	0
Drane	1	25	25.0	25	0
Bailey	1	16	16.0	16	0
Still	1	10	10.0	10	0
Sutton	1	3	3.0	3	0
Conlan	1	0	0.0	0	0
Wright	1	0	0.0	0	0
BILLS	23	269	11.7	43	1
OPP	20	364	18.2	80t	2

PUNTING	No.	Yds	Avg	Net	TB	In	Lg	B
Kidd	65	3564	39.4	32.2	9	15	60	2
BILLS	67	3564	38.3	32.2	9	15	60	2
OPP	75	2870	38.3	32.1	8	18	59	0

PUNT RETURNS

Ret	FC	Yds	Avg	Long	TD	
Sutton	26	9	231	8.9	26	0
Tucker	6	3	63	10.5	14	0
Johnson	1	0	7	7.0	7	0
BILLS	33	12	301	9.1	26	0
OPP	25	15	227	9.1	25	0

KICKOFF RETURNS

No.	Yds	Avg	Long	TD	
Harmon	18	409	22.7	49	0
Beebe	16	353	22.1	85	0
Tucker	10	166	16.6	23	0
K. Davis	3	52	17.3	20	0
Rolle	2	20	10.0	14	0
Tasker	2	39	19.5	20	0
Jackson	1	0	0.0	0	0
Mueller	1	19	19.0	19	0
BILLS	53	1058	20.0	85	0
OPP	75	1187	15.8	40	0

FIELD GOALS

1-19	20-29	30-39	40-49	50+	
Norwood	0-0	5-6	8-9	10-15	0-0
BILLS	0-0	5-6	8-9	10-15	0-0
OPP	0-0	10-11	9-11	4-8	3-7

Norwood: [34G, 37G]([43N]([43G, 26G]([36G]([40N]([38G, 47G, 40G]([37N, 38G, 27G]([45G, 43N]([42G, 40G, 42N, 32G]([24N, 31G]([24G]([32G, 40G, 43G, 48N]([43G, 48G]([23G]([26G] OPPONENTS: (29G]([22G, 33G, 46G, 24G]([26G, 47N, 52G, 37N]([35G, 37N]([32G, 46G, 25G]([34G, 36G]([52N, 41G]([45G]([45N, 54G, 26G, 50G]([34G, 24G, 34G, 38G]([29G, 50N, 53N]([41N, 31G, 26G, 50N, 22G]([44N]([29N])

USUAL STARTERS

OFFENSE

WR	83	Andre Reed
TE	84	Keith McKeller
LT	73	Will Wolford
LG	51	Jim Ritcher
C	67	Kent Hull
RG	70	Joe Devlin
RT	75	Howard Ballard
TE	88	Pete Metzelaars
FB	28	Larry Kinnebrew
RB	34	Thurman Thomas
QB	12	Jim Kelly

DEFENSE

LE	72	Art Stiller
NT	76	Fred Smerlas
RE	78	Bruce Smith
LOLB	55	Cornelius Bennett
LILB	58	Shane Conlan (9)
	97	Scott Radevic (7)
RILB	50	Ray Bentley
ROLB	56	Darryl Talley
LCB	47	Kirby Jackson
RCB	37	Nate Odomes
FS	38	Mark Kelso
SS	46	Leonard Smith

PASSING

	Att	Cmp	Yds	Cmp%	Yds/Att	TD	TD%	Int	Int%	Long	Sack/Lost	Rating
Kelly	391	228	3130	58.3	8.01	25	6.4	18	4.6	78t	30/216	86.2
Reich	87	53	701	60.9	8.06	7	8.0	2	2.3	63t	4/24	103.7
Johnson	0	0	0	0.0	0.00	0	0.0	0	0.0	0	1/2	0.0
BILLS	478	281	3831	58.8	8.01	32	6.7	20	4.2	78t	35/242	89.3
OPPONENTS	508	255	3495	50.2	6.88	14	2.8	23	4.5	78t	38/289	62.9



1990 SEASON STATISTICS

13-3 | 1ST IN AFC EAST | AFC CHAMPIONS | HEAD COACH MARV LEVY

Date	W/L Score	Opponent	Attendance
9/9	W 26-10	Indianapolis	78,899
9/16	L 7-30	at Miami	68,142
9/24	W 30-7	at NY Jets	69,927
9/30	W 29-28	Denver	74,393
10/7	W 38-24	LA Raiders	80,076
10/21	W 30-27	NY Jets	79,002
10/28	W 27-10	at New England	51,959
11/4	W 42-0	at Cleveland	78,331
11/11	W 45-14	Phoenix	74,904
11/18	W 14-0	New England	74,720
11/26	L 24-27	at Houston	60,130
12/2	W 30-23	Philadelphia	79,320
12/9	W 31-7	at Indianapolis	53,268
12/15	W 17-13	at NY Giants	66,893
12/23	W 24-14	Miami	80,235
12/30	L 14-29	at Washington	52,397

AFC DIVISIONAL PLAYOFF
1/12 W 44-34 Miami 77,087

AFC CHAMPIONSHIP GAME
1/20 W 51-3 LA Raiders 80,324

SUPER BOWL XXV, TAMPA STADIUM
1/27 L 19-20 NY Giants 73,813

	BUF	OPP
TOTAL FIRST DOWNS	302	288
Rushing	123	105
Passing	161	159
Penalty	18	24
3rd Down: Made/Att	82/186	89/208
3rd Down Pct.	44.1	42.8
4th Down: Made/Att	5/11	10/19
4th Down: Pct.	45.5	52.6

	28:39	31:21
POSSESSION AVG.		
TOTAL NET YARDS	5276	4607
Avg. Per Game	329.8	287.9
Total Plays	931	981
Avg. Per Play	5.7	4.7

	2080	1808
NET YARDS RUSHING		
Avg. Per Game	130	113
Total Rushes	479	483

	3196	2799
NET YARDS PASSING		
Avg. Per Game	199.8	174.9
Sacked/Yards Lost	27/208	43/326
Gross Yards	3404	3125
Att./Completions	425/263	455/254
Completion Pct.	61.9	55.8
Had Intercepted	11	18

	58/39.3	66/38.2
PUNTS/AVERAGE		

	33.6	34.0
NET PUNTING AVG.		

	92/683	107/839
PENALTIES/YARDS		

	17/10	33/17
FUMBLES/BALL LOST		

	53	30
TOUCHDOWNS		
Rushing	20	13
Passing	28	17
Returns	5	0

SCORE BY PERIOD	Q1	Q2	Q3	Q4	OT	PTS
BILLS	83	116	69	160	0	428
OPP	55	74	72	62	0	263

SCORING	TD	Ru	Pa	Rt	K-PAT	FG	S	Pts
Norwood	0	0	0	0	50/53	20/29	0	110
Thomas	13	11	2	0	0/0	0/0	0	78
Reed	8	0	8	0	0/0	0/0	0	48
K. Davis	5	4	1	0	0/0	0/0	0	30
McKellar	5	0	5	0	0/0	0/0	0	30
Lofton	4	0	4	0	0/0	0/0	0	24
Mueller	3	2	1	0	0/0	0/0	0	18
Rolle	3	0	3	0	0/0	0/0	0	18
D. Smith	2	2	0	0	0/0	0/0	0	12
Tasker	2	0	2	0	0/0	0/0	0	12
Beebe	1	0	1	0	0/0	0/0	0	6
Bennett	1	0	0	1	0/0	0/0	0	6
Kinnebrew	1	0	0	0	0/0	0/0	0	6
Metzelaars	1	0	1	0	0/0	0/0	0	6
Odomes	1	0	0	1	0/0	0/0	0	6
L. Smith	1	0	0	1	0/0	0/0	0	6
Talley	1	0	0	1	0/0	0/0	0	6
Williams	1	0	0	1	0/0	0/0	0	6
BILLS	53	20	28	5	50/53	20/29	428	
OPP	30	13	17	0	29/30	18/24	263	

SACKS: B. Smith 19.0, Wright 5.0, Bennett 4.0, Seals 4.0, Talley 4.0, Bailey 2.0, Lodish 2.0, Conlan 1.0, Hicks 1.0, Garner 0.5, Patton 0.5.

BILLS: 43.0, **OPPONENTS:** 27.0

RUSHING	No.	Yds	Avg	Long	TD
Thomas	271	1297	4.8	80t	11
K. Davis	64	302	4.7	47	4
Mueller	59	207	3.5	20	2
D. Smith	20	82	4.1	13	2
Kelly	22	63	2.9	15	0
Gardner	15	41	2.7	14	0
Reich	15	24	1.6	9	0
Beebe	1	23	23.0	23	0
Reed	3	23	7.7	26	0
Kinnebrew	9	18	2.0	4	1
BILLS	479	2080	4.3	80t	20
OPP	483	1808	3.7	51	13

RECEIVING	No.	Yds	Avg	Long	TD
Reed	71	945	13.3	56t	8
Thomas	49	532	10.9	63	2
Lofton	35	712	20.3	71	4
McKellar	34	464	13.6	43	5
D. Smith	21	225	10.7	39	0
Mueller	16	106	6.6	30	1
Beebe	11	221	20.1	49	1
Metzelaars	10	60	6.0	12	1
K. Davis	9	78	8.7	16	1
Rolle	3	6	2.0	3t	3
Tasker	2	44	22.0	24t	2
Edwards	2	11	5.5	6	0
BILLS	263	3404	12.9	71	28
OPP	254	3125	12.3	95t	17

INTERCEPTIONS	No.	Yds	Avg	Long	TD
Jackson	3	16	5.3	14	0
Talley	2	60	30.0	60t	1
L. Smith	2	39	19.5	39t	1
Hagy	2	23	11.5	23	0
Kelso	2	0	0.0	0	0
Williams	2	0	0.0	0	0
Bentley	1	13	13.0	13	0
Hicks	1	0	0.0	0	0

Odomes	1	0	0.0	0	0
Pool	1	0	0.0	0	0
Seals	1	0	0.0	0	0
Bills	18	151	8.4	60t	2
OPP	11	156	14.2	61	0

PUNTING	No.	Yds	Avg	Net	Tb	In	Lg	B
Tuten	53	2107	39.8	34.2	12	55	0	0
Nies	5	174	34.8	27.4	0	0	39	0
BILLS	58	2281	39.3	33.6	4	12	55	0
OPP	66	2523	38.2	34.0	5	18	61	3

PUNT RETURNS	Ret	FC	Yds	Avg	Long	TD
Edwards	14	5	92	6.6	16	0
Hale	10	4	76	7.6	25	0
Odomes	1	0	9	9.0	9	0
BILLS	25	9	177	7.1	25	0
OPP	31	12	251	8.1	21	0

KICKOFF RETURNS	No.	Yds	Avg	Long	TD
D. Smith	32	643	20.1	38	0
Edwards	11	256	23.3	54	0
Beebe	6	119	19.8	27	0
Rolle	2	22	11.0	11	0
BILLS	51	1040	20.4	54	0
OPP	73	1129	15.5	35	0

FIELD GOALS	1-19	20-29	30-39	40-49	50+
Norwood	0-0	9-11	5-8	6-10	0-0
BILLS	0-0	9-11	5-8	6-10	0-0
OPP	2-2	9-12	5-6	2-3	0-1

Norwood : (29G,44N,31G,37G,43N,47G)() (24N,48G,42G,27G)(37N,37G,48N)(23G) (29G,24N)(35G,35G)(42N)(25G)(30N)(43G) (43G,21G,45G,36N)(25G)(29G)(21G)()

OPPONENTS: (24G,29N)(23G,29G,48G)() (49N,24N)(50N,19G)(28G,25G)(32G) () (35N)(25G,36G)(32G) () (23G,22G)(28N) (37G,24G,19G,43G,32G)

USUAL STARTERS

OFFENSE		
WR	80	James Lofton
LT	69	Will Wolford
LG	51	Jim Ritcher
C	67	Kent Hull
RG	65	John Davis
RT	75	Howard Ballard
TE	84	Keith McKellar
WR	83	Andre Reed
FB	39	Jamie Mueller
RB	34	Thurman Thomas
QB	12	Jim Kelly

DEFENSE		
LE	96	Leon Seals
NT	91	Jeff Wright
RE	78	Bruce Smith
LOLB	55	Cornelius Bennett
LILB	58	Shane Conlan
RILB	50	Ray Bentley (9)
LB	54	Carlton Bailey (6)
ROLB	56	Darryl Talley
LCB	47	Kirby Jackson
RCB	37	Nate Odomes
FS	22	John Hagy
SS	46	Leonard Smith

PASSING	Att	Cmp	Yds	Cmp%	Yds/Att	TD	TD%	Int	Int%	Long	Sack/Lost	Rating
Kelly	480	285	3593	59.4	7.49	22	4.6	17	3.5	84t	43/330	83.3
Reich	19	9	104	47.4	5.47	0	0.0	2	10.5	37t	2/4	24.8
BILLS	499	294	3697	58.9	7.41	22	4.4	19	3.8	84t	45/334	80.9
OPPONENTS	570	343	4069	60.2	7.14	21	3.7	10	1.8	71t	36/267	86.9



1991 SEASON STATISTICS

13-3 | 1ST IN AFC EAST | AFC CHAMPIONS | HEAD COACH MARV LEVY

Date	W/L Score	Opponent	Attendance
9/1	W 35-31	Miami	80,252
9/8	W 52-34	Pittsburgh	79,545
9/15	W 23-20	at NY Jets	65,309
9/22	W 17-10	at Tampa Bay	57,323
9/29	W 35-20	Chicago	80,366
10/7	L 6-33	at Kansas City	76,120
10/13	W 42-6	Indianapolis	79,015
10/21	W 35-16	Cincinnati	80,131
11/3	W 22-17	New England	78,278
11/10	W 34-24	at Green Bay	52,175
11/18	W 41-27	at Miami	71,062
11/24	L 13-16	at New England	47,053
12/1	W 24-13	NY Jets	80,243
12/8	W 30-27 (OT)	at LA Raiders	85,081
12/15	W 35-7	at Indianapolis	48,286
12/22	L 14-17(OT)	Detroit	78,059

AFC DIVISIONAL PLAYOFF

1/5	W 37-14	Kansas City	80,182
AFC CHAMPIONSHIP GAME			
1/12	W 10-7	Denver	80,272
SUPER BOWL XXVI, METRODOME			
1/26	L 24-37	Washington	63,130

TOTAL FIRST DOWNS

Rushing	128	138
Passing	208	166
Penalty	23	31
3rd Down: Made/Att	90/191	74/218
3rd Down Pct.	47.1	33.9
4th Down: Made/Att	4/12	8/20
4th Down Pct.	33.3	40.0

POSSESSION AVG.

26:04 33:56

TOTAL NET YARDS

Avg. Per Game	390.8	341.1
Total Plays	1056	1086
Avg. Per Play	5.9	5.0

NET YARDS RUSHING

Avg. Per Game	148.8	127.8
Total Rushes	505	519

NET YARDS PASSING

Avg. Per Game	241.9	213.4
Sacked/Yards Lost	35/269	31/246
Gross Yards	4140	3660
Att./Completions	516/332	536/299
Completion Pct.	64.3	55.8
Had Intercepted	19	23

PUNTS/AVERAGE

54/38.6 70/39.1

NET PUNTING AVG.

36.1 33.4

PENALTIES/YARDS

114/870 109/933

FUMBLES/BALL LOST

25/16 26/14

TOUCHDOWNS

58	34	
Rushing	16	20
Passing	39	12
Returns	3	2

SCORE BY PERIOD Q1 Q2 Q3 Q4 OT PTS

BILLS	82	130	106	137	3	458
OPP	40	87	92	96	3	318

SCORING TD Ru Pa Rt K-PAT FG S Pts

Norwood	0	0	0	56/58	18/29	0	110
Thomas	12	7	5	0/0	0/0	0	72
Reed	10	0	10	0/0	0/0	0	60
Lofton	8	0	8	0/0	0/0	0	48
Beebe	6	0	6	0/0	0/0	0	36
K. Davis	5	4	1	0/0	0/0	0	30
Gardner	4	4	0	0/0	0/0	0	24
McKellar	3	0	3	0/0	0/0	0	18
Edwards	2	0	1	0/0	0/0	0	12
Metzelaars	2	2	0	0/0	0/0	0	12
Rolle	2	2	0	0/0	0/0	0	12
Bennett	1	0	0	1/0	0/0	0	6
Kelly	1	1	0	0/0	0/0	0	6
Odomes	1	0	0	1/0	0/0	0	6
Tasker	1	0	1	0/0	0/0	0	6
BILLS	58	16	39	3	56/58	18/29	458
OPP	34	20	12	2	33/34	27/35	318

SACKS: Bennett 9.0, Wright 6.0, Talley 4.0, Hansen 2.0, L. Smith 2.0, Lodish 1.5, B. Smith 1.5, Jackson 1.0, Odomes 1.0, Rogers 1.0, Seals 1.0, Bills 1.0, OPP: 31.0

OPPONENTS: 35.0

RUSHING

No.	Yds	Avg	Long	TD	
Thomas	288	1407	4.9	33	7
K. Davis	129	624	4.8	78	4
Gardner	42	146	3.5	18	4
Reed	12	136	11.3	46	0
Kelly	20	45	2.3	12	1
Edwards	1	17	17.0	17	0
Reich	13	6	0.5	8	0
BILLS	505	2381	4.7	78	16
OPP	519	2044	3.9	56	20

RECEIVING

No.	Yds	Avg	Long	TD	
Reed	81	1113	13.7	55	10
Thomas	62	631	10.2	50	5
Lofton	57	1072	18.8	77	8
McKellar	44	434	9.9	29	3
Beebe	32	414	12.9	34	6
Edwards	22	228	10.4	33	1
K. Davis	20	118	5.9	14	1
Metzelaars	5	54	10.8	51	2
Gardner	3	20	6.7	11	0
Rolle	3	10	3.3	5	2
Tasker	2	39	19.5	20	1
Alexander	1	7	7.0	7	0
BILLS	332	4140	12.5	77	39
OPP	299	3660	12.2	78	12

INTERCEPTIONS

No.	Yds	Avg	Long	TD	
Odomes	5	120	24.0	48	1
Talley	5	45	9.0	13	0
Jackson	4	31	7.8	15	0
L. Smith	3	22	7.3	22	0
Kelso	2	0	0.0	0	0
Bentley	1	58	58.0	58	0
Hale	1	0	0.0	0	0

Hicks	1	0	0.0	0	0
Williams	1	0	0.0	0	0
BILLS	23	276	12.0	58	1
OPP	19	320	16.8	57	2

PUNTING

No.	Yds	Avg	Net Bk	In	Lg B			
Mohr	54	2085	38.6	36.1	4	12	58	0
BILLS	54	2085	38.6	36.1	4	12	58	0
OPP	70	2740	39.1	33.4	6	19	93	1

PUNT RETURNS

Ref	FC	Yds	Avg	Long	TD	
Edwards	13	9	69	5.3	21	0
Hicks	12	7	203	16.9	59	0
Odomes	1	0	9	9.0	9	0
BILLS	26	16	281	10.8	59	0
OPP	15	17	53	3.5	20	0

KICKOFF RETURNS

No.	Yds	Avg	Long	TD	
Edwards	31	623	20.1	91	1
Fuller	8	125	15.6	22	0
Beebe	7	121	17.3	24	0
K. Davis	4	73	18.3	23	0
Gardner	1	10	10.0	10	0
Taylor	1	18	18.0	18	0
Rolle	0	0	—	0	0
BILLS	52	970	18.7	91	1
OPP	62	1266	20.4	54	0

FIELD GOALS

1-19	20-29	30-39	40-49	50+	
Norwood	1-1	7-8	3-7	5-9	2-4
BILLS	1-1	7-8	3-7	5-9	2-4
OPP	3-3	13-13	5-9	5-6	1-4

Norwood: (25N)(50N,50G)(52G,25G,44G,48N)(36N,33G)(49N)(44G,25G)(1)(1)19G,47N,21G,42G(38G,21G)(42G,21G)(23G,29G)(31G)(49N,32N,36N,42G)(1)(52N,37N) OPPONENTS: (21G)50N,25G,27G(32G,39G,51N)(39N,19G)(28G,42G)(41G,40G,24G,22G)(26G,29G)(32G,53G,42G)(46N,36G,35N)(25G)(33G,28G)(50N,46G,32N)(19G,23G)(19G,28G)(1)(30N,21G)

USUAL STARTERS

OFFENSE

WR	80	James Lofton
LT	69	Will Wolford
LG	51	Jim Ritcher
C	67	Ken Hull
RG	65	John Davis
RT	75	Howard Ballard
TE	84	Keith McKellar
WR	83	Andre Reed
WR	82	Don Beebe
RB	34	Thurman Thomas
QB	12	Jim Kelly

DEFENSE

LE	96	Leon Seals
NT	91	Jeff Wright
RE	90	Phil Hansen
LOLB	97	Cornelius Bennett
LILB	58	Shane Conlan
RILB	54	Carlton Bailey
ROLB	56	Darryl Talley
LCB	47	Kirby Jackson
RCB	37	Nate Odomes
FS	38	Mark Kelso
SS	46	Leonard Smith

PASSING

	Att	Cmp	Yds	Cmp%	Yds/Att	TD	TD%	Int	Int%	Long	Sack/Lost	Rating
Kelly	474	304	3844	64.1	8.11	33	7.0	17	3.6	77	31/227	97.6
Reich	41	27	305	65.9	7.44	6	14.6	2	4.9	29	4/42	107.2
Mohr	1	1	-9	100.0	-9.00	0	0.0	0	0.0	-9	0/0	79.2
BILLS	516	332	4140	64.3	8.02	39	7.6	19	3.7	77	35/269	99.0
OPPONENTS	536	299	3660	55.8	6.83	12	2.2	23	4.3	78	31/246	66.6



1992 SEASON STATISTICS

11-5 | 2ND IN AFC EAST | AFC CHAMPIONS | HEAD COACH MARV LEVY

Date	W/L Score	Opponent	Attendance
9/6	W 40-7	LA Rams	79,001
9/13	W 34-31	at San Francisco	64,053
9/20	W 38-0	Indianapolis	77,781
9/27	W 41-7	at New England	52,527
10/4	L 10-37	Miami	80,368
10/11	L 3-20	at LA Raiders	52,287
10/26	W 24-20	NY Jets	68,181
11/1	W 16-7	New England	78,268
11/8	W 28-20	Pittsburgh	80,294
11/16	W 26-20	at Miami	70,629
11/22	W 41-14	Atlanta	80,004
11/29	L 13-16 (OT)	at Indianapolis	50,221
12/6	L 17-24	NY Jets	75,876
12/12	W 27-17	Denver	71,740
12/20	W 20-16	at New Orleans	68,591
12/27	L 3-27	at Houston	61,742

AFC WILDCARD PLAYOFF	Attendance
1/3 W41-38(OT) Houston	75,141
AFC DIVISIONAL PLAYOFF	Attendance
1/9 W 24-3 at Pittsburgh	60,407
AFC CHAMPIONSHIP GAME	Attendance
1/17 W 29-10 at Miami	72,703
SUPER BOWL XXVII, ROSE BOWL	Attendance
1/31 L 17-52 Dallas	98,374

TOTAL FIRST DOWNS	BUF	OPP
Rushing	350	278
Passing	133	77
Penalty	192	185
3rd Down: Made/Att	25	16
3rd Down Pct.	80/202	84/218
4th Down: Made/Att	39.6	38.5
4th Down Pct.	4/10	7/14
4th Down: Pct.	40.0	50.0

POSSESSION AVG.	28:10	31:50
-----------------	-------	-------

TOTAL NET YARDS	5893	4064
Avg. Per Game	368.3	287.8
Total Plays	1087	991
Avg. Per Play	5.4	4.6

NET YARDS RUSHING	2436	1395
Avg. Per Game	152.3	87.2
Total Rushes	549	427

NET YARDS PASSING	3457	3209
Avg. Per Game	216.1	200.6
Sacked/Yards Lost	29/221	44/351
Gross Yards	3678	3560
Att./Completions	509/293	520/305
Completion Pct.	57.6	58.7
Had Intercepted	21	23

PUNTS/AVERAGE	60/42.2	79/43.9
---------------	---------	---------

NET PUNTING AVG.	36.8	36.5
------------------	------	------

PENALTIES/YARDS	103/775	118/933
-----------------	---------	---------

FUMBLES/BALL LOST	30/17	29/12
-------------------	-------	-------

TOUCHDOWNS	44	31
Rushing	18	8
Passing	23	19
Returns	3	4

SCORE BY PERIOD	Q1	Q2	Q3	Q4	OT	PTS
BILLS	77	118	105	81	0	381
OPPONENTS	46	101	72	61	3	283

SCORING	TD	Ru	Pa	Rt	K-PAT	FG	S	Pts
Christie	0	0	0	0	43/44	24/30	115	
T. Thomas	12	9	3	0	0/0	0/0	0	72
K. Davis	6	6	0	0	0/0	0/0	0	36
Lofton	6	0	6	0	0/0	0/0	0	36
Metzelaars	6	0	6	0	0/0	0/0	0	36
Reed	3	0	3	0	0/0	0/0	0	18
Beebe	2	0	2	0	0/0	0/0	0	12
Frerotte	2	0	2	0	0/0	0/0	0	12
Gardner	2	0	2	0	0/0	0/0	0	12
Fina	1	0	1	0	0/0	0/0	0	6
Kelly	1	0	1	0	0/0	0/0	0	6
Lodish	1	0	0	1	0/0	0/0	0	6
Halle	0	0	0	0	0/0	0/0	1	2
BILLS	44	18	23	3	43/44	24/30	1	381
OPP	31	8	19	4	31/31	22/30	283	

2-Pt. Conversions: **BILLS** 0-0, **OPPONENTS** 2-4

SACKS: Smith 14.0, Hansen 8.0, Wright 6.0, Bennett 4.0, Talley 4.0, Conlan 2.0, M. Patton 2.0, Bailey 1.0, Hicks 1.0, Odomes 1.0, Pike 1.0
BILLS: 44.0,
OPPONENTS: 29.0

RUSHING	No.	Yds	Avg	Long	TD
Thomas	312	1487	4.8	44	9
K. Davis	139	613	4.4	64†	6
Gardner	40	166	4.2	19	2
Reed	8	65	8.1	24	0
Kelly	31	53	1.7	10	1
Fuller	6	39	6.5	15	0
Mohr	1	11	11.0	11	0
Tasker	1	9	9.0	9	0
Edwards	1	8	8.0	8	0
Beebe	1	-6	-6.0	-6	0
Reich	9	-9	-1.0	0	0
BILLS	549	2436	4.4	64†	18
OPP	427	1395	3.3	29	8

RECEIVING	No.	Yds	Avg	Long	TD
Reed	65	913	14.0	51	3
Thomas	58	626	10.8	43	3
Lofton	51	786	15.4	50	6
Beebe	11	144	13.1	43	1
Metzelaars	30	298	9.9	53†	6
K. Davis	15	80	5.3	22	0
McKeller	14	110	7.9	26	0
Lamb	7	139	19.9	53	0
Gardner	7	67	9.6	17	0
Awalt	4	34	8.5	10	0
Edwards	2	25	12.5	20	0
Tasker	2	24	12.0	17	0
Fuller	2	17	8.5	17	0
Frerotte	2	4	2.0	2†	2
Fina	1	1	1.0	1†	1
BILLS	293	3678	12.6	65†	23
OPP	305	3560	11.7	57	19

INTERCEPTIONS	No.	Yds	Avg	Long	TD
Jones	8	263	32.9	82†	2
Kelso	7	21	3.0	13	0
Odomes	5	19	3.8	10	0
Williams	2	15	7.5	15	0
Conlan	1	7	7.0	7	0
BILLS	23	325	14.1	82†	2
OPP	21	423	20.1	103†	2

PUNTING	No	Yds	Avg	Net	TB	In	Lg	B
Mohr	60	2531	42.2	36.8	7	13	61	0
BILLS	60	2531	42.2	36.8	7	13	61	0
OPP	79	3465	43.9	36.5	6	20	62	0

PUNT RETURNS	Ret	FC	Yds	Avg	Long	TD
Hicks	29	6	289	10.0	42	0
Hale	14	2	175	12.5	27	0
BILLS	43	8	464	10.8	42	0
OPP	22	18	185	8.4	17	0

KICKOFF RETURNS	No.	Yds	Avg	Long	TD
K. Davis	14	251	17.9	35	0
Edwards	12	274	22.8	34	0
Frerotte	1	0	0.0	0	0
Fuller	8	134	16.8	28	0
Hicks	1	5	5.0	5	0
Lamb	5	97	19.4	31	0
BILLS	41	761	18.6	35	0
OPP	60	1215	20.3	75†	1

FIELD GOALS	1-19	20-29	30-39	40-49	50+
Christie	2-2	9-9	3-6	7-8	3-5
BILLS	2-2	9-9	3-6	7-8	3-5
OPP	1-1	7-7	4-8	8-11	2-3

Christie:(49G,38G)(41G,28G)(39N,52G)
 (42G,30G)(40G)(25G,36B,49N)(33G)() ()
 (26G,54G,53B,23G,19G)(47G,18G)(52G,44G)(26G)
 (29G,25G)(25G,50N,29G)(40G,33N)
 OPPONENTS:() (33N,24G,47N)(48N)() (30G,
 43G,34G)(45G,36G)(42G,40G)() (28G,49G)
 (21G,35N,50G)(37B,52G,37N,52N,23G,40G)
 (41G,45N)(26G)(35G,27G,42G)(28G,18G)

USUAL STARTERS	WR	James Lofton
WR	80	James Lofton
LT	69	Will Wolford
LG	51	Jim Ritcher
C	67	Kent Hull
RG	74	Glenn Parker
RT	75	Howard Ballard
TE	88	Pete Metzelaars (8)
	84	Keith McKeller (7)
WR	83	Andre Reed
WR/FB	82	Don Beebe (8)
	35	Carwell Gardner (7)
RB	34	Thurman Thomas
QB	12	Jim Kelly

DEFENSE	LE	90	Phil Hansen
LE	90	Phil Hansen	
NT	91	Jeff Wright	
RE	78	Bruce Smith	
LOLB	97	Cornelius Bennett	
LILB	58	Shane Conlan	
RILB	54	Carlton Bailey	
ROLB	56	Darryl Talley	
LCB	47	Kirby Jackson (9)	
	31	James Williams (7)	
RCB	37	Nate Odomes	
FS	38	Mark Kelso	
SS	20	Henry Jones	

PASSING	Att	Cmp	Yds	Cmp%	Yds/Att	TD	TD%	Int	Int%	Long	Sack/Lost	Rating
Kelly	462	269	3457	58.2	7.48	23	5.0	19	4.1	65†	20/145	81.2
Reich	47	24	221	51.1	4.70	0	0.0	2	4.3	21	9/76	46.5
BILLS	509	293	3678	57.6	7.23	23	4.5	21	4.1	65†	29/221	78.0
OPPONENTS	520	305	3560	58.7	6.85	19	3.7	23	4.4	57	44/351	73.2



1993 SEASON STATISTICS

12-4 | 1ST IN AFC EAST | AFC CHAMPIONS | HEAD COACH MARV LEVY

Date	W/L Score	Opponent	Attendance
9/5	W 38-14	New England	79,751
9/12	W 13-10	at Dallas	63,226
9/26	L 13-22	Miami	79,635
10/3	W 17-14	NY Giants	79,283
10/11	W 35-7	Houston	79,613
10/24	W 19-10	at NY Jets	71,541
11/1	W 24-10	Washington	79,106
11/7	W 13-10(OT)	at New England	54,326
11/15	L 0-23	at Pittsburgh	60,265
11/21	W 23-9	Indianapolis	79,101
11/28	L 7-23	at Kansas City	74,452
12/5	L 24-25	LA Raiders	79,478
12/12	W 10-7	at Philadelphia	60,769
12/19	W 47-34	at Miami	71,597
12/26	W 16-14	NY Jets	70,817
1/2	W 30-10	at Indianapolis	43,028

AFC DIVISIONAL PLAYOFF
1/15 W 29-23 LA Raiders 61,923

AFC CHAMPIONSHIP GAME
1/23 W 30-13 Kansas City 76,642
SUPER BOWL XXVIII, GEORGIA DOME
1/30 L 13-30 Dallas 72,817

TOTAL FIRST DOWNS	BUF	OPP
Rushing	117	114
Passing	176	199
Penalty	23	18
3rd Down: Made/Att	98/225	107/235
3rd Down Pct.	43.6	45.5
4th Down: Made/Att	5/8	6/18
4th Down: Pct.	62.5	33.3

POSSESSION AVG. 27:30 32:30

TOTAL NET YARDS	5260	5554
Avg. Per Game	328.8	347.1
Total Plays	1078	1119
Avg. Per Play	4.9	5.0

NET YARDS RUSHING	1943	1921
Avg. Per Game	121.4	120.1
Total Rushes	550	500

NET YARDS PASSING	3317	3633
Avg. Per Game	207.3	227.1
Sacked/Yards Lost	31/218	37/256
Gross Yards	3535	3889
Att./Completions	497/304	582/323
Completion Pct.	61.2	55.5
Had Intercepted	18	23

PUNTS/AVERAGE 74/40.4 65/41.8

NET PUNTING AVG. 36.0 35.1

PENALTIES/YARDS 94/630 99/681

FUMBLES/BALL LOST 26/17 35/24

TOUCHDOWNS	37	25
Rushing	12	7
Passing	20	18
Returns	5	0

SCORE BY PERIOD	Q1	Q2	Q3	Q4	OT	PTS
BILLS	64	113	51	98	3	329
OPPONENTS	71	62	67	42	0	242

SCORING	TD	R	Pa	Rt	K-PAT	FG	S	Pts
Christie	0	0	0	0	36/37	23/32	0	105
K. Davis	6	6	0	0	0/0	0/0	0	36
Reed	6	0	6	0	0/0	0/0	0	36
Thomas	6	6	0	0	0/0	0/0	0	36
Brooks	5	0	5	0	0/0	0/0	0	30
Metzelaars	4	0	4	0	0/0	0/0	0	24
Beebe	3	0	3	0	0/0	0/0	0	18
Jones	1	0	1	0	0/0	0/0	1	8
Copeland	1	0	1	0	0/0	0/0	0	6
Gardner	1	0	1	0	0/0	0/0	0	6
McKeller	1	0	1	0	0/0	0/0	0	6
Odomes	1	0	1	0	0/0	0/0	0	6
Talley	1	0	0	1	0/0	0/0	0	6
Washington	1	0	0	1	0/0	0/0	0	6
BILLS	37	120	5	36/37	23/321	329		
OPP	25	7	18	0	23/25	23/35	242	

SACKS: B. Smith 14.0, Bennett 5.0, Wright 4.5, Hansen 3.5, Barnett 2.0, Jones 2.0, Talley 2.0, Goganious 1.0, Parrella 1.0, M. Patton 1.0, Lashish 0.5, Washington 0.5
BILLS: 37.0
OPPONENTS: 31.0

RUSHING	No.	Yds	Avg	Long	TD
Thomas	335	1315	3.7	27	6
K. Davis	109	391	3.6	19	6
Kelly	36	102	2.8	17	0
Gardner	20	56	2.8	8	0
Turner	11	36	3.3	10	0
Brooks	3	30	10.0	15	0
Reed	9	21	2.3	15	0
Fina	1	-2	-2.0	-2	0
Reich	6	-6	-1.0	-1	0
BILLS	550	1943	3.5	27	12
OPP	500	1921	3.8	35	7

RECEIVING	No.	Yds	Avg	Long	TD
Metzelaars	68	609	9.0	51	4
Brooks	60	714	11.9	32	5
Reed	52	854	16.4	65t	6
Thomas	48	387	8.1	37	0
Beebe	31	504	16.3	65t	3
K. Davis	21	95	4.5	28	0
Copeland	13	242	18.6	60	0
Gardner	4	50	12.5	22	1
McKeller	3	35	11.7	13t	1
Tasker	2	26	13.0	22	0
Awalt	2	19	9.5	10	0
BILLS	304	3535	11.6	65t	20
OPP	323	3889	12.0	54t	18

INTERCEPTIONS	No.	Yds	Avg	Long	TD
Odomes	9	65	7.2	25	0
Talley	3	74	24.7	61t	1
Jones	2	92	46.0	85t	1
Darby	2	32	16.0	32	0
Williams	2	11	5.5	6	0
M. Patton	2	0	0.0	0	0
Washington	1	27	27.0	27t	1
Bennett	1	5	5.0	5	0
B. Smith	1	0	0.0	0	0
BILLS	23	306	13.3	85t	3
OPP	18	174	9.7	35	0

PUNTING	No.	Yds	Avg	Net	TB	In	Lg	B
Mohr	74	2991	40.4	36	4	19	58	0
BILLS	74	2991	40.4	36	4	19	58	0
OPP	65	2719	41.8	35	1	20	58	0

PUNT RETURNS	Ret	FC	Yds	Avg	Long	TD
Copeland	31	7	274	8.8	47t	1
Brooks	1	0	3	3.0	3	0
Tasker	1	0	0	0.0	0	0
BILLS	33	7	277	8.4	47t	1
OPP	29	24	247	8.5	27	0

KICKOFF RETURNS	No.	Yds	Avg	Long	TD
Copeland	24	436	18.2	28	0
Beebe	10	160	16.0	22	0
K. Davis	8	100	12.5	18	0
Lamb	2	40	20.0	23	0
Turner	1	10	10.0	10	0
BILLS	45	746	16.6	28	0
OPP	43	850	19.8	49	0

FIELD GOALS 1-19 20-29 30-39 40-49 50+
Christie 0-0 4-5 12-12 6-9 1-6
BILLS 0-0 4-5 12-12 6-9 1-6
OPP 3-3 8-11 9-12 3-8 0-1

Christie: (28G)(48G,35G)(40G,59G)(24G)(54N)(37G,33G,22G,30G)(58N,45G)(40N,27G,32G)((55N)(51N)(36G)(42N,29N,51N,34G)(38G,32G)(38G,36G,40G)(39G,49G,40G,40N)
OPPONENTS: ((49N,43G,30N)(30G,23G,24G,35N)((1)(33G)(19G,50N)(28N,27G)(37G,19G,31G)(26G,22G,37G)(30G,22G,34G)(37G,35B,34G,26G,47G)(21N,45N)(41G,18G)(27N,41N,42N)(22G,49N)

USUAL STARTERS	WR	82	Don Beebe
OFFENSE	LT	70	John Fina
	LG	51	Jim Ritcher
	C	67	Kent Hull
	RG	65	John Davis
	RT	75	Howard Ballard
	TE	88	Pete Metzelaars
	WR	83	Andre Reed
	WR	80	Bill Brooks
	RB	34	Thurman Thomas
	QB	12	Jim Kelly

DEFENSE	LE	90	Phil Hansen (9)
		77	Oliver Barnett (6)
	NT	91	Jeff Wright
	RE	78	Bruce Smith
	LOLB	97	Cornelius Bennett
	LILB	53	Marvuc Patton
	RILB	55	Mark Maddox (8)
		50	Keith Goganious (7)
	ROLB	56	Darryl Talley
	LCB	29	James Williams
	RCB	37	Nate Odomes
	FS	38	Mark Kelso
	SS	20	Henry Jones

PASSING	Att	Cmp	Yds	Cmp%	Yds/Att	TD	TD%	Int	Int%	65t	Sack/Lost	Rating
Kelly	470	288	3382	61.3	7.20	18	3.8	18	3.8	65t	25/171	79.9
Reich	26	16	153	61.5	5.88	2	7.7	0	0.0	30t	6/47	103.5
Thomas	1	0	0	0.0	0.0	0	0.0	0	0.0	0	0/0	39.6
BILLS	497	304	3535	61.2	7.11	20	4.0	18	3.6	65t	31/218	81.0
OPPONENTS	582	323	3889	55.5	6.68	18	3.1	23	4.0	54t	37/256	70.0



1994 SEASON STATISTICS

7-9 | 4TH IN AFC EAST | HEAD COACH MARV LEVY

Date	W/L	Score	Opponent	Attendance
9/4	L	3-23	NY Jets	79,460
9/11	W	38-35	at New England	60,274
9/18	W	15-7	at Houston	55,242
9/26	W	27-20	Denver	75,373
10/2	L	13-20	at Chicago	62,406
10/9	W	21-11	Miami	79,491
10/16	L	17-27	Indianapolis	79,404
10/30	W	44-10	Kansas City	79,501
11/6	L	17-22	at NY Jets	66,949
11/14	L	10-23	at Pittsburgh	59,019
11/20	W	29-20	Green Bay	79,029
11/24	L	21-35	at Detroit	75,672
12/4	W	42-31	at Miami	69,358
12/11	L	17-21	Minnesota	66,501
12/18	L	17-41	New England	56,784
12/24	L	9-10	at Indianapolis	38,458

TOTAL FIRST DOWNS	BUF	OPP
Rushing	319	294
Passing	107	82
Penalty	181	199
3rd Down: Made/Att	31	13
3rd Down Pct.	96/222	91/217
4th Down: Made/Att	43.2	41.9
4th Down: Pct.	5/16	12/18
	31.3	66.7

POSSESSION AVG.	29:21	30:39
TOTAL NET YARDS	5244	5175
Avg. Per Game	327.8	323.4
Total Plays	1066	1007
Avg. Per Play	4.9	5.1

NET YARDS RUSHING	1831	1515
Avg. Per Game	114.4	94.7
Total Rushes	483	447

NET YARDS PASSING	3413	3660
Avg. Per Game	213.3	228.8
Sacked/Yards Lost	41/301	25/152
Gross Yards	3714	3812
Att./Completions	542/342	535/314
Completion Pct.	63.1	58.7
Had Intercepted	21	16

PUNTS/AVERAGE	67/41.8	69/42.3
NET PUNTING AVG.	36.0	34.1

PENALTIES/YARDS	92/631	101/770
FUMBLES/BALL LOST	30/13	23/12

TOUCHDOWNS	38	40
Rushing	14	10
Passing	23	26
Returns	1	4

SCORE BY PERIOD	Q1	Q2	Q3	Q4	OT	PTS
BILLS	82	120	69	69	0	340
OPPONENTS	46	115	87	108	0	356

SCORING	TD	Ru	Pa	Rt	K-PAT	FG	S	Pts
Christie	0	0	0	0	38/38	24/28	110	
Thomas	9	7	2	0	0/0	0/0	54	
Reed	8	0	8	0	0/0	0/0	48	
Metzelaars	5	0	5	0	0/0	0/0	30	
Beebe	4	0	4	0	0/0	0/0	24	
Gardner	4	4	0	0	0/0	0/0	24	
Bi. Brooks	2	0	2	0	0/0	0/0	12	
K. Davis	2	0	0	0	0/0	0/0	12	
Copeland	1	0	1	0	0/0	0/0	6	
Kelly	1	1	0	0	0/0	0/0	6	
Lodish	1	0	0	1	0/0	0/0	6	
T.urner	1	0	1	0	0/0	0/0	6	
BILLS	38	14	23	1	38/38	24/28	340	
OPP	40	10	26	4	34/36	26/30	356	

2-Pt. Conversions: **BILLS** 0-0, **OPPONENTS** 2-4

SACKS: B. Smith 10.0, Hansen 5.5, Bennett 5.0, Wright 2.0, Jones 1.0, Barnett 1.0, Washington 0.5

BILLS: 25.0
OPPONENTS: 41.0

RUSHING	No.	Yds	Avg	Long	TD
T. Thomas	287	1093	3.8	29	7
K. Davis	91	381	4.2	60	2
Gardner	41	135	3.3	13	4
Reed	10	87	8.7	20	0
Kelly	25	77	3.1	18	1
Jourdain	17	56	3.3	16	0
Beebe	2	11	5.5	6	0
T.urner	2	4	2.0	4	0
Reich	6	3	0.5	5	0
Copeland	1	-7	-7.0	-7	0
Mohr	1	-9	-9.0	-9	0
BILLS	483	1831	3.8	60	14
OPP	447	1515	3.4	28	10

RECEIVING	No.	Yds	Avg	Long	TD
Reed	90	1303	14.5	83f	8
T. Thomas	50	349	7.0	28	2
Metzelaars	49	428	8.7	35f	5
Bi. Brooks	42	482	11.5	32	2
Beebe	32	416	13.0	72	4
Copeland	21	255	12.1	35	1
K. Davis	18	82	4.6	12	0
Gardner	11	89	8.1	21	0
Jourdain	10	56	5.6	18	0
Marrow	5	44	8.8	14	0
L. Johnson	3	42	14.0	21	0
D. Thomas	2	31	15.5	17	0
Turner	1	26	26.0	26f	1
BILLS	342	3714	10.9	83f	23
OPP	314	3812	12.1	57	26

INTERCEPTIONS	No.	Yds	Avg	Long	TD
Darby	4	20	5.0	20	0
Washington	3	36	21.0	36	0
Jones	2	45	22.5	45	0
Burriss	2	24	12.0	24	0
M. Patton	2	8	4.0	8	0
Maddox	1	11	11.0	11	0
T. Smith	1	4	4.0	4	0
B. Smith	1	0	0.0	0	0
BILLS	16	175	10.9	45	0
OPP	21	262	12.5	37f	2

PUNTING	No	Yds	Avg	Net	TB	In	Lg	B
Mohr	67	2799	41.8	36.0	3	13	71	0
BILLS	67	2799	41.8	36.0	3	13	71	0
OPP	69	2916	42.3	34.1	11	19	67	0

PUNT RETURNS	Ret	FC	Yds	Avg	Long	TD
Burriss	32	6	332	10.4	57	0
Copeland	1	2	11	11.0	11	0
BILLS	33	8	343	10.4	57	0
OPP	38	11	324	8.5	31	0

KICKOFF RETURNS	No.	Yds	Avg	Long	TD
Jourdain	27	601	22.3	42	0
Beebe	12	230	19.2	35	0
Copeland	12	232	19.3	32	0
Bu. Brooks	9	162	18.0	25	0
T.urner	6	102	17.0	23	0
Pike	2	9	4.5	9	0
K. Davis	1	0	0.0	0	0
Gardner	1	6	6.0	6	0
M. Patton	1	1	1.0	1	0
Tasker	1	2	2.0	2	0
BILLS	72	1345	18.7	42	0
OPP	72	1455	20.2	45	0

FIELD GOALS	1-19	20-29	30-39	40-49	50+
Christie	0-0	11-12	6-7	5-7	2-2
BILLS	0-0	11-12	6-7	5-7	2-2
OPP	0-0	11-11	8-11	6-7	1-1

Christie : (27G)(32G)(37G,42G,48G,29G,48G)
 (36G,28G)(28G,30G)(23G)(49G,26G,24G)
 (39G)(52G,32B)(38G,51G,25N)(11)(41G)(24G)
 (49N,20G,21G,24G,46N)
 OPPONENTS: (27G,42G,22G)(11)(41N,28G ,
 43G)(50G,20G)(40G,37N)(43G,33G)(22G)
 (26G,45G,41G)(39G,39G,30G)(11)(23G)
 (30G,38G,30G,25G,22G)(33G,20G)(38B,31N,22G)

USUAL STARTERS		
OFFENSE		
WR	82	Don Beebe
LT	70	John Fina
LG	68	Corbin Lacina
C	67	Kevin Hull
RG	65	John Davis
RT	74	Glenn Parker
TE	88	Pete Metzelaars
WR	83	Andre Reed
WR/FB	80	Bill Brooks (10)
	35	Carwell Gardner (6)
RB	34	Thurman Thomas
QB	12	Jim Kelly

DEFENSE		
LE	90	Phil Hansen
NT	91	Jeff Wright
RE	78	Bruce Smith
LOLB	97	Cornelius Bennett
LILB	53	Marvyn Patton
RILB	55	Mark Maddox
ROLB	56	Darryl T alley
LCB	25	Mickey Washington
RCB	28	Thomas Smith
FS	43	Matt Darby
SS	20	Henry Jones

PASSING	Att	Cmp	Yds	Cmp%	Yds/Att	TD	TD%	Int	Int%	Long	Sack/Lost	Rating
Kelly	448	285	3114	63.6	6.95	22	4.9	17	3.8	83f	34/244	84.6
Reich	93	56	568	60.2	6.11	1	1.1	4	4.3	47	7/57	63.4
Reed	1	1	32	100.0	32.0	0	0.0	0	0.0	32	0/0	118.8
BILLS	542	342	3714	63.1	6.85	23	4.2	21	3.9	83f	41/301	81.2
OPPONENTS	535	314	3812	58.7	7.13	26	4.9	16	3.0	57	25/152	84.4



1996 SEASON STATISTICS

10-6 | 2ND IN AFC EAST | HEAD COACH MARV LEVY

Date	W/L	Score	Opponent	Attendance
9/1	W	23-20 (OT)	at NY Giants	74,218
9/8	W	17-10	New England	78,104
9/16	L	6-24	at Pittsburgh	59,002
9/22	W	10-7	Dallas	78,098
10/6	W	16-13 (OT)	Indianapolis	79,401
10/13	L	7-21	Miami	79,642
10/20	W	25-22	at NY Jets	49,775
10/27	L	25-28	at New England	58,858
11/3	W	38-13	Washington	78,002
11/10	W	24-17	at Philadelphia	66,613
11/17	W	31-17	Cincinnati	75,549
11/24	W	35-10	NY Jets	60,854
12/1	L	10-13 (OT)	at Indianapolis	53,804
12/8	L	18-26	at Seattle	41,373
12/16	L	14-16	at Miami	67,016
12/22	W	20-9	Kansas City	68,671

AFC WILD CARD PLAYOFF

12/28	L	27-30	Jacksonville	70,213
-------	---	-------	--------------	--------

	BUF	OPP
TOTAL FIRST DOWNS	294	283
Rushing	128	94
Passing	149	168
Penalty	17	21
3rd Down: Made/Att	83/238	92/259
3rd Down Pct.	34.9	35.5
4th Down: Made/Att	9/14	5/17
4th Down: Pct.	64.3	29.4

POSSESSION AVG.	28:40	31:20
------------------------	-------	-------

	5119	4737
TOTAL NET YARDS	5119	4737
Avg. Per Game	319.9	296.1
Total Plays	1094	1105
Avg. Per Play	4.7	4.3

	1901	1669
NET YARDS RUSHING	1901	1669
Avg. Per Game	118.8	104.3
Total Rushes	563	495

	3218	3068
NET YARDS PASSING	3218	3068
Avg. Per Game	201.1	191.8
Sacked/Yards Lost	48/340	48/341
Gross Yards	3558	3409
Att./Completions	483/279	562/292
Completion Pct.	57.8	52.0
Had Intercepted	24	14

PUNTS/AVERAGE	101/41.5	102/43.2
----------------------	----------	----------

NET PUNTING AVG.	36.5	36.7
-------------------------	------	------

PENALTIES/YARDS	106/831	86/607
------------------------	---------	--------

FUMBLES/BALL LOST	25/13	23/14
--------------------------	-------	-------

	35	28
TOUCHDOWNS	35	28
Rushing	14	12
Passing	18	11
Returns	3	5

SCORE BY PERIOD	Q1	Q2	Q3	Q4	OT	PTS
BILLS	37	110	77	89	6	319
OPPONENTS	70	63	39	91	3	266

SCORING	TD	Ru	Pa	Rt	K-PAT	FG	S	Pts
Christie	0	0	0	0	33/33	24/29	0	105
T. Thomas	8	8	0	0	0/0	0/0	0	48
Reed	6	0	6	0	0/0	0/0	0	36
Holmes	5	4	1	0	1*	0/0	0	32
Early	4	0	4	0	1*	0/0	0	26
Moulds	3	0	2	1	0/0	0/0	0	18
Tasker	3	0	3	0	0/0	0/0	0	18
Kelly	2	2	0	0	0/0	0/0	0	12
Brantley	1	0	1	0	0/0	0/0	0	6
Cline	1	0	1	0	0/0	0/0	0	6
Northern	1	0	0	1	0/0	0/0	0	6
White	1	0	0	1	0/0	0/0	0	6
BILLS	35	14	18	3	33/33	24-29	319	
OPP	28	12	11	5	25/26	23/36	1266	

2-Pt Conversions **BILLS** 2-2, **OPP** 1-2

SACKS: B. Smith 13.5, Hansen 8.0, Paup 6.0, Jeffcoat 5.0, Northern 5.0, Rogers 3.5, Washington 3.5, Irvin 2.0, Kerner 1.0, White 0.5

BILLS: 48.0,
OPPONENTS: 48.0

RUSHING	No.	Yds	Avg	Long	TD
T. Thomas	281	1033	3.7	36	8
Holmes	189	571	3.0	37	4
Kelly	19	66	3.5	22	2
Tindale	14	49	3.5	15	0
Moulds	12	44	3.7	11	0
Collins	21	43	2.0	10	0
Early	3	39	13.0	29	0
Tasker	9	31	3.4	11	0
Reed	8	22	2.8	13	0
Bratton	4	8	2.0	5	0
Van Pelt	3	-5	-1.7	-1	0
BILLS	563	1901	3.4	37	14
OPP	495	1669	3.4	51	12

RECEIVING	No.	Yds	Avg	Long	TD
Reed	66	1036	15.7	67	6
Early	50	798	16.0	95	4
Johnson	46	457	9.9	33	0
T. Thomas	26	254	9.8	69	0
Tasker	21	372	17.7	62	3
Moulds	20	279	14.0	47	2
Cline	19	117	6.2	15	1
Holmes	16	102	6.4	20	1
Copeland	7	85	12.1	31	0
Brantley	5	47	9.4	22	1
Coons	1	12	12.0	12	0
Louchiey	1	0	0.0	0	0
Tindale	1	-1	-1.0	-1	0
BILLS	279	3558	12.8	95	18
OPP	292	3409	11.7	61	11

INTERCEPTIONS	No.	Yds	Avg	Long	TD
Schulz	4	24	6.0	19	0
Martin	2	35	17.5	31	0
Stevens	2	0	0.0	0	0
Burris	1	28	28.0	28	0
Spielman	1	14	14.0	14	0
Kerner	1	6	6.0	6	0
Perry	1	6	6.0	6	0
Jackson	1	0	0.0	0	0
T. Smith	1	0	0.0	0	0
BILLS	14	113	8.1	31	0
OPP	24	498	20.8	91	4

PUNTING	No	Yds	Avg	Net	TB	In	Lg	B
Mohr	101	4194	41.5	36.5	13	27	80	0
BILLS	101	4194	41.5	36.5	13	27	80	0
OPP	102	4406	43.2	36.7	12	27	66	1

PUNT RETURNS	Ret	FC	Yds	Avg	Long	TD
Burris	27	7	286	10.6	45	0
Copeland	14	7	119	8.5	19	0
Tasker	2	1	18	9.0	12	0
BILLS	43	15	423	9.8	45	0
OPP	40	25	246	6.2	87	1

KICKOFF RETURNS	No.	Yds	Avg	Long	TD
Moulds	52	1205	23.2	97	1
Copeland	6	136	22.7	47	0
BILLS	58	1341	23.1	97	1
OPP	65	1255	19.3	32	0

FIELD GOALS	1-19	20-29	30-39	40-49	50+
Christie	0-0	5-6	12-14	7-8	0-1
BILLS	0-0	5-6	12-14	7-8	0-1
OPP	2-2	8-11	6-10	7-12	0-1

Christie: (28G,39G,34G)|(33G,37N)|(31G,45G)
(32G)|(42G,37G,39G)()
(48G,32G,36N,47G,23G,33G,47G)|(33G)|(33G,50N)
(38G)|(22G)()|(24G)|(22G)|(20N)|(41G,48N,42G)
OPPONENTS: (22G,34G)|(42G,45N,25N,47B)
(30G,37B,24B)|(36B)|(46N,44G,41G)|(33N)
(43N)|(40G,32G,54N)()|(23G)|(30G)|(25G)
(33N,41B,25G,49G)|(27N,41G,38G,22G,30G)
(29G,41G,18G)|(19G,24G,26G)

USUAL STARTERS

OFFENSE

WR	88	Quinn Early
TE	86	Tony Cline
LT	70	John Fina
LG	79	Ruben Brown
C	67	Kent Hull
RG	60	Jerry Ostroski
RT	74	Glenn Parker
TE	84	Lonnice Johnson
WR	83	Andre Reed
RB	34	Thurman Thomas
QB	12	Jim Kelly

DEFENSE

LE	90	Phil Hansen
NT	92	Ted Washington
RE	78	Bruce Smith
LOLB	95	Bryce Paup
LILB	54	Chris Spielman
RILB	55	Mark Maddox
ROLB	59	Sam Rogers
LCB	22	Jeff Burris
RCB	28	Thomas Smith
FS	24	Kurt Schulz
SS	23	Matt Stevens

PASSING	Att	Cmp	Yds	Cmp%	Yds/Att	TD	TD%	Int	Int%	Long	Sack/Lost	Rating
Kelly	379	222	2810	58.6	7.41	14	3.7	19	5.0	67	37/287	73.2
Collins	99	55	739	55.6	7.46	4	4.0	5	5.1	95	11/53	71.9
Van Pelt	5	2	9	40.0	1.80	0	0.0	0	0.0	5	0/0	47.9
BILLS	483	279	3558	57.8	7.37	18	3.7	24	5.0	95	48/340	72.6
OPPONENTS	562	292	3409	52.0	6.07	11	2.0	14	2.5	61	48/341	66.8



1997 SEASON STATISTICS

6-10 | 4TH IN AFC EAST | HEAD COACH MARV LEVY

Date	W/L Score	Opponent	Attendance
8/31	L 13-34	Minnesota	79,139
9/7	W 28-22	at NY Jets	72,988
9/14	L 16-22	at Kansas City	78,169
9/21	W 37-35	Indianapolis	55,340
10/5	W 22-13	Detroit	78,025
10/12	L 6-33	at New England	59,802
10/20	W 9-6	at Indianapolis	61,139
10/26	L 20-23 (OT)	Denver	78,458
11/2	W 9-6	Miami	78,011
11/9	L 10-31	New England	65,783
11/17	L 13-30	at Miami	74,155
11/23	L 14-31	at Tennessee	23,571
11/30	W 20-10	NY Jets	47,776
12/7	L 3-20	at Chicago	39,784
12/14	L 14-20	Jacksonville	41,231
12/20	L 21-31	at Green Bay	60,108

TOTAL FIRST DOWNS	BUF	OPP
Rushing	98	85
Passing	144	160
Penalty	26	20
3rd Down: Made/Att	53/212	85/240
3rd Down Pct.	25.0	35.4
4th Down: Made/Att	11/29	7/16
4th Down: Pct.	37.9	43.8

POSSESSION AVG.	27:59	32:01
-----------------	-------	-------

TOTAL NET YARDS	4657	4853
Avg. Per Game	291.1	303.3
Total Plays	1014	1041
Avg. Per Play	4.6	4.7

NET YARDS RUSHING	1782	1792
Avg. Per Game	111.4	112.0
Total Rushes	422	493

NET YARDS PASSING	2875	3061
Avg. Per Game	179.7	191.3
Sacked/Yards Lost	46/338	46/344
Gross Yards	3213	3405
Att./Completions	546/293	502/287
Completion Pct.	53.7	57.2
Had Intercepted	25	15

PUNTS/AVERAGE	91/41.4	86/42.0
---------------	---------	---------

NET PUNTING AVG.	36.0	36.1
------------------	------	------

PENALTIES/YARDS	92/742	98/992
-----------------	--------	--------

FUMBLES/BALL LOST	39/17	23/7
-------------------	-------	------

TOUCHDOWNS	26	37
Rushing	12	11
Passing	14	17
Returns	0	9

SCORE BY PERIOD	Q1	Q2	Q3	Q4	OT	PTS
BILLS	19	66	45	125	0	255
OPPONENTS	78	118	68	100	3	367

SCORING	TD	Ru	Pa	Rt	K-PAT	FG	S	Pts
Christie	0	0	0	0	21/21	24/30	0	93
A. Smith	8	8	0	0	0/0	0/0	0	48
Early	5	0	5	0	0/0	0/0	0	30
Reed	5	0	5	0	0/0	0/0	0	30
Riemersma	2	0	2	0	1*	0/0	0	14
Holmes	2	2	0	0	0/0	0/0	0	12
Johnson	2	2	0	0	0/0	0/0	0	12
T. Thomas	1	1	0	0	0/0	0/0	0	6
Van Pelt	1	1	0	0	0/0	0/0	0	6
Hansen	0	0	0	0	0/0	0/0	1	2
Moulds	0	0	0	0	1*	0/0	0	2
BILLS	26	12	14	0	21/21	24/30	1	255
OPP	37	11	17	9	34/35	37/46	3	367

2-Pt Conversions: **BILLS** 2-5, **OPP** 0-2

SACKS: B. Smith 14.0, Paup 9.5, Hansen 6.0, Moran 4.5, Washington 4.0, Rogers 3.5, Jones 2.0, Holecsek 1.5, Covington 0.5, Jeffcoat 0.5
BILLS: 46.0
OPPONENTS: 46.0

RUSHING	No.	Yds	Avg	Long	TD
A. Smith	194	840	4.3	56t	8
T. Thomas	154	643	4.2	24	1
Holmes	22	106	4.8	19	2
Collins	30	77	2.6	11	0
Moulds	4	59	14.8	29	0
Van Pelt	11	33	3.0	9	1
Reed	3	11	3.7	9	0
Hobert	2	7	3.5	7	0
Johnson	1	6	6.0	6	0
Mohr	1	0	0.0	0	0
BILLS	422	1782	4.2	56t	12
OPP	493	1792	3.6	78t	11

RECEIVING	No.	Yds	Avg	Long	TD
Reed	60	880	14.7	77i	5
Early	60	853	14.2	45	5
Johnson	41	340	8.3	62t	2
T. Thomas	30	208	6.9	30	0
Moulds	29	294	10.1	32	0
A. Smith	28	177	6.3	19	0
Riemersma	26	208	8.0	22	2
Holmes	13	106	8.2	22	0
Tindale	4	105	26.3	45	0
Cline	1	29	29.0	29	0
Reese	1	13	13.0	13	0
BILLS	293	3213	11.0	77i	14
OPP	287	3405	11.9	60	17

INTERCEPTIONS	No.	Yds	Avg	Long	TD
Irvin	2	28	14.0	28	0
Schultz	2	23	11.5	21	0
Kerner	2	20	10.0	20	0
Burris	2	19	9.5	10	0
Moran	2	12	6.0	12	0
Maddox	1	25	25.0	25	0
Martin	1	12	12.0	12	0
Spielman	1	8	8.0	8	0
Covington	1	6	6.0	6	0
Perry	1	4	4.0	4	0
BILLS	15	157	10.5	28	0
OPP	25	359	14.4	62t	3

PUNTING	No.	Yds	Avg	Net	TB	In	Lg	B
Mohr	90	3764	41.8	36.0	6	24	59	1
BILLS	91	3764	41.4	36.0	6	24	59	1
OPP	86	3608	42.0	36.1	8	33	65	1

PUNT RETURNS	Ret	FC	Yds	Avg	Long	TD
Burris	21	8	198	9.4	32	0
Tasker	12	9	113	9.4	47	0
Galloway	2	2	15	7.5	15	0
Moulds	2	0	20	10.0	10	0
Jackson	1	0	0	0.0	0	0
Jones	1	0	0	0.0	0	0
BILLS	39	19	346	8.9	47	0
OPP	44	24	366	8.3	29	0

KICKOFF RETURNS	No.	Yds	Avg	Long	TD
Moulds	43	921	21.4	53	0
Holmes	23	430	18.7	36	0
Galloway	6	130	21.7	30	0
Burris	1	10	10.0	10	0
Cline	1	0	0.0	0	0
Coons	1	12	12.0	12	0
Pike	1	11	11.0	11	0
Tasker	1	12	12.0	12	0
Wiley	1	12	12.0	12	0
BILLS	78	1538	19.7	53	0
OPP	55	1385	25.2	96t	3

FIELD GOALS	1-19	20-29	30-39	40-49	50+
Christie	0-0	6-6	9-12	8-10	1-2
BILLS	0-0	6-6	9-12	8-10	1-2
OPP	2-2	11-11	12-15	9-13	3-5

Christie: (28G,46G)|(46G,33G,30G)|(27G)(47G,33G)(34N)(22G,47G,32N,27G)(30G,55G)(41G,40G,39N,65N,39G)(23G)(36G,24G)(36B)(49G,34G)(41N,43G)(38G,31G)
 OPPONENTS: (21G,43G)(39N,26G,19G,52G)(46G,45G,48N,42G)(39G,36G,49G,22G,25G)(28G,30G)(20G,23G,41G,52G)(51N,39G,32G)(38N,23G,22G,33G)(32N,27G,35G)(42G,42N,45N)(37G,30G,35G)(51G)(53N,22G)(41G,38G)(19G,47G)(45N,35G)

USUAL STARTERS

OFFENSE		
WR	88	Quinn Early
LT	70	John Fina
LG	79	Ruben Brown
C	61	Dusty Zeigler
RG	68	Corbin Lacina
RT	60	Jerry Ostroski (10)
	72	Corey Louchiey (6)
TE	84	Lonnice Johnson
WR	83	Andre Reed
TE/WR	49	Jay Riemersma (8)
	80	Eric Moulds (7)
RB	34	Thurman Thomas
QB	15	Todd Collins

DEFENSE		
LE	90	Phil Hansen
NT	92	Ted Washington
	98	Sean Moran (7)
RE	78	Bruce Smith
LOLB	95	Bryce Paup
LILB	54	Chris Spielman (8)
MLB	52	John Holecsek (7)
RILB	57	Damien Covington (8)
ROLB	59	Sam Rogers
LCB	22	Jeff Burris
RCB	28	Thomas Smith
FS	24	Kurt Schulz
SS	20	Henry Jones

PASSING	Att	Cmp	Yds	Cmp%	Yds/Att	TD	TD%	Int	Int%	Long	Sack/Lost	Rating
Collins	291	215	2367	55.0	8.1	13	3.1	13	3.3	77i	39/278	69.5
Van Pelt	124	60	684	48.4	5.52	2	1.6	10	8.1	39	4/33	37.2
Hobert	30	17	133	56.7	4.43	0	0.0	2	6.7	20	2/7	40.0
Mohr	1	1	29	100.0	29.00	0	0.0	0	0.0	29	0/0	118.8
Reed	0	0	0	—	—	0	—	0	—	—	1/20	—
BILLS	546	283	3214	53.7	5.88	14	2.6	25	4.6	77i	46/338	60.8
OPPONENTS	502	287	3405	57.2	6.78	17	3.4	15	3.0	60	46/344	76.8



1998 SEASON STATISTICS

10-6 | T-2ND IN AFC EAST | HEAD COACH WADE PHILLIPS

Date	W/L Score	Opponent	Attendance
9/6	L 14-16	at San Diego	64,037
9/13	L 7-13	at Miami	73,097
9/20	L 33-34	St. Louis	65,199
10/4	W 26-21	San Francisco	76,615
10/11	W 31-24	at Indianapolis	52,938
10/18	W 17-16	Jacksonville	77,635
10/25	W 30-14	at Carolina	64,050
11/1	W 30-24	Miami	79,011
11/8	L 12-34	at NY Jets	75,403
11/15	W 13-10	New England	72,020
11/22	W 34-11	Indianapolis	49,032
11/29	L 21-25	at New England	58,304
12/6	W 33-20	at Cincinnati	54,359
12/13	W 44-21	Oakland	62,002
12/19	L 10-17	NY Jets	79,056
12/27	W 45-33	at New Orleans	39,707

AFC WILD CARD PLAYOFF
1/2 L 17-24 at Miami 72,698

	BUF	OPP
TOTAL FIRST DOWNS	319	283
Rushing	115	79
Passing	176	168
Penalty	28	36
3rd Down: Made/Att	97/219	80/207
3rd Down Pct.	44.3	38.6
4th Down: Made/Att	3/8	10/18
4th Down Pct.	37.5	55.6

POSSESSION AVG. 32:26 27:34

	5541	4691
TOTAL NET YARDS		
Avg. Per Game	346.3	293.2
Total Plays	1033	949
Avg. Per Play	5.4	4.9

	2161	1493
NET YARDS RUSHING		
Avg. Per Game	135.1	93.3
Total Rushes	531	375

	3380	3198
NET YARDS PASSING		
Avg. Per Game	211.3	199.9
Sacked/Yards Lost	41/241	43/276
Gross Yards	3621	3474
Att./Completions	461/269	532/294
Completion Pct.	58.4	55.3
Had Intercepted	14	18

PUNTS/AVERAGE 69/41.8 77/44.9

NET PUNTING AVG. 33.2 37.5

PENALTIES/YARDS 123/993 104/836

FUMBLES/BALL LOST 17/6 21/13

	43	39
TOUCHDOWNS		
Rushing	13	11
Passing	28	27
Returns	2	1

SCORE BY PERIOD	Q1	Q2	Q3	Q4	OT	PTS
BILLS	67	139	95	99	0	400
OPPONENTS	40	97	70	126	0	333

SCORING	Td	Ru	Pa	Rt	K-PAT	FG	S	Pts
Christie	0	0	0	0	41/41	33/41	0	140
Moulds	9	0	9	0	0/0	0/0	0	54
A. Smith	8	8	0	0	0/0	0/0	0	48
Riemersma	6	0	6	0	0/0	0/0	0	36
Reed	5	0	5	0	0/0	0/0	0	30
Gash	3	0	3	0	0/0	0/0	0	18
Thomas	3	2	1	0	0/0	0/0	0	18
L. Johnson	2	0	2	0	0/0	0/0	0	12
Early	1	0	1	0	0/0	0/0	0	6
Flutie	1	1	0	0	0/0	0/0	0	6
Hansen	1	0	0	1	0/0	0/0	0	6
R. Johnson	1	0	0	0	0/0	0/0	0	6
Linton	1	1	0	0	0/0	0/0	0	6
Northern	1	0	0	1	0/0	0/0	0	6
K. Williams	1	0	1	0	0/0	0/0	0	6
Washington	0	0	0	0	0/0	0/0	1	2
BILLS	43	13	28	2	41/41	33/41	1	400
OPP	39	11	27	1	28/28	21/26	0	333

2-Pt Conversions: **BILLS** 0-2, **OPP** 4-11

SACKS: B. Smith 10.0, Hansen 7.5, Price 5.0, Rogers 4.5, Washington 4.5, Wiley 3.5, P. Williams 3.5, Northern 2.0, Smedley 2.0, Simmons LG 0.5, Simmons TM 0.5
BILLS: 43.0
OPPONENTS: 41.0

RUSHING	No.	Yds	Avg	Long	TD
A. Smith	300	1124	3.7	30	8
Thomas	93	381	4.1	17t	2
Flutie	48	248	5.2	23	1
Linton	45	195	4.3	20	1
R. Johnson	24	123	5.1	32	1
K. Williams	5	46	9.2	28	0
Gash	11	32	2.9	11	0
Holmes TM	2	8	4.0	5	0
C. Williams	2	5	2.5	3	0
Van Pelt	1	-1	-1.0	-1	0
BILLS	531	2161	4.1	32	13
OPP	375	1493	4.0	46	11

RECEIVING	No.	Yds	Avg	Long	TD
Moulds	67	1368	20.4	84t	9
Reed	63	795	12.6	67t	5
K. Williams	29	392	13.5	55	1
Thomas	26	220	8.5	26	1
Riemersma	25	288	11.5	28	6
Early	19	217	11.4	37	1
Gash	19	165	8.7	20	3
L. Johnson	14	146	10.4	27	2
A. Smith	5	11	2.2	9	0
Linton	1	10	10.0	10	0
Holmes TM	1	9	9.0	9	0
BILLS	269	3621	13.5	84t	28
OPP	294	3474	11.8	72t	27

INTERCEPTIONS	No.	Yds	Avg	Long	TD
Schultz	6	48	8.0	24	0
Jones	3	0	0.0	0	0
Jackson	2	27	13.5	27	0
Cowart	2	23	11.5	23	0
Irvin	1	43	43.0	43	0
Northern	1	40	40.0	40t	1
Martin	1	23	23.0	23	0
T. Smith	1	0	0.0	0	0
Washington	1	0	0.0	0	0
BILLS	18	204	11.3	43	1
OPP	14	65	4.6	18	0

PUNTING	No	Yds	Avg	Net	TB	In	Lg	B
Mohr	69	2882	41.8	33.2	11	18	57	0
BILLS	69	2882	41.8	33.2	11	18	57	0
OPP	77	3459	44.9	37.5	10	13	69	0

PUNT RETURNS	Ret	FC	Yds	Avg	Long	TD
K. Williams	37	11	369	10.0	73	0
BILLS	37	11	369	10.0	73	0
OPP	32	17	374	11.7	75t	1

KICKOFF RETURNS	No.	Yds	Avg	Long	TD
K. Williams	47	1059	22.5	46	0
Gash	3	41	13.7	17	0
L. Johnson	3	18	6.0	16	0
Cummings	1	21	21.0	21	0
Holmes TM	1	20	20.0	20	0
Riemersma	1	9	9.0	9	0
BILLS	56	1168	20.9	46	0
OPP	77	1638	21.3	55	0

FIELD GOALS 1-19 20-29 30-39 40-49 50+
Christie 1-1 10-12 12-14 9-11 1-3
BILLS 1-1 10-12 12-14 9-11 1-3
OPP 0-0 7-7 5-7 8-11 1-1

Christie: (21N,39N)|(36G)(24G,51N,19G,38G,45G)(53N,39G)(24G)(42G,47G,44G)(49N,22G,36G,25G)(40G,37G,44G,21G)(31G,20G,40N)(35G,24G)(35N,34G,26G,22G)(20G,52G,46G,34G)(32G,49G,32G)(28N,44G)(35G)
OPPONENTS: (48G,47G,54G)(33G,27G)(27G,25G)(48N)(22G,33G,43G,41G)(35G,23G,27G)|(38G)(49G,43G)(39N,38G,39N)(27G)(44G,47N)(|(48G,46N)(

USUAL STARTERS

OFFENSE		
WR	80	Eric Moulds
LT	70	John Fina
LG	79	Ruben Brown
C	61	Dusty Zeigler
RG	72	Joe Panos
RT	60	Jerry Ostroski
TE	84	Lonnice Johnson
WR	83	Andre Reed
FB	33	Sam Gash
RB	23	Antowan Smith
QB	7	Doug Flutie (10)
	11	Rob Johnson (6)

DEFENSE		
LE	90	Phil Hansen
NT	92	Ted Washington
RE	78	Bruce Smith
LOLB	59	Sam Rogers
ULB	52	John Holecsek
RILB	56	Sam Cowart
ROLB	99	Gabe Northern
LCB	27	Ken Irvin
RCB	28	Thomas Smith
FS	24	Kurt Schulz
SS	20	Henry Jones

PASSING	Att	Cmp	Yds	Cmp%	Yds/Att	TD	TD%	Int	Int%	Long	Sack/Lost	Rating
Flutie	354	202	2711	57.1	7.66	20	5.6	11	3.1	84t	12/78	87.4
R. Johnson	107	67	910	62.6	8.50	8	7.5	3	2.8	66t	29/163	102.9
BILLS	461	269	3621	58.4	7.85	28	6.1	14	3.0	84t	41/241	91.0
OPPONENTS	532	294	3474	55.3	6.53	27	5.1	18	3.4	72t	43/276	78.2



1999 SEASON STATISTICS

11-5 | 2ND IN AFC EAST | HEAD COACH WADE PHILLIPS

Date	W/L	Score	Opponent	Attendance
9/12	L	14-31	at Indianapolis	56,238
9/19	W	17-3	NY Jets	68,839
9/26	W	26-0	Philadelphia	70,872
10/4	W	23-18	at Miami	74,073
10/10	W	24-21	Pittsburgh	71,038
10/17	L	14-20	Oakland	71,113
10/24	L	16-26	at Seattle	66,301
10/31	W	13-10	at Baltimore	68,673
11/7	W	34-17	at Washington	78,721
11/14	W	23-3	Miami	72,810
11/21	L	7-17	at NY Jets	79,285
11/28	W	17-7	New England	72,111
12/12	L	17-19	NY Giants	72,527
12/19	W	31-21	at Arizona	64,337
12/26	W	13-10 (OT)	at New England	55,014
1/2	W	31-6	Indianapolis	61,959

AFC WILD CARD PLAYOFF

1/8	L	16-22	at Tennessee	66,782
-----	---	-------	--------------	--------

	BUF	OPP
TOTAL FIRST DOWNS	313	244
Rushing	117	73
Passing	173	144
Penalty	23	27
3rd Down: Made/Att	93/228	69/220
3rd Down Pct.	40.8	31.4
4th Down: Made/Att	11/21	6/18
4th Down: Pct.	52.4	33.3

POSSESSION AVG.	32:12	27:48
------------------------	-------	-------

	5333	4045
TOTAL NET YARDS	5333	4045
Avg. Per Game	333.3	252.8
Total Plays	1059	950
Avg. Per Play	5.0	4.3

	2040	1370
NET YARDS RUSHING	2040	1370
Avg. Per Game	127.5	85.6
Total Rushes	519	407

	3293	2675
NET YARDS PASSING	3293	2675
Avg. Per Game	205.8	167.2
Sacked/Yards Lost	27/185	37/214
Gross Yards	3478	2889
Att./Completions	513/290	506/269
Completion Pct.	56.5	53.2
Had Intercepted	16	12

PUNTS/AVERAGE	73/38.9	93/41.7
----------------------	---------	---------

NET PUNTING AVG.	33.9	34.5
-------------------------	------	------

PENALTIES/YARDS	97/789	97/790
------------------------	--------	--------

FUMBLES/BALL LOST	17/11	14/9
--------------------------	-------	------

	35	23
TOUCHDOWNS	35	23
Rushing	12	9
Passing	21	12
Returns	2	2

SCORE BY PERIOD	Q1	Q2	Q3	Q4	OT	PTS
BILLS		68	98	73	78	320
OPPONENTS		66	80	23	60	229

SCORING	TD	Ru	Pa	Rt	K-PAT	FG	S	Pts
Christie	0	0	0	0	33/33	25/34	0	108
Moulds	7	0	7	0	0/0	0/0	0	42
Linton	6	5	1	0	1*	0/0	0	38
A. Smith	6	6	0	0	0/0	0/0	0	36
Riemersma	4	0	4	0	0/0	0/0	0	24
P. Price	3	0	3	0	0/0	0/0	0	18
Collins	2	0	2	0	0/0	0/0	0	12
Gash	2	0	2	0	0/0	0/0	0	12
Flutie	1	1	0	0	0/0	0/0	0	6
Jones	1	0	0	1	0/0	0/0	0	6
Northern	1	0	0	1	0/0	0/0	0	6
Reed	1	0	1	0	0/0	0/0	0	6
Thomas	1	0	1	0	0/0	0/0	0	6
BILLS	35	12	21	2	33/33	25/34	320	
OPP	23	9	12	2	22/22	23/31	229	
2-Pt Conversions	BILLS	1-2,	OPP	0-1				

SACKS: B. Smith 7.0, Hansen 6.0, Wiley 5.0, Northern 3.5, Rogers 3.0, S. Price 2.5, Washington 2.5, P. Williams 2.5, Perry 1.5, Cowart 1.0, Cummings 1.0, Holecek 1.0, Moran 0.5
BILLS: 37-0
OPPONENTS: 27-0

RUSHING	No.	Yds	Avg	Long	TD
Linton	205	695	3.4	18	5
A. Smith	165	614	3.7	52t	6
Flutie	88	476	5.4	24t	1
Thomas	36	152	4.2	31	0
Johnson	8	61	7.6	25	0
Gordon	11	38	3.5	13	0
K. Williams	1	13	13.0	13	0
Moulds	1	1	1.0	1	0
Mohr	1	0	0.0	0	0
Van Pelt	1	-1	-1.0	-1	0
Hicks	1	-2	-2.0	-2	0
P. Price	1	-7	-7.0	-7	0
BILLS	519	2040	3.9	52t	12
OPP	407	1370	3.4	40	9

RECEIVING	No.	Yds	Avg	Long	TD
Moulds	65	994	15.3	54t	7
Reed	52	536	10.3	30	1
Riemersma	37	496	13.4	38	4
P. Price	31	393	12.7	45	3
K. Williams	31	381	12.3	35	0
Linton	29	228	7.9	28	1
Gash	20	163	8.2	31t	2
Collins	9	124	13.8	45	2
Loud	6	66	11.0	20	0
Jackson	4	34	8.5	16	0
Thomas	3	37	12.3	23t	1
A. Smith	2	32	16.0	23	0
Hicks	1	-6	-6.0	-6	0
BILLS	290	3478	12.0	54t	21
OPP	269	2889	10.7	50	12

INTERCEPTIONS	No.	Yds	Avg	Long	TD
Schultz	3	26	8.7	26	0
Winfield	2	13	6.5	10	0
Wiley	1	52	52.0	52	0
Holecek	1	35	35.0	35	0
T. Smith	1	29	29.0	29	0
Rogers	1	24	24.0	24	0
Irvin	1	1	1.0	1	0

	1	0	0.0	0	0
Greer	1	0	0.0	0	0
Martin	1	0	0.0	0	0
BILLS	12	180	15.0	52	0
OPP	16	288	18.0	74t	1

PUNTING	No.	Yds	Avg	Net	TB	In	Lg	B
Mohr	73	2840	38.9	33.9	7	20	60	0
BILLS	73	2840	38.9	33.9	7	20	60	0
OPP	93	3875	41.7	34.5	16	22	60	0

PUNT RETURNS	Ret	FC	Yds	Avg	Long	TD
K. Williams	33	17	331	10.0	27	0
P. Price	1	0	16	16.0	16	0
BILLS	34	17	347	10.2	27	0
OPP	23	25	226	9.8	26	0

KICKOFF RETURNS	No.	Yds	Avg	Long	TD
K. Williams	42	840	20.0	62	0
Loud	2	26	13.0	15	0
Porter	2	41	20.5	24	0
Collins	1	6	6.0	6	0
Gash	1	13	13.0	13	0
Gordon	1	11	11.0	11	0
Jones	1	37	37.0	37	1
P. Price	1	27	27.0	27	0
BILLS	51	1001	19.6	62	1
OPP	68	1504	22.1	93	0

FIELD GOALS	1-19	20-29	30-39	40-49	50+
Christie	2-2	10-10	7-10	3-9	3-3
BILLS	2-2	10-10	7-10	3-9	3-3
OPP	0-0	8-8	9-11	6-9	0-3

Christie: (36G,29G)(44N,45N,35G)
(24G,29G,19G,36G,49N)(26G,52G,31G)(29G,36N)
(150G)(25G,40G)(23G,20G)(31G,48G,47G,35N)
(40N,45N)(28G)(50G,39,48N)(33G)(39G,23G)(19G)
OPPONENTS: (45B,35G)(31G)(50N)
(30G,44G,26G,26G)(125G,32G,32N)
(40G,21G,42G,34G)(37G,51B)(55N,41G)(30G)
(36G)(142G,21G,21G,48G)(144N,38G,33N,44N)
(27G,24G)

USUAL STARTERS

OFFENSE		
WR	80	Eric Moulds
LT	70	John Fina
LG	79	Ruben Brown
C	60	Jerry Ostroski
RG	61	Dusty Zeigler
RT	77	Robert Hicks
TE	85	Jay Riemersma
WR	83	Andre Reed
FB	33	Sam Gash
RB	23	Antowain Smith
QB	7	Doug Flutie

DEFENSE		
LE	90	Phil Hansen
NT	92	Ted Washington
RE	78	Bruce Smith
LOLB	59	Sam Rogers
LILB	52	John Holecek
RILB	56	Sam Cowart
ROLB	99	Gabe Northern
LCB	27	Ken Irvin
RCB	28	Thomas Smith
FS	24	Kurt Schulz
SS	20	Henry Jones

PASSING	Att	Cmp	Yds	Cmp%	Yds/Att	TD	TD%	Int	Int%	Long	Sack/Lost	Rating
Flutie	478	264	3171	55.2	6.63	19	4.0	16	3.3	54t	26/176	75.1
Johnson	34	25	298	73.5	8.76	2	5.9	0	0.0	42	1/9	119.5
Van Pelt	1	1	9	100.0	9.00	0	0.0	0	0.0	9	0/0	104.2
BILLS	513	290	3478	56.5	6.78	21	4.1	16	3.1	54t	27/185	78.1
OPPONENTS	506	269	2889	53.2	5.71	12	2.4	12	2.4	50	37/214	68.2



2000 SEASON STATISTICS

8-8 | 4TH IN AFC EAST | HEAD COACH WADE PHILLIPS

Date	W/L Score	Opponent	Attendance
9/3	W 16-13	Tennessee	72,492
9/10	W 27-18	Green Bay	77,722
9/17	L 14-27	at NY Jets	77,884
10/1	L 16-18	Indianapolis	72,617
10/8	L 13-22	at Miami	73,901
10/15	W 27-24(OT)	San Diego	72,351
10/22	L 27-31	at Minnesota	64,116
10/29	W 23-20	NY Jets	72,861
11/5	W 16-13(OT)	at New England	60,292
11/12	W 20-3	Chicago	72,420
11/19	W 21-17	at Kansas City	78,457
11/26	L 17-31	at Tampa Bay	65,546
12/3	L 6-33	Miami	73,002
12/11	L 20-44	at Indianapolis	56,671
12/17	L 10-13(OT)	New England	47,230
12/23	W 42-23	at Seattle	61,025

TOTAL FIRST DOWNS	BUF	OPP
	309	252
Rushing	111	76
Passing	174	153
Penalty	24	23
3rd Down: Made/Att	92/247	81/219
3rd Down Pct.	37.2	37.0
4th Down: Made/Att	9/12	7/11
4th Down Pct.	75.0	63.6

POSSESSION AVG.	31:25	28:35
-----------------	-------	-------

TOTAL NET YARDS	5498	4426
Avg. Per Game	343.6	276.6
Total Plays	1080	966
Avg. Per Play	5.1	4.6

NET YARDS RUSHING	1922	1559
Avg. Per Game	120.1	97.4
Total Rushes	475	444

NET YARDS PASSING	3576	2867
Avg. Per Game	223.5	179.2
Sacked/Yards Lost	59/360	42/308
Gross Yards	3936	3175
Att./Completions	546/312	480/283
Completion Pct.	57.1	59.0
Had Intercepted	10	16

PUNTS/AVERAGE	96/38.1	92/42.0
---------------	---------	---------

NET PUNTING AVG.	31.4	38.4
------------------	------	------

PENALTIES/YARDS	101/913	103/905
-----------------	---------	---------

FUMBLES/BALL LOST	28/13	30/13
-------------------	-------	-------

TOUCHDOWNS	34	37
Rushing	11	13
Passing	20	18
Returns	3	6

SCORE BY PERIOD	Q1	Q2	Q3	Q4	OT	PTS
BILLS	54	97	40	118	6	315
OPPONENTS	46	93	76	132	3	350

SCORING TD	Ru	Pa	Rt	K-PAT	FG	S	Pts
Christie	0	0	0	0	31/31	26/35	0 109
Morris	6	5	1	0	0/0	0/0	0 36
Moulds	5	0	5	0	0/0	0/0	0 30
Riemersma	5	0	5	0	0/0	0/0	0 30
Smith	4	4	0	0	0/0	0/0	0 24
P. Price	3	0	3	0	0/0	0/0	0 18
Bryson	2	0	2	0	1*	0/0	0 14
McDaniel	2	0	2	0	0/0	0/0	0 12
Flutie	1	1	0	0	0/0	0/0	0 6
S. Jackson	1	0	1	0	0/0	0/0	0 6
Johnson	1	1	0	0	0/0	0/0	0 6
H. Jones	1	0	0	1	0/0	0/0	0 6
Linton	1	0	1	0	0/0	0/0	0 6
Ostroski	1	0	0	1	0/0	0/0	0 6
Porter	1	0	0	1	0/0	0/0	0 6
BILLS	34	11	20	3	31/31	26/35	315
OPP	37	13	18	6	33/33	29/33	350

2-Pt Conversions: BILLS 1-7, OPP 0-0

SACKS: Wiley 10.5, Newman 8.0, Cowart 5.5, Rogers 5.0, Washington 2.5, Williams 2.5, Flowers 2.0, Hansen 2.0, F. Jones 1.0, Larsen 1.0, Moore 1.0, S. Price 1.0
BILLS : 42.0
OPPONENTS : 59.0

RUSHING	No.	Yds	Avg	Long	TD
Bryson	161	591	3.7	24	0
Smith	101	354	3.5	59	4
Morris	93	341	3.7	32	5
Johnson	42	307	7.3	23	1
Flutie	36	161	4.5	32	1
Linton	38	112	2.9	12	0
P. Price	2	32	16.0	27	0
Moulds	2	24	12.0	20	0
BILLS	475	1922	4.0	59	11
OPP	444	1559	3.5	39	13

RECEIVING	No.	Yds	Avg	Long	TD
Moulds	94	1326	14.1	52	5
P. Price	52	762	14.7	42	3
McDaniel	43	697	16.2	74	2
Morris	37	268	7.2	24	1
Bryson	32	271	8.5	32	2
Riemersma	31	372	12.0	35	5
Collins	6	72	12.0	23	0
S. Jackson	5	36	7.2	12	1
Cavil	4	66	16.5	39	0
Smith	3	20	6.7	9	0
Linton	3	8	2.7	4	1
Porter	1	44	44.0	44	0
Johnson	1	-6	-6.0	-6	0
BILLS	312	3936	12.6	74	20
OPP	283	3175	11.2	63	18

INTERCEPTIONS	No.	Yds	Avg	Long	TD
Carpenter	5	63	12.6	22	0
H. Jones	2	45	22.5	45	1
Cowart	2	4	2.0	2	0
Irvin	2	1	0.5	1	0
Rogers	1	10	10.0	10	0
Winfield	1	8	8.0	8	0
Flowers	1	0	0.0	0	0
Holecek	1	0	0.0	0	0
Porter	1	0	0.0	0	0
BILLS	16	131	8.2	45	1
OPP	10	112	11.2	40	1

PUNTING	No	Yds	Avg	Net	TB	In	Lg	B
Mohr	95	3661	38.5	31.4	5	19	57	1
BILLS	96	3661	38.1	31.4	5	19	57	1
OPP	92	3865	42.0	38.4	7	37	70	0

PUNT RETURNS	Ref	FC	Yds	Avg	Long	TD
Watson	33	18	163	4.9	20	0
P. Price	5	5	27	5.4	12	0
BILLS	38	23	190	5.0	20	0
OPP	51	21	544	10.7	73	1

KICKOFF RETURNS	No.	Yds	Avg	Long	TD
Watson	44	894	20.3	37	0
Black	9	165	18.3	26	0
Bryson	8	122	15.3	26	0
Linton	3	40	13.3	17	0
Cavil	1	1	1.0	1	0
Foreman	1	19	19.0	19	0
H. Jones	1	4	4.0	4	0
Morris	1	17	17.0	17	0
Smith	1	0	0.0	0	0
BILLS	69	1262	18.3	37	0
OPP	70	1524	21.8	97	2

FIELD GOALS	1-19	20-29	30-39	40-49	50+
Christie	2-2	11-13	4-6	9-13	0-1
BILLS	2-2	11-13	4-6	9-13	0-1
OPP	1-1	11-12	11-13	5-5	1-2

Christie: (51N,42G,41G,33G)(45G,20G)(43B)(19C,30G,27G)(45C,23G)(29G,46G)(25G,48G)(20G,44B,29G,34G)(19C,48G,32G)(27G,42G,39N)(42N,28G)(47N)(29G,46G)(25G,23B,30B)(26N)
 OPPONENTS: (38G,27G,60N)(24G)(51G,33N,27G)(45G)(30G,33G)(36G)(38G,20G,21G)(40G,36G)(48G,43G)(24G)(19G,35B)(45G)(32G,31G,20G,26G)(37G,23G,39G)(22G,27N,24G)(38G)

USUAL STARTERS

OFFENSE	WR	80	Eric Moulds
LT	70	John Fina	
LG	79	Ruben Brown	
C	60	Jerry Ostroski	
RG	74	Jamie Nails	
RT	69	Marcus Spriggs (9)	
	77	Robert Hicks (7)	
TE	85	Jay Riemersma	
WR	81	Peerless Price	
WR	86	Jeremy McDaniel	
RB	38	Shawn Bryson	
QB	11	Rob Johnson	

DEFENSE	LE	90	Phil Hansen (8)
	91	Shawn Price (6)	
NT	92	Ted Washington	
RE	75	Marcus Wiley	
SOLB	53	Keith Newman	
SILB	52	John Holecek	
WILB	56	Sam Cowart	
WOLB	59	Sam Rogers	
LCB	26	Antoine Winfield	
RCB	27	Ken Irvin	
FS	29	Keion Carpenter	
SS	20	Henry Jones	

PASSING	Att	Cmp	Yds	Cmp%	Yds/Att	TD	TD%	Int	Int%	Long	Sack/Lost	Rating
Johnson	306	175	2125	57.2	6.94	12	3.9	7	2.3	74	49/292	82.2
Flutie	231	132	1700	57.1	7.36	8	3.5	3	1.3	52	10/68	86.5
Van Pelt	8	4	67	50.0	8.38	0	0.0	0	0.0	36	0/0	78.6
Mohr	1	1	44	100.0	44.00	0	0.0	0	0.0	44	0/0	118.8
BILLS	546	312	3936	57.1	7.21	20	3.7	10	1.8	74	59/360	84.3
OPPONENTS	480	283	3175	59.0	6.61	18	3.8	16	3.3	63	42/308	77.4



2001 SEASON STATISTICS

3-13 | 5TH IN AFC EAST | HEAD COACH GREGG WILLIAMS

Date	W/L	Score	Opponent	Attendance
9/9	L	6-24	New Orleans	71,447
9/23	L	26-42	at Indianapolis	56,135
9/30	L	3-20	Pittsburgh	72,874
10/7	L	36-42	NY Jets	72,654
10/18	W	13-10	at Jacksonville	58,893
10/28	L	24-27	at San Diego	63,698
11/4	L	14-30	Indianapolis	63,786
11/11	L	11-21	at New England	60,292
11/18	L	20-23	Seattle	60,836
11/25	L	27-34	Miami	73,063
12/2	L	0-35	at San Francisco	67,252
12/9	W	25-24	Carolina	44,549
12/16	L	9-12 (OT)	New England	45,527
12/23	L	30-33	at Atlanta	43,320
12/30	W	14-9	at NY Jets	78,200
1/6	L	7-34	at Miami	73,428

TOTAL FIRST DOWNS	BUF	OPP
Rushing	287	302
Passing	75	122
Penalty	180	154
3rd Down: Made/Att	32	26
3rd Down Pct.	75/217	86/205
4th Down: Made/Att	34.6	42.0
4th Down Pct.	12/24	4/9
	58.3	43.5

POSSESSION AVG. 29:00 31:00

TOTAL NET YARDS	BUF	OPP
Avg. Per Game	5137	5292
Total Plays	321.1	330.8
Avg. Per Play	1009	969
	5.1	5.5

NET YARDS RUSHING	BUF	OPP
Avg. Per Game	1686	2133
Total Rushes	105.4	133.3
	406	482

NET YARDS PASSING	BUF	OPP
Avg. Per Game	3451	3159
Sacked/Yards Lost	215.7	197.4
Gross Yards	46/271	34/219
Att./Completions	3722	3378
Completion Pct.	557/327	453/284
Had Intercepted	58.7	62.7
	20	11

PUNTS/AVERAGE 80/40.8 66/43.0

NET PUNTING AVG. 33.8 36.2

PENALTIES/YARDS 123/954 93/835

FUMBLES/BALL LOST 26/13 26/8

TOUCHDOWNS	BUF	OPP
Rushing	31	48
Passing	9	20
Returns	18	23
	4	5

SCORE BY PERIOD	Q1	Q2	Q3	Q4	OT	Pts
BILLS	33	89	56	87	0	265
OPPONENTS	91	115	83	128	3	420

SCORING	TD	Ru	Pa	Rt	K-PAT	FG	S	Pts
Arians	0	0	0	0	16/17	12/21	0	52
P. Price	7	0	7	0	0/0	0/0	0	42
Moulds	5	0	5	0	1*	0/0	0	32
Graham	0	0	0	0	7/7	6/8	0	25
Centers	4	2	2	0	0/0	0/0	0	24
Henry	4	4	0	0	0/0	0/0	0	24
Riemersma	3	0	3	0	0/0	0/0	0	18
Bryson	2	2	0	0	0/0	0/0	0	12
Clements	2	0	2	0	0/0	0/0	0	12
Spoon	2	0	2	0	0/0	0/0	0	12
S. Jackson	1	0	1	0	0/0	0/0	0	6
Johnson	1	1	0	0	0/0	0/0	0	6
BILLS	31	9	18	4	23/24	18/29	0	265
OPP	48	20	23	5	48/48	28/37	0	420

2-Pt Conversions: BILLS 1-7, OPP 0-0

SACKS: Schobel 6.5, Newman 3.5, Fisher 3.0, Hansen 3.0, Office 3.0, Foreman 2.5, Flowers 2.0, S. Price 2.0, Robertson 2.0, Williams 1.5, Wright 1.5, Clements 1.0, Larsen 1.0, Proleau 1.0, Jones 0.5
 BILLS : 34.0
 OPPONENTS : 46.0

RUSHING	No	Yds	Avg	Lg	TD
Henry	213	729	3.4	25	4
Bryson	80	341	4.3	68t	2
Johnson	36	241	6.7	23	1
Centers	34	160	4.7	50	2
P. Price	6	97	16.2	31	0
Morris	20	72	3.6	10	0
Van Pelt	12	33	2.8	15	0
T. Brown	1	10	10.0	10	0
Moulds	3	3	1.0	6	0
Moorman	1	0	0.0	0	0
BILLS	406	1686	4.2	68t	9
OPP	482	2133	4.4	47	20

RECEIVING	No	Yds	Avg	Lg	TD
Centers	80	620	7.8	26	2
Moulds	67	904	13.5	80t	5
P. Price	55	895	16.3	70t	7
Riemersma	53	590	11.1	36	3
Henry	22	179	8.1	40	0
Germany	12	203	16.9	39	0
McDaniel	11	129	11.7	22	0
Bryson	9	59	6.6	23	0
Black	8	90	11.3	25	0
Morris	7	36	5.1	11	0
Crosby	2	16	8.0	9	0
S. Jackson	1	1	1.0	1t	1
BILLS	327	3722	11.4	80t	18
OPP	284	3378	11.9	63t	23

INTERCEPTIONS	No	Yds	Avg	Lg	TD
Clements	3	48	16.0	48t	1
Spoon	2	51	25.5	44t	2
Winfield	2	0	0.0	0	0
Watson	1	23	23.0	23	0
Hansen	1	17	17.0	17	0
Irvin	1	0	0.0	0	0
Tillman	1	0	0.0	0	0
BILLS	11	139	12.6	48t	3
OPP	20	390	19.5	100t	2

PUNTING	No	Yds	Avg	Net	TB	In	Lg	B
Moorman	80	3262	40.8	33.8	7	16	66	0
BILLS	80	3262	40.8	33.8	7	16	66	0
OPP	66	2836	43.0	36.2	11	27	77	0

PUNT RETURNS	Ref	FC	Yds	Avg	Long	TD
P. Price	19	8	110	5.8	24	0
Clements	4	1	81	20.3	66t	1
Black	1	0	34	34.0	34	0
BILLS	24	9	225	9.4	66t	1
OPP	40	9	418	10.5	48	0

KICKOFF RETURNS	No.	Yds	Avg	Long	TD
Clements	30	628	20.9	37	0
Black	25	498	19.9	29	0
Bryson	16	299	18.7	32	0
Driver	7	130	18.6	23	0
Watson	5	96	19.2	30	0
BILLS	83	1651	19.9	37	0
OPP	52	987	19.0	72	0

FIELD GOALS	1-19	20-29	30-39	40-49	50+
Arians	0-0	6-6	2-4	4-11	0-0
Graham	0-0	4-4	0-4	2-4	0-0
BILLS	0-0	10-10	2-4	6-15	0-0
OPP	0-0	7-8	12-15	6-11	3-3

Arians: [37G,22G],[48G,37N,49G],[49N,23G],[28G],[41N,39N,30G,46G],[41G,45N,44B],[48B],[24G,49N],[25G,26G,45N] (1)
 Graham: [49N],[20G,27G],[43N,41G,25G,41G],[28G] (1)
 OPPONENTS: [31G],[45N],[33N,30G,52G] (1)[41G],[37G,25G,36N,41N],[34G,41G,47G] (4)[3N,45N],[40G,38G,51G],[25G,39G],[32N,22B] (3)[37G],[40G,32G,25G,23G],[35G,32G,43G,52G] (3)[3G,28G,32G],[22G,49N,20G]

USUAL STARTERS	WR	TE	LG	C	RG	RT	TE	WR	FB	RB	QB
Eric Moulds	80										
John Fina	70										
Ruben Brown	79										
Bill Conaty	63										
Corey Hulsey	71										
Jonas Jennings	75										
Jay Riemersma	85										
Peerless Price	81										
Larry Centers	37										
Travis Henry	20										
Alex Van Pelt (8)	10										
Rob Johnson (8)	11										

DEFENSE	LE	LT	RT	RE	SLB	MLB	WLB	LCB	RCB	FS	SS
Phil Hansen	90										
Shawn Price	91										
Pat Williams	93										
Aaron Schobel	94										
Keith Newman	53										
Brandon Spoon	58										
Jay Foreman	55										
Antoine Winfield	26										
Nate Clements	22										
Keion Carpenter (10)	29										
Travares Tillman (6)	28										
Raion Hill	39										

PASSING	Att	Cmp	Yds	Cmp%	Yds/Att	TD	TD%	Int	Int%	Long	Sack/Lost	Rating
Van Pelt	307	178	2056	58.0	6.70	12	3.9	11	3.6	80t	14/73	76.4
Johnson	216	134	1465	62.0	6.78	5	2.3	7	3.2	61t	31/196	76.3
T. Brown	33	15	201	45.5	6.09	1	3.0	2	6.1	34	1/2	50.2
Moorman	1	0	0	0.0	0.00	0	0.0	0	0.0	0	0/0	39.6
BILLS	557	327	3722	58.7	6.68	18	3.2	20	3.6	80t	46/271	74.7
OPPONENTS	453	284	3378	62.7	7.46	23	5.1	11	2.4	63t	34/219	92.2



2002 SEASON STATISTICS

8-8 | 4TH IN AFC EAST | HEAD COACH GREGG WILLIAMS

Date	W/L	Score	Opponent	Attendance
9/8	L	31-37	(OT) NY Jets	72,751
9/15	W	45-39	(OT) at Minnesota	64,047
9/22	L	23-28	at Denver	75,359
9/29	W	33-27	(OT) Chicago	72,780
10/6	L	31-49	Oakland	73,038
10/13	W	31-24	at Houston	70,120
10/20	W	23-10	at Miami	73,180
10/27	W	24-17	Detroit	72,710
11/3	L	7-38	New England	73,448
11/17	L	16-17	at Kansas City	77,951
11/24	L	13-31	at NY Jets	78,745
12/1	W	38-21	Miami	73,287
12/8	L	17-27	at New England	68,436
12/15	W	20-13	San Diego	61,838
12/22	L	0-10	at Green Bay	64,106
12/29	W	27-9	Cincinnati	47,850

TOTAL FIRST DOWNS	BUF	OPP
Rushing	355	303
Passing	90	107
Penalty	218	160
3rd Down: Made/Att	47	36
3rd Down Pct.	90/212	76/207
4th Down: Made/Att	42.5	36.7
4th Down Pct.	7/12	10/23
	58.3	43.5

POSSESSION AVG. 30:56 29:04

TOTAL NET YARDS	5591	5189
Avg. Per Game	349.4	324.3
Total Plays	1054	999
Avg. Per Play	5.3	5.2

NET YARDS RUSHING	1596	2122
Avg. Per Game	99.8	132.6
Total Rushes	388	473

NET YARDS PASSING	3995	3067
Avg. Per Game	249.7	191.7
Sacked/Yards Lost	54/369	31/212
Gross Yards	4364	3279
Att./Completions	612/377	495/281
Completion Pct.	61.6	56.8
Had Intercepted	15	10

PUNTS/AVERAGE 67/42.4 71/39.9

NET PUNTING AVG. 36.0 35.2

PENALTIES/YARDS 112/103 1117/1053

FUMBLES/BALL LOST 29/16 20/9

TOUCHDOWNS	44	49
Rushing	17	20
Passing	24	24
Returns	3	5

SCORE BY PERIOD	Q1	Q2	Q3	Q4	OT	PTS
BILLS	48	141	97	81	12	379
OPPONENTS	85	129	61	116	6	397

SCORING	TD	Ru	Pa	Rt	K-PAT	FG	S	PTS
Hollis	0	0	0	0	40/40	25/33	0	115
Henry	14	13	1	0	-	-	0	84
Moulds	10	0	10	0	-	-	0	60
P. Price	9	0	9	0	-	-	0	54
Bledsoe	2	2	0	0	-	-	0	12
Centers	2	2	0	0	-	-	0	12
Moore	2	0	2	0	-	-	0	12
Reed	2	0	2	0	-	-	0	12
Clements	1	0	0	1	-	-	0	6
Edwards	1	0	0	1	-	-	0	6
Rogers	1	0	0	1	-	-	0	6
BILLS	44	17	24	3	40/40	25/33	0	379
OPP	49	20	24	5	44/46	19/26	0	397

2-Pt Conversions: BILLS 0-2, OPP 1-2
SACKS: Schobel 8.5, Ahanotu 5.0, Fletcher 3.0, Newman 3.0, Wire 3.0, Edwards 2.5, Prioleau 1.0, P. Williams 0.5, BILLS : 31.0
OPPONENTS : 54.0

RUSHING	No.	Yds	Avg	Long	TD
Henry	325	1438	4.4	34	13
Bledsoe	27	67	2.5	11	2
Centers	11	56	5.1	13	2
Bryson	13	35	2.7	10	0
Burns	5	7	1.4	6	0
Moulds	1	7	7.0	7	0
Morris	2	5	2.5	5	0
Moorman	1	-6	-6.0	-6	0
P. Price	3	-13	-4.3	1	0
BILLS	388	1596	4.1	34	17
OPP	473	2122	4.5	55	20

RECEIVING	No.	Yds	Avg	Long	TD
Moulds	100	1292	12.9	70	10
P. Price	94	1252	13.3	73	9
Centers	43	388	9.0	25	0
Henry	43	309	7.2	26	1
Reed	37	509	13.8	42	2
Riemersma	32	350	10.9	29	0
Moore	16	141	8.8	19	2
Crosby	4	33	8.3	11	0
Morris	3	48	16.0	18	0
Johnson	3	39	13.0	22	0
Bryson	1	9	9.0	9	0
R. Brown	1	-6	-6.0	-6	0
BILLS	377	4364	11.6	73	24
OPP	281	3279	11.7	81	24

INTERCEPTIONS	No.	Yds	Avg	Long	TD
Clements	6	82	13.7	42	1
Thomas	1	31	31.0	31	0
E. Robinson	1	21	21.0	21	0
Brooks	1	13	13.0	13	0
Watson	1	0	0.0	0	0
BILLS	10	147	14.7	42	1
OPP	15	274	18.3	81	1

PUNTING	No	Yds	Avg	Net	TB	In	Log	B
Moorman	66	2844	43.1	36.0	7	18	84	1
BILLS	67	2844	42.4	36.0	7	18	84	1
OPP	71	2834	39.9	35.2	9	15	70	0

PUNT RETURNS	Ref	FC	Yds	Avg	Long	TD
Rogers	26	11	137	5.3	16	0
Clements	4	0	20	5.0	11	0
BILLS	30	11	157	5.2	16	0
OPP	29	13	294	10.1	61	0

KICKOFF RETURNS	No.	Yds	Avg	Long	TD
Rogers	64	1280	20.0	90	1
Crosby	3	45	15.0	18	0
Bryson	1	18	18.0	18	0
Burns	1	35	35.0	35	0
Driver	1	27	27.0	27	0
Morris	1	0	0.0	0	0
Clements	0	0	0.0	0	0
BILLS	71	1405	19.8	90	1
OPP	76	1634	21.5	98	2

FIELD GOALS	1-19	20-29	30-39	40-49	50+
Hollis	0-0	7-8	8-10	7-10	3-5
BILLS	0-0	7-8	8-10	7-10	3-5
OPP	1-1	5-5	7-7	5-12	1-1

Hollis: (52G, 50N)|(52G, 20G, 20G, 54G, 44N)
 (38G)|(48G, 49G, 39B)|(30G)|(33G)(46G, 26G, 44G)
 (33G)(50N, 25N, 45N)|(23G, 33G, 27G)|(43G, 40G)
 (39G, 46N)|(26G)|(42G, 36G)|(33N)|(32G, 25G)
 OPPONENTS: (34G, 45G, 48N, 33G)|(29G, 22G, 44N)|(49N)|(46G, 24G)|(26G)(42G)|(35G)(46G)
 (38G, 45N)(23G, 45N)|(39G, 46G, 43N)|(39G, 44N, 53G)|(33G)|(19G)

USUAL STARTERS

OFFENSE	WR	LT	LG	C	RG	RT	TE	WR	FB	RB	QB
Eric Moulds	80										
Jonas Jennings	75										
Ruben Brown	79										
Trey Teague	70										
Marques Sullivan	71										
Mike Williams	75										
Jay Riemersma	85										
Peerless Price	81										
Larry Centers (7)	37										
Phil Crosby	41										
Travis Henry	20										
Drew Bledsoe	11										

DEFENSE

DEFENSE	LE	LT	RT	RE	SLB	MLB	VLB	LCB	RCB	FS	SS
Chidi Ahanotu	72										
Ron Edwards	98										
Pat Williams	93										
Aaron Schobel	94										
Keith Newman	53										
London Fletcher	58										
Eddie Robinson	55										
Antoine Winfield	26										
Nate Clements	22										
Pierson Prioleau	22										
Coy Wire	27										

PASSING	Att	Cmp	Yds	Cmp%	Yds/Att	TD	TD%	Int	Int%	Long	Sack/Lost	Rating
Bledsoe	610	375	4359	61.5	7.15	24	3.9	15	2.5	73	54/369	86.0
Van Pelt	2	2	5	100.0	2.50	0	0.0	0	0.0	4	0/0	79.2
BILLS	612	377	4364	61.6	7.13	24	3.9	15	2.5	73	54/369	86.0
OPPONENTS	495	281	3279	56.8	6.62	24	4.8	10	2.0	81	31/212	84.7



2003 SEASON STATISTICS

6-10 | 3RD IN AFC EAST | HEAD COACH GREGG WILLIAMS

Date	W/L	Score	Opponent	Attendance
9/7	W	31-0	New England	73,262
9/14	W	38-17	at Jacksonville	58,613
9/21	L	7-17	at Miami	73,458
9/28	L	13-23	Philadelphia	73,305
10/5	W	22-16	(OT) Cincinnati	72,615
10/12	L	3-30	at NY Jets	77,740
10/19	W	24-7	Washington	73,149
10/26	L	5-38	at Kansas City	78,689
11/9	L	6-10	at Dallas	63,770
11/16	L	10-12	Houston	72,677
11/23	L	14-17	Indianapolis	73,004
11/30	W	24-7	at NY Giants	78,481
12/7	W	17-6	NY Jets	72,791
12/14	L	26-28	at Tennessee	68,809
12/21	L	3-20	Miami	73,319
12/27	L	0-31	at New England	68,436

TOTAL FIRST DOWNS	BUF	OPP
Rushing	96	92
Passing	150	153
Penalty	22	25
3rd Down: Made/Att	67/212	86/225
3rd Down Pct.	31.6	38.2
4th Down: Made/Att	13/25	7/13
4th Down: Pct.	52.0	53.8

POSSESSION AVG.	29:40	30:20
TOTAL NET YARDS	4348	4313
Avg. Per Game	271.8	269.6
Total Plays	980	1010
Avg. Per Play	4.4	4.3

NET YARDS RUSHING	1664	1606
Avg. Per Game	104.0	100.4
Total Rushes	427	464

NET YARDS PASSING	2684	2707
Avg. Per Game	167.8	169.2
Sacked/Yards Lost	51/385	38/231
Gross Yards	3069	2938
Att./Completions	502/293	508/285
Completion Pct.	58.4	56.1
Had Intercepted	17	10

PUNTS/AVERAGE	85/44.6	93/38.2
---------------	---------	---------

NET PUNTING AVG.	37.1	34.2
------------------	------	------

PENALTIES/YARDS	106/891	110/996
-----------------	---------	---------

FUMBLES/BALL LOST	36/17	22/8
-------------------	-------	------

TOUCHDOWNS	27	30
Rushing	13	11
Passing	11	18
Returns	3	1

SCORE BY PERIOD	Q1	Q2	Q3	Q4	OT	PTS
BILLS	34	81	58	64	6	243
OPPONENTS	54	93	51	78	0	279

SCORING	Td	Ru	Pa	Rt	K-PAT	FG	S	PTS
Hollis	0	0	0	0	24/24	17/24	0	75
Henry	11	10	1	0	0/0	0/0	0	66
Shaw	4	0	4	0	0/0	0/0	0	24
Bledsoe	2	2	0	0	0/0	0/0	0	12
Moore	2	0	2	0	0/0	0/0	0	12
Reed	2	0	2	0	0/0	0/0	0	12
Adams	1	0	0	1	0/0	0/0	0	6
Campbell	1	0	1	0	0/0	0/0	0	6
Clements	1	0	0	1	0/0	0/0	0	6
Morris	1	1	0	0	0/0	0/0	0	6
Moulds	1	0	1	0	0/0	0/0	0	6
P. Williams	1	0	0	1	0/0	0/0	0	6
Prioleau	0	0	0	0	0/0	0/0	1	2
Team	0	0	0	0	0/0	0/0	2	4
BILLS	27	13	11	3	24/24	17/24	3	243
OPP	30	11	18	12	6/26	23/31	2	279

*2-Pt Conversions: **BILLS** 0-2, **OPP** 2-4
SACKS: Schobel 11.5, Posey 5.5, Adams 5.0, Denney 3.5, Milloy 3.0, Fletcher 2.0, Spikes 2.0, McGee 1.0, Winfield 1.0, Wire 1.0, Edwards 0.5, Prioleau 0.5, K. Thomas 0.5,
BILLS: 38, 0
OPPONENTS: 51, 0

RUSHING	No.	Yds	Avg	Long	TD
Henry	331	1356	4.1	64	10
Burns	39	113	2.9	12	0
Morris	19	70	3.7	12	1
Reed	3	38	12.7	16	0
Bledsoe	24	29	1.2	11	2
Moorman	1	21	21.0	21	0
A. Brown	1	17	17.0	17	0
Neufeld	1	14	14.0	14	0
T. Brown	1	5	5.0	5	0
Simonton	2	4	2.0	2	0
Gash	1	3	3.0	3	0
Van Pelt	4	-6	-1.5	-1	0
BILLS	427	1664	3.9	64	13
OPP	464	1606	3.5	62	11

RECEIVING	No.	Yds	Avg	Long	TD
Moulds	64	780	12.2	49	1
Reed	58	588	10.1	26	2
Shaw	56	732	13.1	54	4
Campbell	34	339	10.0	31	1
Henry	28	158	5.6	18	1
Morris	14	100	7.1	24	0
Gash	11	83	7.5	18	0
Coleman	8	69	8.6	12	0
Moore	7	82	11.7	28	2
Burns	7	62	8.9	14	0
Neufeld	3	41	13.7	25	0
Aiken	3	35	11.7	19	0
BILLS	293	3069	10.5	54	11
OPP	285	2938	10.3	77	18

INTERCEPTIONS	No.	Yds	Avg	Long	TD
Clements	3	54	18.0	54	1
McGee	2	5	2.5	3	0
Spikes	2	1	0.5	1	0
Adams	1	37	37.0	37	1
Winfield	1	11	11.0	11	0
Schobel	1	6	6.0	6	0
BILLS	10	114	11.4	54	2
OPP	17	186	10.9	74	1

PUNTING	No.	Yds	Avg	Net	TB	In	Lg	B
Moorman	85	3788	44.6	37.1	3	20	71	0
BILLS	85	3788	44.6	37.1	3	20	71	0
OPP	93	3553	38.2	34.2	6	24	53	1

PUNT RETURNS	Ret	FC	Yds	Avg	Long	TD
A. Brown	25	10	111	4.4	18	0
Clements	14	11	137	9.8	35	0
Prioleau	1	0	0	0	0	0
Winfield	1	0	0	0	0	0
Reed	0	0	—	—	—	0
BILLS	41	21	248	6.0	35	0
OPP	52	8	577	11.1	48	0

KICKOFF RETURNS	No.	Yds	Avg	Long	TD
A. Brown	48	1046	21.8	75	0
McGee	8	160	20.0	26	0
Morris	6	146	24.3	52	0
Burns	1	17	17.0	17	0
BILLS	63	1369	21.7	75	0
OPP	55	1080	19.6	35	0

FIELD GOALS 1-19 20-29 30-39 40-49 50+
 Lindell 0-0 11-12 3-3 3-7 0-2
 BILLS 0-0 11-12 3-3 3-7 0-2
 OPP 0-0 8-9 9-9 5-8 1-5
 Lindell: (44G)(27G)(51N)(27G,38G,29G)(44G)(20G)(49N,20G)(41G,29G)(29N,44N,23G,20G)(48N)(26G,50N)(32G)(27G,32G)(23G)(40N)
 OPP: (1)(48N,44G)(51N,26G,44N)(26G,34G,22G)(39G,37G,54N,30G)(27G,33G,50N,43G)(1)(49G)(51G)(41G,34G)(24G)(38G,50N,40G)(29G,39G,41N)(28G,30G)(24N,24G)

USUAL STARTERS

OFFENSE

WR	80	Eric Moulds
LT	75	Jonas Jennings
LG	79	Ruben Brown
C	70	Trey Teague
RG	61	Mike Pucillo
RT	68	Mike Williams
TE	84	Mark Campbell
WR	82	Josh Reed
RB	20	Travis Henry
FB	33	Sam Gash
QB	11	Drew Bledsoe

DEFENSE

LE	92	Ryan Denney
LT	95	Sam Adams
RT	93	Pat Williams
RE	94	Aaron Schobel
SLB	96	Jeff Posey
MLB	59	London Fletcher
WLB	51	Takeo Spikes
LCB	26	Antoine Winfield
RCB	22	Nate Clements
FS	43	Izell Reese (9)
	23	Pierson Prioleau (6)
SS	36	Lawyer Milloy

PASSING	Att	Cmp	Yds	Cmp%	Yds/Att	TD	TD%	Int	Int%	Long	Sack/Lost	Rating
Bledsoe	471	274	2860	58.2	6.07	11	2.3	12	2.5	54	49/371	73.0
T. Brown	18	14	160	77.8	8.89	0	0.0	1	5.6	28	1/7	80.6
Van Pelt	12	5	49	41.7	4.08	0	0.0	3	25.0	14	1/7	14.2
Henry	1	0	0	0.0	0.0	0	0.0	1	100.0	0	0/0	0.0
BILLS	502	293	3069	58.4	6.11	11	2.2	17	3.4	54	51/385	69.4
OPPONENTS	508	285	2938	56.1	5.78	18	3.5	10	2.0	77	38/231	76.5



2004 SEASON STATISTICS

9-7 | 3RD IN AFC EAST | HEAD COACH MIKE MULARKEY

Date	W/L Score	Opponent	Attendance
09/12	L 10-13	Jacksonville	72,389
09/19	L 10-13	at Oakland	53,610
10/03	L 17-31	New England	72,698
10/10	L 14-16	at NY Jets	77,976
10/17	W 20-13	Miami	72,714
10/24	L 6-20	at Baltimore	69,809
10/31	W 38-14	Arizona	65,887
11/07	W 22-17	NY Jets	72,574
11/14	L 6-29	at New England	68,756
11/21	W 37-17	St. Louis	72,393
11/28	W 38-9	at Seattle	66,271
12/05	W 42-32	at Miami	73,084
12/12	W 37-7	Cleveland	72,330
12/19	W 33-17	at Cincinnati	65,378
12/26	W 41-7	at San Francisco	63,248
01/02	L 24-29	Pittsburgh	73,414

TOTAL FIRST DOWNS	BUF	OPP
Rushing	102	79
Passing	149	150
Penalty	20	29
3rd Down: Made/Att	77/215	77/214
3rd Down Pct.	35.8	36.0
4th Down: Made/Att	10/21	11/15
4th Down Pct.	47.6	73.3

POSSESSION AVG.	30:21	29:39
TOTAL NET YARDS	4691	4228
Avg. Per Game	293.2	264.3
Total Plays	982	978
Avg. Per Play	4.8	4.3

NET YARDS RUSHING	1874	1604
Avg. Per Game	117.1	100.3
Total Rushes	483	447

NET YARDS PASSING	2817	2624
Avg. Per Game	176.1	164.0
Sacked/Yards Lost	38/215	45/319
Gross Yards	3032	2943
Att./Completions	461/262	486/261
Completion Pct.	56.8	53.7
Had Intercepted	17	24

PUNTS/AVERAGE	78/43.1	79/40.7
---------------	---------	---------

NET PUNTING AVG.	78/36.5	79/33.0
------------------	---------	---------

PENALTIES/YARDS	121/1047	120/865
-----------------	----------	---------

FUMBLES/BALL LOST	26/12	31/15
-------------------	-------	-------

TOUCHDOWNS	46	29
Rushing	15	6
Passing	21	20
Returns	10	3

SCORE BY PERIOD	Q1	Q2	Q3	Q4	OT	PTS
BILLS	89	101	80	125	0	395
OPPONENTS	78	100	12	97	0	284

SCORING	TD	Ru	Pa	Rt	K-PAT	FG	S	PTS
Lindell	0	0	0	0	45/45	24/28	0	117
McGahee	13	13	0	0	-	-	0	78
Evans	9	0	9	0	-	-	0	54

Campbell	5	0	5	0	-	-	0	30
Moulds	5	0	5	0	-	-	0	30
McGee	3	0	0	3	-	-	0	18
Clements	2	0	0	2	-	-	0	12
Euhus	2	0	2	0	-	-	0	12
Spikes	2	0	0	2	-	-	0	12
S. Williams	2	2	0	0	-	-	0	12
P. Williams	1	0	0	1	-	-	1	8
Peters	1	0	0	1	-	-	0	6
J. Smith	1	0	0	1	-	-	0	6
BILLS	46	15	21	10	45/45	24/28	1	395
OPP	29	6	20	3	27/27	27/32	0	284

2-Pt. Conversions: **BILLS** 0-1, **OPPONENTS** 1-2

SACKS: Schobel 8.0, Adams 5.0, Kelsay 4.5, Edwards 4.0, Milloy 4.0, Fletcher 3.5, Denney 3.0, Spikes 3.0, P. Williams 2.5, McGee 2.0, Greer 1.0, Posey 1.0, Thomas 1.0, Vincent 1.0, Wire 1.0, Clements 0.5
BILLS: 45.0
OPPONENTS: 38.0

RUSHING	No.	Yds	Avg	Long	TD
McGahee	284	1128	4.0	41	13
Henry	94	326	3.5	19	0
S. Williams	42	167	4.0	27	2
Evans	5	85	17.0	48	0
Burns	20	73	3.7	21	0
Bledsoe	22	37	1.7	17	0
Moorman	2	23	11.5	34	0
Losman	2	15	7.5	10	0
J. Smith	2	11	5.5	8	0
Brown LG	1	2	2.0	2	0
Reed	2	-1	-5.5	6	0
Matthews	2	-3	-1.5	-1	0
Greer	1	-6	-6.0	-6	0
BILLS	483	1874	3.9	48	15
OPP	447	1604	3.6	58	6

RECEIVING	No.	Yds	Avg	Long	TD
Moulds	88	1043	11.9	49	5
Evans	48	843	17.6	69	9
McGahee	22	169	7.7	16	0
Campbell	12	203	11.9	27	5
Shelton	17	114	6.7	24	0
Reed	16	153	9.6	20	0
Aiken	11	148	13.5	54	0
Euhus	11	98	8.9	17	2
Henry	10	45	4.5	10	0
Neufeld	6	61	10.2	29	0
Shaw	5	59	11.8	20	0
Trafford	3	25	8.3	10	0
J. Smith	3	21	7.0	11	0
S. Williams	3	19	6.3	10	0
Thomas	1	24	24.0	24	0
Burns	1	7	7.0	7	0
BUF	262	3032	11.6	69	21
OPP	261	2943	11.3	51	20

INTERCEPTIONS	No.	Yds	Avg	Long	TD
Clements	6	77	12.8	35	1
Spikes	5	122	24.4	62	2
McGee	3	21	7.0	21	0
Milloy	2	20	10.0	11	0
Reese	1	33	33.0	33	0
Baker	1	26	26.0	26	0
P. Williams	1	20	20.0	20	1
Vincent	1	8	8.0	8	0
Kelsay	1	3	3.0	3	0
Posey	1	3	3.0	3	0

Adams	1	0	0.0	0	0
Stamer	1	0	0.0	0	0
BILLS	24	333	13.9	62	4
OPP	17	357	21.0	94	1

PUNTING	No.	Yds	Avg	Net	TB	In	Log	B
Moorman	77	3325	43.2	36.8	9	17	80	0
Lindell	1	37	37.0	17.0	1	0	37	0
BILLS	78	3362	43.1	36.5	10	17	80	0
OPP	79	3218	40.7	33.0	6	18	69	1

PUNT RETURNS	Ret	FC	Yds	Avg	Long	TD
Clements	35	10	327	9.3	86	1
J. Smith	9	0	157	17.4	70	1
Reed	1	0	7	7.0	7	0
S. Williams	1	0	0	0.0	0	0
BILLS	46	10	491	10.7	86	2
OPP	37	63	15	8.5	34	0

KICKOFF RETURNS	No.	Yds	Avg	Log	TD
McGee	52	1370	26.3	104	3
Fletcher	4	86	21.5	23	0
Shelton	2	25	12.5	15	0
Clements	1	14	14.0	14	0
Kelsay	1	14	14.0	14	0
Moulds	1	2	2.0	2	0
Neufeld	1	3	3.0	3	0
J. Smith	1	28	28.0	28	0
BILLS	63	1542	24.5	104	3
OPP	77	1406	18.3	65	0

FIELD GOALS	1-19	20-29	30-39	40-49	50+
Lindell	0-0	13-14	10-11	1-3	0-0
BILLS	0-0	13-14	10-11	1-3	0-0
OPP	2-2	11-12	8-9	6-7	0-2

Lindell: (42N, 25G)(32G)(33G)(43N, 43G, 20G)(24G, 21G)(25G)(20G, 30G)(21G, 35G, 33G)(25G)(38N)(23G, 21G, 37G)(23G, 39G, 21G, 33G)(23G, 31G)(37G, 28N)
 OPPONENTS: (25G, 27G)(21G, 33G)(42G)(29N, 37G, 36G, 38G)(47G, 28G)(24G, 50N, 19G)(64N)(36N, 41G)(27G, 24G, 20G, 45G, 37G)(41G)(19G)(47G)(45N)(24G)(22G, 21G, 31G, 37G, 33G)

USUAL STARTERS	WR	LT	LG	C	RG	RT	TE	WR	RB	FB	QB
Eric Moulds	80										
Jonas Jennings	75										
Lawrence Smith	72										
Trey Teague	70										
Chris Villarrial	58										
Mike Williams	68										
Mark Campbell	84										
Lee Evans	83										
Willis McGahee	21										
Damion Shelton	31										
Drew Bledsoe	11										

DEFENSE	LE	LT	RT	RE	SLB	MLB	WLB	LCB	RCB	FS	SS
Chris Kelsay	90										
Sam Adams	95										
Pat Williams	93										
Aaron Schobel	94										
Jeff Posey	96										
London Fletcher	59										
Takeo Spikes	51										
Terrence McGee	24										
Nate Clements	22										
Izell Reese (9)	43										
Pierson Prioleau (6)	23										
Lawyer Milloy	36										

PASSING	Att	Cmp	Yds	Cmp%	Yds/Att	TD	TD%	Int	Int%	Long	Sack/Lost	Rating
Bledsoe	450	256	2932	56.9	6.52	20	4.4	16	3.6	69	37/215	76.6
Losman	5	3	32	60.0	6.40	0.0	0	1	20.0	17	1/0	39.2
Matthews	3	2	44	66.7	14.67	1	33.3	0	0.0	33	0/0	149.3
Moorman	3	1	24	33.3	8.00	0	0.0	0	0.0	24	0/0	63.2
BILLS	461	262	3032	56.8	6.58	21	4.6	17	3.7	69	38/215	76.7
OPPONENTS	486	261	2943	53.7	6.06	20	4.1	24	4.9	51	45/319	65.2



2005 SEASON STATISTICS

5-11 | 3RD IN AFC EAST | HEAD COACH MIKE MULARKEY

Date	W/L	Score	Opponent	Attendance
09/11	W	22-7	Houston	71,781
09/18	L	3-19	at Tampa Bay	64,777
09/25	L	16-24	Atlanta	72,032
10/02	L	7-19	at New Orleans	58,688
10/09	W	20-14	Miami	72,160
10/16	W	27-17	New York Jets	72,045
10/23	L	17-38	at Oakland	42,779
10/30	L	16-21	at New England	68,756
11/13	W	14-3	Kansas City	72,093
11/20	L	10-48	at San Diego	65,602
11/27	L	9-13	Carolina	71,440
12/04	L	23-24	at Miami	72,051
12/11	L	7-35	New England	71,810
12/17	L	17-28	Denver	71,887
12/24	W	37-27	at Cincinnati	65,485
01/01	L	26-30	at New York Jets	76,822

	BUF	OPP
TOTAL FIRST DOWNS	259	243
Rushing	96	146
Passing	129	169
Penalty	34	28
3rd Down: Made/Att	74/201	93/200
3rd Down Pct.	36.8	46.5
4th Down: Made/Att	6/16	7/12
4th Down Pct.	37.5	58.3

	29:04	30:56
POSSESSION AVG.		

	4122	5496
TOTAL NET YARDS		
Avg. Per Game	257.6	343.5
Total Plays	930	1030
Avg. Per Play	4.4	5.3

	1607	2205
NET YARDS RUSHING		
Avg. Per Game	100.4	137.8
Total Rushes	428	489

	2515	3291
NET YARDS PASSING		
Avg. Per Game	157.2	205.7
Sacked/Yards Lost	43/337	38/269
Gross Yards	2852	3560
Att./Completions	459/269	503/314
Completion Pct.	58.6	62.4
Had Intercepted	16	17

	71/45.7	62/40.2
PUNTS/AVERAGE		

	71/39.1	62/34.4
NET PUNTING AVG.		

	120/897	124/904
PENALTIES/YARDS		

	26/10	24/13
FUMBLES/BALL LOST		

	26	44
TOUCHDOWNS		
Rushing	6	22
Passing	18	19
Returns	2	3

SCORE BY PERIOD	Q1	Q2	Q3	Q4	OT	PTS
BILLS	80	86	46	59	0	271
OPPONENTS	34	135	75	123	0	367

SCORING	TD	Ru	Pa	Rt	K-PAT	FG	S	PTS
Lindell	0	0	0	0	26/26	29/35	0	113
Evans	7	0	7	0				42
McGahee	5	5	0	0				30
Moulds	4	0	4	0				24
McGee	2	0	0	2				12
Reed	2	0	2	0				12
Burns	1	0	1	0				6
Holcomb	1	1	0	0				6
Parrish	1	0	1	0				6
Peters	1	0	1	0				6
Shelton	1	0	1	0				6
J. Smith	1	0	1	0				6
Fletcher	0	0	0	0				12
BILLS	26	6	18	2	26/26	29/35	1	271
OPP	44	22	19	3	44/44	19/25	1	367

*2-Pt Conversions: BILLS 0-0, OPP 0-0

SACKS: Schobel 12, Denney 4, Fletcher 4, Adams 3, Crowell 3, Posey 3, Kelsay 2.5, Bannan 1.5, T. Anderson 1, R. Baker 1, Greer 1, Milloy 1, Spikes 1
BILLS: 38.0
OPPONENTS: 45.0

RUSHING	No.	Yds	Avg	Long	TD
McGahee	325	1247	3.8	27	5
S. Williams	45	161	3.6	28	0
Losman	31	154	5.0	30	0
Evans	4	38	9.5	39	0
Holcomb	18	11	0.6	8	1
J. Smith	1	1	1.0	1	0
Shelton	1	0	0.0	0	0
Parrish	2	-2	-1.0	4	0
Reed	1	-3	-3.0	-3	0
BILLS	428	1607	3.8	39	6
OPP	489	2205	4.5	59	22

RECEIVING	No.	Yds	Avg	Long	TD
Moulds	81	816	10.1	55f	4
Evans	48	743	15.5	65	7
Reed	32	449	14.0	51t	2
McGahee	28	178	6.4	19	0
Campbell	19	139	7.3	27	0
S. Williams	17	118	6.9	23	0
Parrish	15	148	9.9	28	1
Shelton	13	98	7.5	21	1
J. Smith	5	56	11.2	19	1
Aiken	4	57	14.3	22	0
Euhus	3	17	5.7	9	0
Peters	2	5	2.5	4	1
Burns	1	19	19.0	19t	1
Neufeld	1	9	9.0	9	0
BILLS	269	2852	10.6	65	18
OPP	314	3560	11.3	57	19

INTERCEPTIONS	No.	Yds	Avg	Long	TD
McGee	4	97	24.3	46f	1
Vincent	4	78	19.5	42	0
Crowell	2	3	1.5	2	0
Clements	2	0	0.0	0	0
Fletcher	1	20	20.0	20	0
R. Baker	1	18	18.0	18	0
Kelsay	1	17	17.0	17	0
Milloy	1	0	0.0	0	0
Schobel	1	0	0.0	0	0
BILLS	17	233	13.7	46f	1
OPP	16	209	13.1	42	2

PUNTING	No.	Yds	Avg	Net	TB	In	Lg	B
Moorman	71	3242	45.7	39.1	9	22	68	0
BILLS	71	3242	45.7	39.1	9	22	68	0
OPP	62	2492	40.2	34.4	22	61	60	0

PUNT RETURNS	Ret	FC	Yds	Avg	Long	TD
Parrish	14	9	186	13.3	43	0
Clements	8	3	52	6.5	13	0
J. Smith	6	5	41	6.8	17	0
BILLS	28	17	279	10.0	43	0
OPP	42	10	285	6.8	29	0

KICKOFF RETURNS	No.	Yds	Avg	Lg	TD
McGee	46	1391	30.2	99t	1
Parrish	10	261	26.1	45	0
J. Smith	5	124	24.8	44	0
Reed	4	69	17.3	24	0
Burns	3	46	15.3	19	0
Neufeld	3	39	13.0	23	0
Shelton	2	26	13.0	16	0
Euhus	1	0	0.0	0	0
Leonhard	1	36	36.0	36	0
BILLS	75	1992	26.6	99t	1
OPP	64	1308	20.4	95t	1

FIELD GOALS	1-19	20-29	30-39	40-49	50+
Lindell	0/0	8/9	11/13	7/10	3/3
BILLS	0/0	8/9	11/13	7/10	3/3
OPP	0/0	10/10	5/6	4/9	0/0

Lindell:
 (35G, 21G, 42G, 39G, 31G)|(40G)|(36G, 41G, 30G)|(45N)|(24G, 47G)|(50G, 38G)|(41G)
 (46N, 23G, 35G, (21G, 24G, 48N, 22G)
 (21G, 24G, 52G, 36G)
OPPONENTS:
 ((40G)|(27G)|(23G, 40G, 32N, 20G, 37G)|
 (44G)|(25G)|(44N)|(35G, 44N, 43N)|(28G, 38G)
 (25G, 45N, 25G)|(23G)|((31G, 27G)|(49G, 43N, 25G, 34G)

USUAL STARTERS

OFFENSE		
QB	10	Kelly Holcomb
RB	21	Willis McGahee
FB	31	Damon Shelton
WR	80	Eric Moulds
WR	83	Lee Evans
TE	84	Mark Campbell
LT	69	Mike Gandy
LG	66	Bennie Anderson
C	70	Trey Teague
RG	58	Chris Villarral
RT	71	Jason Peters

DEFENSE

DE	90	Chris Kelsay
DT	95	Sam Adams
DT	77	Tim Anderson
DE	94	Aaron Schobel
LB	96	Jeff Posey
LB	59	London Fletcher
LB	51	Takeo Spikes
CB	24	Terrance McGee
CB	22	Nate Clements
FS	23	Troy Vincent
SS	36	Lawyer Milloy

PASSING	Att	Cmp	Yds	Cmp%	Yds/Att	TD	TD%	Int	Int%	Long	Sack/Lost	Rating
Holcomb	230	155	1509	67.4	6.56	10	4.3	8	3.5	65	17/140	85.6
Losman	228	113	1340	49.6	5.88	8	3.5	8	3.5	58	26/197	64.9
Parrish	1	1	3	100.0	3.00	0	0.0	0	0.0	3	0/0	79.2
BILLS	459	269	2852	58.6	6.21	18	3.9	16	3.5	65	43/337	75.4
OPP	503	314	3560	62.4	7.08	19	3.8	17	3.4	57	38/269	82.1



2006 SEASON STATISTICS

7-9 | 3RD IN AFC EAST | HEAD COACH DICK JAURON

Date	W/L	Score	Opponent	Attendance
09/10	L	17-19	at New England	68,756
09/17	W	16-6	at Miami	72,797
09/24	L	20-28	New York Jets	72,067
10/01	W	17-12	Minnesota	71,972
10/08	L	7-40	at Chicago	62,206
10/15	L	17-20	at Detroit	60,704
10/22	L	6-28	New England	72,180
11/05	W	24-10	Green Bay	72,205
11/12	L	16-17	at Indianapolis	57,306
11/19	W	24-21	at Houston	70,125
11/26	W	27-24	Jacksonville	63,608
12/03	L	21-24	San Diego	63,361
12/10	W	31-13	at New York Jets	77,131
12/17	W	21-0	Miami	71,011
12/24	L	29-30	Tennessee	54,765
12/31	L	7-19	at Baltimore	70,913

	BUF	OPP
TOTAL FIRST DOWNS	234	298
Rushing	82	117
Passing	132	168
Penalty	20	13
3rd Down: Made/Att	63/199	79/216
3rd Down Pct.	31.7	36.6
4th Down: Made/Att	5/11	11/17
4th Down Pct.	45.5	64.7

POSSESSION AVG. 28:04 31:56

	4271	5273
TOTAL NET YARDS	4271	5273
Avg. Per Game	266.9	329.6
Total Plays	898	1029
Avg. Per Play	4.8	5.1

	1552	2254
NET YARDS RUSHING	1552	2254
Avg. Per Game	97.0	140.9
Total Rushes	420	476

	2719	3019
NET YARDS PASSING	2719	3019
Avg. Per Game	169.9	188.7
Sacked/Yards Lost	47/332	40/265
Gross Yards	3051	3284
Att./Completions	431/268	513/324
Completion Pct.	62.2	63.2
Had Intercepted	14	13

PUNTS/AVERAGE 92/43.6 86/41.6

NET PUNTING AVG. 39.2 34.8

PENALTIES/YARDS 87/629 90/709

FUMBLES/BALL LOST 28/15 28/11

	26	44
TOUCHDOWNS	26	44
Rushing	9	14
Passing	19	18
Returns	5	3

	Q1	Q2	Q3	Q4	OT	PTS
SCORE BY PERIOD	Q1	Q2	Q3	Q4	OT	PTS
BILLS	67	84	75	74	0	300
OPPONENTS	74	105	55	77	0	311

SCORING	TD	Ru	Pa	Rt	K-PAT	FG	S	PTS
Lindell	0	0	0	0	33/33	23/25	0	102
Evans	8	0	8	0	-	-	0	48
McGahee	6	6	0	0	-	-	0	36
Parrish	3	0	2	1	-	-	0	18
Price	3	0	3	0	-	-	0	18
Royal	3	0	3	0	-	-	0	18
Fletcher-Baker	2	0	0	2	-	-	0	12
Reed	2	0	2	0	-	-	0	12
A. Thomas	2	0	2	0	-	-	0	12
Clements	1	0	0	1	-	-	0	6
Losman	1	1	0	0	-	-	0	6
McGee	1	0	0	1	-	-	0	6
Neufeld	1	0	1	0	-	-	0	6
Fletcher	0	0	0	0	-	-	1	2
BILLS	33	9	15	5	33/33	23/25	0	300
OPP	35	14	18	3	33/33	22/26	1	311

*2-Pt Conversions: Bills 0-0, OPP 0-2

SACKS: Schobel 14, Denney 6, Kelsay 5.5, (group) 4, Tripplett 2.5, Crowell 2, Fletcher-Baker 2, Hargrove LG 1.5, Hargrove TM 1, Ellison 1, Simpson 1, Spikes 1
BILLS: 38 OPPONENTS: 45

RUSHING	No.	Yds	Avg	Long	TD
McGahee	259	990	3.8	57t	6
A. Thomas	107	378	3.5	19	2
Losman	38	140	3.7	15	1
Parrish	2	18	9.0	11	0
Price	5	18	3.6	9	0
Reed	4	13	3.3	15	0
Moorman	2	2	1.0	2	0
S. Williams	2	2	1.0	2	0
Royal	1	-9	-9.0	-9	0
BILLS	420	1552	3.7	57t	9
OPP	476	2254	4.7	52	14

RECEIVING	No.	Yds	Avg	Long	TD
Evans	82	1292	15.8	83t	8
Price	49	402	8.2	25	3
Reed	34	410	12.1	52	2
Parrish	23	320	13.9	51t	2
Royal	23	233	10.1	33t	3
A. Thomas	22	139	6.3	18	0
McGahee	18	156	8.7	56	0
Shelton	7	35	5.0	14	0
Cieslak	6	46	7.7	13	0
Davis	2	13	6.5	8	0
Neufeld	1	4	4.0	4t	1
Everett	1	1	1.0	1	0
BILLS	268	3051	11.4	83t	19
OPP	324	3284	10.1	62	18

INTERCEPTIONS	No.	Yds	Avg	Long	TD
Fletcher-Baker	4	30	7.5	17t	1
Clements	3	80	26.7	58t	1
Simpson	2	76	38.0	76	0
Crowell	2	0	0.0	0	0
Whitner	1	10	10.0	10	0
Ellison	1	7	7.0	7	0
BILLS	13	203	15.6	76	2
OPP	14	198	14.1	44	2

PUNTING	No.	Yds	Avg	Net	TB	In	Lg	B
Moorman	92	4012	43.6	39.2	7	33	66	0
BILLS	92	4012	43.6	39.2	7	33	66	0
OPP	86	3578	41.6	34.8	8	31	64	1

PUNT RETURNS	Ret	FC	Yds	Avg	Long	TD
Parrish	32	9	364	11.4	82t	1
Leonhard	7	1	58	8.3	32	0
BILLS	39	10	422	10.8	82t	1
OPP	36	20	265	7.4	25	0

KICKOFF RETURNS	No.	Yds	Avg	Long	TD
McGee	52	1355	26.1	88	0
Davis	6	99	16.5	27	0
Haggan	2	4	2.0	5	0
Preston	2	10	5.0	9	0
S. Williams	1	17	17.0	17	0
Leonhard	0	18	--	18	0
BILLS	63	1503	23.9	88	0
OPP	60	1279	21.3	74	0

FIELD GOALS	1-19	20-29	30-39	40-49	50+
Lindell	0/0	8/8	5/5	8/10	2/2
BILLS	0/0	8/8	5/5	8/10	2/2
OPP	0/0	5/5	9/10	8/9	0/2

Lindell:
 (53G)(33G,45G,43G)(36G,28G)(44N,28G)(53G)(40G,46G)(28G)(22G,30G,43G,41N)(40G)(21G,42G)(34G)(21G,36G,45G,21G,24G)
OPPONENTS:
 (32G)(55N)(37G,49G)(42G,43G,32G,41G)(43G,56N,29G)(49G)(49G)(31G)(42N,27G)(42G,36N)(30G,38G)(42G,20G,30G)(26G,37G,39G,29G)

USUAL STARTERS

OFFENSE

QB	7	JP Losman
RB	21	Willis McGahee
FB	31	Daimon Shelton
WR	83	Lee Evans
WR	81	Peerless Price
TE	84	Robert Royal
LT	71	Jason Peters
LG	69	Mike Gandy
C	67	Melvin Fowler
RG	75	Duke Preston
RT	79	Terrance Pennington

DEFENSE

DE	90	Chris Kelsay
DT	98	Larry Tripplett
DT	95	Kyle Williams
DE	94	Aaron Schobel
LB	51	Takeo Spikes
LB	59	London Fletcher
LB	55	Angelo Crowell
CB	24	Terrence McGee
CB	22	Nate Clements
FS	30	Ko Simpson
SS	20	Donte Whitner

PASSING	Att	Cmp	Yds	Cmp%	Yds/Att	TD	TD%	Int	Int%	Long	Sack/Lost	Rating
Losman	429	268	3051	62.5	7.11	19	4.4	14	3.3	83t	47/332	84.9
Evans	1	0	0	0.0	0.00	0	0.0	0	0.0	0	0/0	39.6
Moorman	1	0	0	0.0	0.00	0	0.0	0	0.0	0	0/0	39.6
BILLS	431	268	3051	62.2	7.08	19	4.4	14	3.2	83t	47/332	84.6
OPP	513	324	3284	63.2	6.40	18	3.5	13	2.5	62	40/265	82.5



2007 SEASON STATISTICS

7-9 | 2ND IN AFC EAST | HEAD COACH DICK JAURON

Date	WL Score	Opponent	Attendance
09/09	L 14-15	Denver	71,132
09/16	L 3-26	at Pittsburgh	64,307
09/23	L 7-38	at New England	68,756
09/30	W 17-14	New York Jets	70,600
10/08	L 24-25	Dallas	71,575
10/21	W 19-14	Baltimore	70,727
10/28	W 13-3	at New York Jets	76,688
11/04	W 33-21	Cincinnati	70,745
11/11	W 13-10	at Miami	70,615
11/18	L 10-56	New England	71,338
11/25	L 14-36	at Jacksonville	64,546
12/02	W 17-16	at Washington	85,831
12/09	W 38-17	Miami	71,018
12/16	L 0-8	at Cleveland	73,196
12/23	L 21-38	New York Giants	71,302
12/30	L 9-17	at Philadelphia	68,594

	BUF	OPP
TOTAL FIRST DOWNS	248	322
Rushing	91	104
Passing	141	203
Penalty	16	15
3rd Down: Made/Att	65/195	101/224
3rd Down Pct.	33.3	45.1
4th Down: Made/Att	8/18	10/22
4th Down Pct.	44.4	45.5

POSSESSION AVERAGE 28:51 31:10

	BUF	OPP
TOTAL NET YARDS	4434	5807
Avg. Per Game	277.1	362.9
Total Plays	919	1047
Avg. Per Play	4.8	5.5

	BUF	OPP
NET YARDS RUSHING	1800	1993
Avg. Per Game	112.5	124.6
Total Rushes	448	454

	BUF	OPP
NET YARDS PASSING	2634	3814
Avg. Per Game	164.6	238.4
Sacked/Yards Lost	26/208	26/144
Gross Yards	2842	3958
Att./Completions	445/263	567/354
Completion Pct.	59.1	62.4
Had Intercepted	14	18

PUNTS/AVERAGE 81/40.8 61/42.6

NET PUNTING AVERAGE 37.6 31.8

PENALTIES/YARDS 8/633 73/567

FUMBLES/BALL LOST 20/7 29/12

	BUF	OPP
TOUCHDOWNS	25	39
Rushing	8	15
Passing	12	19
Returns	5	5

SCORE BY PERIODS	Q1	Q2	Q3	Q4	OT	PTS
BILLS	79	41	68	64	0	252
OPPONENTS	63	104	92	95	0	354

SCORING	TD	Ru	Pa	Rt	K-PAT	FG	S	PTS	
Lindell	0	0	0	0	24	24	27	0	96
Lynch	7	7	0	0	1*	-	-	0	44
L. Evans	5	0	5	0	-	-	-	0	30
Parrish	3	1	1	1	-	-	-	0	18
Royal	3	0	3	0	-	-	-	0	18
Gaines	2	0	2	0	-	-	-	0	12
Wilson	2	0	0	2	-	-	-	0	12

Kelsay	1	0	0	1	-	-	1	8	
McGee	1	0	0	1	-	-	0	6	
A. Thomas	1	0	1	0	-	-	0	6	
Crowell	0	0	0	0	-	-	1	2	
BILLS	25	8	12	524	24	24	27	2	252
OPP	39	15	19	537	37	27	30	1	354

*2-Point Conversions: BILLS 1-1, OPPONENTS 0-2

SACKS: Schobel 6.5, Kelsay 2.5, McCargo 2.5, Crowell 2, DiGiorgio 2, K. Williams 2, (group) 2, Hargrove 1.5, R. Denney 1, Ellison 1, Haggan 1, Triplett 1, Youberty 1
BILLS: 26
OPPONENTS: 26

RUSHING	No	Yds	Avg	Long	TD
Lynch	280	1115	4.0	56f	7
Jackson	58	300	5.2	27	0
Losman	20	110	5.5	17	0
Wright	29	94	3.2	15	0
A. Thomas	36	89	2.5	9	0
Edwards	14	49	3.5	14	0
Parrish	3	19	6.3	24f	1
Moorman	4	14	3.5	10	0
Reed	4	10	2.5	12	0
BILLS	448	1800	4.0	56f	8
OPP	454	1993	4.4	88f	15

RECEIVING	No	Yds	Avg	Long	TD
L. Evans	55	849	15.4	85f	5
Reed	51	578	11.3	30	0
Parrish	35	352	10.1	47f	1
Royal	25	248	9.9	28f	3
Gaines	25	215	8.6	20	2
Jackson	22	190	8.6	54	0
Lynch	18	184	10.2	30	0
A. Thomas	15	95	6.3	11	1
Price	7	68	9.7	22	0
Schouman	3	19	6.3	10	0
Wright	3	17	5.7	8	0
Neufeld	2	14	7.0	8	0
Aiken	1	10	10.0	10	0
Everett	1	3	3.0	3	0
BILLS	263	2842	10.8	85f	12
OPP	354	3958	11.2	59f	19

PUNTING	No	Yds	Avg	Net	TB	In	Lg	B
Moorman	81	3302	40.8	37.6	3	30	75	0
BILLS	81	3302	40.8	37.6	3	30	75	0
OPP	61	2598	42.6	31.8	9	15	62	0

INTERCEPTIONS	No	Yds	Avg	Long	TD
McGee	4	4	1.0	2	0
Leonhard	2	60	30.0	36	0
Wilson	2	25	12.5	25f	1
Greer	2	1	0.5	2	0
DiGiorgio	1	38	38.0	38	0
Whitner	1	29	29.0	29	0
Youberty	1	19	19.0	19	0
K. Thomas	1	8	8.0	8	0
Crowell	1	5	5.0	5	0
Ellison	1	4	4.0	4	0
Kelsay	1	0	0.0	0f	1
Triplett	1	0	0.0	0	0
BILLS	18	193	10.7	38	2
OPP	14	291	20.8	70	2

PUNT RETURNS	Ref	FC	Yds	Avg	Long	TD
Parrish	27	2	440	16.3	74f	1
Leonhard	4	2	36	9.0	13	0
BILLS	31	4	476	15.4	74f	1
OPPONENTS	37	16	196	5.3	29	0

KICKOFF RETURNS	No	Yds	Avg	Long	TD
McGee	45	1082	24.0	103f	1
Parrish	6	126	21.0	24	0
Scobey	5	112	22.4	29	0
Jackson	3	46	15.3	19	0
Neufeld	3	6	2.0	7	0
Leonhard	2	32	16.0	17	0
A. Thomas	2	26	13.0	15	0
Chambers	1	6	6.0	6	0
Preston	1	12	12.0	12	0
Wilson	1	0	0.0	0	0
Wright	1	0	0.0	0	0
BILLS	70	1448	20.7	103f	1
OPPONENTS	56	1150	20.5	100f	1

FIELD GOALS	1-19	20-29	30-39	40-49	50+ Tot	
Lindell	0/0	11/11	7/7	4/6	2/3	24/27
BILLS	0/0	11/11	7/7	4/6	2/3	24/27
OPP	0/0	10/10	9/10	7/8	1/2	27/29

Lindell: [45N][24G][46G][24G,54N][29G,26G,35G,41G][30G,40G][23G,21G,29G,38G][34G][52G][38G,43G,24G,33G,36G][51G,46N][129G,23G,22G]

OPPONENTS: [21G,48G,50N,43N,42G][34G,28G,39G,31G][24G][37N][47G,29G,37G,53G][27G][38G][46G,33G,22G,23G,20G][27G,28G,33G][41G][35G,49G][42G][38G]

USUAL STARTERS

OFFENSE

QB	5	Trent Edwards
RB	23	Marshawn Lynch
FB/TE	86	Michael Gaines
WR	83	Lee Evans
WR	82	Josh Reed
TE	84	Robert Royal
LT	71	Jason Peters
LG	66	Darrick Dockery
C	67	Melvin Fowler
RG	60	Brad Butler
RT	68	Langston Walker

DEFENSE

DE	90	Chris Kelsay
DT	98	Larry Triplett
DT	95	Kyle Williams
DE	94	Aaron Schobel
LB	56	Keith Ellison
LB	52	John DiGiorgio
LB	55	Angelo Crowell
CB	24	Terrence McGee
CB	33	Jabari Greer
FS	37	George Wilson
SS	20	Donte Whitner

PASSING	Att	Cmp	Yds	Cmp%	Yds/Att	TD	TD%	Int	Int%	Long	Sack/Lost	Rating
Edwards	269	151	1630	56.1	6.06	7	2.6	8	3.0	70f	12/105	70.4
Losman	175	111	1204	63.4	6.88	4	2.3	6	3.4	85f	14/103	76.9
Lynch	1	1	8	100.0	8.00	1	100.0	0	0.0	8f	0/0	139.6
BILLS	445	263	2842	59.1	6.39	12	2.7	14	3.1	85f	26/208	73.8
OPPONENTS	567	354	3958	62.4	6.98	19	3.4	18	3.2	59f	26/144	81.1



2008 SEASON STATISTICS

7-9 | 3RD IN AFC EAST | HEAD COACH DICK JAURON

Date	W/L	Score	Opponent	Attendance
09/07	W	34-10	Seattle	71,194
09/14	W	20-16	at Jacksonville	65,167
09/21	W	24-23	Oakland	71,297
09/28	W	31-14	at St. Louis	61,017
10/05	L	17-41	at Arizona	63,830
10/19	W	23-14	San Diego	71,602
10/26	L	16-25	at Miami	65,011
11/02	L	17-26	New York Jets	71,827
11/09	L	10-20	at New England	68,756
11/17	L	27-29	Cleveland	71,645
11/23	W	54-31	at Kansas City	73,584
11/30	L	3-10	San Francisco	70,988
12/07#	L	3-16	Miami	52,134
12/14	L	27-31	at New York Jets	78,548
12/21	W	30-23	at Denver	74,539
12/28	L	0-13	New England	71,282

Played in Toronto

	BUF	OPP
TOTAL FIRST DOWNS	287	293
Rushing	107	113
Passing	167	167
Penalty	13	13
3rd Down: Made/Att	81/203	73/202
3rd Down Pct.	39.9	36.1
4th Down: Made/Att	7/16	8/26
4th Down Pct.	43.8	50.0

POSSESSION AVG.	30:04	29:57
-----------------	-------	-------

TOTAL NET YARDS	4882	5217
Avg. Per Game	305.1	326.1
Total Plays	956	971
Avg. Per Play	5.1	5.4

NET YARDS RUSHING	1842	1946
Avg. Per Game	115.1	121.6
Total Rushes	439	455

NET YARDS PASSING	3040	3271
Avg. Per Game	190.0	204.4
Sacked/Yards Lost	38/262	24/170
Gross Yards	3302	3441
Att./Completions	479/309	492/301
Completion Pct.	64.5	61.2
Had Intercepted	15	10

PUNTS/AVERAGE	58/44.1	64/45.6
---------------	---------	---------

NET PUNTING AVG.	39.1	36.8
------------------	------	------

PENALTIES/YARDS	71/538	72/540
-----------------	--------	--------

FUMBLES/BALL LOST	33/15	21/12
-------------------	-------	-------

TOUCHDOWNS	35	34
Rushing	16	18
Passing	14	14
Returns	5	2

SCORE BY PERIOD	Q1	Q2	Q3	Q4	OT	PTS
BILLS	46	113	73	104	0	336
OPPONENTS	108	76	81	77	0	342

SCORING	TD	Ru	Pa	Rt	K-PAT	FG	S	PTS
Lindell	0	0	0	0	34/34	30/38	0	124
Lynch	9	8	1	0	-	-	0	54
Evans	3	0	3	0	1*	-	0	20
Edwards	3	3	0	0	-	-	0	18
Jackson	3	3	0	0	-	-	0	18
Greer	2	0	2	0	-	-	0	12
Hardy	2	0	2	0	-	-	0	12
St. Johnson	2	0	2	0	-	-	0	12
Losman	2	0	2	0	-	-	0	12
McKelvin	2	0	2	0	-	-	0	12
Parrish	2	0	1	1	-	-	0	12
Denney	1	0	1	0	-	-	0	6
Fine	1	0	1	0	-	-	0	6
Reed	1	0	1	0	-	-	0	6
Royal	1	0	1	0	-	-	0	6
Schauman	1	0	1	0	-	-	0	6
BILLS	35	16	14	5	34/34	30/38	0	336
OPP	34	18	14	2	34/34	34/41	1	342

*2-Pt Conversions: BILLS 1-1, OPP 0-0

SACKS: Denney 4, Mitchell 4, Stroud 2.5, Sp. Johnson 2, Kelsay 2, Williams 2, Wilson 1.5, Bryan 1, Schobel 1, B. Scott 1, Whitner 1, Youtby 1, (group) 1

BILLS: 24 **OPPONENTS:** 38

RUSHING	No.	Yds	Avg	Long	TD
Lynch	250	1036	4.1	50	8
Jackson	130	571	4.4	32	3
Edwards	36	117	3.3	15	3
Losman	12	70	5.8	17	2
Evans	1	22	22.0	22	0
Parrish	2	9	4.5	9	0
Ellison	1	6	6.0	6	0
St. Johnson	1	6	6.0	6	0
Omon	6	5	0.8	2	0
BILLS	439	1842	4.2	50	16
OPP	455	1946	4.3	72	18

RECEIVING	No.	Yds	Avg	Long	TD
Evans	63	1017	16.1	87	3
Reed	56	597	10.7	24	1
Lynch	47	300	6.4	42	1
Jackson	37	317	8.6	65	0
Royal	33	351	10.6	30	1
Parrish	24	232	9.7	22	1
Schauman	15	153	10.2	21	1
St. Johnson	10	102	10.2	21	2
Fine	10	94	9.4	20	1
Hardy	9	87	9.7	17	2
Barnes	2	34	17.0	25	0
McIntyre	2	-1	-0.5	0	0
Denney	1	19	19.0	19	1
BILLS	309	3302	10.7	87	14
OPP	301	3441	11.4	84	14

INTERCEPTIONS	No.	Yds	Avg	Long	TD
McGee	3	36	12.0	36	0
Greer	2	75	37.5	42	2
McKelvin	2	64	32.0	64	1
Mitchell	2	33	16.5	32	0
Posluszny	1	9	9.0	9	0
BILLS	10	217	21.7	64	3
OPP	15	169	11.3	92	1

PUNTING	No.	Yds	Avg	Net	TB	In	Lg	B
Moorman	58	2557	44.1	39.1	5	23	63	0
BILLS	58	2557	44.1	39.1	5	23	63	0
OPP	64	2920	45.6	36.8	5	22	65	0

PUNT RETURNS	Ret	Fc	Yds	Avg	Long	TD
Parrish	21	10	322	15.3	63	1
Jackson	7	0	116	16.6	35	0
McKelvin	2	0	26	13.0	14	0
BILLS	30	10	464	15.5	63	1
OPP	18	12	187	10.4	21	0

KICKOFF RETURNS	No.	Yds	Avg	Long	TD
McKelvin	52	1468	28.2	98	1
Jackson	12	181	15.1	30	0
Sp. Johnson	3	40	13.3	19	0
McGee	3	62	20.7	27	0
Parrish	2	40	20.0	25	0
St. Johnson	1	0	0.0	0	0
McIntyre	1	18	18.0	18	0
Wilson	1	7	7.0	7	0
BILLS	75	1816	24.2	98	1
OPP	63	1247	19.8	69	0

FIELD GOALS	1-19	20-29	30-39	40-49	50+
Lindell	1/1	7/8	11/11	10/15	1/3
BILLS	1/1	7/8	11/11	10/15	1/3
OPP	0/0	8/9	14/15	8/11	4/6

Lindell: (35G,38G,52B)(21G,45G)(46N,38G)(45G,35G,45G)(48G)(48G,52N,27G,44G)(19N,43G,47G)(53G,43N)(25G)(26G,31G,47N)(21G,39G,34G,38G)(20N,22G,40N)(40G)(34G,48G)(37G,49G,28G)(47N) OPP: (45G)(28G,50G,39G)(23G,35G,32G)(51N)(47G,38G)(46B,43G,45G,35G)(37G,26G,37N,20G,31G)(32G,49N,37G)(40G,33G,43G,22G,56G)(45G)(50G)(50G,35G,27G,48N)(31G)(23G,30G,54N,43G)(33G,26N,23G)

USUAL STARTERS

OFFENSE

WR	83	Lee Evans
LT	71	Jason Peters
LG	66	Derrick Dockery
C	75	Duke Preston
RG	60	Brad Butler
RT	68	Langston Walker
TE	84	Robert Royal
WR	82	Josh Reed
FB/TE	80	Derek Schouman (6)
RB	23	Marshawn Lynch
QB	5	Trent Edwards

DEFENSE

LE	90	Chris Kelsay
LT	99	Marcus Stroud
RT	95	Kyle Williams
RE	94	Aaron Schobel
SLB	59	Kawika Mitchell
MLB	51	Paul Posluszny
WLB	56	Keith Ellison
LCB	24	Terrence McGee
RCB	33	Jabari Greer (10)
FS	30	Ko Simpson (10)
SS	20	Donte Whitner

PASSING	Att	Cmp	Yds	Cmp%	Yds/Att	TD	TD%	Int	Int%	Long	Sack/Lost	Rating
Edwards	374	245	2699	65.5	7.22	11	2.9	10	2.7	65	23/143	85.4
Losman	104	63	584	60.6	5.62	2	1.9	5	4.8	87	15/119	62.3
Moorman	1	1	19	100.0	19.00	1	100.0	0	0.0	19	0/0	158.3
BILLS	479	309	3302	64.5	6.89	14	2.9	15	3.1	87	38/262	81.3
OPPONENTS	492	301	3441	61.2	6.99	14	2.8	10	2.0	84	24/170	83.2



2009 SEASON STATISTICS

6-10 | 4TH IN AFC EAST | HEAD COACH DICK JAURON & PERRY FEWELL

Date	W/L Score	Opponent	Attendance
09/14	L 24-25	at New England	68,756
09/20	W 33-20	Tampa Bay	70,318
09/27	L 7-27	New Orleans	70,261
10/04	L 10-38	at Miami	65,523
10/11	L 3-6	Cleveland	70,526
10/18	W 16-13(OT)	at NY Jets	76,048
10/25	W 20-9	at Carolina	73,497
11/01	L 10-31	Houston	69,790
11/15	L 17-41	at Tennessee	69,143
11/22*	L 15-18	at Jacksonville	47,757
11/29	W 31-14	Miami	70,155
12/03#	L 13-19	NY Jets	51,567
12/13	W 16-10	at Kansas City	68,668
12/20	L 10-17	New England	70,000
12/27	L 3-31	at Atlanta	68,887
01/03	W 30-7	Indianapolis	69,848

*Perry Fewell's first game/# Played in Toronto

	BUF	OPP
TOTAL FIRST DOWNS	233	310
Rushing	81	134
Passing	126	157
Penalty	26	19
3rd Down: Made/Att	51/198	97/240
3rd Down Pct.	25.8	40.4
4th Down: Made/Att	7/15	14/26
4th Down Pct.	46.7	53.8

POSSESSION AVG.	27:50	32:10
-----------------	-------	-------

TOTAL NET YARDS	4382	5449
Avg. Per Game	273.9	340.6
Total Plays	911	1086
Avg. Per Play	4.8	5.0

NET YARDS RUSHING	1867	2501
Avg. Per Game	116.7	156.3
Total Rushes	424	535

NET YARDS PASSING	2515	2948
Avg. Per Game	157.2	184.3
Sacked/Yards Lost	46/274	32/189
Gross Yards	2789	3137
Att./Completions	441/256	519/295
Completion Pct.	58.0	56.8
Had Intercepted	19	28

PUNTS/AVERAGE	90/46.6	78/41.2
---------------	---------	---------

NET PUNTING AVG.	90/40.2	78/37.4
------------------	---------	---------

PENALTIES/YARDS	107/855	107/919
-----------------	---------	---------

FUMBLES/BALL LOST	24/11	21/5
-------------------	-------	------

TOUCHDOWNS	25	37
Rushing	6	19
Passing	17	14
Returns	2	4

SCORE BY PERIOD	Q1	Q2	Q3	Q4	OT	PTS
BILLS	74	67	37	77	3	258
OPPONENTS	44	115	48	119	0	326

SCORING	Td	Ru	Pa	Rt	K-PAT	FG	S	PTS		
Lindell	0	0	0	0	24	24	28	33	0	108
Evans	7	0	7	0	-	-	-	-	0	42
Owens	6	1	5	0	-	-	-	-	0	36
Jackson	4	2	2	0	-	-	-	-	0	24
Lynch	2	2	0	0	-	-	-	-	0	12
Denney	1	0	1	0	-	-	-	-	0	6
Fitzpatrick	1	1	0	0	-	-	-	-	0	6
Nelson	1	0	1	0	-	-	-	-	0	6
Reed	1	0	1	0	-	-	-	-	0	6
Schobel	1	0	0	1	-	-	-	-	0	6
Whitner	1	0	0	1	-	-	-	-	0	6
BILLS	25	6	17	2	24	24	28	33	0	258
OPP	37	19	14	4	32	32	22	28	1	326

2-P Conversion: Bills 0-1, OPP 2-5

SACKS: Schobel 10, Kelsay 5, Williams 4, Denney 2, Sp. Johnson 2, B. Scott 2, Stroud 2, Wilson 2, Draft 1, Posluszny 1, (group) 1
BILLS: 32 **OPPONENTS:** 46

RUSHING	No.	Yds	Avg	Long	TD
Jackson	237	1062	4.5	43	2
Lynch	120	450	3.8	47	2
Fitzpatrick	31	141	4.5	31	1
Edwards	14	106	7.6	20	0
Owens	6	54	9.0	29	1
McIntyre	5	34	6.8	25	0
Omon	5	22	4.4	7	0
Parrish	2	4	2.0	9	0
Brohm	3	-3	-1.0	-1	0
Jenkins	1	-3	-3.0	-3	0
BILLS	424	1867	4.4	47	6
OPP	535	2501	4.7	76	19

RECEIVING	No.	Yds	Avg	Long	TD
Owens	55	829	15.1	98	5
Jackson	46	371	8.1	21	2
Evans	44	612	13.9	50	7
Lynch	28	179	6.4	35	0
Reed	27	291	10.8	29	1
Nelson	17	156	9.2	25	1
Schouman	9	103	11.4	27	0
Fine	9	64	7.1	11	0
McIntyre	7	55	7.9	18	0
Stupar	6	40	6.7	17	0
Parrish	3	34	11.3	16	0
St. Johnson	2	10	5.0	5	0
Denney	1	25	25.0	25	1
Klopfenstein	1	11	11.0	11	0
Hardy	1	9	9.0	9	0
BILLS	256	2789	10.9	98	17
OPP	295	3137	10.6	52	14

INTERCEPTIONS	No.	Yds	Avg	Long	TD
Byrd	9	118	13.1	37	0
Wilson	4	23	5.8	27	0
Posluszny	3	20	6.7	17	0
Whitner	2	104	52.0	76	1
C. Harris	2	7	3.5	7	0
B. Scott	1	27	27.0	27	0
Schobel	1	26	26.0	26	1
Florence	1	7	7.0	7	0
McGee	1	3	3.0	3	0
Corner	1	0	0.0	0	0
Draft	1	0	0.0	0	0
Mace	1	0	0.0	0	0
Wendling	1	0	0.0	0	0
BILLS	28	335	12.0	76	2
OPP	19	194	10.2	31	3

PUNTING	No.	Yds	Avg	Net	Tb	In	Lg	B
Moorman	90	4192	46.6	40.2	10	25	73	0
BILLS	90	4192	46.6	40.2	10	25	73	0
OPP	78	3216	41.2	37.4	4	30	63	0

PUNT RETURNS	Ret	FC	Yds	Avg	Long	TD
Parrish	24	13	133	5.5	31	0
Jackson	6	5	69	11.5	27	0
Reed	3	0	0	0.0	0	0
Youboty	0	0	16	---	16	0
BILLS	33	18	218	6.6	31	0
OPP	49	12	377	7.7	52	0

KICKOFF RETURNS	No.	Yds	Avg	Long	TD
Jackson	41	1014	24.7	71	0
Parrish	11	258	23.5	31	0
McKelvin	5	121	24.2	33	0
Jenkins	3	45	15.0	19	0
Sp. Johnson	1	12	12.0	12	0
McGee	1	30	30.0	30	0
Omon	1	26	26.0	26	0
Stupar	1	11	11.0	11	0
BILLS	64	1517	23.7	71	0
OPP	59	1271	21.5	52	0

FIELD GOALS 1-19 20-29 30-39 40-49 50+
 Lindell 0/0 12/12 9/9 6/9 1/3
 BILLS 0/0 12/12 9/9 6/9 1/3
OPPONENTS 1/1 9/9 7/8 3/6 2/4
 Lindell: (40G)(31G,43G,27G,20G)|(49N,35G)
 (36G)(33G,25G,46N,47G)(29G,22G)(21G)
 (25G)(26G,28G,22G)(44N,56G)(49G,32G)
 (41G,24G,51N,36G)(25G,56N)(42G)(31G,33G,36G)
 OPP: (41N,20G,28G)|(27G,35G)(33G)(24G,18G)(23G,41G,44N)(43N,39N)(42G,22G,26G)
 (38G,60N,51G)(29G)|(38G,49G,31G,37G)(21G)
 (30G)(51G,55B)|)

USUAL STARTERS

OFFENSE

WR	83	Lee Evans
LT	77	Demetrius Bell (8)
	79	Jonathan Scott (6)
LG	67	Andy Levitre
C	63	Geoff Hangartner
RG	70	Eric Wood (10)
RT	73	Kirk Chambers (9)
TE	89	Shawn Nelson (12)
WR	81	Terrell Owens
FB/TE	86	Derek Fine (6)
	38	Corey McIntyre (4)
	82	Josh Reed (4)
RB	22	Fred Jackson (10)
	23	Marshawn Lynch (6)
QB	14	Ryan Fitzpatrick (8)
	5	Trent Edwards (7)

DEFENSE

LE	90	Chris Kelsay
LT	99	Marcus Stroud
RT	95	Kyle Williams
RE	94	Aaron Schobel
SLB	56	Keith Ellison (7)
MLB	51	Paul Posluszny
WLB	43	Bryan Scott (6)
	55	Kawika Mitchell (4)
LCB	24	Terrence McGee (10)
RCB	29	Drayton Florence (13)
FS	31	Jairus Byrd (10)
SS	37	George Wilson (12)

PASSING	Att	Cmp	Yds	Cmp%	Yds/Att	TD	TD%	Int	Int%	Long	Sack/Lost	Rating
Fitzpatrick	227	127	1422	55.9	6.26	9	4.0	10	4.4	98	21/127	69.7
Edwards	183	110	1169	60.1	6.39	6	3.3	7	3.8	46	23/139	73.8
Brohm	29	17	146	58.6	5.03	0	0.0	2	6.9	15	2/8	43.2
Jackson	1	1	27	100.0	27.00	1	100.0	0	0.0	27	0/0	158.3
Moorman	1	1	25	100.0	25.00	1	100.0	0	0.0	25	0/0	158.3
BILLS	441	256	2789	58.0	6.32	17	3.9	19	4.3	98	46/274	71.7
OPPONENTS	519	295	3137	56.8	6.04	14	2.7	28	5.4	52	32/189	61.1



2010 SEASON STATISTICS

4-12 | 4TH IN AFC EAST | HEAD COACH CHAN GAILEY

Date	W/L Score	Opponent	Attendance
09/12	L 10-15	Miami	69,295
09/19	L 7-34	at Green Bay	70,741
09/26	L 30-38	at New England	68,756
10/03	L 14-38	NY Jets	69,262
10/10	L 26-36	Jacksonville	58,304
10/24	L 34-37	(OT) at Baltimore	71,220
10/31	L 10-13	(OT) at Kansas City	66,625
11/07#	L 19-22	Chicago	50,746
11/14	W 14-12	Detroit	56,721
11/21	W 49-31	at Cincinnati	55,654
11/28	L 16-19	(OT) Pittsburgh	69,642
12/05	L 14-38	at Minnesota	64,012
12/12	W 13-6	Cleveland	50,861
12/19	W 17-14	at Miami	65,511
12/26	L 3-34	New England	68,281
01/02	L 7-38	at NY Jets	79,019

Played in Toronto

TOTAL FIRST DOWNS	BUF	OPP
	263	335
Rushing	82	138
Passing	166	179
Penalty	15	18
3rd Down: Made/Att	80/211	98/227
3rd Down Pct.	37.9	43.2
4th Down: Made/Att	11/24	7/10
4th Down Pct.	45.8	70.0

POSSESSION AVG.	27:40	32:20
-----------------	-------	-------

TOTAL NET YARDS	4878	5786
Avg. Per Game	304.9	361.6
Total Plays	954	1071
Avg. Per Play	5.1	5.4

NET YARDS RUSHING	1720	2714
Avg. Per Game	107.5	169.6
Total Rushes	401	571

NET YARDS PASSING	3158	3072
Avg. Per Game	197.4	192.0
Sacked/Yards Lost	34/213	27/181
Gross Yards	3371	3253
Att./Completions	519/296	473/294
Completion Pct.	57.0	62.2
Had Intercepted	21	11

PUNTS/AVERAGE	75/42.4	71/42.1
---------------	---------	---------

NET PUNTING AVG.	75/36.6	71/35.6
------------------	---------	---------

PENALTIES/YARDS	82/633	85/634
-----------------	--------	--------

FUMBLES/BALL LOST	33/18	20/11
-------------------	-------	-------

TOUCHDOWNS	34	48
Rushing	6	18
Passing	24	28
Returns	4	2

SCORE BY PERIOD	Q1	Q2	Q3	Q4	OT	PTS
BILLS	40	88	65	90	0	283
OPPONENTS	70	166	98	82	9	425

SCORING	TD	Ru	Pa	Rt	K-PAT	FG	S	PTS
Lindell	0	0	0	0	31/32	16/21	0	79
St. Johnson	10	0	10	0			0	60
F. Jackson	7	5	2	0			0	42
Evans	4	0	4	0			0	24
D. Nelson	3	0	3	0			0	18
Florence	2	0	2	0			0	12
Parrish	2	0	2	0			0	12
Spiller	2	0	1	1			0	12
Byrd	1	0	0	1			0	6
Jones	1	0	1	0			0	6
Martin	1	0	1	0			0	6
McIntyre	1	1	0	0			0	6
BILLS	34	6	24	4	31/32	16/21	0	283
OPP	48	18	28	2	46/46	29/39	1	425

2-Pt Conversions: **BILLS** 0-2, **OPP** 1-2

SACKS: K. Williams 5.5, Kelsay 3.5, B. Scott 3, Stroud 3, Moats 2.5, Sp. Johnson 2, Posluszny 2, Byrd 1, Carrington 1, Corner 1, D. Eddwards 1, Ellis 1, Woods 1, Whitner .5
BILLS: 27 OPPONENTS: 34

RUSHING	No.	Yds	Avg	Long	TD
F. Jackson	222	927	4.2	39	5
Spiller	74	283	3.8	20	0
Fitzpatrick	40	269	6.7	22	0
Lynch	37	164	4.4	17	0
T. Edwards	5	24	4.8	8	0
Parrish	3	23	7.7	13	0
Ganther	9	18	2.0	11	0
McIntyre	4	5	1.3	2	1
Roosevelt	1	3	3.0	3	0
Caulcrick	1	2	2.0	2	0
Jones	3	1	0.3	2	0
Moorman	2	1	0.5	1	0
Sanborn	0	0	---	---	0
BILLS	401	1720	4.3	39	6
OPP	571	2714	4.8	43t	18

RECEIVING	No.	Yds	Avg	Long	TD
St. Johnson	82	1073	13.1	45	10
Evans	37	578	15.6	54	4
Parrish	33	400	12.1	37	2
D. Nelson	31	353	11.4	37	3
F. Jackson	31	215	6.9	65t	2
Spiller	24	157	6.5	41	1
Jones	18	213	11.8	40	1
Stupar	12	111	9.3	35	0
Roosevelt	9	139	15.4	30	0
Martin	7	43	6.1	15	1
McIntyre	4	32	8.0	14	0
S. Nelson	3	25	8.3	12	0
Ganther	2	9	4.5	8	0
Chandler	1	8	8.0	8	0
Hubbard	1	8	8.0	8	0
Lynch	1	7	7.0	7	0
TEAM	296	3371	11.4	65t	24
OPP	294	3253	11.1	52t	28

INTERCEPTIONS	No.	Yds	Avg	Long	TD
Florence	3	42	14.0	40f	1
Wilson	2	65	32.5	56	0
McKelvin	2	10	5.0	10	0
Byrd	1	37	37.0	37t	1
Whitner	1	37	37.0	37	0
Davis	1	11	11.0	11	0
D. Edwards	1	8	8.0	8	0
BILLS	11	210	19.1	56	2
OPP	21	330	15.7	41	2

PUNTING	No.	Yds	Avg	Net	TB	In	Lg	B
Moorman	75	3181	42.4	36.6	7	17	61	0
BILLS	75	3181	42.4	36.6	7	17	61	0
OPP	71	2986	42.1	35.6	6	24	62	0

PUNT RETURNS	Ret	FC	Yds	Avg	Long	TD
Parrish	12	7	131	10.9	33	0
Spiller	12	8	175	14.6	34	0
McKelvin	6	3	24	4.0	25	0
Florence	1	0	6	6.0	6	0
Scott	1	0	0	0.0	0	0
BILLS	32	18	336	10.5	34	0
OPP	32	17	299	9.3	25	0

KICKOFF RETURNS	No.	Yds	Avg	Long	TD
Spiller	44	1014	23.0	95t	1
McKelvin	14	265	18.9	49	0
Jones	6	120	20.0	31	0
Caulcrick	2	28	14.0	17	0
Roosevelt	2	31	15.5	16	0
Chandler	1	11	11.0	11	0
Ellis	1	0	0.0	0	0
Wilson	0	0	---	---	0
BILLS	69	1458	21.1	95t	1
OPP	57	1238	21.7	51	0

FIELD GOALS	1-19	20-29	30-39	40-49	50+
Lindell	1/1	6/6	5/6	2/3	2/5
BILLS	1/1	6/6	5/6	2/3	2/5
OPP	3/3	6/6	6/8	14/20	0/2

Lindell: (51G, 63N)|(139G, 39G, 34G, 51N)|(129G, 22G)|(21G, 50G)|(43G, 53N)|(41N)|(33N)|(29G, 32G, 49G)|(30G, 19G)|(29G)|(26G)
 OPP: (32G, 46N, 43G)|(44G, 24G)|(43G)|(30N, 19G)|(49G, 49G, 34G, 40G, 46G)|(41G, 48G, 38G)|(28G, 39N, 35G)|(42N)|(25G, 49N, 45G)|(119G, 43N)|(45G, 46G, 48G, 41G)|(38G)|(19G, 25G)|(48N, 61N, 53N, 48N)|(34G, 26G)|(28G)

USUAL STARTERS

OFFENSE		
WR	83	Lee Evans
LT	77	Demetrius Bell
LG	67	Andy Levitre
C	63	Geoff Hangartner
RG	70	Eric Wood
RT	66	Mansfield Wrotto
TE	80	David Martin
WR	13	Stevie Johnson
FB	38	Corey McIntyre
RB	22	Fred Jackson
QB	14	Ryan Fitzpatrick

DEFENSE

LE	99	Marcus Stroud
NT	95	Kyle Williams
RE	98	Dwan Edwards
SLB	90	Chris Kelsay
MLB	50	Akin Ayodele (9)
	54	Andra Davis (4)
WLB	51	Paul Posluszny
JLB	52	Arthur Moats (4)
	53	Reggie Torbor (4)
LCB	28	Leodis McKelvin
RCB	29	Drayton Florence
FS	31	Jairus Byrd
SS	20	Donte Whitner

PASSING	Att	Cmp	Yds	Cmp%	Yds/Att	TD	TD%	Int	Int%	Long	Sack/Lost	Rating
Fitzpatrick	441	255	3000	57.8	6.80	23	5.2	15	3.4	65t	24/145	81.8
T. Edwards	52	29	241	55.8	4.63	1	1.9	2	3.8	31t	7/63	58.3
Brohm	23	10	106	43.5	4.61	0	0.0	3	13.0	33	3/5	17.9
L. Brown	3	2	24	66.7	8.00	0	0.0	1	33.3	16	0/0	51.4
BILLS	519	296	3371	57.0	6.50	24	4.6	21	4.0	65t	34/213	75.2
OPPONENTS	473	294	3253	62.2	6.88	28	5.9	11	2.3	52t	27/181	92.6



2012 SEASON STATISTICS

6-10 | 4TH IN AFC EAST | HEAD COACH CHAN GAILEY

Date	W/L Score	Opponent	Attendance
09/09	L 28-48	at New York Jets	79,088
09/16	W 35-17	Kansas City	69,402
09/23	W 24-14	at Cleveland	69,353
09/30	L 28-52	New England	70,684
10/07	L 3-45	at San Francisco	69,732
10/14	W 19-16	OT at Arizona	60,385
10/21	L 34-35	Tennessee	68,836
11/04	L 9-21	at Houston	71,698
11/11	L 31-37	at New England	68,756
11/15	W 19-14	Miami	69,118
11/25	L 13-20	at Indianapolis	64,366
12/02	W 34-18	Jacksonville	53,971
12/09	L 12-15	St. Louis	68,109
12/16#	L 17-50	Seattle	40,770
12/23	L 10-24	at Miami	54,462
12/30	W 28-9	New York Jets	54,533

Played in Toronto

TOTAL FIRST DOWNS

	BUF	OPP
Rushing	301	349
Passing	103	136
Penalty	176	182
3rd Down: Made/Att	22	31
3rd Down Pct.	77/198	92/209
4th Down: Made/Att	38.9	44.0
4th Down Pct.	5/8	6/12
	62.5	50.0

POSSESSION AVG.

	30:04	29:56
--	-------	-------

TOTAL NET YARDS

Avg. Per Game	5486	5806
Total Plays	342.9	362.9
Avg. Per Play	983	1042
	5.6	5.6

NET YARDS RUSHING

Avg. Per Game	2217	2333
Total Rushes	138.6	145.8
	442	470

NET YARDS PASSING

Avg. Per Game	3269	3473
Sacked/Yards Lost	204.3	217.1
Gross Yards	30/161	36/196
Att./Completions	3430	3669
	511/309	536/306

NET YARDS RUSHING

Completion Pct.	60.5	57.1
Had Intercepted	17	12

PUNTS/AVERAGE

	80/44.3
--	---------

NET PUNTING AVG.

	72/36.2
--	---------

PENALTIES/YARDS

	104/871	80/693
--	---------	--------

FUMBLES/BALL LOST

	23/17	26/9
--	-------	------

TOUCHDOWNS

Rushing	40	53
Passing	12	23
Returns	24	25
	4	5

SCORE BY PERIOD

	Q1	Q2	Q3	Q4	OT	PTS
BILLS	84	109	78	70	3	344
OPPONENTS	89	115	109	122	0	435

SCORING

TD	Ru	Pa	Rt	K-PAT	FG	S	PTS
Lindell	0	0	0	39/39	21/24	0	102
Spiller	8	6	2	0	0	0	48
Chandler	6	0	6	0	0	0	36
St. Johnson	6	0	6	0	0	0	36
F. Jackson	4	3	1	0	0	0	24
Jones	4	0	4	0	0	0	24
Bra. Smith	4	1	2	1	0	0	24
McKelvin	2	0	2	0	0	0	12
L. Smith	2	0	2	0	0	0	12
Choice	1	1	0	0	0	0	6
Fitzpatrick	1	1	0	0	0	0	6
Graham	1	0	1	0	0	0	6
B. Scott	1	0	0	1	0	0	6
Kelsay	0	0	0	0	1	2	12
Sheppard	0	0	0	0	1	2	12
BILLS	40	12	24	439/39	21/24	1	344
OPP	53	23	25	50/51	21/28	0	435

2-Pt Conversions: BILLS 0-1, OPP 2-2

SACKS:

M. Williams 5, Moore 5, Dareus 5.5, Ky. Williams 5, Moore 3, Barnett 2, Carrington 2, Sp. Johnson 2, Kelsay 2, Sheppard 2, Anderson 1, Merriman 1, BILLS: 36, OPP: 30

RUSHING

No.	Yds	Avg	Long	TD	
Spiller	207	1244	6.0	62	6
F. Jackson	115	437	3.8	15	3
Fitzpatrick	48	197	4.1	20	1
Choice	47	193	4.1	22	1
Bra. Smith	14	116	8.3	35	1
J. White	8	34	4.3	9	0
Graham	1	5	5.0	5	0
Thigpen	1	-1	-1.0	-1	0
Dickerson	1	-8	-8.0	-8	0
BILLS	442	2217	5.0	62	12
OPP	470	2333	5.0	83†	23

RECEIVING

No.	Yds	Avg	Long	TD	
St. Johnson	79	1046	13.2	63	6
Chandler	43	571	13.3	43	6
Spiller	43	459	10.7	66†	2
Jones	41	443	10.8	68†	4
F. Jackson	34	217	6.4	34	1
Graham	31	322	10.4	51	1
Bra. Smith	14	152	10.9	35†	2
Elliott	10	108	10.8	22	0
Dickerson	9	117	13.0	24	0
Martin	4	41	10.3	16	0
L. Smith	4	13	3.3	5	2
Choice	4	9	2.3	5	0
Nelson	2	31	15.5	21	0
McIntyre	1	9	9.0	9	0
BILLS	309	3430	11.1	68†	24
OPP	306	3669	12.0	53	25

INTERCEPTIONS

No.	Yds	Avg	Long	TD	
Byrd	5	81	16.2	45	0
B. Scott	4	66	16.5	32	1
Gilmore	1	23	23.0	23	0
McKelvin	1	9	9.0	9	0
Rogers	1	-1	-1.0	-1	0
BILLS	12	178	14.8	45	1
OPP	17	256	15.1	57†	2

PUNTING

No.	Yds	Avg	Net	TB	In	Lg	B		
Powell	65	2860	44.0	38	1	2	23	62	0
Moorman	15	682	45.5	32	7	1	2	66	0
BILLS	80	3542	44.3	37	1	3	25	66	0
OPP	72	3210	44.6	36	2	8	27	66	0

PUNT RETURNS

Ref	FC	Yds	Avg	Long	TD	
McKelvin	23	14	431	18.7	88†	2
Rogers	3	4	14	4.7	14	0
Byrd	0	3	0	---	0	0
BILLS	26	21	445	17.1	88†	2
OPP	35	14	517	14.8	75†	2

KICKOFF RETURNS

No.	Yds	Avg	Long	TD	
McKelvin	18	510	28.3	59	0
Bra. Smith	18	496	27.6	89†	1
Easley	2	75	37.5	55	0
Rogers	2	55	27.5	28	0
Carrington	1	0	0.0	0	0
L. Smith	1	0	0.0	0	0
TEAM	42	1136	27.0	89†	1
OPP	51	1144	22.4	96†	1

FIELD GOALS

1-19	20-29	30-39	40-49	50+	
Lindell	1/1	3/3	10/11	6/7	1/2
BILLS	1/1	3/3	10/11	6/7	1/2
OPP	3/3	6/6	5/7	6/10	1/2
Lindell: (11)(1)(37G)(1)(31G)(25G)(31G, 42G)(37N, 22G, 38G, 39G)(41G)(32G, 34G, 42G, 19G)(33G, 31G)(29G, 50G)(35G, 40G)(41G)(42G)(50N, 46N) OPP: (25G, 39G)(33G)(1)(49N, 42N, 30G)(19G)(49G, 49G, 61G, 38B)(1)(46B)(43G, 48G, 27G)(50N)(25G, 19G)(36G)(1)(19G, 33G, 23G)(1)(46B, 45G)(47G, 23G, 28G, 30B)					

USUAL STARTERS

OFFENSE

WR	13	Stevie Johnson
LT	77	Cordy Glenn
LG	67	Andy Levitre
C	70	Eric Wood
RG	60	Kraig Urbik
RT	79	Erik Pears
TE	84	Scott Chandler
WR	19	Donald Jones
WR	11	T.J. Graham
RB	28	C.J. Spiller
QB	14	Ryan Fitzpatrick

DEFENSE

LE	94	Mario Williams
DT	99	Marcell Dareus
DT	95	Kyle Williams
RE	54	Kyle Moore
SLB	53	Nigel Bradham
MLB	55	Kelvin Sheppard
WLB	50	Nick Barnett
LCB	23	Aaron Williams
RCB	27	Stephon Gilmore
FS	31	Jairus Byrd
SS	37	George Wilson

PASSING

Att	Cmp	Yds	Cmp%	Yds/Att	TD	TD%	Int	Int%	Long	Sack/Lost	Rating	
Fitzpatrick	505	306	3400	60.6	6.73	24	4.8	16	3.2	68†	30/161	83.3
Thigpen	5	3	30	60.0	6.00	0	0.0	0	0.0	12	0/0	77.1
Bra. Smith	1	0	0	0.0	0.00	0	0.0	1	100.0	---	0/0	0.0
TEAM	511	309	3430	60.5	6.71	24	4.7	17	3.3	68†	30/161	82.2
OPPONENTS	536	306	3669	57.1	6.85	25	4.7	12	2.2	53	36/196	84.4



2013 SEASON STATISTICS

6-10 | 4TH IN AFC EAST | HEAD COACH DOUG MARRONE

Date	W/L	Score	Opponent	Attendance
09/08	L	21-23	New England	69,519
09/15	W	24-23	Carolina	67,819
09/22	L	20-27	at New York Jets	76,957
09/29	W	23-20	Baltimore	68,296
10/03	L	24-37	at Cleveland	71,239
10/13	L	24-27	OT Cincinnati	67,739
10/20	W	23-21	at Miami	60,592
10/27	L	17-35	at New Orleans	72,405
11/03	L	13-23	Kansas City	68,159
11/10	L	10-23	at Pittsburgh	60,406
11/17	W	37-14	New York Jets	68,036
12/01# L	31-34	OT Atlanta	38,969	
12/08	L	6-27	at Tampa Bay	59,194
12/15	W	27-20	at Jacksonville	60,085
12/22	W	19-0	Miami	54,305
12/29	L	20-34	at New England	68,756

	BUF	OPP
TOTAL FIRST DOWNS	301	308
Rushing	113	98
Passing	149	170
Penalty	39	40
3rd Down: Made/Att	83/244	91/245
3rd Down Pct.	34.0	37.1
4th Down: Made/Att	4/14	4/10
4th Down Pct.	28.6	40.0

POSSESSION AVG.	28:23	31:37
------------------------	-------	-------

TOTAL NET YARDS	5410	5334
Avg. Per Game	338.1	333.4
Total Plays	1116	1089
Avg. Per Play	4.8	4.9

NET YARDS RUSHING	2307	2063
Avg. Per Game	144.2	128.9
Total Rushes	546	471

NET YARDS PASSING	3103	3271
Avg. Per Game	193.9	204.4
Sacked/Yards Lost	48/270	57/395
Gross Yards	3373	3666
Att./Completions	522/299	561/310
Completion Pct.	57.3	55.3
Had Intercepted	15	23

PUNTS/AVERAGE	96/43.0
94/45.5	

NET PUNTING AVG.	96/36.1
94/41.0	

PENALTIES/YARDS	110/952
108/931	

FUMBLES/BALL LOST	32/12	21/7
--------------------------	-------	------

TOUCHDOWNS	34	42
Rushing	15	10
Passing	16	28
Returns	3	4

SCORE BY PERIOD	Q1	Q2	Q3	Q4	OT	PTS
BILLS	73	10375	88	0	339	
OPPONENTS	64	13382	103	6	388	

SCORING	TD	Ru	Pa	Rt	K-PAT	FG	S	PTS
Carpenter	0	0	0	0	32/32	33/36	0	131
Jackson	10	9	1	0				60
Johnson	3	0	3	0				20
Woods	3	0	3	0				20
Goodwin	3	0	3	0				18
Chandler	2	0	2	0				12
Graham	2	0	2	0				12
Manuel	2	2	0	0				12
Searcy	2	0	2	0				12
Spiller	2	2	0	0				12
Summers	2	1	1	0				12
Gragg	1	1	0	0				6
Lewis	1	1	0	0				6
Robey	1	0	0	1				6
BILLS	34	15	163	32/32	33/36	0	339	
OPP	42	10	284	41/41	31/36	0	388	

SACKS: M. Williams 13, K. Williams 10.5, Hughes 10, Dareus 7.5, Lawson 4, Searcy 3.5, Robey 3, Alonso 2, Bryant 1, Byrd 1, Charles LG 1, Charles TM 1, Westerman TM 0.5
BILLS: 57
OPP: 48

RUSHING	No.	Yds	Avg	Long	TD
Spiller	202	933	4.6	77	2
Jackson	206	890	4.3	59	9
Manuel	53	186	3.5	19	2
Choice TM	35	126	3.6	20	0
Lewis	24	52	2.2	8	1
Summers	12	46	3.8	16	1
Tuel	3	17	5.7	14	0
Woods	2	16	8.0	13	0
Graham	4	14	3.5	14	0
Goodwin	3	13	4.3	17	0
Johnson	1	10	10.0	10	0
Wingo	1	4	4.0	4	0
BILLS	546	2307	4.2	77	15
OPP	471	2063	4.4	80†	10

RECEIVING	No.	Yds	Avg	Long	TD
Chandler	53	655	12.4	33†	2
Johnson	52	597	11.5	45	3
Jackson	47	387	8.2	37	1
Woods	40	587	14.7	57	3
Spiller	33	185	5.6	27	0
Graham	23	361	15.7	47	2
Goodwin	17	283	16.6	59†	3
Hogan	10	83	8.3	16	0
Summers	7	79	11.3	34	1
L. Smith	5	78	15.6	28	0
Gragg	5	53	10.6	28	1
Choice TM	4	10	2.5	5	0
Easley	2	13	6.5	9	0
Wingo	1	2	2.0	2	0
BILLS	299	3373	11.3	59†	16
OPP	310	3666	11.8	74	28

INTERCEPTIONS	No.	Yds	Avg	Long	TD
Byrd	4	85	21.3	57	0
Leonhard	4	72	18.0	41	0
A. Williams	4	43	10.8	34	0
Alonso	4	38	9.5	32	0
Gilmore	2	0	0.0	0	0
Searcy	1	32	32.0	32†	1
Robey	1	19	19.0	19†	1

INTS (cont)	No.	Yds	Avg	Long	TD
Lawson	1	0	0.0	0	0
McKelvin	1	0	0.0	0	0
Rogers TM	1	0	0.0	0	0
BILLS	23	289	12.6	57	2
OPPONENTS	15	298	19.9	100†	2

PUNTING	No.	Yds	Avg	Net	TB	In	Lg	B
Moorman	61	2511	41.2	36.64	16	620		
S. Powell	35	1613	46.1	35.25	10	660		
BILLS	96	4124	43.0	36.19	26	660		
OPP	94	4274	45.5	41.09	39	740		

PUNT RETURNS	Ref	FC	Yds	Avg	Long	TD
McKelvin	32	13	180	5.6	21	0
Leonhard	7	9	63	9.0	25	0
BILLS	39	22	243	6.2	25	0
OPPONENTS	45	22	477	10.6	79†	1

KICKOFF RETURNS	No.	Yds	Avg	Long	TD
Goodwin	16	351	21.928	0	0
Easley	4	83	20.828	0	0
Graham	1	19	19.019	0	0
Woods	1	9	9.0	9	0
Ross	1	7	7.0	7	0
BILLS	23	469	20.428	0	0
OPPONENTS	51	1144	22.496†	1	1

FIELD GOALS 1-19 20-29 30-39 40-49 50+
 Carpenter 0/0 13/13 6/6 10/11/4/6
 BILLS 0/0 13/13 6/6 10/11/4/6
 OPPONENTS 0/0 7/7 14/16 8/10 2/3
 Carpenter: (|)(42N,55G,20G,48G)
 (37G,23G,43G,26G)(27G,27G,22G)(52G)(51G)
 (39G,20G,31G)(50N,37G)(26G,30G)(20G)
 (40G,42G,43G)(29G)(40G,46G)(42G, 54N,40G)
 (45G,21G,22G,26G)(51G,37G)
 OPP: (48G,33G,35G)(27G,25G,39G)(47G,34G)
 (35G,24G)(30G,24G,44G)(46G,34N,43G)(51N)
 (48N)(49G,36G)(53G,32G)(32G,55G)|
 (43G,35G,29G,35G)

USUAL STARTERS		
OFFENSE		
WR	13	Stevie Johnson
LT	77	Cordy Glenn
LG	59	Doug Legursky
C	70	Eric Wood
RG	60	Kraig Urbik
RT	79	Erik Pears
TE	84	Scott Chandler
QB	3	EJ Manuel
RB	28	C.J. Spiller
FB	38	Frank Summers
WR	11	T.J. Graham

DEFENSE		
LDE	90	Alan Branch
DT	95	Kyle Williams
DT	99	Marcell Dareus
RDE	94	Mario Williams
SLB	91	Manny Lawson
MLB	50	Kiko Alonso
WLB	53	Arthur Moats
LCB	21	Leodis McKelvin
RCB	27	Stephon Gilmore
FS	31	Jairus Byrd
SS	23	Aaron Williams

PASSING	Att	Cmp	Yds	Cmp%	Yds/Att	TD	TD%	Int	Int%	Long	Sack/Lost	Rating
Manuel	197	128	1972	64.4	11.3	6	9	2.9	4.5	45	28/159	77.7
Lewis	157	93	1092	59.2	6.96	4	2.5	3	1.9	57	18/100	81.0
Tuel	59	26	309	44.1	5.24	1	1.7	3	5.1	59†	2/11	45.1
BILLS	522	299	3373	57.3	6.46	16	3.1	15	2.9	59†	48/270	75.0
OPPONENTS	561	310	3666	55.3	6.53	28	5.0	23	4.1	74	57/395	74.9



2014 SEASON STATISTICS

9-7 | 2ND IN AFC EAST | HEAD COACH DOUG MARRONE

Date	W/L	Score	Opponent	Attendance
09/07	W	23-20	at Chicago	62,425
09/14	W	29-10	Miami	69,594
09/21	L	10-22	San Diego	68,611
09/28	L	17-23	at Houston	71,756
10/05	W	17-14	at Detroit	62,775
10/12	L	22-37	New England	70,185
10/19	W	17-16	Minnesota	68,477
10/26	W	43-23	at New York Jets	78,160
11/09	L	13-17	Kansas City	68,119
11/13	L	9-22	at Miami	71,573
11/24*	W	38-3	New York Jets	56,044
11/30	W	26-10	Cleveland	68,576
12/07	L	17-24	at Denver	76,913
12/14	W	21-13	Green Bay	70,124
12/21	L	24-26	at Oakland	53,436
12/28	W	17-9	at New England	68,756

* - Game played in Detroit

	BUF	OPP
TOTAL FIRST DOWNS	273	302
Rushing	65	89
Passing	186	171
Penalty	22	42
3rd Down: Made/Att	84/229	73/220
3rd Down Pct.	36.7%	33.2%
4th Down: Made/Att	6/14	5/11
4th Down Pct.	42.9%	45.5%

POSSESSION AVG.	29:35	30:25
------------------------	-------	-------

TOTAL NET YARDS	5096	4995
Avg. Per Game	318.5	312.2
Total Plays	1020	1027
Avg. Per Play	5.0	4.9

NET YARDS RUSHING	1482	1703
Avg. Per Game	92.6	106.4
Total Rushes	402	414

NET YARDS PASSING	3614	3292
Avg. Per Game	225.9	205.8
Sacked/Yards Lost	39/242	54/308
Gross Yards	3856	3600
Attempts/Completions	579/363	559/337
Completion Pct.	62.7%	60.3%
Had Intercepted	13	19

PUNTS/AVERAGE	86/42.9	88/43.6
----------------------	---------	---------

NET PUNTING AVG.	38.7	37.3
-------------------------	------	------

PENALTIES/YARDS	124/1031	104/849
------------------------	----------	---------

FUMBLES/BALL LOST	22/10	20/11
--------------------------	-------	-------

TOUCHDOWNS	34	28
Rushing	7	10
Passing	23	16
Returns	4	2

SCORE BY PERIOD	Q1	Q2	Q3	Q4	OT	PTS
BILLS	65	88	80	107	3	343
OPPONENTS	49	90	75	75	0	289

SCORING	TD	Ra	Pu	Rt	K-PAT	FG	S	PTS
D.Carpenter	0	0	0	31	323/38	0	133	
S.Watkins	6	0	6	0	0/0	0/0	0	36
R.Woods	5	0	5	0	0/0	0/0	1	32
C.Hogan	4	0	4	0	0/0	0/0	0	24
F.Jackson	3	2	1	0	0/0	0/0	1	20
S.Chandler	3	0	3	0	0/0	0/0	0	18
A.Dixon	2	2	0	0	0/0	0/0	0	12
C.Spiller	2	0	1	1	0/0	0/0	0	12
J.Hughes	1	0	0	1	0/0	0/0	0	6
L.Smith	1	0	1	0	0/0	0/0	0	6
E.Manuel	1	1	0	0	0/0	0/0	0	6
F.Summers	1	1	0	0	0/0	0/0	0	6
M.Williams	1	0	1	0	0/0	0/0	0	6
K.Orton	1	1	0	0	0/0	0/0	0	6
M.Lawson	1	0	0	1	0/0	0/0	0	6
C.Gragg	1	0	1	0	0/0	0/0	0	6
M.Thigpen	1	0	0	1	0/0	0/0	0	6
BILLS	34.7	23.4	31/32	34/38	2	343		
OPP	28.10	16.2	27/27	30/37	0	289		

2-Pt Conversions: **BILLS** 2-2, **OPP** 0-1

SACKS:	M.Williams 14.5,	J.Hughes 10.0,
	M.Dareus 10.0, <td>K.Williams 5.5, </td>	K.Williams 5.5,
	S.Charles 3.0, <td>N.Bradham 2.5, </td>	N.Bradham 2.5,
	J.Wynn 2.0, <td>M.Lawson 1.5, </td>	M.Lawson 1.5,
	C.Bryant 1.5, <td>T.Powell 1.0, </td>	T.Powell 1.0,
	N.Robey 1.0, <td>B.Spikes 1.0, </td>	B.Spikes 1.0,
	D.Searcy 0.5	
BILLS:	54.0	
OPP:	39.0	

RUSHING	No.	Yds	Avg	Long	TD
F.Jackson	141	525	3.7	38	2
A.Dixon	105	432	4.1	47	2
C.Spiller	78	300	3.8	53	0
B.Brown	36	126	3.5	14	0
E.Manuel	16	52	3.3	8	1
F.Summers	6	17	2.8	4	1
K.Orton	15	14	0.9	10	1
M.Goodwin	3	8	2.7	12	0
S.Watkins	2	8	4.0	5	0
BILLS	402	1482	3.7	53	7
OPP	414	1703	4.1	47	10

RECEIVING	No.	Yds	Avg	Long	TD
F.Jackson	66	501	7.6	34	1
S.Watkins	65	982	15.1	84	6
R.Woods	65	699	10.8	37	5
S.Chandler	47	497	10.6	37	3
C.Hogan	41	426	10.4	31	4
C.Spiller	19	125	6.6	25	1
B.Brown	16	176	11.0	40	0
M.Williams	8	142	17.8	80t	1
M.Gray	8	118	14.8	41	0
A.Dixon	8	49	6.1	10	0
C.Gragg	7	48	6.9	14	1
L.Smith	7	42	6.0	18	1
F.Summers	5	9	1.8	4	0
M.Goodwin	1	42	42.0	42	0
BILLS	363	3856	10.6	84	23
OPP	337	3600	10.7	56t	16

INTERCEPTIONS	No.	Yds	Avg	Long	TD
L.McKelvin	4	10	2.5	9	0
D.Searcy	3	70	23.3	32	0
S.Gilmore	3	61	20.3	27	0
C.Graham	2	75	37.5	45	0
B.Rambo	2	44	22.0	28	0
D.Williams	1	34	34.0	34	0

A.Williams	1	26	26.0	26	0
K.Williams	1	2	2.0	2	0
N.Bradham	1	0	0.0	0	0
P.Brown	1	0	0.0	0	0
BILLS	13	122	16.9	45	0
OPP	19	372	13.2	80t	2

PUNTING	No.	Yds	Avg	Net	TB	In	Lg	B
C.Schmidt	86	3692	42.9	38.7	6	31	67	0
BILLS	86	3692	42.9	38.7	6	31	67	0
OPP	88	3834	43.6	37.3	10	25	72	2

PUNT RETURNS	Ret	FC	Yds	Avg	Long	TD
L.McKelvin	21	8	183	8.7	24	0
M.Thigpen	12	5	155	12.9	75t	1
F.Jackson	3	5	5	1.7	5	0
R.Woods	1	0	11	11.0	11	0
BILLS	37	18	354	9.6	75t	1
OPP	38	20	246	6.5	41	0

KICKOFF RETURNS	No.	Yds	Avg	Long	TD
C.Spiller	10	306	30.6	102t	1
M.Thigpen	6	165	27.5	49	0
M.Goodwin	4	84	21.0	24	0
L.McKelvin	4	64	16.0	30	0
A.Dixon	4	52	13.0	15	0
B.Brown	3	75	25.0	32	0
M.Easley	1	13	13.0	13	0
F.Summers	1	11	11.0	11	0
BILLS	33	770	23.3	102t	1
OPP	32	639	20.0	41	0

FIELD GOALS	1-19	20-29	30-39	40-49	50+
Carpenter	0/0	9/9	12/13	7/8	6/8
BILLS	0/0	9/9	12/13	7/8	6/8
OPP	1/1	3/3	11/13	9/12	6/8

USUAL STARTERS

OFFENSE

WR	10	Robert Woods
LT	77	Cordy Glenn
LG	60	Kraig Urbik
C	70	Erik Pears
RG	79	Erik Pears
RT	66	Seantrel Henderson
TE	85	Lee Smith
TE	84	Scott Chandler
QB	18	Kyle Orton
RB	22	Fred Jackson
WR	14	Sammy Watkins

DEFENSE

LDE	94	Mario Williams
DT	95	Kyle Williams
DT	99	Marcell Dareus
RDE	55	Jerry Hughes
MLB	52	Preston Brown
SLB	53	Nigel Bradham
LCB	21	Leodis McKelvin
RCB	24	Stephon Gilmore
FS	25	Da'Norris Searcy
SS	23	Aaron Williams
NB	37	Nickell Robey

PASSING	Att	Cmp	Yds	Cmp%	Yds/Att	TD	TD%	Int	Int%	Long	Sack/Lost	Rating
K.Orton	447	287	3018	64.2%	6.8	18	4.0%	10	2.2%	84	33/198	87.8
E.Manuel	131	76	838	58.0%	6.4	5	3.8%	3	2.3%	80t	6/44	80.2
F.Jackson	1	0	0	0.0%	0.0	0	0.0%	0	0.0%	0	0/0	39.6
BILLS	579	363	3856	62.7%	6.7	23	4.0%	13	2.2%	84	39/242	86.0
OPPONENTS	559	337	3600	60.3%	6.4	16	2.9%	19	3.4%	56t	54/308	74.5



2015 SEASON STATISTICS

8-8 | 3RD IN AFC EAST | HEAD COACH REX RYAN

Date	W/L Score	Opponent	Attendance
09/13	W 27-14	Indianapolis	70,319
09/20	L 32-40	New England	70,858
09/27	W 41-14	at Miami	64,869
10/04	L 10-24	New York Giants	70,677
10/11	W 14-13	at Tennessee	65,670
10/18	L 21-34	Cincinnati	69,593
10/25	L 31-34	at Jacksonville	84,021
11/08	W 33-17	Miami	70,214
11/12	W 22-17	at New York Jets	78,160
11/23	L 13-20	at New England	66,829
11/29	L 22-30	at Kansas City	72,493
12/06	W 30-21	Houston	68,544
12/13	L 20-23	at Philadelphia	69,596
12/20	L 25-35	at Washington	80,124
12/27	W 16-6	Dallas	70,172
01/03	W 22-17	New York Jets	68,670

TOTAL FIRST DOWNS

	BUF	OPP
Rushing	122	87
Passing	155	197
Penalty	20	37
3rd Down: Made/Att	86/227	85/210
3rd Down Pct.	37.9%	40.5%
4th Down: Made/Att	7/16	3/13
4th Down Pct.	43.8%	23.1%

POSSESSION AVG.

31:18 28:42

TOTAL NET YARDS

	BUF	OPP
Avg. Per Game	360.9	356.4
Total Plays	1016	1017
Avg. Per Play	5.7	5.6

NET YARDS RUSHING

	BUF	OPP
Avg. Per Game	152.0	108.1
Total Rushes	509	394

NET YARDS PASSING

	BUF	OPP
Avg. Per Game	208.9	248.3
Sacked/Yards Lost	42/257	21/125
Gross Yards	3600	4097
Attempts/Completions	465/295	602/347
Completion Pct.	63.4%	57.6%
Had Intercepted	9	17

PUNTS/AVERAGE

75/43.7 82/46.3

NET PUNTING AVG.

41.3 39.8

PENALTIES/YARDS

143/1249 113/906

FUMBLES/BALL LOST

28/10 16/8

TOUCHDOWNS

	BUF	OPP
Rushing	19	10
Passing	23	30
Returns	3	2

SCORE BY PERIOD

	Q1	Q2	Q3	Q4	OT	PTS
BILLS	87	103	77	112	0	379
OPPONENTS	59	126	104	70	0	359

SCORING

TD	R	Pa	Rt	K-PAT	FG	S	PTS
Carpenter	0	0	0	34/40	23/27	0	103
Watkins	9	0	9	0/0	0/0	0	54
K.Williams	9	7	2	0/0	0/0	0	54
McCoy	5	3	2	0/0	0/0	0	32
Taylor	4	4	0	0/0	0/0	0	26
Clay	3	0	3	0/0	0/0	0	18
Gillislee	3	0	0	0/0	0/0	0	18
Hankerson	3	0	3	0/0	0/0	0	18
Woods	3	0	3	0/0	0/0	0	18
Hogan	2	0	2	0/0	0/0	0	12
P. Brown	1	0	0	1/0	0/0	0	6
Dixon	1	1	0	0/0	0/0	0	6
Easley	1	0	1	0/0	0/0	0	6
Graham	1	0	0	1/0	0/0	0	6
Harvin	1	0	1	0/0	0/0	0	6
Manuel	1	0	0	0/0	0/0	0	6
D.Williams	1	0	0	1/0	0/0	0	6
BILLS	45	19	23	34/40	23/27	1	379
OPP	42	10	30	22/37	22/27	0	359

SACKS: Hughes 5, M. Williams 5, Dareus 2,

Bradham 1, Charles 1, Graham 1, Lawson 1, Rambo 1, Robey 1, Tarpley 1, Ky. Williams 1, D. Williams, 1
BILLS: 21.0
OPP: 42.0

RUSHING

No.	Yds	Avg	Long	TD	
McCoy	203	89.5	4.4	48†	3
Taylor	104	56.8	5.5	31	4
Ka.Williams	93	51.7	5.6	41†	7
Gillislee	47	26.7	5.7	60†	3
Manuel	17	6.4	3.8	16	1
Dixon	21	4.4	2.1	6	1
Herron	11	3.7	3.4	8	0
Harvin	5	3.1	6.2	9	0
Hogan	1	4	4.0	4	0
C. Wood	2	3	1.5	3	0
Felton	1	2	2.0	2	0
S. Watkins	1	1	1.0	1	0
Schmidt	1	0	0.0	0	0
Woods	1	0	0.0	0	0
Thigpen	1	-1	-1.0	-1	0
BILLS	509	2432	4.8	60†	19
OPP	394	1730	4.4	58	10

RECEIVING

No.	Yds	Avg	Long	TD	
S. Watkins	60	104.7	17.5	63	9
Clay	51	52.8	10.4	40†	3
Hogan	36	45.0	12.5	46	2
McCoy	32	29.2	9.1	22	2
Hankerson	26	32.7	12.6	55	3
Harvin	19	21.8	11.5	51†	1
Gragg	12	15.0	12.5	29	0
Ka.Williams	11	9.6	8.7	26†	2
Dixon	6	4.4	7.3	14	0
Gillislee	6	2.9	4.8	14	0
Salas	3	4.1	13.7	20	0
Herron	3	2.0	6.7	9	0
Goodwin	2	2.4	12.0	14	0
Easley	1	5.8	58.0	58†	1
O'Leary	1	3.7	37.0	37	0
Felton	1	1.2	12.0	12	0
Taylor	1	4	4.0	4	0
Gray	1	2	2.0	2	0
Mulligan	1	2	2.0	2	0
C.Wood	1	-6	-6.0	-6	0
BILLS	295	3600	12.2	63	23
OPP	347	4097	11.8	77†	30

INTERCEPTIONS

No.	Yds	Avg	Long	TD	
Gilmore	3	33	11.0	29	0
Graham	2	60	30.0	44†	1
Darby	2	48	24.0	27	0
P. Brown	2	46	23.0	43†	1
Tarpley	2	40	20.0	37	0
McKelvin	2	0	0.0	0	0
A. Williams	1	26	26.0	26	0
Easley	1	0	0.0	0	0
Lawson	1	0	0.0	0	0
Rambo	1	0	0.0	0	0
BILLS	17	253	14.9	44†	2
OPP	9	75	8.3	26†	1

PUNTING

No.	Yds	Avg	Net	TB	In	Lg	B
Schmidt	82	3797	46.3	41.33	22	650	5
BILLS	82	3797	46.3	41.33	22	650	5
OPP	75	3277	43.7	39.83	28	680	5

PUNT RETURNS

Ret	FC	Yds	Avg	Long	TD	
Thigpen	18	9	11.8	6.6	16	0
McKelvin	7	4	21	3.0	12	1
Moore	5	8	7.7	15.4	27	0
Powell	1	1	16	16.0	16	0
BILLS	31	22	232	7.5	27	0
OPPONENTS	40	20	353	8.8	28	0

KICKOFF RETURNS

No.	Yds	Avg	Long	TD	
Thigpen	17	32.8	19.331	0	
Harvin	5	10.8	21.625	0	
Moore	5	7.0	14.020	0	
Dixon	4	5.9	14.817	0	
Herron	4	9.2	23.028	0	
W. Powell	3	7.7	25.732	0	
Goodwin	2	3.3	16.519	0	
Felton	1	5	5.0	5	0
BILLS	41	77.2	18.832	0	
OPPONENTS	40	68.8	17.249	0	

FIELD GOALS

	1-19	20-29	30-39	40-49	50+
Carpenter	0/0	5/5	8/9	7/8	3/5
BILLS	0/0	5/5	8/9	7/8	3/5
OPPONENTS	0/0	5/5	7/7	9/10	1/5

USUAL STARTERS

OFFENSE

WR	10	Robert Woods
LT	77	Cordy Glenn
LG	64	Richie Incognito
C	70	Eric Wood
RG	76	John Miller
RT	66	Seantrel Henderson
TE	85	Charles Clay
FB	42	Jerome Felton
QB	5	Tyrod Taylor
RB	25	LeSean McCoy
WR	14	Sammy Watkins

DEFENSE

LDE	94	Mario Williams
DT	97	Corbin Bryant
DT	99	Marcell Dareus
RDE	55	Jerry Hughes
MLB	52	Preston Brown
SLB	91	Manny Lawson
WLB	53	Nigel Bradham
LCB	28	Ronald Darby
RCB	24	Stephon Gilmore
DS	20	Corey Graham
DS	30	Bacarri Rambo

PASSING

	Att	Cmp	Yds	Cmp%	Yds/Att	TD	TD%	Int	Int%	Long	Sack/Lost	Rating
Taylor	380	242	3035	63.7%	8.0	20	5.3%	6	1.6%	63	36/212	99.4
Manuel	84	52	561	61.9%	6.7	3	3.6%	3	3.6%	58†	6/45	78.5
Hogan	1	1	4	100.0%	4.0	0	0.0%	0	0.0%	4	0/0	83.3
BILLS	465	295	3600	63.4%	7.7	23	4.9%	9	1.9%	63	42/257	95.6
OPPONENTS	602	347	4097	57.6%	6.8	30	5.0%	17	2.8%	77†	21/125	83.3



2016 SEASON STATISTICS

7-9 | 3RD IN AFC EAST | HEAD COACH REX RYAN & ANTHONY LYNN

Date	W/L Score	Opponent	Attendance
9/11	L 7-13	at Baltimore	71,104
9/15	L 31-37	New York Jets	70,256
9/25	W 33-18	Arizona	68,647
10/2	W 16-0	at New England	86,829
10/9	W 30-19	at Los Angeles	83,679
10/16	W 45-16	San Francisco	70,003
10/23	L 25-28	at Miami	65,658
10/30	L 25-41	New England	70,442
11/7	L 25-31	at Seattle	69,084
11/20	W 16-12	at Cincinnati	61,356
11/27	W 28-21	Jacksonville	67,849
12/4	L 24-38	at Oakland	54,759
12/11	L 20-27	Pittsburgh	69,657
12/18	W 33-13	Cleveland	66,529
12/24	L 31-34	OT Miami	64,690
1/1	L 10-30	at New York Jets	78,160

TOTAL FIRST DOWNS

	BUF	OPP
Rushing	146	122
Passing	155	183
Penalty	27	33
3rd Down: Made/Att	86/210	82/205
3rd Down Pct.	41.0	40.0
4th Down: Made/Att	8/15	4/14
4th Down Pct.	53.3	28.6

POSSESSION AVG.

29:22 30:38

TOTAL NET YARDS

	BUF	OPP
Avg. Per Game	354.1	357.0
Total Plays	1012	1018
Avg. Per Play	5.6	5.6

NET YARDS RUSHING

	BUF	OPP
Avg. Per Game	164.4	133.1
Total Rushes	492	468

NET YARDS PASSING

	BUF	OPP
Avg. Per Game	189.8	223.9
Sacked/Yards Lost	46/214	39/253
Gross Yards	3250	3835
Attempts/Completions	474/286	511/306
Completion Pct.	60.3	59.9
Had Intercepted	7	12

PUNTS/AVERAGE

75/42.4

70/43.2

NET PUNTING AVG.

75/38.1 70/36.7

PENALTIES/YARDS

112/960 106/884

FUMBLES/BALL LOST

15/5 23/6

TOUCHDOWNS

	BUF	OPP
Rushing	49	41
Passing	29	21
Returns	17	19
Total	3	1

SCORE BY PERIOD

	Q1	Q2	Q3	Q4	OT	PTS
BILLS	78	99	110	112	0	399
OPPONENTS	72	118	100	85	3	378

SCORING

TD	R	Pa	Rt	K-PAT	FG	S	PTS
D.Carpenter	0	0	0	0	0/40	4519/25	0 97
McCoy	14	13	1	0	0/0	0/0	0 86
Gillslee	9	8	1	0	0/0	0/0	0 54
Taylor	6	6	0	0	0/0	0/0	0 38
Clay	4	0	4	0	0/0	0/0	0 24
Hunter	4	0	4	0	0/0	0/0	0 24
Goodwin	3	0	3	0	0/0	0/0	0 18
Robey-Coleman	2	0	0	2	0/0	0/0	0 12
Watkins	2	0	2	0	0/0	0/0	0 12
Bush	1	1	0	0	0/0	0/0	0 8
Salas	1	0	1	0	0/0	0/0	0 6
A. Williams	1	0	0	1	0/0	0/0	0 6
J. Williams	1	0	0	0	0/0	0/0	0 6
Woods	1	0	1	0	0/0	0/0	0 6
O'Leary	0	0	0	0	0/0	0/0	0 2
BILLS	49	29	17	3	40/45	19/25	0 399
OPP	41	21	19	1	36/38	30/32	1 378

2-Pt Conversions: BILLS 4-4, OPP 2-3

SACKS: Alexander 12.5, Hughes 6, K. Williams 5, Z. Brown 4, Dareus 3.5, A. Washington 2.5, Lawson 2, Douzable 1.5, P. Brown 1, Graham 1
BILLS: 39.0
OPP: 46.0

RUSHING

No.	Yds	Avg	Long	TD	
McCoy	234	1267	5.4	75t	13
Taylor	95	580	6.1	49	6
Gillslee	101	577	5.7	44t	8
J. Williams	27	94	3.5	20	1
Tate	3	48	16.0	30	0
Manuel	8	22	2.8	8	0
Schmidt	1	16	16.0	16	0
Felton	8	13	1.6	6	0
Harvin	1	11	11.0	11	0
Woods	1	6	6.0	6	0
Jones	1	-1	-1.0	-1	0
Bush	12	-3	-3	5	1
BILLS	492	2630	5.3	75t	29
OPP	468	2130	4.6	57	21

RECEIVING

No.	Yds	Avg	Long	TD	
Clay	57	552	9.7	40t	4
Woods	51	613	12.0	34	1
McCoy	50	356	7.1	41	1
Goodwin	29	431	14.9	84t	3
Watkins	28	430	15.4	62	2
W. Powell	14	142	10.1	35	0
Hunter	10	189	18.9	64	4
O'Leary	9	114	12.7	28	0
Gillslee	9	50	5.6	18t	1
Tate	8	117	14.6	34	0
Bush	7	90	12.9	25	0
Felton	6	57	9.5	22	0
Salas	4	89	22.3	71t	1
Harvin	2	6	3.0	5	0
Christian	1	14	14.0	14	0
J. Williams	1	0	0.0	0	0
BILLS	286	3250	11.4	84t	17
OPP	306	3835	12.5	66t	19

INTERCEPTIONS

No.	Yds	Avg	Long	TD	
Gilmore	5	135	27.0	49	0
Robey-Coleman	2	44	22.0	41t	1
White	2	0	0.0	0	0
Alexander	1	28	28.0	28	0
Z. Brown	1	0	0.0	0	0
Graham	1	0	0.0	0	0
BILLS	12	207	17.3	49	1
OPP	7	87	12.4	51	0

PUNTING

No.	Yds	Avg	Net	TB	In	Lg	B
Schmidt	75	3183	42.4	38	13	20	580
BILLS	75	3183	42.4	38	13	20	580
OPP	70	3024	43.2	36	77	19	620

PUNT RETURNS

Ret	FC	Yds	Avg	Long	TD	
Tate	26	14	301	11.6	43	0
Bush	2	2	13	6.5	13	0
W. Powell	0	1	---	---	0	0
BILLS	28	17	314	11.2	43	0
OPP	39	8	262	6.7	22	0

KICKOFF RETURNS

No.	Yds	Avg	Long	TD	
Tate	29	662	22.8	45	0
Bush	5	103	20.6	35	0
Felton	2	18	9.0	11	0
O'Leary	2	27	13.5	14	0
Gillslee	1	19	19.0	19	0
BILLS	39	829	21.3	45	0
OPP	46	999	21.7	73	0

FIELD GOALS

1-19	20-29	30-39	40-49	50+	
Carpenter	1/1	8/8	5/5	4/9	1/2
BILLS	1/1	8/8	5/5	4/9	1/2
OPP	0/0	5/5	13/13	7/9	5/5

USUAL STARTERS

OFFENSE

WR	10	Robert Woods
LT	77	Cordy Glenn
LG	64	Richie Incognito
C	70	Eric Wood
RG	76	John Miller
RT	79	Jordan Mills
TE	85	Charles Clay
QB	5	Tyrod Taylor
RB	25	LeSean McCoy
FB	42	Jerome Felton
WR	14	Sammy Watkins

DEFENSE

DE	92	Adolphus Washington
DT	95	Kyle Williams
NT	99	Marcell Dareus
OLB	55	Jerry Hughes
MIKE	52	Preston Brown
WILL	53	Zach Brown
OLB	57	Lorenzo Alexander
LCB	28	Ronald Darby
RCB	24	Stephon Gilmore
FS	20	Corey Graham
SS	23	Aaron Williams

PASSING

	Att	Cmp	Yds	Cmp%	Yds/Att	TD	TD%	Int	Int%	Long	Sack/Lost	Rating
Taylor	436	269	3023	61.7	6.93	17	3.9	6	1.4	84t	42/192	89.7
Manuel	26	11	131	42.3	5.04	0	0.0	0	0.0	35	3/20	58.3
Jones	11	16	96	54.5	8.73	0	0.0	1	9.1	64	1/2	46.0
J. Williams	1	0	0	0.0	0.0	0	0.0	0	0.0	0	0/0	39.6
BILLS	474	286	3250	60.3	6.86	17	3.6	7	1.5	84t	46/214	86.7
OPPONENTS	511	306	3835	59.9	7.50	19	3.7	12	2.3	66t	39/253	85.9



2017 SEASON STATISTICS

9-7 | 2ND IN AFC EAST | HEAD COACH SEAN MCDERMOTT

Date	W/L	Score	Opponent	Attendance
9/10	W	21-12	New York Jets	68,751
9/17	L	3-9	at Carolina	74,122
9/24	W	26-16	Denver	68,865
10/1	W	23-17	at Atlanta	71,273
10/8	L	16-20	at Cincinnati	52,367
10/22	W	30-27	Tampa Bay	68,561
10/29	W	34-14	Oakland	69,599
11/2	L	21-34	at New York Jets	77,562
11/12	L	10-47	New Orleans	67,501
11/19	L	24-54	at L.A. Chargers	25,015
11/26	W	16-10	at Kansas City	74,929
12/3	L	3-23	New England	68,499
12/10	W	13-7	OT Indianapolis	60,222
12/17	W	24-16	Miami	62,202
12/24	L	16-37	at New England	65,878
12/31	W	22-16	at Miami	65,571

AFC WILD CARD PLAYOFF

1/7	L	3-10	at Jacksonville	69,442
-----	---	------	-----------------	--------

TOTAL FIRST DOWNS	BUF	OPP
Rushing	105	121
Passing	149	199
Penalty	24	28
3rd Down: Made/Att	101/241	82/214
3rd Down Pct.	41.9	38.3
4th Down: Made/Att	2/15	11/20
4th Down Pct.	13.3	55.0

POSSESSION AVG.	28:06	31:54
-----------------	-------	-------

TOTAL NET YARDS	4842	5682
Avg. Per Game	302.6	355.1
Total Plays	1010	1066
Avg. Per Play	4.8	5.3

NET YARDS RUSHING	2017	1994
Avg. Per Game	126.1	124.6
Total Rushes	487	466

NET YARDS PASSING	2825	3688
Avg. Per Game	176.6	230.5
Sacked/Yards Lost	47/261	27/156
Gross Yards	3086	3844
Attempts/Completions	476/289	573/370
Completion Pct.	60.7	64.6
Had Intercepted	10	18

PUNTS/AVERAGE	79/44.7	62/43.1
---------------	---------	---------

NET PUNTING AVG.	79/40.5	62/38.0
------------------	---------	---------

PENALTIES/YARDS	98/872	97/873
-----------------	--------	--------

FUMBLES/BALL LOST	17/6	25/7
-------------------	------	------

TOUCHDOWNS	31	38
Rushing	12	22
Passing	16	14
Returns	3	2

SCORE BY PERIOD	Q1	Q2	Q3	Q4	OT	PTS
BILLS	40	105	58	93	6	302
OPPONENTS	56	97	94	112	0	359

SCORING	TD	R	Pa	Rt	K-PAT	FG	S	PTS
Hauschka	0	0	0	0	29/29	29/33	-	116
McCoy	8	6	2	0	0/0	0/0	0	48
Taylor	4	4	0	0	0/0	0/0	0	24
Holmes	3	0	3	0	0/0	0/0	0	18
C. Clay	2	0	2	0	0/0	0/0	0	12
Z. Jones	2	0	2	0	0/0	0/0	0	12
Z. Jones	2	0	2	0	0/0	0/0	0	12
Benjamin	1	0	1	0	0/0	0/0	0	6
Matthews	1	0	1	0	0/0	0/0	0	6
Milano	0	0	0	1	0/0	0/0	0	6
Poyer	1	0	0	1	0/0	0/0	0	6
Tate	1	0	1	0	0/0	0/0	0	6
L. Thomas	1	0	1	0	0/0	0/0	0	6
Thompson	1	0	1	0	0/0	0/0	0	6
Tolbert	1	1	0	0	0/0	0/0	0	6
White	1	0	0	1	0/0	0/0	0	6
K. Williams	1	0	0	0	0/0	0/0	0	6
BILLS	31	12	16	3	29/28	29/33	0	302
OPP	38	22	14	2	35/36	32/35	0	359

SACKS: Hughes 4, Lawson 4, Alexander 3, Davis 3, Williams 3, Poyer 2, Thornton 2, Capi 1, Darius 1, Humber 1, Washington 1, Yarbrough 1, (group) 1
BILLS: 27-0
OPP: 47-0

RUSHING	No.	Yds	Avg	Long	TD
McCoy	287	1138	4.0	48†	6
Taylor	84	427	5.1	32	4
Tolbert	66	247	3.7	25	1
Cadet	22	93	4.2	12	1
Webb	8	54	6.8	22	0
Murphy	7	41	5.9	25	0
Peterman	7	23	3.3	9	0
K. Williams	1	0	1.0	1†	1
K. Clay	1	0	0.0	0	0
DiMarco	2	-2	-1.0	0	0
Thompson	2	-5	-2.5	0	0
BILLS	487	2017	4.1	48†	12
OPP	466	1994	4.3	51	22

RECEIVING	No.	Yds	Avg	Long	TD
McCoy	59	448	7.6	39	4
C. Clay	49	558	11.4	44	1
Z. Jones	27	316	11.7	33	2
Thompson	27	430	15.9	46	3
Matthews	25	282	11.3	47	0
O'Leary	22	322	14.6	32	4
Benjamin	16	217	13.6	35	1
Tolbert	14	78	5.6	12	1
Cadet	13	93	7.2	16	0
Holmes	13	120	9.2	36	0
L. Thomas	7	67	9.6	22†	0
DiMarco	7	28	4.0	9	0
Tate	6	81	13.5	24	1
Murphy	2	7	3.5	5	1
K. Clay	1	28	28.0	28	0
T. Jones	1	11	11.0	11	0
BILLS	289	3086	10.7	47	16
OPP	306	3844	10.4	77†	14

INTERCEPTIONS	No.	Yds	Avg	Long	TD
Hyde	5	64	12.8	37	0
Poyer	5	33	6.6	19†	1
White	4	86	21.5	63	0
Wright	1	54	54.0	54	0
Elston	1	22	22.0	22	0
Milano	1	15	15.0	15	0
Gaines	1	1	1.0	1	0
BILLS	18	275	15.3	63	1
OPP	10	190	19.0	59†	1

PUNTING	No.	Yds	Avg	Net	TB	In	lg	B
Schmidt	79	3529	44.7	40.5	6	28	60	0
BILLS	79	3529	44.7	40.5	6	28	60	0
OPP	62	2670	43.1	38.0	5	22	58	0

PUNT RETURNS	Ref	FC	Yds	Avg	Long	TD
Tate	20	6	193	9.7	40	0
K. Clay	2	1	2	1.0	2	0
Hyde	2	6	18	9.0	12	0
BILLS	24	13	213	8.9	40	0
OPP	38	16	210	5.5	26	0

KICKOFF RETURNS	No.	Yds	Avg	Long	TD
Tate	28	548	19.6	29	0
T. Jones	2	50	20.6	27	0
DiMarco	1	24	24.0	24	0
Murphy	1	18	18.0	18	0
BILLS	32	640	20.0	29	0
OPP	31	681	22.0	61	0

FIELD GOALS	1-19	20-29	30-39	40-49	50+
Hauschka	0/0	6/6	9/9	7/9	7/9
BILLS	0/0	6/6	9/9	7/9	7/9
OPP	0/0	12/12	11/12	5/7	4/4

USUAL STARTERS

OFFENSE

WR	11	Zay Jones
LT	73	Dion Dawkins
LG	64	Richie Incognito
C	70	Eric Wood
RG	62	Vladimir Ducasse
RT	79	Jordan Mills
TE	85	Charles Clay
QB	5	Tyrod Taylor
RB	25	LeSean McCoy
FB	42	Pat DiMarco
WR	10	Deonte Thompson

DEFENSE

DE	55	Jerry Hughes
DT	95	Kyle Williams
DT	92	Adolphus Washington
DE	90	Shaq Lawson
MLB	52	Preston Brown
LB	57	Lorenzo Alexander
LB	50	Ramon Humber
LCB	27	Tre'Davious White
RCB	24	E.J. Gaines
FS	21	Jordan Poyer
SS	23	Micah Hyde

PASSING	Att	Cmp	Yds	Cmp%	Yds/Att	TD	TD%	Int	Int%	Long	Sack/Lost	Rating
Taylor	420	263	2799	62.6	6.66	14	3.3	4	1.0	47	46/256	89.2
Peterman	49	24	252	49.0	5.14	2	4.1	5	10.2	21	1/5	38.4
Webb	7	2	35	28.6	5.00	0	0.0	1	14.3	34	0/0	8.3
TEAM	476	289	3086	60.7	6.48	16	3.4	10	2.1	47	47/261	82.1
OPPONENTS	573	370	3844	64.6	6.71	14	2.4	18	3.1	77†	27/156	78.9



2018 SEASON STATISTICS

6-10 | 3RD IN AFC EAST | HEAD COACH SEAN MCDERMOTT

Date	W/L	Score	Opponent	Attendance
9/9	L	3-47	at Baltimore	70,591
9/16	L	20-31	L.A. Chargers	69,187
9/23	W	27-6	at Minnesota	66,800
9/30	L	0-22	at Green Bay	78,312
10/7	W	13-12	Tennessee	68,202
10/14	L	13-20	at Houston	71,638
10/21	L	5-37	at Indianapolis	56,848
10/29	L	6-25	New England	70,109
11/4	L	9-41	Chicago	68,749
11/11	W	41-10	at New York Jets	77,982
11/25	W	24-21	Jacksonville	57,799
12/2	L	17-21	at Miami	65,155
12/9	L	23-27	New York Jets	59,119
12/16	W	14-13	Detroit	59,110
12/23	L	12-24	at New England	65,878
12/30	W	42-17	Miami	65,420

TOTAL FIRST DOWNS

	BUF	OPP
Rushing	108	111
Passing	137	157
Penalty	38	25
3rd Down: Made/Att	68/215	74/203
3rd Down Pct.	31.6	36.5
4th Down: Made/Att	7/18	6/11
4th Down Pct.	38.9	54.5

POSSESSION AVG.

	30:29	29:31
--	-------	-------

TOTAL NET YARDS

	BUF	OPP
Avg. Per Game	298.6	294.1
Total Plays	1008	968
Avg. Per Play	4.7	4.9

NET YARDS RUSHING

	BUF	OPP
Avg. Per Game	124.0	114.9
Total Rushes	468	440

NET YARDS PASSING

	BUF	OPP
Avg. Per Game	279.4	286.7
Sacked/Yards Lost	41/288	36/217
Gross Yards	3082	3084
Attempts/Completions	499/271	492/313
Completion Pct.	54.3	63.6
Had Intercepted	23	16

PUNTS/AVERAGE

	82/42.8	80/44.4
--	---------	---------

NET PUNTING AVG.

	82/37.5	80/40.9
--	---------	---------

PENALTIES/YARDS

	116/992	99/976
--	---------	--------

FUMBLES/BALL LOST

	23/9	30/11
--	------	-------

TOUCHDOWNS

	BUF	OPP
Rushing	15	17
Passing	13	22
Returns	1	5

SCORE BY PERIOD

	Q1	Q2	Q3	Q4	OT	PTS
BILLS	80	52	63	74	0	269
OPPONENTS	64	168	40	102	0	374

SCORING

TD	R	Pa	Rt	K-PAT	FG	S	PTS
Hauschka	0	0	0	0	25/26	22/28	-91
Allen	8	8	0	0	0/0	0/0	0 48
Z. Jones	7	0	7	0	0/0	0/0	1 24
McCoy	3	3	0	0	0/0	0/0	0 18
Foster	3	0	3	0	0/0	0/0	0 18
McKenzie	2	2	0	0	0/0	0/0	0 12
Croom	2	0	1	1	0/0	0/0	0 12
Dawkins	1	0	1	0	0/0	0/0	0 6
Peterman	1	1	0	0	0/0	0/0	0 6
Ivory	1	1	0	0	0/0	0/0	0 6
Benjamin	1	0	1	0	0/0	0/0	0 6
BILLS	29	15	13	1	25/26	22/28	1 269
OPP	44	17	22	5	36/39	24/27	1 374

SACKS: Hughes 7, Alexander 6.5, Williams 5, Lawson 4, T.Murphy 4, Poyer 2, Edmunds 2, Bush 1.5, Neal 1, Stanford 1, Milano 1, T.Johnson 1

BILLS: 36.0

OPP: 41.0

RUSHING

No.	Yds	Avg	Long	TD	
Allen	89	631	7.1	45	8
McCoy	161	514	3.2	28	3
Ivory	115	385	3.3	21	1
M.Murphy	52	250	4.8	30	0
Ford	21	79	3.8	11	0
McKenzie	10	66	6.6	15	2
Peterman	10	50	5.0	24	1
DiMarco	1	9	9.0	9	0
McCloud	2	4	2.0	7	0
Z. Jones	1	0	0.0	0	0
Bojorquez	1	0	0.0	0	0
Anderson	1	-1	-1.0	-1	0
Pryor	1	-1	-1.0	-1	0
Barkley	3	-2	-0.7	0	0
BILLS	468	1984	4.2	45	15
OPP	440	1839	4.2	43	17

RECEIVING

No.	Yds	Avg	Long	TD	
Z. Jones	56	652	11.6	57	7
McCoy	34	238	7.0	24	0
Foster	27	541	20.0	75	3
Benjamin	23	354	15.4	40	1
Croom	22	259	11.8	26	1
Clay	21	184	8.8	21	0
McKenzie	18	179	9.9	23	0
Ivory	13	205	15.8	55	1
Holmes	12	157	13.1	24	0
L. Thomas	12	77	6.4	24	0
M. Murphy	11	26	2.4	8	0
McCloud	5	36	7.2	16	0
DiMarco	3	62	20.7	38	1
D. Thompson	3	37	12.3	14	1
Ford	3	21	7.0	8	0
Pryor	2	17	8.5	11	0
Kerley	2	7	3.5	4	0
Williams	1	9	9.0	9	0
C. Phillips	1	9	9.0	9	0
Dawkins	1	7	7.0	7	0
Lee	1	5	5.0	5	0
Hauschka	0	0	0	0	0
T. Jones	0	0	0	0	0
Allen	0	0	0	0	0
BILLS	271	3082	11.4	75	13
OPP	313	3084	9.9	43	22

INTERCEPTIONS

No.	Yds	Avg	Long	TD	
Poyer	4	11	2.8	11	0
Milano	5	41	13.7	29	0
White	2	37	18.5	37	0
Edmunds	2	19	9.5	17	0
Hyde	2	16	8.0	16	0
Alexander	2	9	4.5	8	0
T. Johnson	1	0	0.0	0	0
BILLS	16	133	8.3	37	0
OPP	23	347	15.1	84	4

PUNTING

No.	Yds	Avg	Net	Tb	In	Lg	B	
Bojorquez	45	2028	45.1	39.4	4	22	60	1
Darr	20	809	40.5	36.3	1	5	55	0
Schmidt	16	676	42.3	33.8	2	4	55	0
BILLS	82	3513	42.8	37.5	7	31	60	1
OPP	80	3555	44.4	40.9	4	31	70	0

PUNT RETURNS

Ret	FC	Yds	Avg	Long	TD	
McKenzie	14	3	87	6.2	21	0
Hyde	9	10	75	8.3	31	0
McCloud	4	2	20	5.0	13	0
M. Murphy	2	2	15	7.5	9	0
Kerley	2	0	10	5.0	6	0
BILLS	31	17	207	6.7	31	0
OPP	34	18	297	8.7	51	0

KICKOFF RETURNS

No.	Yds	Avg	Long	TD	
M. Murphy	13	324	24.9	49	0
McKenzie	12	237	19.8	33	0
Bolden	5	116	23.2	28	0
T. Jones	5	89	17.8	27	0
Thomas	1	23	23.0	23	0
McCloud	1	18	18.0	18	0
C. Thompson	1	0	0.0	0	0
BILLS	38	807	21.2	49	0
OPP	34	754	22.2	86	0

FIELD GOALS

	1-19	20-29	30-39	40-49	50+
Hauschka	0/0	3/3	8/8	7/10	4/7
BILLS	0/0	3/3	8/8	7/10	4/7
OPP	0/0	9/9	6/6	4/6	5/6

USUAL STARTERS

OFFENSE

WR	11	Zay Jones
LT	73	Dion Dawkins
LG	62	Vladimir Ducasse
C	66	Russell Bodine
RG	76	John Miller
RT	79	Jordan Mills
TE	85	Charles Clay
QB	17	Josh Allen
RB	25	LeSean McCoy
FB	42	Pat DiMarco
WR	13	Kelvin Benjamin

DEFENSE

DE	55	Jerry Hughes
DT	95	Kyle Williams
DT	98	Star Lotulelei
DE	93	Star Lotulelei
MLB	49	Tremaine Edmunds
LB	58	Matt Milano
LB	57	Lorenzo Alexander
LCB	27	Tre'Davious White
RCB	47	Levi Wallace
FS	21	Jordan Poyer
SS	23	Micah Hyde

PASSING

	Att	Cmp	Yds	Cmp%	Yds/Att	TD	TD%	Int	Int%	Long	Sack/Lost	Rating
Allen	320	169	2074	52.8	6.5	10	3.1	12	3.8	75	28/213	67.9
Anderson	70	42	465	60.0	6.6	0	0.0	4	5.7	40	5/33	56.0
Peterman	81	44	296	54.3	3.7	1	1.2	7	8.6	26	7/34	30.7
Barkley	25	15	232	60.0	9.3	2	8.0	0	0.0	47	1/8	117.4
L. Thomas	1	1	15	100.0	15.0	0	0.0	0	0.0	15	0/0	118.8
Bojorquez	1	0	0	0.0	0.0	0	0.0	0	0.0	0	0/0	39.6
Z. Jones	1	0	0	0.0	0.0	0	0.0	0	0.0	0	0/0	39.6
TEAM	476	289	3086	60.7	6.48	16	3.4	10	2.1	47	47/261	82.1



2019 SEASON STATISTICS

10-6 | 2ND IN AFC EAST | HEAD COACH SEAN MCDERMOTT

Date	W/L Score	Opponent	Attendance
9/8	W 17-16	at N.Y. Jets	78,523
9/15	W 28-14	at N.Y. Giants	74,569
9/22	W 21-17	Cincinnati	69,448
9/29	L 10-16	New England	70,317
10/6	W 14-7	at Tennessee	66,910
10/20	W 31-21	Miami	68,340
10/27	L 13-31	Philadelphia	69,435
11/3	W 24-9	Washington	67,685
11/10	L 16-19	at Cleveland	67,431
11/17	W 37-20	at Miami	64,187
11/24	W 20-3	Denver	67,338
11/28	W 26-15	at Dallas	90,445
12/8	L 17-24	Baltimore	69,134
12/15	W 17-10	at Pittsburgh	64,694
12/21	L 17-24	at New England	65,878
12/29	L 6-13	N.Y. Jets	69,016

AFC WILD CARD PLAYOFF

1/7	L 3-10	at Jacksonville	69,442
-----	--------	-----------------	--------

TOTAL FIRST DOWNS

Rushing	314	295
Passing	120	93
Penalty	162	169
3rd Down: Made/Att	32	33
3rd Down Pct.	76/212	76/212
4th Down: Made/Att	35.8	35.8
4th Down Pct.	8/18	8/21
4th Down Pct.	44.4	38.1

POSSESSION AVG.

29:59	30:01
-------	-------

TOTAL NET YARDS

5283	4772	
Avg. Per Game	330.2	298.3
Total Plays	1018	985
Avg. Per Play	5.2	4.8

NET YARDS RUSHING

2054	1649	
Avg. Per Game	128.4	103.1
Total Rushes	465	388

NET YARDS PASSING

3229	3123	
Avg. Per Game	201.8	195.2
Sacked/Yards Lost	40/247	44/298
Gross Yards	3476	3421
Attempts/Completions	513/299	553/348
Completion Pct.	58.3	62.9
Had Intercepted	12	14

PUNTS/AVERAGE

80/41.4	84/44.7
---------	---------

NET PUNTING AVG.

80/37.7	84/40.8
---------	---------

PENALTIES/YARDS

117/927	94/815
---------	--------

FUMBLES/BALL LOST

23/7	24/9
------	------

TOUCHDOWNS

35	30	
Rushing	13	12
Passing	21	15
Returns	1	3

SCORE BY PERIOD

	Q1	Q2	Q3	Q4	OT	PTS
BILLS	43	107	55	109	0	314
OPPONENTS	52	61	66	80	0	259

SCORING

TD	R	Pa	Rt	K-PAT	FG	S	PTS
Hauschka	0	0	0	30/32	22/28	0	96
Allen	9	9	0	0/0	0/0	0	56
Beasley	6	0	6	0/0	0/0	0	40
Brown	6	0	6	0/0	0/0	0	36
Singletary	4	2	2	0/0	0/0	0	24
Gore	2	2	0	0/0	0/0	0	12
Knox	2	0	2	0/0	0/0	0	12
Dawkins	1	0	1	0/0	0/0	0	6
Hyde	1	0	0	1/0	0/0	0	6
Kroft	1	0	1	0/0	0/0	0	6
McKenzie	1	0	1	0/0	0/0	0	6
Smith	1	0	1	0/0	0/0	0	6
Williams	1	0	1	0/0	0/0	0	6
Edmunds	0	0	0	0/0	0/0	1	2
BILLS	35	13	21	1	30/32	22/28	1314
OPP	30	12	15	3	21/25	16/26	1259

2-Pt Conversions: **BILLS** 3-3, **OPP** 4-5

SACKS:

J. Phillips 9.5, Lawson 6.5, T. Murphy 5, Oliver 5, Hughes 4.5, L. Alexander 2, Lotulelei 2, Edmunds 1.5, Milano 1.5, D. Johnson 1, K. Johnson 1, Ta. Johnson 1, Luiget LG 1, Luiget TM 1, Poyer 1, White 1, H. Phillips 0.5
BILLS: 44.0
OPP: 40.0

RUSHING

No.	Yds	Avg	Long	TD	
Singletary	151	775	5.1	38	2
Gore	166	599	3.6	41	2
Allen	109	510	4.7	36	9
Yeldon	17	63	3.7	12	0
McKenzie	8	49	6.1	16	0
Foster	2	29	14.5	22	0
Knox	1	9	9.0	9	0
Brown	2	7	3.5	4	0
DiMarco	3	7	2.3	4	0
Roberts	1	7	7.0	7	0
Perry	3	3	1.0	6	0
Barkley	2	-4	-2.0	0	0
BILLS	465	2054	4.4	41	13
OPP	388	1649	4.3	65†	12

RECEIVING

No.	Yds	Avg	Long	TD	
Brown	72	1060	14.7	53†	6
Beasley	67	778	11.6	51	6
Singletary	29	194	6.7	49	2
Knox	28	388	13.9	49	2
McKenzie	27	254	9.4	46	1
Yeldon	13	124	9.5	23	0
Gore	13	100	7.7	18	0
Williams	12	166	13.8	41	1
Sweeney	8	114	14.3	29	0
Jones	7	69	9.9	23	0
Kroft	6	71	11.8	20	1
DiMarco	5	31	8.2	27	0
Smith	4	31	7.8	9	1
Foster	3	64	21.3	24	0
Roberts	3	20	6.7	7	0
Dawkins	1	1	1.0	1	1
Perry	1	1	1.0	1	0
BILLS	299	3476	11.6	53†	21
OPP	348	3421	9.8	61†	15

INTERCEPTIONS

No.	Yds	Avg	Long	TD	
White	6	57	9.5	49	0
Wallace	2	2	1.0	2	0
Poyer	2	0	0.0	0	0
Edmunds	1	0	0.0	0	0
Hyde	1	0	0.0	0	0
Lotulelei	1	0	0.0	0	0
T. Murphy	1	0	0.0	0	0
BILLS	14	59	4.2	49	0
OPP	12	159	13.3	33	1

PUNTING

No.	Yds	Avg	Net	TB	Ln	Lg	B
Bojarquez	79	3313	41.9	37.7	7	34	67
BILLS	79	3313	41.9	37.7	7	34	67
OPP	84	3751	44.7	40.8	4	27	63

PUNT RETURNS

Ref	FC	Yds	Avg	Long	TD	
Roberts	28	15	223	8.0	22	0
Hyde	3	5	16	5.3	10	0
McKenzie	1	1	4	4.0	4	0
BILLS	32	21	243	7.6	22	0
OPP	18	26	157	8.7	60	0

KICKOFF RETURNS

No.	Yds	Avg	Long	TD	
Roberts	25	664	26.6	66	0
McKenzie	3	65	21.7	24	0
Hyde	2	47	23.5	45†	1
DiMarco	1	24	24.0	24	0
Perry	1	2	2.0	2	0
BILLS	32	802	25.1	66	1
OPP	30	691	23.0	101†	1

FIELD GOALS

1-19	20-29	30-39	40-49	50+	
Hauschka	0/0	5/5	7/8	9/10	1/5
[43G]([34G, 45G, 62N])([46G, 49N])([39G, 43G, 45G]([53N])([42G])([34N, 53N])([51G, 34G, 21G])([39G, 23G]([50N, 41G, 26G])([36G, 47G, 48G])([36G])([35G])([28G, 29G])					
BILLS	0/0	5/5	7/8	9/10	1/5
OPP	0/0	4/4	6/10	5/8	1/4

USUAL STARTERS

OFFENSE

WR	10	Cole Beasley
LT	73	Dion Dawkins
LG	67	Quinton Spain
C	60	Mitch Morse
RG	76	Jon Feliciano
RT	70	Cody Ford
TE	88	Dawson Knox
QB	17	Josh Allen
RB	26	Devin Singletary
WR	19	Pat DiMarco
WR	15	John Brown

DEFENSE

DE	55	Jerry Hughes
DT	97	Jordan Phillips
DT	98	Star Lotulelei
DE	93	Trent Murphy
MLB	49	Tremaine Edmunds
LB	58	Matt Milano
LB	57	Lorenzo Alexander
LCB	27	Tre'Davious White
RCB	47	Levi Wallace
FS	21	Jordan Poyer
SS	23	Micah Hyde

PASSING

Att	Cmp	Yds	Cmp%	Yds/Att	TD	TD%	Int	Int%	Long	Sack/Lost	Rating	
Allen	461	271	3089	58.8	6.70	20	4.3	9	2.0	53†	38/237	85.3
Barkley	51	27	359	52.9	7.04	0	0.0	3	5.9	41	2/10	51.0
Brown	1	1	28	100.0	28.00	1	100.0	0	0.0	28†	0/0	158.3
TEAM	513	299	3476	58.3	6.78	21	4.1	12	2.3	53†	40/247	82.8
OPPONENTS	553	348	3421	62.9	6.19	15	2.7	14	2.5	61†	4/298	78.8



HOME/AWAY RECORD

HOME RECORD

Year	W	L	T	Pct.
1960	3	4	0	.429
1961	2	5	0	.286
1962	3	3	1	.500
1963	4	2	1	.643
1964	6	1	0	.857
1965	5	2	0	.714
1966	4	2	1	.643
1967	2	5	0	.286
1968	1	6	0	.143
1969	4	3	0	.571
1970	1	6	0	.143
1971	1	6	0	.143
1972	2	4	1	.357
1973	5	2	0	.714
1974	5	2	0	.714
1975	3	4	0	.429
1976	1	6	0	.143
1977	1	6	0	.143
1978	4	4	0	.500
1979	3	5	0	.375
1980	6	2	0	.750
1981	7	1	0	.875
1982	4	1	0	.800
1983	3	5	0	.375
1984	2	6	0	.250
1985	2	6	0	.250
1986	3	5	0	.375
1987	4	4	0	.500
1988	8	0	0	1.000
1989	6	2	0	.750
1990	8	0	0	1.000
1991	7	1	0	.875
1992	6	2	0	.750
1993	6	2	0	.750
1994	4	4	0	.500
1995	6	2	0	.750
1996	7	1	0	.875
1997	4	4	0	.500
1998	6	2	0	.750
1999	6	2	0	.750
2000	5	3	0	.625
2001	1	7	0	.125
2002	5	3	0	.625
2003	4	4	0	.500
2004	5	3	0	.625
2005	4	4	0	.500
2006	4	4	0	.500
2007	4	4	0	.500
2008	3	5	0	.375
2009	3	5	0	.375
2010	2	6	0	.250
2011	5	3	0	.625
2012	4	4	0	.500
2013	4	4	0	.500
2014	5	3	0	.625
2015	5	3	0	.625
2016	4	4	0	.500
2017	6	2	0	.750
2018	4	4	0	.500
2019	4	4	0	.500
Totals	240	207	4	.537

ROAD RECORD

Year	W	L	T	Pct.
1960	2	4	1	.357
1961	4	3	0	.571
1962	4	3	0	.571
1963	3	4	0	.429
1964	6	1	0	.857
1965	5	1	1	.786
1966	5	2	0	.714
1967	2	5	0	.286
1968	0	6	1	.071
1969	0	7	0	.000
1970	2	4	1	.357
1971	0	7	0	.000
1972	2	5	0	.286
1973	4	3	0	.571
1974	4	3	0	.571
1975	5	2	0	.714
1976	1	6	0	.143
1977	2	5	0	.286
1978	1	7	0	.125
1979	4	4	0	.500
1980	5	3	0	.625
1981	3	5	0	.375
1982	0	4	0	.000
1983	5	3	0	.625
1984	0	8	0	.000
1985	0	8	0	.000
1986	1	7	0	.125
1987	3	4	0	.429
1988	4	4	0	.500
1989	3	5	0	.375
1990	5	3	0	.625
1991	6	2	0	.750
1992	5	3	0	.625
1993	6	2	0	.750
1994	3	5	0	.375
1995	4	4	0	.500
1996	3	5	0	.375
1997	2	6	0	.250
1998	4	4	0	.500
1999	5	3	0	.625
2000	3	5	0	.375
2001	2	6	0	.250
2002	3	5	0	.375
2003	2	6	0	.250
2004	4	4	0	.500
2005	1	7	0	.125
2006	3	5	0	.375
2007	3	5	0	.375
2008	4	4	0	.500
2009	3	5	0	.375
2010	2	6	0	.250
2011	1	7	0	.125
2012	2	6	0	.250
2013	2	6	0	.250
2014	4	4	0	.500
2015	3	5	0	.375
2016	3	5	0	.375
2017	3	5	0	.375
2018	2	6	0	.250
2019	6	2	0	.750
Totals	179	278	4	.393



OFFENSE YEAR-BY-YEAR

YEAR	PLAYS	1ST DOWNS	RSH. YDS	PASS YDS	NET YARDS	POINTS
1960	909	211	1,211	2,689	3,900	296
1961	940	243	1,606	2,344	3,950	294
1962	875	238	2,480	1,984	4,464	309
1963	945	272	1,838	3,080	4,918	304
1964	924	255	2,040	3,166	5,206	400
1965	882	206	1,288	2,461	3,749	313
1966	944	255	1,892	2,856	4,748	358
1967	850	203	1,271	2,317	3,588	237
1968	844	159	1,527	1,343	2,870	199
1969	868	224	1,522	2,345	3,867	230
1970	822	203	1,465	2,430	3,895	204
1971	770	185	1,337/24th	1,989/18th	3,326/25th	184
1972	877	221	2,132/6th	1,601/24th	3,733/18th	257
1973	849	219	3,088/1st**	997/26th	4,085/10th	259
1974	829	220	2,094/9th	1,492/25th	3,586/23rd	264
1975	964	318	2,974/1st	2,493/8th	5,467/1st	420
1976	964	250	2,566/3rd	1,838/18th	4,404/12th	245
1977	944	246	1,861/18th	2,530/1st	4,391/8th	160
1978	974	274	2,381/10th	2,249/20th	4,630/20th	302
1979	982	252	1,621/28th	3,216/9th	4,837/21st	268
1980	1,084	317	2,222/8th	2,750/23rd	4,972/18th	320
1981	1,043	315	2,125/13th	3,515/9th	5,640/8th	311
1982	604	180	1,371/1st	1,556/20th	2,927/11th	150
1983	1,023	309	1,736/24th	3,087/18th	4,823/25th	283
1984	1,046	263	1,643/26th	2,698/25th	4,341/27th	250
1985	971	256	1,611/24th	2,984/21st	4,595/25th	200
1986	963	291	1,654/21st	3,363/15th	5,017/19th	287
1987	1,018	294	1,840/17th	2,901/18th	4,741/16th	270
1988	1,012	313	2,133/7th	3,182/15th	5,315/12th	329
1989	1,045	334	2,264/3rd	3,589/8th	5,853/5th	409
1990	931	302	2,080/7th	3,196/10th	5,276/6th	428
1991	1,056**	359	2,381/1st	3,871/4th	6,252/1st**	458
1992	1,087	350	2,436/1st	3,457/6th	5,893/2nd	381
1993	1,078	316	1,943/8th	3,317/11th	5,260/6th	329
1994	1,066	319	1,831/8th	3,413/10th	5,244/10th	340
1995	1,059	302	1,993/6th	3,124/21st	5,117/20th	350
1996	1,094**	294	1,901/7th	3,218/10th	5,119/10th	319
1997	1,014	268	1,782/14th	2,875/25th	4,657/25th	255
1998	1,033	319	2,161/3rd	3,380/12th	5,541/6th	400
1999	1,059	313	2,040/8th	3,293/20th (T)	5,333/11th	320
2000	1,080	309	1,922/9th	3,576/13th	5,498/11th	315
2001	1,009	287	1,686/22nd	3,451/12th	5,137/13th	265
2002	1,054	355	1,596/24th	3,995/5th**	5,591/11th	379
2003	980	268	1,664/21st	2,684/28th	4,348/30th	243
2004	982	271	1,874/13th	2,817/27th	4,691/25th	395
2005	930	259	1,607/20th	2,515/29th	4,122/28th	271
2006	898	234	1,552/27th	2,719/28th	4,271/30th	300
2007	919	248	1,800/15th	2,634/23rd	4,434/30th	252
2008	956	287	1,842/14th	3,040/22nd	4,882/25th	336
2009	911	233	1,867/16th	2,515/30th	4,382/30th	258
2010	954	263	1,720/18th	3,158/24th	4,878/25th	283
2011	992	313	1,921/13th	3,703/15th	5,624/14th	372
2012	983	301	2,217/6th	3,269/25th	5,486/19th	344
2013	1,116	301	2,307/2nd	3,103/28th	5,410/19th	339
2014	1,020	273	1,482/25th	3,614/18th	5,096/26th	343
2015	1,016	297	2,432/1st	3,600/27th	6,032/11th	379
2016	1,012	328	2,630/1st	3,250/30th	5,880/16th	328
2017	1,010	278	2,017/6th	2,825/31st	4,842/29th	302
2018	1,008	283	1,984/9th	3,082/31st	4,778/30th	269
2019	1,018	314	2,054/8th	3,476/26th	5,228/24th	314

**Team Record (non-strike years)



DEFENSE YEAR-BY-YEAR

YEAR	TOTAL	FIRST	RUSH	PASS	NET	TOTAL
1960	903	225	1,393	2,461	3,854	303
1961	815	200	1,377	2,887	4,264	342
1962	845	229	1,687	2,742	4,429	272
1963	813	**224	1,217	2,856	4,073	291
1964	867	206	913**	2,965	3,878	242
1965	890	226	1,114	3,170	4,284	226
1966	842	192	1,051	3,058	4,109	255
1967	857	201	1,622	1,825	3,447	285
1968	876	210	2,021	2,204	4,225	367
1969	853	236	1,858	2,476	4,334	359
1970	853	213	1,718	2,088	3,806	337
1971	895	250	2,496	2,108	4,604	394
1972	862	249	2,241	1,951	4,192	377
1973	855	231	1,797	2,118	3,915	230
1974	832	219	1,878	1,611	3,489	244
1975	941	300	1,993	3,080	5,073	355
1976	898	261	2,465	2,265	4,730	363
1977	922	260	2,405	2,048	4,453	313
1978	1,016	305	3,228	1,960	5,188	354
1979	1,022	273	2,481	2,530	5,011	279
1980	952	251	1,819	2,282	4,101	260
1981	1,037	298	2,075	2,870	4,945	276
1982	536	151	1,034	1,300	2,334	154
1983	1,078	332	2,503	3,306	5,809	351
1984	1,052	345	2,106	3,476	5,582	454
1985	1,071	320	2,462	3,078	5,540	381
1986	1,071	334	1,721	3,802	5,523	348
1987	1,022	297	2,052	2,854	4,906	305
1988	971	299	1,854	2,724	4,578	237
1989	1,030	299	1,840	3,206	5,046	317
1990	981	288	1,808	2,799	4,607	263
1991	1,086	335	2,044	3,414	5,458	318
1992	991	278	1,395	3,209	4,604	283
1993	1,119	331	1,921	3,633	5,554	242
1994	1,007	294	1,515	3,660	5,175	356
1995	1,084	287	1,626	3,502	5,128	335
1996	1,105	284	1,669	3,068	4,737	266
1997	1,041	265	1,792	3,061	4,853	367
1998	950	283	1,493	3,198	4,691	333
1999	950	244	1,370	2,675	4,045	229
2000	966	252	1,559	2,867	4,426	350
2001	969	302	2,133	3,159	5,292	420
2002	999	303	2,122	3,067	5,189	397
2003	1,010	270	1,606	2,707	4,313	279
2004	978	258	1,604	2,624	4,228	284
2005	1,030	343	2,205	3,291	5,496	367
2006	1,029	298	2,254	3,019	5,273	311
2007	1,047	322	1,993	3,814	5,807	354
2008	971	293	1,946	3,271	5,217	342
2009	1,086	310	2,501	2,948	5,449	326
2010	1,071	335	2,714	3,072	5,786	425
2011	1,003	340	2,224	3,714	5,938	434
2012	1,042	349	2,333	3,473	5,806	435
2013	1,089	308	2,063	3,271	5,334	308
2014	1,027	302	1,703	3,292	4,995	302
2015	1,017	321	1,730	3,972	5,702	359
2016	1,018	338	2,130	3,835	5,965	378
2017	1,015	348	1,994	3,688	5,682	359
2018	968	293	1,860	2,867	4,706	374
2019	985	295	1,649	3,421	4,772	259



YEAR-BY-YEAR RUSHING LEADERS

YEAR	PLAYER	NO.	YARDS	AVERAGE	LONG	TDS
1960	Wray Carlton	137	533	3.9	54t	7
1961	Art Baker	152	498	3.3	35	3
1962	Cookie Gilchrist	214	1,096	5.1	44	13
1963	Cookie Gilchrist	232	979	4.2	32	12
1964	Cookie Gilchrist	230	981	4.3	67	6
1965	Wray Carlton	156	592	3.8	80t	6
1966	Bobby Burnett	187	766	4.1	32	4
1967	Keith Lincoln	159	601	3.8	28	4
1968	Max Anderson	147	525	3.6	45	2
1969	O.J. Simpson	181	697	3.9	32t	2
1970	O.J. Simpson	120	488	4.1	56t	5
1971	O.J. Simpson	183	742	4.1	46t	5
1972	O.J. Simpson	292	1,251	4.3	94t	6
1973	O.J. Simpson	332	2,003	6.0	80t	12
1974	O.J. Simpson	270	1,125	4.2	41	3
1975	O.J. Simpson	329	1,817	5.5	88t	16
1976	O.J. Simpson	290	1,503	5.2	75t	8
1977	O.J. Simpson	126	557	4.4	39	0
1978	Terry Miller	238	1,060	4.5	60t	7
1979	Curfis Brown	172	574	3.3	25	1
1980	Joe Cribbs	306	1,185	3.9	48	11
1981	Joe Cribbs	257	1,097	4.3	35	3
1982	Joe Cribbs	134	633	4.7	62t	3
1983	Joe Cribbs	263	1,131	4.3	45	3
1984	Greg Bell	262	1,100	4.2	85t	7
1985	Greg Bell	223	883	4.0	77t	8
1986	Robb Riddick	150	632	4.2	41t	4
1987	Ronnie Harmon	116	485	4.2	21	2
1988	Thurman Thomas	207	881	4.3	37t	2
1989	Thurman Thomas	298	1,244	4.2	38	6
1990	Thurman Thomas	271	1,297	4.8	80t	11
1991	Thurman Thomas	288	1,407	4.9	33	7
1992	Thurman Thomas	312	1,487	4.8	44	9
1993	Thurman Thomas	355	1,315	3.7	27	6
1994	Thurman Thomas	287	1,093	3.8	29	7
1995	Thurman Thomas	267	1,005	3.8	49	6
1996	Thurman Thomas	281	1,033	3.7	36	8
1997	Antowain Smith	194	840	4.3	56t	8
1998	Antowain Smith	300	1,124	3.7	30	8
1999	Jonathan Linton	205	695	3.4	18	5
2000	Shawn Bryson	161	591	3.7	24	0
2001	Travis Henry	213	729	3.4	25	4
2002	Travis Henry	325	1,438	4.4	34	13
2003	Travis Henry	331	1,356	4.1	64	10
2004	Willis McGahee	284	1,128	4.0	41	13
2005	Willis McGahee	325	1,247	3.8	27	5
2006	Willis McGahee	259	990	3.8	57t	6
2007	Marshawn Lynch	280	1,115	4.0	56t	7
2008	Marshawn Lynch	250	1,036	4.1	50	8
2009	Fred Jackson	237	1,062	4.5	43	2
2010	Fred Jackson	222	927	4.2	39	5
2011	Fred Jackson	170	934	5.5	80t	6
2012	C.J. Spiller	207	1,244	6.0	62t	6
2013	Fred Jackson	206	890	4.3	59	9
2014	Fred Jackson	141	525	3.7	38	2
2015	LeSean McCoy	203	895	4.4	48	3
2016	LeSean McCoy	234	1,267	5.4	75t	13
2017	LeSean McCoy	287	1,138	4.0	48t	6
2018	Josh Allen	89	631	7.1	45	8
2019	Devin Singletary	151	775	5.1	38	2



YEAR-BY-YEAR RECEIVING LEADERS

YEAR	PLAYER	NO.	YARDS	AVERAGE	LONG	TDS
1960	Tom Rychlec	45	590	13.1	36	0
1961	Glenn Bass	50	765	15.3	76t	3
1962	Ernie Warlick	35	482	13.8	25	2
1963	Bill Miller	69	860	12.5	36	3
1964	Glenn Bass	43	897	20.9	94t	7
1965	Bo Roberson	31	483	15.6	74t	3
1966	Elbert Dubenion	50	747	14.9	46	2
1967	Keith Lincoln	41	558	13.6	60t	5
1968	Haven Moses	42	633	15.1	55t	2
1969	Haven Moses	39	752	19.3	55t	5
1970	Marlin Briscoe	57	1,036	18.2	48	8
1971	Marlin Briscoe	44	603	13.7	75t	5
1972	J.D. Hill	52	754	14.5	58t	5
1973	Bob Chandler	30	427	14.2	37t	3
1974	Ahmad Rashad	36	433	12.0	29	4
1975	Bob Chandler	55	746	13.6	35	6
1976	Bob Chandler	61	824	13.5	58t	10
1977	Bob Chandler	60	745	12.4	31	4
1978	Bob Chandler	44	581	13.2	44	5
1979	Frank Lewis	54	1,082	20.0	55	2
1980	Jerry Butler	57	832	14.6	69	6
1981	Frank Lewis	70	1,244	17.8	33	4
1982	Frank Lewis	28	443	15.8	39	2
1983	Joe Cribbs	57	524	9.2	33t	7
1984	Byron Franklin	69	862	12.5	64t	4
1985	Greg Bell	58	576	9.9	49	1
1986	Andre Reed	53	739	13.9	55t	7
1987	Andre Reed	57	752	13.2	40	5
1988	Andre Reed	71	968	13.6	65t	6
1989	Andre Reed	88	1,312	14.9	78t	9
1990	Andre Reed	71	945	13.3	56t	8
1991	Andre Reed	81	1,113	13.7	55	10
1992	Andre Reed	65	913	14.0	51	3
1993	Pete Metzelaars	68	609	9.0	51	4
1994	Andre Reed	90	1,303	14.5	83t	8
1995	Bill Brooks	53	763	14.4	51t	11
1996	Andre Reed	66	1,036	15.7	67t	6
1997	Andre Reed	60	880	14.7	77t	5
1998	Eric Moulds	67	1,368	20.4	84t	9
1999	Eric Moulds	65	994	15.3	54t	7
2000	Eric Moulds	94	1,326	14.1	52	5
2001	Larry Centers	80	620	7.8	26	2
2002	Eric Moulds	100	1,292	12.9	70t	10
2003	Eric Moulds	64	780	12.2	49	1
2004	Eric Moulds	88	1,043	11.9	49	5
2005	Eric Moulds	81	816	10.1	55t	4
2006	Lee Evans	82	1,292	15.8	83t	8
2007	Lee Evans	55	849	15.4	85t	5
2008	Lee Evans	63	1,017	16.1	87t	3
2009	Terrell Owens	55	829	15.1	98t	5
2010	Stevie Johnson	82	1,073	13.1	45	10
2011	Stevie Johnson	76	1,004	13.2	55	7
2012	Stevie Johnson	79	1,046	13.2	63	6
2013	Scott Chandler	53	655	12.4	33	2
2014	Fred Jackson	66	501	7.6	34	1
2015	Sammy Watkins	60	1,047	17.5	63	9
2016	Charles Clay	57	552	9.7	40t	4
2017	LeSean McCoy	59	448	7.6	39	2
2018	Zay Jones	56	652	11.6	57	7
2019	John Brown	72	1,060	14.7	53	6



YEAR-BY-YEAR PASSING LEADERS

YEAR	PLAYER	ATT.	COMP.	YARDS	INT.	LONG	TDS	PCT.
1960	John Green	228	89	1,267	10	70†	10	.390
1961	M.C. Reynolds	181	83	1,004	13	52	2	.459
1962	Warren Rabb	177	67	1,196	14	76†	10	.378
1963	Jack Kemp	384	194	2,914	20	89†	13	.505
1964	Jack Kemp	269	119	2,285	26	94†	13	.442
1965	Jack Kemp	391	179	2,368	18	78†	10	.458
1966	Jack Kemp	389	166	2,451	16	55	11	.427
1967	Jack Kemp	369	161	2,503	26	63†	14	.436
1968	Dan Darragh	215	92	917	14	41	3	.428
1969	Jack Kemp	344	170	1,981	22	55†	13	.494
1970	Dennis Shaw	321	178	2,507	20	48	10	.555
1971	Dennis Shaw	291	149	1,813	26	75†	11	.512
1972	Dennis Shaw	258	136	1,666	17	58†	14	.527
1973	Joe Ferguson	164	73	939	10	42	4	.445
1974	Joe Ferguson	232	119	1,588	12	55†	12	.513
1975	Joe Ferguson	321	169	2,426	17	77†	25	.526
1976	Joe Ferguson	151	74	1,086	1	58†	9	.490
1977	Joe Ferguson	457	221	2,803	24	42	12	.484
1978	Joe Ferguson	330	175	2,136	15	92†	16	.530
1979	Joe Ferguson	458	238	3,572	15	84†	14	.520
1980	Joe Ferguson	439	251	2,805	18	69	20	.572
1981	Joe Ferguson	498	252	3,652	20	67†	24	.506
1982	Joe Ferguson	264	144	1,597	16	47	7	.546
1983	Joe Ferguson	508	281	2,995	25	43†	26	.553
1984	Joe Ferguson	344	191	1,991	17	68†	12	.555
1985	Vince Ferragamo	287	149	1,677	17	48	5	.519
1986	Jim Kelly	480	285	3,593	17	84†	22	.594
1987	Jim Kelly	419	250	2,798	11	47	19	.597
1988	Jim Kelly	452	269	3,380	17	66†	15	.595
1989	Jim Kelly	391	228	3,130	18	78†	25	.583
1990	Jim Kelly	346	219	2,829	9	71	24	.633
1991	Jim Kelly	474	304	3,844	17	77†	33	.641
1992	Jim Kelly	462	269	3,457	19	65†	23	.582
1993	Jim Kelly	470	288	3,382	18	65†	18	.613
1994	Jim Kelly	448	285	3,114	17	83†	22	.636
1995	Jim Kelly	458	255	3,130	13	77†	22	.557
1996	Jim Kelly	379	222	2,810	19	67†	14	.586
1997	Todd Collins	391	215	2,367	13	77†	12	.550
1998	Doug Flutie	354	202	2,711	11	84†	20	.571
1999	Doug Flutie	478	264	3,171	16	54†	19	.552
2000	Rob Johnson	306	175	2,125	7	74†	12	.572
2001	Alex Van Pelt	307	178	2,056	11	80†	12	.580
2002	Drew Bledsoe	610	375	4,359	15	73†	24	.615
2003	Drew Bledsoe	471	274	2,860	12	54	11	.582
2004	Drew Bledsoe	448	256	2,932	16	69	20	.571
2005	Kelly Holcomb	230	155	1,509	8	65	10	.673
2006	JP Losman	429	268	3,051	14	83†	19	.625
2007	Trent Edwards	269	151	1,630	8	70†	7	.561
2008	Trent Edwards	374	245	2,699	10	65	11	.655
2009	Ryan Fitzpatrick	227	127	1,422	10	98†	9	.559
2010	Ryan Fitzpatrick	441	255	3,000	15	65†	23	.520
2011	Ryan Fitzpatrick	569	353	3,832	23	60	24	.620
2012	Ryan Fitzpatrick	505	306	3,400	16	68	24	.606
2013	EJ Manuel	306	180	1,972	9	45	11	.588
2014	Kyle Orton	447	287	3,018	10	84	18	.642
2015	Tyrod Taylor	380	242	3,035	6	63	20	.636
2016	Tyrod Taylor	436	269	3,023	6	84†	17	.617
2017	Tyrod Taylor	420	263	2,799	4	47	14	.626
2018	Josh Allen	320	169	2,074	12	75	10	.528
2019	Josh Allen	461	271	3,089	9	53	20	.588



YEAR-BY-YEAR SCORING LEADERS

YEAR	PLAYER	TDS	PATS	FGS	POINTS
1960	Wray Carlton, RB	11	0/0	0/0	66
1961	Elbert Dubenion, WR	8	0/0	0/0	48
1962	Cookie Gilchrist, RB	15	14/17	8/20	128
1963	Cookie Gilchrist, RB	14	0/0	0/0	84
1964	Pete Gogolak, K	0	45/46	19/29	102
1965	Pete Gogolak, K	0	31/31	28/46	115
1966	Booth Lusteg, K	0	41/42	19/38	98
1967	Mike Mercer, K	0	25/25	16/27	73
1968	Bruce Alford, K	0	15/15	14/24	57
1969	Bruce Alford, K	0	23/24	17/26	74
1970	Grant Guthrie, K	0	24/25	10/19	54
1971	John Leypoldt, K	0	12/12	9/15	39
1972	John Leypoldt, K	0	29/30	16/24	77
1973	John Leypoldt, K	0	27/27	21/30	90
1974	John Leypoldt, K	0	25/29	19/33	82
1975	O.J. Simpson, RB	23	0/0	0/0	138
1976	Bob Chandler, WR	10	0/1	0/0	60
1977	Carson Long, K	0	13/14	7/11	34
1978	Tom Dempsey, K	0	36/39	10/13	66
1979	Nick Mike-Mayer, K	0	17/18	20/29	77
1980	Nick Mike-Mayer, K	0	37/39	13/23	76
1981	Nick Mike-Mayer, K	0	37/37	14/24	79
1982	Efren Herrera, K	0	11/12	8/14	35
1983	Joe Danelo, K	0	33/35	10/20	63
1984	Greg Bell, RB	8	0/0	0/0	48
1985	Scott Norwood, K	0	23/23	13/17	62
1986	Scott Norwood, K	0	32/34	17/27	83
1987	Scott Norwood, K	0	31/31	10/15	61
1988	Scott Norwood, K	0	33/33	32/37	129
1989	Scott Norwood, K	0	46/47	23/30	115
1990	Scott Norwood, K	0	50/52	20/29	110
1991	Scott Norwood, K	0	56/58	18/29	110
1992	Steve Christie, K	0	43/44	24/30	115
1993	Steve Christie, K	0	36/37	23/32	105
1994	Steve Christie, K	0	38/38	24/28	110
1995	Steve Christie, K	0	33/35	31/40	126
1996	Steve Christie, K	0	33/33	24/29	105
1997	Steve Christie, K	0	21/21	24/30	93
1998	Steve Christie, K	0	41/41	33/41	140
1999	Steve Christie, K	0	33/33	25/34	108
2000	Steve Christie, K	0	31/31	26/35	109
2001	Jake Arians, K	0	16/17	12/21	52
2002	Mike Hollis, K	0	40/40	25/33	115
2003	Rian Lindell, K	0	24/24	17/24	75
2004	Rian Lindell, K	0	45/45	24/28	117
2005	Rian Lindell, K	0	26/26	29/35	113
2006	Rian Lindell, K	0	33/33	23/25	102
2007	Rian Lindell, K	0	24/24	24/27	96
2008	Rian Lindell, K	0	34/34	30/38	124
2009	Rian Lindell, K	0	24/24	28/33	108
2010	Rian Lindell, K	0	31/32	16/21	79
2011	Rian Lindell, K	0	25/25	13/15	64
2012	Rian Lindell, K	0	39/39	21/24	102
2013	Dan Carpenter, K	0	32/32	33/36	131
2014	Dan Carpenter, K	0	31/32	34/38	133
2015	Dan Carpenter, K	0	34/40	23/27	103
2016	Dan Carpenter, K	0	40/45	19/25	97
2017	Stephen Hauschka, K	0	29/29	29/33	116
2018	Stephen Hauschka, K	0	25/26	22/28	91
2019	Stephen Hauschka, K	0	30/32	22/28	96



YEAR-BY-YEAR PUNTING LEADERS

YEAR	PLAYER	NO.	YARDS	AVG	LONG	BLK
1960	Billy Atkins	89	3,468	39.0	58	0
1961	Billy Atkins	84	3,783	45.0	70	1
1962	Wayne Crow	76	2,946	38.8	59	1
1963	Daryle Lamonica	52	2,086	40.1	57	1
1964	Paul Maguire	65	2,777	42.7	64	0
1965	Paul Maguire	80	3,437	43.0	68	0
1966	Paul Maguire	69	2,841	41.2	61	0
1967	Paul Maguire	77	3,320	43.1	64	0
1968	Paul Maguire	100	4,175	41.8	61	1
1969	Paul Maguire	78	3,471	44.5	78	1
1970	Paul Maguire	83	3,228	38.9	58	1
1971	Spike Jones	72	2,966	41.2	62	1
1972	Spike Jones	80	3,104	38.8	67	1
1973	Spike Jones	66	2,660	40.3	62	0
1974	Marv Bateman	34	1,494	43.9	66	0
1975	Marv Bateman	61	2,536	41.6	74	2
1976	Marv Bateman	86	3,678	42.8	78	1
1977	Marv Bateman	81	3,229	39.9	75	2
1978	Rusty Jackson	87	3,373	38.8	70	2
1979	Rusty Jackson	96	3,671	38.2	60	0
1980	Greg Cater	73	2,828	38.7	61	1
1981	Greg Cater	80	3,175	39.7	71	0
1982	Greg Cater	35	1,328	37.9	61	0
1983	Greg Cater	89	3,533	39.7	60	0
1984	John Kidd	88	3,696	42.0	63	2
1985	John Kidd	92	3,818	41.5	67	0
1986	John Kidd	75	3,031	40.4	57	0
1987	John Kidd	64	2,495	39.0	67	0
1988	John Kidd	62	2,451	39.5	60	0
1989	John Kidd	65	2,564	39.4	60	2
1990	Rick Tuten	53	2,107	39.8	55	0
1991	Chris Mohr	54	2,085	38.6	58	0
1992	Chris Mohr	60	2,531	42.2	61	0
1993	Chris Mohr	74	2,991	40.4	58	0
1994	Chris Mohr	67	2,799	41.8	71	0
1995	Chris Mohr	86	3,473	40.4	60	0
1996	Chris Mohr	101	4,194	41.5	80	0
1997	Chris Mohr	90	3,764	41.8	59	1
1998	Chris Mohr	69	2,882	41.8	57	0
1999	Chris Mohr	73	2,840	38.9	60	0
2000	Chris Mohr	95	3,661	38.5	57	1
2001	Brian Moorman	80	3,262	40.8	66	0
2002	Brian Moorman	66	2,844	43.1	84	1
2003	Brian Moorman	85	3,788	44.6	71	0
2004	Brian Moorman	77	3,325	43.2	80	0
2005	Brian Moorman	71	3,242	45.7	68	0
2006	Brian Moorman	92	4,012	43.6	66	0
2007	Brian Moorman	81	3,302	40.8	75	0
2008	Brian Moorman	58	2,557	44.1	63	0
2009	Brian Moorman	90	4,192	46.6	73	0
2010	Brian Moorman	75	3,181	42.4	61	0
2011	Brian Moorman	72	3,472	48.2	66	1
2012	Shawn Powell	65	2,860	44	62	0
2013	Brian Moorman	61	2,511	41.2	62	0
2014	Colton Schmidt	86	3,692	42.9	67	0
2015	Colton Schmidt	86	3,802	46.4	65	0
2016	Colton Schmidt	75	3,183	42.4	58	0
2017	Colton Schmidt	79	3,529	44.7	60	0
2018	Corey Bojorquez	45	2,208	45.1	60	1
2019	Corey Bojorquez	79	3,313	41.9	67	1



YEAR-BY-YEAR PUNT RETURN LEADERS

YEAR	PLAYER	NO.	FC	YARDS	AVG.	LONG	TDS
1960	Joe Kulbacki	12	13	100	8.3	33	0
1961	Glenn Bass	8	17	75	9.4	32	0
1962	Willie West	15	3	124	8.3	45	0
1963	Ray Abruzzese	17	8	152	8.9	32	0
1964	Hagood Clarke	33	3	317	9.6	53t	1
1965	George Byrd	22	4	220	10.0	30	0
1966	Ed Rutkowski	18	4	209	11.6	73t	1
1967	George Byrd	30	5	142	4.7	19	0
1968	Hagood Clarke	29	2	241	8.3	82t	1
1969	Max Anderson	19	4	142	7.5	30	0
1970	Tommy Pharr	23	4	184	8.0	54	0
1971	Ike Hill	14	2	133	9.5	68t	1
1972	Alvin Wyatt	11	5	85	7.7	27	0
1973	Donnie Walker	25	4	210	8.4	23	0
1974	Donnie Walker	43	2	384	8.9	52	0
1975	Gary Hayman	25	8	216	8.6	30	0
1976	Keith Moody	16	8	166	10.4	67t	1
1977	Keith Moody	15	6	196	13.1	91t	1
1978	Keith Moody	19	5	240	12.6	82t	1
1979	Keith Moody	38	10	318	8.4	32	0
1980	Joe Cirbbs	29	7	154	5.3	16	0
1981	Roland Hooks	17	2	142	8.4	25	0
1982	Mike Mosley	11	6	61	5.5	16	0
1983	Robb Riddick	42	5	241	5.7	24	0
1984	Don Wilson	33	8	297	9.0	65t	1
1985	Don Wilson	16	5	161	10.1	30	0
1986	Ron Pitts	18	11	194	10.8	49t	1
1987	Ron Pitts	23	12	149	6.5	19	0
1988	Flip Johnson	16	3	72	4.5	16	0
1989	Mickey Sutton	26	9	231	8.9	26	0
1990	Al Edwards	14	5	92	6.6	16	0
1991	Clifford Hicks	12	7	203	16.9	59	0
1992	Clifford Hicks	29	6	289	10.0	42	0
1993	Russell Copeland	31	7	274	8.8	47t	1
1994	Jeff Burris	32	6	332	10.4	57	0
1995	Jeff Burris	20	1	229	11.5	40	0
1996	Jeff Burris	27	7	286	10.6	45	0
1997	Jeff Burris	21	8	198	9.4	32	0
1998	Kevin Williams	37	11	369	10.0	73	0
1999	Kevin Williams	33	17	331	10.0	27	0
2000	Chris Watson	33	18	163	4.9	20	0
2001	Peerless Price	19	8	110	5.8	24	0
2002	Charlie Rogers	26	11	137	5.3	16	0
2003	Nate Clements	14	11	137	9.8	35	0
2004	Nate Clements	35	10	327	9.3	86t	1
2005	Roscoe Parrish	14	9	186	13.3	43	0
2006	Roscoe Parrish	32	9	364	11.4	82t	1
2007	Roscoe Parrish	27	2	440	16.3	74t	1
2008	Roscoe Parrish	21	10	322	15.3	63t	1
2009	Roscoe Parrish	24	13	133	5.5	31	0
2010	Roscoe Parrish	12	7	131	10.9	33	0
2011	C.J. Spiller	13	8	127	9.8	45	0
2012	Leodis McKelvin	3	14	431	18.7	88t	2
2013	Leodis McKelvin	32	13	180	5.6	21	0
2014	Leodis McKelvin	21	8	183	8.7	24	0
2015	Marcus Thigpen	18	9	118	6.6	16	0
2016	Brandon Tate	26	14	301	11.6	43	0
2017	Brandon Tate	20	6	193	9.7	40	0
2018	Isaiah McKenzie	14	3	87	6.2	21	0
2019	Andre Roberts	28	15	223	8.0	22	0



YEAR-BY-YEAR KICK RETURN LEADERS

YEAR	PLAYER	NO.	YARDS	AVG.	LONG	TDS
1960	Joe Kulbacki	13	226	17.4	25	0
1961	Elbert Dubenion	16	329	20.6	33	0
1962	Willie Jones	14	287	20.5	27	0
1963	Ed Rutkowski	13	396	30.5	65	0
1964	Ed Rutkowski	21	498	23.7	57	0
1965	Charley Warner	32	825	25.8	102t	2
1966	Charley Warner	33	846	25.6	95t	1
1967	Charley Bivins	16	380	23.8	55	0
1968	Max Anderson	39	971	24.9	100t	1
1969	Bubba Thornton	30	749	25.0	58	0
1970	Glenn Alexander	12	204	17.0	30	0
1971	Alvin Wyatt	30	762	25.4	39	0
1972	Alvin Wyatt	17	432	25.4	43	0
1973	Wallace Francis	23	687	29.9	101t	2
1974	Wallace Francis	37	947	25.6	74	0
1975	Vic Washington	35	923	26.4	59	0
1976	Keith Moody	26	605	23.3	41	0
1977	Keith Moody	30	636	21.2	45	0
1978	Curtis Brown	17	428	25.2	102t	1
1979	Keith Moody	27	556	20.6	35	0
1980	Terry Miller	16	303	18.9	43	0
1981	Byron Franklin	21	436	20.8	33	0
1982	Mike Mosley	18	487	27.1	66	0
1983	Van Williams	22	494	22.5	60	0
1984	Van Williams	39	820	21.0	65	0
1985	Don Wilson	22	465	21.1	37	0
1986	Ronnie Harmon	18	321	17.8	32	0
1987	Steve Tasker	11	197	17.9	39	0
1988	Erroll Tucker	15	310	20.7	30	0
1989	Ronnie Harmon	18	409	22.7	49	0
1990	Don Smith	32	643	20.1	38	0
1991	Al Edwards	31	623	20.1	91t	1
1992	Ken Davis	14	251	17.9	35	0
1993	Russell Copeland	24	436	18.2	28	0
1994	Yonel Jourdain	27	601	22.3	42	0
1995	Darick Holmes	39	799	20.5	42	0
1996	Eric Moulds	52	1,205	23.2	97t	1
1997	Eric Moulds	43	921	21.4	53	0
1998	Kevin Williams	47	1,059	22.5	46	0
1999	Kevin Williams	42	840	20.0	62	0
2000	Chris Watson	44	894	20.3	37	0
2001	Nate Clements	30	628	20.9	37	0
2002	Charlie Rogers	64	1,280	20.0	90t	1
2003	Antonio Brown	48	1,046	21.8	75	0
2004	Terrence McGee	52	1,370	26.3	104t	3
2005	Terrence McGee	46	1,391	30.2	99t	1
2006	Terrence McGee	52	1,355	26.1	88	0
2007	Terrence McGee	45	1,082	24.0	103t	1
2008	Leodis McKelvin	52	1,468	28.2	98t	1
2009	Fred Jackson	41	1,014	24.7	71	0
2010	C.J. Spiller	44	1,014	23.0	95t	1
2011	Brad Smith	15	282	18.8	28	0
2012	Leodis McKelvin	18	510	28.3	59	0
2013	Marquise Goodwin	16	351	21.9	28	0
2014	C.J. Spiller	10	306	30.6	102t	1
2015	Marcus Thigpen	17	328	19.3	31	0
2016	Brandon Tate	29	662	22.8	45	0
2017	Brandon Tate	28	548	19.6	29	0
2018	Marcus Murphy	13	324	24.9	49	0
2019	Andre Roberts	25	664	26.6	66	0



YEAR-BY-YEAR KICK SCORING LEADERS

YEAR	PLAYER	PATS	FGS	PCT.	LONG	POINTS
1960	Billy Atkins	27/33	6/13	.462	45	45
1961	Billy Atkins	29/31	2/6	.333	39	35
1962	Cookie Gilchrist	14/17	8/20	.400	42	38
1963	Mack Yoho	32/37	10/23	.434	41	62
1964	Pete Gogolak	45/46	19/29	.655	47	102
1965	Pete Gogolak	31/31	28/46	.609	47	115
1966	Booth Lusteg	41/42	19/38	.500	47	98
1967	Mike Mercer	25/25	16/27	.592	51	73
1968	Bruce Alford	15/15	14/24	.583	51	57
1969	Bruce Alford	23/24	17/26	.653	44	74
1970	Grant Guthrie	24/25	10/19	.526	52	54
1971	John Leypoldt	12/12	9/15	.600	48	39
1972	John Leypoldt	29/30	16/24	.667	48	77
1973	John Leypoldt	27/27	21/30	.700	50	90
1974	John Leypoldt	25/29	19/33	.576	47	82
1975	John Leypoldt	51/57	9/16	.563	45	78
1976	George Jakowenko	21/24	12/17	.706	49	57
1977	Carson Long	13/14	7/11	.636	45	34
1978	Tom Dempsey	36/39	10/13	.769	46	66
1979	Nick Mike-Mayer	17/18	20/29	.689	42	77
1980	Nick Mike-Mayer	37/39	13/23	.565	49	76
1981	Nick Mike-Mayer	37/37	14/24	.583	46	79
1982	Efren Herrera	11/12	8/14	.571	49	35
1983	Joe Danelo	33/35	10/20	.500	48	63
1984	Joe Danelo	17/17	8/16	.500	52	41
1985	Scott Norwood	23/23	13/17	.765	49	62
1986	Scott Norwood	32/34	17/27	.630	48	83
1987	Scott Norwood	31/31	10/15	.667	45	61
1988	Scott Norwood	33/33	32/37	.865	49	129
1989	Scott Norwood	46/47	23/30	.767	48	115
1990	Scott Norwood	50/52	20/29	.690	48	110
1991	Scott Norwood	56/58	18/29	.621	52	110
1992	Steve Christie	43/44	24/30	.800	54	115
1993	Steve Christie	36/37	23/32	.718	59	105
1994	Steve Christie	38/38	24/28	.857	52	110
1995	Steve Christie	33/35	31/40	.775	51	126
1996	Steve Christie	33/33	24/29	.828	48	105
1997	Steve Christie	21/21	24/30	.800	59	93
1998	Steve Christie	41/41	33/41	.805	52	140
1999	Steve Christie	33/33	25/34	.735	52	108
2000	Steve Christie	31/31	26/35	.743	48	109
2001	Jake Ariens	16/17	12/21	.571	49	52
2002	Mike Hollis	40/40	25/33	.758	54	115
2003	Rian Lindell	24/24	17/24	.708	44	75
2004	Rian Lindell	45/45	24/28	.857	43	117
2005	Rian Lindell	26/26	29/35	.829	53	113
2006	Rian Lindell	33/33	23/25	.920	53	102
2007	Rian Lindell	24/24	24/27	.889	52	96
2008	Rian Lindell	34/34	30/38	.789	53	124
2009	Rian Lindell	24/24	28/33	.848	56	108
2010	Rian Lindell	31/32	16/21	.762	51	79
2011	Rian Lindell	25/25	13/15	.867	49	64
	Dave Rayner	13/13	10/15	.667	56	43
2012	Rian Lindell	39/39	21/24	.875	50	102
2013	Dan Carpenter	32/32	33/36	.917	55	131
2014	Dan Carpenter	31/32	34/38	.895	58	133
2015	Dan Carpenter	34/40	23/27	.852	52	103
2016	Dan Carpenter	40/45	19/25	.760	54	97
2017	Stephen Hauschka	29/29	29/33	.879	56	116
2018	Stephen Hauschka	25/26	22/28	.786	54	91
2019	Stephen Hauschka	30/32	22/28	.786	51	96



YEAR-BY-YEAR INTERCEPTION LEADERS

YEAR	PLAYER	NO	YARDS	AVG.	LONG	TDS
1960	Arch Matsos	8	142	17.8	33	1
1961	Bill Atkins	10	158	15.8	29	0
1962	Carl Charon	7	131	18.7	25	1
1963	Willie West	5	57	11.4	23	0
	John Tracey	5	22	4.4	15	0
1964	George Byrd	7	178	25.4	75t	1
1965	Hagood Clarke	7	60	8.6	40	0
1966	Tom Janik	8	136	17.0	37t	2
1967	Tom Janik	10	222	22.2	46	2
1968	George Byrd	6	76	12.7	53t	1
1969	George Byrd	7	95	13.6	32	1
1970	Pete Richardson	5	46	9.2	22	0
1971	Robert James	4	25	6.3	25	0
1972	Ken Lee	6	155	25.8	61t	1
1973	Dwight Harrison	5	117	23.4	38	1
1974	Tony Greene	9	157	17.4	38	0
1975	Dwight Harrison	8	99	12.4	40	0
1976	Tony Greene	5	135	27.0	101t	1
1977	Tony Greene	9	144	16.0	47	0
1978	Mario Clark	5	29	5.8	29	0
1979	Jeff Nixon	6	81	13.5	43	0
1980	Steve Freeman	7	107	15.3	47t	1
1981	Mario Clark	5	142	28.4	53	0
1982	Bill Simpson	4	45	11.3	24	0
1983	Steve Freeman	3	40	13.3	29	0
	Chris Williams	3	6	2.0	4	0
1984	Charles Romes	5	130	26.0	55	0
1985	Charles Romes	7	56	8.0	21	0
1986	Charles Romes	4	23	5.8	23	0
1987	Mark Kelso	6	25	4.2	12	0
1988	Mark Kelso	7	180	25.7	78t	1
1989	Mark Kelso	6	101	16.8	43	0
1990	Kirby Jackson	3	16	5.3	14	0
1991	Nate Odomes	5	120	24.0	48	1
	Darryl Talley	5	45	9.0	13	0
1992	Henry Jones	8	263	32.9	82t	2
1993	Nate Odomes	9	65	7.2	25	0
1994	Matt Darby	4	20	5.0	20	0
1995	Kurt Schulz	6	48	8.0	32t	1
1996	Kurt Schulz	4	24	6.0	19	0
1997	Ken Irvin	2	28	14.0	28	0
	Kurt Schulz	2	23	11.5	21	0
	Marlon Kerner	2	20	10.0	20	0
	Jeff Burris	2	19	9.5	10	0
	Sean Moran	2	12	6.0	12	0
1998	Kurt Schulz	6	48	8.0	24	0
1999	Kurt Schulz	3	26	8.7	26	0
2000	Keion Carpenter	5	63	12.6	22	0
2001	Nate Clements	3	48	16.0	48t	1
2002	Nate Clements	6	82	13.7	42	1
2003	Nate Clements	3	54	18.0	54	1
2004	Nate Clements	6	77	12.8	35	1
2005	Terrence McGee	4	97	24.3	46t	0
	Troy Vincent	4	78	19.5	42	0
2006	London Fletcher-Baker	4	30	7.5	17t	1
2007	Terrence McGee	4	4	1.0	2	0
2008	Terrence McGee	3	36	12.0	36	0
2009	Jairus Byrd	9	118	13.1	37	0
2010	Drayton Florence	3	42	14.0	40t	1
2011	George Wilson	4	26	6.5	12	0
2012	Jairus Byrd	5	81	16.2	45	0



YEAR-BY-YEAR INTERCEPTION LEADERS

YEAR	PLAYER	NO	YARDS	AVG.	LONG	TDS
2013	Kiko Alonso	4	38	9.5	32	0
	Aaron Williams	4	43	10.75	34	0
	Jairus Byrd	4	85	21.25	57	0
	Jim Leonhard	4	72	18	41	0
2014	Leodis McKelvin	4	10	2.5	9	0
2015	Stephon Gilmore	3	33	11	29	0
2016	Stephon Gilmore	5	135	27	49	0
2017	Micah Hyde	5	64	12.8	37	0
	Jordan Poyer	5	33	6.6	19t	1
	Jordan Poyer	4	11	2.75	11	0
2019	Tre'Davious White	6	57	5.7	49	0



WALL OF FAME



The Buffalo Bills Wall of Fame was created in 1980 to honor former players, administrators and coaches who have played significant roles in the team's history. To be eligible for induction, an individual must have played with the Bills for at least three years and be retired from professional football. Also eligible are other individuals who have made outstanding contributions to the Bills, including administrators and coaches. Selections are made by a distinguished panel composed of club personnel and media members.

Ralph C. Wilson Jr. Statue

The Buffalo Bills announced in March 2015 that the organization would commission a statue to be made of Ralph C. Wilson, Jr. The statue is displayed outside of New Era Field in Founder's Plaza.

Ralph C. Wilson, Jr. passed away at the age of 95. Mr. Wilson was the sole owner of the Bills franchise for 54 seasons after purchasing the team on October 28, 1959. Under his leadership, the Bills won two American Football League Championships in 1964 and 1965 and appeared in an unprecedented four consecutive Super Bowls in the 1990s. Mr. Wilson along with former Bills Head Coach Marv Levy, former General Manager Bill Polian plus eight of his players have earned football's highest honor by being inducted into the Professional Football Hall of Fame.

The construction of the statue was a collaborative effort between Terry and Kim Pegula and Mary Wilson. Founder's Plaza, the current location of the statue, is located northwest of The Bills Store at New Era Field.

Mr. Wilson's statue is the first statue in history to be displayed on the grounds of New Era Field. The life-size statue is based on a photo taken of Mr. Wilson with Thurman Thomas along the sidelines on October 21, 1990 during Buffalo's 30-27 victory over the New York Jets.



- 2017 ● Cookie Gilchrist
- 2015 ● Lou Saban
- 2014 ● Van Miller
- 2012 ● Bill Polian
- 2011 ● Phil Hansen
- 2010 ● Booker Edgerson
- 2008 ● Bruce Smith
- 2007 ● Steve Tasker
- 2006 ● Andre Reed
- 2005 ● Thurman Thomas
- 2004 ● Jim Ritches
- 2003 ● Darryl Talley
- 2002 ● Kent Hull
- 2001 ● Fred Smerlas
- 2001 ● Jim Kelly
- 2000 ● George Saines
- 2000 ● Bob Kalsu
- 1999 ● Edward Abramowski
- 1998 ● Robert James
- 1997 ● Joe DeLamielleure
- 1996 ● Marv Levy
- 1995 ● Joe Ferguson
- 1994 ● Mike Stratton
- 1993 ● Elbert Dubenion
- 1992 ● The 12th Man
- 1989 ● **Ralph C. Wilson Jr.**
- 1988 ● Billy Shaw
- 1987 ● Tom Sestak
- 1985 ● Patrick J. McGroder
- 1984 ● Jack Kemp
- 1980 ● O.J. Simpson



YEAR-BY-YEAR PRO BOWL SELECTIONS

Year Selections Position/Name

Year	Selections	Position/Name
1960	0	
1961	6	S Bill Atkins; LB Archie Matsos; DT Chuck McMurty; T Harold Olson; T Ken Rice; DE Laverne Torczon
1962	6	FB Cookie Gilchrist; QB Jack Kemp; LB Archie Matsos; DT Tom Sestak; G Billy Shaw; E Ernie Warlick
1963	7	T Stew Barber; FB Cookie Gilchrist; QB Jack Kemp (#); DT Tom Sestak; G Billy Shaw; LB Mike Stratton; E Ernie Warlick
1964	10	T Stew Barber; CB Butch Byrd; FL Elbert Dupenion; FB Cookie Gilchrist; QB Jack Kemp; S George Saimes; DT Tom Sestak; G Billy Shaw; LB Mike Stratton; E Ernie Warlick
1965	**	Entire team
1966	11	T Stew Barber; RB Bobby Burnett; CB Butch Byrd; FB Wray Carlton; TE Paul Costa; DT Jim Dunaway; QB Jack Kemp; S George Saimes; G Billy Shaw; LB Mike Stratton; LB John Tracey
1967	9	T Billy Shaw; DT Jim Dunaway; DB Tom Janik; RB Keith Lincoln; DE Ron McDole; K Mike Mercer; S George Saimes; G Billy Shaw; LB Mike Stratton
1968	4	DT Jim Dunaway; S George Saimes; G Billy Shaw; LB Mike Stratton
1969	5	LB Harry Jacobs; QB Jack Kemp; WR Haven Moses; G Billy Shaw; RB O.J. Simpson
1970	1	WR Marlin Briscoe
1971	0	
1972	3	WR J.D. Hill; CB Robert James; RB O.J. Simpson (*)
1973	3	T Dave Foley; CB Robert James; RB O.J. Simpson
1974	2	CB Robert James; RB O.J. Simpson
1975	2	G Joe DeLamielleure; RB O.J. Simpson
1976	2	G Joe DeLamielleure; RB O.J. Simpson
1977	2	G Joe DeLamielleure; S Tony Greene
1978	1	G Joe DeLamielleure
1979	1	G Joe DeLamielleure
1980	3	WR Jerry Butler; RB Joe Cribbs; NT Fred Smerlas
1981	3	RB Joe Cribbs (#); WR Frank Lewis; NT Fred Smerlas
1982	2	NT Fred Smerlas; DE Ben Williams
1983	2	RB Joe Cribbs; NT Fred Smerlas
1984	1	RB Greg Bell
1985	0	
1986	0	
1987	3	QB Jim Kelly; DE Bruce Smith (*); ST Steve Tasker
1988	8	LB Cornelius Bennett; LB Shane Conlan (#); C Kent Hull; QB Jim Kelly (#) K Scott Norwood; WR Andre Reed; NT Fred Smerlas; DE Bruce Smith
1989	5	LB Shane Conlan; C Kent Hull; WR Andre Reed; DE Bruce Smith; RB Thurman Thomas
1990	10	LB Cornelius Bennett; LB Shane Conlan; C Kent Hull; QB Jim Kelly (*); WR Andre Reed; DE Bruce Smith; ST Steve Tasker; LB Darryl Talley; RB Thurman Thomas; T Will Wolford
1991	8	LB Cornelius Bennett; QB Jim Kelly; WR James Lofton; WR Andre Reed; G Jim Ritcher; LB Darryl Talley; ST Steve Tasker; RB Thurman Thomas
1992	10	T Howard Ballard; LB Cornelius Bennett; S Henry Jones; QB Jim Kelly (#); CB Nate Odomes; WR Andre Reed; G Jim Ritcher; DE Bruce Smith (#); ST Steve Tasker (*); RB Thurman Thomas; T Will Wolford
1993	7	T Howard Ballard; LB Cornelius Bennett; CB Nate Odomes; WR Andre Reed (#); DE Bruce Smith (#); ST Steve Tasker; RB Thurman Thomas
1994	3	WR Andre Reed; DE Bruce Smith; ST Steve Tasker
1995	3	LB Bryce Paup; DE Bruce Smith; ST Steve Tasker
1996	3	G Ruben Brown; LB Bryce Paup; DE Bruce Smith (#)
1997	4	G Ruben Brown; LB Bryce Paup; DE Bruce Smith; NT Ted Washington
1998	6	G Ruben Brown; QB Doug Flutie; FB Sam Gash; WR Eric Moulds; DE Bruce Smith; NT Ted Washington
1999	2	G Ruben Brown; FB Sam Gash
2000	4	G Ruben Brown; LB Sam Cowart; WR Eric Moulds; NT Ted Washington
2001	2	G Ruben Brown; FB Larry Centers
2002	4	QB Drew Bledsoe; G Ruben Brown; RB Travis Henry; WR Eric Moulds
2003	2	G Ruben Brown; LB Takeo Spikes
2004	4	DT Sam Adams; QB Nate Clements; KR Terrence McGee; LB Takeo Spikes
2005	2	P Brian Moorman; LS Mike Schneck
2006	2	P Brian Moorman; DE Aaron Schobel
2007	2	LT Jason Peters (#); DE Aaron Schobel
2008	2	RB Marshawn Lynch; T Jason Peters (#)
2009	1	FS Jairus Byrd (#)
2010	1	NT Kyle Williams
2011	0	
2012	3	FS Jairus Byrd; RB C.J. Spiller; DT Kyle Williams
2013	4	FS Jairus Byrd; DT Marcell Dareus; DT Kyle Williams; DE Mario Williams
2014	3	DT Marcell Dareus; DT Kyle Williams; DE Mario Williams
2015	4	G Richie Incognito; RB LeSean McCoy (#); QB Tyrod Taylor; C Eric Wood
2016	7	LB Zach Brown; CB Stephon Gilmore; LB Lorenzo Alexander^; RB LeSean McCoy#; DT Kyle Williams; G Richie Incognito; QB Tyrod Taylor#
2017	3	S Micah Hyde; RB LeSean McCoy; G Richie Incognito
2018	1	DT Kyle Williams
2019	2	CB Tre'Davious White; LB Tremaine Edmunds

*Player of the Game; #Did not play - injured; ^Defensive MVP



PRO BOWL SELECTIONS (ALPHA)

Name	Pos.	No. of Selections (1960-2014)	Season(s)
Adams, Sam	DT	1	2004
Alexander, Lorenzo	LB	1	2016
Atkins, Bill	DB	1	1961
Ballard, Howard	RT	2	1992, 93
Barber, Stew	OT	5	1963-67
Bell, Greg	RB	1	1984
Bennett, Cornelius	LB	5	1988, 90, 1991-93
Bledsoe, Drew	QB	1	2002
Briscoe, Marlin	WR	1	1970
Brown, Ruben	G	8	1996-03
Brown, Zach	LB	1	2016
Burnett, Bobby	RB	1	1966
Butler, Jerry	WR	1	1980
Byrd, Butch	CB	5	1964-66, 1968-69
Byrd, Jairus	FS	3	2009, 2012-13
Carlton, Wray	RB	2	1965, 66
Centers, Larry	FB	1	2001
Clements, Nate	CB	1	2004
Conlan, Shane	LB	3	1988 [^] , 1989-90
Costa, Paul	TE/T	2	1965, 66
Cowart, Sam	LB	1	2000
Cribbs, Joe	RB	3	1980, 81 [^] , 83
Dareus, Marcell	DT	2	2013-14
DeLamielleure, Joe	G	5	1975-79
Dubenion, Elbert	WR	1	1964
Dunaway, Jim	DT	4	1965-68
Edmunds, Tremaine	LB	1	2019
Flutie, Doug	QB	1	1998
Foley, Dave	T	1	1973
Gash, Sam	FB	2	1998, 99
Gilchrist, Cookie	RB	3	1962-64
Gilmore, Stephon	CB	1	2016
Greene, Tony	S	1	1977
Henry, Travis	RB	1	2002
Hill, J.D.	WR	1	1972
Hull, Kent	C	3	1988-90
Hyde, Micah	S	1	2017
Incognito, Richie	G	3	2015-2017
Jacobs, Harry	LB	2	1965, 1969
James, Robert	CB	3	1972-74
Janik, Tom	S	2	1965, 67
Jones, Henry	SS	1	1992
Kelly, Jim	QB	5	1987, 88 [^] , 90 (MVP), 91, 92 [^]
Kemp, Jack	QB	6	1962, 1963 [^] , 1964-66, 69
Lewis, Frank	WR	1	1981
Lincoln, Keith	RB	1	1967
Lofton, James	WR	1	1991



PRO BOWL SELECTIONS (ALPHA)

Lynch, Marshawn	RB	1	2008
Matsos, Archie	LB	2	1961-62
McCoy, LeSean	RB	3	2015-17
McDole, Ron	DE	2	1965, 67
McGee, Terrence	KR	1	2004
McMurtry, Chuck	DT	1	1961
Mercer, Mike	K	1	1967
Moorman, Brian	P	2	2005, 2006
Moses, Haven	WR	1	1969
Moulds, Eric	WR	3	1998, 00, 02
Norwood, Scott	K	1	1988
Odomes, Nate	CB	2	1992-93
O'Donnell, Joe	G	1	1966
Olson, Harold	T	1	1961
Paup, Bryce	LB	3	1995-97
Peters, Jason	T	2	2007^, 2008^
Reed, Andre	WR	7	1988-92, 93^, 94
Rice, Ken	T	1	1961
Ritcher, Jim	G	2	1991-92
Saimes, George	S	5	1964-68
Schneck, Mike	LS	1	2005
Schobel, Aaron	DE	2	2006, 2007
Sestak, Tom	DE	4	1962-64, 1965^
Shaw, Billy	G	8	1962-64, 1965^, 1966-69
Simpson, O.J.	RB	6	1969@, 72 (MVP) -76
Smerlas, Fred	NT	5	1980-83, 88
Smith, Bruce	DE	11	1987, 88 (MVP), 1989-90, 92^, 93^, 94-98^
Spikes, Takeo	LB	2	2003, 2004
Spiller, C.J.	RB	1	2012
Stratton, Mike	LB	6	1963-68
Talley, Darryl	LB	2	1990, 91
Tasker, Steve	ST*	7	1987, 90-92 (MVP), 93-95
Taylor, Tyrod	QB	2	2015, 2016
Thomas, Thurman	RB	5	1989, 90-91, 92^, 93
Torczon, LaVerne	DE	1	1962
Tracey, John	LB	2	1965-66
Warlick, Ernie	E	4	1962-65
Washington, Ted	NT	3	1997-98, 00
West, Willie	DB	1	1963
White, Tre'Davious	CB	1	2019
Williams, Ben	DE	1	1982
Williams, Kyle	DT	6	2010, 2012-14, 2016, 2018
Williams, Mario	DE	2	2013-14
Wolford, Will	OT	2	1990, 92
Wood, Eric	C	1	2015

ST* = Special Teams @Participated in AFL All-Star Game and NFL Pro Bowls

^Selected, but did not play due to injury (MVP) = Most Valuable Player



PLAYERS OF THE WEEK/MONTH

1984

AFC PLAYER/WEEK

Week 12: Greg Bell (O)

1985

AFC PLAYER/WEEK

Week 7: Greg Bell (O)

Week 8: James Lofton (O)

1986

AFC PLAYER/WEEK

Week 13: Charles Romes (D)

1987

AFC PLAYER/WEEK

Week 2: Jim Kelly (O)

Week 7: Jim Kelly (O)

Week 17: Bruce Smith (D)

1988

AFC PLAYER/WEEK

Week 4: Mark Kelso

Week 6: Cornelius Bennett (D)

Week 9: Cornelius Bennett (D)

Week 12: Fred Smerlas (D)

AFC PLAYER/MONTH

October: Cornelius Bennett (D)

1989

AFC PLAYER/WEEK

Week 1: Jim Kelly (O)

Week 3: Jim Kelly (O)

AFC PLAYER/MONTH

September: Jim Kelly (O)

1990

AFC PLAYER/WEEK

Week 3: Thurman Thomas (O)

Week 4: Cornelius Bennett (D)

Week 5: Cornelius Bennett (D)

Week 7: Andre Reed (O)

Week 13: Bruce Smith (D)

Week 14: Bruce Smith (D)

Week 16: Darryl Talley (D)

AFC PLAYER/MONTH

December: Bruce Smith (D)

1991

AFC PLAYER/WEEK

Week 1: Thurman Thomas (O)

Week 2: Jim Kelly (O)

Week 3: Thurman Thomas (O)

Week 4: Cornelius Bennett (D)

Week 5: Nate Odomes (D)

Week 8: James Lofton (O)

Week 15: Jim Kelly (O)

AFC PLAYER/MONTH

September: Jim Kelly (O)

Thurman Thomas (O)

November: Thurman Thomas (O)

1992

AFC PLAYER/WEEK

Week 2: Jim Kelly (O)

Week 4: Jim Kelly (O)

Week 10: Thurman Thomas (O)

Week 15: Thurman Thomas (O)

Week 16: Jeff Wright (D)

AFC PLAYER/MONTH

September: Jim Kelly (O)

1993

AFC PLAYER/WEEK

Week 2: Steve Tasker

Week 8: Bruce Smith (D)

Week 16: Nate Odomes (D)

Week 17: Steve Christie (ST)

AFC PLAYER/MONTH

October: Bruce Smith (D)

1994

AFC PLAYER/WEEK

Week 2: Chris Mohr (ST)

Week 3: Steve Christie (ST)

Week 4: Cornelius Bennett (D)

Week 9: Bruce Smith (D)

AFC PLAYER/MONTH

September: Bruce Smith (D)

Steve Christie (ST)

1995

AFC PLAYER/WEEK

Week 3: Bryce Paup (D)

Week 7: Bryce Paup (D)

Week 15: Jim Kelly (O)

AFC PLAYER/MONTH

November: Bryce Paup (D)

1996

AFC PLAYER/WEEK

Week 4: Manny Martin (D)

Week 8: Steve Christie (ST)

Week 10: Darick Holmes

Week 11: Bruce Smith (D)

Week 13: Kurt Schultz (D)

Week 17: Jim Kelly (O)

AFC PLAYER/MONTH

September: Bruce Smith (D)

November: Bruce Smith (D)

AFC ROOKIE/MONTH

November: Gabe Nothern (D)

1997

AFC PLAYER/WEEK

Week 2: Bryce Paup (D)

Week 8: Bruce Smith (D)

AFC PLAYER/MONTH

October: Bruce Smith (D)

1998

AFC PLAYER/WEEK

Week 5: Bruce Smith (D)

Week 9: Doug Flutie (O)

Week 14: Steve Christie (ST)

AFC PLAYER/MONTH

December: Steve Christie (ST)

AFC ROOKIE/MONTH

October: Sam Cowart (D)

1999

AFC PLAYER/WEEK

Week 4: John Holecsek (D)

Week 9: Doug Flutie (O)

Week 17: Rob Johnson (O)

2000

AFC PLAYER/WEEK

Week 1: Steve Christie (ST)

Week 7: Steve Christie (ST)

Week 10: Sam Cowart (D)

Steve Christie (ST)

AFC PLAYER/MONTH

November: Sam Cowart (D)

2002

AFC PLAYER/WEEK

Week 2: Drew Bledsoe (O)

Mike Hollis (ST)

Week 6: Travis Henry (O)

Week 7: Nate Clements (D)

AFC PLAYER/MONTH

September: Drew Bledsoe (O)

October: Brian Moorman (ST)



PLAYERS OF THE WEEK/MONTH

2003

AFC PLAYER/WEEK

Week 1: Takeo Spikes (D)
Week 13: Aaron Schobel (D)

2004

AFC PLAYER/WEEK

Week 6: Brian Moorman (ST)
Week 8: Terrence McGee (ST)
Week 11: Lawyer Milloy (D)
Week 13: Terrence McGee (ST)

2005

AFC PLAYER/WEEK

Week 10: Brian Moorman (ST)
Week 16: Terrence McGee (ST)

2006

AFC PLAYER/WEEK

Week 2: Coy Wire (ST)
Week 9: Brian Moorman (ST)
Week 12: Roscoe Parrish (ST)
Week 14: Aaron Schobel (D)
Week 15: Brian Moorman (ST)

AFC PLAYER/MONTH

November: Brian Moorman (ST)

NFL ROOKIE/MONTH

September: Donte Whitner (D)

2007

AFC PLAYER/WEEK

Week 4: Jabari Greer (D)
Week 13: Rian Lindell (ST)

NFL ROOKIE/WEEK

Week 7: Marshawn Lynch (O)
Week 10: Marshawn Lynch (O)
Week 13: Trent Edwards (O)
Week 14: Trent Edwards (O)

2008

AFC PLAYER/WEEK

Week 1: Roscoe Parrish (ST)

NFL ROOKIE/MONTH

November: Leodis McKelvin (D)

2009

AFC PLAYER/WEEK

Week 2: Rian Lindell (ST)
Week 7: Brian Moorman (ST)

NFL ROOKIE/MONTH

October: Jairus Byrd (D)

2010

AFC PLAYER/WEEK

Week 3: C.J. Spiller (ST)
Week 11: Drayton Florence (D)

2011

AFC PLAYER/WEEK

Week 3: Rian Lindell (ST)
Week 5: George Wilson (D)

AFC PLAYER/MONTH

September: Ryan Fitzpatrick (O)

NFL ROOKIE/WEEK

Week 8: Marcell Dareus (D)

2012

AFC PLAYER/WEEK

Week 6: Jairus Byrd (D)
Week 11: Leodis McKelvin (S)

2013

AFC PLAYER/WEEK

Week 2: Mario Williams (D)
Week 7: Mario Williams (D)

2014

AFC PLAYER/WEEK

Week 1: Dan Carpenter (ST)
Week 2: C.J. Spiller (ST)
Week 5: Marcell Dareus (D)
Week 12: Boobie Dixon (ST)

AFC PLAYER/MONTH

November: Mario Williams (D)

NFL ROOKIE/MONTH

October: Sammy Watkins (O)

2015

AFC PLAYER/WEEK

Week 3: Preston Brown (D)
Week 10: Bacarri Rambo (D)

AFC ROOKIE/MONTH

November: Ronald Darby (D)

2016

AFC PLAYER/WEEK

Week 4: Zach Brown (D)
Week 5: Nickell Robey-Coleman (D)
Week 11: Dan Carpenter (ST)



PLAYERS OF THE WEEK/MONTH

2017

AFC PLAYER/WEEK

Week 3: Stephen Hauschka (ST)

Week 4: Stephen Hauschka (ST)

NFL ROOKIE/MONTH

September: Tre'Davious White (D)

AFC PLAYER/MONTH

October: Micah Hyde (D)

December: Jordan Poyer (D)

2018

AFC PLAYER/WEEK

Week 3: Matt Milano (D)

Week 10: Stephen Hauschka (ST)

Week 17: Josh Allen (O)

NFL ROOKIE/MONTH

December: Tremaine Edmunds (D)

2019

AFC PLAYER/WEEK

Week 7: Tre'Davious White (D)

Week 11: Josh Allen (O)

Week 15: Tre'Davious White (D)

Total Players/Week: 112

Total Players/ Month: 24

Total Rookies/Week: 7

Total Rookies/Month: 10



COMMUNITY

BILLS FOOTBALL



BILLS IN THE COMMUNITY

PUTTING THE COMMUNITY FIRST

The Buffalo Bills organization is committed to improving the quality of life in Western New York through community outreach and charitable investment with a focus in the areas of health & safety, youth football and military appreciation. With the platform that the Bills players and coaches are given, they've always made it a point to make an impact in the Western New York community and they continued to do so during the 2020 offseason.

COVID-19 RELIEF EFFORTS

PEGULA SPORTS & ENTERTAINMENT PROVIDES 1.2 MILLION IN AID TO WNY

Pegula Sports & Entertainment, in partnership with the Buffalo Bills and Buffalo Sabres foundations, provided at least \$1.2 million in direct community aid to Western New York residents in need during the COVID-19 pandemic, owners Terry and Kim Pegula announced.

The money went to three direct and immediate purposes:

- The two team foundations contributed to the newly formed Western New York COVID-19 Community Response Fund, formed by 18 local foundation, including Wilson, Oishei, Wendt, M&T, Lee and others. The fund committed more than \$4 million to helping the region's non-profit agencies in key areas of the battle against the virus.
- A broad and ongoing commitment to FeedMore WNY (formerly the Food Bank of WNY and Meals on Wheels for WNY), and the Rural Outreach Center in East Aurora. This targeted aid will provide thousands of bags of groceries to underserved and unemployed urban and rural families in the Western New York region.
- The remainder of the aid will be directed to areas of most pressing need, including support for first responders, hospital workers, nurses, and protective- and medical-equipment supplies. The goal of the aid will be to bolster the Buffalo Niagara community's response and effectiveness in fighting the pandemic.

"We realize we are in uncertain times as a nation and as a community," said PSE President and CEO Kim Pegula. "Like many Western New Yorkers, we are faced with making difficult decisions, but we realize that focusing on the health and welfare of our community is what will get us through these difficult times. While we don't yet know the scope of the pandemic, we wanted to ensure that we were able to give some immediate assistance to those in need and those fighting on the front lines. We applaud the community relief fund and are proud that our foundations will join these community leaders in their efforts."

Following the Pegula's announcement, several players contributed to COVID-19 relief efforts in their own way. As announced on Friday, April 3, Josh Allen committed to matching \$10,000 in donations to Kaleida Health's COVID-19 Response Fund, which supports the organization's healthcare teams.

Matt Barkley and his wife Brittany developed a relationship with the Matt Urban Hope House. A local center dedicated to providing safe emergency housing for area women and children, the Matt Urban Hope House serves hundreds of community members annually. On Friday, April 17, the Barkleys announced a \$10,000 donation to the organization through the Matt Urban Center. The generous gift afforded the shelter an opportunity to purchase activities, electronics and other items to aid the 25 young children and their mothers who are living there.

Reid Ferguson was another player eager to help during the difficult time. As announced on Friday, April 10, Ferguson teamed up with La Nova Pizzeria to deliver meals, including 140 sheet pizzas, to the dedicated staff at John R. Oishei Children's Hospital. Contributing \$5,000 toward the total cost, the special teamer helped ensure that all the workers would be able to enjoy the delicious treat.



BILLS IN THE COMMUNITY

COVID-19 RELIEF CONT.



Bills defender Tremaine Edmunds elected to focus his attention on aiding those in his hometown, Danville, Virginia. As seen on Twitter, Edmunds and his brother Terrell, who plays for the Steelers, distributed nearly 1,000 lunches to their community members. A close-knit group, the Edmunds brothers have often expressed their unwavering desire to give back to the place that gave them their roots.

Jon Feliciano recently donated \$25,000 to two nonprofits: Feeding South Florida and Meals on Wheels South Florida. The funds will help the groups provide food and additional resources to aid individuals in Broward, Miami-Dade, Monroe and Palm Beach Counties.

“Individuals, especially those in low-income households, are being blindsided by the impact that this pandemic is having on all our communities,” said Feliciano. “I grew up in South Florida and still call it home. Without knowing how long we’ll be quarantined; I couldn’t just stand back and not help families get fed.”

Through their donation to the Pegula’s relief efforts, Stephen and Lindsey Hauschka teamed up with The Grange Community Kitchen – a local restaurant – to provide dinner to 500 healthcare workers at ECMC and Buffalo General Medical Center. A special way to show appreciation for those on the front lines, the meals were delivered to emergency room staff at each center on Monday, April 6 (pictured below).





BILLS IN THE COMMUNITY

COVID-19 RELIEF CONT.

Veteran defensive end Jerry Hughes and his wife Meghan also took a proactive approach to helping others during this time. The Hughes family, as shared on Friday, April 17, has contributed \$50,000 to the Pegulas' initiative. In addition to the substantial donation, the pair partnered with The Grange Community Kitchen to supply food to Western New York first responders and healthcare workers. On Wednesday, April 22, 500 meals were delivered to the Buffalo Police Department, Buffalo Fire Department and the AMR team. Additionally, the couple allocated 500 meals to staff at Millard Fillmore Suburban Hospital on Friday, April 24 (Hughes efforts pictured below).



Bills head coach Sean McDermott and his wife Jamie started the 2020 draft week off on a very positive note, donating \$15,000 to area COVID-19 relief efforts. To make a difference in Western New York, the McDermotts linked up with The Grange Community Kitchen, a local restaurant, to provide 500 meals to staff at Buffalo General Medical Center and ECMC. On Monday, April 20, the food – a token of the couple's appreciation for the individuals working on the front lines – was packaged and dropped off at each center for workers to enjoy.

Their kindness continued Tuesday, April 28, when the pair partnered with Uncle Joe's Diner to offer 500 meals to Buffalo General Medical Center staff (pictured right).

To aid families in the region, the McDermotts also donated gift cards for necessities, such as groceries. Their generosity will go a long way toward helping residents during the coronavirus pandemic.

On March 19, Mitch and Caitlin Morse announced that they would be generously donating \$100,000 to FeedMore WNY – a nonprofit (formerly Meals on Wheels and the Food Bank) committed to providing food for Western New Yorker's of all ages. The selfless act of kindness will go a long way toward the organization's ability to provide emergency food relief efforts to individuals throughout the region.



Tight end Tyler Kroft also joined in the social media conversation, posting on Thursday, March 25, that he had his wife Lexi would give \$50,000 to four causes. In addition to allocating some of the generous gift to Western New York like Allen, the Krofts will also give back to three other non-profits in their hometowns: Lord's Pantry in Downingtown, Pennsylvania, The Food Bank of the Hudson Valley in Cornwall, New York, and Franklin Food Bank in Somerset, New Jersey. While expressing their desire to be of service for residents living in those areas, the Krofts have also encouraged others to get involved.



B U F F A L O B I L L S . C O M

