



COMMITMENT TO EXCELLENCE

AL DAVIS

July 4, 1929 – Oct. 8, 2011

Al Davis, a true legend, was a maverick, a giant among giants, a star among stars, a hero, a mentor and a friend.

When Davis passed away during the 2011 season, football lost an innovator, a pioneer with a deep love and passion for the game, a man who most assuredly will never be forgotten or duplicated. A Pro Football Hall of Famer who arguably did more to change the game than any other individual, Davis was honored the day after his passing with a moment of silence at every NFL stadium.

At one of those venues, Houston's Reliant Stadium, Davis' players took the field without his guidance for the first time in 17,710 days. And in one of so many franchise games for the ages, this comeback featuring key contributions from three of his first-round draft choices, the Raiders that day honored Davis by doing what he cared about most – they won.

"Just win," Davis once said. "Play hard. Try not to make mistakes, but don't worry about mistakes because there's only one thing that counts: Just win."

Beyond that win in Houston, Davis' death spawned an overwhelming outpouring of statements from football executives, coaches and players, past and present. A clear common thread in those expressions of remembrance was that anyone with any level of affinity for football should acknowledge that the game would not be what it is without Davis.

That's not just because Davis held the titles of general manager, head coach, league commissioner and principal owner, and led the Raiders to more wins than any other team. The game would not be what it is because, through his unyielding efforts to build the finest franchise in sports, Davis broke social barriers, creating opportunities for countless individuals, and cared selflessly about people, treating them the way they wanted to be treated. No one has had a more profound and lasting impact on pro football.

SEEDS OF GENIUS

Had Davis remained in coaching, fellow innovator Bill Walsh once theorized, Davis would be considered one of the greatest coaches of all-time.

On Jan. 15, 1963, the American Football League Raiders made a 33-year-old Davis the youngest general manager and head coach in pro history. And before the budding genius called his first play, Davis took complete control over all phases of the franchise, including changing Oakland's uniform colors to silver and black, to resemble the great Army teams he had idolized during the 1940s, and re-branded the Raiders into an image that is today instantly recognized worldwide.

"If there's anything that we've done that I'm particularly proud of," Davis recalled later in his life, "I would have to say the perpetuation of the greatness of the Raiders; to take a professional football team and give it a distinct characteristic, that's different from all others."

That characteristic in his first season on the Raiders sideline became forever linked to winning. Davis earned Coach of the Year honors after leading the Raiders, 1-13 the season before, to the most significant year-to-year improvement in pro football history, a 10-4 mark. Although he sacrificed his coaching career to become AFL Commissioner following the 1965 season, the profession always remained important to him, partly because it served as the foundation for his contributions to football.

That foundation was first poured in his hometown, the borough of Brooklyn, N.Y., where he played basketball and learned some of his unshakeable principles under Coach Al Badain at Erasmus Hall High School.

Davis graduated with a degree in English literature from Syracuse University, which later honored him with a Letterman of Distinction award, and shortly after, in 1950, launched his career as line coach at Adelphi College.



After entering the Army in 1952, Davis served as head football coach at Ft. Belvoir, Va. There, he molded a national power, finishing with a win over Maryland, the reigning national champion.

Davis worked in the player personnel office of the Baltimore Colts for one year (1954), then spent two seasons (1955-56) as line coach and chief recruiter at The Citadel, before becoming in 1957 the University of Southern California's line coach.

His next job didn't take him very far, moving across town from USC to the Los Angeles Chargers of the new AFL, but the move to pro football was a major step. Hired by Sid Gillman in 1960 as the Chargers' offensive ends coach, Davis helped the team to a pair of division titles in just three years.

That rise gave Davis the opportunity to lead his own team in 1963. Several factors influenced his head-coach blueprints. In addition to his coaching career, the precision of the Black Knights of the Hudson, their quickness and explosion with Doc Blanchard and Glenn Davis, left an indelible impression on Davis growing up. He also took several chapters from another sport.

"As a young guy," he said, "I had a dream that someday I would build the finest organization in professional sports. I had a lot of thoughts on how I would do it. I had the inspiration of two great organizations when I was growing up.

"The Yankees to me personified the size of the players, power, the home run, and intimidation and fear. Very important characteristics to me of what I thought a great team and a great organization should have. The Dodgers, under Branch Rickey, were totally different in my mind. They represented speed. They represented development of players, a way of playing the game, the Dodger way of playing the game. And I always thought that someone intelligent could take all the qualities, the great qualities of both, and put them together and use them."

In addition to those qualities, he also instilled in the Raiders tenets that were all his own, and in the process, he revolutionized pro football.

Offensively, Davis created the vertical game, now known as stretching the field.

"When we came out of the huddle," he remembered about his Raiders, "we weren't looking for first downs. We didn't want to move the chains. We wanted touchdowns. We wanted the big play, the quick strike. It's No. 1 to say that you want to do that, it's No. 2 to say that you have the players to do it, but it's No. 3 to do it. Do it on first down of any football game, on that defense that you're playing against. For those cornerbacks that play out there on the corners, to know that the Raiders are coming at you, they're coming at you on top, they've got the speed to do it, and they will do it. It's like having the bomb and being willing to drop it. The adage that goes around in professional football, and I hear everyone say it, 'Take what they give you.' That all sounds good to everybody, but I always went the other way: We're going to take what we want."

On the other side of the line, Davis also wanted to attack, to put pressure on the pocket, and do more than just disrupt the offense physically.

"I do believe that this is a game, psychologically, of intimidation and of fear. I don't mean cowardly fear, but fear. I think this: That somewhere within the first five to 10 plays of the game that the other team's quarterback must go down, and he must go down hard. That alone sets the tempo for a game."

Once that tempo was established, taking a cue from college basketball, Davis was the first to utilize his cornerbacks in a bump-and-run principle.

"We used to call it the press. We got the idea from John Wooden, when he had his great zone press, with his great basketball teams, where they picked you up as soon as you took the ball out, and they pressured you. And we got the idea and called it press. And then I think Don Shula started calling it bump-and-run, so we changed to bump-and-run."



Davis' vision to see where the game was headed, or to pave a new road to winning, led future successful coaches like Bill Parcells and Bill Belichick to regard Davis as the NFL's most intelligent individual.

From 1963-2002, the Raiders dominated pro football, posting the game's best cumulative won-loss record. Earning the moniker "Team of the Decades," the franchise posted 17 winning seasons over an 18-year stretch from 1963-80. The Raiders then posted 11 more winning campaigns from 1982-2002, including double-digit wins in 1983, 1984, 1985, 1990, 1993, 2000, 2001 and 2002. All told under Davis, the Raiders won four league championships – Super Bowls XI, XV and XVIII and the 1967 AFL title.

FROM HEAD COACH TO COMMISSIONER, TO MERGER

Persuaded by American Football League owners who viewed him as the perfect person to lead their battle against the established NFL, Davis reluctantly became league commissioner on April 8, 1966. Remarkably, Davis would spend less than 16 weeks in that role, but the shots his administration fired during that short period still reverberate today.

For the first half of the 1960s, the AFL and NFL fought a tenacious fight for college talent, but they battled with a significant unwritten rule that veterans were off limits. A little more than a month after Davis took office, the NFL's New York Giants violated that rule, signing veteran Buffalo kicker Pete Gogolak. As long-time Raiders executive Al LoCasale remembered, the NFL took a shot with a revolver and Davis shot back using a machine gun. Davis passionately and strategically convinced AFL owners to go after established NFL stars. In a short period, the AFL had signed many of the NFL's veteran playmakers, including the NFL's leading passer John Brodie, and Roman Gabriel from the Los Angeles Rams.



"We had about four or five quarterbacks all lined up," Davis said. "Three or four of their other great players had already signed. It was a preliminary strike to let them know what's going to happen if they continue this."

Within months, the two leagues had agreed to a merger that formed the league familiar to today's fans, including as part of the agreement a world championship game now known as the Super Bowl. Having served as the driving force behind that merger, Davis resigned on July 25, 1966, returned to Oakland as head of football operations and purchased an interest in the franchise. Davis, who became managing general partner in 1972, teamed with head-coach successors John Rauch, John Madden and Tom Flores in building a stalwart that would become the league's most successful franchise.

A CHAMPION OF DIVERSITY AND EQUALITY

A trailblazer, Davis innovated not only how the game was played and coached, but also changed who held those roles, opening countless doors for qualified individuals, regardless of skin color.

Davis was 17 when, a short distance from his home, Jackie Robinson broke the color barrier in Major League Baseball. Shortly after, at Syracuse, Davis befriended Bernie Custis, who would fight racism and become pro football's first black quarterback. At USC, Davis started recruiting players from historically black colleges, and convinced future Pro Football Hall of Famer Willie Wood to remain at the school as the Trojans' quarterback. Wood and Ron Mix became the school's first interracial co-captains, and Davis helped Mix understand how athletics could serve as a leader in ushering needed social change.

With the Chargers, Davis teamed with Gillman to lead the fight for equality. In addition to refusing to stay at segregated team hotels, the team, inspired by Davis, recruited players from black programs, creating what Eddie Robinson called a new day for players of color and giving them a sense of belonging in the American Football League.

Later that decade, Davis brought to the Raiders guard Gene Upshaw and tackle Art Shell, eventual Hall of Famers. Upshaw and Shell joked that a convention of pro football's black offensive linemen could be held in a phone booth. But Davis gave them an opportunity, and Upshaw said he never experienced racism on the Raiders because Davis would never tolerate it.

And neither would Davis tolerate discrimination at the game's most important position. A year after Upshaw as a rookie helped the Raiders to an AFL championship, Davis in 1968 made Eldridge Dickey the first African-American quarterback ever selected in the first round. Again, Davis cared about one thing: Winning.

"We called it an untapped reservoir," Davis recalled. "We wanted to win. We wanted the players. We weren't interested in who they were, or exactly where they came from. I've always said, it's not important to be consistent; it's important to be right. It was done because it was right and fair, and to help the team win, and continue to win.

"The Raiders did become a proving ground for great minority players. I think it was an evolution, an evolution of equity and fairness, and we hope that's one legacy we leave."

Another legacy Davis left was hiring in 1989 the NFL's first African-American head coach, Shell. Davis told Shell the reason he hired him was not because he was black, but because he was the best available candidate for the job, and because he was a Raider. Upon winning his coaching debut, Shell had to remind reporters that he was not the game's first minority head coach. A decade before, Davis had hired Tom Flores to lead the Raiders to two Super Bowl victories. Additionally, Davis later made Amy Trask the NFL's first female chief executive.

THE RAIDERS MYSTIQUE

To Davis, shattering barriers wasn't only about race or gender. He defined it on a larger scale, by creating an environment that allowed any individual the chance to succeed, and in the process fostered a unique brotherhood.

"The fire that burns brightest in me," Davis said, "and the fire that burns brightest in this organization is the will to win."

That philosophy evolved the Raiders' locker room into an us-versus-them mentality, a group that like its owner valued being feared more than respected. Davis brought in mavericks and molded them into champions, a group of rugged and colorful individualists that carried Davis' torch with swagger and intimidation.

Many of the players that won for the Raiders were rejected by other teams. But Davis did not treat them like misfits. He treated them like men, and those men brought him three Super Bowl titles and dominated the league like no other team.

"We may take a player in who doesn't have good social habits, or has been a failure somewhere else," Davis explained. "But it's predicated on bringing them into an environment, that can inspire them the will to do great, and they have done great."

A BELIEF IN HOW TO TREAT PEOPLE

Part of Davis' ability to acquire the right players and put them in an environment that bred success was his belief in how to deal with people. Davis always said that the Golden Rule was not good enough.

"When you have to lead men, you don't do unto others as you would have others do unto you," Davis said. "You do unto them, in a paramilitary situation, as they want to be done unto. You have to treat them the way they want to be treated."

That way of treating people led friends and former players to remember Davis as the epitome of loyalty. And in turn, he showed the rest of the NFL how to treat former players. Of all the awards he received, the recognition from men that played the game meant the most to Davis. In 1997, the NFL Alumni inducted Davis into the Order of the Leather Helmet, a lifetime-achievement award. Six years earlier, the NFL Players Association honored Davis with its inaugural Retired Players Award of Excellence, citing the care he had shown players long after they retired.

"I feel we're one of the last bastions of hope, as a team image, as a team organization," Davis explained. "I don't want to give that up with the Raiders. We believe in tradition. We believe in the glory. We believe in the debt we owe to our players from the past."

No question, the way Davis treated people led to a record nine Hall of Famers asking him to present them in Canton, Ohio, at their induction ceremonies, an exceptional fact that exists nowhere else in sports, and speaks volumes of Davis' compassion for others.

In 1992, Davis earned his own enshrinement in the Pro Football Hall of Fame, and for the first time stood at the familiar podium after someone else – his most successful Raiders coach, Madden – had introduced him. Davis took the opportunity to look back on the team that mirrored his life.

"Enshrinement is a reflection of a life's work, a reflection of a love affair with the greatest game the world has ever known. This honor is a testament to a great organization, and to all the capable people that have poured their talent and enthusiasm and loyalty into the greatness of the Raiders, and the Raiders legend and mystique."



100 Yards Receiving	353	Devey, Jordan	107
100 Yards Rushing	351	Doll, Brandon	53
2019 Game Summaries	280	Doss, Keelan	109
2019 NFL Standings	288	Draft Picks	259
2019 Player Participation	278	Edwards, Bryan	262
2019 Results	274	Eligwe, Ukeme	111
2019 Season Highs	277	Extra Points	453
2019 Statistics	275	Ferrell, Clelin	113
2019 Year in Review	273	Football Staff Directory	8
300 Yards Passing	35568	Football Support Staff	48
Abram, Johnathan	66	Gafford, Rico	115
Abrams, Jim	44	Good, Denzelle	117
Agholor, Nelson	68	Gruden, Deuce	23
Allegiant Stadium	457	Gruden, Jon	11
All-Time Assistant Coaches	396	Guenther, Paul	24
All-Time Drafts	389	Hager, Bryce	119
All-Time Head Coaches	294	Hankins, Johnathan	123
All-Time Numbers	379	Harper, Madre	267
All-Time Raiders	359	Harris, Erik	128
Amukamara, Prince	72	Heath, Jeff	131
Annual Leaders	347	Holz, Nick	26
AP All-League Selections	431	Honors, All-Time	432
Arnette, Damon	260	Hudson, Rodney	136
Aruna, Ade	78	Hurst, Maurice	139
Ateman, Marcell	79	Incognito, Richie	141
Atlas, Teddy	44	Individual Records	331
Badain, Marc	52	Ingold, Alec	144
Batiste, D'Anthony	14	Intermountain Healthcare Performance Center	458
Bennett, Edgar	15	Jackson, Gabe	146
Berbenich, Tim	17	Jacobs, Josh	149
Bisaccia, Rich	18	James, Andre	151
Blanda, Tom	53	Johnson, Isaiah	152
Bone, Rosie	53	Johnson, Taver	27
Booker, Devontae	81	Jones, Datone	153
Bowden Jr., Lynn	261	Jones, Zay	157
Bowers, Nick	267	Joseph, Dwayne	46
Brown, Trent	84	Joyner, Lamarcus	160
Business Staff Directory	9	Juliff, Walter	46
Business Support Staff	55	Key, Arden	165
Cable, Tom	20	King, Austin	28
Carlson, Daniel	86	Kush, Eric	167
Carr, Derek	88	Killings, D.J.	256
Carrier, Derek	95	Kwiatkoski, Nick	168
Christoff, David	45	Lawson, Nevin	171
Chronology	444	League Results	294
Clemmons, Cameron	22	Leavitt, Dallin	175
Coaches and Administration	7	Lippincott, David	29
Cole, AJ	99	Littleton, Cory	177
Collins, Maliek	101	Mabin, Dylan	256
Cotton Sr., Lester	104	Marinelli, Rod	30
Crosby, Maxx	105	Mariota, Marcus	181
Daniels, DuJuan	45	Mayock, Mike	10
Davis, Al	1	Media Information	464
Delaney, Tom	44	Miller, Kolton	187

INDEX

Moreau, Foster	189	Results by Season, All-Time	302
Morrow, Nicholas	191	Richard, Jalen	217
Morton, John	32	Robertson, Amik	264
Mullen, Trayvon	194	Roos, Jordan	222
Muse, Tanner	263	Ross, Daniel	223
Nassib, Carl	196	Roster, Alphabetical	270
Neibel, A.J.	34	Roster, Numerical	272
Nelson, Nick	199	Roster, Positional	269
Nichols, Cheryl	54	Ruggs III, Henry	265
Nixon, Keisean	201	Rushing, Top Individual Seasons	356
O'Leary, Nick	203	Scott, Trey	47
Olson, Greg	35	Seymour, Kaymaal	268
O'Neil, Jim	37	Sharpe, David	225
Overtime Victories	296	Shearer, Mark	54
Panasiuk, Mike	267	Shutout Victories	296
Parker, Brandon	206	Sieg, Trent	226
Passer Rating, Top Individual Seasons	357	Silver and Black Productions	454
Peterman, Nathan	208	Simpson, John	266
Phillips, Justin	210	Slate, Rick	38
Pierson-El, De'Mornay	257	Smith, Frank	39
Playoff History	405	Smith, Rod	227
Playoff Records, Individual	428	Smith, Travis	40
Playoff Records, Team	425	Stanback, William	257
Postseason Games, All-Time	399	Storer, Byron	41
Preseason Results, All-Time	299	Super Bowls	400
Primetime Games	295	Superlatives	351
Pro Bowl Selections	435	Team Records	317
Pro Bowlers, All-Time	434	The Last Time	290
Pro Football Hall of Fame	436	Usher, Nick	258
Raider Image	459	Valoaga, Jermiah	230
Raiderettes	460	Ventrelle, Dan	52
Raiders Foundation	463	Veterans	65
Raiders in the Community	461	Vickers, Kendal	258
Raiders Radio Network	456	Villanueva, Ed	54
Raiders vs. NFL	312	Waller, Darren	232
Raiders Youth Football	462	White, Javin	268
Randall, Damarious	211	Wilber, Kyle	235
Razzano, Dave	47	Williams, Tyrell	241
Receiving, Top Individual Seasons	358	Witten, Jason	245
Records and History	289	Wilson, Kirby	42
Renfrow, Hunter	215	Young, Sam	254
Results by Season Summary	299		



COACHES AND ADMINISTRATION



HEAD COACH
JON GRUDEN



OWNER
MARK DAVIS



GENERAL MANAGER
MIKE MAYOCK

FOOTBALL STAFF DIRECTORY

TELEPHONE NUMBERS

Main switchboard 702-520-2020
Ticket office 725-780-3001
Raider Image 725-780-3004

Mark Davis Owner
Mike Mayock General Manager

COACHING STAFF

Jon Gruden Head Coach
D'Anthony Batiste
Edgar Bennett
Tim Berbenich
Rich Bisaccia
Tom Cable
Cameron Clemmons
Deuce Gruden
Paul Guenther
Nick Holz
Taver Johnson
Austin King
David Lippincott
Rod Marinelli
John Morton
A.J. Neibel
Greg Olson
Jim O'Neil
Rick Slate
Frank Smith
Travis Smith
Byron Storer
Kirby Wilson

COACHING OPERATIONS

Mark Arteaga
George Atkinson
Zach Cable
Duke Da Re
Jeff Leonardo

EQUIPMENT

Bob Romanski
Deavante Hall
Adam Johnson
John Miranda
Danny Molina

FIELDS

Zachary Longenecker
Collin Doebler
McCade Lynch
Sergio Nunez

FOOTBALL OPERATIONS

Pete Caracciolo
Tom Jones
Daniel Leder

MEDIA RELATIONS

Will Kiss
Katie Agostin
Evert Geerlings

MEDICAL/TRAINING STAFF

Chris Cortez
Drew Grant
Tim Harkins
Wes Hullinger
Lemar Mosley
Edgar Ortiz
Scott Touchet
H.Rod Martin
Dr. Steve Corday
Dr. Chad Hanson
Dr. Michael Miao
Dr. Will Rosenberg
Dr. Fred Nicola
Dr. Navdeep Singh

NUTRITION

Jake Brubaker
Ricky Ng

PLAYER DEVELOPMENT

Montelle Sanders
DeAngelo Shears

PLAYER PERSONNEL

Jim Abrams
Teddy Atlas
Courtney Bodine
Tom Bradway
Calvin Branch
Kyle Caballero
Taimoor Chatoor
Ben Chester
David Christoff
Zack Crockett
Quentus Cumbly
Duluan Daniels
Tom Delaney
Jack Gilmore
Matt Hand
John Hill
Dwayne Joseph
Walter Juliff
Walt King
Brendan Kirbach
Adam Maxie
Nolan Nawrocki
Dave Razzano
Greg Reuveni
Glenn Schembechler
Trey Scott

TEAM SECURITY

Bob Stiriti

VIDEO OPERATIONS

Joe Harrington
Jason Negus

QUICK FACTS

First Season: 1960 (American Football League)
Founding Co-owners and Directors: Y. Charles Soda, F. Wayne Valley, Robert L. Osborne, Don Blessing, Charles L. Harney, Roger D. Lapham, Jr., Wallace A. Marsh, William J. Hayes, Edward W. McGah

All-Time Record: Regular season: 473-432-11 (.522)
Postseason: 25-19 (.568)

AFL Championships: 1 - 1967

Super Bowl Championships: 3 - 1976, 1980, 1983

Division Titles: 17 - 1967-70, 1972-76, 1980, 1982-83, 1985, 1990, 2000-02

Conference: American Football Conference

Division: West Division

Stadium: Allegiant Stadium

Capacity: 65,000

Surface: Bermuda Grass

Year opened: 2020

Team Colors: Silver and Black

Radio: Lotus Broadcasting, Raider Nation Radio 920 AM and nationwide Raiders Radio Network

Preseason TV: KVVU (Fox 5 - Las Vegas)

INTEREST HOLDERS

A. BOSCACCI
JILL BOSCACCI LOVINGFOSS
FIRST FOOTBALL
WINKENBACH FAMILY
HARTMAN FAMILY
VAIL FAMILY
BOB SEAMAN
SARGENT FAMILY

Marc Badain

President

EXECUTIVES

Dan Ventrelle
Tom Blanda
Rosie Bone
Brandon Doll
Cheryl Nichols
Mark Shearer
Ed Villanueva

ADMINISTRATION

Kristi Bailey
Karen 'Fudge' Otten
Carolyn Paul

ALUMNI RELATIONS

Katie Flath
Shannon Jordan
Devon Lewis-Buchanan
Callie Welch

COMMUNITY RELATIONS/ PUBLIC AFFAIRS

Nick Alexander
Ebere Arum
Myles Hayes
Nick Markunas
Melissa Tailles
Mike Taylor
Erin Rauhauser

CORPORATE PARTNERSHIPS

Megan Cornell
Katy Crawley
Scott Erdmann
Karen Fontana
Jamie Gary
Dana Geary
Christian Howard
Bruce Moreno
Nicole Nardi
Holly Scarpinato
Andrew Shipp
Daniella Smith
Sarah Swartz
Hannah Thomas

CREATIVE

Cami Bennett
Sarah Eikmeier
Rebecca Finlay
David Machuca
Christopher Piret

DIGITAL AND SOCIAL MEDIA

Kasey Carlson
Vittorio Debartolo
Kyle Martin
Logan Norton
Eddie Paskal
Jim Plain
Matt Walks

EVENT OPERATIONS

Priscilla Almeida
Jourdan Bedrock
Clancey Chapman
Karissa Duran
Garrett Long

FACILITIES

Erick Estrada
Mark Nichols
Najja Williams

FOUNDATION

Julia Anderson

FINANCE

Benjamin Gerweck
Araxie Grant
Marc Kuzbari
Derek Person
Adam Sanda
Anne Wilcoxon

HUMAN RESOURCES

Nicole Adams
Sean Bustos
Kazuko Imura
Jennifer Levine
Jaime Stratton
Karla Tai

INFORMATION TECHNOLOGY

Freddy Aceves
Michele Amador
Ryan Dorsey
Luis Duenas
Andrew Ferrall
Matt Pasco
Nathan Rauhauser
Shawn Testa
Victoria Theis

LEGAL

Zahir Rahman

MARKETING

Brandon Clark

OPERATIONS

Brandon Chambers
Dona Verner

PHOTOGRAPHY

Matt Aguirre
Michael Clemens

PREMIUM SERVICE AND GUEST EXPERIENCE

Francisco Ascencio
Thomas Bold
Maria Carbajal
Kylee Chandler
Brooke DeGroot
Daniel Farrell
Ryann Gonzales
Robert Henriquez
Anwaar Lacy
Margo Malik
Qiana Martinez
Panos Pappas
Timothy Statezni
Cameron Stevens
Courtney Wood
Amir Zaffa

RAIDER IMAGE

Jesus Aguilar
Arienne Bautista
Ronald Bradley III
Jennifer Brawley
Freddy Carcamo
Barry DeVilbiss
Kris Fasoli
Sophia Goucher
Jackie Kaufman
Tamika Kelly
Jeanine Liebelt
Tom Lydon
Adrian Montoya
Andre Moyce
Alec Munoz
Erica Olive
Laura Provenzano
Dallas Redd
Jeff Romanski
Samantha Romero
Brad Stewart
Paul Taylor
Joseph Tesconi

RAIDERETTES

Bailey Black
Mandy Voecks
Prishia Yabes

REVENUE AND PLANNING ANALYTICS

Justin Barnes
Alexander Foster
David Griffin
Jack Levey
Esraa Malha
Jonathan Martinez
Wahaj Tariq

SECURITY

Greg Garrett
Dean Stavert

SILVER AND BLACK PRODUCTIONS

Steven Browning
Steven Camacho
Justin Casserly
Lauren Chandler
Sam Freed
Trisha Kirk
Monique Koman
Marcus Padilla
Brad Phinney
Jessica Romero
James Vega

STADIUM DEVELOPMENT AND OPERATIONS

Dominic Albertoni
Chloe Janfaza
Chris Sotirooulos
Donald Webb

STADIUM TOURS

Jay Chess
Michael Donato

STRATEGY AND BUSINESS DEVELOPMENT

Billy Lu
Gail Ream
Taylor Silva

TICKET OPERATIONS

Adam Feldman
Jaime LaFazia
Justin Lupo

TICKET SALES AND SERVICE

Sheldon Bell
Robert Coons
Matthew Hernandez
Howie Long
Tisha Miller
Nicholas Trujillo
Emily Zimmermann

MIKE MAYOCK

GENERAL MANAGER

4th Season in NFL
(2 as a player)

2nd Season with Raiders



Mike Mayock was named General Manager of the Raiders on Dec. 31, 2018, becoming just the third general manager in Raiders franchise history. Mayock previously served as an Emmy-nominated analyst and draft expert for the NFL Network and handled color commentary duties in the broadcast booth for both college and NFL games before joining the Silver and Black.

Mayock applied his expertise in player evaluation immediately, providing his own stamp on the Raiders' roster. His moves in free agency brought Pro Bowl tackle Trent Brown, wide receiver Tyrell Williams and defensive back Lamarcus Joyner to the Silver and Black during the 2019 early free agency period. The Raiders brought in a larger free agent haul in 2020, signing 12 new unrestricted free agents to address needs on both sides of the ball. The Raiders signed several potential starters on defense, bolstering the defensive line with the additions of defensive tackle Maliek Collins and defensive end Carl Nassib, the linebacker corps by signing Nick Kwiatkowski and Cory Littleton, while adding safeties Damarious Randall and Jeff Heath to the secondary. On offense, Mayock tabbed quarterback Marcus Mariota and future Hall of Fame tight end Jason Witten to provide depth and leadership.

Mayock's second NFL Draft with the Silver and Black in April saw the Raiders add speed, toughness and a desire for competition, identified as key "Raider traits," with seven picks through just four rounds. Roster needs at wide receiver and cornerback were addressed early, as explosive Alabama wide receiver Henry Ruggs III, the fastest player in the draft, and versatile Ohio State cornerback Damon Arnette were taken in the first round. Without a second-round pick, Mayock used three third-round selections to nab playmaking running back Lynn Bowden Jr. from Kentucky, South Carolina wide receiver Bryan Edwards and Clemson linebacker Tanner Muse. On the draft's third day, Mayock used a second draft-day trade to move up and select Clemson guard John Simpson, the fifth player plucked from "Death Valley" by the Raiders in two years, before rounding out the class by drafting Louisiana Tech cornerback Amik Robertson later in the fourth round.

In his first NFL Draft at the helm, Mayock and Head Coach Jon Gruden used four picks among the top-40 players selected to assemble a group of "foundational" standouts. The Raiders selected defensive lineman Clelin Ferrell from Clemson with the fourth-overall pick before adding Alabama running back Josh Jacobs and Mississippi State safety Johnathan Abram with late first-round selections. Mayock executed two trades on the draft's second day to move back to the 40th-overall spot, selecting Clemson defensive back Trayvon Mullen and netting additional fourth and fifth-round picks. The Raiders were involved in five draft-day trades in total, trading up in the fifth round to pick Clemson wide receiver Hunter Renfrow, helping complete a draft haul that earned plaudits from around the NFL.

In addition, five rookie free agents who signed with the Silver and Black immediately after the draft spent significant time on the active roster during the 2019 season, including fullback Alec Ingold, who was selected as Pro Bowl alternate, and punter A.J. Cole, who placed 33 punts inside the 20-yard line, tied for the third-most in Raiders history.

The Raiders' 2019 rookie class registered as one of the most immediately impactful in team history, producing the PFWA Offensive Rookie of the Year Award winner in Jacobs, while rookie defensive end Maxx Crosby, a fourth-round selection, finished the year as an AP Defensive Rookie of the Year finalist. As a whole, the 2019 draft class led the NFL in sacks (14.5), touchdowns from scrimmage (17), rushing yards (1,167), rushing touchdowns (seven), rushing first downs (60) and yards after catch (676), while finishing second in receptions (107), receiving yards (1,112) and first-down receptions (62).

Prior to assembling talent for the Raiders, Mayock's NFL Draft analysis had been one of the most respected voices among media, NFL front office personnel and team scouting departments. His expertise featured within the NFL Network's extensive coverage of the NFL Draft, including the show "Path To The Draft," as well as the network's exclusive coverage of the NFL Scouting Combine and the Reese's Senior Bowl.

Outside of the studio, Mayock served as the television analyst for the Philadelphia Eagles' preseason games since 2015. He also served as a game analyst for NFL Network's broadcasts of the Senior Bowl and East-West all-star game, as well as preseason analyst for the Minnesota Vikings for several seasons.

In 2010, Mayock became the color commentator for NBC's coverage of Notre Dame football, teaming with play-by-play announcer Tom Hammond. In January 2011, he teamed with Hammond to call NBC's broadcast of the NFC Wild Card playoff game between the New Orleans Saints and the Seattle Seahawks. The following year, he called an AFC Wild Card contest featuring the Cincinnati Bengals and the Houston Texans.

Mayock teamed with Brad Nessler to call the NFL Network's Thursday Night Football package from 2011-2013.


Prior to joining NFL Network, Mayock served as a college football analyst for ABC Sports (2001-03), Fox Sports Net (2000), and CBS Sports (1996-99). He also covered the NCAA Men's Basketball Tournament as a reporter for CBS (1997-99). From 1993-95, Mayock worked on ESPN's coverage of the Canadian Football League.

A 10th-round pick in the 1981 NFL Draft by the Pittsburgh Steelers, Mayock then played for the New York Giants from 1982-83. He is a member of the Boston College Hall of Fame, where he captained both the football and baseball teams. Mayock graduated from Boston College in 1980.

Mayock and his wife Amanda have four children (Leigh, Michael, Mackenzie and Jack).

BACKGROUND

Years	College/Pro Team	Position Coached
2019	Oakland Raiders	General Manager
2020	Las Vegas Raiders	General Manager



JON GRUDEN

HEAD COACH

21st Season in NFL

7th Season with Raiders



Jon Gruden returned as head coach of the Raiders on Jan. 9, 2018, welcoming back one of the most respected and successful coaches in the storied history of the Silver and Black. Gruden, who was first introduced as head coach of the Raiders over 20 years ago, served four seasons with the Raiders from 1998-2001.

In his second season back with the Silver and Black, Gruden oversaw the continued development of quarterback Derek Carr and an offense that proved explosive and dynamic in helping the team nearly double its win total from the previous season. Under Gruden's tutelage, Carr set a franchise record and ranked second in the NFL with a 70.4 completion percentage (361-for-513) and snapped a career high with 4,054 passing yards, becoming the first Raider to eclipse the 4,000-yard mark twice in his career. Carr was particularly dangerous in third-down situations, posting a league-best 14 TDs and a 127.4 passer rating, the eighth highest in the NFL since 1991.

Rookie running back Josh Jacobs set a franchise record with 1,150 rushing yards and seven TDs in his first season out of Alabama, garnering PFWA Offensive Rookie of the Year honors and becoming the second Offensive Rookie of the Year coached by Gruden (Carnell Williams – 2005). Tight end Darren Waller also emerged as an elite weapon, totaling 90 receptions for 1,145 yards and three TDs in his first full season of action. The offense was bolstered by a strong line that saw tackle Trent Brown and center Rodney Hudson receive Pro Bowl recognition.

The Raiders' 2019 rookie class registered as one of the most immediately impactful in team history, producing the award-winning Jacobs, while rookie defensive end Maxx Crosby, a fourth-round selection, finished the year as an AP Defensive Rookie of the Year finalist. As a whole, the 2019 draft class led the NFL in sacks (14.5), touchdowns from scrimmage (17), rushing yards (1,167), rushing touchdowns (seven), rushing first downs (60) and yards after catch (676), while finishing second in receptions (107), receiving yards (1,112) and first-down receptions (62).

Carr made significant strides during Gruden's first season back on the sideline in 2018, as he established career single-season highs in completions (381), passing yards (4,049) and completion percentage (68.9). Carr also piloted three fourth quarter/over-time game-winning drives on the season and set a franchise record by throwing 332 consecutive passes without and interception, a streak that covered 10 games.

The naming of Gruden marked his return to coaching after spending nearly a decade in broadcasting, including color analyst duties on the Monday Night Football franchise from 2009-2017. Gruden compiled a 95-81 (.540) regular season mark in 11 seasons as a head coach with the Raiders and the Tampa Bay Buccaneers (2002-08), and a 5-4 record (.556) in postseason contests, which includes a victory in Super Bowl XXXVII.

The youngest head coach in the NFL at age 34 upon his initial hire by Raiders Owner Al Davis in 1998, Gruden posted a 38-26 record (.594) and led the Silver and Black to back-to-back AFC West titles in 2000 and 2001. He guided the Raiders to an AFC Championship Game appearance in 2000, a campaign in which the Raiders set a franchise record with 479 points and led the NFL in rushing (154.4 avg.).

The Raiders ranked in the top-seven in total offense in three of Gruden's four seasons in Oakland, including the top-three in rushing twice and the top-seven in passing once. Defensively, Gruden's units twice ranked among the league's top-10 in total defense, including the fifth-overall rush defense in 2000 and two top-nine finishes in passing defense.

In all, Gruden-led teams have claimed five division championships and have recorded six seasons with nine-or-more wins. As a head coach, he has seen 24 different players combine for 42 Pro Bowl selections. He has also coached recipients of the Associated Press' Defensive Rookie of the Year (Charles Woodson – 1998), Defensive Player of the Year (Derrick Brooks – 2002) and Offensive Rookie of the Year (Carnell "Cadillac" Williams – 2005) Awards. In addition, Rich Gannon was tabbed for the Maxwell Club's Bert Bell Award as the league's Most Valuable Player in 2000 and four players who Gruden tutored as a head coach have been enshrined in the Pro Football Hall of Fame: Jerry Rice (2010), Warren Sapp (2013), Brooks (2014) and Tim Brown (2015).

Regarded as one of the league's top quarterback mentors, Gruden tutored Gannon to three Pro Bowl selections in Oakland and two of the then-top three

COACHING BACKGROUND

Years	College/Pro Team	Position Coached
1986-87	Tennessee	Graduate Assistant
1988	Southeast Missouri State	Passing Game Coordinator
1989	Pacific	Wide Receivers
1990	San Francisco 49ers	Offensive Assistant
1991	Pittsburgh	Wide Receivers
1992	Green Bay Packers	Offensive Assistant
1993-94	Green Bay Packers	Wide Receivers
1995-97	Philadelphia Eagles	Offensive Coordinator
1998-01	Oakland Raiders	Head Coach
2002-08	Tampa Bay Buccaneers	Head Coach
2018-19	Oakland Raiders	Head Coach
2020	Las Vegas Raiders	Head Coach



single-season passing yardage totals in Raiders history. Gannon was the first of three quarterbacks under Gruden as a head coach to be selected for the Pro Bowl (1999-2001), as both Brad Johnson (2002) and Jeff Garcia (2007) earned recognition during his time with the Buccaneers. Gruden became just the fifth head coach since 1980 to win four-or-more division titles with four different quarterbacks starting in the playoffs.

Gruden joined ESPN in 2009 as an analyst for Monday Night Football and contributed analysis year-round on ESPN's platforms, earning six Sports Emmy nominations. In addition to Monday Night Football, Gruden was part of ESPN's annual NFL Draft coverage and his Gruden's QB Camp series became one of the network's most anticipated programs each year.

His QB Camp primetime series debuted in 2010, featuring in-depth, one-on-one interviews and film sessions in which he mentored top quarterback prospects, including the Raiders' current signal-caller Derek Carr. The success of Gruden's QB Camp show led to similar specials, including a Gruden's Champ Camp special with New Orleans Saints Super Bowl winners Drew Brees and Sean Payton in 2010, as well as a SportsCenter Special with Brett Favre prior to his enshrinement in the Pro Football Hall of Fame.

In addition to his NFL role, Gruden called numerous college football telecasts for ESPN, including the Rose Bowl (2010) and BCS National Championship games (2010 and 2011) for ESPN Radio, and the 2011 and 2012 Outback and Orange Bowl games, where he worked alongside former MNF partner Mike Tirico and others.

Gruden conducted regular film study at his Tampa office — affectionately named the FFCA (Fired Football Coaches Association), welcoming high school, college and professional coaches to discuss football strategy, philosophy and to review game film.

Gruden spent seven seasons as head coach of the Tampa Bay Buccaneers, finishing his time there as the winningest coach in franchise history by compiling a 57-55 (.509) regular-season record, while leading the Buccaneers to three division titles and a 3-2 mark in the postseason. Under Gruden's direction, Tampa Bay posted three top-15 finishes in passing offense and boasted five top-five defenses, including the league's overall leader in defense in both 2002 (252.8 avg.) and 2005 (277.8 avg.). The Buccaneers' defensive units also led the NFL in passing defense in 2002 (155.6 avg.), 2004 (161.2 avg.) and 2007 (170.5 avg.).

Tampa Bay posted a 9-7 record in 2008, narrowly missing the playoffs despite recording the team's most net passing yards (3,619) since 2003 and scoring the second-most points (361) in team history at the time. Additionally, the Bucs eclipsed 1,800 yards rushing (1,837) for the third time in four seasons and the defense tied for third in the league with 22 interceptions.

In 2007, Gruden led the Buccaneers to their third NFC South title in six years, becoming the first coach in team history to claim three division titles. He also became the first coach to win multiple NFC South titles since the division was created in 2002 and his five-career division crowns were tied for second among active coaches at the time. Gruden's quarterbacks set a franchise record by throwing just eight interceptions, which was the lowest single-season total in team history. The team averaged 4.17 yards per rushing attempt, which ranked second in club history, and the 117.0 yards per game on the ground marked the sixth-highest average in team annals. Garcia was named to the Pro Bowl after establishing a team mark with a 1.2 interception percentage. Defensively, the Bucs ranked second in the NFL (278.4 avg.) and topped the league in passing defense (170.5 avg.).

Gruden started three different quarterbacks during the 2006 season with Chris Simms starting the first three games before suffering an injury. Bruce Gradkowski started 11 contests and established himself among the top rookie signal callers in team history, instituting several rookie passing marks before giving way to Tim Rattay for the final two games of the season.

The Buccaneers notched an 11-5 record and their second NFC South title in four years in 2005, led by Associated Press Offensive Rookie of the Year Williams, who set a Tampa Bay record with 1,178 rushing yards. After starting quarterback Brian Griese went down with a season-ending injury, Simms led the Bucs to wins in six of the team's final eight games and posted a 61.0 completion percentage to lead the team into the playoffs for the first time since 2002. The defense finished as the top-ranked unit in the league (277.8 avg.), marking the fourth-straight year that the team ranked among the top-five in total defense, and the second time that the group ranked first under Gruden.

In 2004, Griese ranked first in the NFL with a 69.3 completion percentage and established franchise marks for passer rating (97.5) and yards per pass attempt (7.8 avg.). Griese also began a streak of 12 consecutive games with a touchdown pass that extended into the 2005 season. Rookie wide receiver Michael Clayton flourished under Gruden's watch, leading the team and finishing first among NFL rookies with 80 receptions for 1,193 yards.



The Buccaneers' offensive revival continued in 2003 as the team broke the franchise record for total offense (340.8 avg.) and passing offense (237.8 avg.), posting top-10 marks in both categories. On defense, the unit ranked fifth in the NFL (279.1 avg.) and boasted the league's third-best passing defense (169.4 avg.).

Gruden piloted Tampa Bay to its first-ever Super Bowl in 2002, his first season as head coach of the Buccaneers. The team established a franchise record with 12 wins, eclipsing the previous mark of 11 set in 1999, and the Bucs' 15 overall wins were the most by a Tampa Bay team in single season. Gruden became the youngest head coach in NFL history to win a Super Bowl and was also the first non-rookie head coach in the history of the NFL to lead his group to the Super Bowl in his first season with a new team. In addition, Gruden became just the third coach since 1966 to win 40 games before his 40th birthday while also becoming only the third head coach in NFL history to lead a different team to a playoff appearance in consecutive years.

The Buccaneers' offense came together during the stretch, averaging 35.3 points and 334.0 yards per game in its three postseason contests. The offensive line surrendered just one sack in the postseason after allowing 2.6 sacks per game during the regular season.

Under Gruden's tutelage, Johnson finished first in the NFC and third in the NFL in passer rating (92.9) and established single-season club records in touchdowns (22), completion percentage (62.3), interception ratio (1.3) and passer rating. He be-

came the first quarterback in Buccaneers history to lead the NFC in passer rating and earned two NFC Offensive Player of the Week honors, becoming the first player in club history to accomplish that feat.

The 2002 Buccaneer defense made its case as one of the top defensive units in NFL history, as Tampa Bay became the first team since the 1985 Chicago Bears to lead the league in total defense, fewest points allowed and total interceptions in the same season. Tampa Bay ranked first in the NFL in both total defense (252.8 avg.) and pass defense (155.6 avg.) for the first time in team history. The Buccaneers' defense also ranked first in the league in fewest points allowed per game (12.3), opponent passer rating (48.4), interceptions (31), fewest yards per play (4.2) and fewest first downs (236).

In 2002, the Buccaneers' defense featured five Pro Bowlers: 2002 NFL Defensive Player of the Year Brooks, John Lynch, Shelton Quarles, NFC sack leader Simeon Rice and Sapp. Cornerback Brian Kelly tied for the NFL lead with eight interceptions and Rice led the NFC and ranked second in the NFL with 15.5 sacks.

Gruden posted a 38-26 record in four seasons in Oakland, notching a win total that currently ranks fourth among all-time Raiders head coaches. He led Oakland to back-to-back division titles in 2000 and 2001, marking the first time since 1982-83 that the Raiders won consecutive AFC West crowns. Under Gruden, the Raiders hosted the AFC Championship Game after the 2000 season and advanced to the AFC Divisional Playoffs in 2001, while ranking among the league's top-10 offenses in his final three campaigns in Oakland. He also coached eventual NFL Most Valuable Player Gannon for three seasons, helping Gannon pass for 11,098 yards on 949-for-1,537 passing (61.7 percent) with 79 touchdowns and just 34 interceptions from 1999-2001.

The Raiders boasted the league's seventh-ranked offense (335.1 avg.) in 2001 en route to an AFC West title. The Silver and Black went 6-2 against AFC West opponents and Brown totaled 91 receptions for 1,165 yards with nine touchdowns. Five Raiders were named to the AFC Pro Bowl squad: Brown, Gannon, Lincoln Kennedy, Shane Lechler and Woodson.

The Raiders ranked among the NFL's elite in offense, defense and special teams under Gruden's leadership in 2000, as the Silver and Black advanced to the AFC Championship Game for the first time since 1990. The offense led the league in rushing (154.4 avg.) and ranked third in the NFL in scoring with 30 points per game. Oakland's 58 touchdowns were tied for the second-most in the league. The Raiders ranked fifth in the NFL in rushing defense (96.9 avg.) and seventh in the league in takeaways (37). The Raiders led the AFC in touchbacks (15) and the NFL in net punting average (38.0 avg.). Gruden and his staff also led the AFC squad to a 38-17 victory in the Pro Bowl, a game that saw Gannon earn the first of his two consecutive Pro Bowl Most Valuable Player awards.

In 1999, Gruden led the Raiders to an 8-8 record despite facing the toughest schedule of any NFL team. The Raiders ranked third in rushing yards (2,084) and fifth in total offense in 1999 (355.8 avg.). In 1998, Gruden's first year as a head coach, he led the Silver and Black to a four-game improvement over the previous year, going 8-8 and establishing a solid defense that ranked fifth in the NFL (284.4 avg.).

Gruden was the third-youngest head coach in Raiders history at age 34 when he was hired in 1998. Al Davis was 33 when he was named head coach and general manager of the Raiders in 1963 and John Madden was 32 when he was promoted to the top post in 1969.

Prior to beginning his initial tenure in Oakland, Gruden was a seven-year NFL assistant, helping his teams qualify for the playoffs five times. Gruden spent three seasons (1995-97) as offensive coordinator for the Philadelphia Eagles. He was the NFL's youngest offensive coordinator at age 31 when head coach Ray Rhodes hired him in 1995. The Eagles posted a record of 26-21-1 during his time in Philadelphia, including playoff appearances in 1995 and 1996.

In 1997, the Eagles ranked third in passing, fifth in rushing and fourth in total offense in the NFC. In 1996, they led the NFL in passing, ranked third in rushing and led the conference in total offense. In 1995, his first season as a coordinator, Philadelphia finished fourth in the NFL in rushing (132.6 avg.).

Before joining Philadelphia, Gruden worked for three years at Green Bay from 1992-94. He served as an offensive assistant to head coach Mike Holmgren in 1992 and spent the 1993 and 1994 seasons as Green Bay's wide receivers coach. Gruden worked as offensive assistant to head coach George Seifert with the San Francisco 49ers in 1990, also assisting then-offensive coordinator Holmgren and helping the 49ers to a 14-2 record and an NFC Championship Game appearance.

Gruden served five years in the college ranks, spending the 1991 season as wide receivers coach under Paul Hackett at the University of Pittsburgh after coaching wide receivers at University of Pacific in 1989 and logging a stint as passing game coordinator at Southeast Missouri State in 1988. He entered the coaching profession as a graduate assistant at the University of Tennessee in 1986 and 1987, helping the Volunteers to a 17-7-1 record and victories in the Liberty and Peach Bowls.

Born August 17, 1963 in Sandusky, Ohio, Gruden attended South Bend (Ind.) Clay High School and was a three-year letterman at quarterback at the University of Dayton, graduating in 1985 with a degree in communications. He helped the Flyers to a 24-7 record in three years and was honored with the prestigious Lt. Andy Zulli Memorial Award, given to the senior player who best exemplifies the qualities of sportsmanship and character. Gruden and his wife, Cindy, a former University of Tennessee cheerleader, have three sons, Deuce, who is in his third season as an assistant strength and conditioning coach for the Silver and Black, Michael and Jayson.

Heavily involved in the community at each of his coaching stops, Gruden and his wife have hosted youth groups at games and camps, worked on fundraising and awareness campaigns for the American Red Cross, the Humane Society of Tampa Bay and the Muscular Dystrophy Association. Gruden has worked to raise awareness about youth sports funding through the FCCA, hosting events that recognize the work of local high school coaches and presenting deserving programs with grant support and equipment. In 2015, the Moffitt Cancer Center dedicated the Gruden Huddle Room at the Moffitt McKinley Outpatient Center in Tampa in recognition of the Gruden family's support.

Gruden's father, Jim, is a long-time veteran of professional, collegiate and high school football coaching and scouting. He served as a personnel consultant with the Tampa Bay Buccaneers after spending 17 seasons in the San Francisco 49ers' scouting department. He was Tampa Bay's Director of Player Personnel (1984-86) and running backs coach (1982-83), joining the NFL after coaching stops at the college and high school levels.

Gruden's brother, Jay, is entering his first season as offensive coordinator for the Jacksonville Jaguars after spending six seasons as the head coach of the Washington Redskins. He joined Washington after serving as offensive coordinator for the Cincinnati Bengals (2011-13), head coach (2010) and offensive coordinator (2009) for the Florida Tuskers of the United Football League (UFL) and was an offensive assistant under his brother for the Tampa Bay Buccaneers for seven seasons (2002-08). Jay spent 18 seasons in the Arena Football League, earning induction into the AFL's Hall of Fame in 1999.

COACHING RECORD


Year	NFL Team	Record	Playoffs
1998	Oakland	8-8	
1999	Oakland	8-8	
2000	Oakland	12-4	1-1
2001	Oakland	10-6	1-1
2002	Tampa Bay	12-4	3-0
2003	Tampa Bay	7-9	
2004	Tampa Bay	5-11	
2005	Tampa Bay	11-5	0-1
2006	Tampa Bay	4-12	
2007	Tampa Bay	9-7	0-1
2008	Tampa Bay	9-7	
2018	Oakland	4-12	
2019	Oakland	7-9	
Total		106-102 (.510)	5-4 (.556)

D'ANTHONY BATISTE

STRENGTH AND CONDITIONING ASSISTANT

11th Season in NFL
(8 as a player)

3rd Season with Raiders



D'Anthony Batiste enters his 11th NFL season in 2020 and third as a Raiders strength and conditioning assistant. He brings 12 years of playing experience as an offensive lineman to the post, competing at the sport's highest levels.

Using his experience as a former offensive lineman, Batiste has worked extensively with offensive and defensive linemen during his first two years with the Silver and Black, tailoring his training to increase their skill sets in the trenches. In 2019, Batiste's training helped T Trent Brown and C Rodney Hudson as they each earned Pro Bowl honors, while G Richie Incognito was named a Pro Bowl alternate. The Raiders offensive line also paved the way for Pro Bowl alternate RB Josh Jacobs, who was the first-ever 1,000-yard rookie rusher in team history.

Batiste helped the 2019 rookie class successfully transition from college to the NFL as they combined to lead the NFL in scrimmage touchdowns (17), sacks (14.5), yards after the catch (676), rushing yards (1,167) and rushing touchdowns (seven) among their rookie peers.

In 2018, his work with the men upfront helped produced Pro Bowl alternates in Hudson and G/T Kelechi Osemele. Batiste also worked with TE Jared Cook as he earned his first Pro Bowl selection, while setting career highs in receptions (68), receiving yards (896) and touchdowns (six). Cook tied for third-most among tight ends with four 100-yard games, including a franchise best performance among his position group in Week 1 with 180 yards.

Batiste came to the Raiders following his playing career in the Canadian Football League for the Edmonton Eskimos. He played in 56 games for Edmonton, helping the team capture the Grey Cup in 2015.

PERSONAL: Native of Marksville, La. ...Has numerous certifications, including USAW Level 1, personal training, health and wellness, CPR and AED...Currently completing his degree at Louisiana-Lafayette...Spent eight seasons as an NFL offensive lineman, playing for the Dallas Cowboys, Arizona Cardinals, Atlanta Falcons, Denver Broncos, Washington Redskins, Carolina Panthers and Pittsburgh Steelers...Appeared in 37 career games and made 14 starts...Made 10 starts with the Cardinals in 2012 and four starts for the Falcons in 2007...Played in 56 games from 2014-17 with the Edmonton Eskimos and was named a West Division All-Star at right tackle and the team's most outstanding offensive lineman in 2015...Originally joined the Eskimos in 2006 before the club let him out of his contract to join the Dallas Cowboys...Went undrafted in 2004...Played collegiately at Louisiana-Lafayette, appearing in 39 games and earned second-team All-Sun Belt honors as a senior in 2003.

COACHING BACKGROUND

Years	College/Pro Team	Position Coached
2018-19	Oakland Raiders	Strength and Conditioning Assistant
2020	Las Vegas Raiders	Strength and Conditioning Assistant



EDGAR BENNETT

WIDE RECEIVERS

28th Season in NFL
(8 as a player)

3rd Season with Raiders



COACHING BACKGROUND

Years	College/Pro Team	Position Coached
2005-10	Green Bay Packers	Running Backs
2011-14	Green Bay Packers	Wide Receivers
2015-17	Green Bay Packers	Offensive Coordinator
2018-19	Oakland Raiders	Wide Receivers
2020	Las Vegas Raiders	Wide Receivers

Edgar Bennett, now entering his 28th season in the NFL, embarks upon his third year with the Silver and Black as the club's wide receivers coach.

Bennett's ability to develop young players was magnified in his second season with the Silver and Black in 2019, as rookie WR Hunter Renfrow recorded one of the most prolific campaigns by a rookie receiver in club history. Renfrow logged 49 receptions for 605 yards and four touchdowns, marks that rank second, sixth and tied for fourth, respectively, in franchise annals among all rookie players. Under Bennett, Renfrow became a third-down machine, notching 16 first-down receptions on third down, the second-most in the NFL among rookies. Furthermore, Renfrow was one of two players in the NFL, joining DeSean Jackson, to tally multiple receiving touchdowns of at least 50 yards on third down.

With another year of change at the wide receiver position, Bennett worked to provide a seamless transition between his receivers and QB Derek Carr, who set career highs in yards, completion percentage, yards per attempt and passer rating, while connecting with 10 different wide receivers throughout the year. Bennett was also tasked with mentoring newly acquired free agent signing WR Tyrell Williams. Although hampered by a foot injury for the majority of the season, Williams led the club with six touchdown receptions in addition to his 42 catches and 651 receiving yards. Among players with at least 40 receptions in 2019, Williams' average of 15.5 yards per reception was tied for 13th-most in the NFL.

In Bennett's first season with the Raiders in 2018, he oversaw a group of wide receivers that provided flexibility and interchangeability in the offense. Leading the way was WR Jordy Nelson, who spent 10 years in Green Bay under Bennett. Nelson finished second on the team in both yards (739) and touchdown receptions (three), while finishing third in receptions (63). Under Bennett's direction, WR Seth Roberts set career highs in both receptions (45) and yards (494), while adding two scores to his campaign.

Bennett came aboard the staff in 2018 having spent the previous 17 seasons with the Packers' club in multiple roles, serving as the team's offensive coordinator from 2015-17, wide receivers coach from 2011-14, running backs coach from 2005-10 and as the team's director of player development from 2001-04. Bennett also spent five seasons playing running back for the Packers. As a player and coach, Bennett has won 11 division titles, appeared in six conference championships and won both Super Bowl XXXI in 1996 and XLV in 2010.

During his tenure as the offensive coordinator, Bennett helped orchestrate an offense that finished with 96 touchdown passes since 2015, the most in the NFC and second most in the NFL during that time frame despite missing All-Pro quarterback Aaron Rodgers for nine games in 2017 due to injury. As a former running back, Bennett was able to guide his running back corps to an average of 4.41 yards per carry in the same time frame, a mark that ranked sixth in the NFL. Additionally, Bennett led an offense that ranked eighth since 2015 with a 58.8 percent conversion rate in the red zone, including a third-place finish in 2017 with a success rate of 61.9 percent.

In 2017, Bennett's offense ranked fifth in the NFL in yards per rush (4.47 avg.), despite having to shuffle the backfield due to numerous injuries, including starting RB Ty Montgomery who missed eight games. The offense also tied for sixth in the NFC with 25 touchdown passes on the season.

Guided by Bennett, Rodgers put together one of the most prolific passing seasons in club history in 2016, tossing for 4,428 yards, completing over 400 passes for a completion percentage of 65.7, while adding an NFL-high 40 touchdowns through the air to just seven interceptions. In wake of Rodgers' success under Bennett's tutelage, Nelson and WR Davante Adams combined for a league-best 26 touchdown receptions. Nelson led the league with 14 scores of his own, adding 1,257 yards receiving and 97 receptions, the fifth most in the Packers history, en route to earning the NFL's Comeback Player of the Year Award. Additionally, the offense as a whole averaged 27.0 points per game, the fourth-best mark in the league.

At the helm of the offense for the first time in 2015, Bennett emphasized ball security, as the team's 17 turnovers were the fifth fewest in club history and also ranked fourth fewest in the NFL that year. Bennett's primary focus was most apparent with Rodgers, as he posted the third-best pass interception percentage (1.4) in the NFL, throwing just seven interceptions on 572 attempts. Bennett oversaw an offense that saw its quarterback post over 30 touchdown passes (31) for the fifth time in career. Green Bay also rostered four wide receivers that notched at least 50 receptions in the same season, just the third time (1983 and 2002) the feat has been accomplished since 1940. The offense's incredibly efficient play helped guide the club to a franchise record seventh consecutive playoff berth (2009-15).

From 2011-14, Bennett put together one of the finest receiving trios in the NFL, as WRs Randall Cobb, James Jones and Nelson made the Packers one of just three teams to roster three receivers with at least 20 receiving scores each during that span. The three combined for 92 receiving touchdowns. Nelson accounted for 43 of those, the fourth-most in the NFL since 2011 and also finished sixth in the league with 4,841 receiving yards in the same time frame.

In 2014, Bennett mentored Cobb and Nelson to one of the greatest single-season performances the NFL has seen by two teammates, as they became the first duo in league history to each record 90-plus receptions, 1,200-plus yards and 12-plus receiving touchdowns. Nelson's 1,519 receiving yards set a club record, while his 98 receptions were fourth-most in franchise annals. For Cobb, it was the first 1,000-yard season of his career. The two both earned Pro Bowl selections after becoming the first pair of Packers players to notch at least 90 receptions in the same season.

A 2013 campaign saw Green Bay receiving corps account for 3,319 yards receiving, the second most in a single season in club history, despite dealing with the loss of Rodgers for seven games due to injury. With four different quarterbacks taking the snap from under center that season, the group of receivers still managed to average 207.4 yards per game, second most in the league.

In 2012, Jones led the NFL with 14 receiving touchdowns, becoming the first Packer to lead the league in receiving scores since WR Shannon Sharpe (18) accomplished the feat in 1994. With the absence of two of their top wide receivers for multiple games, Bennett helped second-year receiver Cobb emerge as a versatile threat, as he led the team with 80 receptions and 954 yards, while also hauling in eight touchdown passes.

In 2011, the receivers posted some of the best numbers in club history, accounting for a team-record 3,667 yards receiving and 38 touchdowns, the second-highest touchdown total in NFL history by a receiving group at the time. Bennett coached Nelson to a career-high 15 touchdown receptions, the third most in team history, adding 68 receptions for 1,263 yards (18.6 avg.), marking the second-best receiving average in the league that year among wide receivers with at least 50 receptions. Wide receiver Greg Jennings earned a Pro Bowl selection that season, posting 949 yards and nine touchdowns in just 13 games played.

Prior to his move to wide receivers, Bennett served six years as a running backs coach for the Packers from 2005-10. In his six years, Bennett coached running backs to 1,000-yard seasons three different times.

In his last season as running backs coach, Bennett oversaw the development of sixth-round draft pick RB James Starks, who set a franchise rookie playoff-record with 123 rushing yards in 2010 in the NFC Wild Card round and was instrumental down the stretch during the Packers' Super Bowl XLV title run. From 2008-09, Bennett coached RB Ryan Grant to over 1,200 yards on the ground in consecutive seasons, just the third tailback in team history to accomplish the feat. Grant also finished second in the NFC in 2009 with 11 rushing scores, the most by a Packers running back since 2003.

Bennett was key to the initial progress of Grant in 2007, Grant's first season with the team, as he totaled five 100-yard performances and set a Green Bay postseason record with 201 yards on the ground against the Seahawks. In 2006, Bennett helped lead the Packers' all-time leading rusher RB Ahman Green to his final 1,000 yard season. Due to injuries in Year 1 as running backs coach in 2005, Bennett mentored undrafted rookie RB Samkon Gado to the second-most productive season by a first-year running back in club history, as Gado posted 582 yards and six scores on the ground.

Prior to his move to coaching, Bennett spent four years in the Packers front office, serving as the team's director of player development from 2001-04. Bennett and his developmental cast around him were recognized in 2003 as the NFC's best player development department.

PERSONAL: Native of Jacksonville, Fla. ...Played eight seasons in the NFL for the Green Bay Packers and Chicago Bears... Was the Packers' fourth-round selection in the 1992 NFL Draft...Played in 112 games, starting 77 of them and tallied 3,992 yards rushing on 1,115 carries and added 21 touchdowns...Also added 284 receptions for 2,245 yards and 10 receiving touchdowns...Became the fifth running back in Packers annals to rush for 1,000 yards in a season during the 1995 season as he finished with 1,067...Started for the Packers in their Super Bowl XXXI victory...Was a four-year starter at Florida State (1987, 1989-91) and graduated with a bachelor's degree in social science, with a primary emphasis in political science and a secondary emphasis in sociology...Inducted into the Florida State Athletic Hall of Fame in 2005...Attended Robert E. Lee High School in Jacksonville (Fla.) and earned first-team all-state honors...Has a wife, Mindy, a son, Edgar IV, and daughter, Elyse Morgan.



TIM BERBENICH

QUALITY CONTROL - OFFENSE

18th Season in NFL

3rd Season with Raiders



Tim Berbenich enters his third season with the Silver and Black, bringing 17 years of NFL experience. Berbenich is also in his second stint on Head Coach Jon Gruden's staff, as he served as the offensive quality control coach with the Tampa Bay Buccaneers from 2006-08. Berbenich joined the Raiders in 2018 after spending five seasons with the Indianapolis Colts.

In 2019, Berbenich helped guide an offense that showed improvements in many major statistical categories from the 2018 season, including net yards (336.2 in 2018 to 363.7 in 2019), third down percentage (37.1 avg. to 43.8 avg.), touchdown passes (19 to 22), giveaways (24 to 17), points per game (18.1 avg. to 19.6 avg.), rushing yards per game (101.8 avg. to 118.3 avg.) and passing yards per game (234.4 avg. to 256.9 avg.).

Additionally, Berbenich helped oversee QB Derek Carr, who in his sixth year in the NFL set career highs in passing yards (4,054) and passer rating (100.8), including a franchise-record 70.4 completion percentage. Berbenich also helped produce major offensive contributions from the 2019 rookie class who combined for a team-record 17 touchdowns, the most in the NFL among all rookie draft classes, highlighted by RB Josh Jacobs, who became the first rookie in franchise history to surpass 1,000 rushing yards.

During his first season with the Raiders in 2018, Berbenich helped coach Carr to then-personal bests in passing yards (4,049), completion percentage (68.9 percent) and yards per attempt (7.3 avg.). Additionally, Carr set a franchise record with 332 consecutive pass attempts without an interception. Berbenich also saw TE Jared Cook earn his first Pro Bowl honor in 2018 after recording career highs in receiving yards (896), receptions (68) and touchdowns (six).

In his five seasons with the Colts, Berbenich assisted in numerous roles on both the offense and defense, serving as the team's offensive assistant from 2013-14, defensive assistant in 2015 and offensive assistant/assistant quarterbacks coach in 2016-17. The team won two division titles (2013-14) in Berbenich's first two seasons as an offensive assistant, going 11-5 in back-to-back seasons.

In his last two seasons as offensive assistant/assistant quarterbacks coach (2016-17), Berbenich worked closely with second-year QB Jacoby Brissett, who started 15 games for the Colts in 2017. Brissett passed for over 3,000 yards in his first year as a starter and tied for sixth in the NFL for lowest pass interception percentage (1.5). In 2016, Berbenich helped QB Andrew Luck, as he set a career-high 63.5 completion percentage while also finishing in the top-10 in the NFL in passing yards (4,240, eighth) passing touchdowns (31, fifth) and passer rating (96.4, ninth).

In his one-year stint as a defensive assistant (2015), Berbenich assisted in two Pro Bowl selections in S Mike Adams and CB Vontae Davis, both who earned the honor for the second consecutive campaign. The Colts scored five defensive touchdowns under his tutelage, tied for the most in club history. In addition, the defense's five interceptions returned for a score tied for first in the NFL and their 17 picks total ranked sixth.

In his first two seasons as an offensive assistant with the Colts (2013-14), Berbenich helped guide an offense that ranked fifth in passing yards per game (269.3 avg.) and seventh in total offense (374.2 avg.) from 2013-14. The offense also ranked seventh with 89 touchdowns during that same time frame. In 2014, the club set a franchise record with 6,506 net yards and 4,894 net passing yards, while recording the second-highest point total (458) in the NFL that season. In 2013, the Colts amassed 1,743 total yards on the ground, the most by the club since 2006. The offense's 14 turnovers established a new franchise record, while the team also became the first club since 2002 to finish with the least amount of turnovers and penalties in a single season.

Before joining the Colts' staff, Berbenich served as an assistant wide receivers coach with the Tampa Bay Buccaneers from 2009-11. In 2010, he mentored rookie WR Mike Williams to 65 receptions, 964 yards receiving and 11 touchdowns, marks that led the NFL among rookies with his 11 touchdowns tied for fourth league wide. Williams finished second in voting for the Associated Press Offensive Rookie of the Year.

In 2009, WR Antonio Bryant led the club's wide receivers with 600 yards and four touchdowns, both second overall on the team, while rookie seventh-round draft pick WR Sammie Stroughter enjoyed a successful first campaign and finished third on the team with 31 receptions.

In 2008, Berbenich served as Tampa Bay's assistant running backs coach. That year, the team surpassed 1,800 rushing yards for the second consecutive season, with two players passing the 500 yard mark.

From 2006-07, Berbenich served as the team's offensive quality control coach under current Raiders Head Coach Jon Gruden. He helped mentor an offense that saw WR Joey Galloway cross 1,000 yards and six touchdown receptions in consecutive seasons. On the ground, RB Earnest Graham had the best season of his career in 2007, totaling career highs in rushing yards (898) and touchdowns (10), while also adding 49 receptions for 324 yards.

Prior to joining the Buccaneers, Berbenich broke into the NFL coaching ranks with the New York Jets as offensive assistant in 2003-04 and additionally as a quality control coach for the team in 2005. He helped coach the team to two postseason appearances (2002 and 2004) during his tenure with the team.

PERSONAL: Native of Huntington, N.Y. ...Before coaching, served in the New York Jets team operations department as an intern in 2000, before earning a full-time role in 2002 as an operations assistant...Attended Hamilton College, where he played wide receiver while also completing his degree in economics...Has a wife, Diane, and two sons, Jack (10) and Drew (seven).

COACHING BACKGROUND

Years	College/Pro Team	Position Coached
2002	New York Jets	Operations Assistant
2003-04	New York Jets	Offensive Assistant
2005	New York Jets	Offensive Assistant/ Quality Control
2006-07	Tampa Bay Buccaneers	Offensive Quality Control
2008	Tampa Bay Buccaneers	Assistant Running Backs
2009-11	Tampa Bay Buccaneers	Assistant Wide Receivers
2013-14	Indianapolis Colts	Offensive Assistant
2015	Indianapolis Colts	Defensive Assistant
2016-17	Indianapolis Colts	Offensive Assistant/ Assistant Quarterbacks
2018-19	Oakland Raiders	Quality Control - Offense
2020	Las Vegas Raiders	Quality Control - Offense



RICH BISACCIA

ASSISTANT HEAD COACH/ SPECIAL TEAMS COORDINATOR

19th Season in NFL

3rd Season with Raiders



Now in his 37th year of coaching, Rich Bisaccia enters his third season with the Silver and Black in 2020 and 10th with Head Coach Jon Gruden, having previously spent seven years together in Tampa Bay from 2002-08.

Bisaccia's resume includes 18 seasons of experience as a special teams coordinator in the NFL with the Raiders (2018-19), Dallas Cowboys (2013-17), San Diego Chargers (2011-12) and Tampa Bay Buccaneers (2002-10). Bisaccia, now entering his 19th season as an NFL coach, spent five seasons with the Dallas Cowboys as the special teams coordinator before joining the Raiders in 2018, including the last three with the added role of assistant head coach.

Last season, Bisaccia's special teams excelled in multiple areas, with undrafted rookie standout P AJ Cole highlighting the punting unit. Cole set rookie club records in punting average (46.0 avg.), net average (39.4 avg.) and punts downed inside the 20-yard line (33). Leading the league from Weeks 11-17 with 18 punts downed inside the 20-yard line, Cole's 33 total for the year are tied third-most in franchise history and ranked fifth in the NFL this past season. Cole also booted a 74-yard punt, the third-longest punt in team history and sixth-longest by a rookie in NFL history. Under Bisaccia, the team's punting average of 46.0 yards per punt finished as the 13th-best figure in the NFL last season, which marked an 18-spot improvement.

The unit also finished eighth in the NFL by holding opponents to an average of just 20.9 yards per kickoff return, a 14-spot improvement from their 22nd-place finish in 2018. Additionally, the Raiders held opponents to an average starting line of 24.1 following kickoffs, the fifth-best mark in the NFL. With Bisaccia's oversight, undrafted rookie CB Keisean Nixon compiled a team-high nine tackles on the unit. Nixon's nine stops are tied for sixth-most by a rookie in team history.

In 2018, Bisaccia fielded a unit that ranked third in punt return average (11.6) and eighth in the NFL in average starting position after kickoffs (25.8-yard line). Standouts on his special teams units were WR/RS Dwayne Harris and rookie K Daniel Carlson. Reunited with Harris from their days together with the Cowboys, Harris took home two AFC Player of the Week Honors for his exceptional performances in Weeks 4 and 16, while Carlson notched one of his own in Week 11.

Under Bisaccia, Harris averaged 14.1 yards per punt return on the season, good for the second-best single-season mark in franchise history and tying for the NFL lead in 2018. Harris also returned a punt for a touchdown, the club's first punt return score since the 2008 campaign. Additionally, Harris finished 10th in the NFL by finishing with a 22.9-yard kickoff return average.

Carlson joined the team ahead of Week 8 and finished his rookie campaign connecting on 16-of-17 field goal attempts for a franchise-record 94.1 field goal percentage. Carlson was one of 25 kickers to attempt at least three field goals from beyond 50 yards, but was one of just two to be true on all attempts. Before Carlson's arrival, K Mike Nugent connected on all six of his field goal attempts before missing the remainder of the season due to injury. Additionally, Bisaccia mentored rookie P Johnny Townsend, who punted 70 times in 2018 and grossed an average of 43.2 yards per punt, which at the time marked the third-best in club annals among rookie punters.

In Bisaccia's five seasons with the Cowboys, he helped the team win two NFC East titles (2014 and 2016) and guided a unit that ranked fifth in kickoff return average (24.2) and ranked in the top five in two separate seasons, finishing third in 2017 and fourth in 2013 after inheriting a unit that ranked 29th in 2012. Dallas was successful in the kicking game under Bisaccia's guidance, as K Dan Bailey connected on 87.4 percent of his field goals during that span. He tied for the league lead in field goal percentage in 2015, earning his first Pro Bowl selection. Bisaccia also helped LS Louis-Philippe Ladouceur earn his first Pro Bowl honor in 2014. The Cowboys owned a net punting average of 40.4 in his five years at the helm of special teams, ranking 10th in the NFL over that span.

In his final season with the Cowboys in 2017, Bisaccia led a unit that pinned opponents inside the 20-yard line 34 times, a figure that led the NFL and marked the second-most in franchise history. Bisaccia's squad led the NFL in fewest opponent punt return yards allowed, holding teams to a total of just 75 yards on the year, a mark that ranked as the third-fewest in club history. The unit also ranked in the top five in kickoff return average, finishing third with an average of 24.8. Bailey connected on 15-of-20 field goals while also hitting 26-of-28 extra points. Ladouceur was perfect on all of his snaps and rookie WR/RS Ryan Switzer finished seventh in the NFL with 856 total return yards (600 kickoff return, 256 punt return) and earned first-team All-Rookie honors from the Pro Football Writers of America as a returner.

In 2016, the Cowboys' special teams unit helped the team win the NFC East, as Bailey was true on 27-of-32 field goals (84.4 percent) and all 46 extra point attempts for 127 total points to tie for eighth amongst league kickers. Bailey also became the club's all-time leader in field goals made after he surpassed K Rafael Septien (162) during the 10th game of the season. Bisaccia's 2015 unit was highlighted with a Pro Bowl season by Bailey. Bailey connected on 30-of-32 field goals to tie the highest percentage in the NFL (career-high 93.8 percent), while also hitting all 25 extra points as he was rewarded with his first ever trip to the NFL's annual all-star game.

In 2014, Bailey finished the year 25-of-29 with a career field goal percentage of 89.8 and also hit a career-high 56 extra points. Harris led all coverage men with 18 tackles and Ladouceur, who was perfect on every snap for the 10th straight season, earned his first career trip to the Pro Bowl. In his first season in charge of the Cowboys' special teams, Bisaccia's impact was immediate in the return game, as he upgraded the squad's NFL kickoff return average ranking from 29th (20.6 yards per return) in 2012 to fourth (25.5) in 2013. In particular, Harris' 30.6-yard kickoff return average was second in the league, while his punt return average of 12.8 yards per return ranked third in the NFL. In the kicking game, Bisaccia's work with Bailey helped him finish the season 28-of-30 on field goals (93.3 percent). Bailey also set a new single-season club record for field goals of 50-or-more yards with six in 2013.

COACHING BACKGROUND

Years	College/Pro Team	Position Coached
1983	Wayne State	Defensive Backs/Special Teams
1984-87	Wayne State	Quarterbacks/Wide Receivers
1988	South Carolina	Graduate Assistant—Tight Ends/Wide Receivers
1989-1990	South Carolina	Volunteer Assistant—Defensive Ends/Special Teams
1991	South Carolina	Volunteer Assistant—Tight Ends/Special Teams
1992-93	South Carolina	Running Backs/Special Teams Coordinator
1994-98	Clemson	Running Backs/Special Teams Coordinator/Recruiting Coordinator
1999	Mississippi	Running Backs/Special Teams Coordinator
2000-01	Mississippi	Assistant Head Coach/Running Backs/Special Teams Coordinator
2002-07	Tampa Bay Buccaneers	Special Teams Coordinator
2008	Tampa Bay Buccaneers	Associate Head Coach/Special Teams and Running Backs
2009-10	Tampa Bay Buccaneers	Associate Head Coach/Special Teams Coordinator
2011	San Diego Chargers	Special Teams Coordinator
2012	San Diego Chargers	Assistant Head Coach/Special Teams Coordinator
2013-14	Dallas Cowboys	Special Teams Coordinator
2015-17	Dallas Cowboys	Assistant Head Coach/Special Teams Coordinator
2018-19	Oakland Raiders	Assistant Head Coach/Special Teams Coordinator
2020	Las Vegas Raiders	Assistant Head Coach/Special Teams Coordinator

Before joining the Cowboys, Bisaccia spent two seasons in San Diego with the Chargers as the special teams coordinator in 2011 before adding assistant head coach duties in 2012. Bisaccia guided his unit to an immediate improvement in punting during his first season, as the Chargers went from last in the league in net average (28.7 net yards per punt) in 2010 to 10th in 2011 with a net average of 39.7. During Bisaccia's two years in San Diego, the Chargers ranked sixth in punting average (46.9) over that span. P Mike Scifres had an outstanding year in 2011, averaging a career-best 47.5 yards per punt. Additionally, WR/RS Richard Goodman recorded a kick return average of 27.5 yards per return after logging 34 returns for 936 yards and one touchdown. His 27.5-yard average still ranks second in Chargers single-season history and ranked fourth in the NFL that year.

Bisaccia entered the NFL coaching ranks as a special teams coordinator with the Tampa Bay Buccaneers in 2002. From 2002-10, Bisaccia served in various roles on the Buccaneers coaching staff, working for Gruden for the first seven years of his stint in Tampa Bay. Bisaccia was the special teams coordinator from 2002-07 and he added the responsibility of associate head coach and running backs in 2008 before spending 2009-10 as the associate head coach/special teams coordinator.

During his time with the Buccaneers, Bisaccia oversaw one of the best special teams units in the NFL. He helped Tampa Bay win Super Bowl XXXVII in his first season as an NFL coach and guided three players to Pro Bowl honors (P Josh Bidwell, LS Dave Moore and KR Clifton Smith) in addition to 13 NFC Player of the Week awards and four NFC Player of the Month awards. Bisaccia's units scored eight return touchdowns with four on kickoff returns and four on punt returns. He also saw his group block 18 kicks – 10 field goal attempts, five punts and three extra points – during his time in Tampa Bay, with a league-leading six blocked kicks in 2009. In his nine seasons from 2002-10 with Tampa Bay, the special teams unit ranked in the top 10 in the NFL in several categories, including opponent kickoff return average (sixth, 21.0 yards per return), fewest kickoff and punt returns surrendered for touchdowns (tied for fourth, five touchdowns surrendered), kickoff return average (fourth, 23.0 yards per return), team gross punting average (10th, 43.0) and punts placed inside the 20-yard line (seventh, 229).

In 2009, the Buccaneers led the NFL in kickoff return average (26.3 yards per return) while ranking second in the league in opponent kickoff return average (19.1 yards per return). The Buccaneers' six blocked kicks on the season led the NFL and were the second-highest single-season total in franchise history. Bisaccia's unit also accounted for three return touchdowns. The 2008 season was highlighted by rookie return man Clifton Smith, as he became the first Buccaneer selected to the Pro Bowl as a kick returner and earned second-team All-Pro honors. Bisaccia also oversaw the running backs corps in 2008, helping RB Warrick Dunn finish the season with 786 yards on 186 carries (4.2 avg.). Dunn also became just the sixth player in NFL history to record 10,000 rushing yards and 500 receptions in his career during the 2008 campaign.

Under the direction of Bisaccia in 2007, the Buccaneers ranked 12th in the NFL in kickoff return average (23.3 yards per return), seventh in punt return coverage (7.4 yards per return) and second in kickoff return coverage (19.5 yards per return). K Matt Bryant had a then career-high 118 points, sixth in the NFC and tied for 10th in the NFL, ranking third in Buccaneers history for points in a single season. WR Mark Jones also set a then-Buccaneers single-season record for kickoff return average (28.6 yards per return) in 2007. The Buccaneers' kickoff coverage unit excelled in 2006, ranking first in the NFL in lowest opponent kickoff return average (18.4 yards per return). For the second consecutive season, a member of Bisaccia's unit was sent to the Pro Bowl in LS Dave Moore.

In his second year with the Buccaneers under Bisaccia in 2005, P Josh Bidwell was named to his first Pro Bowl and earned second-team Associated Press All-Pro honors while ranking third in the NFL and first in the NFC with a career-best 45.6-yard gross punting average. Bidwell placed 23 punts inside the 20-yard line in 2005, then the second-highest total of his career, to rank fifth in the NFC. Bisaccia's unit challenged several team and individual records in 2004, including best kickoff return average (24.2 yards per return), most kickoff return yardage (1,450) and most punts inside the 20-yard line (23).

The Buccaneers special teams enjoyed success throughout the 2002 season and proved vital in the franchise's first Super Bowl title. Buccaneers career scoring leader, K Martin Gramatica, hit on 32-of-39 (82.1 percent) field goal attempts in 2002, including 5-of-6 from 50-or-more yards, while also hitting all 32 of his extra points. Gramatica tied for the NFL lead with a career-high 32 field goals, while his 39 field goal attempts and 128 points in 2002 were new club single-season records.

Prior to joining the Buccaneers, Bisaccia spent 19 seasons coaching at the collegiate level. From 1999-2001, he coached at Mississippi, serving as the running backs coach and special teams coordinator, adding the role of assistant head coach for his last two seasons. He mentored All-SEC performers RB Deuce McAllister, RB Joe Gunn and K Les Binkley during his tenure. Ole Miss also excelled on special teams under Bisaccia, with Binkley setting a single-season scoring mark for a kicker. In 2001, the unit led the conference and ranked 12th in the nation in kickoff returns with a 24.4-yard average. McAllister, who was chosen in the first round of the 2001 NFL Draft, established 18 school records in his career. He ended his career with a team-record 3,060 rushing yards and was named all-conference in both 1999 and 2000.

Bisaccia spent five seasons (1994-1998) as the running backs coach, special teams coordinator and recruiting coordinator at Clemson. Under his tutelage, the Tigers set a school record with eight blocked kicks in 1997. Over the three-year period from 1995-1997, Clemson had 15 blocked kicks, the most-ever for a three-year span in school history.

Bisaccia spent six seasons at South Carolina from 1988-93, beginning as a graduate assistant for tight ends and wide receivers in 1988. After one season in the graduate assistant role, he was a volunteer assistant for the school for three seasons, first working with defensive ends and special teams (1989-90) followed by tight ends and special teams (1991), while finishing his final two seasons (1992-93) in the role of running backs/special teams coordinator.

Bisaccia began his coaching career in 1983 at Wayne State College (Nebraska), coaching defensive backs and special teams. He switched to the offensive side of the ball in 1984, tutoring quarterbacks and wide receivers for the next four seasons (1984-87).

PERSONAL: Native of Yonkers, N.Y. ...Graduated from New Fairfield High School in Connecticut...Attended Yankton College in South Dakota from 1979-1982 and was a four-year starter at defensive back...Served as team captain in 1982 and earned All-South Dakota Intercollegiate Conference honors in 1981 and 1982...Was a free agent signee with the Philadelphia Stars of the USFL in 1983...Received a bachelor of science degree in physical education from Wayne State (Neb.)...He and his wife, Jeanne, have three daughters, Michele, Elizabeth and Maddie, a son, Richie, and five grandchildren, Joel, AnnaJean, Cash, Everett and Ace.



TOM CABLE

OFFENSIVE LINE

16th Season in NFL
(1 as a player)

7th Season with Raiders



Tom Cable, now in his third year as the offensive line coach in his return to the Silver and Black, brings 32 years of coaching experience to the post, including 15 seasons in the NFL. Cable previously served as the Raiders offensive line coach from 2007-08 and head coach from 2008-10.

In 2019, Cable led a dominant offensive line that surrendered just 29 sacks on the season, a mark that ranked eighth-fewest in the NFL, while finishing as one of just five teams league-wide to surrender zero sacks against four different opponents. The Raiders offensive line paved the way for rookie RB Josh Jacobs, who recorded 1,150 rushing yards in just 13 contests, becoming the first Raiders rookie to eclipse the 1,000-yard barrier while also leading all NFL rookies.

Under Cable's direction, T Trent Brown and C Rodney Hudson earn Pro Bowl honors, while G Richie Incognito was named a Pro Bowl alternate in 2019. Brown earned his first selection to the Pro Bowl after starting in 11 contests in his first season with the Silver and Black and surrendering just one sack in 326 pass-blocking snaps, according to Pro Football Focus. Hudson, a three-time selection, gave up zero sacks or hits in 527 pass-blocking snaps, and was graded as the NFL's No. 1 center in pass-blocking situations by PFF.

With the protection of Cable's offensive line, QB Derek Carr was able to set numerous career highs in 2019. Carr set personal bests in passing yards (4,054), yards per attempt (7.9 avg.), completion percentage (70.4 percent) and passer rating (100.8), while becoming the first quarterback in franchise history with multiple seasons of at least 4,000 passing yards.

During his first season back with the Silver and Black, Cable tutored two rookie tackles in first-round selection T Kolton Miller and third-round selection T Brandon Parker. Despite multiple injuries, Miller became the first rookie offensive lineman to start every contest for the Raiders since 2011 and just the 16th Raiders rookie overall to do so since the 1970 AFL-NFL merger. Parker saw significant playing time in his first year, appearing in 15 contests with 12 consecutive starts to finish his rookie campaign. Additionally, Cable helped produce two Pro Bowl alternates in Hudson and G/T Kelechi Osemele.

Behind Cable's line in 2018, the Raiders connected on 382-of-556 pass attempts for a completion percentage of 68.7, a mark that ranked fifth in the NFL and set a new franchise record. The offensive line helped Carr set a franchise record with 332 consecutive pass attempts without an interception in addition to recording then-career highs in passing yards (4,049), completion percentage (68.9) and yards per attempt (7.3 avg.).

COACHING BACKGROUND

Years	College/Pro Team	Position Coached
1987-88	Idaho	Graduate Assistant
1989	San Diego State	Graduate Assistant
1990	Cal State Fullerton	Defensive Line
1991	UNLV	Offensive Line
1992-97	California	Offensive Line
1998	Colorado	Offensive Line
1999	Colorado	Offensive Coordinator
2000-03	Idaho	Head Coach
2004-05	UCLA	Offensive Coordinator/ Offensive Line
2006	Atlanta Falcons	Offensive Line
2007-08	Oakland Raiders	Offensive Line
2008-10	Oakland Raiders	Head Coach
2011-17	Seattle Seahawks	Assistant Head Coach/ Offensive Line
2018-19	Oakland Raiders	Offensive Line
2020	Las Vegas Raiders	Offensive Line



From 2011-17, Cable helped the Seattle Seahawks win three NFC West titles, two NFC Championships and the Super Bowl XLVIII title. During his seven seasons as the Seahawks' assistant head coach/offensive line coach, his line helped Seattle's running game rank second in the NFL with 131.9 yards per game over that span.

He saw three players on his line receive a total of five Pro Bowl honors as C Max Unger and T Russell Okung earned selections in 2012 and 2013, with Unger being named first-team All-Pro in 2012 and T Duane Brown earning the honor in 2017. Cable's line also helped RB Marshawn Lynch earn four consecutive Pro Bowl honors from 2011-14 and first-team All-Pro honors in 2012.

After losing a starting member of his line in the preseason of 2017, Cable guided Brown, who joined Seattle in Week 2, into the starting role and saw him earn a Pro Bowl selection. Under Cable's direction in 2016, his line helped Seattle average 357.2 yards per game, a figure that ranked 12th in the NFL.

In 2015, Cable helped Seattle's rush offense finish in the top-five for the fourth consecutive season, ranking third with 141.8 yards per game. Behind Cable's line, undrafted RB Thomas Rawls had a breakout rookie season, highlighted with a 209-yard rushing performance against the San Francisco 49ers, a figure that ranked second among rookies in franchise history.

Cable was the leader of the league's best rushing attack during Seattle's run to Super Bowl XLIX in 2014, setting a franchise-record with 2,762 yards on the ground while his unit also set the franchise record for rushing yards in a single game with 350 against the New York Giants. Cable's line helped Lynch total a career-high 17 touchdowns and add 1,306 yards on 280 carries.

In 2013, the Seahawks once again ranked in the top-five in rushing, averaging 136.8 yards per game to rank fourth in the NFL. Cable helped Unger and Okung earn their second straight Pro Bowl nods while helping Lynch to another Pro Bowl season with 1,257 yards on 301 carries and 14 total touchdowns. In Seattle's Super Bowl XLVIII victory, the Seahawks rushing attack gained 135 yards on 29 carries and recorded one touchdown.

Cable's 2012 line was led by first-team All-Pro and Pro Bowler Unger and Pro Bowler Okung, as they finished the season as the league's fourth-youngest starting offensive line. Seattle's rushing attack ranked third in the NFL with 2,579 yards, which was led by first-team All-Pro and Pro Bowler Lynch, who set career highs in carries (315), rushing yards (1,590), average yards per carry (5.0) and yards from scrimmage (1,786).

Facing injuries to his line in 2011, Cable maintained a solid unit as Seattle's line paved the way for Lynch's Pro Bowl season with 285 carries, 1,204 yards and 12 rushing touchdowns.

Before joining the Seahawks, Cable spent four seasons with the Raiders in Oakland from 2007-10. He was named the 17th head coach of the franchise on February 3, 2009 after serving as the interim head coach for the last 12 games of the 2008 season. He led Oakland to an 8-8 record in 2010, a three-win improvement from the year before, and went 17-27 in his time leading the Silver and Black.

Cable started his first stint with the Raiders as the offensive line coach from 2007-08. The Raiders rushing attack ranked in the top-10 in both years, finishing sixth in 2007 (130.4 yards per game) and 10th in 2008 (124.2).

Cable entered the NFL coaching ranks as an offensive line coach with the Falcons in 2006, where he worked with a unit that saw the Falcons lead the NFL in rushing with 183.7 yards per game.

From 2004-05, Cable was both the offensive coordinator and offensive line coach at UCLA. Cable's offense averaged 410.0 yards per game in his first season and increased to 431.0 in 2005.

He served as the head coach of Idaho from 2000-03, during which time his team averaged 424.1 yards of total offense per game.

Cable worked with the offensive line at Colorado in 1998 before being promoted to offensive coordinator in 1999. Under his direction, Colorado ranked 14th in the nation with 424.9 yards per game in 1999.

From 1992-97, Cable served as the offensive line coach at California, where he tutored four first-team All-Pac 10 selections.

Cable was the offensive line coach at UNLV in 1991 after spending the 1990 season working with the defensive line at Cal State Fullerton. Cable had two stints as a graduate assistant, first at Idaho from 1987-88 where he began his coaching career, and then spent the 1989 season at San Diego State.

PERSONAL: Native of Merced, Calif. ...Played guard for four years at Idaho and spent one season with the Indianapolis Colts before beginning his coaching career...Cable and his wife, Carol, have five children, Ryan, Amanda, Alex, Zach and Vincent.

CAMERON CLEMMONS

OFFENSIVE QUALITY CONTROL

2nd Season in NFL
(1 as a player)

1st Season with Raiders



Cameron Clemmons enters his first year as offensive quality control coach of the Las Vegas Raiders. Clemmons brings five years of collegiate coaching experience to the post, including the last four seasons with Tennessee.

In 2019, Clemmons finished his first year as an offensive quality control analyst for the Volunteers. The team posted an 8-5 record overall with a 5-3 record in the SEC East Division, both marks equaling a three-win improvement from the 2018 campaign. The eight wins also marked the most by the program since 2016, while the five victories within the conference marked the most since 2015. Under Clemmons' mentorship, G Trey Smith earned first-team All-SEC honors, while both T Wanya Morris and T Darnell Wright garnered freshman All-American and freshman All-SEC accolades in the same season. The program earned its first bowl game appearance since 2016 and completed the season with a win over Indiana in the Gator Bowl.

Clemmons assumed the role of offensive quality control analyst in 2019 after spending the prior three seasons as a graduate assistant on staff from 2016-18. While in his assistantship with the Volunteers, Clemmons participated in the Bill Walsh Minority Fellowship with the New England Patriots in 2017, working with club throughout the offseason program, minicamp and training camp to gain coaching experience.

In his first year with Tennessee in 2016, Clemmons' primary focus was angled towards mentoring the running backs. That year, RBs Alvin Kamara and John Kelly both exceeded 500 rushing yards. Following the season, Kamara was selected in the third round of the 2017 NFL draft, while Kelly was drafted in the sixth round in 2018.

Prior to his time with Tennessee, Clemmons began his coaching career in 2015 as an offensive intern at Eastern Kentucky.

PERSONAL: A native of Mt. Juliet, Tenn. ...Before entering the coaching ranks, was signed as an undrafted free agent with the San Diego Chargers in 2015...Played one season in the Canadian Football League with the Ottawa Redblacks following his stint with the Chargers...Prior to his professional career, was a four-year starter at Western Kentucky (2010-14), playing in 46 games for the Hilltoppers and earning All-Conference USA honors as a senior, while also starting at offensive tackle in the East-West Shrine All-Star Game...Earned a bachelor's degree from Western Kentucky in biochemistry before completing his master's degree in agricultural leadership, education and communications at Tennessee in 2018.

COACHING BACKGROUND

Years	College/Pro Team	Position Coached
2015	Eastern Kentucky	Offensive Intern
2016-18	Tennessee	Graduate Assistant
2019	Tennessee	Offensive Quality Control Analyst
2020	Las Vegas Raiders	Offensive Quality Control

DEUCE GRUDEN

STRENGTH AND CONDITIONING ASSISTANT

5th Season in NFL

3rd Season with Raiders



Deuce Gruden enters his third season with the Silver and Black as a strength and conditioning assistant.

During his first two seasons with the Raiders, Gruden has worked extensively with all position groups throughout the roster with a focus on strength training. His responsibilities also include assisting the athletic training staff in transitioning players from injury back into participation and managing performance data for the team's strength and conditioning staff. Since assuming his current role in 2018, the team has garnered three Pro Bowl selections with an additional six players being named as alternates.

Prior to joining the Raiders, Gruden served as a strength and conditioning assistant with the Washington Redskins for two seasons (2016-17). He was promoted as a full-time strength and conditioning coach during the 2017 offseason after initially joining the Redskins as a strength and conditioning intern during the 2016 season, a year in which the strength staff helped produce five Pro Bowlers.

In addition to his coaching responsibilities, Gruden played an integral role in training athletes at ESPN's Wide World of Sports in Orlando for Jon Gruden's QB Camp, where he led workouts for college players preparing to participate in the NFL Combine.

PERSONAL: Native of Tampa, Fla. ...Earned a Masters from A.T. Still University in Kinesiology with a focus in corrective exercise...Certified in USA weightlifting coaching and as a Strength and Conditioning Specialist...A competitive powerlifter who won gold at the 2017 International Powerlifting Federation's World Classic Powerlifting Championships in Belarus...Attended Lafayette University where he earned a degree in biology, while also playing running back for the Leopards from 2012-15...Son of Raiders Head Coach Jon Gruden and nephew of Jacksonville offensive coordinator Jay Gruden.

COACHING BACKGROUND		
Years	College/Pro Team	Position Coached
2016	Washington Redskins	Strength and Conditioning Intern
2017	Washington Redskins	Strength and Conditioning Assistant
2018-19	Oakland Raiders	Strength and Conditioning Assistant
2020	Las Vegas Raiders	Strength and Conditioning Assistant



PAUL GUENTHER

DEFENSIVE COORDINATOR

18th Season in NFL

3rd Season with Raiders



Paul Guenther enters his third season as defensive coordinator for the Raiders, having spent 13 seasons with the Cincinnati Bengals, including his last four as defensive coordinator.

Last season, the defense showed continuous growth under Guenther's second year with the unit. The team completed the 2019 campaign allowing just 98.1 rushing yards per game, a mark that stands as the seventh-best finish in franchise history. That average also ranked eighth in the NFL last season, marking a 22-spot improvement from the team's finish in 2018 and the club's highest ranking since 2002.

The unit also saw significant improvement in the sack department, racking up 19 more than they compiled in 2018 while leading the league in rookie sacks with a total of 14.5 on the year. The 14.5 sacks by Raiders rookies ranks as second-most in club history behind the 16.5 posted in 1983.

Leading in the sack category was DE Maxx Crosby, whose 10 sacks on the year finished as the second-most by a rookie in team history behind only DE Greg Townsend's 10.5 in 1983. Crosby's 10 sacks also ranked second in the NFL among all rookies, as he became just the fourth rookie since at least 2000 to record 10 sacks and four forced fumbles. With Guenther's mentorship, Crosby also became the just the second rookie in franchise history to earn AFC Defensive Player of the Week honors after his four-sack performance in Week 11, a mark tied for the second-most in NFL history among rookie defenders. Crosby's 10 sacks rank as the third-highest total accumulated by a player under Guenther's tenure as a defensive coordinator. Rookie DE Clin Ferrell also benefited from Guenther's mentorship, as he posted 4.5 sacks in his inaugural campaign with the Raiders, tied for the eighth-most by a rookie in Raiders history.

Additionally, DT Maurice Hurst added another 3.5 sacks to his resume to total 7.5 for his career, the third-most in club history by a true defensive tackle through the first two years of their career. Hurst was the only defensive tackle in the NFL in 2019 to record at least three sacks, two fumble recoveries and one interception.

Manning the middle of Guenther's defense once again was LB Tahir Whitehead, who compiled his fourth straight 100-tackle campaign and second straight with the Silver and Black, totaling a team-high 108 (79 solo) stops on the year. In the secondary, Guenther helped oversee the grooming of second-round rookie standout CB Trayvon Mullen, who led the club with 10 passes defended last season, the most tallied by a Raiders rookie since CB Charles Woodson's 22 in 1998.

In his first season with the Silver and Black, Guenther oversaw a young defense that gelled as the campaign went on. The Raiders defense improved eight spots from 2017 in total takeaways, finishing the year with 17. Highlighted among the club's takeaways were their number of interceptions. Guenther inherited a defense that finished last in the NFL in interceptions in 2017 and mentored his defensive group to an 18-spot improvement for a 14th-place finish with 14 total on the year, led by a career-high three from CB Gareon Conley.

Guenther also sculpted the defense to be at its best inside the two-minute mark of the halves, as the club allowed just 15 points on the season inside of two minutes and was good for 11th-fewest in the NFL in 2018. The No. 11 ranking marked a nine-spot improvement from the 2017 campaign.

Helping lead the defense in Guenther's first year was Whitehead, who was brought in as a veteran leader for the defense via free agency. Whitehead led Guenther's unit with 126 tackles (89), the seventh-most by a defensive player in Raiders history and good for ninth-most among the NFL in 2018. Guenther also guided Hurst to four sacks in just 13 appearances. His four sacks tied for 10th in the NFL among rookie defenders while ranking second in club annals among rookie defensive tackles.

In his 13 seasons with Bengals, Guenther helped the team win four AFC North titles (2005, 2009, 2013 and 2015) and reach the postseason seven times, including a franchise-record five straight trips to the playoffs from 2011-15.

As the Bengals' defensive coordinator from 2014-17, Guenther guided a unit that ranked fifth in points allowed per game (20.1) over that time span and ranked in the top 10 in two separate seasons, finishing second and setting a Bengals franchise record in 2015 (17.4) and eighth in 2016 (19.7). Cincinnati also excelled in forcing turnovers, recording 69 interceptions over his last four years with the club, a number that ranked first in the NFL. Guenther also coached his defensive players to eight Pro Bowl selections as the team's defensive coordinator, including four straight selections for DT Geno Atkins. The Bengals also limited opposing passers to just an 80.1 quarterback rating in his four years at the helm of the defense, ranking first in the NFL over that span.

In his final season with the Bengals in 2017, Guenther led a defensive group that finished sixth in the NFL in yards per play, holding opponents to an average of only 4.97. With 21.8 points allowed per game, Guenther tallied his fourth consecutive season as coordinator where the defense averaged under 22 points per game. The unit was also one of just seven teams to have four players with at least five sacks each.

In 2016, the defense finished eighth in the league in fewest points allowed (19.7). Cincinnati held opponents under 20 points in six of the last seven games, and only 15.0 points per game over that stretch. Guenther's unit finished second in the NFL with 17 interceptions and ranked seventh in red zone defense. DT Geno Atkins and DE Carlos Dunlap led the charge, as both were selected as starters in the Pro Bowl. Atkins led all NFL interior linemen in sacks (nine) and was also named first-team All-Pro by The Sporting News. Dunlap was second on the team in sacks (eight) and tallied 15 passes defended.

The Bengals' defense finished 2015 as one of the strongest units in the league, ranking second in the NFL in points allowed at just 17.4 per game. The 17.4 points per game is a franchise record, and Cincinnati allowed just two more points (279) than the league-leading Arizona Cardinals (277). The Bengals also ranked seventh in the NFL in rushing defense, with a 92.3-yard average that was lowest in team history. Additionally, Cincinnati ranked third in the NFL with 21 interceptions and allowed only 18

COACHING BACKGROUND

Years	College/Pro Team	Position Coached
1994-95	Western Maryland	Assistant Coach
1996	Ursinus	Assistant Coach
1997-2000	Ursinus	Head Coach
2002-03	Washington Redskins	Offensive Assistant/ Quality Control
2005-10	Cincinnati Bengals	Assistant Special Teams/ Assistant Linebackers
2011	Cincinnati Bengals	Assistant Special Teams/ Assistant Defensive Backs
2012-13	Cincinnati Bengals	Linebackers Coach
2014-17	Cincinnati Bengals	Defensive Coordinator
2018-19	Oakland Raiders	Defensive Coordinator
2020	Las Vegas Raiders	Defensive Coordinator

touchdown passes. Four defenders were selected for the Pro Bowl, tying the franchise's best total. The quartet included Atkins (11 sacks), DE Carlos Dunlap (13.5 sacks, second in club history), CB Adam Jones (three interceptions and 12 passes defended) and S Reggie Nelson (tied for NFL lead with eight interceptions).

In his first season as Cincinnati's defensive coordinator in 2014, Guenther led a Bengals defense that ranked 12th in the league with 21.5 points allowed per game. The defense also ranked in the top 10 in nine of 15 major statistical categories, including tying for a third-place finish in interceptions (20) and third place in lowest opponent quarterback rating (75.8).

Prior to being appointed the team's defensive coordinator, Guenther served in various roles on the Bengals' coaching staff from 2005-13. He spent two seasons from 2012-13 as the team's linebackers coach, helping guide undrafted free agent LB Vontaze Burfict to a Pro Bowl selection in 2013. Under his direction in 2013, the linebacking corps helped the defense finish third in the NFL in total defense (305.5 yards per game) and tied for fifth in scoring defense (19.1 points per game).

In his first season as linebackers coach in 2012, Guenther directed a unit that helped the defense finish sixth in the league in total defense (319.7). The Bengals were also eighth in the NFL in scoring defense (20.0 points allowed per game). Guenther was charged with the development of the rookie Burfict, as he led the team in tackles (174).

From 2005-11, Guenther assisted on special teams each season, while also working with the linebackers from 2005-10 and the defensive backs in 2011. Guenther helped the Bengals win AFC North titles in 2005 and 2009. While assisting the Bengals' special teams units from 2005-11, Guenther helped the group develop into one of the better coverage units in the league, ranking sixth in opponent punt return average (7.8 yards) and 12th in opponent return average against (22.0 yards) during that span.

In 2011, Guenther worked his last season in a dual role, coaching defensive backs and special teams. He also worked closely with defensive coordinator Mike Zimmer on blitz techniques, and the Bengals ranked fifth in the NFL in sacks (45), up from 27 the previous year. On special teams, Guenther helped Cincinnati finish seventh in the NFL in punt return average (11.5 yards per return), seventh in punt coverage (7.2) and third in kickoff coverage (20.8).

Guenther served as the assistant special teams/assistant linebackers coach from 2005-10. In 2010, he coached LB Dhani Jones, who led the team in tackles (160) for the third straight season. Working with special teams, Guenther helped Cincinnati lead the NFL in punt coverage in 2010, allowing only 4.8 yards per return, a mark that was third best in franchise history. In helping the Bengals win the AFC North in 2009, his linebackers supported a defensive unit that ranked fourth in the NFL in total defense (301.4 yards per game) and allowed only 18.2 points per game.

In 2008, Guenther's unit helped the defense finish 12th in the NFL in total defense, allowing 325.5 yards per game. Jones was once again the leader of the linebacking corps, posting a career-high 165 tackles. Additionally, the special teams units limited opponents to 22.5 yards per kickoff return (13th in NFL) and 9.1 yards per punt return (14th in NFL). In 2006, Guenther's efforts on special teams produced the top punt coverage unit in the league, as Cincinnati allowed just 5.6 yards per return. The Bengals' kickoff coverage was also among the NFL's best, allowing just 21.0 yards per return, a figure that ranked sixth. In his first season with the Bengals in 2005, Guenther helped KR Tab Perry set franchise records for kickoff returns (64) and kickoff return yards (1,562).

Guenther entered the NFL coaching ranks as an offensive assistant with the Washington Redskins from 2002-03, working as an associate to Marvin Lewis, who served as the team's assistant head coach/defensive coordinator in 2002. With the Redskins, Guenther also worked with the running backs corps.

From 1997-2000, Guenther was the head coach at his alma mater, Ursinus College, an NCAA Division III school in Collegeville, Pa. He was the youngest head coach in college football in 1997, at age 25, and he led the program to the playoffs in 1999 and 2000. His 1999 team finished 10-2, setting a school record for wins, and advanced to the second round of the playoffs. The team also broke nearly every offensive and defensive record in school history.

Prior to joining Ursinus as an assistant coach in 1996, Guenther coached at Western Maryland for two seasons from 1994-95.

PERSONAL: Native of Richboro, Pa. ...Played linebacker at Ursinus College, setting a school record for career tackles (355), while earning all-conference honors three times...Received his bachelor's degree in communications from Ursinus in 1994 and a master's degree in sports administration from Western Maryland in 1997...He and his wife, Patrice, have two sons, Jake (16) and Duke (14)...Last name is pronounced GUN-thur.



NICK HOLZ

QUALITY CONTROL - OFFENSE

9th Season in NFL

9th Season with Raiders



Nick Holz enters his ninth season with the Raiders and his fifth as quality control – offense coach. He also served as assistant wide receivers coach in 2017 and as the team’s offensive assistant from 2012-14.

In 2019, Holz worked primarily with the wide receivers and helped guide fifth-round draft pick WR Hunter Renfrow as he recorded one of the most productive rookie campaigns in club history. Renfrow recorded the second-most receptions (49) by a rookie in team annals, while his 30 receptions for first downs rank first among fifth-round draft picks or later in Raiders franchise history. Under Holz, Renfrow became the eighth wide receiver since 2000 to be drafted in the fifth-round or later and record at least 600 receiving yards and four touchdown receptions as a rookie.

Holz also aided newly acquired free agent WR Tyrell Williams, who in his first season with the Silver and Black led the team in receiving touchdowns (six) and became only the second Raider in franchise history to record at least one receiving touchdown in each of the first four weeks of the season, joining WR Mervyn Fernandez who accomplished the feat in 1989.

In 2018, Holz supported an offense that featured a 100-yard receiver through the team’s first four contests, marking the first time the club has done so since 2005. Under Holz, veteran WR Jordy Nelson finished with 63 receptions, 739 yards and three touchdowns. Highlighted among his campaign was a season-best 173 receiving yards in Week 3 at Miami, tied for the 12th most in a single game in the NFL last season. Holz aided WR Seth Roberts, who set career highs with 45 receptions and 494 yards. Roberts moved into second place in franchise history for the most touchdowns by an undrafted free agent (13). Holz also mentored rookie seventh-round pick WR Marcell Ateman, who finished with 15 receptions for 154 yards and one touchdown, all marks that either tied for or outright led all rookie seventh-round picks in 2018.

Holz was named assistant wide receivers coach in 2017 and helped in the development of veteran duo Michael Crabtree and Amari Cooper’s continued success. Crabtree led the receivers in receptions (58) and receiving touchdowns (eight) for the second straight year and became the first Raider since Tim Brown to record at least eight touchdowns in three straight years. Third-year pro Cooper totaled 48 receptions for 680 yards and a career-high seven touchdowns on the year. Cooper also earned AFC Offensive Player of the Week honors in Week 7 vs. Kansas City after he totaled two touchdowns on 11 receptions for 210 yards, the second-most receiving yards in a game in club history.

In 2016, Holz helped Cooper earn his second consecutive Pro Bowl selection. Cooper led the team with 1,153 receiving yards on 83 catches (13.9 avg.) with five touchdowns, becoming just the third player in NFL history with at least 1,000 yards and 70 catches in each of his first two seasons. Crabtree recorded his first 1,000-plus yard season since 2012, and led the team with 89 receptions, becoming the third Raider with multiple 85-catch seasons. Crabtree also recorded eight touchdowns, which ranked fourth among AFC receivers.

Holz’s focus in 2015 was primarily on the wide receivers, where he helped a young, talented corps. Holz guided first-round draft pick Cooper as he set rookie-franchise records for receptions (72), receiving yards (1,070) and 100-yard games (five). His reception total stands as the most by an NFL wide receiver 21 years old or younger. Holz also helped free agent Crabtree thrive during his first season in Oakland, leading the team with 85 receptions for 922 yards and nine touchdowns.

In 2014, Holz helped to groom the team’s receivers while helping several free-agent acquisitions adapt into productive roles. Holz developed WR Andre Holmes, as he went on to set career highs with 47 receptions and 693 yards, and second-year WR Brice Butler emerged as a deep threat with 21 receptions and two touchdowns.

Holz worked extensively with Oakland’s youthful receivers in 2013, helping second-year WR Rod Streater lead the team with 60 receptions and 888 yards. Streater also set a career single-game mark, collecting 130 receiving yards on seven catches and one touchdown in Week 14.

In 2012, Holz aided Streater, who became one of the most productive undrafted rookie players in recent NFL history. Streater’s 39 catches in 2012 were tied for third most among undrafted rookies since 2000, and fourth most by a Raider rookie at the time.

Prior to joining the Silver and Black, Holz assisted on a Stanford staff that led the Cardinal to appearances in the Sun Bowl, Orange Bowl and Fiesta Bowl. As an assistant quarterbacks coach, he helped QB Andrew Luck earn first-team All-American honors and finish as the runner-up in Heisman Trophy voting twice.

He began his collegiate coaching career at Nebraska, where he served as offensive quality control coach and video intern for the Cornhuskers in 2007.

PERSONAL: Native of Danville, Calif. ...Three-year letter-winner (2004-06) at Colorado as a wide receiver and holder for field goals and PATs...Voted by teammates as the recipient of The Regiment Award, presented annually to the Colorado player that makes the greatest contribution to the team with the least recognition as a senior...Earned a bachelor’s degree in communications...Prepped at De La Salle High School in Concord, Calif. ...Named the team’s most inspirational player following the Spartans’ 2002 national championship season... Married to Christine.

COACHING BACKGROUND

Years	College/Pro Team	Position Coached
2007	Nebraska	Offensive Quality Control
2008-11	Stanford	Offensive Assistant/Quarterbacks
2012-14	Oakland Raiders	Offensive Assistant
2015-16	Oakland Raiders	Quality Control – Offense
2017	Oakland Raiders	Assistant Wide Receivers
2018-19	Oakland Raiders	Quality Control – Offense
2020	Las Vegas Raiders	Quality Control – Offense



TAVER JOHNSON

ASSISTANT DEFENSIVE BACKS

3rd Season in NFL

2nd Season with Raiders



Taver Johnson enters his second season with the Silver and Black as the assistant defensive backs coach, bringing 26 years of experience to the post. Johnson joins the Raiders after serving his second stint with Ohio State as the cornerbacks coach in 2018.

In his first season with the Silver and Black, Johnson helped develop a young secondary including second-round standout CB Trayvon Mullen. Mullen led the club with 10 passes defended last season, which marks the most tallied by a Raider rookie since CB Charles Woodson recorded 22 in 1998. Johnson also assisted in guiding S Erik Harris to a career best season, set career highs in tackles (68), interceptions (three), defensive touchdowns (two) and passes defended (nine).

Johnson returned to Ohio State in 2018 as a cornerbacks coach after previously serving as a defensive backs coach from 2007-11, helping the Buckeyes post a 13-1 record and claim their eighth Rose Bowl victory in school history. Johnson tutored a young secondary unit that held opponents to a 32.7 percent third-down conversion rate on the season, ranking 15th in the nation. At Ohio State, Johnson worked with Raiders first-round pick of the 2020 NFL draft, CB Damon Arnette. Johnson also helped CB Kenall Sheffield get drafted in the 2019 NFL Draft, earning a fourth-round selection.

Before returning to Ohio State, Johnson spent the 2017 season at Temple as the defensive coordinator. Johnson led a defense that ranked first in the American Athletic Conference and 11th in the nation with 39 sacks. The unit also finished 11th in the country with 102 tackles for loss.

Johnson worked as the defensive backs coach at Purdue for three seasons (2014-16). Under Johnson's tutelage, his unit recorded double-digit interceptions all three seasons while having a member of his unit lead the team in tackles during his first two seasons (S Landon Feichter – 105 in 2014 and S Leroy Clark – 88 in 2015).

Johnson joined Purdue after spending two seasons with Arkansas as the assistant head coach/linebackers coach (2012) and the defensive backs coach (2013).

In his first stint at Ohio State, Johnson served as the defensive backs coach from 2007-11, helping the Buckeyes win four straight Big Ten Conference titles and earn four BCS bowl game appearances. Johnson helped Ohio State rank fifth nationally in scoring defense in back-to-back years (2009-10). Johnson's unit ranked in the top-15 in passing defense for three consecutive years (13th in 2009, eighth in 2010 and 14th in 2011).

Johnson tutored three All-Americans during his first stop at Ohio State in CB Malcolm Jenkins (2008), S Kurt Coleman (2009) and former Raider CB Chimdi Chekwa (2010). Jenkins won the Thorpe Award in 2008 as the nation's most outstanding defensive back under Johnson's guidance. Including Jenkins, five players from Johnson's secondary went on to be drafted into the NFL.

From 2005-06, Johnson returned to Miami (Ohio) as the defensive coordinator. In Johnson's first season in charge of the Redhawks' defense, his unit ranked fifth in the nation in turnover margin.

Johnson started at Miami (Ohio), working with the linebackers for four seasons from 2000-03.

Johnson first entered the NFL as a special teams assistant with the Cleveland Browns in 2004.

In 1999, Johnson spent one season at Notre Dame as a graduate assistant, working on the defensive side of the ball and on the scout team.

Johnson began his coaching career at his alma mater Wittenberg, an NCAA Division III school, working with the defensive line from 1994-95. He then spent three seasons at Division III Milikin serving as the linebackers coach from 1996-97 before being promoted to the defensive coordinator in 1998.

PERSONAL: Native of Cincinnati, Ohio...A two-time Division III All-American at Wittenberg and North Coast Athletic Conference Defensive Player of the Year in 1992 and 1993... Received his degree in business administration from Wittenberg...Johnson and his wife, Shardy, have a son, Tyree, and a daughter, Brooklynn.

COACHING BACKGROUND

Years	College/Pro Team	Position Coached
1994-95	Wittenberg	Defensive Line
1996-97	Milikin (Ill.)	Linebackers
1998	Milikin (Ill.)	Defensive Coordinator
1999	Notre Dame	Graduate Assistant
2000-03	Miami (Ohio)	Linebackers
2004	Cleveland Browns	Special Teams Assistant
2005-06	Miami (Ohio)	Defensive Coordinator
2007-11	Ohio State	Defensive Backs
2012	Arkansas	Assistant Head Coach/ Linebackers
2013	Arkansas	Defensive Backs
2014-16	Purdue	Defensive Backs
2017	Temple	Defensive Coordinator
2018	Ohio State	Cornerbacks
2019	Oakland Raiders	Assistant Defensive Backs
2020	Las Vegas Raiders	Assistant Defensive Backs



AUSTIN KING

OFFENSIVE QUALITY CONTROL

5th Season in NFL
(4 as a player)

1st Season with Raiders



Austin King enters his first year as offensive quality control coach of the Las Vegas Raiders. King brings eight years of collegiate coaching experience to the post, including the last five years with Dayton.

In 2019, King completed his fifth year with the Flyers and his third as the program's offensive coordinator. The Flyers' offense built on a very strong 2018 campaign and produced a record-setting year in 2019. They finished 8-3 and were in the top-10 of FCS in numerous categories, including he No. 1 scoring offense at over 42 points per game. For the second straight year, the Flyers' offense averaged over 7.0 yards per play, one-of-six Division I programs to do so from 2018-19. The Flyers also had numerous individual stars, most notably first-team All-American TE Adam Trautman, who was selected in the third round (105th overall) of the 2020 NFL Draft by the New Orleans Saints.

In his five years at Dayton, the Flyers went 38-19 (.667), including a PFL Championship in 2015 and a berth in the FCS Play-offs. As offensive line coach, he had eight different linemen achieve first-team or second-team All-League honors.

Prior to joining the Flyers, King spent one season with Syracuse as an offensive quality control coach with a focus on the offensive line. King's guidance helped OL Sean Hickey earn All-ACC recognition while also eventually being signed by the New Orleans Saints as an undrafted rookie free agent.

King began his coaching career at Toledo in 2012, where he spent two seasons as the program's offensive quality control coach. While working with the offensive line, King helped tutor All-MAC and future NFL players Zac Kerin, Greg Mancz, and Storm Norton.

PERSONAL: A native of Cincinnati, Ohio...Before entering the coaching ranks, was selected as an offensive lineman in the fourth round (133rd overall) by current Raiders and former Tampa Bay Buccaneers Head Coach Jon Gruden in the 2003 NFL Draft...Appeared in 34 games and made one start over his four-year career (2003-06) with the Buccaneers and Atlanta Falcons... Earned his B.A. in secondary education from Northwestern in 2004...Was a three-sport captain and first-team All-Ohio football player at Purcell Marian High school before graduating and playing four years for the Wildcats as a starter and earning an All-Big 10 Honorable Mention selection three times.

COACHING BACKGROUND

Years	College/Pro Team	Position Coached
2012-13	University of Toledo	Offensive Quality Control
2014	Syracuse	Offensive Quality Control
2015-16	Dayton	Assistant Coach
2017-19	Dayton	Assistant Coach/ Offensive Coordinator
2020	Las Vegas Raiders	Offensive Quality Control

DAVID LIPPINCOTT

LINEBACKERS

13th Season in NFL

3rd Season with Raiders



David Lippincott enters his third season with the Silver and Black as linebackers coach, after serving 10 seasons with the Cincinnati Bengals. He begins his 13th season in the NFL, while holding 20 years of coaching experience at both the collegiate and professional level.

Under Lippincott's direction in 2019, LB Tahir Whitehead led the defense in stops for the second consecutive year, registering 108 (79 solo), marking the fourth straight season he's surpassed 100-plus stops. Lippincott also oversaw the development of third-year LB Nicholas Morrow, who set a career high with 87 tackles (49 solo) and recorded his first career INT.

In 2018, Lippincott fielded a linebacker group that finished 19th overall in pass defense, a seven-spot improvement from their 26th overall ranking in the league in 2017. Leading his group was newcomer Whitehead, who led the defensive unit with 126 tackles (89 solo) on the campaign. Whitehead's tackle total ranked ninth in the NFL and sits seventh in Raiders history. He started all 16 contests for the second time in his career and added one interception along with five passes defended and one forced fumble. Second-year LB Marquel Lee appeared in all 16 contests for the first time in his career and made 11 starts, finishing second on the club with a career-high 58 stops (31).

Lippincott completed his 10th season with the Bengals in 2017, with the campaign marking his seventh year as a full-time member of the staff, having served the first three as a coaching assistant. During his full-time tenure, the Bengals made the playoffs in five-of-seven seasons, winning AFC North titles twice (2013 and 2015) during that span.

As an assistant linebackers/quality control coach for the Bengals from 2012-17, Lippincott helped develop one of the league's most effective defenses. His unit ranked in the NFL's top half in fewest points allowed per game in all seven seasons as a full-time member of the coaching staff, finishing in the top-10 in five of those years. From 2014-17, he assisted in molding the NFL's number one defense in terms of interceptions, as the team hauled in a league-best 69 picks since 2014.

In 2017, Lippincott guided a defense that ranked eighth in passing yards per game allowed, averaging 211.2 yards per contest. He also mentored rookie LB Carl Lawson to 8.5 sacks on the year, second-most on the team. Lawson's 8.5 sacks tied for seventh-most among NFL linebackers.

From 2011-16, the Bengals tallied 233 sacks, tied for 10th-most in the NFL. The 19.7 points allowed per game were the eighth fewest in the league in 2016, after a second-place finish in 2015. The 17.4 points allowed in 2015 rank second in club history and contributed to the team's second AFC North Championship since 2013.

In 2014, the defensive unit finished in the top-10 in nine of the 15 major statistical categories, highlighted by 20 interceptions (tied for third) and a 75.8 average opponent passer rating (third). Lippincott helped capture his first division title as a full-time member on staff in 2013, while also tutoring undrafted and current Raiders LB Vontaze Burfitt to a Pro Bowl selection. The linebackers helped the defense finish third in total defense that season, allowing just 305.5 yards per game. The defense also finished fifth in scoring defense with an average of 19.1 points surrendered per game.

In his second season as full-time coach, the Bengals allowed just 319.7 yards per game, ranking sixth in the NFL in 2012. The unit posted the eighth-best scoring defense that season, allowing just 20.0 points per game, a one-spot improvement from the 2011 season where the team finished with a 20.2 point average. In his first year as a full-time coach on staff, Lippincott's duties as a defensive quality control coach in 2011 consisted of breaking down video, game plan preparation, while also having on-field duties with the defensive front-seven.

From 2008-2010, Lippincott served as a coaching assistant during his first three years on an NFL staff. He assisted in the scouting department while also helping with the wide receivers. His contributions in 2009 helped lead to the team's first division crown since 2005.

Prior to breaking into the NFL, Lippincott spent three seasons at the University of Richmond, where he coached the safeties (2007) and defensive ends (2005-06). The team won the Atlantic 10 title in 2005, where the team was a quarterfinalist in the NCAA Division I-AA playoffs. As the defensive line coach in 2006, Lippincott tutored a group that allowed just 13 rushing scores on the year, third-fewest in the conference. In 2007, they captured Colonial Athletic Association crown and were a semifinalist in what was renamed the FCS division.

Lippincott spent the two prior years with the University of Minnesota as a graduate assistant from 2003-04. He helped guide the Gophers to two Bowl victories, one being the Sun Bowl in 2003, the other being the Music City Bowl in 2004, where he was appointed the team's interim linebacker coach in his last game and victory as a Gopher.

Prior to joining Minnesota, Lippincott spent three seasons (2000-02) at Bluffton University coaching the defensive line.

PERSONAL: Native of Cincinnati, Ohio...Attended University of Dayton during his undergraduate studies, serving as an undergraduate defensive assistant and defensive line co-coach during his four years with the Flyers...A graduate of Moeller High School in Cincinnati...He and his wife, Lisa, have two children, a daughter, Sophia, and son, Declan.

COACHING BACKGROUND

Years	College/Pro Team	Position Coached
2000-02	Bluffton University	Defensive Line
2003-04	University of Minnesota	Graduate Assistant
2005-06	University of Richmond	Assistant Defensive Line
2007	University of Richmond	Safeties
2008-10	Cincinnati Bengals	Coaching Assistant
2011	Cincinnati Bengals	Defensive Quality Control
2012-17	Cincinnati Bengals	Assistant Linebackers/ Quality Control
2018-19	Oakland Raiders	Linebackers
2020	Las Vegas Raiders	Linebackers



ROD MARINELLI

DEFENSIVE LINE

25th Season in NFL

1st Season with Raiders



Rod Marinelli embarks upon his first season with the Silver and Black and his 25th as an NFL coach, having spent the previous seven seasons with the Dallas Cowboys, including the last six as defensive coordinator/defensive line coach. Marinelli brings 44 years of coaching experience to the Raiders.

In his seven seasons with the Cowboys, Marinelli helped the club capture three NFC East titles (2014, 2016 and 2018), having advanced to the divisional round in each of those three seasons. Marinelli's defense finished in the top-10 three times (2017-19) in total yards allowed during those seasons, while leading the league in rush defense in 2016 with the fifth-best rushing average allowed (83.5 avg.) in franchise history.

Last season, the Cowboys ranked ninth in the NFL and third in the NFC in opponent yards per game (327.0 avg.), as the team improved its pass defense ranking to 10th in 2019 from its 13th-place finish in 2018, allowing just 223.5 yards per game. The unit also finished 11th in the league in points allowed per game, ending with an average of 20.1, marking the fourth consecutive season averaging less than 21 points allowed per game.

In the red zone, the defense held opponents to a touchdown percentage rate of just 50.9 percent, tied for the ninth-best mark in the NFL in 2019. It marked the second consecutive season that the defense finished in the top-10 in red zone touchdown percentage. Marinelli's defense was also superb on third down, recording an opponent conversion rate of just 33.3 percent on the season, ranking second in the NFL and tied for the fifth-best percentage in Dallas Cowboys history.

Under Marinelli's direction in 2019, the team was one of six clubs in the NFL to have at least five defenders with at least four sacks apiece. Pacing the team was DE Robert Quinn, who led the defensive unit with 11.5 sacks on the year, tying for ninth-most in the NFL and most by Quinn since 2013. In the middle of the defense, LB Jaylon Smith led the team with a career-high 168 tackles.

For five consecutive seasons (2014-18), Marinelli's defense improved its total ranking from the year prior, finishing seventh in 2018 after ranking eighth in 2017. The defensive unit also forced 20 turnovers on opposing offenses for the third consecutive season in 2018, en route to landing three Cowboy defenders' Pro Bowl honors including two second-team All-Pro selections.

Leading the way for Marinelli's defense in 2018 was rookie first-round selection LB Leighton Vander Esch. The rookie logged 176 tackles, the most by a rookie in franchise history en route to becoming just the third rookie defender – and first linebacker – in club lore to be named to the Pro Bowl. On the defensive line, DE DeMarcus Lawrence garnered Pro Bowl honors for the second consecutive season after leading the club with 10.5 sacks. It marked the first time a Cowboys defender had posted double-digit sacks in back-to-back seasons since LB DeMarcus Ware did so from 2007-11. Both Lawrence and Vander Esch were named second team All-Pro. Additionally, CB Byron Jones earned his first trip to the Pro Bowl after posting a team- and career-high 15 passes defended.

In 2017, Marinelli's defensive unit finished ranked eighth in the NFL in total defense. Up front, Lawrence finished third in the league with a career-high 14.5 sacks on the season to earn his first Pro Bowl honor. On the back end, the secondary helped surrender just 214.1 passing yards per game, the 11th-best mark in the NFL.

In 2016, Marinelli's emphasis on stopping the run was evident, as the team led the league in rushing yards allowed per game (83.5 avg.), the fifth-best mark in Cowboys history. The unit also finished sixth in plays of 20-plus yard plays allowed (51), while forcing nine more takeaways than the prior season. Leading Marinelli's unit was LB Sean Lee, who posted a career-high 174 tackles, including 12 tackles for loss, en route to his second consecutive Pro Bowl honor and first All-Pro nod.

In his second season as the team's defensive coordinator/defensive line coach, Marinelli mentored a defense that ended the year ranked 17th in overall defense, improving from their 19th ranking in 2014 in his first year in the role. The team drastically improved in pass defense, as the team improved its ranking from 25th in 2014 to fifth in 2015 with an average of 227.0 yards per game. Lee paced the unit with 156 stops on the year to earn his first career Pro Bowl nod, while Lawrence led the club in sacks (eight) in just his second year in the NFL.

In 2014, Marinelli took on the role of defensive coordinator in addition to his defensive line coaching duties. As the team's defensive coordinator, the defense made vast improvements in an array of areas almost immediately. The club improved from 32nd in total defense in 2013 to 19th just one year later, while finishing the campaign ranked second in takeaways with 31, the most a Cowboys defense had registered since 2006. The team was led by three players who accumulated over 100 tackles on the season – S Barry Church (110), LB Rolando McClain (108) and rookie LB Anthony Hitchens (100). Hitchens became the first rookie Cowboys defender to record 100 stops in a single campaign since S Roy Williams (127) in 2002.

Marinelli's first season with the Cowboys came in 2013 as defensive line coach. Although losing two of the projected starters along the defensive line, Marinelli still had success with his defensive front. Perennial Pro Bowler Ware tallied six sacks while playing defensive end for the first time in his career and DT Jason Hatcher earned his first career Pro Bowl honor after leading the team and all NFL interior linemen with a career-high 11 sacks. Among the 18 players shuffled along the defensive line that year, free agent acquisition DE George Selvie finished with a career-high seven sacks under Marinelli, ranking second on the club.

Prior to joining the Cowboys in 2013, Marinelli spent four seasons with the Chicago Bears, serving as the team's assistant head coach/defensive line coach in 2009 before spending the next three seasons (2010-12) as the club's assistant head coach/

COACHING BACKGROUND

Years	College/Pro Team	Position Coached
1976-81	Utah State	Defensive Line
1982	Utah State	Special Teams/Offensive Line
1983-89	California	Defensive Line
1990-91	California	Assistant Head Coach/ Defensive Line
1992-94	Arizona State	Head Coach
1995	USC	Defensive Line
1996-2001	Tampa Bay Buccaneers	Defensive Line
2002-05	Tampa Bay Buccaneers	Assistant Head Coach/ Defensive Line
2006-08	Detroit Lions	Head Coach
2009	Chicago Bears	Assistant Head Coach/ Defensive Line
2010-12	Chicago Bears	Assistant Head Coach/ Defensive Coordinator
2013	Dallas Cowboys	Defensive Line
2014-19	Dallas Cowboys	Defensive Coordinator/ Defensive Line
2020	Las Vegas Raiders	Defensive Line

defensive coordinator. Over his three years leading the defensive unit, the team forced a league-best 59 fumbles and recorded 65 interceptions, third-most in the NFL over that span, while returning a league-high 13 interceptions for touchdowns. His defense also allowed just 904 points during that same time frame, the fourth-fewest in the NFL.

In the 2012 campaign alone, four Bears defenders (DB Tim Jennings, DE Henry Melton, DE Julius Peppers and CB Charles Tillman) were selected as starters for the Pro Bowl as the defense ranked first in takeaways (44), third in points allowed (277) and fifth in total defense (315.6 yards per game). In 2011, Marinelli coached another four players (LB Lance Briggs, Peppers, Tillman and LB Brian Urlacher) to Pro Bowl nods after the defense finished ranked in the top-10 in six different defensive categories. Peppers logged double-digit sacks for the seventh time while surpassing 100 total sacks in his career.

Before his tenure with the Bears, Marinelli spent three seasons within the division with the Detroit Lions as the team's head coach from 2006-08. Ahead of his arrival in Detroit, Marinelli spent the first 10 years (1996-2005) of his NFL coaching career with the Tampa Bay Buccaneers. In his first five seasons, he was the club's defensive line coach, spending the last four (2002-05) with the added title of assistant head coach alongside former Buccaneers and current Las Vegas Raiders Head Coach Jon Gruden.

Over his 10 seasons with the Buccaneers, the defensive line tallied an NFL-best 328.5 sacks. His tenure in Tampa Bay was highlighted by a 2002 campaign that saw the team capture a Super Bowl XXXVII victory led by the NFL's best defense, as the Buccaneers held opposing offenses to a league-low 252.8 yards and 12.3 points per game. Prior to 2019, the team's top-five single-season sack totals all came under Marinelli's tenure (1997, 1999-2000, 2002 and 2004). The team logged a sack in a remarkable 69 consecutive games from 1999-2003, marking a new NFL record. In 2000, 45.5 of the team's franchise-best 55 sacks that year were accounted for by Marinelli's defensive lineman, including a then-club-record 16.5 sacks from DT Warren Sapp. His 16.5 sacks stand as fourth in the NFL among defensive tackles since sacks became an official statistic in 1982. Another one of Marinelli's players, DE Simeon Rice, held the next three single-season sack figures with 15.5 in 2002, 15 in 2003 and 14 in 2005.

Before making the move to professional football, Marinelli coached for 20 years at the collegiate level, serving as the defensive line coach at USC (1995), assistant head coach/defensive line coach at Arizona State (1992-94), defensive line coach at Cal for seven seasons (1983-89), while also adding the title of assistant head coach during his final two years (1990-91) with the program. Prior to Cal, Marinelli started in the collegiate ranks with Utah State in 1976, where he spent six seasons (1976-81) as the defensive line coach before transitioning to the offensive line and special teams in 1982. Marinelli's first coaching stint came as an assistant at his alma mater, Rosemead (Calif.) High School, where he spent three years (1973-75) with the program.

PERSONAL: A native of Rosemead, Calif., Marinelli played offensive tackle in college, beginning at Utah in 1968 and finishing at California-Lutheran from 1970-72 after having his playing days split by a tour of duty in Vietnam...As a senior in 1972, Marinelli earned All-American honors for Cal-Lutheran on the offensive line...Marinelli and his wife, Barbara, have two daughters, Christine and Gina, and four grandchildren.



JOHN MORTON

SENIOR OFFENSIVE ASSISTANT

18th Season in NFL

10th Season with Raiders



John Morton, in his second stint with the Silver and Black, enters his 10th overall season with the Raiders. Morton, now in his second consecutive season as the club's senior offensive assistant, brings 17 years of NFL experience to the post.

During his coaching run, Morton has coached with Raiders Head Coach Jon Gruden (Oakland, 1998-01, 2019), Bill Callahan (Oakland, 2002-03), Norv Turner (Oakland, 2004), Jim Harbaugh (University of San Diego, 2005 and San Francisco, 2011-14), Sean Payton (New Orleans, 2006, 2015-16), Pete Carroll (USC, 2007-09) and Lane Kiffin (USC, 2010). Those coaches have combined for over 500 victories in addition to six Super Bowl appearances.

In his return to the Raiders in 2019, Morton helped oversee the development of QB Derek Carr. In his sixth year in the NFL, Carr posted career highs in passing yards (4,054), yards per attempt (7.9 avg.), completion percentage (70.4 percent), completions of at least 20 yards (54) and passer rating (100.8).

Morton oversaw the fourth 4,000-yard campaign in franchise history, as Carr became the first player in club annals to record two seasons with at least 4,000 passing yards. Carr also became the second quarterback in team history to log a passer rating of at least 100 in a single season, joining Hall of Famer QB Ken Stabler. Additionally, Carr's completion percentage of 70.4 marked a new team record and stands as the eighth-best completion percentage for a single season in NFL history.

Morton's success with Carr translated into improvements across the offense as a whole, as the unit improved its ranking in many statistical categories. The team finished 11th in net yards per game (363.7), seventh in third-down percentage (43.8 percent) and eighth in passer rating (101.0). The team also tied for fifth-fewest in the NFL with a total of eight interceptions, helping the club finish with just 17 turnovers on the year, the second-fewest in Raiders history and seventh-fewest in the NFL in 2019.

Morton served as offensive coordinator of the New York Jets in 2017. Under Morton's direction, QB Josh McCown completed a career-best 67.4 percent of his passes, a mark that ranked as the third-highest completion percentage in franchise history and fourth-best in the NFL that season. McCown also notched a passer rating of 94.5, the fourth-best rating in the AFC.

Under Morton's tutelage, WR Robby Anderson set a career-high with 941 yards on 63 receptions, leading the team and ranking 19th in the NFL among wide receivers that season. Anderson also hauled in four touchdowns of at least 30 yards, tied for the second-most such scores in the NFL in 2017. WR Jermaine Kearse also enjoyed a career year, hauling in a personal-best 65 receptions for 810 yards and tying a career high with five receiving scores. Kearse's 810 yards on the season ranked 27th in the NFL among his position group.

Morton also guided RB Bilal Powell to career highs in rushing attempts (178), yards (772) and rushing touchdowns (five) in the same season. Additionally, TE Austin Seferian-Jenkins posted career highs in receptions (50), receiving yards (357), and added three touchdowns. Seferian-Jenkins' 50 receptions ranked 13th among all NFL tight ends in 2017.

Prior to joining the Jets' staff in 2017, Morton spent two seasons in his return to the New Orleans Saints as the club's wide receivers coach, having previously served as an offensive assistant/passing game coach with the club in 2006. From 2015-16, Saints receivers led the league with a combined 507 receptions and 6,682 yards. Despite all having three-or-fewer years of experience, WRs Brandin Cooks and Michael Thomas each produced over 1,100 yards on the year, while Cooks, Thomas, WRs Willie Snead IV and Brandon Coleman all collected multiple touchdowns in each of their seasons under Morton's guidance.

Before returning to New Orleans, Morton spent four years (2011-14) in San Francisco working as the wide receivers coach of the 49ers. During that span, WRs Anquan Boldin (2013-14) and Michael Crabtree (2012) each compiled 1,000-yard seasons. In the 2012 season, Crabtree finished 14th in the league with 1,105 yards, adding nine touchdowns. During their playoff run that season, Morton helped Crabtree to 285 yards on 20 receptions in addition to three scores, marks that all finished second in postseason play. Crabtree also led all receivers with 109 yards in the 49ers' Super Bowl XLVII appearance.

Ahead of his term with the 49ers, Morton worked collegiately with USC for four seasons (2007-10), spending the last two seasons as the school's offensive coordinator/wide receivers coach after

COACHING BACKGROUND

Years	College/Pro Team	Position Coached
1997	Oakland Raiders	Personnel Department
1998-99	Oakland Raiders	Offensive Assistant/ Wide Receivers
2000-01	Oakland Raiders	Offensive Quality Control/ Wide Receivers
2002-03	Oakland Raiders	Senior Offensive Assistant/ Wide Receivers
2004	Oakland Raiders	Tight Ends
2005	San Diego	Passing Game/Wide Receivers
2006	New Orleans Saints	Offensive Assistant/ Passing Game
2007-08	USC	Passing Game Coordinator/ Wide Receivers
2009	USC	Offensive Coordinator/ Passing Game Coordinator/ Wide Receivers
2010	USC	Passing Game Coordinator/ Wide Receivers
2011-14	San Francisco 49ers	Wide Receivers/Passing Game
2015-16	New Orleans Saints	Wide Receivers
2017	New York Jets	Offensive Coordinator
2019	Oakland Raiders	Senior Offensive Assistant
2020	Las Vegas Raiders	Senior Offensive Assistant



beginning his stint with the team as a passing game coordinator/wide receivers coach. In 2005 he entered the collegiate ranks as a passing game/wide receivers coach under Jim Harbaugh at the University of San Diego. In his lone season with the school, Morton mentored QB Josh Johnson to program records in both completions and completion percentage.

From 1997-2004, Morton worked in a variety of roles for the Silver and Black, helping the club earn three consecutive divisional crowns from 2000-02, including a Super Bowl XXXVII appearance in 2002. Morton worked as a tight ends coach in 2004 after serving as a senior offensive assistant for the club from 2002-03, where he assisted WR Jerry Rice to a campaign of 90-plus receptions, 1,200-plus yards and seven scores. Morton spent the two seasons prior (2000-01) in an offensive quality control/wide receivers role. In 2001, Morton's Hall of Famers WRs Tim Brown and Rice combined for over 170 receptions, 2,400 yards and a total of 18 receiving touchdowns, and were the only teammates in the NFL to both record at least 80 receptions, 1,100 yards and nine touchdowns. From 1998-99 Morton was tasked with overseeing the offense in the capacity of offensive assistant/wide receivers coach, while spending his inaugural season with the Raiders in the personnel department in 1997.

PERSONAL: Native of Rochester Hills, Mich. ...Entered the NFL as an undrafted free agent in 1993, where he spent time as a member of the Oakland Raiders' practice squad in 1993-94, while also stopping with the Green Bay Packers in 1993...Participated in training camp with the Jacksonville Jaguars in 1995 before returning to Raiders training camp in 1996...Played two seasons (1995-96) for the CFL's Toronto Argonauts and later with the World League's Frankfurt Galaxy in Spring of 1997...Played two years (1991-92) as a wide receiver for Western Michigan, where he finished eighth in receiving yards and 10th in receptions as a senior en route to earning All-Mid-American Conference honors...Spent two years at Grand Rapids (Mich.) Community College prior to joining the Broncos...Earned a degree in general studies from Western Michigan in 1997...He and his wife, Shannon, have two daughters, Tierney Rose and Sage Marie.

A.J. NEIBEL

HEAD STRENGTH AND CONDITIONING

16th Season in NFL

8th Season with Raiders



A.J. Neibel, who holds 15 years of NFL experience in the sports performance and strength and conditioning realm, enters his second season as head strength and conditioning coach of the Raiders.

Neibel, who previously spent six seasons with the Silver and Black (2003-08), returned to the Raiders in 2019. In his role, Neibel helped produce two Pro Bowlers in T Trent Brown and C Rodney Hudson. The two paved the way for RB Josh Jacobs, the first-ever 1,000-yard rookie rusher in team history, while helping the club surrender just 29 sacks on the year, good for eighth-fewest in the NFL.

Neibel and his staff also excelled in helping the 2019 rookie class make the transition from college to the NFL, as the Raiders rookies combined to lead the NFL in scrimmage touchdowns (17) amongst their rookie peers. The Raiders rookies also ranked first in sacks (14.5), yards after the catch (676), rushing yards (1,167), rushing touchdowns (seven) and rushing first downs (60), while ranking second in receptions (107) and receiving yards (1,112).

Neibel's return to the Raiders came after spending the previous two seasons (2017-18) with the Jacksonville Jaguars as the club's athletic performance specialist/physical therapy assistant. In his role with the Jaguars, Neibel assisted both the medical and strength and conditioning staff transition players from injury back into participation, while helping manage performance data for the team's coaching staff. The team garnered eight Pro Bowl selections over two seasons under Neibel's guidance.

Prior to his stint with the Jaguars, Neibel spent six years (2011-16) with the Atlanta Falcons in a variety of roles. Over his five years with the club, the Falcons earned 21 total Pro Bowl selections under Neibel's direction, including four from WR Julio Jones (2012, 2014-16), and three apiece from TE Tony Gonzalez (2011-13) and QB Matt Ryan (2012, 2014, 2016).

In 2016, Neibel was tabbed as the club's athletic performance manager after serving as the team's head strength and conditioning coach during the previous three seasons (2013-15). In his first two seasons (2011-12) with the Falcons, Neibel was on staff as strength and conditioning assistant. Before joining the club, Neibel spent time working for the Atlanta Falcons' Therapy Center in Snellville, Ga.

Prior to Atlanta, Neibel also worked in the Bay Area with the San Francisco Giants of Major League Baseball and their affiliate, the San Jose Giants, as a strength and conditioning consultant from 2009-10. In his first tour with the Raiders, Neibel helped train athletes as a strength and conditioning/sports medicine associate.

PERSONAL: Native of Cupertino, Calif...Earned a degree in sports psychology from Long Beach State in 1996...Earned a second degree in physical therapy from Cerritos College in 1998...Notable qualifications include being USA weightlifting certified, level one, Olympic lifting coach, a certified strength and conditioning specialist with the National Strength and Conditioning Association and certified in Russian Kettle bell training.

COACHING BACKGROUND

Years	College/Pro Team	Position Coached
2003-08	Oakland Raiders	Strength and Conditioning/ Sports Medicine Associate
2009-10	San Francisco Giants	Strength and Conditioning Consultant
2011-12	Atlanta Falcons	Strength and Conditioning Assistant
2013-15	Atlanta Falcons	Head Strength and Conditioning Coach
2016	Atlanta Falcons	Athletic Performance Manager
2017-18	Jacksonville Jaguars	Athletic Performance Specialist/ Physical Therapy Assistant
2019	Oakland Raiders	Head Strength and Conditioning
2020	Las Vegas Raiders	Head Strength and Conditioning



GREG OLSON

OFFENSIVE COORDINATOR

19th Season in NFL

5th Season with Raiders



Greg Olson enters his third season in his return to the Raiders, marking his 19th season in the NFL and fifth season with the Raiders, having spent the 2013 and 2014 seasons as the team's offensive coordinator. Olson is also in his second stint on Head Coach Jon Gruden's staff, as he served as Gruden's quarterbacks coach with the Tampa Bay Buccaneers in 2008.

Bringing 33 years of coaching experience to the post, Olson is in his second stint with the Silver and Black with 12 seasons of experience as an offensive coordinator, as he's been with the Detroit Lions (2005), St. Louis Rams (2006-07), Tampa Bay Buccaneers (2009-11), Oakland Raiders (2013-14, 2018-19) and Jacksonville Jaguars (2015-16).

In 2019, Olson's offense recorded a 4,000-yard passer, 1,000-yard receiver and 1,000-yard rusher for the first time in team history, making the Raiders just one of three clubs in 2019 to achieve the feat. Olson's unit also produced two Pro Bowlers in T Trent Brown and C Rodney Hudson. Brown earned his first selection to the All-Star game in his first season with the Raiders, while it was Hudson's third time earning the accolade.

The offense improved its ranking in many major statistical categories from the 2018 season, including net yards per game (363.7 – 11th), third down percentage (43.8 – seventh), touchdown passes (22 – tied 19th), passer rating (101.0 – eighth), interceptions (eight – tied fifth-fewest) and sacks allowed (28 – eighth-fewest). The club finished second in completion percentage with a mark of 70.2 percent, inching up from their fifth-place finish in 2018, while jumping up six spots to finish tied for 12th in passing yards per game with a 256.9 average on the year. Additionally, Olson guided the team to an NFL-best 158 points on drives of at least 10 plays, the most by the Raiders since at least 2000.

Among many other significant improvements was the club's total giveaways. The team turned the ball over just 17 times in 2019, tied for the seventh-fewest in the NFL and seven less turnovers than the offense committed in 2018, netting a 15-spot improvement league wide. The 17 giveaways committed by the team also marked the second-fewest in franchise history behind the team's 14 in 2016.

Among the offense's individual success was QB Derek Carr, who once again benefited from being mentored by Olson. Carr, in his sixth year in the NFL, completed a career-high and new franchise-record 70.4 percent of his passes last season, finishing 361-of-513, while becoming the first quarterback in franchise history to record multiple seasons with at least 4,000 passing yards. His completion percentage ranked second in the NFL and stands as the eighth-best completion percentage for a single season in NFL history. Carr also earned a career-high 100.8 passer rating, joining Ken Stabler as the only two quarterbacks in franchise history to surpass the 100-point barrier. Among other career highs for Carr were his passing yards (4,054), yards per attempt (7.9 avg.), completions of at least 20 yards (54) and rushing touchdowns (two), while also throwing just eight interceptions, the second-fewest in his career.

On the other end of Carr's success was TE Darren Waller, who put together one of the finest campaigns by a tight end in franchise history, posting 90 receptions for 1,145 yards and three touchdowns, while breaking the club record for most 100-yard receiving contests (five) by a tight end. Waller's five 100-yard contests ranked first in the NFL among tight ends in 2019, while his yards and receptions both placed second en route to being named a Pro Bowl alternate.

Olson also molded a rookie class that made significant contributions in 2019. Amongst their peers, the Raiders rookies finished first in yards after catch (676), first in rushing yards (1,167), first in rushing touchdowns (seven), first in rushing first downs (60), second in receptions (107), second in receiving yards (1,112), second in touchdown receptions (10) and second in first-down receptions (62).

Highlighted in the rookie class were FB Alec Ingold, RB Josh Jacobs, TE Foster Moreau and WR Hunter Renfrow. Jacobs became the first-ever Raiders rookie to surpass 1,000 rushing yards, while breaking the club record for most 100-yard contests (five) by a rookie en route to two NFL Offensive Rookie of the Month awards, the only player in team history with multiple Rookie of the Month honors. Under Olson, both Jacobs and Ingold were selected as Pro Bowl alternates and helped the team improve 12 spots from 2018 to finish 13th on the year with a rushing average of 118.3 yards per game. Through the air, Moreau led all rookie tight ends with five touchdown receptions, while Renfrow finished with the second-most receptions (49) by a rookie receiver in club history. In all, the rookies combined for a team-record 17 touchdowns in 2019, the most in the NFL amongst all rookie classes.

In 2018, Olson oversaw an offense that underwent many changes due to injuries, but still saw Carr produce career highs in many statistical categories. Carr set then-personal bests in passing yards (4,049), completion percentage (68.9 percent) and yards per attempt (7.3 avg.), while his 381 completions still mark a career high. His 4,049 passing yards made him 1-of-3 quarterbacks in franchise history to surpass the 4,000-yard barrier.

Carr's completion percentage marked a new franchise record at the time before topping it in 2019, besting Rich Gannon's previous record of 67.6 percent set in 2002, while also ranking fifth in the NFL. Olson also assisted Carr in cementing himself among NFL history when his completion total in 2018 surpassed Peyton Manning for most completions (1,759) in NFL history through a player's first five seasons. Carr joined Manning as the only other quarterback in league annals to complete 300 passes in each of their first five seasons.

Olson placed a heavy emphasis on protecting the ball and minimizing turnovers, a facet in which Carr excelled. Carr set a new franchise record for most consecutive pass attempts without an interception in 2018, with his streak coming to an end at 332 attempts. His streak ranked third in NFL history, trailing only Tom Brady (350) and Aaron Rodgers (402). Carr also completed 52 passes of at least 20 yards in 2018, helping the offense rank 11th in the league.

COACHING BACKGROUND

Years	College/Pro Team	Position Coached
1987-89	Washington State	Graduate Assistant
1990-93	Central Washington	Offensive Coordinator/Quarterbacks
1994-96	Idaho	Quarterbacks
1997-00	Purdue	Quarterbacks/Tight Ends/ Recruiting Coordinator
2001	San Francisco 49ers	Quarterbacks
2002	Purdue	Quarterbacks
2003	Chicago Bears	Quarterbacks
2004	Detroit Lions	Quarterbacks
2005	Detroit Lions	Offensive Coordinator/Quarterbacks
2006-07	St. Louis Rams	Offensive Coordinator
2008	Tampa Bay Buccaneers	Quarterbacks
2009-11	Tampa Bay Buccaneers	Offensive Coordinator
2012	Jacksonville Jaguars	Assistant Head Coach/ Quarterbacks
2013-14	Oakland Raiders	Offensive Coordinator
2015-16	Jacksonville Jaguars	Offensive Coordinator
2017	Los Angeles Rams	Quarterbacks
2018-19	Oakland Raiders	Offensive Coordinator
2020	Las Vegas Raiders	Offensive Coordinator

Olson's offense produced a first-time Pro Bowler in TE Jared Cook, who set career highs in yards (896), receptions (68) and touchdowns (six), marks that all either tied for the team lead or outright led the team. With injuries at running back, Olson helped find a larger role for third-year RB Jalen Richard, who tied for the team lead in receptions (68), setting a new career high and also tying Marcus Allen for the fourth-most receptions in a single season by a Raiders running back.

In 2017, Olson served as the quarterbacks coach for the Los Angeles Rams, helping the Rams win the NFC West and overseeing the development of second-year QB Jared Goff. Under Olson, Goff enjoyed a breakout season in 2017, earning a selection to the Pro Bowl and throwing for 3,804 yards on 296-of-477 passing (62.1 percent), 28 touchdowns and just seven interceptions. Additionally, Olson helped the Rams post 29.9 points per game, best in the NFL, and the franchise's best mark in 16 years.

Prior to joining the Rams, Olson spent two seasons (2015-16) as the offensive coordinator of the Jacksonville Jaguars. In the first season of his second stint with Jacksonville in 2015, Olson revamped the Jaguars offense into the NFL's 14th-ranked scoring unit (23.5 points per game) after placing 32nd in 2014. The Jaguars also scored 127 more points in 2015 (376) than they did in 2014 (249), and their 376 points scored were the most for the franchise since 2007.

Olson's first tenure with the Raiders came from 2013-14, also as the team's offensive coordinator, where he was charged with tutoring first-year Carr in 2014. Olson played a key role in the development of the rookie quarterback, who threw for 3,270 yards and 21 touchdowns, and a franchise rookie record and tops in the NFL among rookie quarterbacks that year. Additionally, Olson oversaw an offense that allowed only 28 sacks on the year, the sixth fewest in the NFL.

In 2013, the Raiders' offense averaged 20.1 points and 333.8 yards per game. Despite starting a league-high eight different offensive line combinations, Olson's group showed improvements in many significant areas from 2012, including yards per rush (3.8 in 2012 to 4.6 in 2013), 20-plus-yard runs (eight to 18), red zone touchdown percentage (42.9 to 59.5) and points on the opening possession (three to 41). He also returned two young quarterbacks to lead the Raiders offense – QBs Terrelle Pryor and Matt McGloin. Pryor threw for 1,798 yards and seven touchdowns, while setting a franchise record for a quarterback with 576 rushing yards. McGloin took over as the starter midway through the campaign and finished up his rookie season with 1,547 passing yards and nine touchdowns.

Olson served as assistant head coach/quarterbacks coach for the Jacksonville Jaguars in 2012, overseeing the quarterback duo of Blaine Gabbert, the 10th overall pick in the 2011 draft, and Chad Henne, a second-round selection in 2008. With an injury-depleted rushing attack, Gabbert and Henne combined to rank 11th in the NFL with both 586 pass attempts and an average of 36.6 attempts per game.

Prior to joining the Jaguars, Olson served four seasons with the Tampa Bay Buccaneers, including the last three as offensive coordinator. Olson was responsible for the development of QB Josh Freeman, the 17th overall pick in the 2009 draft. Under Olson's guidance, Freeman threw for 8,898 yards and 51 touchdowns in his first three seasons as a starter. In 2011, Olson helped guide the Buccaneers to one of their best offensive seasons in team history, setting franchise records for yards per play (5.61), average per rush (4.64 yards), average per pass play (7.21), passer rating (96.2) and fewest interceptions thrown (six).

The Buccaneers were the youngest team in the NFL in 2010 and WR Mike Williams, a fourth-round draft pick, finished the year leading all rookie receivers in the league in every major receiving category while setting a single-season team record with 11 touchdown receptions. RB LeGarrette Blount's 1,007 rushing yards led all rookie running backs and he became just the second undrafted rookie running back in NFL history to finish with over 1,000 yards.

Despite his late elevation to the coordinator position in 2009, Olson's offense showed consistent growth around Freeman. Working closely with Olson, Freeman led all rookie quarterbacks in completion percentage (54.5) while setting Buccaneer rookie records for touchdown passes (10) and passing yards (1,855) despite starting in just nine games. TE Kellen Winslow had the best season by a tight end in team history in 2009 as he led the team in receptions (77) and receiving yards (884), both good for single-season franchise records among tight ends.

In his first season in Tampa Bay in 2008, Olson was part of Head Coach Jon Gruden's staff. The Buccaneers' offense finished the season amassing 5,456 total yards, the highest total in team history at the time, while scoring 361 points, the second-highest total in team annals. Under Olson's tutelage, QB Jeff Garcia tied for second in the NFL for fewest interceptions (six), was ninth in the league and third in the NFC in completion percentage (64.9) and ninth in the NFL and fifth in the NFC in quarterback rating (90.2).

Prior to joining Tampa Bay, Olson spent two seasons (2006-07) as offensive coordinator for the St. Louis Rams. In his first year with the Rams in 2006, he helped guide a high-powered offense that ranked sixth in the NFL in total offense (360.4 yards per game) and a passing offense that ranked third (247.6) in the NFC. Under Olson's direction, the 2006 Rams became just the fourth team in NFL history to produce a 4,000-yard passer (QB Marc Bulger), a 1,500-yard rusher (RB Steven Jackson) and two 1,000-yard receivers (WRs Torry Holt and Isaac Bruce). Bulger, Jackson and Holt were all selected to the Pro Bowl.

Prior to his time with the Rams, Olson spent one season as quarterbacks coach (2004) and one season as offensive coordinator/quarterbacks coach (2005) for the Detroit Lions. In 2004, Olson took over play-calling duties for the Lions with three games remaining in the season and the Lions offense went on to average 403.6 total yards per game. In 2005, Olson was named offensive coordinator of the Lions in Week 11.

Following one season as tight ends/recruiting coordinator at Purdue, Olson spent one season as quarterbacks coach for the Chicago Bears in 2003.

Olson entered the NFL as quarterbacks coach for the San Francisco 49ers in 2001 under head coach Steve Mariucci. In 2001, Garcia threw for a career-high 32 touchdown passes while posting a career-best 94.8 passer rating and 62.7 completion percentage.

From 1997-2000, as quarterbacks coach at Purdue, Olson played a key role in the development of future Pro Bowl and Super Bowl-winning QB Drew Brees. Under Olson, Brees was a Heisman Trophy finalist in 1999 and 2000 while winning the Maxwell Award as the nation's most outstanding player in 2000. He was also a finalist for the Davey O'Brien Award as the nation's top quarterback in 1999 and 2000. Brees finished his collegiate career as the Big Ten and Purdue's all-time leader in passing yardage (11,792), touchdown passes (90), total yards (12,693), completion percentage (61.1), completions (1,026) and attempts (1,678). He also ranked fourth in NCAA Division I-A history for total offense, completions and attempts upon his departure from Purdue. Brees earned Big Ten Player of Year honors in 1998 and 2000 and All-Conference accolades for three straight years (1998-2000).

Olson began his coaching career in 1987 as a graduate assistant under the guidance of head coaches Dennis Erickson (1987-88) and Mike Price (1989) at Washington State, where he earned his master's degree in athletic administration, and published his master's thesis titled "Developing Quarterback Skills in a Passing Offense." He spent four seasons (1990-93) as an assistant at Central Washington University and two seasons at Idaho (1994-96). At Central Washington, Olson developed QB Jon Kitna, who went on to become an NFL starter at Seattle, Cincinnati and Detroit. Olson also served as wrestling coach for four seasons at Central Washington including the last two as head coach.

PERSONAL: Native of Richland, Wash. ...Played quarterback at Spokane Falls Junior College (1981-82) and Central Washington (1983-84)...Earned bachelor's degree in education from Central Washington...He and his wife, Lissa, have twins, Kenneth and Grayce (16)...Lissa was the first female to be named head coach of a Division I track and field men's team when she took over at Purdue in March of 2001.

JIM O'NEIL

DEFENSIVE BACKS

11th Season in NFL

3rd Season with Raiders



Jim O'Neil enters his third season with the Raiders and second as the defensive backs coach. O'Neil brings 10 years as an NFL coach, having spent the three years prior to the Silver and Black as an NFL defensive coordinator with the Cleveland Browns and the San Francisco 49ers.

During his first year leading the defensive backs, O'Neil saw his unit record nine interceptions with two returned for scores, marking the Silver and Black's first multi-interception touchdown season since recording two in 2010.

Under O'Neil's guidance, S Erik Harris recorded the best season of his career while leading the unit in tackles in 2019. Harris set career highs in tackles (68), interceptions (three), defensive touchdowns (two) and passes defended (nine). O'Neil also developed second-round standout CB Trayvon Mullen. Mullen led the club with 10 passes defended last season, which marks the most tallied by a Raider rookie since CB Charles Woodson recorded 22 in 1998.

In 2018, O'Neil worked closely with the secondary, helping the unit record 14 interceptions after recording just five the previous year. The Raiders also saw a 21-place improvement in passes defended, finishing the year tied for ninth in the NFL with 73 after finishing tied for 30th in 2017.

O'Neil helped S Marcus Gilchrist tie for the lead among the secondary with 56 tackles in his first season with the Silver and Black. Additionally, Gilchrist tied a career and team high with three interceptions. O'Neil also tutored S Erik Harris to a breakout year as he appeared in all 16 games for the first time and set career highs in tackles (43), interceptions (two) and passes defended (seven).

In 2016, O'Neil served as the defensive coordinator for San Francisco, helping the 49ers defense improve in passing yards allowed per game, sacks and forced turnovers. The 49ers improved 13 spots from 2015 to finish 14th in the NFL in passing defense, allowing just 240.5 passing yards per game. They totaled 33 sacks to finish tied for 19th in the league, a 10-spot improvement from the prior season. His unit also saw an 11-spot improvement in takeaways, finishing tied for 19th with 20 under his guidance.

During his time with the 49ers, O'Neil tutored rookie DE DeForest Buckner as he tied for the team high with six sacks, adding 73 tackles and two fumbles recovered en route to earning a spot on the PFWA's All-Rookie Team.

Prior to joining the 49ers, O'Neil spent two seasons (2014-15) with the Browns in the same capacity. O'Neil led a unit that ranked sixth in the NFL in opposing quarterback completion percentage (59.6) and tied for seventh in interceptions (32) during his tenure. Under his guidance, S Tashaun Gipson, CB Joe Haden and S Donte Whitner earned Pro Bowl honors in 2014.

During his first season as defensive coordinator in 2014, O'Neil directed a Browns defense that made significant strides from 2013. Cleveland allowed 69 fewer points and ranked ninth in scoring defense (21.1 points per game). The Browns led the NFL in opponent passer rating (74.1) and completion percentage (33.3), ranked second in interceptions (21), tied for fourth in takeaways (29) and fifth in red zone defense (46.3).

In 2013, O'Neil worked with the linebackers for the Buffalo Bills. Led by LB Jerry Hughes, who set a career high with 10 sacks, the unit helped Buffalo rank second in the league with a franchise-record 57 sacks. Additionally, the Bills finished 10th in the NFL in total defense (333.4 yards per game) after finishing 22nd in the league the year before, while leading the NFL in opponent completion percentage (55.3), finishing second in interceptions (23), third in opponent passer rating (74.9), fourth in passing defense (204.4) and tied for sixth in total takeaways (30).

Prior to joining the Bills, O'Neil spent four seasons with the New York Jets from 2009-12, first as the defensive quality control/defensive backs coach in 2009 and then as the assistant defensive backs coach from 2010-12. During his tenure, the Jets finished in the top-10 every year in opponent passing yards per game, ranking first in 2009 (153.7), sixth in 2010 (200.6), fifth in 2011 (201.0) and second in 2012 (189.8). O'Neil worked closely with CB Darrelle Revis in New York, who earned three All-Pro selections (2009-11) while being named to the Pro Bowl three times. He also helped CB Antonio Cromartie and S LaRon Landry earn Pro Bowl honors in 2013.

Over those four years in New York, the Jets defense combined to rank first in the NFL in opponent passer rating (71.0), completion percentage (52.6) and passing yards per game (186.3). The Jets defense yielded the second-fewest yards per game (294.8) from 2009-12.

Before his time in the NFL, O'Neil spent eight years as a coach at the collegiate level. He was at Eastern Michigan as a safeties coach/recruiting coordinator from 2006-08. He also had stints at Towson in 2005 as the defensive coordinator/defensive backs coach, and as a graduate assistant with Northwestern from 2003-04, where he worked with the defensive backs. Additionally, he was with Penn in 2002 as an assistant offensive line coach and served at SUNY-Albany in 2001 as an assistant offensive line/tight ends coach.

PERSONAL: A native of Doylestown, Pa. ...A three-year starter as a defensive lineman at Towson...Earned a bachelor's degree in sports management from Towson...Earned a master of arts degree in liberal arts from Northwestern and a master of science degree in education from SUNY-Albany...Attended Central Bucks West High School in Doylestown, Penn., helping the team earn three consecutive Suburban One League National Conference championships...He and his wife, Stacy, have two sons, Danny and Kellan, and a daughter, Riley.

COACHING BACKGROUND		
Years	College/Pro Team	Position Coached
2001	SUNY-Albany	Assistant Offensive Line/ Tight Ends
2002	Pennsylvania	Assistant Offensive Line
2003-04	Northwestern	Graduate Assistant
2005	Towson	Defensive Coordinator/ Defensive Backs
2006-08	Eastern Michigan	Safeties/Recruiting Coordinator
2009	New York Jets	Defensive Quality Control/ Defensive Backs
2010-12	New York Jets	Assistant Defensive Backs
2013	Buffalo Bills	Linebackers
2014-15	Cleveland Browns	Defensive Coordinator
2016	San Francisco 49ers	Defensive Coordinator
2018	Oakland Raiders	Senior Defensive Assistant
2019	Oakland Raiders	Defensive Backs
2020	Las Vegas Raiders	Defensive Backs



RICK SLATE

STRENGTH AND CONDITIONING ASSISTANT

3rd Season in NFL

3rd Season with Raiders



Rick Slate, who brings 32 years of strength and conditioning experience, enters his third season with the Silver and Black as a strength and conditioning assistant. He joined the Raiders after spending 25 seasons in Major League Baseball with the Florida Marlins, New York Mets and Atlanta Braves.

During his second season with the Raiders, Slate continued to help implement the team's strength and conditioning program while working with multiple position groups throughout the roster. Slate saw T Trent Brown and C Rodney Hudson earn Pro Bowl honors, while G Richie Incognito, FB Alec Ingold, RB Josh Jacobs and TE Darren Waller were named as alternates in 2019.

Slate helped guide the 2019 rookie class in their transition from college to the NFL, as Raiders rookies combined to lead the NFL in scrimmage touchdowns (17), sacks (14.5), yards after the catch (676), rushing yards (1,167), rushing touchdowns (seven) and rushing first downs (60) among their rookie peers. The Raiders rookies also ranked second in receptions (107) and receiving yards (1,112).

In 2018, Slate worked with TE Jared Cook as he earned his first Pro Bowl selection in 2018. Cook set career highs in receptions (68), receiving yards (896) and touchdowns (six) and tallied four 100-yard contests on the season. Slate also helped train Hudson and G/T Kelechi Osemele in 2018, who were named Pro Bowl alternates.

Under Slate's training, QB Derek Carr started in all 16 contests for the third time in his career and finished the season with 4,049 yards on 381-of-553 passing (68.9 percent), 19 touchdowns against 10 interceptions for a passer rating of 93.9. In his fifth season in the league, Carr's completions, completion percentage, yards and yards per attempt (7.3 avg.) all marked then-career highs.

Prior to entering the NFL, Slate was with the Braves organization from 2011-17 serving as the team's director of strength and conditioning. Slate initially joined Atlanta in 2011 and served as the Braves' minor league strength and conditioning coordinator before being promoted in 2012.

In Atlanta, Slate oversaw all aspects of the Braves' strength and conditioning program throughout all levels of the organization. Under his program, the Braves reached the postseason in back-to-back seasons from 2012-13 and saw the team capture the NL East title in 2013.

From 2003-10, Slate was with the Mets for eight seasons as New York's strength and conditioning coordinator. Slate helped the club win the NL East title in 2006, their first division crown since 1988, and went on to reach the League Championship Series.

Slate began his professional career with the Marlins in 1992, one year prior to their inaugural season, as the team's minor league strength and conditioning coordinator. He was promoted in 1993 and served as Florida's strength and conditioning coordinator for nine years. During his tenure with the Marlins, Slate helped them win the 1997 World Series, becoming the first wild card team ever to win the World Series.

Before entering professional baseball, Slate spent six years at Florida State as an assistant strength and conditioning coach from 1987-92. During his time at Florida State, he helped the football program record six consecutive seasons with 10 or more wins, while earning six bowl wins and one ACC championship. He also helped his collegiate teams make it to the Sweet 16 in basketball and the College World Series in baseball while at Florida State.

PERSONAL: Native of St. Augustine, Fla. ... Attended Florida State earning a bachelor's degree in sports management and a master's certificate in athletic administration... Certified Strength and Conditioning Coach and Registered Strength and Conditioning Specialist through the National Strength and Conditioning Association...Holds numerous other certifications including CrossFit Level 1, SFG Kettlebell Instructor Level 1 and 2, USAW Club Coach Level 1, USTF Level 1, FMS Level 1 and CPR...Has two daughters, Layla and Jada.

COACHING BACKGROUND

Years	College/Pro Team	Position Coached
1987-92	Florida State	Assistant Strength and Conditioning
1992	Florida Marlins	Minor League Strength and Conditioning Coordinator
1993-01	Florida Marlins	Strength and Conditioning Coordinator
2003-10	New York Mets	Strength and Conditioning Coordinator
2011-12	Atlanta Braves	Minor League Strength and Conditioning Coordinator
2012-17	Atlanta Braves	Director of Strength and Conditioning
2018-19	Oakland Raiders	Strength and Conditioning Assistant
2020	Las Vegas Raiders	Strength and Conditioning Assistant



FRANK SMITH

TIGHT ENDS

11th Season in NFL

3rd Season with Raiders



Frank Smith enters his third season as tight ends coach with the Silver and Black, bringing with him 16 years of coaching experience, including 10 in the NFL.

In 2019, Smith fielded a tight end corps that was among the league's best. Smith's group ranked third in receptions (124) and receiving yards (1,427), tied for fourth in receiving touchdowns (nine) and finished first in yards after catch (718), the third-most yards after catch recorded by a tight end corps in the NFL since 2010. Smith's players also played an integral role in the running game, blocking for the first-ever 1,000-yard rookie rusher in team history, while also helping the club surrender just 29 sacks, good for eighth-fewest in the NFL.

Individually, Smith guided TE Darren Waller, who put together one of the finest campaigns by a tight end in franchise history, posting 90 receptions for 1,145 yards and three touchdowns en route to being named a Pro Bowl alternate. Waller became just the fifth player in Raiders history to log at least 90 receptions in a season, while his 1,145 receiving yards made him just the second tight end in Raiders lore to surpass 1,000 receiving yards. Both his receptions and receiving yards ranked second in the NFL among his position group in 2019. Alongside Smith, Waller also broke the club record and led the NFL for most 100-yard receiving contests (five) by a tight end, while his 570 yards after the catch ranked second among all tight ends.

Smith also developed rookie TE Foster Moreau, who led all rookie tight ends with five receiving touchdowns on the year despite playing in only 13 contests due to injury, the second-most by a Raiders rookie tight end since the 1970 AFL-NFL Merger. Moreau tallied 21 receptions for 174 yards on the year, with 14 of his receptions going for first downs, a mark that ranked fifth among rookie tight ends.

During his first season with the Raiders in 2018, Smith helped TE Jared Cook to his first Pro Bowl selection after career highs in receiving yards (896), receptions (68) and touchdowns (six). Cook had four 100-yard receiving contests, including a 180-yard performance in Week 1 to set the franchise's single-game mark by a tight end, and his six touchdowns were tied for fourth-most in the NFL. Cook finished the season ranked fourth among tight ends in receiving yards, and his 15 receptions of at least 20 yards ranked third among his position.

Additionally, Smith's unit accounted for 10 of the team's 19 receiving touchdowns, with TEs Lee Smith and Derek Carrier having productive campaigns as both players scored their first touchdowns since the 2015 season. Lee finished with 10 receptions for 73 yards and a career-high three touchdowns. Carrier appeared in all 16 games for the first time in his career and finished with seven receptions for 67 yards and one game-winning touchdown.

Prior to his time with the Raiders, Smith spent three seasons as tight ends coach with the Chicago Bears (2015-17). During Smith's tenure, TE Zach Miller recorded 1,161 yards on 101 receptions with 11 touchdowns, tied for 13th in the NFL among tight ends during that span, despite only playing in 33 games because of injuries.

COACHING BACKGROUND		
Years	College/Pro Team	Position Coached
2004-05	Miami (Ohio)	Graduate Assistant
2006	Butler University	Offensive Line
2007-09	Butler University	Offensive Coordinator/ Offensive Line
2010-14	New Orleans Saints	Offensive Assistant
2015-17	Chicago Bears	Tight Ends
2018-19	Oakland Raiders	Tight Ends
2020	Las Vegas Raiders	Tight Ends

In 2017, Smith helped mentor rookie TE Adam Shaheen, who appeared in 13 games and finished tied for second on the team with three touchdowns. Miller led all tight ends with 20 receptions for 236 yards, despite only playing in eight games, and TE Dion Sims finished with 15 receptions for 180 yards. In 2016, Miller set career highs in receptions (47) and receiving yards (486), and his four touchdowns were good for 12th in the NFL among tight ends that season.

During his first season with the Bears, Smith guided the veteran pair of TEs Martellus Bennett and Miller to a successful campaign, as the duo finished tied for third on the team in receiving yards (439). Bennett finished second on the team with 53 receptions, and Miller finished with a career-high five receiving touchdowns.

Prior to joining the Bears, Smith spent five seasons with the New Orleans Saints (2010-14) as an offensive assistant. Smith worked closely with an offensive line that allowed only 143 sacks, third fewest in the NFL during that span, and had four members selected to the Pro Bowl (T Jermon Bushrod, G Jahri Evans, G Ben Grubbs and G Carl Nicks).

Before entering the NFL ranks, Smith spent six years at the collegiate level as the offensive coordinator/offensive line coach at Butler from 2007-09, after joining the university as the offensive line coach in 2006. Smith helped the Bulldogs improve from a 4-7 record in 2007 to a 11-1 record in 2009.

Smith came to Butler from his alma mater, Miami (Ohio), where worked on the coaching staff as a graduate assistant from 2004-05.

PERSONAL: Native of Milwaukee, Wis. ...Was a three-year starter and senior captain along the offensive line at Miami (Ohio) from 2000-03, blocking for QB Ben Roethlisberger...Graduated from Miami (Ohio) in 2004.




TRAVIS SMITH

ASSISTANT DEFENSIVE LINE

9th Season in NFL

9th Season with Raiders



Travis Smith enters his ninth year with the Raiders and his second as assistant defensive line coach. He previously served as the team's quality control - defense coach in 2018.

In his first season as assistant defensive line coach, Smith helped oversee a unit that showed significant improvements from the 2018 season, including a 22-spot improvement in rushing yards allowed per game (140.6 avg. in 2018 to a 98.1 avg. in 2019) and an eight-spot improvement in the team's sack total (13 to 32).

Smith also aided in the development of rookie DEs Maxx Crosby and Clelin Ferrell. Crosby led all Raiders with 10 sacks on the year, as he became just the fourth rookie since at least 2000 to record 10 sacks and four forced fumbles. Crosby's 10 sacks ranked second in the NFL in 2019 and second in franchise history among rookies. Crosby also became the second rookie in club annals to earn AFC Defensive Player of the Week honors after his four-sack performance in Week 11, a mark tied for the second-most in NFL history among rookie defenders. Ferrell also benefited from Smith's guidance, as he posted 4.5 sacks, tied for the eighth-most by a rookie in Raiders history. The Raiders rookie defensive ends combined for 14.5 sacks on the year, the most among all rookie draft classes in the NFL.

As a quality control-defense coach in 2018, Smith worked primarily with the linebackers, a group that consisted of three new starters in veteran LB Tahir Whitehead, and second year LBs Marquel Lee and Nicholas Morrow. In his first season with the Silver and Black, Whitehead played 99.71 percent of the team's defensive snaps and led the team with 126 tackles (89 solo). His 126 tackles ranked seventh in club history and marked his third-straight season with 100-plus stops.

In 2017, Smith aided in the continued development of DE Khalil Mack and sixth-year pro LB Bruce Irvin. Mack led the defense with 10.5 sacks and added a career-high 87 tackles (65) en route to earning his third consecutive Pro Bowl selection. Irvin started all 16 games for the second straight season, tied a career high with eight sacks and tallied a career-high 64 tackles. Under Smith's tutelage, Irvin notched a team-leading four forced fumbles, good for 4th in the NFL.

Throughout the 2016 season, Smith worked closely with the defensive line, aiding third-year All Pro Mack to his second consecutive Pro Bowl and first Defensive Player or the Year honor. Mack's eight-game sack streak during the regular season tied an NFL record, and he came away with a sack-fumble in three consecutive games during that stretch. Mack's elite season earned him numerous individual accolades, including his second Pro Bowl nod, two AFC Defensive Player of the Week honors and the AFC Defensive Player of the Month in November. His campaign was capped with the Pro Football Writers of America Defensive Player of the Year Award and his second First Team All-Pro selection in addition to the Associated Press DPOY honor.

Irvin saw success in his first season with the Raiders, tying a franchise record with a career-high six forced fumbles. Mack and Irvin became one of the most dominant duos across the league, combining for 18 sacks and 11 forced fumbles.

In 2015, Smith contributed to a defense that featured two Pro Bowlers in veteran S Charles Woodson and second-year Mack. Smith worked with Mack as he developed into an elite defender, totaling 15 sacks to rank second in the league and third in franchise history, earning his first Pro Bowl selection. Mack also tied a franchise record with five sacks against Denver in Week 14, becoming just the sixth player in NFL history with five sacks in a single contest since sacks became an official stat in 1982. Smith also helped in the development of rookie DE Mario Edwards Jr., who quickly became a significant contributor, posting 41 tackles (31), two sacks, three passes defended and three forced fumbles in 10 starts.

COACHING BACKGROUND

Years	College/Pro Team	Position Coached
2010	Santa Monica JC	Assistant Tight Ends/ Defensive Line
2011	Colorado	Offensive Technical Intern
2012-14	Oakland Raiders	Defensive Assistant
2015-16	Oakland Raiders	Quality Control - Defense
2017	Oakland Raiders	Outside Linebackers
2018	Oakland Raiders	Quality Control - Defense
2019	Oakland Raiders	Assistant Defensive Line
2020	Las Vegas Raiders	Assistant Defensive Line



Smith worked extensively with the linebackers in 2014. He helped tutor Mack as a rookie, who finished third in the voting for the Associated Press Defensive Rookie of the Year. He was also named to the Pro Football Writers of America's All-Rookie Team. Mack was also the only rookie named to the 2014 USA Football All-Fundamentals Team, which honors 26 NFL players who exhibit exemplary football techniques for young players to emulate.

In 2013, Smith helped a unit that included three new starters in veteran LBs Nick Roach and Kevin Burnett and rookie Moore. Roach played every snap at middle linebacker and posted career highs in tackles (152) and sacks (5.5), while Moore was named to the PFWA All-Rookie Team after recording 4.5 sacks in his first season.

Smith joined the Raiders after spending the previous two years in the collegiate ranks. Smith was an offensive technical intern at Colorado in 2011. He coached at Santa Monica (Calif.) Junior College in 2010, assisting the tight ends and the defensive linemen. He also served as an undergraduate assistant coach at Cal Poly.

PERSONAL: Native of Walnut Creek, Calif. ...Attended Cal Poly, earning a bachelor's degree in kinesiology... Had a limited playing career at Cal Poly due to three shoulder surgeries...Attended Foothill High School in Pleasanton, Calif., earning two letters as a linebacker and fullback...Smith and wife, Christina, have a son, Jackson and recently welcomed a daughter, Harper.

BYRON STORER

ASSISTANT SPECIAL TEAMS

10th Season in NFL
(3 as a player)

3rd Season with Raiders



Byron Storer enters his seventh season as an NFL coach and his third year as the assistant special teams coach with the Silver and Black.

In 2019, Storer worked with a unit that finished eighth in the NFL by holding opponents to an average of just 20.9 yards per kickoff return, a 14-spot improvement from the 2018 season. The Raiders also held opponents to an average starting line of 24.1 following kickoffs, ranking fifth in the NFL.

Storer saw rookie P AJ Cole highlight the special teams unit as he set the rookie franchise record for punting average (46.0), net average (39.4) and punts inside the 20-yard line (33). Cole's 33 punts downed inside the 20 ranked the fifth-most in the NFL and tied for third-most such punts in a single season in franchise history. Cole also booted a 74-yard punt, the third-longest punt in team history and sixth-longest by a rookie in NFL history.

In his first season with the Raiders, Storer helped guide a special teams unit that ranked fourth in the league with an 11.6 punt return average, a 26-place improvement from 2017 (5.7 avg.). Storer saw WR/RS Dwayne Harris total 29 kick returns for 663 yards with 20 punt returns for 281 yards and one touchdown. His 99-yard touchdown return marked the longest punt return in franchise history and is tied for the second-longest in NFL history. Harris was named AFC Special Teams Player of the Week in Week 4 and Week 16 during his first season in Oakland.

The Raiders saw multiple changes at kicker in 2018 before signing rookie K Daniel Carlson prior to Week 8. Storer helped Carlson connect on 16-of-17 field goals in his 10 contests for the Silver and Black for a 94.1 field goal percentage, which marked a new franchise record. Carlson also earned AFC Special Teams Player of the Week honors in Week 11 after recording a game-winning, 35-yard field goal.

Storer coached with the Chargers from 2012-13, first serving as a special teams assistant in 2012 before becoming the assistant linebackers coach in 2013. During his first season working with the linebackers in 2013, Storer saw the defense surrender 107.8 rushing yards per game, a figure that ranked 12th in the NFL. In 2012, Storer helped the Chargers' kickoff coverage rank third in the league for opponents' average drive starting position. His unit ranked third in the NFL in field goal percentage (92.6), improving 18 spots after the Chargers finished tied for 20th the year before.

COACHING BACKGROUND		
Years	College/Pro Team	Position Coached
2010-11	Tampa Bay Buccaneers	Assistant Special Teams
2012	San Diego Chargers	Special Teams Assistant
2013	San Diego Chargers	Assistant Linebackers
2018-19	Oakland Raiders	Assistant Special Teams
2020	Las Vegas Raiders	Assistant Special Teams

Storer began his coaching career with the Tampa Bay Buccaneers, where he spent two seasons (2010-11) as an assistant special teams coach and served on current Raiders assistant head coach/special teams coordinator Rich Bisaccia's staff in 2010.

Inheriting a unit that finished last in the NFL in 2009 in field goal percentage, Storer saw an immediate upgrade in his first season as Tampa Bay improved 15 spots in the category with 82.1 percent in 2010 and finished second in 2011 with 92.9 percent. With Storer's assistance from 2010-11, the Buccaneers ranked fourth in field goal percentage (87.5) over that span.

PERSONAL: A native of Modesto, Calif. ...Played three seasons (2007-09) as a fullback while also appearing on special teams for Head Coach Jon Gruden at Tampa Bay in his first two years...Saw action in 16 games, including one postseason contest, making six starts before sustaining a career-ending injury in 2008...Originally a walk-on at Cal before becoming a starter and three-time all-conference selection...Earned a bachelor's degree in mass communications...In 2014, left the Chargers to help start a new branch of his family's transportation business, Storer San Francisco...From 2014-2017, advanced from Shop Assistant to General Manager, operating commuter shuttle transportation for some of the largest tech companies in the world...Storer and wife, Ashley, have two daughters, Bennie and Lulu.



KIRBY WILSON

RUNNING BACKS

23rd Season in NFL

2nd Season with Raiders



Kirby Wilson enters his second season with the Silver and Black as running backs coach, bringing with him 22 years of NFL coaching experience.

During his time in the NFL, Wilson has coached four running backs who rank in the top-15 in career rushing yards (Emmitt Smith-1, Adrian Peterson-5, Curtis Martin-6, Edgerlin James-13) and two of the top-12 all-time reception leaders among running backs (Larry Centers-1, Keith Byars-11). He has produced 10 1,000-yard seasons from his running backs and has mentored four different players to the Pro Bowl. Wilson has been to the playoffs with four different franchises, highlighted by victories in Super Bowl XXXVII with Tampa in 2002 and Super Bowl XLIII with Pittsburgh in 2008, and has been a part of teams that have won six division titles and advanced to the postseason eight times.

In his first season with the Raiders, Wilson mentored RB Josh Jacobs to one of the best rookie seasons by a running back in club history, as he became the first-ever rookie in franchise history to surpass 1,000 rushing yards. Jacobs finished with 1,150 yards and seven touchdowns, while breaking the club record for most 100-yard contests (five) by a rookie en route to becoming the only player in team history with multiple NFL Offensive Rookie of Month honors.

Under Wilson's guidance, Jacobs finished first amongst all rookie rushers in rushing yards and rushing touchdowns, as his rookie campaign ranks as the tenth-best single-season rushing performance by a player 21-or-younger in NFL history. Furthermore, missing three games due to injury, Jacobs' 1,150 rushing yards through his first 13 career games rank fourth in NFL history among rushers 21-or-younger.

Per Pro Football Focus, Jacobs was the second-highest graded running back (86.9) in the NFL in 2019, as he forced more missed tackles (70) than any other player in the National Football League and most since RB Marshawn Lynch's 91 in 2014. Overall, Jacobs finished 10th in scrimmage yards per game (101.2 avg.), eighth in rushing yards (1,150), fifth in yards after contact (686 yards) and third in rushing yards per game (88.5 avg.), all marks that led the rookie class in 2019.

Wilson also guided the running backs to a 12-spot improvement in total rushing offense (101.8 avg. in 2018 to 118.3 avg. in 2019), as Jacobs finished with a 4.75 average yards per rush, good for ninth in the NFL amongst all running backs. Under Wilson, both Jacobs and FB Alec Ingold were selected as Pro Bowl alternates and became the first NFL rookie backfield tandem to start in the season opener since 2008. Wilson also guided RB DeAndre Washington to career highs in rushing attempts (108), rushing TDs (three), receptions (36) and receiving yards (292).

Wilson served as the running backs coach in Arizona in 2018 after previously coaching in the same capacity for the Cardinals from 2004-06. He saw RB David Johnson become the fastest player in franchise history to reach 30 career rushing TDs (42 games) as he reached double-digit touchdowns in a season for the third time in his career with 10 (seven rushing, three receiving). Johnson also finished eighth in the league in total scrimmage yards (1,386). Additionally, Wilson helped mentor rookie RB Chase Edmonds, who appeared in all 16 games and contributed to the run game with 60 carries, 208 rushing yards and two rushing touchdowns.

Wilson spent the previous two seasons (2016-17) as the run game coordinator/running backs coach with the Cleveland Browns. During that time, only Buffalo (4.75 avg.) had a better team rushing average than the Browns (4.67 avg.). In 2017, the Browns recorded the sixth-best rushing average in the NFL (4.46 avg.). RB Duke Johnson finished the 2017 sea-

COACHING BACKGROUND

Years	College/Pro Team	Position Coached
1985	Pasadena CC	Wide Receivers
1989-90	L.A. Southwest College	Quarterbacks/Running Backs
1991	Southern Illinois	Linebackers
1992	Southern Illinois	Passing Game Coordinator
1993-94	Wyoming	Secondary
1995-96	Iowa State	Running Backs
1997-99	New England Patriots	Running Backs
2000	Washington Redskins	Running Backs
2001	USC	Wide Receivers
2002-03	Tampa Bay Buccaneers	Running Backs
2004-06	Arizona Cardinals	Running Backs
2007-13	Pittsburgh Steelers	Running Backs
2014-15	Minnesota Vikings	Running Backs
2016-17	Cleveland Browns	Running Game Coordinator/ Running Backs
2018	Arizona Cardinals	Running Backs
2019	Oakland Raiders	Running Backs
2020	Las Vegas Raiders	Running Backs



son with 1,041 scrimmage yards, including a team-leading 693 receiving yards, as he became the first running back in NFL history since Herschel Walker to record 500-plus receiving yards in each of his first three seasons. Cleveland's 4.89 rushing average in 2016 finished second in the NFL and ranked as the seventh-best average in team history.

Prior to Cleveland, Wilson spent two seasons (2014-15) with Minnesota, where he helped Peterson capture the NFL rushing title with 1,485 yards in 2015. Peterson's rushing total marked the fourth-highest single-season total in club history. In 2014, RB Matt Asiata tallied nine rushing touchdowns and tied for third-most in the NFL.

Wilson coached Pittsburgh's running backs for seven seasons (2007-13) before his time in Cleveland. In 2013, rookie RB Le'Veon Bell broke the Steelers rookie record for most yards from scrimmage (1,259). During the 2009-10 seasons, Wilson coached RB Rashard Mendenhall to back-to-back 1,000-yard campaigns. In Wilson's first season in Pittsburgh, Willie Parker led the NFL with 1,316 rushing yards through Week 16 before missing the final game of the season with a leg injury. His 1,316 yards on the ground that season stood as the sixth-best total in club annals.

In his first tour with Arizona, Wilson coached running backs for three seasons from 2004-06. In 2006, Cardinals RB Edgerrin James rushed for 1,159 yards, marking his sixth season with 1,000-plus yards.

Wilson served as the running backs coach in Tampa Bay from 2002-03. In his first season with the Buccaneers, RBs Michael Pittman and Aaron Stecker, along with FB Mike Alstott collectively gained over 1,400 rushing yards en route to an NFC Championship and Super Bowl XXXVII victory. Under Wilson's direction that season, Alstott earned his sixth Pro Bowl nod.

In between NFL stops, Wilson spent one season as the wide receivers coach at USC under head coach Pete Carroll in 2001.

In 2000, Wilson helped Washington RB Stephen Davis reach the Pro Bowl after posting the fourth-highest rushing total (1,318) at the time in Redskins history. In addition, FB Larry Centers led Washington with 81 receptions that season.

From 1997-99, Wilson served as the running backs coach for New England Patriots, where he tutored a pair of 1,000-yard rushers in Patriots RBs Curtis Martin and Robert Edwards. To this day, the two rushers hold two of the top-12 single-season totals in Patriots history.

Prior to working with the Patriots, Wilson spent nine seasons coaching in college at Iowa State (1995-96), Wyoming (1993-94), Southern Illinois (1991-92), Los Angeles Southwest CC (1989-90) and Pasadena CC (1985). Under his guidance at Iowa State, RB Troy Davis earned All-American honors and led the nation with more than 2,000 yards rushing in both 1995 and 1996—the only player in NCAA history to reach the 2,000-yard rushing mark in consecutive seasons. In his first year at Wyoming, the Cowboys won the 1993 WAC title and played in the Copper Bowl.

PERSONAL: Native of Los Angeles, Calif. ...Earned a degree in Psychology from Eastern Illinois in 1989...Played two seasons in the CFL as a defensive back and kick returner for the Winnipeg Blue Bombers (1983) and Toronto Argonauts (1984)...Attended the University of Illinois (1980-81) where he played running back and wide receiver...Attended Pasadena Community College (1979-80)...Was on the football and track teams at Dorsey High School in Los Angeles, Calif. ...Has three sons, Kris, Michael and Tyler, and two daughters, Malia and Savanna.

TOM DELANEY

SENIOR VICE PRESIDENT - DIRECTOR OF FOOTBALL ADMINISTRATION

21st Season with Raiders



Tom Delaney enters his 21st year with the Raiders and the second in his present capacity. He served the previous seven seasons as director of football administration, having been named to that post in 2012.

Delaney is responsible for negotiating player contracts and managing the salary cap. He also maintains the team's compliance with NFL and Management Council regulations, roster management, and daily supervision of football administration departments including athletic training, equipment, video, travel, and practice fields.

He is a member of the NFL Management Council's Club Services Committee, which has developed new technology and systems for player contract reporting, salary cap management and information management.

A native of Pleasanton, Calif., Delaney holds a math degree from UC Davis and worked in asset management as a financial analyst prior to joining the Raiders. His wife's name is Evelyn.

JIM ABRAMS

DIRECTOR OF COLLEGE SCOUTING

2nd Season with Raiders



Jim Abrams enters his second season as the Raiders' Director of College Scouting. Prior to joining the Silver and Black, Abrams served in the scouting department for the Dallas Cowboys for seven seasons.

Prior to joining the Cowboys as the team's West Coast area scout in 2012, Abrams spent seven years (2005-11) with the Tampa Bay Buccaneers where he was a national scout with specific emphasis on the western region, a position he was elevated to in 2006.

Prior to joining Tampa Bay, he served 13 years with the San Francisco 49ers. Abrams spent his first two seasons (1992-93) with the 49ers as a scouting assistant before spending the next seven seasons (1994-00) as a regional scout. He later spent four years (2001-04) as a national scout for the 49ers.

A 1987 graduate of Kent State, Abrams served as a graduate assistant at UNLV (1988), Purdue (1989-90) and Ohio State (1991). He served as a linebackers coaching assistant at all three schools.

Born in Warren, Ohio, Abrams attended McAteer High School in San Francisco before attending City College of San Francisco (1981-82). He later transferred to Kent State (1983-87), where he played free safety and earned a bachelor's degree in physical education.

Abrams and his wife, Penny, have two sons, Aleksandr and Sedrick.

TEDDY ATLAS

ASST. DIRECTOR OF COLLEGE SCOUTING

10th Season with Raiders



Teddy Atlas enters his 10th year with the Raiders and his second as assistant director of college scouting, having been promoted to his current post by General Manager Mike Mayock.

Atlas served the previous seven seasons as scouting coordinator, working in an evaluation and administrative capacity on the Raiders' personnel staff. He originally joined the Raiders' player personnel department in February 2011.

A native of Staten Island, N.Y., Atlas was a player personnel assistant with Cleveland in 2010 after joining the Browns as an assistant in football operations in 2009. He interned in the New York Jets' player personnel department in 2008.

Atlas boxed while attending Northeastern University in Boston. His father, Teddy, is a world-renown boxing trainer and commentator and was recently inducted into the International Boxing Hall of Fame in Canastota, N.Y. Atlas and his wife, Lana, have one son, Teddy IV.

DAVID CHRISTOFF

DIRECTOR OF FOOTBALL ANALYTICS

6th Season with Raiders



David Christoff enters his sixth season with the Raiders and his second as Director of Football Analytics, having been promoted to his current post by General Manager Mike Mayock in 2019.

Christoff, who served as the Raiders' director of player analytics from 2017-18, originally joined the organization as a player personnel analyst in 2015.

Prior to his time with the Silver and Black, Christoff built a player tracking system for football and developed new metrics to evaluate team performance in pass protection. He also served as a research analyst at the MIT Sloan School of Management.


A native of Dallas, Texas, Christoff graduated from MIT with a bachelor's degree in mechanical engineering, focus in applied math and fluid dynamics, and also played defensive tackle for the Engineers.

Christoff's father, Carl, is a native of Massillon, Ohio and played football at Massillon Washington High School, alma mater of the legendary Paul Brown. His sister, Caroline, is an associate professor of philosophy at Wake Forest University.

DuJUAN DANIELS

ASST. DIRECTOR OF PLAYER PERSONNEL

2nd Season with Raiders



DuJuan Daniels joined the Raiders as Assistant Director of Player Personnel in 2019 after serving the previous 13 seasons in the New England Patriots' personnel department.

Daniels spent six seasons as a national scout for New England. He joined the Patriots in 2006 as a scouting assistant before being promoted and serving five seasons as an area scout. During his time in New England, the Patriots won 12 AFC East Division titles, advanced to six AFC Championship Games and claimed three Super Bowl championships (XLIX, LI and LIII). He attended the NFL Symposium for General Manager and Head Coaching candidates at the University of Pennsylvania's Wharton School of Management in 2014.

Prior to joining the Patriots, Daniels served as the offensive coordinator at Cathedral High School in Indianapolis (2004-05) and was the wide receivers coach at Graceland University in Lamoni, Iowa (2003). Daniels was a four-year letterman at Boston College, where he was a wide receiver and kick returner. The Indianapolis native went to four bowl games with the Eagles, was a two-time selection to the Big East All-Academic Team and was named the Boston College Male Scholar Athlete of the Year in both 1999 and 2000. He also received the Boston College Football Coaches Leadership Award in 2000.

He attended Bishop Chatard High School in Indianapolis, where he was a member of the Division 3A state championship football team in 1997 while earning Indiana's Mr. Football award. Daniels earned a bachelor's degree in communications and a master's degree in higher education administration from Boston College. He was inducted into the Indiana Football Hall of Fame in 2019.

Daniels and his wife, Natalie, have sons Kingston and Rocky Madden and a daughter (the late Oakley Rose.)

DWAYNE JOSEPH

DIRECTOR OF PRO PERSONNEL

2nd Season with Raiders



Dwayne Joseph enters his second season with the Raiders as Director of Pro Personnel. Joseph came to the Silver and Black after spending four seasons as the Philadelphia Eagles' Director of Pro Scouting.

With the Eagles, Joseph coordinated all aspects of the pro scouting department, including preparation for the free agency signing period, advance scouting of upcoming opponents, management of the NFL waiver wire and evaluation of all players in the NFL and other professional football leagues. He was on staff with the Eagles' Super Bowl LII Championship team.

Prior to joining Philadelphia, Joseph served three years in the Chicago Bears' front office. From 2013-14, Joseph served as the Bears' associate director of pro personnel after originally joining the club as its assistant director of pro scouting in 2012.

Prior to his most recent stint with Chicago, Joseph was a pro scout for the Miami Dolphins from 2004-06 and 2008-2011. He was the Dolphins assistant director of pro personnel in 2007.

Joseph began his post-playing career in 1998 as the Chicago Bears coordinator of player programs. After serving in that role from 1998-2001, Joseph was promoted to director of player development and worked in that capacity until he left to pursue a scouting career with the Dolphins in 2004.

During the 2015 offseason, Joseph represented the Bears at the NFL Career Development Symposium for coaches and front office personnel. In 2005, he attended the NFL-Stanford Program on behalf of the Dolphins and, in the 2007 offseason, he participated in the NFL Football Operations Personnel Symposium.

A four-year letterman at Syracuse, Joseph signed with the Bears in 1994 as an undrafted free agent cornerback and went on to appear in 16 career games for the Bears, making one start and recording 42 tackles and an interception.

Joseph earned a bachelor's degree in human development at Syracuse and also earned a master's degree in education leadership from DePaul University.

A native of Miami, Joseph is married and has two sons.

WALTER JULIFF

SENIOR ADVISOR TO THE GENERAL MANAGER

2nd Season with Raiders



Walter Juliff begins his second season with the Raiders as Senior Advisor to the General Manager. Juliff enters his 37th season in the NFL. He served the previous 31 years in the Dallas Cowboys' personnel department. He started his NFL career with the Blesto Combine and Pittsburgh before joining the Cowboys in 1988. During that time he worked on the personnel staffs of every head coach in the franchise history of the Cowboys in addition to Hall of Fame coaches Chuck Noll, Tom Landry and Bill Parcells.

During his tenure in Dallas, Juliff served in numerous roles for the Cowboys including southeast area scout, national scout, and assistant director of college and pro scouting. He was also responsible for directing the college free agent signings from 1992-2000.

He helped develop the rosters for three Super Bowl Championships in 1992, 1993 and 1995, three NFC Championships, eleven NFC East Championships, and 15 playoff appearances during his years in Dallas. He began his coaching career with the Angelo State Rams where they went undefeated and won the National Championship in 1978, and they advanced to the playoff semi-finals in 1979. He coached high school football, baseball and track at Abilene Cooper, Humble Kingwood and Kerrville Tivy from 1980-1982. Prior to joining the NFL he served as on Fred Akers staff at the University of Texas as an offensive graduate assistant.

A native of San Angelo, Texas, Juliff starred in football and as a hurdler at Central High School and received a track scholarship to Angelo State. He received his Bachelor of Science and Master's in Business and Education from Angelo State and the University of Texas.

DAVE RAZZANO

DIRECTOR OF FOOTBALL RESEARCH

3rd Season with Raiders



Dave Razzano enters his third season with the Raiders after joining the team as director of football research. Razzano, who served 28 years in scouting prior to coming to the Raiders, spent the previous six seasons with the Indianapolis Colts.

While with the Colts, Razzano served in the Colts scouting department as an area scout with a focus on the Western United States. Razzano was utilized for special assignments and projects in both pro and college scouting with in Indianapolis.

Razzano's career includes stints with the San Francisco 49ers (1988-1992), St. Louis Rams (1992-2006) and Arizona Cardinals (2006-09). He assisted in building teams that have won three Super Bowls and five NFC Championships. He worked closely with several renowned coaches, including Bill Walsh, George Seifert, Chuck Knox, Dick Vermeil and Dennis Green. He also worked with current Raiders head coach Jon Gruden with the 49ers in 1990.

A graduate of Cal State-East Bay, Razzano's father, Tony, was a longtime head scout for the 49ers. He and his wife, Thu, have four children, Matt, Jay, Lily and Guy.

TREY SCOTT

ASST. DIRECTOR OF PLAYER PERSONNEL

9th Season with Raiders



Trey Scott is in his ninth season with the Raiders and his second as assistant director of player personnel, having been promoted to the position by General Manager Mike Mayock.

Scott took on an expanded role last season while continuing to scout the nation's top colleges and prospects, a duty that he took over in 2018. He served the prior six seasons as an area scout for the Silver and Black. He primarily scouted the Midwest territory, including Illinois, Indiana, Kentucky, Michigan, Ohio, Tennessee and Wisconsin. He joined the Raiders after working in the Washington Redskins' player personnel department during the 2011 season.

A native of Shawnee, Kan., Scott graduated from Kansas State, where he played quarterback and majored in business management. Scott and his wife, Lauren, were married in 2019.

MARC BADAIN

PRESIDENT

30th Season with Raiders



Marc Badain enters his 30th year with the Raiders and his sixth as team president. Badain, who was named to his current post by Owner Mark Davis on Jan. 16, 2015, oversees the entirety of the club's business operations.

Badain started with the Raiders as a training camp intern in 1991 before joining the football staff full time as an administrative assistant to the coaching staff the following year. He joined the organization's finance department in 1995, and was named chief financial officer in 2004. Badain served as team president in an interim capacity from 2013-14.

A native of Rochester, N.Y., Badain earned his bachelor's degree in economics from Emory University and received his MBA from University of California's Walter A. Haas School of Business in 2001. Badain and his wife, Amy, have three children, Ali, Bernie and Zach. He is a member of the Board of Directors of the Biletnikoff Foundation, Gridiron Greats, Opportunity Village and the Las Vegas Global Economic Alliance (LVGEA). He is also on the Council for a Better Nevada.

DAN VENTRELLE

EXECUTIVE VICE PRESIDENT AND GENERAL COUNSEL

17th Season with Raiders



Dan Ventrelle is in his 17th season with the Raiders. Ventrelle's responsibilities include negotiating player contracts, negotiating coaching contracts, and the negotiation and drafting of the club's business and football agreements. He is involved in and advises the club on major business decisions, including the stadium project and league matters. As the club's General Counsel, he oversees all legal matters, manages outside counsel, and manages compliance with all National Football League rules and programs. In addition, he supervises the staff of the organization's Human Resources and Legal Departments.

Ventrelle holds degrees from the University of Notre Dame and the University of Michigan Law School. Prior to joining the Raiders full time, he served as outside counsel to the club at Howard Rice Nemerovski Canady Falk & Rabkin in San Francisco. Ventrelle is originally from West Chicago, Illinois. He and his wife, Chrissa, have three children: Drew (23), Brooke (16), and Ryan (12). Ventrelle is active in his local community, serving on the boards of the Raiders Foundation, Lafayette Little League, and MOL Youth Football.

TOM BLANDA

SENIOR VICE PRESIDENT - STADIUM DEVELOPMENT AND OPERATIONS

30th Season with Raiders



Tom Blanda is in his 30th year with the Raiders and his sixth as Senior Vice President – Stadium Development and Operations.

Blanda acts as club liaison for all stadium-related matters. He oversees all of the club's operations for home games.

Blanda also acts as the club's senior security official, overseeing and coordinating the security resources assigned to protect the team's assets, as well as oversight of the IT Department.

Prior to his most recent post, Blanda has overseen many areas of the team's operations including finance, sponsorship, internet, salary cap, player costs and on-line merchandising.

A former US Marine, Blanda earned a business degree from Cal State East Bay. The Blanda family includes children Alec and Morgan.

ROSIE BONE

SENIOR VICE PRESIDENT - COMMUNITY RELATIONS AND PUBLIC AFFAIRS

19th Season with Raiders



Rosie Bone is in her 19th season with the Raiders and her sixth as Senior Vice President – Community Relations and Public Affairs. Bone oversees alumni relations, community relations, event operations, public affairs, the Raiderettes and the Raiders Foundation for the Silver and Black.

In her role, Bone supervises the administration and support of a variety of programs and events which primarily focus on education, health and fitness, youth football, volunteerism, and civic involvement. She works with current and former players, and other members of the organization, to manage their participation in community outreach efforts throughout the year. Bone also serves on the Board of Directors for the Raiders Foundation.

Prior to her most recent position, Bone served as Director of Community and Youth Initiatives for the Raiders since 2005. She was also an associate producer for the team's Emmy Award-winning Silver and Black Productions after beginning her career in athletics at Saint Mary's College of California in Moraga, Calif.

Originally from Ukiah, Calif., Bone earned a bachelor's degree in Communication from Saint Mary's.

BRANDON DOLL

SENIOR VICE PRESIDENT - STRATEGY AND BUSINESS DEVELOPMENT

8th Season with Raiders



Brandon Doll is in his eighth season with the Raiders and his first as Senior Vice President – Strategy and Business Development.

His role focuses on strategic partnerships and growth initiatives related to Allegiant Stadium and the Raiders core businesses.

Doll earned a Bachelor of Science degree in political science from the U.S. Naval Academy. Following his graduation, he served as a Naval officer aboard a U.S. Navy warship in San Diego. He later earned his Master of Business Administration degree from the University of California's Haas School of Business in Berkeley, Calif., while also working for the Raiders.

In the Las Vegas community, Doll serves on the Las Vegas Bowl committee and is also a member of the Board of Directors for the National Museum of Organized Crime and Law Enforcement ("Mob Museum").

CHERYL NICHOLS

**SENIOR VICE PRESIDENT - ADMINISTRATION,
FACILITIES AND OWNERSHIP**
45th Season with Raiders



Cheryl Nichols is in her 45th season with the Raiders and her sixth as Senior Vice President – Administration, Facilities and Ownership.

Nichols oversees administration for the Silver and Black and helps direct the planning and execution of facility improvements, construction and maintenance at the team's headquarters. She is also instrumental in event planning and special projects for the Raiders.

Prior to joining the Raiders, Nichols owned her own interior design and construction company in the Bay Area. She has two children, Kimberlie and Mark.

MARK SHEARER

**SENIOR VICE PRESIDENT -
CHIEF REVENUE OFFICER**
22nd Season with Raiders



Mark Shearer enters his 22nd season with the Raiders and sixth in his present capacity. Shearer oversees the club's revenue generating departments including corporate partnerships, premium/ticket sales and service, marketing, business development, analytics, and merchandise.

Shearer started with the Raiders in the merchandise department in August of 1999. He helped open more than 20 brick and mortar Raider Image locations as well as launch the team run, online store still owned and operated by the club today. In 2009, he was promoted to oversee premium/ticket sales and service and in 2013 started the business development department and revenue managements departments.

In July of 2017, Shearer was among the first to relocate to Las Vegas to oversee development of business operations. The team's current offices are in Town Square and include an interactive Preview Center that is open to the public and highlights the stadium project.

A native of Sonoma, Calif., Shearer earned his bachelor's degree in Business Management from California Polytechnic State University (Cal Poly) in 1998. Shearer and his wife, Sandra, have two children, Avery (13) and Nolan (10) and reside in Henderson.

ED VILLANUEVA

**SENIOR VICE PRESIDENT -
CHIEF FINANCIAL OFFICER**
18th Season with Raiders



Edward R. Villanueva enters his 18th year with the Raiders and his sixth year as Senior Vice President - Chief Financial Officer. Villanueva spent his first 12 years as the team's Controller.

Villanueva is responsible for all financial aspects of the team, including budgeting and strategic planning, financial reporting, audit, tax and risk management. He also serves as the treasurer of the Raiders Foundation. In 2005, he was the team's representative at the National Football League's management training program at Stanford University.

A resident of Pleasant Hill, Calif., Villanueva holds a bachelor's degree in Business Administration from San Francisco State University and worked as a tax manager in the hedge fund group at Ernst & Young prior to joining the Raiders. He is also a California Certified Public Accountant and is a member of the American Institute of CPAs. His wife's name is Maria and their two daughters are Sydnie and Allyson.



VETERANS AND PLAYERS WITH PRO EXPERIENCE



QUARTERBACK
DEREK CARR



WIDE RECEIVER
TYRELL WILLIAMS



TACKLE
TRENT BROWN

24 JOHNATHAN ABRAM

Position: **Safety**
 HT/WT: **6-0/205**
 Acquired: **D1c-'19**
 Hometown: **Columbia, Miss.**
 College: **Mississippi State**

Born: **10/25/96**
 NFL Season: **2**
 Raiders Season: **2**



TRANSACTIONS: Selected by Oakland Raiders in the first round (27th overall) of the 2019 NFL Draft, April 25, 2019.

2019: Made his first career start in his NFL debut in Week 1 and recorded five tackles and one pass defended...Was placed on the Reserve/Injured List with a shoulder injury on Sept. 11...**(9/9) vs. Den.:** Recorded five tackles and one pass defended.

COLLEGE: Two-year player at Mississippi State (2017-18) who also attended Jones County Junior College in 2016 and started his collegiate career with Georgia in 2015...In his two years with Mississippi State, appeared in 26 contests and made 18 starts, compiling 170 tackles, including 14 for loss, five sacks, two INTs, 10 passes defended, three forced fumbles and one fumble recovery...As a senior in 2018, saw action in 13 contests and made 11 starts...Earned six All-American honors including The Athletic (second team), Sports Illustrated (second team), Associated Press (third team), CBS Sports (second team), American Football Coaches Association (second team) and Phil Steele (third team)...Also recognized as first-team All-SEC by AP after leading the school with 99 tackles, adding three sacks, two INTs, five passes defended, one forced fumble and one fumble recovery...Led the SEC and finished third in the nation among safeties with 16 quarterback pressures, according to Pro Football Focus...His 99 stops on the year were tops among SEC defensive backs...When targeted, posted a 43.6 passer rating, the lowest among all SEC safeties, per PFF...In 2017, appeared in 13 games and made seven starts in his first season with the Bulldogs...

AT A GLANCE

- Suffered an injury during his NFL debut in Week 1 and was placed on the Reserve/Injured List for the remainder of his rookie campaign.
- A hard-hitting, instinctive safety who was touted as the No. 1 safety in the 2019 NFL Draft after playing two seasons at Mississippi State.
- A 2018 second-team All-American who also earned first-team All-SEC recognition.
- In his final collegiate year, was regarded as one of the top defensive backs in college football and saw action in 13 games with 11 starts, leading the team and finishing eighth in the SEC with 99 tackles, including three for loss, three sacks, two INTs, five passes defended, one forced fumble and one fumble recovery.



Tallied 71 tackles, good for second-most on the team, while adding two sacks, five passes defended and two forced fumbles...In 2016, spent the season at Jones County Junior College, where he was ranked as the No. 1 junior college safety in America and a consensus four-star prospect...Ranked No. 10 overall by 247Sports and No. 25 overall by Scout.com...In his lone season, posted 23 tackles, including 2.5 for loss, with one pass defended and one forced fumble...Spent his freshman year with Georgia in 2015, appearing in 10 games and with four starts, collecting 25 stops, including 1.5 for loss...Graduated with a degree in interdisciplinary studies.

PERSONAL: Attended East Marion (Miss.) High School...Was a three-star prospect by ESPN.com, Scout.com and 247Sports and rated the No. 14 overall prospect in the state of Mississippi...As a senior, was named MAC Defensive Player of the Year and led his school to a 10-5 record and a berth in the 2014 2A Mississippi state semifinal game...Played both quarterback and safety...In his junior season, collected 88 tackles, five INTs, two forced fumbles and one fumble recovery, while tallying 1,737 passing yards and 21 passing scores in addition to 1,288 rushing yards and 19 TDs...A two-sport athlete who was a three-time varsity player in baseball.

SINGLE-GAME HIGHS: TACKLES: Total – 5, 9/9/19 vs. Den. Solo – 1, 9/9/19 vs. Den. Passes defended – 1, 9/9/19 vs. Den.

JOHNATHAN ABRAM'S CAREER STATISTICS

Year	Team	GP	GS	Total	TACKLES			Yds.	INTERCEPTIONS					FUMBLES		
					Solo	Asst.	Sacks		No.	Yds.	Lg.	TD	PD	FF	FR	Yds.
2019	Oakland	1	1	5	1	4	0.0	0	0	-	0	1	0	0	0	
Totals		1	1	5	1	4	0.0	0	0	-	0	1	0	0	0	

JOHNATHAN ABRAM GAME-BY-GAME

2019, OAKLAND (7-9)

Date	Opp.	W/L	GP/GS	TACKLES					INTERCEPTIONS					FUMBLES		
				Total	Solo	Asst.	Sacks	Yds.	No.	Yds.	Lg.	TD	PD	FF	FR	Yds.
9/9	Den.	W	1/1	5	1	4	0.0	0.0	0	0	-	0	1	0	0	0
9/15	KC	L		(RESERVE/INJURED LIST - SHOULDER)												
9/22	at Min.	L		(RESERVE/INJURED LIST - SHOULDER)												
9/29	at Ind.	W		(RESERVE/INJURED LIST - SHOULDER)												
10/6	Chi.	W		(RESERVE/INJURED LIST - SHOULDER)												
10/20	at GB	L		(RESERVE/INJURED LIST - SHOULDER)												
10/27	at Hou.	L		(RESERVE/INJURED LIST - SHOULDER)												
11/3	Det.	W		(RESERVE/INJURED LIST - SHOULDER)												
11/7	LAC	W		(RESERVE/INJURED LIST - SHOULDER)												
11/17	Cin.	W		(RESERVE/INJURED LIST - SHOULDER)												
11/24	at NYJ	L		(RESERVE/INJURED LIST - SHOULDER)												
12/1	at KC	L		(RESERVE/INJURED LIST - SHOULDER)												
12/8	Ten.	L		(RESERVE/INJURED LIST - SHOULDER)												
12/15	Jac.	L		(RESERVE/INJURED LIST - SHOULDER)												
12/22	at LAC	W		(RESERVE/INJURED LIST - SHOULDER)												
12/30	at Den.	L		(RESERVE/INJURED LIST - SHOULDER)												
Totals			1/1	5	1	4	0.0	0.0	0	0	-	0	1	0	0	0

15 NELSON AGHOLOR

Position: **Wide Receiver**
HT/WT: **6-0/198**
Acquired: **UFA-'20 (Phi.)**
Hometown: **Tampa, Fla.**
College: **USC**

Born: **05/24/93**
NFL Season: **6**
Raiders Season: **1**



TRANSACTIONS: Selected by the Philadelphia Eagles in the first round (20th overall) of the 2015 NFL Draft, April 30, 2015... Signed by Las Vegas Raiders as an unrestricted free agent, March 20, 2020.

CAREER: Sixth-year accomplished receiver enters his first season with the Silver and Black after spending his first five seasons with the Philadelphia Eagles (2015-19)...In his final season with the Eagles, started in 10-of-11 appearances and posted 39 receptions for 363 receiving yards, adding three TDs...Started in all 16 contests for the first time in his career in 2018, registering a career-high 64 receptions for 736 yards and four TDs...During the team's Super Bowl LII season in 2017, started in 10-of-16 contests and tallied 62 receptions that led to career highs in receiving yards (768) and TDs (eight)...Started in 14-of-15 appearances in 2016, recording 36 receptions for 365 yards and two TDs...As a rookie in 2015, started in 12-of-13 appearances and totaled 23 receptions for 283 yards and one TD...Career totals include 71 games played with 62 starts, posting 224 receptions for 2,515 yards (11.2 avg.) and 18 TDs...In postseason action, has started in five contests and tallied 19 receptions for 205 yards...In Super Bowl LII, recorded a career-high nine receptions for 84 yards, tying for the second-most receptions in Eagles playoff history.

2019 (with Phi.): Started in 10-of-11 appearances and posted 39 receptions for 363 receiving yards, adding three TDs...(9/15) at Atl.: Recorded eight receptions for a season-high 107 yards with a 43-yard long included, while adding one TD...(9/22) vs.

Det.: Posted a season-high-tying eight receptions for 50 yards and a career-high-tying two TD receptions...Became the fifth player in Eagles history to log eight-plus receptions and at least one TD reception in back-to-back games...(10/13) at Min.: Totaled four receptions for 42 yards with a 23-yard long...(11/17) vs. NE: Hauled in four passes for 40 yards.

2018 (with Phi.): Started all 16 games for the first time in his career...Posted a career-best 64 receptions for 736 yards, adding four TDs...(9/6) vs. Atl.: Posted eight receptions for 33 yards...(9/16) at TB: Tied a season-high eight receptions for 88 yards...(10/11) at NYG: Led the team with 91 yards on three catches in the win, including a season-long 58-yard reception in the second quarter that set up a TD on the next play...(11/11) vs. Dal.: Posted five receptions for 83 yards...(12/3) vs. Was.: Tallied four receptions for 53 yards...(12/23) vs. Hou.: Led the Eagles with a season-high 116 yards in the win, marking the second-highest single-game total of his career...In the third quarter, caught an 83-yard TD pass from QB Nick Foles that marked the longest receiving TD by an Eagle since 2010...(12/30) at Was.: Posted his first career multi-TD game in the 24-0 playoff-clinching victory.

2017 (with Phi.): Started in 10-of-16 contests in his third season with the club...Enjoyed a breakout season, tallying a then-career high 62 receptions, for a current career-high 768 receiving yards and eight receiving TDs...Tied for eighth in the NFL in receiving TDs (eight), behind WR DeAndre Hopkins (13), WR Davante Adams (10), TE Jimmy Graham (10), WR Antonio Brown (nine), WR Alshon Jeffery (nine), WR Marvin Jones Jr. (nine) and WR Jarvis Landry (nine)...Led Philadelphia with nine 20-plus yard receptions, including two 50-plus yard receiving TDs, which are the most by an Eagle in a single season since Jeremy Maclin in 2014 (three)...Ranked first in the NFL in third-down yards per reception (17.5 avg.)...(9/10) at Was.: Recorded six catches for 86 yards, including a 58-yard TD on the opening drive...(9/17) at KC: Hauled in one pass for a 9-yard TD...(10/8) vs. Ari.: Finished with 93 receiving yards in the win, including a career-long 72-yard TD...(10/12) at Car.: Caught a 24-yard TD in the fourth quarter and finished with 55 yards on four receptions...(10/23) vs. Was.: Posted four receptions for 45 yards and one TD, marking his third consecutive game with a receiving TD, the longest streak of his career...(11/26) vs. Chi.: Recorded two TDs in the win...Also registered his first career fumble recovery TD in the fourth quarter...(12/3) at Sea.: Paced the Eagles with seven receptions for a career-high 141 receiving yards and one TD...Became the first Eagle to produce 140-plus receiving yards and 1-plus TD in a single game since Jordan Matthews on Dec. 20, 2015...Postseason: (1/13/18) vs. Atl.: Helped set up an Eagles TD drive with a 21-yard gain on an end-around in the Divisional Round...Marked the longest rush ever by an Eagles wide receiver in the playoffs...Super Bowl LII (2/4/18) vs. NE: Posted a career-high nine receptions for 84 yards in Super Bowl LII...Tied for the second-most receptions in Eagles playoff history, trailing only Brent Celek's 10 catches on Jan. 18, 2009.

2016 (with Phi.): Played in 15 games with 14 starts, recording 36 receptions for 365 yards and two TD receptions...(9/11) vs. Cle.: Caught a 35-yard TD in the third quarter of the Eagles' 29-10 opening day victory...(9/19) at Chi.: Recorded four catches for 42 yards...(9/25) vs. Pit.: Logged three receptions for 21 yards...(10/9) at Det.: Posted two catches for 27 yards with a 18-yard long...(10/16) at Was.: Tallied three receptions for 34 yards...(10/30) at Dal.: Posted three catches for 25 yards...(11/6) at NYG: Logged four receptions for 41 yards...(12/4) at Cin.: Recorded four catches for 23 yards...(12/11) vs. Was.: Tallied two catches for 22 yards with a 13-yard long...(12/22) vs. NYG: Registered a season-long 40-yard TD.

2015 (with Phi.): Appeared in 13 contests with 12 starts in his rookie campaign, finishing 23 receptions for 283 yards and one TD...(9/14) at Atl.: Posted one reception for five yards in his NFL debut...(9/20) vs. Dal.: Logged three receptions for 31 yards...(10/4) at Was.: Hauled in three passes for a season-high 64 yards...(10/11) vs. NO: Posted one reception for five yards...(10/19) vs. NYG: Inactive...(10/25) at Car.: Inactive...(11/8) at Dal.: Inactive...(11/15) vs. Mia.: Logged three receptions for 32 yards with

AT A GLANCE

- Veteran receiver joins the Silver and Black after spending the first five years of his career with the Philadelphia Eagles (2015-19).
- Career totals include 71 games played with 62 starts, compiling 224 receptions for 2,515 yards (11.2 avg.) and 18 TDs, while starting in five postseason contests and recording 19 receptions for 205 yards.
- In 2019, started in 10-of-11 contests and posted 39 receptions for 363 receiving yards while adding three TDs.
- Started all 16 contests in 2018 and recorded a career-high 64 receptions for 736 yards and four TDs.
- During the team's Super Bowl LII season in 2017, started in 10-of-16 contests and tallied 62 receptions that led to career highs in receiving yards (768) and TDs (eight).
- In Super Bowl LII, recorded a career-high nine receptions for 84 yards, tying for the second-most receptions in Eagles playoff history.
- Played three seasons at USC (2012-14), compiling 3,572 all-purpose yards and 24 career TDs to become just the 12th Trojan to notch 2,000 career receiving yards.

a 21-yard long...**(11/22) vs. TB:** Recorded three receptions for 11 yards...**(11/26) at Det.:** Tallied two receptions for 15 yards...**(12/13) vs. Buf.:** Recorded the first TD of his NFL career on a 53-yard reception...His 53-yard TD was the longest TD reception by an Eagles rookie since Hank Baskett caught TDs of 89 and 87 yards in 2006...**(12/26) vs. Was.:** Posted two catches for 35 yards with an 18-yard long...**(1/3/16) at NYG:** Registered two catches for 23 yards.

COLLEGE: Played three seasons at USC (2012-14), compiling 3,572 all-purpose yards and 24 career TDs to become just the 12th Trojan to notch 2,000 career receiving yards...Totalled 540 yards on 37 punt returns (14.6 avg.) and set a school record with four punt return TDs...Finished eighth on USC's career receptions list (179) and seventh on the career punt return yardage list (540), becoming the only Trojan to rank among the school's career top-eight receivers and top-seven punt returners...Started all 13 games as a junior in 2014 and led the team with 104 receptions, 1,313 yards and 12 TDs, which were all career highs...Earned Associated Press third-team All-American and first-team All-Pac-12 honors while finishing as one of 10 semifinalists for the Biletnikoff Award, given annually to the nation's top wide receiver...Also won USC's Offensive Perimeter Player of the Year Award...His 104 receptions in 2014 rank third on USC's all-time single-season list and sixth in Pac-12 Conference history...As a sophomore in 2013, was named All-Pac-12 Second Team as a return specialist and was an honorable-mention All-Pac-12 selection as a wide receiver...In 2013, started all 14 games and racked up 56 receptions for 918 yards and six TDs...His 19.1 punt return average that season was a USC single-season record and ranked second nationally...As a freshman in 2012, appeared in 13 contests and made 18 receptions for 341 yards, totaling two TDs...Majored in communication at USC.

PERSONAL: Attended Berkeley Prep in Tampa, Fla. ...Earned All-American honors as a senior running back, wide receiver, cornerback and safety...Recorded 4,732 rushing yards, 921 receiving yards, 12 INTs and eight kickoff-return TDs...As a senior, totaled 212 carries for 1,983 yards and 28 TDs and 10 receptions for 117 yards and 2 TDs...Added 35 tackles and 3 INTs on defense...As a junior, totaled 1,440 yards on offense, three INTs on defense and 323 return yards...As a sophomore, ran for 970 yards with 15 TDs and had 14 receptions for 239 yards with three TDs, while totaling 31 tackles and four INTs on defense...Also played basketball at Berkeley, where he averaged 12.8 points, 4.8 rebounds, 4.3 assists and 2.3 steals as a senior...Born in Nigeria and moved to the United States when he was 5-years-old...His Father played high-level soccer in Nigeria.

ADDITIONAL STATISTICS: Touchdowns: 1, 11/16/17 vs. Chi., 0-yard fumble return.

SINGLE-GAME HIGHS: RECEIVING: Receptions – 8, five times; last: 9/22/19 vs. Det. Yards – 141, 12/3/17 at Sea. Long – 72t, 10/8/17 vs. Ari. Touchdowns – 2, two times; last: 9/22/19 vs. Det. RUSHING: Attempts – 2, 10/27/19 at Buf. Yards – 16, 9/16/18 vs. Atl. Long – 16, 9/6/18 vs. Atl.

NELSON AGHOLOR'S CAREER STATISTICS

Year	Team	GP	GS	RECEIVING					RUSHING					TOTAL OFFENSE
				Rec.	Yds.	Avg.	Lg.	TD	Att.	Yds.	Avg.	Lg.	TD	
2015	Philadelphia	13	12	23	283	12.3	53t	1	0	0	-	-	0	283
2016	Philadelphia	15	14	36	365	10.1	10t	2	5	14	2.8	5	0	379
2017	Philadelphia	16	10	62	768	12.4	72t	8	1	7	7.0	7	0	775
2018	Philadelphia	16	16	64	736	11.5	83t	4	3	32	10.7	16	0	768
2019	Philadelphia	11	10	39	363	9.3	43	3	2	7	7.0	16	0	370
Totals		71	62	224	2,515	11.2	83t	18	11	60	5.5	16	0	2575
POSTSEASON														
2017	Philadelphia	3	3	15	167	11.1	42	0	4	29	7.3	21	0	196
2018	Philadelphia	2	2	4	38	9.5	13	0	1	12	12.0	12	0	50
Totals		2	2	4	38	14.7	29	0	5	41	8.2	21	0	79

NELSON AGHOLOR GAME-BY-GAME

2019, PHILADELPHIA (9-7)

Date	Opp.	W/L	GP/GS	RECEIVING					RUSHING					TOTAL OFFENSE
				Rec.	Yds.	Avg.	Lg.	TD	Att.	Yds.	Avg.	Lg.	TD	
9/8	Was.	W	1/1	2	11	5.5	7	0	0	0	-	-	0	11
9/15	at Atl.	L	1/1	8	107	13.4	43	1	0	0	-	-	0	107
9/22	Det.	L	1/1	8	50	3.3	20t	2	0	0	-	-	0	50
9/26	at GB	W	1/1	0	0	-	-	0	0	0	-	-	0	0
10/6	NYJ	W	1/1	1	20	20.0	20	0						20
10/13	at Min.	L	1/1	4	42	10.5	23	0						42
10/20	at Dal.	L	1/1	2	24	12.0	18	0	0	0	-	-	0	24
10/27	at Buf.	W	1/1	4	7	1.8	7	0	2	7	3.5	16	0	14
11/3	Chi.	W	1/0	3	21	7.0	12	0						21
11/17	NE	L	1/1	4	40	10.0	19	0						40
11/24	Sea.	L												(INACTIVE - KNEE)
12/1	at Mia.	L	1/1	3	41	13.7	24	0	0	0	-	-	0	41
12/9	NYG	W												(INACTIVE - KNEE)
12/15	at Was.	W												(INACTIVE - KNEE)
12/22	Dal.	W												(INACTIVE - KNEE)
12/29	at NYG	W												(INACTIVE - KNEE)
Totals			11/10	39	363	9.3	43	3	2	7	3.5	16	0	370

AGHOLOR

NELSON AGHOLOR GAME-BY-GAME 2018, PHILADELPHIA (9-7)

Date	Opp.	W/L	GP/GS	RECEIVING						RUSHING					TOTAL OFFENSE
				Rec.	Yds.	Avg.	Lg.	TD	Att.	Yds.	Avg.	Lg.	TD		
9/6	Atl.	W	1/1	8	33	4.1	10	0	1	16	16.0	16	0	49	
9/16	at TB	L	1/1	8	88	11.0	50	1	1	2	2.0	2	0	90	
9/23	Ind.	W	1/1	4	24	6.0	10	0	0	0	-	-	0	24	
9/30	at Ten.	L	1/1	5	22	4.4	10	0	0	0	-	-	0	22	
10/7	Min.	L	1/1	4	45	11.3	20	0	0	0	-	-	0	45	
10/11	at NYG	W	1/1	3	91	30.3	58	0	0	0	-	-	0	91	
10/21	Car.	L	1/1	6	20	3.3	13	0	0	0	-	-	0	20	
10/28	at Jac.	W	1/1	3	49	16.3	39	0	1	14	14.0	14	0	63	
11/11	Dal.	L	1/1	5	83	16.6	51	0	0	0	-	-	0	83	
11/18	at NO	L	1/1	0	0	-	-	0	0	0	-	-	0	0	
11/25	NYG	W	1/1	1	12	12.0	12	0	0	0	-	-	0	12	
12/3	Was.	W	1/1	4	56	14.0	39	0	0	0	-	-	0	56	
12/9	at Dal.	L	1/1	2	49	24.5	42	0	0	0	-	-	0	49	
12/16	at LAR	W	1/1	1	8	8.0	8	0	0	0	-	-	0	8	
12/23	at NYG	W	1/1	5	116	23.2	83t	1	0	0	-	-	0	116	
12/30	Hou.	W	1/1	5	40	8.0	22t	2	0	0	-	-	0	40	
Totals			16/16	64	736	11.5	83t	4	3	32	10.7	16	0	768	
POSTSEASON															
1/6/19	at Chi.	W	1/1	3	32	10.7	13	0	0	0	-	-	0	32	
1/23/19	at NE	W	1/1	1	6	6.0	6	0	1	12	12.0	12	0	18	
Totals			2/2	4	38	9.5	13	0	1	12	12.0	12	0	50	

2017, PHILADELPHIA (13-3)

Date	Opp.	W/L	GP/GS	RECEIVING						RUSHING					TOTAL OFFENSE
				Rec.	Yds.	Avg.	Lg.	TD	Att.	Yds.	Avg.	Lg.	TD		
9/10	at Was.	W	1/0	6	86	14.3	58t	1	0	0	-	-	0	86	
9/17	at KC	L	1/0	1	9	9.0	9	1	0	0	-	-	0	9	
9/24	NYG	W	1/0	2	20	10.0	11	0	0	0	-	-	0	20	
10/1	at LAC	W	1/1	3	58	19.3	36	0	0	0	-	-	0	58	
10/8	Ari.	W	1/1	4	93	23.3	72t	1	0	0	-	-	0	93	
10/12	at Car.	W	1/1	4	55	13.8	24t	1	0	0	-	-	0	55	
10/23	Was.	W	1/1	4	45	11.3	14	1	0	0	-	-	0	45	
10/29	SF	W	1/1	3	26	8.7	17	0	0	0	-	-	0	26	
11/5	Den.	W	1/0	2	36	18.0	35	0	0	0	-	-	0	36	
11/19	at Dal.	W	1/0	1	-2	-2.0	-2	0	0	0	-	-	0	-2	
11/26	Chi.	W	1/1	3	32	10.7	15t	1	0	0	-	-	0	32	
12/3	at Sea.	L	1/1	7	141	20.1	51	1	0	0	-	-	0	141	
12/10	at LAR	W	1/1	8	64	8.0	18	0	0	0	-	-	0	64	
12/17	at NYG	W	1/1	7	59	8.4	16	1	0	0	-	-	0	59	
12/25	Oak.	W	1/1	4	35	8.8	12	0	0	0	-	-	0	35	
12/31	Dal.	L	1/0	3	11	3.7	7	0	1	7	7.0	7	0	7	
Totals			16/10	62	768	12.4	72t	8	1	7	7.0	7	0	775	
POSTSEASON															
1/13/18	Atl.	W	1/1	3	24	8.0	10	0	2	20	10.0	21	0	44	
1/21/18	Min.	W	1/1	3	59	19.7	42	0	1	0	0.0	0	0	59	
2/4/18	at NE	W	1/1	9	84	9.3	24	0	1	9	9.0	9	0	93	
Totals			3/3	15	167	11.1	42	0	4	29	7.3	21	0	196	

NELSON AGHOLOR GAME-BY-GAME

2016, PHILADELPHIA (7-9)

Date	Opp.	W/L	GP/GS	RECEIVING					RUSHING				TOTAL OFFENSE	
				Rec.	Yds.	Avg.	Lg.	TD	Att.	Yds.	Avg.	Lg.		TD
9/11	Cle.	W	1/1	4	57	14.3	35t	1	0	0	-	-	0	57
9/19	at Chi.	W	1/1	4	42	10.5	18	0	0	0	-	-	0	42
9/25	Pit.	W	1/1	3	21	7.0	11	0	0	0	-	-	0	21
10/9	at Det.	L	1/1	2	27	13.5	18	0	1	5	5.0	5	0	32
10/16	at Was.	L	1/0	3	34	11.3	18	0	0	0	-	-	0	34
10/23	Min.	W	1/1	2	10	5.0	6	0	0	0	-	-	0	10
10/30	at Dal.	L	1/1	3	25	8.3	11	0	0	0	-	-	0	25
11/6	at NYG	L	1/1	4	41	10.3	23	0	0	0	-	-	0	41
11/13	Atl.	W	1/0	2	7	3.5	4	0	0	0	-	-	0	7
11/20	at Sea.	L	1/1	0	0	-	-	0	0	0	-	-	0	0
11/28	GB	L		(INACTIVE)										
12/4	at Cin.	L	1/1	4	23	5.8	8	0	1	4	4.0	4	0	27
12/11	Was.	L	1/1	2	22	11.0	13	0	0	0	-	-	0	22
12/18	at Bal.	L	1/1	1	9	9.0	9	0	1	1	1.0	1	0	10
12/22	NYG	W	1/1	2	47	23.5	40t	1	1	5	5.0	5	0	52
1/1/17	Dal	W	1/1	0	0	-	-	0	1	-1	-1.0	-1	0	-1
Totals			15/14	36	365	10.1	40t	2	5	14	3.5	5	0	379

2015, PHILADELPHIA (7-9)

Date	Opp.	W/L	GP/GS	RECEIVING					RUSHING				TOTAL OFFENSE	
				Rec.	Yds.	Avg.	Lg.	TD	Att.	Yds.	Avg.	Lg.		TD
9/14	at Atl.	L	1/1	1	5	5.0	5	0	0	0	-	-	0	5
9/20	Dal.	L	1/1	3	31	10.3	12	0	0	0	-	-	0	31
9/27	at NYJ	W	1/1	0	0	-	-	0	0	0	-	-	0	0
10/4	at Was.	L	1/1	3	64	21.3	45	0	0	0	-	-	0	64
10/11	NO	W	1/1	1	5	5.0	0	0	0	0	-	-	0	5
10/19	NYG	W		(INACTIVE - ANKLE)										
10/25	at Car.	L		(INACTIVE - ANKLE)										
11/8	at Dal.	W		(INACTIVE - ANKLE)										
11/15	Mia.	L	1/0	3	32	10.7	21	0	0	0	-	-	0	32
11/22	TB	L	1/1	3	11	3.7	7	0	0	0	-	-	0	11
11/26	at Det.	L	1/1	2	15	7.5	12	0	0	0	-	-	0	15
12/6	at NE	W	1/1	0	0	-	-	0	0	0	-	-	0	0
12/13	Buf.	W	1/1	3	62	20.7	53t	1	0	0	-	-	0	62
12/20	Ari.	L	1/1	0	0	-	-	0	0	0	-	-	0	0
12/26	Was	L	1/1	2	35	17.5	18	0	0	0	-	-	0	35
1/3/16	at NYG	W	1/1	2	23	11.5	16	0	0	0	-	-	0	23
Totals			12/13	23	283	12.3	53t	1	0	0	-	-	0	283

21**PRINCE AMUKAMARA**Position: **Cornerback**HT/WT: **6-0/206**Acquired: **FA-'20**Hometown: **Glendale, Ari.**College: **Nebraska**Born: **06/06/89**NFL Season: **10**Raiders Season: **1**

TRANSACTIONS: Selected by New York Giants in the first round (19th overall) of the 2011 NFL Draft...Signed by Jacksonville Jaguars as an unrestricted free agent, March 11, 2016...Signed by Chicago Bears as a free agent, March 10, 2017...Re-signed by Bears, March 14, 2018...Signed by Las Vegas Raiders as a free agent, May 13, 2020.

CAREER: Veteran defensive back enters his 10th season in the NFL and first with the Silver and Black...Has played in 113 career games with 99 starts...Career totals include 481 tackles (416 solo), 10 INTs, including one returned for a TD, 78 passes defended, six forced fumbles and three fumble recoveries... In 2019, started all 15 contests he appeared in, totaling 53 tackles (44), 10 passes defended, one forced fumble and one fumble recovery...Started 15 games in 2018, recording 66 tackles, three INTs, 12 passes defended and two forced fumbles... In 2017, appeared in 14 games with 12 starts, compiling 48 tackles (45), seven passes defended and one fumble recovery... Appeared in 14 games with 12 starts in his lone season with Jacksonville in 2016, recording 49 tackles (46) and six passes defended...Played in 11 games with 10 starts in 2015, tallying 63 tackles (55), one INT, nine passes defended, one forced fumble and one fumble recovery...Started the first eight games in 2014 before being placed on the Reserve/Injured List for the remainder of the season after suffering a torn right bicep...Registered 46 tackles (37) and a career-high three INTs, which tied for second on the team...In 2013, finished fourth on the team with 85 tackles (76) and was second with 13 passes defended...As a rookie in 2011, appeared in the final seven regular season games, finishing with 14 tackles, one INT, two passes defended and one fumble recovery...Also played in all four postseason contests en route to winning Super Bowl XLVI with the New York Giants.

AT A GLANCE

- Has appeared in 113 contests with 99 starts over nine seasons for the New York Giants (2011-15), Jacksonville Jaguars (2016) and Chicago Bears (2017-19).
- Career totals include 481 tackles (416 solo), 10 INTs, including one returned for a TD, 78 passes defended, six forced fumbles and three fumble recoveries.
- Tied a career high with three INTs in 2018, including his first career INT returned for a TD, while adding 66 tackles (58), 11 passes defended, two forced fumble and two fumble recoveries.
- In 2013, started every game at cornerback for the first time in his career and finished fourth on the team with 85 tackles (76) and was second with 13 passes defended.
- Played in all four postseason contests as a rookie for the Super Bowl Champion New York Giants, recording three tackles.

2019 (with Chi.): Started 15 games and totaled 53 tackles (44 solo), 10 passes defended, one forced fumble and one fumble recovery...**(9/5) vs. GB:** Talled three tackles (two) and two passes defended...**(9/15) at Den.:** Recorded a season-high seven tackles...**(9/23) at Was.:** Registered three tackles and one pass defended...**(9/29) vs. Min.:** Posted two tackles, one pass defended and one forced fumble...**(10/6) at Oak.:** Recorded four tackles and one fumble recovery...**(10/20) vs. NO:** Totaled six tackles (four) and one pass defended...**(10/27) vs. LAC:** Talled two tackles (one) and one pass defended...**(11/3) at Phi.:** Posted four tackles, including one for loss and one pass defended...**(11/10) vs. Det.:** Notched five tackles (four) and one pass defended...**(11/17) at LAR:** Registered five tackles (four)...**(11/24) vs. NYG:** Totaled four tackles and one pass defended...**(11/28) at Det.:** Recorded five tackles (four) and one pass defended...**(12/15) at GB:** Notched one tackle...**(12/22) vs. KC:** Posted two tackles...**(12/29) at Min.:** Started at cornerback in the season finale.

2018 (with Chi.): Started 15 games and compiled 66 tackles (57 solo), three INTs, 12 passes defended and two forced fumbles...**(9/9) at GB:** Posted five tackles (four)...**(9/17) vs. Sea.:** Talled four tackles, one INT and two passes defended...Scored first career TD on a 49-yard INT return...**(9/23) at Ari.:** Recorded two tackles, including one for loss...Added one pass defended...**(10/14) at Mia.:** Posted two tackles...**(10/21) vs. Car.:** Registered four tackles (three), including one for loss...**(11/11) vs. Det.:** Recorded a career-high eight tackles, while adding one INT, two passes defended and two forced fumbles...**(11/18) vs. Min.:** Tied a career-high with eight tackles and added one pass defended...**(11/22) at Det.:** Recorded six tackles (five), including one for loss...**(12/2) at NYG:** Posted five tackles (four) and one pass defended...**(12/9) vs. LAR:** Registered six tackles (five) and his third INT of the season...Tied a career-high with three passes defended...**(12/16) vs. GB:** Talled four tackles and one pass defended...**(12/23) at SF:** Posted two tackles (one)...**(12/30) at Min.:** Recorded three tackles (two) and one pass defended...**Postseason: (1/6/19) vs. Phi.:** Posted one pass defended in the NFC Wildcard.

2017 (with Chi.): Appeared in 14 games with 12 starts, totaling 48 tackles (45 solo), seven passes defended and one fumble recovery...**(9/24) vs. Pit.:** Talled three tackles (two) and two passes defended...**(10/9) vs. Min.:** Posted four tackles...**(10/15) at Bal.:** Notched two tackles...**(10/22) vs. Car.:** Totaled four tackles and one pass defended...**(10/29) at NO:** Posted two tackles...**(11/12) vs. GB:** Made one tackle...**(11/19) vs. Det.:** Posted three tackles...**(11/26) at Phi.:** Talled five tackles and two passes defended...**(12/3) vs. SF:** Recorded four tackles...**(12/10) at Cin.:** Recorded a season-high six solo tackles...Added one pass defended...**(12/16) at Det.:** Totaled six tackles (five) and one pass defended...**(12/24) vs. Cle.:** Posted two tackles and one fumble recovery...**(12/31) at Min.:** Registered six tackles (five).

2016 (with Jac.): Appeared in 14 games with 12 starts in his lone season with the club in 2016, recording 49 tackles (46 solo) and six passes defended...**(9/11) vs. GB:** Made his first start at right cornerback, totaling two tackles and one pass defended...**(10/2) vs. Ind.:** Notched three tackles, including one for loss...**(10/16) at Chi.:** Recorded four tackles and one pass defended...**(10/23) vs. Oak.:** Posted a season-high seven tackles...**(10/27) at Ten.:** Made four tackles...**(11/6) at KC:** Totaled three tackles and one pass defended...**(11/13) vs. Hou.:** Made his 50th career start and notched two tackles...**(11/20) at Det.:** Posted one tackle...**(11/27) at Buf.:** Posted five tackles...**(12/4) vs. Den.:** Made five tackles...**(12/11) vs. Min.:** Notched four tackles...**(12/18) at Hou.:** Totaled two tackles...**(12/24) vs. Ten.:** Recorded a season-high two passes defended, while adding two tackles...**(1/1/17) at Ind.:** Recorded five tackles (two) and one pass defended.

2015 (with NYG): Played in 11 games with 10 starts, tallying 63 tackles (55 solo), one INT, nine passes defended, one forced fumble and one fumble recovery...Missed five games due to a pectoral injury...(9/13) at Dal.: Recorded eight tackles...(9/20) vs. Atl.: Posted four tackles and one pass defended...(9/24) vs. Was.: Tallied eight tackles, three passes defended and one INT...(10/4) at Buf.: Totaled six tackles (five), two passes defended, one forced fumble and one fumble recovery...(10/11) vs. SF: Recorded six tackles (five) and one pass defended...(11/29) at Was.: Notched four tackles (three) ...(12/6) vs. NYJ: Posted five tackles (four)...(12/14) at Mia.: Recorded five tackles...(12/20) vs. Car.: Tallied seven tackles and two passes defended...(12/27) at Min.: Recorded six tackles and one pass defended ...(1/3/16) vs. Phi.: Posted four tackles.

2014 (with NYG): Started the first eight games in 2014 before being placed on the Reserve/Injured List for the remainder of the season after suffering a torn right bicep...Registered 46 tackles (37 solo) and a career-high three INTs, which tied for second on the team...(9/8) at Det.: Recorded eight tackles (four) and two passes defended...(9/14) vs. Ari.: Registered a season-high nine tackles (eight) and added one pass defended...(9/21) vs. Hou.: Tallied six tackles (four) and one INT, which he returned 28 yards...(9/25) at Was.: Recorded three tackles and one INT returned for 38 yards...(10/5) vs. Atl.: Posted four tackles (three)...(10/12) at Phi.: Totaled six tackles (five)...(10/19) at Dal.: Totaled seven tackles and his third INT on the season, marking a new career high...(11/3) vs. Ind.: Notched three tackles.

2013 (with NYG): Finished fourth on the team with 85 tackles (76 solo) and was second with 13 passes defended...Added one INT and two forced fumbles...(9/8) at Dal.: Posted four tackles and one pass defended...(9/15) vs. Den.: Recorded a season-high 10 tackles, adding one pass defended and his first career forced fumble...(9/22) at Car.: Tallied six tackles (four) and one pass defended...(9/29) at KC: Totaled three tackles (two), one INT and two passes defended...(10/6) vs. Phi.: Made three tackles...(10/10) at Chi.: Recorded nine tackles...(10/21) vs. Min.: Posted five tackles...(10/27) at Phi.: Recorded five tackles and one forced fumble...(11/10) vs. Oak.: Made four tackles (three)...(11/17) vs. GB: Logged six tackles...(11/24) vs. Dal.: Tallied six stops and one pass defended...(12/1) at Was.: Recorded five tackles (two) and two passes defended...(12/8) at SD: Registered six tackles (five)...(12/15) vs. Sea.: Totaled four tackles and two passes defended...(12/22) at Det.: Recorded four tackles and one pass defended...(12/29) vs. Was.: Tallied five tackles (four) and two passes defended.

2012 (with NYG): Played in 13 games with 11 starts, totaling 57 tackles (44 solo), one INT and six passes defended...(9/20) at Car.: Made his first career start and posted one tackle...(9/30) at Phi.: Recorded five tackles (three) and one pass defended...(10/7) vs. Cle.: Notched two tackles (one)...(10/14) at SF: Made six tackles (five)...(10/21) vs. Was.: Tallied six tackles (five), one INT and a career-high three passes defended...(10/28) at Dal.: Totaled eight tackles (six) and one pass defended...(11/4) vs. Pit.: Posted three tackles (two)...(11/11) at Cin.: Recorded a then-career-high 10 tackles (seven)...(11/25) vs. GB: Notched three tackles...(12/3) at Was.: Logged seven tackles (five)...(12/9) vs. NO: Made two tackles...(12/30) vs. Phi.: Posted four tackles.

2011 (with NYG): Appeared in the final seven regular season games and all four postseason contests...Finished with 14 tackles, one INT, two passes defended and one fumble recovery...(11/20) vs. Phi.: Made NFL debut...Tallied five tackles, two passes defended and his first career INT...(11/28) at NO: Made one tackle...(12/4) vs. GB: Posted two tackles...(12/11) at Dal.: Recorded four tackles...(12/18) vs. Was.: Notched two tackles...Postseason: (1/8/12) vs. Atl.: Posted two tackles (one)...Super Bowl XLVI (2/5/12) at NE: Made one tackle in the Super Bowl.

COLLEGE: Played four seasons (2007-10) at Nebraska, appearing in 49 games with 31 starts...Totaled 161 tackles (100 solo), five INTs, 26 passes defended, four sacks, three forced fumbles and one fumble recovery...As a senior, was named an unanimous All-America selection and All-Big 12 Conference first team selection...Earned Big 12 Defensive Player of the Year, joining Ndamukong Suh and Grant Wistrom as the only Cornhuskers to win the award...Made 14 starts and ranked sixth on the team with 59 tackles, including one sack...As a junior in 2009, tallied 64 tackles, two sacks, a team-high 11 passes defended and five INTs, which ranked second on the team...In 2008, played 13 games and totaled 34 tackles (21), one sack, three passes defended and two fumble recoveries...As a freshman in 2007, appeared in eight games and recorded four tackles.

PERSONAL: Attended Apollo High School in Glendale, Ari., where he was named state player of the year by the Arizona Republic...Played running back and defensive back...Rushed for 3,389 yards and 50 TDs over his final two seasons, adding 664 receiving yards...Posted 125 tackles and two INTs on defense...Helped the school's basketball team win three straight Class 4A state titles...Also lettered in track and field, where he won the Class 4A state title in both the 100-meter and 200-meter dashes as a senior...Is of royal bloodline in Nigeria, as his great grandfather was the King of the Awo-Omamma in Iwo State of Nigeria...Has five sisters whose names are Princess, Precious, Promise, Peace and Passionate...Last name pronounced ah-MOO-kah-MAIR-rah.

ADDITIONAL STATISTICS: Touchdowns: 1, 9/17/18 vs. Sea.

SINGLE-GAME HIGHS: TACKLES: Total – 10, two times; last: 9/15/13 vs. Den. Solo – 9, 10/10/13 at Chi. Interceptions – 1, 10 times; last: 12/9/18 vs. LAR. Fumbles Recovered – 1, three times; last: 10/6/19 at Oak. Fumbles Forced – 2, 11/11/18 vs. Det. Passes defended – 3, three times; last: 12/9/18 vs. LAR.

PRINCE AMUKAMARA'S CAREER STATISTICS

Year	Team	GP	GS	TACKLES					INTERCEPTIONS				FUMBLES			
				Total	Solo	Asst.	Sacks	Yds.	No.	Yds.	Lg.	TD	PD	FF	FR	Yds.
2011	NY Giants	7	0	14	12	2	0.0	0.0	1	0	0	0	3	0	0	0
2012	NY Giants	13	11	57	44	13	0.0	0.0	1	0	0	0	6	0	0	0
2013	NY Giants	16	16	85	76	9	0.0	0.0	1	-4	-4	0	13	2	0	0
2014	NY Giants	8	8	46	37	9	0.0	0.0	3	66	38	0	11	0	0	0
2015	NY Giants	11	10	63	55	8	0.0	0.0	1	6	6	0	10	1	1	0
2016	Jacksonville	14	12	49	46	3	0.0	0.0	0	0	-	0	6	0	0	0
2017	Chicago	14	12	48	45	3	0.0	0.0	0	0	-	0	7	0	1	0
2018	Chicago	15	15	66	57	9	0.0	0.0	3	58	49t	1	12	2	0	0
2019	Chicago	15	15	53	44	9	0.0	0.0	0	0	-	0	10	1	1	0
Totals		113	99	481	416	65	0.0	0.0	10	126	49t	1	78	6	3	0
POSTSEASON																
2011	NY Giants	4	0	3	2	1	0.0	0.0	0	0	-	0	0	0	0	0
2018	Chicago	1	1	0	0	0	0.0	0.0	0	0	-	0	1	0	0	0
Totals		5	1	3	2	1	0.0	0.0	0	0	-	0	1	0	0	0

AMUKAMARA

PRINCE AMUKAMARA GAME-BY-GAME

2019, CHICAGO (8-8)

Date	Opp.	W/L	GP/GS	TACKLES					INTERCEPTIONS					FUMBLES			
				Total	Solo	Asst.	Sacks	Yds.	No.	Yds.	Lg.	TD	PD	FF	FR	Yds.	
9/5	GB	L	1/1	3	2	1	0.0	0.0	0	0	-	0	2	0	0	0	
9/15	at Den.	W	1/1	7	5	2	0.0	0.0	0	0	-	0	0	0	0	0	
9/23	at Was.	W	1/1	3	3	0	0.0	0.0	0	0	-	0	1	0	0	0	
9/29	Min.	W	1/1	2	2	0	0.0	0.0	0	0	-	0	1	1	0	0	
10/6	at Oak.	L	1/1	4	4	0	0.0	0.0	0	0	-	0	0	0	1	0	
10/20	NO	L	1/1	6	4	2	0.0	0.0	0	0	-	0	1	0	0	0	
10/27	LAC	L	1/1	2	1	1	0.0	0.0	0	0	-	0	1	0	0	0	
11/3	at Phi.	L	1/1	4	4	0	0.0	0.0	0	0	-	0	1	0	0	0	
11/10	Det.	W	1/1	5	4	1	0.0	0.0	0	0	-	0	1	0	0	0	
11/17	at LAR	L	1/1	5	4	1	0.0	0.0	0	0	-	0	0	0	0	0	
11/24	NYG	W	1/1	4	4	0	0.0	0.0	0	0	-	0	1	0	0	0	
11/28	at Det.	W	1/1	5	4	1	0.0	0.0	0	0	-	0	1	0	0	0	
12/5	Dal.	W		(INACTIVE)													
12/15	at GB	L	1/1	1	1	0	0.0	0.0	0	0	-	0	0	0	0	0	
12/22	KC	L	1/1	2	2	0	0.0	0.0	0	0	-	0	0	0	0	0	
12/29	at Min.	W	1/1	0	0	0	0.0	0.0	0	0	-	0	0	0	0	0	
Totals			15/15	53	44	9	0.0	0.0	0	0	-	0	10	1	1	0	

2018, CHICAGO (12-4)

Date	Opp.	W/L	GP/GS	TACKLES					INTERCEPTIONS					FUMBLES			
				Total	Solo	Asst.	Sacks	Yds.	No.	Yds.	Lg.	TD	PD	FF	FR	Yds.	
9/9	at GB	L	1/1	5	4	1	0.0	0.0	0	0	-	0	0	0	0	0	
9/17	Sea.	W	1/1	4	4	0	0.0	0.0	1	49	49t	1	2	0	0	0	
9/23	at Ari.	W	1/1	2	1	1	0.0	0.0	0	0	-	0	1	0	0	0	
9/30	TB	W		(INACTIVE)													
10/14	at Mia.	L	1/1	2	2	0	0.0	0.0	0	0	-	0	0	0	0	0	
10/21	NE	L	1/1	4	3	1	0.0	0.0	0	0	-	0	0	0	0	0	
10/28	NYJ	W	1/1	2	2	0	0.0	0.0	0	0	-	0	0	0	0	0	
11/4	at Buf.	W	1/1	5	4	1	0.0	0.0	0	0	-	0	0	0	0	0	
11/11	Det.	W	1/1	8	8	0	0.0	0.0	1	0	0	0	2	2	0	0	
11/18	Min.	W	1/1	8	8	0	0.0	0.0	0	0	-	0	1	0	0	0	
11/22	at Det.	W	1/1	6	5	1	0.0	0.0	0	0	-	0	0	0	0	0	
12/2	at NYG	L	1/1	5	4	1	0.0	0.0	0	0	-	0	1	0	0	0	
12/9	LAR	W	1/1	6	5	1	0.0	0.0	1	9	9	0	3	0	0	0	
12/16	GB	W	1/1	4	4	0	0.0	0.0	0	0	-	0	1	0	0	0	
12/23	at SF	W	1/1	2	1	1	0.0	0.0	0	0	-	0	0	0	0	0	
12/30	at Min.	W	1/1	3	2	1	0.0	0.0	0	0	-	0	1	0	0	0	
Totals			15/15	66	57	9	0.0	0.0	3	58	49t	1	12	2	0	0	
POSTSEASON																	
1/6/19	Phi.	L	1/0	0	0	0	0.0	0.0	0	0	-	0	1	0	0	0	

2017, CHICAGO (5-11)

Date	Opp.	W/L	GP/GS	TACKLES					INTERCEPTIONS					FUMBLES			
				Total	Solo	Asst.	Sacks	Yds.	No.	Yds.	Lg.	TD	PD	FF	FR	Yds.	
9/10	Atl.	L		(INACTIVE)													
9/17	at TB	L		(INACTIVE)													
9/24	Pit.	W	1/0	3	2	1	0.0	0.0	0	0	-	0	2	0	0	0	
9/28	at GB	L	1/0	0	0	0	0.0	0.0	0	0	-	0	0	0	0	0	
10/9	Min.	L	1/1	4	4	0	0.0	0.0	0	0	-	0	0	0	0	0	
10/15	at Bal.	W	1/1	2	2	0	0.0	0.0	0	0	-	0	0	0	0	0	
10/22	Car.	W	1/1	4	4	0	0.0	0.0	0	0	-	0	1	0	0	0	
10/29	at NO	L	1/1	2	2	0	0.0	0.0	0	0	-	0	0	0	0	0	
11/12	GB	L	1/1	1	1	0	0.0	0.0	0	0	-	0	0	0	0	0	
11/19	Det.	L	1/1	3	3	0	0.0	0.0	0	0	-	0	0	0	0	0	
11/26	at Phi.	L	1/1	5	5	0	0.0	0.0	0	0	-	0	2	0	0	0	
12/3	SF	L	1/1	4	4	0	0.0	0.0	0	0	-	0	0	0	0	0	
12/10	at Cin.	W	1/1	6	6	0	0.0	0.0	0	0	-	0	1	0	0	0	
12/16	at Det.	L	1/1	6	5	1	0.0	0.0	0	0	-	0	1	0	0	0	
12/24	Cle.	W	1/1	2	2	0	0.0	0.0	0	0	-	0	0	0	1	0	
12/31	at Min.	L	1/1	6	5	1	0.0	0.0	0	0	-	0	0	0	0	0	
Totals			14/12	48	45	3	0.0	0.0	0	0	-	0	7	0	1	0	

PRINCE AMUKAMARA GAME-BY-GAME 2016, JACKSONVILLE (3-13)

Date	Opp.	W/L	GP/GS	TACKLES					INTERCEPTIONS					FUMBLES		
				Total	Solo	Asst.	Sacks	Yds.	No.	Yds.	Lg.	TD	PD	FF	FR	Yds.
9/11	GB	L	1/1	2	2	0	0.0	0.0	0	0	-	0	1	0	0	0
9/18	at SD	L		(INACTIVE)												
9/25	Bal.	L		(INACTIVE)												
10/2	Ind.	W	1/0	3	3	0	0.0	0.0	0	0	-	0	0	0	0	0
10/16	at Chi.	W	1/1	4	4	0	0.0	0.0	0	0	-	0	1	0	0	0
10/23	Oak.	L	1/1	7	7	0	0.0	0.0	0	0	-	0	0	0	0	0
10/27	at Ten.	L	1/0	4	4	0	0.0	0.0	0	0	-	0	0	0	0	0
11/6	at KC	L	1/1	3	3	0	0.0	0.0	0	0	-	0	1	0	0	0
11/13	Hou.	L	1/1	2	2	0	0.0	0.0	0	0	-	0	0	0	0	0
11/20	at Det.	L	1/1	1	1	0	0.0	0.0	0	0	-	0	0	0	0	0
11/27	at Buf.	L	1/1	5	5	0	0.0	0.0	0	0	-	0	0	0	0	0
12/4	Den.	L	1/1	5	5	0	0.0	0.0	0	0	-	0	0	0	0	0
12/11	Min.	L	1/1	4	4	0	0.0	0.0	0	0	-	0	0	0	0	0
12/18	at Hou.	L	1/1	2	2	0	0.0	0.0	0	0	-	0	0	0	0	0
12/24	Ten.	W	1/1	2	2	0	0.0	0.0	0	0	-	0	2	0	0	0
1/1/17	at Ind.	L	1/1	5	2	0	0.0	0.0	0	0	-	0	1	0	0	0
Totals			14/12	49	46	0	0.0	0.0	0	0	-	0	6	0	0	0

2015, NEW YORK GIANTS (6-10)

Date	Opp.	W/L	GP/GS	TACKLES					INTERCEPTIONS					FUMBLES		
				Total	Solo	Asst.	Sacks	Yds.	No.	Yds.	Lg.	TD	PD	FF	FR	Yds.
9/13	at Dal.	L	1/1	8	6	2	0.0	0.0	0	0	-	0	0	0	0	0
9/20	Atl.	L	1/1	4	4	0	0.0	0.0	0	0	-	0	1	0	0	0
9/24	Was.	W	1/1	8	6	2	0.0	0.0	1	6	6	0	3	0	0	0
10/4	at Buf.	W	1/1	6	5	1	0.0	0.0	0	0	-	0	2	1	1	0
10/11	SF	W	1/1	6	5	1	0.0	0.0	0	0	-	0	1	0	0	0
10/19	at Phi.	L		(INACTIVE)												
10/25	Dal.	W		(INACTIVE)												
11/1	at NO	L		(INACTIVE)												
11/8	at TB	W		(INACTIVE)												
11/15	NE	L		(INACTIVE)												
11/29	at Was.	L	1/1	4	3	1	0.0	0.0	0	0	-	0	0	0	0	0
12/6	NYJ	L	1/1	5	4	1	0.0	0.0	0	0	-	0	0	0	0	0
12/14	at Mia.	W	1/1	5	5	0	0.0	0.0	0	0	-	0	0	0	0	0
12/20	Car.	L	1/0	7	7	0	0.0	0.0	0	0	-	0	2	0	0	0
12/27	at Min.	L	1/1	6	6	0	0.0	0.0	0	0	-	0	1	0	0	0
1/3/17	Phi.	L	1/1	4	4	0	0.0	0.0	0	0	-	0	0	0	0	0
Totals			11/10	63	55	8	0.0	0.0	1	6	6	0	10	1	1	0

2014, NEW YORK GIANTS (6-10)

Date	Opp.	W/L	GP/GS	TACKLES					INTERCEPTIONS					FUMBLES		
				Total	Solo	Asst.	Sacks	Yds.	No.	Yds.	Lg.	TD	PD	FF	FR	Yds.
9/8	at Det.	L	1/1	8	4	4	0.0	0.0	0	0	-	0	2	0	0	0
9/14	Ari.	L	1/1	9	8	1	0.0	0.0	0	0	-	0	1	0	0	0
9/21	Hou.	W	1/1	6	4	2	0.0	0.0	1	0	-	0	2	0	0	0
9/25	at Was.	W	1/1	3	3	0	0.0	0.0	1	28	28	0	2	0	0	0
10/5	Atl.	W	1/1	4	3	1	0.0	0.0	0	0	-	0	2	0	0	0
10/12	at Phi.	L	1/1	6	5	1	0.0	0.0	0	0	-	0	0	0	0	0
10/19	at Dal.	L	1/1	7	7	0	0.0	0.0	1	38	38	0	2	0	0	0
11/3	Ind.	L	1/1	3	3	0	0.0	0.0	0	0	-	0	0	0	0	0
11/9	at Sea.	L		(RESERVE/INJURED LIST - BICEP)												
11/16	SF	L		(RESERVE/INJURED LIST - BICEP)												
11/23	Dal.	L		(RESERVE/INJURED LIST - BICEP)												
11/30	at Jac.	L		(RESERVE/INJURED LIST - BICEP)												
12/7	at Ten.	W		(RESERVE/INJURED LIST - BICEP)												
12/14	Was.	W		(RESERVE/INJURED LIST - BICEP)												
12/21	at StL.	W		(RESERVE/INJURED LIST - BICEP)												
12/28	Phi.	L		(RESERVE/INJURED LIST - BICEP)												
Totals			8/8	46	37	9	0.0	0.0	3	66	38	0	11	0	0	0

PRINCE AMUKAMARA GAME-BY-GAME

2013, NEW YORK GIANTS (7-9)

Date	Opp.	W/L	GP/GS	TACKLES					INTERCEPTIONS					FUMBLES		
				Total	Solo	Asst.	Sacks	Yds.	No.	Yds.	Lg.	TD	PD	FF	FR	Yds.
9/8	at Dal.	L	1/1	4	4	0	0.0	0.0	0	0	-	0	1	0	0	0
9/15	Den.	L	1/1	10	10	0	0.0	0.0	0	0	-	0	1	1	0	0
9/22	at Car.	L	1/1	6	4	2	0.0	0.0	0	0	-	0	1	0	0	0
9/29	at KC	L	1/1	3	2	1	0.0	0.0	1	-4	-4	0	2	0	0	0
10/6	Phi.	L	1/1	3	3	0	0.0	0.0	0	0	-	0	0	0	0	0
10/10	at Chi.	L	1/1	9	9	0	0.0	0.0	0	0	-	0	0	0	0	0
10/21	Min.	W	1/1	5	5	0	0.0	0.0	0	0	-	0	0	0	0	0
10/27	at Phi.	W	1/1	5	5	0	0.0	0.0	0	0	-	0	0	1	0	0
11/10	Oak.	W	1/1	4	3	1	0.0	0.0	0	0	-	0	0	0	0	0
11/17	GB	W	1/1	6	6	0	0.0	0.0	0	0	-	0	0	0	0	0
11/24	Dal.	L	1/1	6	6	0	0.0	0.0	0	0	-	0	1	0	0	0
12/1	at Was.	W	1/1	5	2	3	0.0	0.0	0	0	-	0	2	0	0	0
12/8	at SD	L	1/1	6	5	1	0.0	0.0	0	0	-	0	0	0	0	0
12/15	Sea.	L	1/1	4	4	0	0.0	0.0	0	0	-	0	2	0	0	0
12/22	at Det.	W	1/1	4	4	0	0.0	0.0	0	0	-	0	1	0	0	0
12/29	Was.	W	1/1	5	4	1	0.0	0.0	0	0	-	0	2	0	0	0
Totals			16/16	85	76	9	0.0	0.0	1	-4	-4	0	13	2	0	0

2012, NEW YORK GIANTS (9-7)

Date	Opp.	W/L	GP/GS	TACKLES					INTERCEPTIONS					FUMBLES		
				Total	Solo	Asst.	Sacks	Yds.	No.	Yds.	Lg.	TD	PD	FF	FR	Yds.
9/5	Dal.	L		(INACTIVE)												
9/16	TB	W		(INACTIVE)												
9/20	at Car.	W	1/0	1	1	0	0.0	0.0	0	0	-	0	1	0	0	0
9/30	at Phi.	L	1/1	5	3	2	0.0	0.0	0	0	-	0	1	0	0	0
10/7	Cle.	W	1/1	2	1	1	0.0	0.0	0	0	-	0	0	0	0	0
10/14	at SF	W	1/1	6	5	1	0.0	0.0	0	0	-	0	0	0	0	0
10/21	Was.	W	1/1	6	5	1	0.0	0.0	1	0	0	0	3	0	0	0
10/28	at Dal.	W	1/1	8	6	2	0.0	0.0	0	0	-	0	1	0	0	0
11/4	Pit.	L	1/1	3	2	1	0.0	0.0	0	0	-	0	0	0	0	0
11/11	at Cin.	L	1/1	10	7	3	0.0	0.0	0	0	-	0	0	0	0	0
11/25	GB	W	1/1	3	3	0	0.0	0.0	0	0	-	0	0	0	0	0
12/3	at Was.	L	1/1	7	5	2	0.0	0.0	0	0	-	0	0	0	0	0
12/9	NO	W	1/1	2	2	0	0.0	0.0	0	0	-	0	0	0	0	0
12/16	at Atl.	L		(INACTIVE)												
12/23	at Bal.	L	1/0	0	0	0	0.0	0.0	0	0	-	0	0	0	0	0
12/30	Phi.	W	1/1	4	4	0	0.0	0.0	0	0	-	0	0	0	0	0
Totals			13/11	57	44	13	0.0	0.0	1	0	0	0	6	0	0	0

PRINCE AMUKAMARA GAME-BY-GAME

2011, NEW YORK GIANTS (9-7)

Date	Opp.	W/L	GP/GS	TACKLES					INTERCEPTIONS				FUMBLES					
				Total	Solo	Asst.	Sacks	Yds.	No.	Yds.	Lg.	TD	PD	FF	FR	Yds.		
9/11	at Was.	L																
9/19	StL.	W																
9/25	at Phi.	W																
10/2	at Ari.	W																
10/9	Sea.	L																
10/16	Buf.	W																
10/30	Mia.	W																
11/6	at NE	W																
11/13	at SF	L																
11/20	Phi.	L	1/0	5	5	0	0.0	0.0	1	0	0	0	2	0	0	0	0	0
11/28	at NO	L	1/0	1	1	0	0.0	0.0	0	0	-	0	0	0	0	0	0	0
12/4	GB	L	1/0	2	0	2	0.0	0.0	0	0	-	0	0	0	0	0	0	0
12/11	at Dal.	W	1/0	4	4	0	0.0	0.0	0	0	-	0	0	0	0	0	0	0
12/18	Was.	L	1/0	2	2	0	0.0	0.0	0	0	-	0	1	0	0	0	0	0
12/24	at NYJ	W	1/0	0	0	0	0.0	0.0	0	0	-	0	0	0	0	0	0	0
1/1/12	Dal.	W	1/0	0	0	0	0.0	0.0	0	0	-	0	0	0	0	0	0	0
Totals			7/0	14	12	2	0.0	0.0	1	0	0	0	3	0	0	0	0	0
POSTSEASON																		
1/8/12	Atl.	W	1/0	2	1	1	0.0	0.0	0	0	-	0	0	0	0	0	0	0
1/15/12	at GB	W	1/0	0	0	0	0.0	0.0	0	0	-	0	0	0	0	0	0	0
1/22/12	at SF	W	1/0	0	0	0	0.0	0.0	0	0	-	0	0	0	0	0	0	0
2/5/12	at NE	W	1/0	1	1	0	0.0	0.0	0	0	-	0	0	0	0	0	0	0
Totals			4/0	3	2	1	0.0	0.0	0	0	-	0	0	0	0	0	0	0

79 ADE ARUNA

Position: **Defensive End**
 HT/WT: **6-5/263**
 Acquired: **FA-'20**
 Hometown: **Akure, Nigeria**
 College: **Tulane**

Born: **04/27/94**
 NFL Season: **2**
 Raiders Season: **1**



TRANSACTIONS: Selected by Minnesota Vikings in the sixth round (218th overall) of the 2018 NFL Draft, Apr. 28, 2018...Waived by Vikings, Sept. 19, 2019...Signed by Oakland Raiders to practice squad, Dec. 26, 2019...Signed by Raiders as a reserve/future free agent, Dec. 30, 2019...Waived by Raiders, July 27, 2020...Signed by Raiders as a free agent, Aug. 8, 2020.

2019 (with Min. and Oak.): Spent the 2019 offseason with the Vikings before joining the Raiders practice squad in Week 17.

2018 (with Min.): Placed on the Reserve/Injured list for the entire season after sustaining an injury in the preseason.

COLLEGE: Spent five years at Tulane (2013-17), appearing in 44 games with 34 starts in his career...As a senior, played in 12 games with 11 starts and compiled 25 tackles (14 solo), three sacks, two passes defended and one fumble recovery...Started all 12 games, finishing second on the team in sacks (five) and third in tackles for loss (10) as a junior...Appeared in 12 games and made 11 starts, totaling 32 tackles (24), three sacks, two passes defended and one forced fumble as a sophomore...Played in eight games as a redshirt freshman, posting seven tackles (six), one sack and one forced fumble...Redshirted as a true freshman in 2013...Named to the American Athletic Conference All-Academic team as both a junior and senior...Earned degree in homeland security studies.

PERSONAL: Attended La Lumiere High School in La Porte, Ind., where he helped his team to their first winning season in over a decade with a 5-4 record in his lone prep season playing football...Rated a three-star recruit by 247Sports.com, while garnering two-star rankings by Rivals.com and Scout.com...Attended three high schools in three different states before settling in Indiana as a senior...Also competed in track and field while in high school, competing in the 400 meters, discus, shotput and high jump...Moved to the United States in 2010 from Nigeria, where he competed in soccer, judo and gymnastics.

AT A GLANCE

- Spent the 2019 offseason with the Vikings before joining the Raiders practice squad in Week 17.
- Originally selected by the Minnesota Vikings in the sixth round (218th overall) of the 2018 NFL Draft.
- Was a three-year starter at Tulane, appearing in 44 games with 34 starts and recording 107 tackles (70 solo), 19 tackles for loss, 12 sacks, four passes defended, three forced fumbles and three fumble recoveries.
- Named to the American Athletic Conference All-Academic team in both his junior and senior seasons (2016-17).

ADE ARUNA'S CAREER STATISTICS

Year	Team	GP	GS	TACKLES				INTERCEPTIONS				FUMBLES						
				Total	Solo	Asst.	Sacks	Yds.	No.	Yds.	Lg.	TD	PD	FF	FR	Yds.		
2018	Minnesota																	
2019	Oakland																	
Totals		0	0	0	0	0	0.0	0.0	0	0	-	0	0	0	0	0	0	0

ADE ARUNA GAME-BY-GAME

2018, MINNESOTA (8-7-1)

Date	Opp.	W/L	GP/GS	TACKLES				INTERCEPTIONS				FUMBLES						
				Total	Solo	Asst.	Sacks	Yds.	No.	Yds.	Lg.	TD	PD	FF	FR	Yds.		
9/9	SF	W																
9/16	at GB	T																
9/23	Buf.	L																
9/27	at LAC	L																
10/7	at Phi.	W																
10/14	Ari.	W																
10/21	at NYJ	W																
10/28	NO	L																
11/4	Det.	W																
11/18	at Chi.	L																
11/25	GB	W																
12/2	at NE	L																
12/10	at Sea.	L																
12/16	Mia.	W																
12/23	at Det.	W																
12/30	Chi	L																
Totals			0/0	0	0	0	0.0	0.0	0	0	-	0	0	0	0	0	0	0

88

MARCELL ATEMAN

Position: **Wide Receiver**
 HT/WT: **6-4/215**
 Acquired: **D7-'18**
 Hometown: **Dallas, Texas**
 College: **Oklahoma State**

Born: **09/16/94**
 NFL Season: **3**
 Raiders Season: **3**



TRANSACTIONS: Selected by Oakland Raiders in the seventh round (228th overall) of the 2018 NFL Draft, April 28, 2018.

CAREER: Enters his third season in the NFL and has totaled 20 receptions for 270 yards with one TD...Played in a career-high 11 games in 2019, while recording five receptions for 116 yards...As a rookie in 2018, appeared in seven games with six starts with 15 receptions for 154 yards with one TD.

2019: Played in a career-high 11 contests after starting the first four weeks on the practice squad...Recorded five catches for 116 yards...(10/20) at GB: Recorded a career-long 36-yard reception in the contest...(11/3) vs. Det.: Caught one pass for 34 yards, setting up the Raiders third TD of the game...(11/7) vs. LAC: Appeared in a reserve role exclusively on offense in the primetime victory...(11/17) vs. Cin.: Saw limited action exclusively on offense...(11/24) at NYJ: Appeared exclusively on offense in a reserve role...(12/1) at KC: Saw limited action on both offense and special teams...(12/8) vs. Ten.: Appeared on both offense and special teams...(12/15) vs. Jac.: Appeared in a reserve role on offense...(12/22) at LAC: Appeared on both offense and special teams...(12/29) at Den.: Recorded a season-high three receptions for 46 yards.

2018: Started his rookie campaign on the practice squad before being elevated to the active roster prior to Week 8...Started in six-of-his-seven appearances, recording 15 catches for 154 yards with one TD...(11/18) at Ari.: Made his NFL debut, starting and recording a team-high 50 yards on four receptions with a 32-yard long...(11/25) at Bal.: Totaled three catches for 16 yards in the contest...(12/2) vs. KC: Hauled in a 9-yard TD pass from QB Derek Carr, the first of his career...Became just the sixth player who was drafted in the seventh round or later to record a receiving TD on the season, and just the second rookie to do so through Week 13...Finished with two receptions for 16 yards and one TD...(12/9) vs. Pit.: Recorded three receptions for 45 yards (15.0 avg.) in the win...(12/16) at Cin.: Recorded two catches for 20 yards...(12/24) vs. Den.: Saw extensive action on offense...(12/30) at KC: Recorded one catch for seven yards.

COLLEGE: Played four seasons (2013-15, 2017) at Oklahoma State, appearing in 51 games with 29 starts and totaling 146 receptions for 2,466 yards (16.9 avg.) with 13 TDs...Redshirted in 2016 after sustaining an injury prior to the season...Ranked sixth in school history with 2,466 career receiving yards and fourth with a 16.9 receiving average...Played in all 13 games as a senior, starting 10 games and posting 59 receptions for 1,156 yards and eight TDs...Earned a spot on the All-Big 12 Second Team from league coaches...Among Power Five conference players with at least 50 receptions, ranked second in the country with a 19.6 receiving average...Played in 13 games in 2015, starting 12, while posting 45 receptions for 766 yards (17.0 avg.) and five TDs...Appeared in 12 games with seven starts as a sophomore in 2014...Played in 13 games as a true freshman and recorded 22 receptions for 276 yards...Majored in university studies/agricultural sciences and natural resources.



AT A GLANCE

- Played in a career-high 11 contests in 2019, recording five catches for 116 yards.
- Started in six-of-seven appearances throughout his rookie campaign, hauling in 15 passes for 154 yards and one TD.
- Played in 51 games over four seasons at Oklahoma State, finishing sixth in school history with 2,466 receiving yards on 146 receptions while adding 13 TDs.
- As a senior, ranked second in the country among Power Five conference players with at least 50 receptions with a 19.6 receiving average.

PERSONAL: Attended Wylie (Texas) East High School...Made 84 catches for 1,584 yards and 27 TDs as a senior...Participated in the 2012 Offense-Defense All-American Bowl...Was a first-team all-area selection by the Dallas Morning News...Made 67 catches for 1,047 yards with 10 TDs as a junior...Made 32 catches for 479 yards and six TDs as a sophomore...Also played basketball, where he earned all-district recognition...Ranked by Scout.com as the nation's 25th-best receiver.

SINGLE-GAME HIGHS: RECEIVING: Receptions – 4, 11/18/18 at Ari. Yards – 50, 11/18/18 at Ari. Long – 36, 10/20/19 at GB. Touchdowns – 1, 12/2/18 vs. KC.

MARCELL ATEMAN'S CAREER STATISTICS

Year	Team	GP	GS	RECEIVING					RUSHING					TOTAL OFFENSE
				Rec.	Yds.	Avg.	Lg.	TD	Att.	Yds.	Avg.	Lg.	TD	
2018	Oakland	7	6	15	154	10.3	32	1	0	0	-	-	0	154
2019	Oakland	11	0	5	116	23.2	36	0	0	0	-	-	0	116
Totals		18	6	20	270	13.5	36	1	0	0	-	-	0	270

MARCELL ATEMAN GAME-BY-GAME

2019, OAKLAND (7-9)

Date	Opp.	W/L	GP/GS	RECEIVING					RUSHING					TOTAL OFFENSE
				Rec.	Yds.	Avg.	Lg.	TD	Att.	Yds.	Avg.	Lg.	TD	
9/9	Den.	W												
9/15	KC	L												
9/22	at Min.	L												
9/29	at Ind.	W												
10/6	Chi.	W	1/0	0	0	-	-	0	0	0	-	-	0	0
10/20	at GB	L	1/0	1	36	36.0	36	0	0	0	-	-	0	36
10/27	at Hou.	L												
11/3	Det.	W	1/0	1	34	34.0	34	0	0	0	-	-	0	34
11/7	LAC	W	1/0	0	0	-	-	0	0	0	-	-	0	0
11/17	Cin.	W	1/0	0	0	-	-	0	0	0	-	-	0	0
11/24	at NYJ	L	1/0	0	0	-	-	0	0	0	-	-	0	0
12/1	at KC	L	1/0	0	0	-	-	0	0	0	-	-	0	0
12/8	Ten.	L	1/0	0	0	-	-	0	0	0	-	-	0	0
12/15	Jac.	L	1/0	0	0	-	-	0	0	0	-	-	0	0
12/22	at LAC	W	1/0	0	0	-	-	0	0	0	-	-	0	0
12/29	at Den.	L	1/0	3	46	15.3	20	0	0	0	-	-	0	46
Totals			11/0	5	116	23.2	36	0	0	0	-	-	0	116

2018, OAKLAND (4-12)

Date	Opp.	W/L	GP/GS	RECEIVING					RUSHING					TOTAL OFFENSE
				Rec.	Yds.	Avg.	Lg.	TD	Att.	Yds.	Avg.	Lg.	TD	
9/10	LAR	L												
9/16	at Den.	L												
9/23	at Mia.	L												
9/30	Cle.	W												
10/7	at LAC	L												
10/14	Sea.	L												
10/28	Ind.	L												
11/1	at SF	L												
11/11	LAC	L												
11/18	at Ari.	W	1/1	4	50	12.5	32	0	0	0	-	-	0	50
11/25	at Bal.	L	1/1	3	16	5.3	11	0	0	0	-	-	0	16
12/2	KC	L	1/1	2	16	8.0	9t	1	0	0	-	-	0	16
12/9	Pit.	W	1/1	3	45	15.0	28	0	0	0	-	-	0	45
12/16	at Cin.	L	1/1	2	20	10.0	12	0	0	0	-	-	0	20
12/24	Den.	W	1/0	0	0	-	-	0	0	0	-	-	0	0
12/30	at KC	L	1/1	1	7	7.0	7	0	0	0	-	-	0	7
Totals			7/6	15	154	10.3	32	1	0	0	-	-	0	154

34 DEVONTAE BOOKER

Position: **Running Back**

HT/WT: **5-11/219**

Acquired: **FA-'20**

Hometown: **Sacramento, Calif.**

College: **Utah**

Born: **05/27/92**

NFL Season: **5**

Raiders Season: **1**



TRANSACTIONS: Selected by Denver Broncos in the fourth round (136th overall) of the 2016 NFL Draft, April 30, 2016... Signed by Las Vegas Raiders as a free agent, May 11, 2020.

CAREER: Versatile running back joins the Silver and Black following his first four seasons with the Denver Broncos (2016-19), after originally being selected by the club in the fourth round (136th overall) of the 2016 NFL Draft...Has appeared in 61 contests with six starts over his career, tallying 289 rushing attempts for 1,103 yards and six TDs, while adding 105 receptions for 872 yards and one score...Added 622 kickoff return yards on 29 attempts (21.4 avg.)...In 2019, appeared in 16 contests for third time overall in his career...Finished with six catches for 57 yards (9.5 avg.) in addition to two rushes for nine yards (4.5 avg.)...Played in 16 games in 2018, totaling 183 rushing yards with one TD and a career-high 38 receptions for 275 receiving yards...Appeared in 13 games in 2017, rushing 79 times for 299 yards (3.8 avg.) with one TD and catching 30 passes for 275 yards (9.2 avg.)...As a rookie, played 16 games and made career-high six starts, becoming the first rookie in team history since 2009 to lead the club in rushing...Posted 174 carries for 612 yards and four TDs, while also notching 31 receptions for 265 yards and one score.

AT A GLANCE

- Has appeared in 61 games over his first four NFL seasons with Denver (2016-19), rushing 289 times for 1,103 yards (3.8 avg.) with six TDs in addition to catching 105 passes for 872 yards (8.3 avg.) with one score.
- In 2018, totaled 458 yards from scrimmage (183 rushing and 275 receiving) with one rushing TD while adding 234 yards on 10 kick returns.
- Gained 574 yards from scrimmage (299 rushing and 275 receiving) and returned 14 kickoffs for 276 yards (19.7 avg.) during his second NFL campaign in 2017.
- Became the 13th rookie in Broncos history and first since 2009 to lead the team in rushing, totaling 612 yards on 174 carries (3.5 avg.) with four TDs in 2016.
- Played in 23 games in two seasons at Utah after beginning his collegiate career at American River College, rushing for 2,773 yards on 560 carries (5.0 avg.) with 21 TDs and hauling in 80 passes for 624 yards (7.8 avg.) with two TDs.

2019 (with Den.): Appeared in all 16 games, totaling six catches for 57 yards (9.5 avg.) in addition to two rushes for nine yards (4.5 avg.) and five kickoff returns for 112 yards (22.4 avg.)...**(9/29) vs. Jac.:** Returned three kickoffs for 69 yards (23.0 avg.)...**(11/3) vs. Cle.:** Made one reception for 14 yards (14.0 avg.)...**(12/8) at Hou.:** Recorded two receptions for 24 yards (12.0 avg.)...**(12/29) vs. Oak.:** Collected two receptions for 17 yards (8.5 avg.).

2018 (with Den.): Played in 16 games, totaling 183 rushing yards with one TD and 275 receiving yards...Added 234 yards on 10 kick returns (23.4 avg.)...**(10/7) at NYJ:** Caught five passes for 59 yards (11.8 avg.) and made one special teams tackle...**(10/28) at KC:** Carried nine times for 78 yards (8.7 avg.) in addition to catching four passes for 23 yards (5.8 avg.)...**(11/4) vs. Hou.:** Scored on a 14-yard rush in addition to catching two passes for nine yards...**(12/24) at Oak.:** Totaled 42 yards from scrimmage on six touches (7.0 avg.), returned five kickoffs for 116 yards (23.2 avg.) and made one special teams tackle.

2017 (with Den.): Appeared in 13 games, rushing 79 times for 299 yards (3.8 avg.) with one TD and catching 30 passes for 275 yards (9.2 avg.)...Added 14 kickoff returns for 276 yards (19.7 avg.)...**(10/15) vs. NYG:** Caught four passes for 78 yards (19.5 avg.)...**(10/30) at KC:** Rushed six times for 40 yards (6.7 avg.) with one TD and caught three passes for 14 yards...**(11/27) vs. NE:** Rushed eight times for 24 yards (3.0 avg.), caught one pass for five yards and returned five kickoffs for 107 yards (21.4 avg.)...**(11/19) vs. Cin.:** Carried 14 times for 44 yards (3.1 avg.) and caught five passes for 54 yards (10.8 avg.)...**(12/24) at Was.:** Rushed eight times for 47 yards (5.9 avg.) and caught five passes for 24 yards (4.8 avg.).

2016 (with Den.): Led the team in rushing with 174 carries for 612 yards (3.5 avg.) and four TDs...Added 31 catches for 265 yards (8.5 avg.) with one TD...Became the 13th rookie in team history and first since 2009 (Knowshon Moreno) to lead the team in rushing...**(9/8) vs. Car.:** Carried three times for eight yards (2.7 avg.) in his NFL debut...**(10/24) vs. Hou.:** Scored his first career TD and finished with 17 carries for 83 yards (4.9 avg.)...**(11/13) at NO:** Rushed 24 times for 76 yards (3.2 avg.)...**(11/27) vs. KC:** Rushed 24 times for 79 yards (3.3 avg.) and caught one pass for 22 yards...**(12/4) at Jac.:** Carried 18 times for 35 yards (1.9 avg.)...**(1/17) vs. Oak.:** Recorded his first multi-TD game, finishing with 14 carries for 57 yards (4.1 avg.) with one score and two catches for 52 yards (26.0 avg.) with one TD...Became just the seventh Broncos rookie, and the first in 15 years (RB Clinton Portis, 12/15/12), to record a TD on the ground and through the air in the same game.

COLLEGE: Played two years at the Utah after beginning his collegiate career at American River College...Started 19-of-23 games, rushing for 2,773 yards on 560 carries (5.0 avg.) with 21 TDs and hauling in 80 passes for 624 yards (7.8 avg.) with two TDs...In 2015, finished with 1,261 yards on 268 carries (4.7 avg.) with 11 TDs in addition to catching 37 passes for 318 yards (8.6 avg.) in just 10 games before suffering a season-ending knee injury... Named a Maxwell Award semifinalist and Doak Walker Award semifinalist in addition to earning All-Pac-12 second-team honors...Started nine contests his junior season, finishing with 292 carries for 1,512 yards (5.2 avg.) and 10 TDs in addition to 43 catches for 306 yards (7.1 avg.) with two TDs...Posted the second-most yards (1,512) and third-most carries (292) in school history, earning a first-team All-Pac-12 selection...Received a bachelor's degree in sociology.

PERSONAL: Attended Grant Union High School in Sacramento, Calif., ...Rushed for 2,884 yards and 45 TDs as a senior and was named to the Sacramento Bee's all-metro teams in 2008 and '09...Helped Grant High to the 2008 CIF State Open Division state title as a junior, leading the team in rushing yards (1,850) and TDs (36).

ADDITIONAL STATISTICS: Special teams tackles—2 in 2017, 3 in 2018, 1 in 2019; NFL Totals: 6.

BOOKER

SINGLE-GAME HIGHS: RUSHING: Attempts – 24, two times; last: 11/27/16 vs. KC. Yards – 83, 10/24/16 vs. Hou. Long – 26, two times; last: 10/28/18 at KC. Touchdowns – 1, four times; last: 1/1/17 vs. Oak. RECEIVING: Receptions – 6, 12/25/16 at KC. Yards – 78, 10/15/17 vs. NYG. Long – 43t, 1/1/17 vs. Oak. Receiving TD – 1, 1/1/17 vs. Oak. RETURNS: Kickoff returns – 5, three times; last: 12/24/18 at Oak. Yards – 116, 12/24/18 at Oak. Long – 35, 12/15/18 vs. Cle.

DEVONTAE BOOKER'S CAREER STATISTICS

Year	Team	GP	GS	RUSHING				RECEIVING				TOTAL OFFENSE		
				Att.	Yds	Avg.	Lg.	TD	Rec.	Yds.	Avg.		Lg.	TD
2016	Denver	16	6	174	612	3.5	18	4	31	265	8.5	43t	1	877
2017	Denver	13	0	79	299	3.8	26	1	30	275	9.2	29	0	574
2018	Denver	16	0	34	183	5.4	26	1	38	275	7.2	30	0	458
2019	Denver	16	0	2	9	4.5	5	0	6	57	9.5	25	0	66
Totals		61	6	289	1,103	3.8	26	6	105	872	8.3	43t	1	1,975

Year	Team	KICKOFF RETURNS				PUNT RETURNS						
		Ret.	Yds.	Avg.	Lg.	TD	Ret.	FC	Yds.	Avg.	Lg.	TD
2016	Denver	0	0	-	-	0	0	0	0	-	-	0
2017	Denver	14	276	19.7	28	0	0	0	0	-	-	0
2018	Denver	10	234	23.4	35	0	0	0	0	-	-	0
2019	Denver	5	112	22.4	32	0	0	0	0	-	-	0
Totals		29	622	21.4	35	0	0	0	0	-	-	0

DEVONTAE BOOKER GAME-BY-GAME

2019, DENVER (7-9)

Date	Opp.	W/L	GP/GS	RUSHING				RECEIVING				TOTAL OFFENSE		
				Att.	Yds.	Avg.	Lg.	TD	Rec.	Yds.	Avg.		Lg.	TD
9/9	at Oak.	L	1/0	0	0	-	-	0	0	0	-	-	0	
9/15	Chi.	L	1/0	0	0	-	-	0	0	0	-	-	0	
9/22	at GB	L	1/0	0	0	-	-	0	0	0	-	-	0	
9/29	Jac.	L	1/0	0	0	-	-	0	0	0	-	-	0	
10/6	at LAC	W	1/0	0	0	-	-	0	0	0	-	-	0	
10/13	Ten.	W	1/0	0	0	-	-	0	0	0	-	-	0	
10/17	KC	L	1/0	0	0	-	-	0	0	0	-	-	0	
10/27	at Ind.	L	1/0	0	0	-	-	0	0	0	-	-	0	
11/3	Cle.	W	1/0	0	0	-	-	0	1	14	14.0	14	0	
11/17	at Min.	L	1/0	1	4	4.0	4	0	0	0	-	-	0	
11/24	at Buf.	L	1/0	0	0	-	-	0	0	0	-	-	0	
12/1	LAC	W	1/0	0	0	-	-	0	0	0	-	-	0	
12/8	at Hou.	W	1/0	0	0	-	-	0	2	24	12.0	25	0	
12/15	at KC	L	1/0	1	5	5.0	5	0	0	0	-	-	0	
12/22	Det.	W	1/0	0	0	-	-	0	1	2	2.0	2	0	
12/29	Oak.	W	1/0	0	0	-	-	0	2	17	8.5	9	0	
Totals			16/0	2	9	4.5	5	0	6	57	9.5	25	0	66

DEVONTAE BOOKER GAME-BY-GAME

2018, DENVER (6-10)

Date	Opp.	W/L	GP/GS	RUSHING				RECEIVING				TOTAL OFFENSE		
				Att.	Yds.	Avg.	Lg.	TD	Rec.	Yds.	Avg.		Lg.	TD
9/9	Sea.	W	1/0	2	4	2.0	2	0	2	11	5.5	7	0	15
9/16	Oak.	W	1/0	3	17	5.7	11	0	0	0	#DIV/0!	-	0	17
9/23	at Bal.	L	1/0	5	10	2.0	4	0	5	34	6.8	9	0	44
10/1	KC	L	1/0	1	5	5.0	5	0	1	9	9.0	9	0	14
10/7	at NYJ	L	1/0	0	0	-	-	0	5	59	11.8	22	0	59
10/14	LAR	L	1/0	2	15	7.5	9	0	2	14	7.0	9	0	29
10/18	at Ari.	W	1/0	0	0	-	-	0	1	-1	-1.0	-1	0	-1
10/28	at KC	L	1/0	9	78	8.7	26	0	4	23	5.8	14	0	101
11/4	Hou.	L	1/0	3	15	5.0	14t	1	2	9	4.5	8	0	24
11/18	at LAC	W	1/0	0	0	-	-	0	1	4	4.0	4	0	4
11/25	Pit.	W	1/0	0	0	-	-	0	1	6	6.0	6	0	6
12/2	at Cin.	W	1/0	1	4	4.0	4	0	2	38	19.0	30	0	42
12/9	at SF	L	1/0	0	0	-	-	0	2	11	5.5	7	0	11
12/15	Cle.	L	1/0	0	0	-	-	0	2	17	8.5	15	0	17
12/24	at Oak.	L	1/0	3	21	7.0	9	0	3	21	7.0	10	0	42
12/30	LAC	L	1/0	5	14	2.8	6	0	5	20	4.0	8	0	34
Totals			16/0	34	183	5.4	26	1	38	275	7.2	30	0	458

2017, DENVER (5-11)

Date	Opp.	W/L	GP/GS	RUSHING				RECEIVING				TOTAL OFFENSE		
				Att.	Yds.	Avg.	Lg.	TD	Rec.	Yds.	Avg.		Lg.	TD
9/11	LAC	W				(INACTIVE)								
9/17	Dal.	W				(INACTIVE)								
9/24	at Buf.	L				(INACTIVE)								
10/1	Oak.	W	1/0	3	14	4.7	5	0	0	0	-	-	0	14
10/15	NYG	L	1/0	1	2	2.0	2	0	4	78	19.5	29	0	80
10/22	at LAC	L	1/0	2	6	3.0	6	0	3	22	7.3	15	0	28
10/30	at KC	L	1/0	6	40	6.7	26	1	3	14	4.7	11	0	54
11/5	at Phi.	L	1/0	6	21	3.5	9	0	2	9	4.5	11	0	30
11/12	NE	L	1/0	8	24	3.0	7	0	1	5	5.0	5	0	29
11/19	Cin.	L	1/0	14	44	3.1	8	0	5	54	10.8	21	0	98
11/26	at Oak.	L	1/0	6	11	1.8	4	0	2	22	11.0	19	0	33
12/3	at Mia.	L	1/0	2	8	4.0	5	0	1	0	0.0	0	0	8
12/10	NYJ	W	1/0	9	22	2.4	6	0	2	12	6.0	7	0	34
12/14	at Ind.	W	1/0	11	39	3.5	12	0	1	10	10.0	10	0	49
12/24	at Was.	L	1/0	8	47	5.9	11	0	5	24	4.8	19	0	71
12/31	KC	L	1/0	3	21	7.0	14	0	1	25	25.0	25	0	46
Totals			13/0	79	299	3.8	26	1	30	275	9.2	29	0	574


2016, DENVER (9-7)

Date	Opp.	W/L	GP/GS	RUSHING				RECEIVING				TOTAL OFFENSE		
				Att.	Yds.	Avg.	Lg.	TD	Rec.	Yds.	Avg.		Lg.	TD
9/8	Car.	W	1/0	3	8	2.7	6	0	0	0	-	-	0	8
9/18	Ind.	W	1/0	9	46	5.1	12	0	1	5	5.0	5	0	51
9/25	at Cin.	W	1/0	4	8	2.0	3	0	1	17	17.0	17	0	25
10/2	at TB	W	1/0	7	30	4.3	11	0	0	0	-	-	0	30
10/9	Atl.	L	1/0	6	23	3.8	8	0	4	36	9.0	11	0	59
10/13	at SD	L	1/0	5	46	9.2	17	0	2	7	3.5	5	0	53
10/24	Hou.	W	1/0	17	83	4.9	12	1	1	4	4.0	4	0	87
10/30	SD	W	1/1	19	54	2.8	18	1	5	30	6.0	12	0	84
11/6	at Oak.	L	1/1	10	22	2.2	5	0	1	8	8.0	8	0	30
11/13	at NO	W	1/1	24	76	3.2	11	0	2	12	6.0	10	0	88
11/27	KC	L	1/1	24	79	3.3	13	0	1	22	22.0	22	0	101
12/4	at Jac.	W	1/1	18	35	1.9	6	1	1	2	2.0	2	0	37
12/11	at Ten.	L	1/1	3	1	0.3	1	0	2	10	5.0	6	0	11
12/18	NE	L	1/0	6	17	2.8	5	0	2	16	8.0	14	0	33
12/25	at KC	L	1/0	5	27	5.4	12	0	6	44	7.3	21	0	71
1/1/17	Oak.	W	1/0	14	57	4.1	12	1	2	52	26.0	43t	1	109
Totals			16/6	174	612	3.5	18	4	31	265	8.5	43t	1	877

77 TRENT BROWN

Position: **Tackle**
HT/WT: **6-8/380**
Acquired: **UFA-'19 (NE)**
Hometown: **Albany, Ga.**
College: **Florida**

Born: **04/13/93**
NFL Season: **6**
Raiders Season: **2**



TRANSACTIONS: Selected by San Francisco 49ers in the seventh round (244th overall) of the 2015 NFL Draft, May 2, 2015... Acquired via trade by New England Patriots from San Francisco, April 27, 2018...Signed by Oakland Raiders as an unrestricted free agent, March 13, 2019.

CAREER: Enters his second season with the Raiders after three seasons with the San Francisco 49ers (2015-17) and one season with the New England Patriots (2018) that included a victory in Super Bowl LIII...Has played in 58 games with 55 starts through his first five seasons...Has also played in three postseason contests with three starts...In 2019, earned his first Pro Bowl honor after starting in all 11 appearances and helped block for the first rookie 1,000-yard rusher in franchise history...In 2018, moved from right tackle and started all 16 games at left tackle for the first time in his career...Started all 10 games he appeared in during 2017 before being placed on the Reserve/Injured List...In 2016, started all 16 games for the first time in his career, making 15 starts at right tackle and his first career start at left tackle...Saw action in five games with two starts as a rookie in 2015...Originally selected by the 49ers in the seventh round (244th overall) of the 2015 NFL Draft.

2019: Started all 11 contests he appeared at right tackle before being placed on the Reserve/Injured List on Dec. 18 with a pectoral injury...Earned his first Pro Bowl selection after helping pave the way for the Raiders first 1,000-yard rookie rusher in franchise history...Helped the Raiders finish eighth in the NFL in fewest sacks allowed, while also allowing time for QB Derek Carr set career highs in completion percentage, passing yards, passer rating and yards per attempt...**(9/9) vs. Den.:** Started at right tackle, helping the line post their first clean sheet of the season...For just the third time since the 1970 AFL-NFL Merger, the Raiders held their opponent to zero sacks in the season opener...Helped QB Derek Carr finish with an 84.6 completion percentage and a passer rating of 121.0, marking his highest in a season opener...**(9/15) vs. KC:** Part of an offensive line that paved the way for 129 yards on the ground...Protected Carr as he passed QB Ken Stabler to become the Raiders' all-time leader in passing yards with 19,196...**(9/29) at Ind.:** Started at right tackle on an offensive line that helped produce a season-high 188 yards on the ground, including a 60-yard rushing TD by WR Trevor Davis...Helped protect Carr, allowing just one sack, while he finished with a quarterback rating of 105.4...**(10/6) vs. Chi.:** Started at right tackle, helping the line post their second clean sheet of the season...Paved the way for RB Josh Jacobs, who eclipsed the 100-yard mark for the first time in his career, with 123 yards on 26 carries...**(10/27) at Hou.:** Part of an offensive line that did not allow a sack in their third consecutive game and fourth on the season...Helped protect Carr as he threw for three TDs and recorded a 125.0 passer rating...**(11/3) vs. Det.:** Started at right tackle, leaving the contest early due to injury...**(11/7) vs. LAC:** Part of an offensive line that helped Carr set a new NFL record with his 18th career 4th-quarter comeback, the most in NFL history through a player's first six seasons...**(11/17) vs. Cin.:** Started at right tackle, helping Jacobs surpassed RB Marcus Allen's franchise record for the most 100-yard contests by a rookie (four)...**(12/1) at KC:** Helped pave the way for Jacobs as he surpassed 100 yards for fifth time this season...Jacobs went over 1,000 yards rushing on the season in the contest, becoming the first rookie in franchise history to rush for 1,000 yards (1,061).

2018 (with NE): Moved from right tackle and started all 16 games at left tackle for the first time in his career...Helped pave the way for an offense that ranked fifth in the NFL with 393.4 yards per game...Helped QB Tom

AT A GLANCE

- Offensive tackle who has appeared in 58 games with 55 starts over his five-year career with the San Francisco 49ers (2015-17), New England Patriots (2018) and Raiders (2019).
- Has started each of the 53 games he appeared in the past four seasons, including three postseason contests.
- Earned his first Pro Bowl selection in 2019 after starting in 11 contests and blocking for the first rookie 1,000-yard rusher in club history.
- Moved from right tackle in 2018, starting all 16 games at left tackle for the first time in his career.
- Helped pave the way for an offense that ranked fifth in the NFL with 393.4 yards per game in 2018 en route to a victory in Super Bowl LIII.
- Began his collegiate career by playing two years at Georgia Military College before transferring to Florida, where he appeared in 23 games with 11 starts.



Brady reach 4,000 passing yards on the season...**(9/9) vs. Hou.:** Allowed time for QB Tom Brady to throw for 277 yards and three TDs, the 18th time in his career he has thrown three TDs in the first half...**(10/4) vs. Ind.:** Was part of an offensive line that did not allow a sack on 44 passing attempts and allowed Brady to throw for 341 yards and three TDs...**(10/14) vs KC.:** Was part of an offensive line that helped the offense total 500 net yards...Allowed Brady to throw for 340 yards on 24-of-35 attempts with one TD, passing QB Brett Favre for second place for the most passing yards all-time...Paved the way for RB Sony Michel as he rushed for over 100 yards for the second time on the season with 106 yards on 24 carries (4.4 avg.)...**(11/25) at NYJ:** Was part of an offensive line group that did not allow a sack on 31 passing attempts...Allowed time for Brady to throw for 283 yards with two TDs, passing QB Peyton Manning for the most total passing yards in NFL history...Paved the way for Michel to record his third 100-yard performance on the season, finishing with 133 yards on 21 carries (6.3 avg.)...**Postseason: (1/13/19) vs. LAC:** Part of an offensive line that did not allow a sack on 44 passing attempts...Allowed time for Brady to throw for 343 yards with one TD...Paved the way for 155 total rushing yards, as Michel became the first Patriots rookie to record a 100-yard postseason game after finishing with 129 yards...**(1/20/19) at KC:** Part of an offensive line that did not allow a sack for the second consecutive game in the postseason...Helped pave the way for Michel, as he became the franchise's first rookie to have back-to-back 100-yard postseason performances with 113 yards in the AFC Championship...**Super Bowl LII (2/3/19) at LAR:** Allowed time for Brady to throw for 262 yards and helped pave the way for Michel to rush for 94 yards with one TD, marking the NFL postseason record for most rushing TDs by a rookie (six) en route to a victory in the Super Bowl.

2017 (with SF): Started all 10 games he appeared in before being placed on the Reserve/Injured List on Dec. 16...Was inactive for three games due to injury...**(9/17) at Sea.:** Helped the run game total 159 yards on 19 carries (8.37 avg.), marking the third highest average yards per carry against the Seahawks all-time and the sixth highest single-game average by the team in franchise history...**(11/12) vs. NYG:** Helped the offense register a season-high 474 total yards from scrimmage, including 186 rushing yards...Was part of an offensive line that did not allow a sack on 25 passing attempts.

2016 (with SF): Started all 16 games for the first time in his career, making 15 starts at right tackle and his first career start at left tackle...**(9/12) vs. LAR:** Was part offensive line that did not allow a sack on 35 passing attempts...Helped pave the way for 150 rushing yards and three TDs...**(11/27) at Mia.:** Helped the run game total 193 rushing yards on 25 carries (7.7 avg.)...The team's 7.7 average per carry marked the highest since Week 16 in 2014, while 193 rushing yards were the club's most since Week 1 in 2015...**(12/11) vs. NYJ:** Helped the offense total a season-high 248 rushing yards on 27 carries (9.2 avg.), the second-highest yards per carry average in franchise history...Paved the way for RB Carlos Hyde to rush for a career-high 193 yards on 17 carries (11.4 avg.)...**(12/24) at LAR:** Made first career start at left tackle.

2015 (with SF): Saw action in five games with two starts...**(9/14) vs. Min.:** Made his NFL debut and was part of an offensive line that helped the team rush for 230 yards, the most during a season opener in franchise history...Helped pave the way for RB Carlos Hyde as he recorded a Week 1 league-high 168 yards and two TDs...**(9/27) at Ari.:** Helped pave the way for 103 total rushing yards...**(11/8) vs. Atl.:** Was part of an offensive line that did not allow a sack on 25 passing attempts, while helping the run game total 133 yards...**(12/27) at Det.:** Made his first career NFL start at right tackle.

COLLEGE: Played two seasons at Florida, appearing in 23 games with 11 starts during his career...In 2014, appeared in 11 games with six starts and helped pave the way for 187.7 rushing yards per game, including five games over 200 yards...In 2013, played in 12 games with five starts, appearing primarily on special teams and in a reserve role on the offensive line...Spent two years at Georgia Military College before transferring to Florida...Was part of team that averaged 188 rushing yards per game in 2012, while being named a second-team NCAA Football All-American.

PERSONAL: Attended Westover High School in Albany, Ga. ...Teamed up with Walmart in 2016 for 'Trent Brown's 77 Ways to Care Christmas', to give Youth Uprising students and children from the UCSF Benioff Children's Hospital in San Francisco a holiday shopping spree.

TRENT BROWN'S GAMES PLAYED/STARTED

Year	Team	GP	GS
2015	San Francisco	5	2
2016	San Francisco	16	16
2017	San Francisco	10	10
2018	New England	16	16
2019	Oakland	11	11
Totals		58	55
POSTSEASON			
2018	New England	3	3
Totals		3	3

2

DANIEL CARLSONPosition: **Kicker**HT/WT: **6-5/215**Acquired: **FA-18**Hometown: **Colorado Springs, Colo.**College: **Auburn**Born: **01/23/95**NFL Season: **3**Raiders Season: **3**

TRANSACTIONS: Selected by Minnesota Vikings in the fifth round (167th overall) of the 2018 NFL Draft, April 28, 2018... Waived by Vikings, Sept. 17, 2018... Signed by Oakland Raiders as a free agent, Oct. 23, 2018.

CAREER: Emerging kicker entering his third season with the Silver and Black after joining the club prior to Week 8 in 2018... Converted on 19-of-26 FGs and 34-of-36 PATs to total 91 points in 2019... In 10 contests with the Raiders in 2018, converted on 16-of-17 FGs for a 94.1 FG percentage, marking a new franchise record... Converted on 36-of-47 FGs and 58-of-60 PATs in his career for a total of 166 points.

2019: Played in all 16 games for the first time in his career...

Converted on 19-of-26 FGs and 34-of-36 PATs to total 91 points... (9/9) vs. Den.: Converted on a FG attempt of 29 yards and was perfect on three PATs... (9/15) vs. KC: Converted on a

FG attempt of 28 yards and made one PAT... (9/22) at Min.: Connected on two PATs and was true on one all four extra points... (10/6) vs. Chi.: Converted on a 41-yard FG attempt and connected on three PATs... (10/20) at GB: Converted on a season-long 45-yard FG attempt and connected on all three PATs... (10/27) at Hou.: Converted on a 44-yard FG attempt and was true on all three PATs... (11/3) vs. Det.: Converted on a 32-yard FG attempt and connected on four PATs... (11/7) vs. LAC: Converted on FG attempts of 40 and 22 yards and was 2-of-3 on PATs, scoring a season-high eight points... (11/17) vs. Cin.: Converted on a 20-yard FG attempt and was true on both PATs... Added a special teams tackle on kickoff coverage... (11/24) at NYJ: Converted on a season-long 48-yard FG attempt for the team's only points in the contest... (12/1) at KC: Connected on 1-of-2 FG attempts, converting on a 34-yard FG attempt in the fourth quarter... Missed a 44-yard FG attempt and had a PAT blocked... (12/8) vs. Ten.: Converted on all three PATs... (12/15) vs. Jac.: Connected on 3-of-4 FG attempts, tying a career-best three field goals in the contest (last: Week 11 vs. Ari., 2018)... (12/22) at LAC: Tied a season-long with a 48-yard FG attempt and was 3-of-3 on PATs... (12/29) at Den.: Tied a season high with three field goals, connecting on FG attempts of 23, 33, and 28 yards.

2018 (with Min. and Oak.): Played two games with Minnesota before being signed as a free agent with Oakland prior to Week 8... In 10 contests with the Raiders he converted on 16-of-17 FGs for a 94.1 FG percentage, marking a new franchise record... Finished his rookie season connecting on 17-of-21 (81.0 percent) FGs while making 24-of-24 PATs to total 75 points... Perfect on 3-of-3 FG attempts of 50-plus yards... Selected as the AFC Special Teams Player of the Week 11...

(9/9) vs. SF: Connected on one FG attempt of 48 yards and recorded three PATs in his NFL debut... (9/16) at GB: Connected on all three PATs in the contest... (10/28) vs. Ind.: Converted on four PATs in his Raiders debut... (11/1) at SF: Connected on a FG attempt of 37 yards... (11/11) vs. LAC: Converted on FG attempts of 46 and 30 yards... (11/18) at Ari: Connected on a 35-yard, game-winning FG with two seconds left on the clock... Converted on FG attempts of 21, 35 and 49 yards... Also recorded two PATs, scoring 11 points... Earned AFC Special Teams Player of the Week Honors... (11/25) at Bal.: Converted on a 42-yard FG attempt and two PATs... (12/2) vs. KC: Connected on FG attempts of 50 and 44 yards... Connected on three PATs and scored nine points... (12/9) vs. Pit.: Connected on a 44-yard FG attempt and was perfect on three PATs... (12/16) at Cin.: Converted on FG attempts of 27, 40 and 50 yards... (12/24) vs. Den.: Converted on FG attempts of 43 and 45 yards... Connected on three PATs... (12/30) at KC: Split the uprights from 50 yards out with 1:04 remaining in the first half to remain perfect on FG attempts of 50 yards this season... Tied a career long with his 50-yard FG... Connected on 15 straight FGs since Week 10, tied for fourth most in the NFL during that span.

AT A GLANCE

- Appeared in all 16 games for the first time in his career in 2019, converting 19-of-26 FGs.
- Set a franchise record with a 94.1 FG percentage in 2018 after joining the club prior to Week 8, converting on 16-of-17 FGs.
- Named AFC Special Teams Player of the Week after connecting on a 35-yard, game-winning FG in Week 11 at Arizona.
- Played four seasons at Auburn from 2014-17, appearing in 53 contests.



COLLEGE: Played four seasons at Auburn (2014-17), appearing in 53 contests...Named All-American three times by the Walter Camp Foundation, highlighted as a first-team member as a senior in 2017...Named All-American First Team by AFCA as a senior and was a second-team honoree by the Associated Press as a junior and senior...Garnered first-team All-SEC honors from 2015-17...Was named the SEC Special Teams Player of the Year in 2016 and 2017 while also being honored as the Outstanding Specialist for the Senior Bowl...Left Auburn as the school and SEC record holder in career scoring (480 points), kicking points (474), career FGs (92) and consecutive PATs made (198)...Recorded a career FG percentage of 80.7...Was true on 13-of-21 FG attempts from 50-plus yards, the second-best percentage on 50-plus-yard FG attempts in NCAA history...Made at least four FGs from at least 50 yards in each of his final three seasons with the school...Set an NCAA record with seven career games of making at least four FGs...Is the holder of 14 Auburn kicking records, including most points in a season (134) in 2016, while also tying the school and SEC record by making six FGs in a game...In 2017, connected on 23-of-31 FG attempts (74.2 percent) and was 57-of-57 on PATs, totaling the second-most kicking points in school history with 126...As a junior in 2016, made a career-high 28 FGs on 32 attempts (87.5 percent) and connected on all 44 PATs, totaling the most kicking points in Tigers history with 128...Also rushed for a 20-yard TD to total a school-record 134 points on the year...As a sophomore in 2015, made 23-of-27 FG attempts (85.2 percent) and was 40-of-40 on PATs, earning 109 points on the year...As a redshirt freshman in 2014, connected on 18-of-24 FG attempts (75.0 percent) and made all 57 PATs, finishing with 111 points...Also punted eight times for 317 yards (39.6 avg.)...Redshirted as a true freshman in 2013 as the team advanced to the BCS National Championship...Earned a bachelor's degree in marketing and holds an MBA.

PERSONAL: Attended The Classical Academy in Colorado Springs, Colo., as a junior and senior from 2011-12...Earned Class 3A All-State honors in both years at the Academy...Played in the All-American game as a senior in 2012...Ranked as the No. 3 kicking prospect in the nation by Scout.com and Rivals.com...Was ESPN.com's No. 1 ranked prep kicker in the country...Also played soccer and helped the school advance to the state title game as both a junior and senior.

SINGLE-GAME HIGHS: FIELD GOALS: Attempts – 3, two times; last: 12/16/18 at Cin. Made – 3, two times; last: 12/16/18 at Cin. Long – 50, three times; last: 12/30/18 at KC. EXTRA POINTS: Attempts – 4, 10/28/18 vs. Ind. Made – 4, 10/28/18 vs. Ind. KICKOFFS: Total – 6, two times; last: 12/24/18 vs. Den. Touchbacks – 5, 9/9/18 vs. SF.

KICK BY KICK:

2018: (48G) (48N,49N,35N) () () () () (37G,45N) (46G,30G) (49G,21G,35G) (42G) (50G,44G) (44G) (50G,27G,40G) (43G,45G) (50G).
2019: (29G); (28G); (51N); (26G); (41G); (45G); (44G); (32G, 45N); (40G, 22G, 53N); (20G); (48G,43N); (44N, 34G); (33G, 34G, 27G, 45N); (48G); (39N, 23G, 33G, 28G)

DANIEL CARLSON'S CAREER STATISTICS

Year	Team	GP	Field Goals				Lg.	Blk.	XP	XPA	PAT		Points
			FG	FGA	Pct.						Pct.	Blk.	
2018	Min./Oak.	12	17	21	81.0	50	0	24	24	100.0	0	75	
2019	Oakland	16	19	26	73.1	48	0	34	36	94.4	1	91	
Totals		28	36	47	76.6	50	0	58	60	96.7	1	166	

FIELD GOALS

Year	Team	1-19	Pct.	20-29	Pct.	30-39	Pct.	40-49	Pct.	50+	Pct.
2018	Min./Oak.	0/0	-	2/2	100.0	3/4	75.0	9/12	75.0	3/3	100.0
2019	Oakland	0/0	-	8/8	100.0	5/6	83.3	6/10	60.0	0/2	0.0
Totals		0/0	-	10/10	100.0	8/10	80.0	15/22	68.2	3/5	60.0

4

DEREK CARR

Position: **Quarterback**HT/WT: **6-3/210**Acquired: **D2-'14**Hometown: **Bakersfield, Calif.**College: **Fresno State**Born: **03/28/91**NFL Season: **7**Raiders Season: **7**

TRANSACTIONS: Selected by Oakland Raiders in the second round (36th overall) of the 2014 NFL Draft, May 9, 2014.

CAREER: Three-time Pro Bowler enters his seventh season as the Raiders' starting quarterback after being drafted by the team in 2014...Started the first 47 games of his career, becoming the first Raiders offensive player since 1975 to accomplish the feat...Ranks first in franchise history with 22,793 passing yards, a mark that places fifth in NFL history through a player's first six seasons...Ranks first in NFL history with 18 fourth-quarter comebacks through his first six seasons, while his 143 TD passes ranks seventh and are third-most in Raiders history...His 1,759 completions through his first five seasons rank first in NFL history...Is the only player in franchise history with multiple 4,000-yard seasons through the air...Is one of just five players in NFL history to throw at least 100 TD passes in his first four seasons...In 2019, set career highs in passing yards (4,054), yards per attempt (7.9 avg.), completion percentage (70.4 percent) and passer rating (100.8)...Completed a career-high 381 passes in 2018, while becoming just the third quarterback in club history to surpass 4,000 yards in a single season...Finished 2017 with 3,496 passing yards on 323-of-515 attempts (62.7 percent) with 22 TDs and 13 INTs, earning himself his third consecutive Pro Bowl selection...Solidified himself an MVP candidate in 2016, finishing tied for third in the voting for the Associated Press award and earning his second consecutive Pro Bowl selection after passing for 3,937 yards on 357-of-560 passing (63.8 percent) with 28 TDs to just six INTs for a 96.7 quarterback rating...Earned his first Pro Bowl bid in 2015, throwing for 3,987 yards on 350-of-573 passing with 32 TDs and a passer rating of 91.1...Led the NFL with 13 TD passes of 25-or-more yards...In 2014, set franchise rookie records in every major passing category and ranks near the top of multiple all-time NFL rookie passing lists with 348 completions (third), 599 attempts (third) and 21 passing TDs (T-7th)...Career totals include 94 games started, 22,793 passing yards on 2,120-of-3,313 passing (64.0 percent), 143 TDs, 62 INTs, a quarterback rating of 90.7, with 175 rushes for 495 yards and three TDs.

AT A GLANCE

- In 2019, set career highs in passing yards (4,054), yards per attempt (7.9 avg.), completion percentage (70.4 percent) and passer rating (100.8), while becoming the first quarterback in franchise history with multiple seasons of at least 4,000 passing yards.
- Is the franchise's all-time passing yards leader with 22,793 career yards.
- Is the first player in franchise history with 20-plus TD passes in at least five seasons.
- In 2018, completed a career-high 381 passes to total the most completions (1,759) in NFL history through a player's first five years.
- Ranks first in NFL history with 18 fourth-quarter comebacks through a player's first six seasons in the league.
- Is a three-time Pro Bowler, having been selected each year from 2015-17.
- Is one of just five players in NFL history to throw at least 100 TD passes in his first four seasons.
- Started the first 47 games of his career, becoming the first Raiders offensive player since 1975 to accomplish the feat.
- Finished tied for third in the voting for Associated Press Most Valuable Player in 2016, helping the Raiders win 12 games for the first time since 2000 and reach the post season for the first time since 2002.
- In 2014, set franchise rookie records in every major passing category and ranks near the top of multiple all-time NFL rookie passing lists with 348 completions (third), 599 attempts (third) and 21 passing TDs (tied seventh).
- Two-time Mountain West Offensive Player of the Year, becoming the third player in league history to win the award in back-to-back seasons and a two-time All-American selection, as a junior and senior.

2019: Started all 16 games for the fourth time in his career...Finished the season completing 361-of-513 passes for a career-high 4,054 yards with 21 TDs against 8 INTs for a career-high passer rating of 100.8...With his second consecutive season of 4,000-plus yards passing, he became the first quarterback in franchise history with multiple 4,000-yard campaigns...Recorded the eighth-highest single-season completion percentage (70.4) in NFL history among qualified passers...His passer rating of 100.8 marks the second-best passer rating in franchise history, trailing only QB Ken Stabler's 103.4 passer rating set in 1976...Surpassed QB Matt Ryan for second-most completions in NFL history through a player's first six seasons (2,120) and passed QB Andy Dalton for sixth-most TD passes (143) through a player's first six seasons...Joined QB Matthew Stafford as the only players in NFL history with four campaigns of at least 350 completions (361) in their first six years in the NFL...Named the club's nominee for the Art Rooney Sportsmanship Award for the fourth consecutive season...(9/9) vs. Den.: Finished the night with an 84.6 completion percentage on 22-of-26 passing with 259 yards and one TD for a passer rating of 121.0...His passer rating marked his highest in a season opener, besting his previous high of 114.3 against the Tennessee Titans in 2017...(9/15) vs. KC: Passed Hall of Fame QB Ken Stabler to become the Raiders' all-time leader in passing yards with 19,196...Finished the day completing 23-of-38 attempts for 198 yards with one TD, adding two carries for 18 yards on the afternoon...(9/22) at Min.: Finished the day completing 27-of-34 attempts for 242 yards with two TDs for a passer rating of 103.7, marking the 25th time in his career surpassing the 100-point barrier and ranking first in franchise history through a player's first six seasons...(9/29) at Ind.: Has recorded 665 yards (221.7 avg.), eight TDs against zero INTs and a 120.8 passer rating in three career games against Indianapolis...Finished the day completing 21-of-31 attempts for 189 yards with two TDs for a passer rating of 105.4...(10/6) vs. Chi.: Finished the day completing 25-of-32 attempts for 229 yards for a passer rating of 96.5...(10/20) at GB: With 167 passing yards in the first half, became just the 14th quarterback in NFL history with at least 20,000 career passing yards (20,023) in his first 84 career games...Finished the day completing 22-of-28 attempts for 293 yards with two TDs for a passer rating of 119.2...(10/27) at Hou.: Finished the day completing 18-of-30 attempts for 285 yards with three TDs for a passer rating of 125.0...Recorded his 39th career multi-TD game, which ties for 11th-most in NFL history through a player's first six seasons...Recorded three TDs for the 18th time in his career, which ties for 13th-most in NFL history through a player's first six years...(11/3) vs. Det.: Ended the day completing 20-of-31 attempts for 289 yards with two touchdowns for a passer rating of 116.2...Recorded his 18th game-winning drive of his career, orchestrating a 7-play, 75-yard culminating in a nine-yard TD pass...Recorded his third game in

a row with two-plus TDs and a 115-plus passer rating, marking a 100-plus passer rating in five of the past six games...Marks the 40th multi-TD game of his career, tied for ninth-most in NFL history through a player's first six years in the league...Has recorded 29 games with a passer rating of at least 100.0, extending his record of the most such games through a player's first six seasons in franchise history...Ranked first in the NFL in completion percentage (71.2 percent), sixth in passer rating (105.1), and eighth in passing yards per attempt (7.9)...**(11/7) vs. LAC:** Set a new NFL record with his 18th career 4th-quarter comeback, the most in NFL history through a player's first six seasons...Finished the day completing 21-of-31 attempts for 218 yards with one TD for a passer rating of 98.6...**(11/17) vs. Cin.:** Finished the day completing 25-of-29 attempts for 292 yards with one TD for a passer rating of 105.7...Recorded a passer rating of at least 100.0 (105.7) for the 30th time in his career and for the sixth time in his last eight contests...Carr surpassed a 95.0 passer rating in eight consecutive contests...**(12/8) vs. Ten.:** Finished the day completing 25-of-34 attempts for 263 yards with two TDs for a passer rating of 115.2...Passed for two TDs and a passer rating of at least 115.0 (115.2) for the fourth time on the year...**(12/15) vs. Jac.:** Ended the day completing 22-of-36 attempts for 267 yards with one TD for a passer rating of 93.2...**(12/22) at LAC:** Finished the day completing 26-of-30 attempts (86.7 percent) for 291 yards with one TD for a passer rating of 118.2...Added his second rushing TD of the season...His 86.7 completion percentage was his highest this season, and second-highest performance of his career (90.6 percent vs. Den., Week 2, 2018)...Became first player in franchise history with five seasons of 20-plus TD passes...Surpassed QB Rich Gannon for the most 3,500-yard passing seasons in franchise history (four)...His 32 games with a passer rating over 100.0 tie Ken Stabler for most such games in franchise history...Entered the Top-5 in NFL history for career passing yards in a player's first six seasons (22,402)...Recorded his 20th TD pass, joining QBs Peyton Manning, Dan Marino, Russell Wilson, Andrew Luck, Eli Manning and Matt Ryan as the only quarterbacks in NFL history with at least five seasons with 20 TD passes in their first six years in the NFL...**(12/29) at Den.:** Ended the day completing 29-of-46 attempts (63 percent) for 391 yards with one TD for a passer rating of 97.3...Passed for 300-or-more yards (391) for the 19th time in his career.

2018: Finished the season completing a career-high 381-of-553 passes for 4,049 yards with 19 TDs against 10 INTs for a passer rating of 93.9...Surpassed 4,000 passing yards for the first time of his career, becoming just one of three Raiders to pass the 4,000-yard barrier...Set a franchise record for most consecutive games without an INT (10) and most consecutive passes without an INT (332)...His streak of 332 consecutive pass attempts without an INT stands as the third-longest streak in NFL history...Moved into second on the Raiders all-time passing yards list with 18,739 career yards, fifth in NFL history for most passing yards through a player's first five seasons...Became the quickest Raider to surpass 15,000 career yards and just the fourth overall in the club history to reach the mark...Broke QB Peyton Manning's record for most completions through a player's first five seasons with 1,759...In Week 2, set a then-NFL record among quarterbacks with at least 30 pass attempts in a single game by recording a 90.6 completion percentage...**(9/10) vs. LAR.:** Finished the game completing 29-of-40 passes for 303 yards, marking his 15th game recording 300-or-more passing yards...**(9/16) at Den.:** Finished the day with a 90.6 completion percentage, which at the time marked the fourth best single-game percentage in NFL history and new franchise record...Completed 29-of-32 passing for 288 yards with one TD for a passer rating of 114.6...Became the quickest Raider to surpass 15,000 career yards and just the fourth to reach the mark in club history...**(9/23) at Mia.:** Ended the contest throwing for 345 yards on 27-of-39 passing with one TD for a passer rating of 83.8...Recorded his 16th career 300-yard game...**(9/30) vs. Cle.:** Completed 35-of-58 attempts for 437 yards with four TDs against two INTs for a passer rating of 92.4...Surpassed 400 passing yards for the third time in his career...Tallied the second-most passing yards in a single game in franchise history behind his record-setting performance in Week 8 of the 2016 season (513 yards) against the Tampa Bay Buccaneers...Totaled four TD passes and tied QB Ken Stabler for second-most games (six) with four-or-more passing TDs in franchise history...His 35 completions rank second-most



in his career for a single contest...Helped the Raiders' offense produce two 100-yard receivers, one 100-yard rusher and one 400-yard passer for the first time in franchise history since the 1970 AFL merger...**(10/7) at LAC:** Finished the day throwing for 268 yards on 24-of-33 passing for a 72.7 completion percentage with one TD, earning a passer rating of 94.0...**(10/14) vs. Sea.:** Completed 23-of-31 passes for 142 yards, earning a passer rating of 83.0...**(10/28) vs. Ind.:** Completed 21-of-28 attempts for 244 yards, earning a completion percentage of 75.0, with three passing TDs against zero INTs and his first career rushing TD...Ended the day with a 136.6 passer rating, marking his 20th career game with a passer rating of 100.0 or better, to tie him with QB Jeff Hostetler for the fifth-most in franchise history...Posted his 16th game with at least three scores...**(11/11) vs. LAC:** Completed 24-of-37 passes with 243 yards for a passer rating of 83.5...Surpassed 17,000 career passing yards to make him the third quarterback in Raiders history to cross the barrier...**(11/18) at Ari.:** Finished the day completing 19-of-31 passes for 192 yards with two TDs and no INTs...Posted a passer rating of at least 100 points for the 21st time in his career, ending the day with 100.5...Recorded the 15th fourth quarter comeback of his career...**(11/25) at Bal.:** Completed 16-of-34 pass attempts for 194 yards with one TD against zero INTs...**(12/2) vs. KC:** Surpassed Gannon for second place on the franchise's all-time passing yards list with 17,802 career yards...Passed QB Cam Newton for the seventh-most passing TDs in the NFL through a player's first five years with 119...Earned a passer rating of 123.2 in the game, his 22nd career game with a passer rating of at least 100 points to tie Jim Plunkett for fourth-most

in franchise history...**(12/9) vs. Pit.:** Recorded his 16th career fourth quarter comeback in the victory...Finished the day with 322 yards, the fourth time he has eclipsed the 300-yard milestone and the 18th such game of his career...Recorded his 23rd career game with a passer rating of at least 100 points, finishing with 122.4...Recorded his eighth straight game without an INT, extending the longest streak of his career and setting a new franchise record for most consecutive games without an INT...**(12/16) at Cin.:** Completed 21-of-38 attempts for 263 yards with one TD for a passer rating of 85.7...Set the franchise record for most consecutive pass attempts without an INT with 278...**(12/24) vs. Den.:** Completed 19-of-26 passes for 167 yards, earning a passer rating of 89.7 in the win...Recorded his 10th consecutive game without an INT, extending his INT-less streak to 325 passes...**(12/30) at KC:** Ended the day completing 24-of-33 passes for 185 yards...Recorded a completion percentage of 70.0 or better for the 10th time on the year...For the first time in his career, surpassed 4,000 passing yards to end the season with 4,049, becoming just one of three Raiders to pass the 4,000 yard barrier...Completed 24 passes to total 381 completions on the year, setting a new single-season career-best...Broke Manning's record for most completions through a player's first five seasons with 1,759.

2017: Started in 15 games, missing one start with a back injury...Earned his third consecutive Pro Bowl selection...Finished the year with 3,496 passing yards on 323-of-515 attempts (62.7 percent) with 22 TDs and 13 INTs for a passer rating of 86.4...Also ran 23 times for 66 yards (2.9 avg.)...Surpassed 14,000 career passing yards, becoming just the 10th quarterback in NFL history with over 14,000 yards passing in his first four years...Became the fourth quarterback in franchise history to toss for at least 100 scores, doing so in just 60 games, the quickest in club history...Became the fifth quarterback in NFL history to throw 100 TDs in his first four seasons, with his 103 TDs ranking fourth through a player's first four seasons...Became the sixth quarterback in NFL history to pass 3,000 yards in each of his first four seasons, and first in franchise history...Tied QB Rich Gannon for the most consecutive seasons (four) in franchise history with 20 TDs and 3,000 yards...Threw for 300 yards in a game three times and compiled a quarterback rating of at least 100 on five occasions...**(9/10) at Ten.:** Completed 22-of-32 passing for 262 yards with two TDs for a passer rating of 114.3...**(9/17) vs. NYJ:** Threw for 230 yards on 23-of-28 passing with three TDs, earning a passer rating of 136.6...**(9/24) at Was.:** Finished throwing for 118 yards on 19-of-31 passing with one TD...**(10/1) at Den.:** Recorded 143 yards on 10-of-18 passes with one TD for a passer rating of 100.0...Exited the game in the third quarter with a back injury...**(10/8) vs. Bal.:** Inactive due to a back injury...**(10/15) vs. LAC:** Threw for 171 yards on 21-of-30 passing with one TD and two INTs...**(10/19) vs. KC:** Completed 29-of-52 passes for 417 yards, third-highest yardage total of his career, and added three TDs, earning a passer rating of 101.2...His first TD pass marked the 90th of his career, becoming the first quarterback in NFL history to throw at least 90 TDs and less than 40 INTs in his first 53 games...**(10/29) at Buf.:** Completed 31-of-49 passes for 313 yards with one TD and two INTs for a passer rating of 71.2...**(11/5) at Mia.:** Completed 21-of-30 passes for 300 yards with one TD and one INT for a passer rating of 99.3...Marked the 14th game of his career eclipsing 300 passing yards, the second most in franchise history...**(11/19) vs. NE:** Completed 28-of-49 attempts for 237 yards with one TD and one INT for a passer rating of 68.2...**(11/26) vs. Den.:** Recorded 253 passing yards on 18-of-24 passing with two TDs for a passer rating of 136.3, his second highest this season...**(12/3) vs. NYG:** Completed 22-of-36 passing for 287 yards with one TD for a passer rating of 95.5...**(12/10) at KC:** Completed 24-of-41 passes for 211 yards with one TD and two INTs...**(12/17) vs. Dal.:** Threw for 171 yards, completing 21-of-38 passes with two TDs for a passer rating of 84.4...Totaled 47 rushing yards on four carries, including a season-best 32-yard rush to set up the Raiders' first TD of the night...**(12/25) at Phi.:** Finished the game completing 15-of-29 passes for 140 yards, adding one TD and two INTs...**(12/31) at LAC:** Recorded 243 yards on 19-of-38 passing with one TD and one INT for a passer rating of 91.8.

2016: Started 15 games in his third season with the Silver and Black, missing the final game with an ankle injury...Finished tied for third in the voting for the Associated Press Most Valuable Player award...Earned his second consecutive Pro Bowl selection...Named the recipient of the team's prestigious Commitment to Excellence Award...Named the Castrol Edge Clutch Performer of the Year...Earned one AFC Offensive Player of the Week award and one FedEx Air Player of the Week award, both in Week 8 at Tampa Bay...Named Castrol Edge Clutch Performer of the Week four times (Week 1 at NO, Week 4 at Bal., Week 8 at TB and Week 12 vs. Car.)...Finished the year with 3,937 passing yards on 357-of-560 attempts (63.8 percent) with 28 TDs and six INTs for a passer rating of 96.7...Also ran 39 times for 70 yards...Joined QB Rich Gannon as the second player in Raiders history with multiple 3,500-yard passing seasons, becoming the 15th NFL player with that mark in two of their first three seasons...His 96.7 passer rating and 357 completions were both the third best in a season in franchise history...Was second in the NFL with seven fourth-quarter comebacks and set the NFL record with five game-winning TD passes in the fourth quarter or overtime...**(9/11) at NO:** Started the season opener and completed 24-of-38 passes for 319 yards with one TD for a passer rating of 98.5...Named the Castrol Edge Clutch Performer of the Week...Orchestrated an 11-play, 75-yard drive in the final minutes, culminating in a 10-yard TD to WR Seth Roberts and then successfully completed a two-point conversion on a pass to WR Michael Crabtree to secure the victory...**(9/18) vs. Atl.:** Threw for 299 yards on 34-of-45 passing (75.6 percent) with three TDs for a passer rating of



115.0...**(9/25) at Ten.:** Threw for 249 yards on 21-of-35 passing (60.0 percent) with one TD and one INT (his first in 137 passing attempts) for a passer rating of 79.3...**(10/2) at Bal.:** Named the Castrol Edge Clutch Performer of the Week...Tied a career high with four TD passes, connecting with Crabtree three times...Threw for 199 yards on 25-of-35 (71.4 percent) attempts with four TDs for a season-high passer rating of 123.4...Orchestrated a six-play, 66-yard drive in 1:24, culminating in a 23-yard TD pass to Crabtree with 2:12 remaining...**(10/9) vs. SD:** Completed 25-of-40 passes (62.5 percent) for 317 yards with two TDs and one INT for a passer rating of 93.4...**(10/30) at TB:** Finished with a career-high 513 passing yards on 40-of-59 attempts with four TD passes and zero INTs for a passer rating of 117.4 in the overtime victory...His 513-yard day through the air set a franchise record, eclipsing the previous record set in 1964...Became the



third player in NFL history with 500 yards, four TDs and zero INTs in a game...**(11/6) vs. Den.:** Completed 20-of-31 attempts for 184 yards for a passer rating of 80.6...**(11/21) vs. Hou.:** Finished the game with 295 passing yards on 21-of-31 attempts (67.7 percent) with three TDs and one INT for a passer rating of 117.0...On his third TD of the game, a 35-yard pass to WR Amari Cooper, surpassed 10,000 career passing yards to become the 12th player in NFL history to do so in 42 games or less...Became just the third Raider with 20 passing TDs in three straight seasons, joining Gannon and QB Daryle Lamonica...**(11/27) vs. Carr.:** Finished with 315 yards on 26-of-38 attempts (68.4 percent) with two TDs and one INT, earning himself a passer rating of 100.2...**(12/4) vs. Buf.:** Finished with 260 yards on 19-of-35 attempts with two TDs for a passer rating of 97.3...On his final completion of the game, he became the fourth player in NFL history with 300 completions in each of his first three seasons...Became the first quarterback in NFL history with five game-winning TD passes in the fourth quarter or overtime in a season...**(12/8) at KC:** Completed 17-of-41 attempts for 117 yards with zero TDs and INTs for a passer rating of 49.1...Became the fourth player in NFL history with 1,000 completions through their first three seasons...**(12/18) at SD:** Earned his seventh fourth-quarter/overtime comeback win of the season, which led the AFC and tied for second in the NFL...Finished 19-of-30 for 213 yards with one TD and one INT, as he earned a passer rating of 81.7...**(12/24) vs. Ind.:** Threw for 253 yards on 21-of-31 attempts (67.7 percent) with three TDs for a passer rating of 122.6 before leaving midway through the fourth quarter with an ankle injury...Also became just the second quarterback in NFL history to have two seasons with at least 350 completions through their first three years in the league...**(1/1/17) at Den.:** Inactive...**Postseason: (1/7/17) at Hou.:** Inactive.

2015: Started all 16 games in his sophomore campaign, making him the first offensive player in franchise history to start all 32 games over his first two NFL seasons...Selected to his first Pro Bowl and earned two Castrol Edge Clutch Performer of the Week Awards (Week 2 vs. Bal. and Week 12 at Ten.)...Finished the year with 3,987 passing yards on 350-of-573 attempts (61.1 percent) with 32 TDs and 13 INTs for a 91.1 passer rating...Also ran 33 times for 138 yards (4.3 avg.) with a 24-yard long...His 32 TDs were the second most in franchise history behind QB Daryle Lamonica's 34 in 1969...Finished with the third most passing yards in a season in franchise history and the most since QB Carson Palmer (4,018) in 2012...Led the NFL with 13 TD passes of 25-plus yards...**(9/13) vs. Cin.:** Started the season opener and completed 7-of-12 passes for 61 yards with a 71.9 passer rating...Left the game in the second quarter with a hand injury...**(9/20) vs. Bal.:** Posted 351 passing yards on 30-of-46 passing with three TDs and one INT for a 100.9 rating...**(9/27) at Cle.:** Completed 20-of-32 passes for 314 yards and two TDs for a rating of 115.9...Eclipsed QB Tom Flores (3,914) for most passing yards by Raider through two seasons...**(10/4) at Chi.:** Completed 20-of-33 passes for 196 yards, two TDs and one INT...Moved ahead of Flores (27) for most passing TDs by a Raider through his first two seasons...**(10/25) at SD:** Threw for 289 yards and three TDs on 24-of-31 passing for a 137.7 rating...Highest road rating of his career and seventh best on the road in franchise history (min. 20 att.)...**(11/1) vs. NYJ:** Tied a career high with four TD passes on 26-of-33 passing for 333 yards and a passer rating of 130.9...Threw three TDs of 35-or-more yards...**(11/8) at Pit.:** Eclipsed 300 yards and threw four TDs for the second straight game...Completed 24-of-44 passes for 301 yards and four scores with one INT...**(11/15) vs. Min.:** Threw for 302 yards on 29-of-43 attempts (67.4 percent) with two TDs and two INTs for a rating of 83.7...Also rushed twice for 12 yards...**(11/29) at Ten.:** Orchestrated game-winning drive and fourth-quarter comeback with a 9-play, 90-yard drive (3:20)...Finished with 330 passing yards on 24-of-37 passing with three TDs and a 120.3 rating...**(12/6) vs. KC:** Finished the game with 283 yards on 31-of-48 passing with two TDs, three INTs and a rating of 68.3...Became the fifth NFL player with 3,000 passing yards and 20 TDs in each of his first two seasons...**(12/13) at Den.:** Tossed two TD passes including the game winner...Finished with 135 yards on 12-of-29 passing and a rating of 79.0...Orchestrated another fourth-quarter comeback, a three-play, 16-yard drive capped off with a 10-yard TD pass to TE Mychal Rivera...**(12/20) vs. GB:** Threw for 276 yards on 23-of-47 passing with two TDs and two INTs for a 63.8 rating...Recorded his 11th multi-TD game of the season, setting a new franchise record...**(12/24) vs. SD:** Threw for 204 yards on 23-of-38 passing with one TD and one INT for a 72.7 rating...Rushed four times for 30 yards (7.5 avg.)...Orchestrated his first overtime game-winning drive, a 15-play, 67-yard drive, leading to the go-ahead FG...**(1/3/16) at KC:** Completed 21-of-33 passes for 194 yards with one TD and one INT...Set a new single-season franchise record with his 13th game with 20-plus completions in 2015.

2014: Posted one of the most prolific rookie seasons in NFL history, completing 348-of-599 passes (58.1 percent) for 3,270 passing yards, 21 TDs, 12 INTs and a passer rating of 76.6...Named to Sports Illustrated's All-Rookie Team...Started all 16 games, becoming the first Raiders rookie and 14th NFL rookie (since 1978) to do so...Finished the season ranked second all-time in completions and attempts by a rookie...Tied (with QB Cam Newton) for the sixth most passing TDs by a rookie...Became fourth rookie quarterback to throw at least 20 TDs with 12-or-fewer INTs in a season...**(9/7)** at **NYJ:** Became the first rookie in franchise history to start at quarterback in Week 1...Went 20-for-32 passing (62.5 percent) for 151 yards, two TDs and a passer rating of 94.7...Started the game nearly perfect, going 7-for-7 for 53 yards and one TD...Threw first career TD pass to WR Rod Streater for a 12-yard score...**(9/14)** vs. **Hou.:** Finished with 263 yards on 27-of-43 passing (64.3 percent), one TD and two INTs...Added 58 yards on four rushing attempts (14.5 avg.), including a 41-yard run that was a career long and second longest by a Raider quarterback since 2000...**(9/28)** vs. **Mia.:** Completed 16-of-25 passes for 146 yards, one TD and one INT before leaving the game with an injury...Added two rushing attempts for nine yards (4.5 avg.)...**(10/12)** vs. **SD:** Completed 18-of-34 passes for 282 yards, four TDs and one INT for a passer rating of 107.7, his first rating over 100 points...Four TDs are the most ever by a Raider rookie and tied for second most by a rookie in NFL history...Had two TD passes of 40-plus yards...**(10/26)** at **Cle.:** Completed 34-of-54 passes (60.7 percent) for 328 yards with one TD...Became the most prolific rookie passer in franchise history, setting records for starts, passing TDs and completions...Recorded the first 300-yard passing game by a rookie in franchise history...**(11/9)** vs. **Den.:** Completed 30-of-47 passes for 192 yards, two TDs and two INTs...Passed QB Tom Flores (1960) for the most passing TDs and yards by a Raider in his first season of action...**(11/20)** vs. **KC:** Earned first NFL win with a 17-play, 80-yard game-winning drive capped off by a 9-yard TD pass to WR James Jones...Became first rookie in franchise history to record a fourth-quarter comeback and game-winning drive...**(12/7)** vs. **SF:** Finished 22-of-28 for 254 yards with three TDs and a passer rating of 140.2, earning the NFL's Pepsi Rookie of the Week...Posted the seventh-best single-game passer rating in franchise history (min. 20 att.) and the sixth-best single-game rating by a rookie since 1960 (min. 20 att.)...Also set a career high for completion percentage (78.6)...**(12/14)** at **KC:** Completed 27-of-56 passes (48.2 percent) for 222 yards and one TD...**(12/21)** vs. **Buf.:** Finished 17-of-34 for 214 yards with two TDs and a passer rating of 89.6...Eclipsed the 3,000-yard mark, becoming the 13th NFL rookie and eighth different Raider (15th occurrence) to accomplish the feat...Threw his 20th TD to FB Jamize Olawale for a 1-yard score, making him the eighth rookie since 1950 to throw 20 TDs...Marked his sixth game with at least 30 attempts and no INTs, tying him with QB Andy Dalton for the most by a rookie in NFL history...**(12/28)** at **Den.:** Completed 18-of-36 passes for 158 yards with one TD and one INT...Threw an INT on his final attempt of the season, ending a streak of 176 consecutive pass attempts without a pick.

COLLEGE: Played four seasons at Fresno State, appearing in 44 games with 39 starts...Established 27 school records and 21 Mountain West Conference records over his career...Career totals include 12,842 passing yards on 1,086-of-1,630 passing (66.7 completion percentage), 113 TDs and 24 INTs...Added 190 rushing yards on 164 carries and five TDs on the ground...Holds school records in almost every major passing category, including yards (12,482), completions (1,086) and TDs (113)...Two-time Mountain West Offensive Player of the Year, becoming the third player in league history to win the award in back-to-back seasons...Two-time All-American selection as a junior and senior...Started all 13 games as a senior, and became the fourth quarterback in FBS history to throw for over 5,000 yards and 50 TDs in a season...Named the Mountain West Offensive Player of the Year for the second straight time and also garnered first-team All-Mountain West honors...Led the nation in total offense (5,199), total passing yards (5,082) and passing TDs (50)...Winner of the 2013 Sammy Baugh Award, which goes to the nation's top passer...His 50 TD passes tied for the fourth most in FBS single-season history...Established new league and school records for passing yards, attempts and TDs...Started 13 games as a junior...Named Mountain West Offensive Player of the Year...Was an unanimous first-team All-MWC selection...Threw for 4,104 yards on 344-of-511 passing with 37 TDs...His 37 TD passes tied for No. 3 in the FBS...Ranked eighth nationally and first in the Mountain West with 315.7 passing yards per game...Was a three-time Mountain West Offensive Player of the Week, three-time MAACO Bowl Las Vegas Mountain West Player of the Week and twice honored as the Manning Award quarterback of the week...Started all 13 games as a sophomore...Second-team All-WAC selection...Threw for 3,544 yards on the season, the most ever by a Bulldog sophomore...Led the WAC in passing yards...Added 26 TD passes against nine INTs and completed 62.6 percent of his passes...Redshirted as a true sophomore...Saw limited action in five games as a freshman...Completed 10-of-14 passes on the season for 112 yards...Majored in recreation administration and leisure services management.

PERSONAL: Attended Bakersfield (Calif.) Christian High School...Was rated as the 12th-best quarterback in the nation...Named the Private School National Player of the Year...Played two seasons of high school football in the Houston area before moving back to his hometown of Bakersfield, Calif., the summer before his senior year...Guided his team to a 12-1 record and threw for 4,067 yards and 46 TDs as a senior, leading the team to the Division V Central Section title...Ranked third in California and 11th in the nation for high school quarterbacks in passing yards...Both brothers, Darren and David, played Division I football...David was a quarterback at Fresno State, the 2001 Johnny Unitas Award winner and the No. 1 overall NFL pick in 2002 by the Houston Texans and played in the NFL for 11 seasons...David is now an NFL Network analyst...Darren was a defensive lineman at Houston, and serves as the head coach at Bakersfield Christian High School.

SINGLE-GAME HIGHS: PASSING: Attempts – 59, 10/30/16 at TB. Completions – 40, 10/30/16 at TB. Yards – 513, 10/30/16 at TB. Long – 87t, 12/31/17 at LAC. Touchdowns – 4, six times; last: 9/30/18 vs. Cle. Interceptions – 3, 12/6/15 vs. KC. Rating – 140.2, 12/7/14 vs. SF. RUSHING: Attempts – 5, two times; last: 11/17/19 vs. Cin. Yards – 58, 9/14/14 vs. Hou. Long – 41, 9/14/14 vs. Hou. Touchdowns – 1, three times; last: 12/22/19 at LAC.

DEREK CARR'S CAREER STATISTICS

Year	Team	GP	GS	Att.	Cmp.	Yds.	Pct.	PASSING							RUSHING			
								Yds./Att.	TD	INT	Lg.	Sk./Lst.	Rtng.	Att.	Yds.	Avg.	Lg.	TD
2014	Oakland	16	16	599	348	3,270	58.1	5.5	21	12	77t	24/149	76.6	29	92	3.2	41	0
2015	Oakland	16	16	573	350	3,987	61.1	7.0	32	13	68t	31/230	91.1	33	138	4.2	24	0
2016	Oakland	15	15	560	357	3,937	63.8	7.0	28	6	75t	16/79	96.7	39	70	1.8	13	0
2017	Oakland	15	15	515	323	3,496	62.7	6.8	22	13	87t	20/101	86.4	23	66	2.9	32	0
2018	Oakland	16	16	553	381	4,049	68.9	7.3	19	10	66	51/299	93.9	24	47	2.0	15	1
2019	Oakland	16	16	513	361	4,054	70.4	7.9	21	8	75	29/184	100.8	27	82	3.0	12	2
Totals		94	94	3,313	2,120	22,793	64.0	6.9	143	62	87t	171/1,042	90.7	175	495	2.8	41	3

DEREK CARR GAME-BY-GAME

2019, OAKLAND (7-9)

Date	Opp.	W/L	GP/GS	PASSING										RUSHING				
				Att.	Cmp.	Yds.	Pct.	Yds./Att.	TD	INT	Lg.	Sk./Lst.	Rtng.	Att.	Yds.	Avg.	Lg.	TD
9/9	Den.	W	1/1	26	22	259	84.6	10.0	1	0	43	0/0	121.0	2	2	1.0	3	0
9/15	KC	L	1/1	38	23	198	60.5	5.2	1	2	25	3/20	61.1	2	18	9.0	10	0
9/22	at Min.	L	1/1	34	27	242	79.4	7.1	2	1	30	4/28	103.7	1	0	-	-	0
9/29	at Ind.	W	1/1	31	21	189	67.7	6.1	2	0	20	1/0	105.4	2	-1	-0.5	0	0
10/6	Chi.	W	1/1	32	25	229	78.1	7.2	0	0	23	0/0	96.5	3	8	2.7	9	0
10/20	at GB	L	1/1	28	22	293	78.6	10.5	2	1	48	0/0	119.2	2	0	0.0	1	0
10/27	at Hou.	L	1/1	30	18	285	60.0	9.5	3	0	65t	0/0	125.0	0	0	-	-	0
11/3	Det.	W	1/1	31	20	289	64.5	9.3	2	0	34	1/10	116.2	0	0	-	-	0
11/7	LAC	W	1/1	31	21	218	67.7	7.0	1	0	27	3/18	98.6	1	4	4.0	4	0
11/17	Cin.	W	1/1	29	25	292	86.2	10.0	1	1	32	3/19	105.7	5	1	0.2	3t	1
11/24	at NYJ	L	1/1	27	15	127	55.6	4.7	0	1	19	1/7	52.5	1	11	11.0	11	0
12/1	at KC	L	1/1	30	20	222	66.7	7.4	1	2	28	2/12	71.8	3	7	2.3	6	0
12/8	Ten.	L	1/1	34	25	262	73.5	7.7	2	0	49t	2/4	115.2	2	17	8.5	15	0
12/15	Jac.	L	1/1	36	22	267	61.1	7.4	1	0	40	4/31	93.2	1	12	12.0	12	0
12/22	at LAC	W	1/1	30	26	291	86.7	9.7	1	0	56	3/24	118.2	1	3	3.0	3t	1
12/29	at Den.	L	1/1	46	29	391	63.0	8.5	1	0	75	2/11	97.3	1	0	0.0	0	0
Totals			16/16	513	361	4,054	70.4	7.9	21	8	75	29/184	100.8	27	82	3.0	12	2

2018, OAKLAND (4-12)

Date	Opp.	W/L	GP/GS	PASSING										RUSHING				
				Att.	Cmp.	Yds.	Pct.	Yds./Att.	TD	INT	Lg.	Sk./Lst.	Rtng.	Att.	Yds.	Avg.	Lg.	TD
9/10	LAR	L	1/1	40	29	303	72.5	7.6	0	3	45	1/3	62.8	2	1	0.5	6	0
9/16	at Den.	L	1/1	32	29	288	90.6	9.0	1	0	30	1/7	114.6	0	0	-	-	0
9/23	at Mia.	L	1/1	39	27	345	69.2	8.9	1	2	66	3/20	83.8	2	-2	-1.0	-1	0
9/30	Cle.	W	1/1	58	35	437	60.3	7.5	4	2	36	3/11	92.4	2	1	0.5	2	0
10/7	at LAC	L	1/1	33	24	268	72.7	8.1	1	1	47	3/20	94.0	1	5	5.0	5	0
10/14	Sea.	L	1/1	31	23	142	74.2	4.6	0	0	21	6/36	83.0	4	31	7.8	15	0
10/28	Ind.	L	1/1	28	21	244	75.0	8.7	3	0	31t	0/0	136.6	2	0	0.0	0	1
11/1	at SF	L	1/1	21	16	171	76.2	8.1	0	0	25	7/32	99.5	3	5	1.7	4	0
11/11	LAC	L	1/1	37	24	243	64.9	6.6	0	0	31	4/40	83.5	2	2	1.0	6	0
11/18	at Ari.	W	1/1	31	19	192	61.3	6.2	2	0	32	4/19	100.5	0	0	-	-	0
11/25	at Bal.	L	1/1	34	16	194	47.1	5.7	1	0	44	3/12	74.9	0	0	-	-	0
12/2	KC	L	1/1	38	29	285	76.3	7.5	3	0	29	3/14	123.2	1	8	8.0	8	0
12/9	Pit.	W	1/1	34	25	322	73.5	9.5	2	0	39	4/23	122.4	1	-1	-1.0	-1	0
12/16	at Cin.	L	1/1	38	21	263	55.3	6.9	1	0	44	5/34	85.7	0	0	-	-	0
12/24	Den.	W	1/1	26	19	167	73.1	6.4	0	0	16	1/8	89.7	4	-3	-0.8	0	0
12/30	at KC	L	1/1	33	24	185	72.7	5.6	0	2	13	3/20	60.8	0	0	-	-	0
Totals			16/16	553	381	4,049	68.9	7.3	19	10	66	51/299	93.9	24	47	2.0	15	1

2017, OAKLAND (6-10)

Date	Opp.	W/L	GP/GS	PASSING										RUSHING				
				Att.	Cmp.	Yds.	Pct.	Yds./Att.	TD	INT	Lg.	Sk./Lst.	Rtng.	Att.	Yds.	Avg.	Lg.	TD
9/10	at Ten.	W	1/1	32	22	262	68.8	8.2	2	0	25	2/12	114.3	2	2	1.0	3	0
9/17	NYJ	W	1/1	28	23	230	82.1	8.2	3	0	39	0/0	136.6	0	0	-	-	0
9/24	at Was.	L	1/1	31	19	118	61.3	3.8	1	2	21t	4/22	52.9	2	5	2.5	6	0
10/1	at Den.	L	1/1	18	10	143	55.6	7.9	1	0	64t	2/12	100.0	0	0	-	-	0
10/8	Bal.	L		(INACTIVE - BACK)														
10/15	LAC	L	1/1	30	21	171	70.0	5.7	1	2	23t	1/6	67.5	1	0	0.0	0	0
10/19	KC	W	1/1	52	29	417	55.8	8.0	3	0	45t	0/0	101.2	1	15	15.0	15	0
10/29	at Buf.	L	1/1	49	31	313	63.3	6.4	1	2	40	0/0	71.2	0	0	-	-	0
11/5	at Mia.	W	1/1	30	21	300	70.0	10.0	1	1	44t	1/5	99.3	4	-3	-0.8	0	0
11/19	NE	L	1/1	49	28	237	57.1	4.8	1	1	26	1/2	68.2	0	0	-	-	0
11/26	Den.	W	1/1	24	18	253	75.0	10.5	2	0	54	2/9	136.3	3	-3	-1.0	-1	0
12/3	NYG	W	1/1	36	22	287	61.1	8.0	1	0	59	1/5	95.5	1	-1	-1.0	-1	0
12/10	at KC	L	1/1	41	24	211	58.5	5.2	1	2	29t	3/13	60.1	0	0	-	-	0
12/17	Dal.	L	1/1	38	21	171	55.3	4.5	2	0	28	0/0	84.4	4	47	11.8	32	0
12/25	at Phi.	L	1/1	29	15	140	51.7	4.8	1	2	63t	1/3	48.1	3	3	1.0	3	0
12/31	at LAC	L	1/1	28	19	243	67.9	8.7	1	1	87t	2/12	91.8	2	1	0.5	2	0
Totals			15/15	515	323	3,496	62.7	6.8	22	13	87t	20/101	86.4	23	66	2.9	32	0

DEREK CARR GAME-BY-GAME

2016, OAKLAND (12-4)

Date	Opp.	W/L	GP/GS	Att.	Cmp.	Yds.	Pct.	PASSING					Rtnng.	RUSHING					
								Yds./Att.	TD	INT	Lg.	Sk./Lst.		Att.	Yds.	Avg.	Lg.	TD	
9/11	at NO	W	1/1	38	24	319	63.2	8.4	1	0	43	0/0	98.5	2	16	8.0	11	0	
9/18	Atl.	L	1/1	45	34	299	75.6	6.6	3	0	31t	1/0	115.0	2	10	5.0	5	0	
9/25	at Ten.	W	1/1	35	21	249	60.0	7.1	1	1	31	1/4	79.3	1	-1	-1.0	-1	0	
10/2	at Bal.	W	1/1	35	25	199	71.4	5.7	4	0	23t	0/0	123.4	3	-2	-0.7	0	0	
10/9	SD	W	1/1	40	25	317	62.5	7.9	2	1	64t	3/17	93.4	2	13	6.5	7	0	
10/16	KC	L	1/1	34	22	225	64.7	6.6	1	1	24	2/4	81.1	3	8	2.7	6	0	
10/23	at Jac.	W	1/1	37	23	200	62.2	5.4	1	0	56	0/0	85.4	4	4	1.0	5	0	
10/30	at TB	W	1/1	59	40	513	67.8	8.7	4	0	68	2/15	117.4	1	13	13.0	13	0	
11/6	Den.	W	1/1	31	20	184	64.5	5.9	0	0	21	2/5	80.6	4	3	0.8	6	0	
11/21	Hou.	W	1/1	31	21	295	67.7	9.5	3	1	75t	0/0	117.0	2	-2	-1.0	-1	0	
11/27	Car.	W	1/1	38	26	315	68.4	8.3	2	1	49	1/5	100.2	5	-12	-2.4	1	0	
12/4	Buf.	W	1/1	35	19	260	54.3	7.4	2	0	37t	0/0	97.3	2	4	2.0	3	0	
12/8	at KC	L	1/1	41	17	117	41.5	2.9	0	0	18	1/8	49.1	2	3	1.5	2	0	
12/18	at SD	W	1/1	30	19	213	63.3	7.1	1	1	28	2/13	81.7	5	5	1.0	8	0	
12/24	Ind.	W	1/1	31	21	232	67.7	7.5	3	0	35	1/8	122.0	1	8	8.0	8	0	
1/1/17	at Den.	L																	
(INACTIVE - ANKLE)																			
Totals			15/15	560	357	3,937	63.8	7.0	28	6	75t	16/79	96.7	39	70	1.8	13	0	

2015, OAKLAND (7-9)

Date	Opp.	W/L	GP/GS	Att.	Cmp.	Yds.	Pct.	PASSING					Rtnng.	RUSHING				
								Yds./Att.	TD	INT	Lg.	Sk./Lst.		Att.	Yds.	Avg.	Lg.	TD
9/13	Cin.	L	1/1	12	7	61	58.3	5.1	0	0	24	0/0	71.9	1	8	8.0	8	0
9/20	Bal.	W	1/1	46	30	351	65.2	7.6	3	1	68t	1/0	100.9	2	23	11.5	24	0
9/27	at Cle.	W	1/1	32	20	314	62.5	9.8	2	0	55	0/0	115.9	1	-1	-1.0	-1	0
10/4	at Chi.	L	1/1	33	20	196	60.6	5.9	2	1	26t	2/23	84.9	1	0	0.0	0	0
10/11	Den.	L	1/1	39	26	249	66.7	6.4	1	1	33	4/26	82.1	1	-1	-1.0	-1	0
10/25	at SD	W	1/1	31	24	289	77.4	9.3	3	0	52t	1/7	137.7	2	3	1.5	4	0
11/1	NYJ	W	1/1	36	23	333	63.9	9.3	4	0	59t	0/0	130.9	2	-2	-1.0	-1	0
11/8	at Pit.	L	1/1	44	24	301	54.5	6.8	4	1	38t	0/0	96.9	2	3	1.5	4	0
11/15	Min.	L	1/1	43	29	302	67.4	7.0	2	2	38	2/15	83.7	2	12	6.0	11	0
11/22	at Det.	L	1/1	25	13	169	52.0	6.8	0	0	43	1/5	73.6	1	8	8.0	8	0
11/29	at Ten.	W	1/1	37	24	330	64.9	8.9	3	0	41	1/7	120.3	4	5	1.3	5	0
12/6	KC	L	1/1	48	31	283	64.6	5.9	2	3	25t	4/21	68.3	0	0	-	-	0
12/13	at Den.	W	1/1	29	12	135	41.4	4.7	2	0	29	3/36	79.0	4	-4	-1.0	-1	0
12/20	GB	L	1/1	47	23	276	48.9	5.9	2	2	41	3/24	63.8	4	42	10.5	19	0
12/24	SD	W	1/1	38	23	204	60.5	5.4	1	1	33	3/29	72.7	4	30	7.5	11	0
1/3/16	at KC	L	1/1	33	21	194	63.6	5.9	1	1	31t	6/37	77.1	2	12	6.0	7	0
Totals			16/16	573	350	3,987	61.1	7.0	32	13	68t	31/230	91.1	33	138	4.2	24	0


2014, OAKLAND (3-13)

Date	Opp.	W/L	GP/GS	Att.	Cmp.	Yds.	Pct.	PASSING					Rtnng.	RUSHING				
								Yds./Att.	TD	INT	Lg.	Sk./Lst.		Att.	Yds.	Avg.	Lg.	TD
9/7	at NYJ	L	1/1	32	20	151	62.5	4.7	2	0	30t	2/18	94.7	1	-1	-1.0	-1	0
9/14	Hou.	L	1/1	42	27	263	64.3	6.3	1	2	42	0/0	69.8	4	58	14.5	41	0
9/21	at NE	L	1/1	34	21	174	61.8	5.1	0	1	29	0/0	62.6	0	0	-	-	0
9/28	Mia.	L	1/1	25	16	146	64.0	5.8	1	1	30	1/3	76.4	2	9	4.5	8	0
10/12	SD	L	1/1	34	18	282	52.9	8.3	4	1	77t	0/0	107.7	1	2	2.0	2	0
10/19	Ari.	L	1/1	28	16	173	57.1	6.2	0	0	55	1/9	75.4	2	2	1.0	3	0
10/26	at Cle.	L	1/1	54	34	328	63.0	6.1	1	0	31	4/17	86.0	1	2	2.0	2	0
11/2	at Sea.	L	1/1	41	24	194	58.5	4.7	2	2	23	1/5	66.5	2	9	4.5	7	0
11/9	Den.	L	1/1	47	30	192	63.8	4.1	2	2	28	0/0	68.8	0	0	-	-	0
11/16	at SD	L	1/1	34	16	172	47.1	5.1	0	0	35	2/10	62.4	2	0	0.0	0	0
11/20	KC	W	1/1	35	18	174	51.4	5.0	1	0	37	1/2	75.2	3	2	0.7	2	0
11/30	at StL.	L	1/1	39	24	173	61.5	4.4	0	2	18	3/23	50.5	1	1	1.0	1	0
12/7	SF	W	1/1	28	22	254	78.6	9.1	3	0	27	1/9	140.2	2	2	1.0	11	0
12/14	at KC	L	1/1	56	27	222	48.2	4.0	1	0	33	4/20	64.7	1	0	0.0	0	0
12/21	Buf.	W	1/1	34	17	214	50.0	6.3	2	0	51	1/7	89.6	4	0	0.0	2	0
12/28	at Den.	L	1/1	36	18	158	50.0	4.4	1	1	46	3/26	59.7	3	6	2.0	5	0
Totals			16/16	599	348	3,270	58.1	5.5	21	12	77t	24/149	76.6	29	92	3.2	41	0

85 DEREK CARRIER

Position: **Tight End**
HT/WT: **6-3/240**
Acquired: **UFA-'18 (LAR)**
Hometown: **Edgerton, Wis.**
College: **Beloit**

Born: **07/25/90**
NFL Season: **8**
Raiders Season: **3**



TRANSACTIONS: Signed by Oakland Raiders as an unrestricted free agent, May 11, 2012...Waived by Raiders, Aug. 31, 2012...Signed by Philadelphia Eagles to practice squad, Sept. 11, 2012...Signed by Eagles to active roster, Dec. 31, 2012...Waived by Eagles, Aug. 25, 2013...Signed by San Francisco 49ers to practice squad, Sept. 3, 2013...Signed by 49ers to active roster, Nov. 16, 2013...Resigned by 49ers, March 9, 2015...Acquired via trade by Washington Redskins from 49ers, Aug. 22, 2015...Acquired via trade by Los Angeles Rams from Redskins, Sept. 2, 2017...Signed by Raiders as an unrestricted free agent, March 15, 2018.

CAREER: Veteran tight end enters his third season with the Silver and Black...Made previous stops with the Philadelphia Eagles, San Francisco 49ers, Washington Redskins and Los Angeles Rams...Appeared in 16 games, making four starts in 2019...Finished with 13 receptions for 108 yards and one TD... Played in all 16 games for the first time in his career in 2018, recording seven catches and one TD...In 2017, appeared in 14 games with three starts, totaling eight receptions for 71 yards... Appeared in eight games in 2016 after spending the first nine weeks on the Reserve/Physically Unable to Perform List...Started a career-high 12 games in 2015, recording 17 receptions for 141 yards with one TD...In 2014, appeared in 11 games with one start and recorded nine receptions for 105 yards...Career totals include 82 games played with 22 starts, totaling 56 receptions for 502 yards with three TDs.

AT A GLANCE

- Played in all 16 games for the second consecutive season, recording 13 catches with one TD in 2019.
- Has made stops with the Philadelphia Eagles, San Francisco 49ers, Washington Redskins and Los Angeles Rams.
- Career totals include 82 games played with 22 starts, 56 receptions for 502 yards with three TDs.
- In 2013, became the first player from Beloit College to play in an NFL game since 1931 and enters the 2019 season as the school's only player in the league.
- Played four years at Beloit College in Wisconsin, appearing in 39 games and setting the school record in career receptions (189), yards (3,111) and TDs (29).

2019: Appeared in all 16 games for the second time in his career, making four starts...Finished the season with 13 catches for 108 yards with one TD...Added a career-long 27-yard rush...**(9/9) vs. Den.:** Appeared exclusively on special teams in the win...**(9/15) vs. KC:** Made his first start at tight end and recorded three receptions for 33 yards with a career-long 25-yard catch...**(9/22) at Min.:** Saw action on both offense and special teams...**(9/29) at Ind.:** Appeared on both offense and special teams...**(10/6) vs. Chi.:** Recorded two receptions for 22 yards in the win...**(10/20) at GB:** Started at tight end and finished with two receptions for 22 yards...**(10/27) at Hou.:** Started his third game of the season, appearing in a reserve role on offense...Saw extensive action on special teams...**(11/3) vs. Det.:** Recorded a career-long 27-yard rush on a fake punt play, extending the Raiders opening drive of the second half...**(11/7) vs. LAC:** Saw action on both offense and special teams in the primetime victory...**(11/17) vs. Cin.:** Appeared on both offense and special teams...Recorded one special teams tackle...**(11/24) at NYJ:** Saw action on offense and special teams...**(12/1) at KC:** Recorded the third TD of his career, capping a 10-play, 75-yard scoring drive...Finished the day with two receptions for 10 yards with one TD...**(12/8) vs. Ten.:** Appeared on both offense and special teams...**(12/15) vs. Jac.:** Saw action on both defense and special teams...Hauled in one pass for five yards, while also contributing one tackle on special teams...**(12/22) at LAC:** Appeared on both offense and special teams...Hauled in two passes for 12 yards...**(12/29) at Den.:** Recorded one catch for four yards...Also appeared on special teams.



2018: Appeared in all 16 games with two starts in his first season with the Silver and Black...Recorded seven catches for 67 yards with one TD...Finished third on the team with nine stops on special teams...**(9/10) vs. LAR:** Started in his Raiders debut, recording two catches for 20 yards...**(9/16) at Den.:** Recorded one catch for five yards, while also appearing on special teams...**(9/23) at Mia.:** Appeared on offense and contributed one stop on special teams...**(9/30) vs. Cle.:** Saw extensive action on special teams, recording one stop...**(10/7) at LAC:** Appeared on both offense and special teams...Totaled two special teams tackles...**(10/14) vs. Sea.:** Started his second contest for the Silver and Black...**(10/28) vs. Ind.:** Saw action on both offense and special teams...**(11/1) at SF:** Recorded one

CARRIER

catch for eight yards...**(11/11) vs. LAC:** Caught one pass for five yards in the contest...Led the team with three special teams tackles...**(11/18) at Ari.:** Appeared primarily on special teams, recording one stop...**(12/2) vs. KC:** Appeared primarily on special teams, with limited action on offense...**(12/9) vs. Pit.:** Hauled in a 6-yard TD reception from QB Derek Carr to cap an 8-play, 75-yard drive lasting 2:34 and give the Raiders a 24-21 victory...The TD marked just his second career score and his first since Week 5 of the 2015 season...Finished the day with two catches for 29 yards with one TD...**(12/16) at Cin.:** Saw action on both offense and special teams...**(12/24) vs. Den.:** Saw extensive action on special teams and offense, recording one special teams stop...**(12/30) at KC:** Appeared on both offense and special teams.

2017 (with LAR): Appeared in 14 games with three starts...Finished the regular season with eight receptions for 71 yards...**(10/1) at Dal.:** Started and helped the offense gain 168 yards rushing on 31 carries (5.4 avg.)...**(10/16) at Jac.:** Serving primarily as a blocking tight end, helped the offense record 142 yards rushing on 32 carries (4.4 avg.)...**(12/3) at Ari.:** Caught one pass for 14 yards...**(12/31) vs. SF:** Saw action on both offense and special teams, recording two receptions for 10 yards...Added one tackle on special teams...**Postseason: (1/6/18) vs. Atl.:** Appeared on offense and special teams.

2016 (with Was.): Appeared in eight games, caught two passes for 10 yards...Spent the first nine weeks of the season on the Reserve/Physically Unable to Perform List...**(11/13) vs. Min.:** Made his season debut after spending the first nine weeks on the Reserve/Physically Unable to Perform List...**(11/24) at Dal.:** Caught one pass for four yards...**(12/4) at Ari.:** Hauled in one pass for six yards.

2015 (with Was.): Started all 12 games in which he appeared with Washington after being traded from the 49ers in the pre-season...Placed on the Reserve/Injured List on Dec. 15...Finished the season with career highs in receptions (17) and receiving yards (141), adding one receiving TD...**(9/13) vs. Mia.:** Caught two passes for eight yards...**(10/11) at Atl.:** Caught two passes for 27 yards with a seven-yard TD...**(10/18) at NYJ:** Posted a career-high four receptions with 39 receiving yards...**(10/25) vs. TB:** Recorded two catches for 15 yards.

2014 (with SF): Played in 11 games with one start, recording nine receptions for 105 yards with one carry for two yards...Placed on the Reserve/Injured List on Nov. 27...**(9/14) vs. Chi.:** Finished the game with three receptions for 41 yards...**(9/21) at Ari.:** Made his first career start.

2013 (with SF): Appeared in five games on both offense and special teams...Spent 11 games on the team's practice squad...**(11/17) at NO:** Made his NFL debut.

2012 (with Phi.): Spent the offseason with the Raiders after signing with the team as an undrafted free agent wide receiver before being waived prior to the season...Spent the entire season on the Eagles' practice squad after signing with the team on Sept. 11.

COLLEGE: Attended Beloit College in Wisconsin, where he played in 39 games for the Buccaneers...Totaled 189 receptions for 3,111 yards with 29 TDs, adding seven rushes for 42 yards and two TDs...Set the school record for career receptions, yards and TDs...Earned All-Midwest Conference honors twice...Named Wisconsin Football Coaches Association Private College Player of the Year as a senior...As a senior, played in 10 games and recorded 75 receptions for 1,250 yards with 12 TDs in additions to six carries for 39 yards and two rushing TDs...As a junior, appeared in 10 games and tallied 64 receptions for 1,044 yards and 12 TDs, breaking the school record for receiving TDs in a single season...In 2009, played in 10 games and registered 34 receptions for 600 yards with four TDs...As a freshman, played in nine games and recorded 16 receptions for 217 yards and one TD...Played two years of basketball, starting in 21 games and averaging 8.3 points per game...Ran track one year at Beloit...Named to the Beloit College dean's list six straight semesters...Majored in health and society.

PERSONAL: Attended Edgerton (Wis.) High School...Spent a summer in college interning with the Chicago Bulls strength and conditioning department.

ADDITIONAL STATISTICS: Special teams tackles: 3 in 2014, 2 in 2015, 2 in 2017, 7 in 2018, 4 in 2019; NFL totals: 18.

SINGLE GAME HIGHS: RECEIVING: Receptions – 4, 10/18/15 at NYJ. Yards – 41, 9/14/14 vs. Chi. Touchdowns – 1, three times; last: 12/1/19 at KC. RUSHING: Attempts – 1, two times; last: 11/3/19 vs. Det. Yards – 27, 11/3/19 vs. Det. Long – 27, 11/3/19 vs. Det.

DEREK CARRIER'S CAREER STATISTICS

Year	Team	GP	GS	RECEIVING					RUSHING					TOTAL OFFENSE	
				Rec.	Yds.	Avg.	Lg.	TD	Att.	Yds.	Avg.	Lg.	TD		
2012	Philadelphia														
(PRACTICE SQUAD)															
2013	San Francisco	5	0	0	0	-	-	0	0	0	-	-	0	0	
2014	San Francisco	11	1	9	105	11.7	23	0	1	2	2.0	2	0	107	
2015	Washington	12	12	17	141	8.3	20	1	0	0	-	-	0	141	
2016	Washington	8	0	2	10	5.0	6	0	0	0	-	-	0	10	
2017	LA Rams	14	3	8	71	8.9	17	0	0	0	-	-	0	71	
2018	Oakland	16	2	7	67	9.6	23	1	0	0	-	-	0	67	
2019	Oakland	16	4	13	108	8.3	25	1	1	27	27.0	27	0	135	
Totals		82	22	56	502	9.0	25	3	2	29	14.5	27	0	531	
POSTSEASON															
2017	LA Rams	1	0	0	0	-	-	0	0	0	-	-	0	0	
Totals		1	0	0	0	-	-	0	0	0	-	-	0	0	

DEREK CARRIER GAME-BY-GAME

2019, OAKLAND (7-9)

Date	Opp.	W/L	GP/GS	RECEIVING					TD
				Rec.	Yds.	Avg.	Lg.	TD	
9/9	Den.	W	1/0	0	0	-	-	0	
9/15	KC	L	1/1	3	33	11.0	25	0	
9/22	at Min.	L	1/0	0	0	-	-	0	
9/29	at Ind.	W	1/0	0	0	-	-	0	
10/6	Chi.	W	1/0	2	22	11.0	20	0	
10/20	at GB	L	1/1	2	22	11.0	17	0	
10/27	at Hou.	L	1/1	0	0	-	-	0	
11/3	Det.	W	1/1	0	0	-	-	0	
11/7	LAC	W	1/0	0	0	-	-	0	
11/17	Cin.	W	1/0	0	0	-	-	0	
11/24	at NYJ	L	1/0	0	0	-	-	0	
12/1	at KC	L	1/0	2	10	5.0	6	1	
12/8	Ten.	L	1/0	0	0	-	-	0	
12/15	Jac.	L	1/0	1	5	5.0	5	0	
12/22	at LAC	W	1/0	2	12	6.0	6	0	
12/29	at Den.	L	1/0	1	4	4.0	4	0	
Totals			16/4	13	108	8.3	25	1	

2018, OAKLAND (4-12)

Date	Opp.	W/L	GP/GS	RECEIVING					TD
				Rec.	Yds.	Avg.	Lg.	TD	
9/10	LAR	L	1/1	2	20	10.0	12	0	
9/16	at Den.	L	1/0	1	5	5.0	5	0	
9/23	at Mia.	L	1/0	0	0	-	-	0	
9/30	Cle.	W	1/0	0	0	-	-	0	
10/7	at LAC	L	1/0	0	0	-	-	0	
10/14	Sea.	L	1/1	0	0	-	-	0	
10/28	Ind.	L	1/0	0	0	-	-	0	
11/1	at SF	L	1/0	1	8	8.0	8	0	
11/11	LAC	L	1/0	1	5	5.0	5	0	
11/18	at Ari.	W	1/0	0	0	-	-	0	
11/25	at Bal.	L	1/0	0	0	-	-	0	
12/2	KC	L	1/0	0	0	-	-	0	
12/9	Pit.	W	1/0	2	29	14.5	23	1	
12/16	at Cin.	L	1/0	0	0	-	-	0	
12/24	Den.	W	1/0	0	0	-	-	0	
12/30	at KC	L	1/0	0	0	-	-	0	
Totals			16/2	7	67	9.6	23	1	

2017, LOS ANGELES RAMS (11-5)

Date	Opp.	W/L	GP/GS	RECEIVING					TD
				Rec.	Yds.	Avg.	Lg.	TD	
9/10	Ind.	W	1/0	1	12	12.0	12	0	
9/17	Was.	L	1/0	1	9	9.0	9	0	
9/21	at SF	W	1/1	1	17	17.0	17	0	
10/1	at Dal.	W	1/1	0	0	-	-	0	
10/8	Sea.	L	1/0	0	0	-	-	0	
10/15	at Jac.	W	1/1	0	0	-	-	0	
10/22	Ari.	W	1/0	0	0	-	-	0	
11/5	at NYG	W	1/0	1	5	5.0	5	0	
11/12	Hou.	W	(INACTIVE - HAMSTRING)						
11/19	at Min.	L	(INACTIVE - HAMSTRING)						
11/26	NO	W	1/0	0	0	-	-	0	
12/3	at Ari.	W	1/0	1	14	14.0	14	0	
12/10	Phi.	L	1/0	0	0	-	-	0	
12/17	at Sea.	W	1/0	1	4	4.0	4	0	
12/24	at Ten.	W	1/0	0	0	-	-	0	
12/31	SF	L	1/0	2	10	5.0	7	0	
Totals			14/3	8	71	8.9	17	0	
POSTSEASON									
1/6/18	Atl.	L	1/0	0	0	-	-	0	

2016, WASHINGTON (8-7-1)

Date	Opp.	W/L	GP/GS	RECEIVING					TD
				Rec.	Yds.	Avg.	Lg.	TD	
9/12	Pit.	L	(RESERVE/PUP LIST - ACL/MCL)						
9/18	Dal.	L	(RESERVE/PUP LIST - ACL/MCL)						
9/25	at NYG	W	(RESERVE/PUP LIST - ACL/MCL)						
10/2	Cle.	W	(RESERVE/PUP LIST - ACL/MCL)						
10/9	at Bal.	W	(RESERVE/PUP LIST - ACL/MCL)						
10/16	Phi.	W	(RESERVE/PUP LIST - ACL/MCL)						
10/23	at Det.	L	(RESERVE/PUP LIST - ACL/MCL)						
10/30	at Cin.	T	(RESERVE/PUP LIST - ACL/MCL)						
11/13	Min.	W	1/0	0	0	-	-	0	
11/20	GB	W	1/0	0	0	-	-	0	
11/24	at Dal.	L	1/0	1	4	4.0	4	0	
12/4	at Ari.	L	1/0	1	6	6.0	6	0	
12/11	at Phi.	W	1/0	0	0	-	-	0	
12/19	Car.	L	1/0	0	0	-	-	0	
12/24	at Chi.	W	1/0	0	0	-	-	0	
1/1/17	NYG	L	1/0	0	0	-	-	0	
Totals			8/0	2	10	5.0	6	0	

CARRIER

DEREK CARRIER GAME-BY-GAME

2015, WASHINGTON (9-7)

Date	Opp.	W/L	GP/GS	RECEIVING					TD
				Rec.	Yds.	Avg.	Lg.	TD	
9/13	Mia.	L	1/1	2	8	4.0	9	0	
9/20	StL.	W	1/1	0	0	-	-	0	
9/24	at NYG	L	1/1	0	0	-	-	0	
10/4	Phi.	W	1/1	2	18	9.0	15	0	
10/11	at Atl.	L	1/1	2	27	13.5	20	1	
10/18	at NYJ	L	1/1	4	39	9.8	20	0	
10/25	TB	W	1/1	2	15	7.5	9	0	
11/8	at NE	L	1/1	0	0	-	-	0	
11/15	NO	W	1/1	1	14	14.0	14	0	
11/22	at Car.	L	1/1	2	7	3.5	5	0	
11/29	NYG	W	1/1	1	6	6.0	6	0	
12/7	Dal.	L	(INACTIVE - ANKLE)						
12/13	at Chi.	W	1/1	1	7	7.0	7	0	
12/20	Buf.	W	(RESERVE/INJURED LIST - ACL/MCL)						
12/26	at Phi.	W	(RESERVE/INJURED LIST - ACL/MCL)						
1/3/16	at Dal.	W	(RESERVE/INJURED LIST - ACL/MCL)						
Totals			12/12	17	141	8.3	20	1	

2014, SAN FRANCISCO (8-8)

Date	Opp.	W/L	GP/GS	RECEIVING					TD
				Rec.	Yds.	Avg.	Lg.	TD	
9/7	at Dal.	W	1/0	0	0	-	-	0	
9/14	Chi.	L	1/0	3	41	13.7	22	0	
9/21	at Ari.	L	1/1	1	23	23.0	23	0	
9/28	Phi.	W	1/0	1	10	10.0	10	0	
10/5	KC	W	1/0	2	16	8.0	10	0	
10/13	at StL.	W	1/0	0	0	-	-	0	
10/19	at Den.	L	1/0	1	9	9.0	9	0	
11/2	StL.	L	1/0	1	6	6.0	6	0	
11/9	at NO	W	1/0	0	0	-	-	0	
11/16	at NYG	W	1/0	0	0	-	-	0	
11/23	Was.	W	1/0	0	0	-	-	0	
11/27	Sea.	L	(PRACTICE SQUAD)						
12/7	at Oak.	L	(PRACTICE SQUAD)						
12/14	at Sea.	L	(PRACTICE SQUAD)						
12/20	SD	L	(PRACTICE SQUAD)						
12/28	Ari.	W	(PRACTICE SQUAD)						
Totals			11/1	9	105	11.7	23	0	

2013, SAN FRANCISCO (12-4)

Date	Opp.	W/L	GP/GS	RECEIVING					TD
				Rec.	Yds.	Avg.	Lg.	TD	
9/8	GB	W	(PRACTICE SQUAD)						
9/15	at Sea.	L	(PRACTICE SQUAD)						
9/22	Ind.	L	(PRACTICE SQUAD)						
9/26	at StL.	W	(PRACTICE SQUAD)						
10/6	Hou.	W	(PRACTICE SQUAD)						
10/13	Ari.	W	(PRACTICE SQUAD)						
10/20	at Ten.	W	(PRACTICE SQUAD)						
10/27	at Jac.	W	(PRACTICE SQUAD)						
11/10	Car.	L	(PRACTICE SQUAD)						
11/17	at NO	L	1/0	0	0	-	-	0	
11/25	at Was.	W	1/0	0	0	-	-	0	
12/1	StL.	W	1/0	0	0	-	-	0	
12/8	Sea.	W	1/0	0	0	-	-	0	
12/15	at TB	W	1/0	0	0	-	-	0	
12/23	Atl.	W	(PRACTICE SQUAD)						
12/29	at Ari.	W	(PRACTICE SQUAD)						
Totals			5/0	0	0	-	-	0	

6

AJ COLE

Position: **Punter**HT/WT: **6-4/220**Acquired: **FA-'19**Hometown: **College Park, Ga.**College: **North Carolina State**Born: **11/27/95**NFL Season: **2**Raiders Season: **2**

TRANSACTIONS: Signed by Oakland Raiders as an undrafted free agent, May 6, 2019.

2019: Played in all 16 games in his rookie season and set rookie club records in punting average (46.0), net average (39.4 avg.) and punts downed inside the 20-yard line (33)...Totaled 67 punts for 3,081 yards...Led the league from Weeks 11-17 with 18 punts downed inside the 20-yard line, while his 33 total for the year tied P Shane Lechler for third-most in franchise history and ranked fifth in the NFL this past season... Also booted a 74-yard punt, the third-longest punt in team history, sixth-longest by a rookie in NFL history and third-longest overall in 2019...**(9/9) vs. Den.:** Averaged 44.7 yards on three punts with a 52-yard long, placing one punt inside the 20-yard line in his NFL debut...**(9/15) vs. KC:** Totaled 264 yards on six punts for a 44-yard average and a long of 60 yards...**(9/22) at Min.:** Averaged a season-best 54.3 yards on four punts with a net average of 49.0 yards per punt...Tied a career-long with a 60-yarder, placing two punts inside the 20-yard line...**(9/29) at Ind.:** Punted five times for 253 yards (50.6 avg.) with a long of 59 yards, placing three punts inside the 20-yard line...**(10/6) vs. Chi.:** Averaged 42.5 yards on four punts, placing one punt inside the 20-yard line...**(10/20) at GB:** Punted two times for 106 yards (53.0 avg.) with a long of 59 yards, placing both punts inside the 20-yard line...**(10/27) at Hou.:** Punted six times for 292 yards (48.7 avg.) with a long of 57 yards, placing three punts inside the 20-yard line...**(11/3) vs. Det.:** Punted two times for 96 yards (48.0 avg.) with a long of 52 yards...**(11/7) vs. LAC:** Punted four times for 170 yards (42.5 avg.) with a long of 50 yards, placing one punt inside the 20-yard line...**(11/17) vs. Cin.:** Averaged 42.3 yards on five punts with a 50-yard long, placing one punt inside the 20-yard line...**(11/24) at NYJ:** Punted a career-high seven times for 315 yards (45.0 avg.) with a long of 57 yards, while placing four punts inside the 20-yard line...**(12/1) at KC:** Averaged 38.5 yards on two punts, placing one punt inside the 20-

AT A GLANCE

- Enters second season with the Raiders after a standout rookie campaign in which he set rookie club records in punting average (46.0), net average (39.4) and punts downed inside the 20-yard line (33).
- Booted a 74-yard punt in Week 16, the third-longest punt in team history and sixth-longest by a rookie in NFL history.
- Played in 52 career games and ranked second in North Carolina State program history in punting yards (9,288), third in punts (220) and had 89 career punts downed inside the 20-yard line.
- Ranks third in the program record book with a 42.2-yard punting average.
- As a senior, punted 49 times for 2,076 yards (42.4 avg.), marking fourth-straight year eclipsing the 2,000-yard mark.



yard line...**(12/8) vs. Ten.:** Totaled 221 yards on five punts for a 44.2 average, placing four punts inside the 20-yard line...**(12/15) vs. Jac.:** Punted four times for 167 yards (41.8 avg.) with a long of 52 yards, placing three punts inside the 20-yard line...**(12/22) at LAC:** Punted five times for 259 yards (51.8 avg.) with a long of 74 yards, placing three punts inside the 20-yard line...His 74-yard punt was the third-longest in the NFL this season and longest for Raiders players since Lechler's 76-yarder at KC on Dec. 24, 2011...**(12/29) at Den.:** Punted three times for 124 yards (41.3 avg.) with a long of 49 yards...Placed two punts inside the 20-yard line, tying Lechler for third-most punts inside the 20-yard line in a single season in franchise history (33).

COLLEGE: Four-year letterman at North Carolina State (2015-18), appearing in 52 career games... Finished collegiate career ranked second in program history in punting yards (9,288) and third in punts (220)...Also ranked third in the program record book with a 42.2-yard punting average...Had 89 career punts downed inside the 20-yard line...As a senior, punted 49 times for 2,076 yards (42.4 avg.), marking fourth-straight year eclipsing the 2,000-yard mark...Had 22 punts downed inside the 20-yard line...Semifinalist for the Wuerffel Trophy, presented annual to the player "who best combines exemplary community service with athletic and academic achievement"...As a junior, averaged 43.7 yards per punt, which ranked fifth in the ACC and marked the fifth-best single-season average in program history... Totaled 54 punts for 2,358 yards and set a career best by nothing 18 punts of 50-or-more yards...Had two punts of 60-plus yards...Named to the preseason watch list for the Ray Guy Award...Finalist for the

Wuerffel Trophy...Named to the Allstate AFCA Good Works Team...CoSIDA Academic All-District and Academic All-ACC selection...As a sophomore, punted 51 times for 2,104 yards (41.3 avg.)...As a freshman, set single-season personal standards in punts (66), yards (2,750), touchbacks (six), fair catches (25) and punts inside the 20-yard line (28)...Graduated with a degree in industrial engineering.

PERSONAL: Attended Woodward Academy in College Park, Ga. ...As a senior, averaged 40.1 yards per punt and converted 7-of-9 field goal attempts and 33-of-38 PAT attempts...Named to the Atlanta Journal-Constitution All-Metro Team...Also named all-region and second-team all-state...Ranked as the No. 13 punter in the nation by Kohl's Kicking, the No. 5 kicker and No. 70 player in Georgia by Rivals.com and the No. 19 kicker in the nation by ESPN.com...Helped team to a 9-3 record and a quarterfinal appearance in the Georgia 3A playoffs...Also played tight end and defensive end.

ADDITIONAL STATISTICS: Special teams tackles – 1 in 2019; NFL totals: 1.

SINGLE-GAME HIGHS: PUNTING: Punts – 7, 11/24/19 at NYJ. Gross average (min. four attempts) – 54.3, 9/22/19 at Min. Net average (min. four attempts) – 49.0, 9/22/19 at Min. Punts inside 20 – four, two times; last: 12/8/19 vs. Ten. Log – 74, 12/22/19 at LAC.

AJ COLE'S CAREER STATISTICS

Year	Team	GP	Punts	Yds.	Avg.	In 20	TB	Lg.	Net	Blk.	Ret.	Ret. Yds.
2019	Oakland	16	67	3,081	46.0	33	6	74	39.4	0	30	318
Totals		16	67	3,081	46.0	33	6	74	39.4	0	30	318

AJ COLE GAME-BY-GAME

2019, OAKLAND (7-9)

Date	Opp.	W/L	GP	Punts	Yds.	Avg.	In 20	TB	Lg.	Net	Blk.	Ret.	Ret.Yds.
9/9	Den.	W	1	3	134	44.7	1	1	52	38.0	0	0	0
9/15	KC	L	1	6	264	44.0	2	0	60	36.0	0	6	48
9/22	at Min.	L	1	4	217	54.3	2	0	60	49.0	0	3	21
9/29	at Ind.	W	1	5	253	50.6	3	0	59	43.6	0	3	35
10/6	Chi.	W	1	4	170	42.5	1	1	46	19.5	0	2	72
10/20	at GB	L	1	2	106	53.0	2	0	59	53.0	0	0	0
10/27	at Hou.	L	1	6	292	48.7	3	0	57	43.3	0	4	32
11/3	Det.	W	1	2	96	48.0	0	0	52	48.0	0	0	0
11/7	LAC	W	1	4	170	42.5	1	0	50	37.8	0	3	19
11/17	Cin.	W	1	5	216	43.2	1	1	50	32.8	0	3	32
11/24	at NYJ	L	1	7	315	45.0	4	1	57	38.4	0	1	26
12/1	at KC	L	1	2	77	38.5	1	0	41	38.5	0	0	0
12/8	Ten.	L	1	5	221	44.2	4	1	55	40.2	0	0	0
12/15	Jac.	L	1	4	167	41.8	3	0	52	39.8	0	1	8
12/22	at LAC	W	1	5	259	51.8	3	1	74	43.6	0	3	21
12/30	at Den.	L	1	3	124	41.3	2	0	49	40.0	0	1	4
Totals			16	67	3,081	46.0	33	6	74	39.4	0	30	318

97 MALIEK COLLINS

Position: **Defensive Tackle**
HT/WT: **6-2/310**
Acquired: **UFA-'20 (Dal.)**
Hometown: **Kansas City, Mo.**
College: **Nebraska**

Born: **04/08/95**
NFL Season: **5**
Raiders Season: **1**



TRANSACTIONS: Selected by Dallas Cowboys in the third round (67th overall) of the 2016 NFL Draft, April 29, 2016...Signed by Las Vegas Raiders as an unrestricted free agent, March 23, 2020.

CAREER: Enters his fifth NFL season and first with Raiders after spending his first four years (2016-19) in the NFL with the Dallas Cowboys...Started 16 games in 2019 and totaled 19 tackles, four sacks and one fumble recovery...In 2018, appeared in 13 games with nine starts, posting 18 tackles, three sacks, one pass defended and one fumble recovery...Started all 16 games in 2017 and finished with 19 tackles, 2.5 sacks and two fumble recoveries...As a rookie, played in all 16 games with 14 starts, recording a career-high 33 tackles to go along with a career-high five sacks... Career totals include 61 games played with 55 starts, 89 tackles (58 solo), 14.5 sacks, one pass defended, one forced fumble and five fumble recoveries.

2019 (with Dal.): Started all 16 games and recorded 19 tackles (13 solo), four sacks and one fumble recovery...**(9/8) vs. NYG:** Started and posted one tackle...**(9/15) at Was.:** Recorded one tackle for loss...**(9/22) vs. Min.:** Started and registered his first sack of the season, taking down QB Kirk Cousins for a loss of eight yards...**(9/29) at NO:** Recorded a sack in consecutive games, taking down QB Teddy Bridgewater for a loss of nine yards...**(10/6) vs. GB:** Started and posted one tackle...**(10/20) vs. Phi.:** Talled a season-high six tackles and added one fumble recovery...**(11/17) at Det.:** Logged two tackles...**(11/24) at NE:** Registered a sack by taking down QB Tom Brady for a loss of six yards...**(12/5) at Chi.:** Notched two tackles...**(12/22) at Phi.:** Started and posted one tackle.

2018 (with Dal.): Appeared in 13 games with nine starts, totaling 18 tackles (11 solo), three sacks, one pass defended and one fumble recovery...Was inactive Weeks 3-5...**(9/9) at Car.:** Recorded one sack in the season opener...**(9/16) vs. NYG:** Posted one tackle...**(10/14) vs. Jac.:** Returned to action after missing three games due to a knee injury...Registered his second sack of the season...**(10/21) at Was.:** Recorded one tackle...**(11/5) vs. Ten.:** Made his first start of the season and recorded a season-high five tackles, including one for loss...**(11/11) at Phi.:** Started at defensive tackle...**(11/18) at Atl.:** Logged two tackles, including one for loss...Recorded his first career pass defended...**(11/22) vs. Was.:** Started and posted one tackle for loss...**(11/29) vs. NO:** Notched one tackle...**(12/9) vs. Phi.:** Posted one tackle for loss...**(12/16) at Ind.:** Started at defensive tackle...**(12/23) vs. TB:** Recorded two tackles and one sack...**(12/30) at NYG:** Posted two tackles.

2017 (with Dal.): Started all 16 games for the first time in his career, totaling 19 tackles (13 solo), three tackles for loss, 2.5 sacks and two fumble recoveries...**(9/10) vs. NYG:** Started the season opener and recorded one tackle and a half-sack...**(9/17) at Den.:** Talled two tackles and one fumble recovery...**(9/25) at Ari.:** Recorded his second career multi-sack game with two, adding five tackles...**(10/1) vs. LAR:** Posted one tackle for loss...**(10/8) vs. GB:** Started and notched one tackle...**(10/22) at SF:** Logged three tackles (two)...**(10/29) at Was.:** Started and posted one tackle...**(11/23) vs. LAC:** Recorded two tackles...**(11/30) vs. Was.:** Recorded one fumble recovery...**(12/17) at Oak.:** Posted one tackle for loss...**(12/24) vs. Sea.:** Tied a season-high with three tackles, including one for loss...**(12/31) at Phi.:** Started and posted one tackle.

2016 (with Dal.): Played in 16 games and made 14 starts...Finished second on the team with a career-high five sacks, while adding a career-high 33 tackles (21 solo)...**(9/11) vs. NYG:** Made his NFL debut and posted one tackle...**(9/25) vs. Chi.:** Made his first career start at defensive tackle and recorded one tackle for loss...**(11/6) at Cle.:** Registered his first career multi-sack game with two, becoming the first Cowboys rookie with multiple sacks in a game since 2013...**(12/26) vs. Det.:** Recorded one sack...**Postseason: (1/15/17) vs. GB:** Made his postseason debut and notched one tackle.

COLLEGE: Played three seasons at Nebraska, appearing in 38 contests and making 26 starts, totaling 86 tackles, 21.5 tackles for loss, eight sacks, one pass defended and one forced fumble...Named a two-time second-team All-Big Ten selection from 2014-15...Played in 13 games with 12 starts as a junior in 2015, totaling 29 tackles, seven tackles for loss and 2.5 sacks...As a sophomore in 2014, started 13 games and led the Cornhuskers in tackles for loss with 14, while ranking second on the team with 4.5 sacks while also adding 45 tackles...Appeared in 12 games with one start as a freshman and recorded 12 tackles.

PERSONAL: Attended Kansas City (Mo.) Center High School, where he led the team to a 10-4 record and an appearance in the quarterfinals of the Missouri Class 3A state playoffs as a senior...Recorded 102 tackles, 43 tackles for loss, 15 sacks, five forced fumbles and three forced fumbles...As a junior, earned first team all-conference honors as both an offensive and defensive lineman...Also lettered in wrestling and won the Missouri Class 2A state championship with a 48-0 record.

SINGLE-GAME HIGHS: TACKLES: Total - 5, three times, last; 10/20/19 vs. Phi. Solo - 4, 9/25/17 at Ari. Sacks - 2, two times; last: 9/25/17 at Ari. Forced fumbles - 1, 12/18/16 vs. TB. Fumble recoveries - 1, five times; last: 10/20/19 vs. Phi. Passes defended - 1, 11/18/18 at Atl.

AT A GLANCE

- Enters first season with the Silver and Black after spending the first four seasons (2016-19) with the Dallas Cowboys.
- Career totals include 61 games played with 55 starts, 89 tackles (58 solo), 14.5 sacks, one pass defended, one forced fumble and five fumble recoveries.
- Started all 16 games at defensive tackle for the first time in his career in 2017, posting 19 tackles, 2.5 sacks and two fumble recoveries.
- Registered career highs in tackles (33) and sacks (five) as a rookie in 2016.
- Played three seasons at Nebraska (2013-15) and was named a two-time second-team All-Big Ten selection (2014-15).

COLLINS

MALIEK COLLINS' CAREER STATISTICS

Year	Team	GP	GS	TACKLES					INTERCEPTIONS					FUMBLES			
				Total	Solo	Asst.	Sacks	Yds.	No.	Yds.	Lg.	TD	PD	FF	FR	Yds.	
2016	Dallas	16	14	33	21	12	5.0	36.0	0	0	-	0	0	0	1	1	0
2017	Dallas	16	16	19	13	6	2.5	15.0	0	0	-	0	0	0	0	2	6
2018	Dallas	13	9	18	11	7	3.0	24.0	0	0	-	0	1	0	1	0	
2019	Dallas	16	16	19	13	6	4.0	32.0	0	0	-	0	0	0	1	0	
Totals		61	55	89	58	31	14.5	107.0	0	0	-	0	1	1	5	6	
POSTSEASON																	
2016	Dallas	1	1	0	0	0	0.0	0.0	0	0	-	0	0	0	0	0	0
2018	Dallas	2	2	6	5	1	1.0	7.0	0	0	-	0	0	0	0	0	0
Totals		3	3	6	5	1	1.0	7.0	0	0	-	0	0	0	0	0	0

MALIEK COLLINS GAME-BY-GAME

2019, DALLAS (8-8)

Date	Opp.	W/L	GP/GS	TACKLES					INTERCEPTIONS					FUMBLES			
				Total	Solo	Asst.	Sacks	Yds.	No.	Yds.	Lg.	TD	PD	FF	FR	Yds.	
9/8	NYG	W	1/1	1	0	1	0.0	0.0	0	0	-	0	0	0	0	0	0
9/15	at Was.	W	1/1	1	1	0	0.0	0.0	0	0	-	0	0	0	0	0	0
9/22	Mia.	W	1/1	1	1	0	1.0	8.0	0	0	-	0	0	0	0	0	0
9/29	at NO	L	1/1	1	1	0	1.0	9.0	0	0	-	0	0	0	0	0	0
10/6	GB	L	1/1	1	1	0	0.0	0.0	0	0	-	0	0	0	0	0	0
10/13	at NYJ	L	1/1	0	0	0	0.0	0.0	0	0	-	0	0	0	0	0	0
10/20	Phi.	W	1/1	6	4	2	0.0	0.0	0	0	-	0	0	0	1	0	
11/4	at NYG	W	1/1	1	0	1	1.0	9.0	0	0	-	0	0	0	0	0	0
11/10	Min.	L	1/1	1	0	1	0.0	0.0	0	0	-	0	0	0	0	0	0
11/17	at Det.	W	1/1	2	2	0	0.0	0.0	0	0	-	0	0	0	0	0	0
11/24	at NE	L	1/1	1	1	0	1.0	6.0	0	0	-	0	0	0	0	0	0
11/28	Buf.	L	1/1	0	0	0	0.0	0.0	0	0	-	0	0	0	0	0	0
12/5	at Chi.	L	1/1	2	1	1	0.0	0.0	0	0	-	0	0	0	0	0	0
12/15	LAR	W	1/1	0	0	0	0.0	0.0	0	0	-	0	0	0	0	0	0
12/22	at Phi.	L	1/1	1	1	0	0.0	0.0	0	0	-	0	0	0	0	0	0
12/29	Was.	W	1/1	0	0	0	0.0	0.0	0	0	-	0	0	0	0	0	0
Totals			16/16	19	13	6	4.0	32.0	0	0	-	0	0	0	1	0	0

2018, DALLAS (10-6)

Date	Opp.	W/L	GP/GS	TACKLES					INTERCEPTIONS					FUMBLES			
				Total	Solo	Asst.	Sacks	Yds.	No.	Yds.	Lg.	TD	PD	FF	FR	Yds.	
9/9	at Car.	L	1/0	1	1	0	1.0	8.0	0	0	-	0	0	0	0	0	0
9/16	NYG	W	1/0	1	0	1	0.0	0.0	0	0	-	0	0	0	0	0	0
9/23	at Sea.	L		(INACTIVE)													
9/30	Det.	W		(INACTIVE)													
10/7	at Hou.	L		(INACTIVE)													
10/14	Jac.	W	1/0	1	0	1	1.0	8.0	0	0	-	0	0	0	0	0	0
10/21	at Was.	L	1/0	1	0	1	0.0	0.0	0	0	-	0	0	0	0	0	0
11/5	Ten.	L	1/1	6	5	1	0.0	0.0	0	0	-	0	0	0	0	0	0
11/11	at Phi.	W	1/1	0	0	0	0.0	0.0	0	0	-	0	0	0	0	0	0
11/18	at Atl.	W	1/1	2	0	2	0.0	0.0	0	0	-	0	1	0	0	0	0
11/22	Was.	W	1/1	0	0	0	0.0	0.0	0	0	-	0	0	0	0	0	0
11/29	NO	W	1/1	1	1	0	0.0	0.0	0	0	-	0	0	0	0	0	0
12/9	Phi	W	1/1	1	1	0	0.0	0.0	0	0	-	0	0	0	1	0	0
12/16	at Ind.	L	1/1	0	0	0	0.0	0.0	0	0	-	0	0	0	0	0	0
12/23	TB	W	1/1	2	2	0	1.0	8.0	0	0	-	0	0	0	0	0	0
12/30	at NYG	W	1/1	2	1	1	0.0	0.0	0	0	-	0	0	0	0	0	0
Totals			13/9	18	11	7	3.0	24.0	0	0	-	0	1	0	1	0	0
POSTSEASON																	
1/5/19	Sea.	W	1/1	3	2	1	1.0	7.0	0	0	-	0	0	0	0	0	0
1/12/19	at LAR	L	1/1	3	3	0	0.0	0.0	0	0	-	0	0	0	0	0	0
Totals			2/2	6	5	1	1.0	7.0	0	0	-	0	0	0	0	0	0

**MALIEK COLLINS GAME-BY-GAME
2017, DALLAS (9-7)**

Date	Opp.	W/L	GP/GS	TACKLES					INTERCEPTIONS					FUMBLES			
				Total	Solo	Asst.	Sacks	Yds.	No.	Yds.	Lg.	TD	PD	FF	FR	Yds.	
9/10	NYG	W	1/1	1	0	1	0.5	3.0	0	0	-	0	0	0	0	0	0
9/17	at Den.	L	1/1	2	2	0	0.0	0.0	0	0	-	0	0	0	1	6	
9/25	at Ari.	W	1/1	3	2	1	2.0	12.0	0	0	-	0	0	0	0	0	
10/1	LAR	L	1/1	1	1	0	0.0	0.0	0	0	-	0	0	0	0	0	
10/8	GB	L	1/1	1	1	0	0.0	0.0	0	0	-	0	0	0	0	0	
10/22	at SF	W	1/1	3	2	1	0.0	0.0	0	0	-	0	0	0	0	0	
10/29	at Was.	W	1/1	1	0	1	0.0	0.0	0	0	-	0	0	0	0	0	
11/5	KC	W	1/1	0	0	0	0.0	0.0	0	0	-	0	0	0	0	0	
11/12	at Atl.	L	1/1	0	0	0	0.0	0.0	0	0	-	0	0	0	0	0	
11/19	Phi.	L	1/1	0	0	0	0.0	0.0	0	0	-	0	0	0	0	0	
11/23	LAC	L	1/1	2	1	1	0.0	0.0	0	0	-	0	0	0	0	0	
11/30	Was.	W	1/1	0	0	0	0.0	0.0	0	0	-	0	0	0	1	0	
12/10	at NYG	W	1/1	0	0	0	0.0	0.0	0	0	-	0	0	0	0	0	
12/17	at Dak.	W	1/1	1	1	0	0.0	0.0	0	0	-	0	0	0	0	0	
12/24	Sea.	L	1/1	3	3	0	0.0	0.0	0	0	-	0	0	0	0	0	
12/31	at Phi.	W	1/1	1	0	1	0.0	0.0	0	0	-	0	0	0	0	0	
Totals			16/16	19	13	6	2.5	15.0	0	0	-	0	0	0	2	6	

2016, DALLAS (13-3)

Date	Opp.	W/L	GP/GS	TACKLES					INTERCEPTIONS					FUMBLES		
				Total	Solo	Asst.	Sacks	Yds.	No.	Yds.	Lg.	TD	PD	FF	FR	Yds.
9/11	NYG	L	1/0	1	0	1	0.0	0.0	0	0	-	0	0	0	0	0
9/18	at Was.	W	1/0	1	1	0	0.0	0.0	0	0	-	0	0	0	0	0
9/25	Chi.	W	1/1	1	1	0	0.0	0.0	0	0	-	0	0	0	0	0
10/2	at SF	W	1/1	2	1	1	0.0	0.0	0	0	-	0	0	0	0	0
10/9	Cin.	W	1/1	2	1	1	0.0	0.0	0	0	-	0	0	0	0	0
10/16	at GB	W	1/1	2	2	0	0.0	0.0	0	0	-	0	0	0	0	0
10/30	Phi.	W	1/1	2	1	1	0.0	0.0	0	0	-	0	0	0	0	0
11/6	at Cle.	W	1/1	3	3	0	2.0	16.0	0	0	-	0	0	0	0	0
11/13	at Pit.	W	1/1	2	1	1	0.0	0.0	0	0	-	0	0	0	0	0
11/20	Bal.	W	1/1	2	2	0	0.0	0.0	0	0	-	0	0	0	0	0
11/24	Was.	W	1/1	3	2	1	0.0	0.0	0	0	-	0	0	0	0	0
12/1	at Min.	W	1/1	3	1	2	1.0	7.0	0	0	-	0	0	0	0	0
12/11	at NYG	L	1/1	3	2	1	0.0	0.0	0	0	-	0	0	0	0	0
12/18	TB	W	1/1	2	1	1	1.0	2.0	0	0	-	0	0	1	1	0
12/26	Det.	W	1/1	1	1	0	1.0	11.0	0	0	-	0	0	0	0	0
1/1/17	at Phi.	L	1/1	3	1	2	0.0	0.0	0	0	-	0	0	0	0	0
Totals			16/14	33	21	12	5.0	36.0	0	0	-	0	0	1	1	0
POSTSEASON																
1/15/17	GB	L	1/1	0	0	0	0.0	0.0	0	0	-	0	0	0	0	0

67 LESTER COTTON SR.

Position: **Guard**
HT/WT: **6-4/335**

Acquired: **FA-'19**


Hometown: **Tuscaloosa, Ala.**

College: **Alabama**

Born: **02/20/96**

NFL Season: **1**

Raiders Season: **1**



TRANSACTIONS: Signed by Oakland Raiders as an undrafted free agent, May 2, 2019.

2019: Spent the first 13-of-14 games on the team's practice squad, appearing in one contest...**(10/6) vs. Chi.:** Active but did not play...**(12/22) at LAC:** Appeared exclusively on special teams...**(12/29) at Den.:** Active but did not play.

COLLEGE: Played four years at Alabama and started 28 games, including 10 at left guard and 18 at right guard...As a senior, moved to left guard and started 10 games...Helped the offense rank No. 3 in the nation in scoring (45.6 avg.) and No. 6 in total offense (522.0 avg.)...Part of an offensive line that ranked No. 8 in the nation and first in the SEC by allowing just 1.0 sack per game...As a junior, started 13 games at right guard...Part of an offensive line that was a finalist for the Joe Moore Award...Part of an offense that ranked No. 2 in the SEC in scoring (37.1 avg.) and fourth in the conference in total offense (444.1 avg.)...As a sophomore, played in 15 games with two starts at left guard and three starts at right guard...Blocked for nine different 100-yard individual rushing games, including four from RB Damien Harris...As a freshman, played in four games as a reserve tackle.

PERSONAL: Attended Tuscaloosa (Ala.) Central High School...As a senior, named to the Parade All-American Team...Played in the Under Armour All-American Bowl...Ranked No. 3 guard in the nation by Rivals.com and the No. 3 guard in the nation by Scout.com...Named AL.com Super All-State...Selected first-team 5A all-state by the Alabama Sports Writers Association and the ASWA 5A Lineman of the Year...Participated in the 2014 Alabama-Mississippi All-Star Game.

AT A GLANCE

- Made his NFL debut in Week 16 after spending the first 13 weeks of the season on the Silver and Black's practice squad.
- Played four years at Alabama, starting 28 games including 10 at left guard and 18 at right guard.
- As a senior, helped the offense rank No. 3 in the nation in scoring (45.6 avg.) and No. 6 in total offense (522.0 avg.).
- Helped pave the way for current Raider and 2019 first-round NFL Draft pick RB Josh Jacobs at Alabama.

LESTER COTTON SR.'S GAMES PLAYED/STARTED

Year	Team	GP	GS
2019	Oakland	1	0
Totals		1	0

98

MAXX CROSBY

Position: **Defensive End**HT/WT: **6-5/255**Acquired: **D4a-'19**Hometown: **Colleyville, Texas**College: **Eastern Michigan**Born: **08/22/97**NFL Season: **2**Raiders Season: **2**

TRANSACTIONS: Selected by Oakland Raiders in the fourth round (106th overall) of the 2019 NFL Draft, April 27, 2019.

2019: Relentless defensive end who appeared in all 16 contests and made 10 starts in his rookie campaign...Tallied 46 tackles (35 solo), including 16 tackles for loss, 10 sacks, four forced fumbles and four passes defended...Finished second in the NFL among rookies with 10 sacks...Became only the second player in franchise history to record double-digit sacks as a rookie...Earned AFC Defensive Player of the Week honors in Week 11 after recording a Raiders rookie record four sacks, a mark that is tied for second-most in NFL history among rookie single-game sack leaders...Became only the fifth rookie since 2000 to record double-digit sacks and at least four forced fumbles in their rookie season...Is just the second Raider in franchise history to record at least 10 sacks and 15 tackles for loss in a single season...Just the fifth player drafted in the third round or later to record double-digit sacks as a rookie since sacks became an official stat in 1982...**(9/9) vs. Den.:** Made his NFL debut and recorded five tackles (two) as a rotational player on the defensive line...Also appeared on special teams...**(9/15) vs. KC:** Saw action on both defense and special teams, recording two tackles (one)...**(9/22) at Min.:** Appeared primarily on special teams and recorded one stop...**(9/29) at Ind.:** Recorded his first career forced fumble, which was recovered by S Karl Joseph...Also added two tackles and a career-high two passes defended...**(10/6) vs. Chi.:** Made his first career NFL start at defensive end and recorded his first career sack by taking down QB Chase Daniel for a loss of five yards...**(10/20) at GB:** Recorded his second sack of the season, taking down QB Aaron Rodgers for a loss of eight...Recorded a sack in back-to-back weeks for the first time in his career...**(10/27) at Hou.:** Finished with a career-high six tackles, including two for a loss, and one forced fumble...**(11/3) vs. Det.:** Started his second contest of the season and recorded two tackles (one)...**(11/7) vs. LAC:** Started consecutive contests for the first time in his career and finished with three tackles (one), a half-sack and one pass defended...Combined with DE Clelin Ferrell to take down QB Phillip Rivers for a loss of eight yards on the Chargers' opening possession...**(11/17) vs. Cin.:** Recorded his first career multi-sack game with 4.0 sacks, tied for the second-most sacks in NFL history by a rookie in a single game and the most by a rookie in a single game on the season...Surpassed DE Greg Townsend's franchise rookie record of 3.0 sacks in a single contest...Finished with five tackles (four), a career-high four sacks and one forced fumble...Became the second

AT A GLANCE

- As a rookie, appeared in all 16 contests and made 10 starts, recording 46 tackles (35 solo), 10 sacks, four passes defended and four forced fumbles.
- Finished second in the Associated Press Defensive Rookie of the Year voting after ranking second among all rookies with 10 sacks in 2019.
- Became the second rookie in franchise history to record double-digit sacks in a season, while becoming just the fourth rookie defender in the NFL since 2000 to log double-digit sacks and at least four forced fumbles.
- Appeared in 37 contests during his career at Eastern Michigan, compiling 162 tackles (73), including 41 for loss, 20 sacks, one INT returned for a TD, four passes defended, eight forced fumbles and four fumble recoveries, including one returned for a TD.
- Ended his career at EMU ranking second in school history in both tackles for loss (41) and sacks (20).
- Joined Ron Johnson and Lionel Dalton as the only defensive players in school history to earn consecutive first-team All-MAC honors in their career.



rookie in franchise history to earn AFC Defensive Player of the Week honors...**(11/24) at NYJ:** Recorded a sack of QB Sam Darnold...Finished with four tackles (three), including two for a loss, and one sack...**(12/1) at KC:** Registered five tackles (four), including two for loss...**(12/8) vs. Ten.:** Recorded two tackles, including one for loss...**(12/15) vs. Jac.:** Recorded a sack by taking down QB Gardner Minshew for a loss of four yards...**(12/22) at LAC:** Notched two tackles, including one for loss...**(12/29) at Den.:** Finished with five tackles (four), 1.5 sacks, one pass defended and one forced fumble...Combined with DT Johnathan Hankins to take down QB Drew Lock for a loss of nine yards...Recorded a strip-sack of QB Drew Lock...Surpassed LB Aaron Wallace for second-most sacks (10) by a rookie in franchise history...Became the first rookie since DE Joey Bosa (2016) with 10-plus sacks and 15-plus tackles for loss (16) in a single season.

COLLEGE: Two-year starter at Eastern Michigan who spent four years (2015-18) with the Eagles and appeared in 37 contests total with 24 starts...Recorded 162 tackles (73 solo), including 41 for loss, 20 sacks, one INT returned for a TD, four passes defended, eight forced fumbles and four fumble recoveries, including one returned for a TD...Finished his career ranking second in school history in both tackles for loss and sacks...Became just the third defensive player in school history to earn All-MAC First Team honors in consecu-

CROSBY

tive seasons (2017-18)...Just the fourth Eagle in school history to collect multiple first-team All-MAC selections in their career... In 2018, started all 12 games for the Eagles, compiling 70 tackles (31), including 19 for loss, 7.5 sacks, one INT returned for a TD, three passes defended, four forced fumbles and one fumble recovery...Ranked 10th in the nation in forced fumbles per game (.33) and seventh in tackles for loss per game (1.6), while his .68 sacks per game ranked fifth in the MAC...In 2017, earned his first All-MAC First Team selection and was named EMU's Team MVP, the John E. Borowiec Most Valuable Defensive Player and took home the Harold E. Sponberg Down Lineman Award...Started all 12 games for the first time in his collegiate career and led the Eagles with 11 sacks on the campaign, adding 57 total stops, including 16.5 for loss, one pass defended, four forced fumbles, two fumbles recoveries with one returned for a TD...In 2016, saw his first action with the Eagles, appearing in all 13 contests as a rotational player on the defensive line...Totaled 35 stops on the year, including 5.5 for loss, 1.5 sacks and one fumble recovery... Redshirted as a freshman in 2015 and earned Defensive Scout Team Player of the Year honors.

PERSONAL: Attended Heritage (Texas) High School...Ranked as a two-star recruit by 247Sports and Scout.com...Named All-Area and All-District his senior year in 2014 after posting 62 tackles, including 12 for loss, six sacks, five passes defended, two forced fumbles, two fumble recoveries and one blocked punt...Named second-team All-District as a junior in 2013...Also played varsity basketball...Earned his degree in communications.

ADDITIONAL STATISTICS: Special teams tackles – 1 in 2019.

SINGLE-GAME HIGHS: TACKLES: Total – 6, 10/27/19 at Hou. Solo – 6, 10/27/19 at Hou. Sacks – 4, 11/17/19 vs. Cin. Forced fumbles – 1, four times; last: 12/29/19 at Den. Passes defended – 2, 9/29/19 at Ind.

MAXX CROSBY'S CAREER STATISTICS

Year	Team	GP	GS	TACKLES					INTERCEPTIONS					FUMBLES		
				Total	Solo	Asst.	Sacks	Yds.	No.	Yds.	Lg.	TD	PD	FF	FR	Yds.
2019	Oakland	16	10	46	35	11	10.0	69.5	0	0	-	0	4	4	0	0
Totals		16	10	46	35	11	10.0	69.5	0	0	-	0	4	4	0	0

MAXX CROSBY GAME-BY-GAME

2019, OAKLAND (7-9)

Date	Opp.	W/L	GP/GS	TACKLES					INTERCEPTIONS					FUMBLES		
				Total	Solo	Asst.	Sacks	Yds.	No.	Yds.	Lg.	TD	PD	FF	FR	Yds.
9/9	Den.	W	1/0	5	2	3	0.0	0.0	0	0	-	0	0	0	0	0
9/15	KC	L	1/0	2	1	1	0.0	0.0	0	0	-	0	0	0	0	0
9/22	at Min.	L	1/0	0	0	0	0.0	0.0	0	0	-	0	0	0	0	0
9/29	at Ind.	W	1/0	2	2	0	0.0	0.0	0	0	-	0	2	1	0	0
10/6	Chi.	W	1/1	1	1	0	1.0	5.0	0	0	-	0	0	0	0	0
10/20	at GB	L	1/0	1	1	0	1.0	8.0	0	0	-	0	0	0	0	0
10/27	at Hou.	L	1/0	6	6	0	0.0	0.0	0	0	-	0	0	1	0	0
11/3	Det.	W	1/1	2	1	1	0.0	0.0	0	0	-	0	0	0	0	0
11/7	LAC	W	1/1	3	1	2	0.5	4.0	0	0	-	0	1	0	0	0
11/17	Cin.	W	1/1	5	4	1	4.0	42.0	0	0	-	0	0	1	0	0
11/24	at NYJ	L	1/1	4	3	1	1.0	2.0	0	0	-	0	0	0	0	0
12/1	at KC	L	1/1	5	4	1	0.0	0.0	0	0	-	0	0	0	0	0
12/8	Ten.	L	1/1	2	2	0	0.0	0.0	0	0	-	0	0	0	0	0
12/15	Jac.	L	1/1	1	1	0	1.0	4.0	0	0	-	0	0	0	0	0
12/22	at LAC	W	1/1	2	2	0	0.0	0.0	0	0	-	0	0	0	0	0
12/30	at Den.	L	1/1	5	4	1	1.5	4.5	0	0	-	0	1	1	0	0
Totals			16/10	46	35	11	10.0	69.5	0	0	-	0	4	4	0	0

65 JORDAN DEVEY

Position: **Offensive Line**

HT/WT: **6-6/320**

Acquired: **UFA-'19 (KC)**


Hometown: **American Fork, Utah**

College: **Memphis**

Born: **01/11/88**

NFL Season: **7**

Raiders Season: **2**



TRANSACTIONS: Signed by Baltimore Ravens as an undrafted free agent, May 3, 2013...Waived by Ravens, Aug. 30, 2013...Signed by Ravens to practice squad, Sept. 1, 2013...Waived by Ravens, Sept. 2, 2013...Signed by New England Patriots to practice squad, Sept. 3, 2013...Re-signed by Patriots, Jan. 20, 2014...Acquired via trade by San Francisco 49ers from Patriots, Aug. 8, 2015...Re-signed by 49ers, Apr. 4, 2016...Waived by 49ers, May 6, 2016...Claimed via waivers by Kansas City Chiefs, May 9, 2016...Waived by Chiefs, Sept. 4, 2016...Signed by Chiefs to practice squad, Sept. 6, 2016...Re-signed by Chiefs to active roster, Sept. 16, 2016...Waived by Chiefs, Nov. 5, 2016...Signed by Chiefs to practice squad, Nov. 7, 2016...Re-signed by Chiefs, Jan. 17, 2017...Waived by Chiefs, Sept. 7, 2017...Re-signed by Chiefs to active roster, Sept. 9, 2017...Re-signed by Chiefs, March 16, 2018...Signed by Oakland Raiders as an unrestricted free agent, March 21, 2019...Re-signed by Raiders, April 2, 2020.

CAREER: Versatile offensive lineman enters his seventh season in the NFL and second with the Raiders...Career totals include 43 games played with 21 starts...Started four games in his first season with the Silver and Black before being placed on the Reserve/Injured List on Oct. 5...Spent three seasons (2016-18) as a member of the Kansas City Chiefs, appearing in 17 games with four starts...In his lone season in San Francisco, appeared in a career-high 15 games and made nine starts...Made his NFL debut with the Patriots in 2014, appearing in his first seven career games.

AT A GLANCE

- Has appeared in 43 games with 21 starts at both the guard and tackle positions during his six-year career.
- Prior to joining the Raiders, had stints with the Kansas City Chiefs (2016-18), San Francisco 49ers (2015) and New England Patriots (2013-14).
- Appeared in seven games with two starts for the Chiefs in 2018, as the offensive line helped the offense finish first in the NFL in total yards per game (425.6 avg.) and total net yards (6,810).
- Played two seasons at Memphis and started all 24 games during his career.

2019: Started four games in his first season with the Silver and Black before being placed on the Reserve/Injured List on Oct. 5...**(9/9) vs. Den.:** Started at left guard, helping the line post their first clean sheet of the season...For just the third time since the 1970 AFL-NFL Merger, the Raiders held their opponent to zero sacks in the season opener...Helped QB Derek Carr finish with an 84.6 completion percentage and a passer rating of 121.0, marking a career high in a season opener...**(9/15) vs. KC:** Part of an offensive line that paved the way for 129 yards on the ground...Protected Carr as he passed QB Ken Stabler to become the Raiders' all-time leader in passing yards with 19,196...**(9/22) at Min.:** Started at right guard in the contest...**(9/29) at Ind.:** Started at right guard on an offensive line that helped produce a season-high 188 yards on the ground, including a 60-yard rushing TD by WR Trevor Davis...Helped protect Carr, allowing just one sack, while he finished with a quarterback rating of 105.4.

2018 (with KC): Played in seven games with two starts, appearing primarily as a reserve lineman...Placed on the Reserve/Injured List on Oct. 23...**(9/9) at LAC:** Rotated in on the offensive line...**(9/16) at Pit.:** Appeared in a reserve role on offense, helping pave the way for QB Patrick Mahomes to pass for six TDs...**(9/23) vs SF:** Saw limited action on offense...**(10/1) at Den.:** Appeared in a reserve role and helped team record 121 yards rushing with one TD...**(10/7) vs Jac.:** Part of an offensive line that surrendered just one sack in the win while paving the way for 424 total yards of offense...**(10/14) at NE:** Started at guard for an offensive line that did not surrender a sack in the contest...Protected Mahomes to surpass 300-plus passing yards and helped the Chiefs offense produce two 100-yard receivers...**(10/21) vs. Cin.:** Started at guard and helped the offense compile 551 total yards, while paving the way for 198 yards on the ground.

2017 (with KC): Played in nine games making one start, rotating in on the offensive line...**(12/31) at Den.:** Started at guard and helped pave the way for 394 yards of total offense.

2016 (with KC): Started one game...Was inactive for five games before being placed on the practice squad for the remainder of the season...**(9/25) vs. NYJ:** Started in the contest and allowed QB Alex Smith to record 237 passing yards with one TD...Paved the way for RB Spencer Ware to record 20 carries for 75 yards.

2015 (with SF): Played in 15 games with nine starts...**(9/14) vs. Min.:** Started at right guard for an offensive line that helped pave the way for 230 yards on the ground...**(9/20) at Pit.:** Allowed QB Colin Kaepernick to surpass 300-plus passing yards for the fourth time in his career as he completed 33 passes, the most by a 49ers QB in a single game since 2004...Helped the run game total 100-plus yards...**(9/27) at Ari.:** Started at right guard and helped pave the way for 103 total



DEVEY

rushing yards...(10/4) vs. GB: Started in the contest and helped the team record 362 yards of total offense...(10/11) at NYG: Paved the way for RB Carlos Hyde to record 21 carries for 93 yards (4.6 avg.)...Helped the offense convert on 57.1 percent of their third downs (8-of-14), the highest single game third down percentage since Week 1 of 2014...(10/18) vs. Bal.: Allowed time for Kaepernick to throw for 340 yards and two TDs, his fifth career 300-yard game and second of the season...(10/22) vs. Sea.: Started at right guard and helped pave the way on 10-play, 76-yard drive that ended with a 35-yard FG by K Phil Dawson...(11/1) at StL.: Part of a group that allowed Kaepernick to throw for 162 yards, becoming the seventh QB in franchise history to pass for 10,000-or-more yards as a 49er...(11/8) vs. Atl.: Part of an offensive line that did not allow a sack on 25 attempts by QB Blaine Gabbert.

2014 (with NE): Appeared in his first seven career games, making four starts...Was inactive for nine games...(9/7) at Mia.: Made his NFL debut and first start at right guard in the season opener...(9/14) at Min.: Helped pave the way for RB Stevan Ridley to record 25 carries for 101 yards (4.0 avg.)...(9/21) vs. Oak.: Started in the contest and allowed QB Tom Brady to record 234 passing yards with one TD...(10/16) vs. NYJ: Made his first career start at left guard and allowed Brady to pass for 261 yards and three TDs.

2013 (with NE): Placed on the team's practice squad, Sept. 3, where he remained for the entire season after spending training camp with Baltimore.

COLLEGE: Spent two years at Memphis (2011-12), never missing a snap during his Tigers career...Participated in the East-West Shrine game in 2013...Named team MVP after his senior season in 2012...As a junior, started all 12 games...Played both guard and tackle...Named offensive player of the year in 2010 at Snow Junior College...Earned all-region and all-conference honors as a sophomore...Started every game at left tackle, helping an offense that averaged more than 40 points per game and finished ranked No. 7 in the nation...Transitioned to left tackle from left guard in 2010...Started every game at left guard his freshman season...Majored in accounting.

PERSONAL: Attended American Fork (Utah) High School...Did not play football in high school...Lettered in baseball and played tuba as a member of the school's band...Served a two-year LDS church mission after graduation.

ADDITIONAL STATISTICS: Miscellaneous tackles – 1 in 2014; NFL totals: 1.

JORDAN DEVEY'S GAMES PLAYED/STARTED

Year	Team	GP	GS
2013	New England	0	0
2014	New England	7	4
2015	San Francisco	15	9
2016	Kansas City	1	1
2017	Kansas City	9	1
2018	Kansas City	7	2
2019	Oakland	4	4
Totals		43	21
POSTSEASON			
2013	New England	0	0
2014	New England	0	0
2016	Kansas City	0	0
2017	Kansas City	1	0
2018	Kansas City	0	0
Totals		1	0

18 KEELAN DOSS

Position: **Wide Receiver**
 HT/WT: **6-3/215**
 Acquired: **FA-'20**
 Hometown: **Alameda, Calif.**
 College: **UC Davis**

Born: **03/21/96**
 NFL Season: **2**
 Raiders Season: **2**



TRANSACTIONS: Signed by Oakland Raiders as an undrafted free agent, May 2, 2019...Signed by Jacksonville Jaguars to practice squad, Sept. 2, 2019...Signed by Raiders, Sept. 9, 2019...Re-signed by Raiders as an exclusive rights free agent, May 6, 2020.

2019: Appeared in eight games with two starts in his rookie campaign, recording 11 receptions for 133 yards...**(9/15) vs. KC:** Made his NFL debut, seeing limited action on offense...**(9/22) at Min.:** Appeared in a limited role on offense...**(9/29) at Ind.:** Made his first career reception, a 14-yard gain in the fourth quarter...**(10/6) vs. Chi.:** Started and recorded two receptions for 11 yards...**(10/20) at GB:** Finished second on the team with three receptions for 54 yards, including a career-long 31-yard reception...**(12/1) at KC:** Started his second career game, recording one reception for 11 yards...**(12/8) vs. Ten.:** Recorded three receptions for 26 yards in the contest...**(12/15) vs. Jac.:** Recorded one reception for 17 yards.

AT A GLANCE

- Played in eight games with two starts, recording 11 receptions for 133 yards in his rookie campaign.
- Finished his collegiate career at UC Davis (2014-18) as the No. 1 all-time with 312 career receptions, 4,069 career receiving yards and 19 100-yard receiving games.
- As a senior, ranked third in the nation in receptions per game (9.1), fourth in receiving yards (1,334), 12th in receiving yards per game (102.6) and 26th in receiving TDs (nine), while also leading all Big Sky players in receptions per game and 100-yard receiving games (seven).
- In 2018, was a consensus All-American and All-Big Sky Conference First Team selection.

COLLEGE: Played four years at UC Davis, setting program records for career receptions (312), receiving yards (4,069) and 100-yard games (19)...Also recorded 28 receiving TDs, the most in program's Division I history...As a senior, played in 13 games and totaled 118 catches for 1,334 yards and nine TDs...Ranked No. 3 in the nation in receptions per game (9.1 avg.) and ranked No. 4 in the nation in receiving yards...Posted seven 100-yard receiving games...A consensus All-American for the second-straight year...Named All-Big Sky Conference First Team for second-straight year...Big Sky Preseason Offensive Player of the Year...Named to the watch list for the Walter Payton Award...Participant in the Reese's Senior Bowl, where he was coached by the Raiders staff on the North team...As a junior, played in 11 games and racked up 115 receptions for 1,499 yards with seven

TDs...Finalist for the Walter Payton Award...Consensus All-American selection...Named Big Sky Conference Offensive Player of the Year...An All-Big Sky First Team selection...Led the FCS level in receiving yards, yards per game (136.3 avg.) and receptions per game (10.5 avg.)...Set program records in receptions, receiving yards and 100-yard games (nine)...As a sophomore, played in 11 games and totaled 66 receptions for 911 yards and a career-best 10 TDs...Totalled 207 yards and matched a single-game program record with four TDs against Sacramento State...Redshirted the 2015 season...As a freshman, played in nine games with two starts...Finished second on the team with 325 receiving yards on 22 catches.

PERSONAL: Attended Alameda (Calif.) High School...As a senior, totaled 29 catches for 577 yards and nine TDs...Named team captain and All-West Alameda County Conference 12 First Team selection...Four-time Academic Honor Roll member and CIF North Coast Section Scholar-Athlete...Also lettered in basketball.

SINGLE-GAME HIGHS: RECEIVING: Receptions - 3, two times; last: 12/8/19 vs. Ten. Yards - 54, 10/20/19 at GB. Long - 31, 10/20/19 at GB.



KEELAN DOSS' CAREER STATISTICS

Year	Team	RECEIVING								RUSHING				TOTAL OFFENSE
		GP	GS	Rec.	Yds.	Avg.	Lg.	TD	Att.	Yds.	Avg.	Lg.	TD	
2019	Oakland	8	2	11	133	12.1	31	0	0	0	-	0	133	
Totals		8	2	11	133	12.1	31	0	0	0	-	0	133	

KEELAN DOSS GAME-BY-GAME

2019, OAKLAND (7-9)

Date	Opp.	W/L	GP/GS	RECEIVING					RUSHING					TOTAL OFFENSE	
				Rec.	Yds.	Avg.	Lg.	TD	Att.	Yds.	Avg.	Lg.	TD		
9/9	Den.	W													
9/15	KC	L	1/0	0	0	-	-	0	0	0	-	-	0	0	
9/22	at Min.	L	1/0	0	0	-	-	0	0	0	-	-	0	0	
9/29	at Ind.	W	1/0	1	14	14.0	14	0	0	0	-	-	0	14	
10/6	Chi.	W	1/1	2	11	5.5	7	0	0	0	-	-	0	11	
10/20	at GB	L	1/0	3	54	18.0	31	0	0	0	-	-	0	54	
10/27	at Hou.	L													
11/3	Det.	W													
11/7	LAC	W													
11/17	Cin.	W													
11/24	at NYJ	L													
12/1	at KC	L	1/1	1	11	11.0	11	0	0	0	-	-	0	11	
12/8	Ten.	L	1/0	3	26	8.7	12	0	0	0	-	-	0	26	
12/15	Jac.	L	1/0	1	17	17.0	17	0	0	0	-	-	0	17	
12/22	at LAC	W													
12/29	at Den.	L													
Totals			8/2	11	133	12.1	31	0	0	0	-	-	0	133	

UKEME ELIGWE

Position: **Linebacker**

HT/WT: **6-2/239**

Acquired: **FA-'19**

Hometown: **Atlanta, Ga.**

College: **Georgia Southern**

Born: **04/27/94**

NFL Season: **3**

Raiders Season: **1**



TRANSACTIONS: Selected by Kansas City Chiefs in the fifth round (183rd overall) of the 2017 NFL Draft, April 29, 2017...Waived by Chiefs, Sept. 1, 2018...Signed by New York Giants to practice squad, Sept. 3, 2018...Signed by Giants to active roster, Oct. 16, 2018...Waived by Giants, May 7, 2019...Signed by Tennessee Titans as a free agent, Aug. 10, 2019...Waived by Titans, Aug. 31, 2019...Signed by Titans to practice squad, Sept. 1, 2019...Practice squad contract terminated by Titans, Oct. 15, 2019...Signed by New York Jets to practice squad, Oct. 26, 2019...Signed by Oakland Raiders as a free agent, Dec. 19, 2019.

CAREER: Enters his fourth NFL season having appeared in 24 career contests, while totaling seven tackles (five solo), one sack, one pass defended and five special teams tackles...Has also appeared in one postseason contest...Joined the Raiders in 2019 after spending the first 15 weeks of the season between the Tennessee Titans and New York Jets' practice squads...Appeared in 10 contests with the Giants in 2018, posting four tackles and one pass defended...Originally signed with the Kansas City Chiefs as an undrafted free agent in 2017 where he played in 15 games with one start, recording three tackles and one sack.

2019 (with Ten., NYJ and Oak.): Joined the Raiders in Week 16 and was inactive for the team's final two contests...Spent time on both the Titans and Jets practice squads.

2018 (with NYG): Appeared in 10 contests and recorded four tackles (two) and one pass defended...Added three special teams tackles...Spent the first six weeks of the season on the Giants' practice squad...**(12/2)** vs. **Chi.:** Saw action at linebacker and recorded three tackles...Added one special teams tackle...**(12/9)** at **Was.:** Recorded his first career pass defended...Also appeared on special teams...**(12/16)** vs. **Ten.:** Recorded one tackle on special teams...**(12/23)** at **Ind.:** Saw action at linebacker and recorded one tackle...**(12/30)** vs. **Dal.:** Appeared on special teams and recorded one stop.

2017 (with KC): Appeared in 14 games with one start, recording three tackles and one sack...Added two special teams tackles...**(9/7)** at **NE:** Made his NFL debut and recorded one special teams tackle...**(10/30)** vs. **Den.:** Posted one tackle on special teams...**(12/31)** at **Den.:** Made his first career start at linebacker and posted three solo tackles...Recorded his first career sack.

COLLEGE: Played one season at Georgia Southern after spending two seasons at Florida State...Appeared in 25 games, totaling 134 tackles (83 solo), 4.5 sacks, one INT, three passes defended, three forced fumbles and one fumble recovery...Started and played in 10 games as a senior in 2016, recording 104 tackles (65), 11 tackles for loss, three sacks, three forced fumble and one fumble recovery...Named honorable mention All-Sun Belt while earning Sun Belt All-Newcomer team honors...Started his career at Florida State, helping the Seminoles win a National Championship in 2013-14...Appeared in 13 games as freshman, recording 22 tackles, three tackles for loss, two sacks and 10 special teams tackles...Was named the Special Teams Newcomer Award winner...Redshirted in 2012.

PERSONAL: Attended Stone Mountain (Ga.) High School...Was named a consensus four-star prospect by Rivals.com, 247Sports.com and ESPN...Pronounced ew-KIM-ay ee-LEEG-way

ADDITIONAL STATISTICS: Special teams tackles – 2 in 2017, 3 in 2018; NFL totals: 5.

SINGLE-GAME HIGHS: TACKLES: Total – 3, two times; last: 12/2/18 vs. Chi. Solo – 3, 12/31/17 at Den. Sacks – 1, 12/31/17 at Den. Passes Defended – 1, 12/9/18 at Was.

AT A GLANCE

- Has appeared in 24 games with one start and recorded seven tackles (five solo), one sack and one pass defended over his first three NFL seasons with the Kansas City Chiefs (2017), New York Giants (2018), Tennessee Titans (2019), New York Jets (2019) and Oakland Raiders (2019).
- Spent portions of the 2019 campaign on both the New York Jets' and Tennessee Titans' practice squads before signing to the Silver and Black in Week 16.
- Appeared in 14 games and made his first career start at line backer with the Chiefs in 2017.
- Played one season at Georgia Southern and earned honorable mention All-Sun Belt honors after leading the team with 104 tackles.
- Started his career with Florida State, helping the Seminoles capture a National Championship in 2013-14.

UKEME ELIGWE'S CAREER STATISTICS

Year	Team	GP	GS	TACKLES					INTERCEPTIONS					FUMBLES			
				Total	Solo	Asst.	Sacks	Yds.	No.	Yds.	Lg.	TD	PD	FF	FR	Yds.	
2017	Kansas City	14	1	3	3	0	1.0	1.0	0	0	-	0	0	0	0	0	0
2018	NY Giants	10	0	4	2	2	0.0	0.0	0	0	-	0	1	0	0	0	
2019	Ten./NYJ/Oak.	0	0	0	0	0	0.0	0.0	0	0	-	0	0	0	0	0	
Totals		24	1	7	5	2	1.0	1.0	0	0	-	0	1	0	0	0	
POSTSEASON																	
2017	Kansas City	1	0	0	0	0	0.0	0.0	0	0	-	0	0	0	0	0	
Totals		1	0	0	0	0	0.0	0.0	0	0	-	0	0	0	0	0	

UKEME ELIGWE GAME-BY-GAME

2019, TENNESSEE, NEW YORK JETS, OAKLAND

Date	Opp.	W/L	GP/GS	TACKLES					INTERCEPTIONS				FUMBLES					
				Total	Solo	Asst.	Sacks	Yds.	No.	Yds.	Lg.	TD	PD	FF	FR	Yds.		
9/8	at Cle.*	W																
9/15	Ind.*	L																
9/19	at Jac.*	L																
9/29	at Atl.*	W																
10/6	Buf.*	L																
10/13	at Den.*	L																
10/21	NE^	L																
10/27	at Jac.^	L																
11/3	at Mia.^	L																
11/10	NYG^	W																
11/17	at Was.^	W																
11/24	Oak.^	W																
12/1	at Cin.^	L																
12/8	Mia.^	W																
12/22	at LAC	W																
12/30	at Den.	L																
Totals			0/0	0	0	0	0	0.0	0.0	0	0	-	0	0	0	0	0	0
w/Ten* w/NYJ^																		

2018, NEW YORK GIANTS (5-11)

Date	Opp.	W/L	GP/GS	TACKLES					INTERCEPTIONS				FUMBLES					
				Total	Solo	Asst.	Sacks	Yds.	No.	Yds.	Lg.	TD	PD	FF	FR	Yds.		
9/9	Jac.	L																
9/16	at Dal.	L																
9/23	at Hou.	W																
9/30	NO	L																
10/7	at Car.	L																
10/11	Phi.	L																
10/22	at Atl.	L	1/0	0	0	0	0.0	0.0	0	0	-	0	0	0	0	0	0	0
10/28	Was.	L	1/0	0	0	0	0.0	0.0	0	0	-	0	0	0	0	0	0	0
11/12	at SF	W	1/0	0	0	0	0.0	0.0	0	0	-	0	0	0	0	0	0	0
11/18	TB	W	1/0	0	0	0	0.0	0.0	0	0	-	0	0	0	0	0	0	0
11/25	at Phi.	L	1/0	0	0	0	0.0	0.0	0	0	-	0	0	0	0	0	0	0
12/2	Chi.	W	1/0	3	1	2	0.0	0.0	0	0	-	0	0	0	0	0	0	0
12/9	at Was.	W	1/0	0	0	0	0.0	0.0	0	0	-	0	1	0	0	0	0	0
12/16	Ten.	L	1/0	0	0	0	0.0	0.0	0	0	-	0	0	0	0	0	0	0
12/23	at Ind.	L	1/0	1	1	0	0.0	0.0	0	0	-	0	0	0	0	0	0	0
12/30	Dal.	L	1/0	0	0	0	0.0	0.0	0	0	-	0	0	0	0	0	0	0
Totals			10/0	4	2	2	0.0	0.0	0	0	-	0	1	0	0	0	0	0

2017, KANSAS CITY (10-6)

Date	Opp.	W/L	GP/GS	TACKLES					INTERCEPTIONS				FUMBLES					
				Total	Solo	Asst.	Sacks	Yds.	No.	Yds.	Lg.	TD	PD	FF	FR	Yds.		
9/7	at NE	W	1/0	0	0	0	0.0	0.0	0	0	-	0	0	0	0	0	0	0
9/17	Phi.	W	1/0	0	0	0	0.0	0.0	0	0	-	0	0	0	0	0	0	0
9/24	at LAC	W																
10/2	Was.	W	1/0	0	0	0	0.0	0.0	0	0	-	0	0	0	0	0	0	0
10/8	at Hou.	W	1/0	0	0	0	0.0	0.0	0	0	-	0	0	0	0	0	0	0
10/15	Pit.	L	1/0	0	0	0	0.0	0.0	0	0	-	0	0	0	0	0	0	0
10/19	at Oak.	L	1/0	0	0	0	0.0	0.0	0	0	-	0	0	0	0	0	0	0
10/30	Den.	W	1/0	0	0	0	0.0	0.0	0	0	-	0	0	0	0	0	0	0
11/5	at Dal.	L	1/0	0	0	0	0.0	0.0	1	0	-	0	0	0	0	0	0	0
11/19	at NYG	L	1/0	0	0	0	0.0	0.0	0	0	-	0	0	0	0	0	0	0
11/26	Buf.	L																
12/3	at NYJ	L	1/0	0	0	0	0.0	0.0	0	0	-	0	0	0	0	0	0	0
12/10	Oak.	W	1/0	0	0	0	0.0	0.0	0	0	-	0	0	0	0	0	0	0
12/16	LAC	W	1/0	0	0	0	0.0	0.0	0	0	-	0	0	0	0	0	0	0
12/24	Mia.	W	1/0	0	0	0	0.0	0.0	0	0	-	0	0	0	0	0	0	0
12/31	at Den.	W	1/1	3	3	0	1.0	1.0	0	0	-	0	0	0	0	0	0	0
Totals			14/1	3	3	0	1.0	1.0	0	0	-	0	0	0	0	0	0	0
POSTSEASON																		
1/6/18	Ten.	L	1/0	0	0	0	0.0	0.0	0	0	-	0	0	0	0	0	0	0

96 CLELIN FERRELL

Position: **Defensive End**
HT/WT: **6-4/265**
Acquired: **D1a-'19**
Hometown: **Richmond, Va.**
College: **Clemson**

Born: **05/17/97**
NFL Season: **2**
Raiders Season: **2**



TRANSACTIONS: Selected by Oakland Raiders in the first round (4th overall) of the 2019 NFL Draft, April 25, 2019.

2019: Rookie defensive end who started 15 games and compiled 38 tackles (24 solo), 4.5 sacks, one fumble recovery and five passes defended...Finished tied for eighth in the NFL among rookies with 4.5 sacks on the season...His 4.5 sacks also tied for eighth among rookies in Raiders lore...Recorded the third-best single-game sack performance (2.5) by a rookie in franchise history in Week 10...Combined with DE Maxx Crosby to compile the most sacks by a rookie class in 2019...**(9/9) vs. Den.:** Started in his NFL debut and recorded three tackles (one), including two for loss, one sack and one pass defended...Registered his first career sack by taking down QB Joe Flacco for a loss of seven yards...**(9/15) vs. KC:** Recorded three tackles (two), including one for loss...**(9/22) at Min.:** Totaled three tackles (two) and one pass defended...**(9/29) at Ind.:** Notched one tackle...**(10/20) at GB:** Started at defensive end in his return to the lineup...**(10/27) at Hou.:** Tallied one tackle and one pass defended...**(11/3) vs. Det.:** Registered four tackles (three)...**(11/7) vs. LAC:** Finished with career highs in tackles (eight) and sacks (2.5)...His performance ranks third among rookie single-game sack leaders in franchise history...**(11/17) vs. Cin.:** Recorded one tackle and one pass defended...**(11/24) at NYJ:** Totaled three tackles...**(12/1) at KC:** Registered three tackles...**(12/8) vs. Ten.:** Notched one tackle...**(12/15) vs. Jac.:** Recorded three tackles (one), including one for loss...**(12/22) at LAC:** Finished with two tackles for loss and one sack...**(12/29) at Den.:** Notched two tackles, including one for loss, and recorded his first career fumble recovery.

AT A GLANCE

- As a rookie, started in all 15 appearances and totaled 38 tackles (24 solo), 4.5 sacks, five passes defended and one fumble recovery in 2019
- Tied for eighth among Raider rookies with 4.5 sacks in 2019.
- A prolific three-year starter at Clemson from 2016-18 who started in all 44 appearances and helped the school capture two National Championships in 2016 and 2018.
- Second player in Tigers history to leave the school as a two-time Associated Press first-team All-American selection and first since 1981-82.
- Ranked tied for fourth in Clemson history with William "Refrigerator" Perry by recording 27 career sacks.
- In 2018, won the Ted Hendricks Award as the nation's top defensive end, was a consensus first-team All-American, ACC Defensive Player of the Year and first-team All-ACC.

COLLEGE: Three-year starter who started in all 44 games played during his career (2016-18) at Clemson...A Ted Hendricks Award honoree, two-time first-team All-American, ACC Defensive Player of the Year and a permanent team captain...His 44 starts were the most by any defensive end or linebacker in school history...Over his career, tallied 166 tackles, including 50 for loss, 27 sacks, while adding seven passes defended, five forced fumbles and two fumble recoveries...His 27 career sacks ranked tied for fourth-most in school history...Started in all 15 contests in 2018...Won the Ted Hendricks Award, given to the nation's top defensive end and was a semifinalist for the Bednarik Award...Consensus first-team All-American, earning selections

by AFCA, the Associated Press, Sporting News and Walter Camp...Earned first-team All-ACC honors and was named the ACC Defensive Player of the Year en route to helping the Tigers capture their second national title in the last three seasons...Credited with 55 tackles, 20 for loss, 11.5 sacks, four passes defended, three forced fumbles and two fumble recoveries, including one for a TD...In 2017, was one of the five finalists for the Ted Hendricks Award and earned first-team All-American honors by AP and Sports on Earth...Became just the third freshman or sophomore in school history to earn first-team All-American honors, joining WR Sammy Watkins and QB Deshaun Watson...Named second-team All-American by The All-American, CBS Sports, Football Writers Association, Rivals, Sporting News, Sports Illustrated and USA Today...Earned first-team All-ACC recognition by AP and Phil Steele...Started in all 14 contests, racking up 66 tackles, including 18 for loss, 9.5 sacks, one pass defended and two forced fumbles...Finished second in the ACC in sacks and tackles for loss...In 2016, shared Defensive Rookie of the Year honors with DT Dexter Lawrence...Recorded 45 tackles, including 12.5 for loss, while adding a team-best 24 quarterback pressures in 15 starts...Redshirted as a freshman in 2015...Graduated with a degree in sports communications.



FERRELL

PERSONAL: Attended Benedictine College Preparatory in Richmond, Va. ...Was rated the No. 115 player and No. 7 defensive end in the nation in addition to be ranked as the No. 5 player in Virginia by 247Sports...Ranked the No. 135 player and No. 6 defensive end in the nation by Rivals.com...Ranked as the No. 136 player in the nation by ESPN.com...Was invited to the Under Armour All-American Game but could not participate due to injury...Recorded 60 tackles, including 26 for loss and 11.5 sacks as a junior, earning All-State honors...Also played two years of basketball.

SINGLE-GAME HIGHS: TACKLES: Total – 8, 11/7/19 vs. LAC. Solo – 5, 11/7/19 vs. LAC. Sacks – 2.5, 11/7/19 vs. LAC. Fumble recoveries – 1, 12/29/19 at Den. Passes defended – 1, five times; last: 11/17/19 vs. Cin.

CLELIN FERRELL'S CAREER STATISTICS

Year	Team	GP	GS	TACKLES					INTERCEPTIONS					FUMBLES		
				Total	Solo	Asst.	Sacks	Yds.	No.	Yds.	Lg.	TD	PD	FF	FR	Yds.
2019	Oakland	15	15	38	24	14	4.5	35.0	0	0	-	0	5	0	1	0
Totals		15	15	38	24	14	4.5	35.0	0	0	-	0	5	0	1	0

CLELIN FERRELL GAME-BY-GAME

2019, OAKLAND (7-9)

Date	Opp.	W/L	GP/GS	TACKLES					INTERCEPTIONS					FUMBLES		
				Total	Solo	Asst.	Sacks	Yds.	No.	Yds.	Lg.	TD	PD	FF	FR	Yds.
9/9	Den.	W	1/1	3	1	2	1.0	7.0	0	0	-	0	1	0	0	0
9/15	KC	L	1/1	3	2	1	0.0	0.0	0	0	-	0	0	0	0	0
9/22	at Min.	L	1/1	3	2	1	0.0	0.0	0	0	-	0	1	0	0	0
9/29	at Ind.	W	1/1	1	0	1	0.0	0.0	0	0	-	0	0	0	0	0
10/6	Chi.	W		(INACTIVE)												
10/20	at GB	L	1/1	0	0	0	0.0	0.0	0	0	-	0	0	0	0	0
10/27	at Hou.	L	1/1	1	1	0	0.0	0.0	0	0	-	0	1	0	0	0
11/3	Det.	W	1/1	4	3	1	0.0	0.0	0	0	-	0	0	0	0	0
11/7	LAC	W	1/1	8	5	3	2.5	14.0	0	0	-	0	1	0	0	0
11/17	Cin.	W	1/1	1	1	0	0.0	0.0	0	0	-	0	1	0	0	0
11/24	at NYJ	L	1/1	3	0	3	0.0	0.0	0	0	-	0	0	0	0	0
12/1	at KC	L	1/1	3	3	0	0.0	0.0	0	0	-	0	0	0	0	0
12/8	Ten.	L	1/1	1	1	0	0.0	0.0	0	0	-	0	0	0	0	0
12/15	Jac.	L	1/1	3	1	2	0.0	0.0	0	0	-	0	0	0	0	0
12/22	at LAC	W	1/1	2	2	0	1.0	14.0	0	0	-	0	0	0	0	0
12/30	at Den.	L	1/1	2	2	0	0.0	0.0	0	0	-	0	0	0	1	0
Totals			15/15	38	24	14	4.5	35.0	0	0	-	0	5	0	1	0

10 RICO GAFFORD

Position: **Wide Receiver**

HT/WT: **5-10/185**

Acquired: **FA-'18**

Hometown: **West Des Moines, Iowa**

College: **Wyoming**

Born: **05/23/96**

NFL Season: **1**

Raiders Season: **1**



TRANSACTIONS: Signed by Tennessee Titans as an undrafted free agent, May 14, 2018...Waived by Titans, Aug. 31, 2018...Signed by Oakland Raiders to practice squad, Sept. 3, 2018...Signed by Raiders to active roster, Dec. 18, 2018...Waived by Raiders, Aug. 31, 2019...Signed by Raiders to practice squad, Sept. 1, 2019...Signed by Raiders to active roster, Nov. 27, 2019.

CAREER: Speedy receiver who enters his third year with the Silver and Black...Has appeared in five contests over his first two seasons with the Raiders, making one start and tallying two receptions for 66 yards and one TD...Appeared in four contests in 2019, while recording his first career TD reception in his first career start...In 2018, made his NFL debut in Week 16.

2019: Spent the first 11 weeks of the season on the team's practice squad before being elevated to the active roster prior to the Week 13 matchup...Appeared in four contests with one start, recording two receptions for 66 yards with one TD...(12/8)

vs. Ten.: Made his first career NFL start, with his first career reception resulting in a 49-yard TD catch...(12/15) **vs. Jac.:** Appeared on both offense and special teams...(12/22) **at LAC:** Appeared on both offense and special teams...Recorded one special teams stop...(12/29) **at Den.:** Recorded one reception for 17 yards.

AT A GLANCE

- Has appeared in five games with one start, recording two receptions for 66 yards with one TD.
- In his first career start in 2019, hauled in a 49-yard pass for his first career TD reception.
- Spent time in training camp with the Tennessee Titans before signing to the Raiders practice squad in 2018.
- Played two seasons at Wyoming, appearing in 27 games with 23 starts at defensive back and earning Second Team All-Mountain West Conference as a senior
- Helped a defense that finished ranked first in the nation in turnovers (38), fumble recoveries (18) and second in INTs (20).

2018: Signed to the Raiders practice squad in September 2018 after spending training camp with the Titans...Promoted to the active roster on Dec. 18...(12/24) **vs. Den.:** Made his NFL debut, appearing exclusively on special teams.

COLLEGE: Appeared in 27 games over two seasons at Wyoming, making 23 starts...Totaled 103 tackles, including six INTs, with one returned for a TD, 11 passes defended and three forced fumbles...As a senior, was named Second Team All-Mountain West Conference, helping a defense that ranked first in the nation in turnovers (38), first in fumble recoveries (18) and second in INTs (20)...Spent two seasons at Iowa Western Community College where he totaled 77 tackles, seven passes defended, five INTs and three fumble recoveries...Returned four kickoffs for 96 yards and rushed 11 times for 45 yards...Graduated from Wyoming with a degree in social sciences.

PERSONAL: Attended Dowling Catholic High School in West Des Moines, Iowa...Earned Des Moines Register Class 4A All-State honors as both a junior and senior...Also ran track in high school and won both the 100-meter dash and 200-meter dash for Class 4A as a senior.

ADDITIONAL STATISTICS: Miscellaneous tacks - 1 in 2019; NFL totals: 1.

SINGLE-GAME HIGHS: RECEIVING: Receptions - 1, two times; Last: 12/29/19 at Den. Yards - 49t, 12/18/19 vs. Ten. Long - 49t, 12/18/19 vs. Ten. TDs - 1, 12/18/19 vs. Ten.



RICO GAFFORD'S CAREER STATISTICS

Year	Team	RECEIVING								RUSHING					TOTAL OFFENSE
		GP	GS	Rec.	Yds.	Avg.	Lg.	TD	Att.	Yds.	Avg.	Lg.	TD		
2018	Oakland	1	0	0	0	-	-	0	0	0	-	-	0	0	
2019	Oakland	4	1	2	66	33.0	49t	1	0	0	-	-	0	66	
Totals		5	1	2	66	33.0	49t	1	0	0	-	-	0	66	

RICO GAFFORD GAME-BY-GAME

2019, OAKLAND (7-9)

Date	Opp.	W/L	GP/GS	RECEIVING				RUSHING					TOTAL OFFENSE		
				Rec.	Yds.	Avg.	Lg.	TD	Att.	Yds.	Avg.	Lg.		TD	
9/9	Den.	W													
9/15	KC	L													
9/22	at Min.	L													
9/29	at Ind.	W													
10/6	Chi.	W													
10/20	at GB	L													
10/27	at Hou.	L													
11/3	Det.	W													
11/7	LAC	W													
11/17	Cin.	W													
11/24	at NYJ	L													
12/1	at KC	L													
12/8	Ten.	L	1/1	1	49	49.0	49t	1	0	0	-	-	0	49	
12/15	Jac.	L	1/0	0	0	-	-	0	0	0	-	-	0	0	
12/22	at LAC	W	1/0	0	0	-	-	0	0	0	-	-	0	0	
12/29	at Den.	L	1/0	1	17	17.0	17	0	0	0	-	-	0	17	
Totals			4/1	2	66	33.0	49t	1	0	0	-	-	0	66	

2018, OAKLAND (4-12)

Date	Opp.	W/L	GP/GS	RECEIVING				RUSHING					TOTAL OFFENSE		
				Rec.	Yds.	Avg.	Lg.	TD	Att.	Yds.	Avg.	Lg.		TD	
9/10	LAR	L													
9/16	at Den.	L													
9/23	at Mia.	L													
9/30	Cle.	W													
10/7	at LAC	L													
10/14	Sea.	L													
10/28	Ind.	L													
11/1	at SF	L													
11/11	LAC	L													
11/18	at Ari.	W													
11/25	at Bal.	L													
12/2	KC	L													
12/9	Pit.	W													
12/16	at Cin.	L													
12/24	Den.	W	1/0	0	0	-	-	0	0	0	-	-	0	0	
12/30	at KC	L													
Totals			1/0	0	0	-	-	0	0	0	-	-	0	0	

71 DENZELLE GOOD

Position: **Guard/Tackle**
HT/WT: **6-5/340**
Acquired: **W-'18 (Ind.)**
Hometown: **Gaffney, S.C.**
College: **Mars Hill**

Born: **03/08/91**
NFL Season: **6**
Raiders Season: **3**



TRANSACTIONS: Selected by Indianapolis Colts in the seventh round (255th overall) of the 2015 NFL Draft, May 2, 2015... Waived by Colts, Dec. 1, 2018... Claimed via waivers by Oakland Raiders, Dec. 3, 2018... Re-signed by Raiders as a free agent, March 2, 2019.

CAREER: Versatile offensive lineman enters his third season with the Silver and Black... Originally a seventh-round selection by the Indianapolis Colts in the 2015 NFL Draft... Played in all 16 games for the first time in his career in 2019, making five starts... In 2018, appeared in four games and made three starts in his first season with the Raiders... In 2017, appeared in six games and made five starts for the Colts after spending the first portion of the season on the Reserve/Injured List... In 2016, appeared in 12 games and made a career-high 10 starts... Played in six contests in his rookie campaign, making four starts... Over his five-year career, has appeared in 46 games at both guard and tackle and made 28 starts.

AT A GLANCE

- Appeared in all 16 games for the first time in his career with five starts in 2019, contributing to an offensive line that ranked eighth in the NFL for fewest sacks allowed (29).
- Played in 12 games with a career-high 10 starts at right guard in 2016, contributing to a Colts' offense that ranked 10th in yards per game in the NFL.
- In 2015, became only the third player from Mars Hill to be drafted into the NFL and first since 2003.
- Played three years at Mars Hill in North Carolina, where he was a two-time first-team All-South Atlantic Conference selection (2013-14) and did not allow a sack during his three-year career.

2019: Played in all 16 games for the first time in his career with five starts, contributing to an offensive line that allowed just 29 sacks on the season, a mark that ranked eighth-fewest in the NFL... Part of a unit that finished as one of just five teams in the league to surrender zero sacks against four different opponents... (9/9) **vs. Den.:** Started at right guard, helping the line post their first clean sheet of the season... For just the third time since the 1970 AFL-NFL Merger, the Raiders held their opponent to zero sacks in the season opener... Helped QB Derek Carr finish with an 84.6 completion percentage and a passer rating of 121.0, marking his career high in a season opener... (9/15) **vs. KC:** Part of an offensive line that paved the way for 129 yards on the ground... Protected Carr as he passed QB Ken Stabler to become the Raiders' all-time leader in passing yards with 19,196... (10/6) **vs. Chi.:** Started at right guard, helping the line post their second clean sheet of the season... Paved the way for RB Josh Jacobs, who eclipsed the 100-yard mark for the first time in his career, with 123 yards on 26 carries... Helped the offense set season high with 398 yards of total offense... (12/22) **at LAC:** Started at left guard in place of injured G Richie Incognito... Was part of an offensive line that helped Carr finish with an 86.7 completion percentage, his highest of the season, and a passer rating of 118.2 to tie Stabler for most games with a passer rating over a 100.0 in franchise history (32)... (12/29) **at Den.:** Started at left guard, helping Carr record a season-high 391 passing yards, ending the day completing 29-of-46 attempts (63 percent) with one TD for a passer rating of 97.3.

2018: Started in three of four games he appeared in for the Silver and Black after signing with the club prior to Week 14... (12/9) **vs. Pit.:** Made his Raiders debut, appearing exclusively on special teams... (12/16) **at Cin.:** Made his first start for the Silver and Black at right guard... (12/24) **vs. Den.:** Started at right guard, helping RB Doug Martin surpass 100 yards on the ground for the first time on the season... Part of an offensive line that surrendered just one sack in the contest, while helping QB Derek Carr extend his INT-less streak to 325 passes over 10 games, the then-longest active streak in the NFL... (12/30) **at KC:** Started at right guard in the contest, helping Martin record 100 rushing yards to mark his second consecutive game with 100-plus yards on the ground.

2017 (with Ind.): Appeared in six contests and made five starts for the club at right tackle... (9/10) **at LAR:** Started at tackle in the season opener... Helped the offense total 225 yards... (11/26) **vs. Ten.:** Started at right tackle and helped the Colts offense compile 254 total yards... (12/3) **at Jac.:** Paved the way for the Colts running game, as RB Frank Gore recorded 61 rushing yards, moving him into fourth place for most rushing yards in NFL history... (12/10) **at Buf.:** Started at right tackle... Part of an offensive line that paved the way for Gore's single-game career-high 36 rushing attempts for 130 rushing yards, marking the most carries by a Colts running back since 2011... (12/14) **vs. Den.:** Started at right tackle in the contest, helping Gore become the second player in NFL history to record 1,000-plus yards from scrimmage in 12 consecutive seasons.



2016 (with Ind.): Appeared in 12 games and made a career-high 10 starts...Helped the offense tie for fifth in passing yards per game, seventh in points scored and 10th in yards per game...Helped RB Frank Gore rush for 1,000 yards, the team's first 1,000-yard rusher since 2007...**(9/11) vs. Det.:** Allowed QB Andrew Luck to pass for 385 yards and four TDs...**(10/9) vs. Chi.:** Helped the Colts offense total 396 yards...**(10/16) at Hou.:** Started at guard, helping Gore surpass 100 yards...**(10/23) at Ten.:** Allowed Luck to pass for 353 yards and three TDs...**(11/6) at GB:** Started at guard, allowing Gore to rush for 60 yards and two TDs...**(11/20) vs. Ten.:** Started at right guard...Helped the offense total 327 yards, as Luck passed for 262 yards and two TDs...**(12/5) at NYJ:** Paved the way for the Colts offense to compile 421 total yards...**(12/24) at Oak.:** Part of an offensive line that did not allow a sack and provided time for Luck to pass for 288 yards and two TDs.

2015 (with Ind.): Appeared in six contests during his rookie campaign and made four starts at right tackle...Part of an offensive line that paved the way for 5,142 yards of net offense...**(11/29) vs. TB:** Made his NFL debut at right tackle...Provided time for QB Matt Hasselback to pass for 315 yards and two TDs...**(12/6) at Pit.:** Started at right tackle and helped the offense record 240 yards...**(12/13) at Jac.:** Started at right tackle and blocked for an offense that generated 322 total yards...**(1/3/16) vs. Ten.:** Started at right tackle, helping the offense total 127 yards on the ground and allowing Luck to throw for 200 yards through the air.

COLLEGE: Played three seasons at Mars Hill...Participated in the 2015 NFL Regional Combine in Baltimore and Super Regional Combine in Arizona, becoming the only player drafted from the event...Became only the third player drafted from Mars Hill and the first since 2003...Did not allow a sack during his three-year career at Mars Hill...Was a two-time first-team All-South Atlantic Conference selection...In 2014, started in 10 games and earned first-team All-SAC honors...Earned All-SAC honors for the first time as a junior in 2013...Started in all 10 games on the offensive line in 2012...Did not play football in 2011...Did not see game action as a freshman at N.C. State in 2010.

PERSONAL: Attended Gaffney (S.C.) High School...Rated the No. 5 overall prospect in South Carolina...Was a two-time all-area selection and named to the All-Atlantic Region class of 2009 by PrepStar...In 2008, was voted first-team all-state by the Associated Press, Media Poll and HSSR Poll.

ADDITIONAL STATISTICS: Miscellaneous tackles – 1 in 2018; NFL totals: 1.

DENZELLE GOOD'S GAMES PLAYED/STARTED

Year	Team	GP	GS
2015	Indianapolis	6	4
2016	Indianapolis	12	10
2017	Indianapolis	6	5
2018	Ind./Oak.	6	4
2019	Oakland	16	5
Totals		46	28

54 BRYCE HAGER

Position: **Linebacker**

HT/WT: **6-1/237**

Acquired: **FA-'20**

Hometown: **Austin, Texas**

College: **Baylor**

Born: **05/04/92**

NFL Season: **6**

Raiders Season: **1**



TRANSACTIONS: Selected by St. Louis Rams in the seventh round (224th overall) of the 2015 NFL Draft, May 2, 2015...Signed by Las Vegas Raiders as a free agent, Aug. 7, 2020.

CAREER: Sixth-year linebacker enters his first season with the Silver and Black after spending the first five years of his career with the Los Angeles Rams...In 2019, appeared in five games with four starts, recording 10 tackles (four solo) before being placed on the Reserve/Injured List...Appeared in all 16 regular season games and three postseason contests, including Super Bowl LII in 2018...Finished with 10 tackles (six) and one pass defended, while adding four special teams tackles for the second consecutive season...In 2017, appeared in all 16 games with one start and tallied a career-high 11 tackles (eight), one sack, one pass defended and one forced fumble...In 2016, played in 16 games and finished second on the team with 10 special teams tackles...As a rookie in 2015, appeared in 16 contests and made seven special teams tackles...Career totals include 69 appearances with five starts, 31 tackles (18), one sack, three passes defended, one forced fumble and one fumble recovery...Has recorded 26 career special teams tackles...Postseason totals include four games played and one tackle, while adding four special teams tackles.

AT A GLANCE

- Sixth-year linebacker enters his first season with the Silver and Black after appearing in 69 games with five starts over his first five seasons with the Los Angeles Rams (2015-19).
- Standout special teams player who has recorded 26 career special teams tackles and finished second on the team with 10 in 2016.
- In 2018, appeared in all 16 regular season games and three postseason contests, including Super Bowl LIII and totaled 10 total tackles (six solo) and one pass defended.
- Posted a career-high 11 tackles, one sack, one pass defended and one forced fumble in 2017.
- Played five years at Baylor (2010-14), appearing in 48 games with 32 starts, 322 career tackles (202 solo), seven sacks, one INT, five passes defended, five forced fumbles and one fumble recovery returned for a TD.

2019 (with LAR): Appeared in five games with four starts before being placed on the Reserve/Injured List ahead of Week 11...Tallied 10 tackles (four solo)...**(9/8) at Car.:** Started at linebacker and recorded three tackles...Added one tackle on special teams...**(9/15) vs. NO:** Started at linebacker and finished with four tackles...**(9/22) at Cle.:** Started at linebacker and recorded one tackle...Saw action on special teams...**(9/29) vs. TB:** Started at linebacker and made two tackles before missing the remainder of the game with a shoulder injury...**(10/3) at Sea.:** Inactive...**(10/13) vs. SF:** Saw significant action on special teams.

2018 (with LAR): Appeared in all 16 regular season games and three postseason contests, including Super Bowl LIII...Saw action at linebacker and served as a special teams contributor...Totaled 10 tackles (six solo) and one pass defended...Recorded four special teams tackles for the second consecutive season...**(9/16) vs. Ari.:** Saw action at linebacker and made three tackles...Also appeared on special teams...**(10/21) at SF:** Saw action on defense and special teams...Recorded two tackles and one pass defended at linebacker...**(11/4) at NO:** Saw action at linebacker and made one tackle...Also contributed one tackle on special teams...**(11/19) vs. KC:** Registered a season-high three special teams tackles...**(12/23) at Ari.:** Appeared on defense and special teams, and notched one tackle...**(12/30) vs. SF:** Assisted on three tackles on defense...**Postseason: (1/12/19) vs. Dal.:** Saw action on defense and special teams...Recorded his first career postseason tackle...**(1/20/19) at NO:** Recorded three special teams tackles...**(2/3/19) vs. NE:** Saw significant action on special teams in Super Bowl LIII.

2017 (with LAR): Appeared in all 16 games with one start...Tallied a career-high 11 tackles (eight), one sack, one pass defended and one forced fumble...**(12/3) at Ari.:** Saw action at linebacker for an injured Alec Ogletree and on special teams...Recorded four tackles (one), one pass defended and his first career sack...**(12/17) at Sea.:** Saw action at linebacker and recorded two tackles...**(12/31) vs. SF Ind.:** Made his first career start at linebacker and notched four tackles...**Postseason: (1/6/18) vs. Atl.:** Saw action at linebacker...Recorded one tackle and one forced fumble on special teams.

2016 (with LAR): Appeared in all 16 games and was a major contributor on special teams...Finished second on the team with 10 special teams tackles...**(9/25) at TB:** Saw action at linebacker and recorded one special teams tackle...**(10/2) at Ari.:** Made two special teams tackles...**(10/16) at Det.:** Saw action at linebacker and notched one tackle on special teams...**(10/23) vs. NYG:** Recorded two special teams tackles...**(11/6) vs. Car.:** Made one tackle on special teams...**(11/13) at NYJ:** Recorded one tackle on special teams...**(12/4) at NE:** Registered one special teams tackle...**(12/15) at Sea.:** Recorded his first career pass defended...**(12/26) vs. SF:** Recorded his 10th special teams tackle of the season.

2015 (with Stl.): Played in 16 games...Saw action on special teams and made seven tackles...**(9/13) vs. Sea.:** Made his NFL debut and recorded one tackle on special teams...**(11/22) at Bal.:** Saw action on special teams and tallied two tackles.

COLLEGE: Played five years at Baylor (2010-14), appearing in 48 games with 32 starts...Registered 322 career tackles (202 solo), including 24 tackles for loss, seven sacks, one INT, five passes defended, five forced fumbles and one fumble recovery which was returned 91 yards for a TD...Named an All-American as a senior and All-Big 12 honoree from 2012-2014...His 202 solo tackles ranked sixth on school's all-time list...As a senior in 2014, led team with 114 tackles (76), two sacks, two forced fumbles, one INT and one pass defended...Ranked fourth in the Big 12 in total tackles per game with 8.8...Started nine games as a junior in 2013, totaling 71 tackles (46), one sack, three passes defended and one fumble recovery returned for a TD...Scored first career TD on 91-yard fumble return, marking the second longest in school history...In 2012, started 10-of-13 games and led the Big 12 in tackles (9.5 per game)...Finished with 124 tackles (72), four sacks, two forced fumbles and one pass defended...Played in all 13 games on special teams and as a reserve linebacker in 2011...Redshirted as a true freshman in 2010...Earned a Bachelor's degree in Health, Human Performance and Recreation studies.

HAGER

PERSONAL: Attended Westlake High School in Austin, Texas...Named first-team AP Class 5A linebacker as a senior...Led team to a 13-3 record, D1 state runner-up finish and No. 3 final ranking...Totaled 158 tackles, eight sacks, one INT and seven passes defended as a senior...Also recorded 13 rushing TDs...As a junior, recorded 59 tackles and two INTs...Also had 250 rushing yards and 116 receiving yards...Named District 25-5A Defensive MVP...Last name pronounced "HAY-gur".

ADDITIONAL STATISTICS: Special teams tackles: 7 in 2015, 10 in 2016, 4 in 2017, 4 in 2018, 1 in 2019; NFL totals: 26.

SINGLE-GAME HIGHS: TACKLES: Total – 4, three times; last: 9/15/19 vs. NO. Solo – 3, two times; last: 9/15/19 vs. NO. Sacks – 1, 12/3/17 at Ari. Forced Fumbles – 1, 12/31/17 vs. SF. Fumbles Recovered – 1, 12/31/17 vs. SF. Passes defended – 1, three times; last: 10/21/18 at SF.

BRYCE HAGER'S CAREER STATISTICS

Year	Team	GP	GS	TACKLES				Yds.	INTERCEPTIONS					FUMBLES				
				Total	Solo	Asst.	Sacks		No.	Yds.	Lg.	TD	PD	FF	FR	Yds.		
2015	St. Louis	16	0	0	0	0	0.0	0.0	0	0	--	0	0	0	0	0	0	0
2016	LA Rams	16	0	0	0	0	0.0	0.0	0	0	-	0	1	0	0	0	0	0
2017	LA Rams	16	1	11	8	3	1.0	4.0	0	0	-	0	1	1	1	1	0	0
2018	LA Rams	16	0	10	6	4	0.0	0.0	0	0	-	0	1	0	0	0	0	0
2019	LA Rams	5	4	10	4	6	0.0	0.0	0	0	-	0	0	0	0	0	0	0
Totals		69	5	31	18	13	1.0	4.0	0	0	-	0	3	1	1	1	0	0
POSTSEASON																		
2017	LA Rams	1	0	0	0	0	0.0	0.0	0	0	-	0	0	0	0	0	0	0
2018	LA Rams	3	0	1	1	0	0.0	0.0	0	0	-	0	0	0	0	0	0	0
Totals		4	0	1	1	0	0.0	0.0	0	0	-	0	0	0	0	0	0	0

BRYCE HAGER GAME-BY-GAME

2019, LOS ANGELES RAMS (9-7)

Date	Opp.	W/L	GP/GS	TACKLES				Yds.	INTERCEPTIONS					FUMBLES				
				Total	Solo	Asst.	Sacks		No.	Yds.	Lg.	TD	PD	FF	FR	Yds.		
9/8	at Car.	W	1/1	3	1	2	0.0	0.0	0	0	-	0	0	0	0	0	0	0
9/15	NO	W	1/1	4	3	1	0.0	0.0	0	0	-	0	0	0	0	0	0	0
9/22	at Cle.	W	1/1	1	0	1	0.0	0.0	0	0	-	0	0	0	0	0	0	0
9/29	TB	L	1/1	2	0	2	0.0	0.0	0	0	-	0	0	0	0	0	0	0
10/3	at Sea.	L		(INACTIVE)														
10/13	SF	L	1/0	0	0	0	0.0	0.0	0	0	-	0	0	0	0	0	0	0
10/20	at Atl.	W		(INACTIVE)														
10/27	Cin.	W		(INACTIVE)														
11/10	at Pit.	L		(INACTIVE)														
11/17	Chi.	W		(RESERVE/INJURED LIST)														
11/25	Bal.	L		(RESERVE/INJURED LIST)														
12/1	at Ari.	W		(RESERVE/INJURED LIST)														
12/8	Sea.	W		(RESERVE/INJURED LIST)														
12/15	at Dal.	L		(RESERVE/INJURED LIST)														
12/21	at SF	L		(RESERVE/INJURED LIST)														
12/29	Ari.	W		(RESERVE/INJURED LIST)														
Totals			5/4	10	4	6	0.0	0.0	0	0	-	0	0	0	0	0	0	0

BRYCE HAGER GAME-BY-GAME 2018, LOS ANGELES RAMS (13-3)

Date	Opp.	W/L	GP/GS	TACKLES					INTERCEPTIONS					FUMBLES			
				Total	Solo	Asst.	Sacks	Yds.	No.	Yds.	Lg.	TD	PD	FF	FR	Yds.	
9/10	at Oak.	W	1/0	0	0	0	0.0	0.0	0	0	-	0	0	0	0	0	0
9/16	Ari.	W	1/0	3	3	0	0.0	0.0	0	0	-	0	0	0	0	0	0
9/23	LAC	W	1/0	0	0	0	0.0	0.0	0	0	-	0	0	0	0	0	0
9/27	Min.	W	1/0	0	0	0	0.0	0.0	0	0	-	0	0	0	0	0	0
10/7	at Sea.	W	1/0	0	0	0	0.0	0.0	0	0	-	0	0	0	0	0	0
10/14	at Den.	W	1/0	0	0	0	0.0	0.0	0	0	-	0	0	0	0	0	0
10/21	at SF	W	1/0	2	1	1	0.0	0.0	0	0	-	0	1	0	0	0	0
10/28	GB	W	1/0	0	0	0	0.0	0.0	0	0	-	0	0	0	0	0	0
11/4	at NO	L	1/0	1	1	0	0.0	0.0	0	0	-	0	0	0	0	0	0
11/11	Sea.	W	1/0	0	0	0	0.0	0.0	0	0	-	0	0	0	0	0	0
11/19	KC	W	1/0	0	0	0	0.0	0.0	0	0	-	0	0	0	0	0	0
12/2	at Det.	W	1/0	0	0	0	0.0	0.0	0	0	-	0	0	0	0	0	0
12/9	at Chi.	L	1/0	0	0	0	0.0	0.0	0	0	-	0	0	0	0	0	0
12/16	Phi.	L	1/0	0	0	0	0.0	0.0	0	0	-	0	0	0	0	0	0
12/23	at Ari.	W	1/0	1	1	0	0.0	0.0	0	0	-	0	0	0	0	0	0
12/30	SF	W	1/0	3	0	3	0.0	0.0	0	0	-	0	0	0	0	0	0
Totals			16/0	10	6	4	0.0	0.0	0	0	-	0	1	0	0	0	0
POSTSEASON																	
1/12/19	Dal.	W	1/0	1	1	0	0.0	0.0	0	0	-	0	0	0	0	0	0
1/20/19	at NO	W	1/0	0	0	0	0.0	0.0	0	0	-	0	0	0	0	0	0
2/3/19	NE	L	1/0	0	0	0	0.0	0.0	0	0	-	0	0	0	0	0	0
Totals			3/0	1	1	0	0.0	0.0	0	0	-	0	0	0	0	0	0

2017, LOS ANGELES RAMS (11-5)

Date	Opp.	W/L	GP/GS	TACKLES					INTERCEPTIONS					FUMBLES			
				Total	Solo	Asst.	Sacks	Yds.	No.	Yds.	Lg.	TD	PD	FF	FR	Yds.	
9/10	Ind.	W	1/0	0	0	0	0.0	0.0	0	0	-	0	0	0	0	0	0
9/17	Was.	L	1/0	0	0	0	0.0	0.0	0	0	-	0	0	0	0	0	0
9/21	at SF	W	1/0	0	0	0	0.0	0.0	0	0	-	0	0	0	0	0	0
10/1	at Dal.	W	1/0	0	0	0	0.0	0.0	0	0	-	0	0	0	0	0	0
10/8	Sea.	L	1/0	0	0	0	0.0	0.0	0	0	-	0	0	0	0	0	0
10/15	at Jac.	W	1/0	0	0	0	0.0	0.0	0	0	-	0	0	0	0	0	0
10/22	Ari.	W	1/0	0	0	0	0.0	0.0	0	0	-	0	0	0	0	0	0
11/5	at NYG	W	1/0	1	1	0	0.0	0.0	0	0	-	0	0	0	0	0	0
11/12	Hou.	W	1/0	0	0	0	0.0	0.0	0	0	-	0	0	0	0	0	0
11/19	at Min.	L	1/0	0	0	0	0.0	0.0	0	0	-	0	0	0	0	0	0
11/26	NO	W	1/0	0	0	0	0.0	0.0	0	0	-	0	0	0	0	0	0
12/3	at Ari.	W	1/0	4	1	3	1.0	4.0	0	0	-	0	1	0	0	0	0
12/10	Phi.	L	1/0	0	0	0	0.0	0.0	0	0	-	0	0	0	0	0	0
12/17	at Sea.	W	1/0	2	2	0	0.0	0.0	0	0	-	0	0	0	0	0	0
12/24	at Ten.	W	1/0	0	0	0	0.0	0.0	0	0	-	0	0	0	0	0	0
12/31	SF	L	1/1	4	4	0	0.0	0.0	0	0	-	0	0	1	1	0	0
Totals			16/1	11	8	3	1.0	4.0	0	0	-	0	1	1	1	0	0
POSTSEASON																	
1/6/18	Atl.	L	1/0	0	0	0	0.0	0.0	0	0	-	0	0	0	0	0	0

BRYCE HAGER GAME-BY-GAME 2016, LOS ANGELES RAMS (4-12)

Date	Opp.	W/L	GP/GS	TACKLES					INTERCEPTIONS					FUMBLES			
				Total	Solo	Asst.	Sacks	Yds.	No.	Yds.	Lg.	TD	PD	FF	FR	Yds.	
9/12	at SF	L	1/0	0	0	0	0.0	0.0	0	0	-	0	0	0	0	0	0
9/18	Sea.	W	1/0	0	0	0	0.0	0.0	0	0	-	0	0	0	0	0	0
9/25	at TB	W	1/0	0	0	0	0.0	0.0	0	0	-	0	0	0	0	0	0
10/2	at Ari.	W	1/0	0	0	0	0.0	0.0	0	0	-	0	0	0	0	0	0
10/9	Buf.	L	1/0	0	0	0	0.0	0.0	0	0	-	0	0	0	0	0	0
10/16	at Det.	L	1/0	0	0	0	0.0	0.0	0	0	-	0	0	0	0	0	0
10/23	NYG	L	1/0	0	0	0	0.0	0.0	0	0	-	0	0	0	0	0	0
11/6	Car.	L	1/0	0	0	0	0.0	0.0	0	0	-	0	0	0	0	0	0
11/13	at NYJ	W	1/0	0	0	0	0.0	0.0	0	0	-	0	0	0	0	0	0
11/20	Mia.	L	1/0	0	0	0	0.0	0.0	0	0	-	0	0	0	0	0	0
11/27	at NO	L	1/0	0	0	0	0.0	0.0	0	0	-	0	0	0	0	0	0
12/4	at NE	L	1/0	0	0	0	0.0	0.0	0	0	-	0	0	0	0	0	0
12/11	Atl.	L	1/0	0	0	0	0.0	0.0	0	0	-	0	0	0	0	0	0
12/15	at Sea.	L	1/0	0	0	0	0.0	0.0	0	0	-	0	1	0	0	0	0
12/24	SF	L	1/0	0	0	0	0.0	0.0	0	0	-	0	0	0	0	0	0
1/1/17	Ari.	L	1/0	0	0	0	0.0	0.0	0	0	-	0	0	0	0	0	0
Totals			16/0	0	0	0	0.0	0.0	0	0	-	0	1	0	0	0	0

2015, ST. LOUIS RAMS (7-9)

Date	Opp.	W/L	GP/GS	TACKLES					INTERCEPTIONS					FUMBLES			
				Total	Solo	Asst.	Sacks	Yds.	No.	Yds.	Lg.	TD	PD	FF	FR	Yds.	
9/13	Sea.	W	1/0	0	0	0	0.0	0.0	0	0	-	0	0	0	0	0	0
9/20	at Was.	L	1/0	0	0	0	0.0	0.0	0	0	-	0	0	0	0	0	0
9/27	Pit.	L	1/0	0	0	0	0.0	0.0	0	0	-	0	0	0	0	0	0
10/4	at Ari.	W	1/0	0	0	0	0.0	0.0	0	0	-	0	0	0	0	0	0
10/11	at GB	L	1/0	0	0	0	0.0	0.0	0	0	-	0	0	0	0	0	0
10/25	Cle.	W	1/0	0	0	0	0.0	0.0	0	0	-	0	0	0	0	0	0
11/1	SF	W	1/0	0	0	0	0.0	0.0	0	0	-	0	0	0	0	0	0
11/8	at Min.	L	1/0	0	0	0	0.0	0.0	0	0	-	0	0	0	0	0	0
11/15	Chi.	L	1/0	0	0	0	0.0	0.0	0	0	-	0	0	0	0	0	0
11/22	at Bal.	L	1/0	0	0	0	0.0	0.0	0	0	-	0	0	0	0	0	0
11/29	at Cin.	L	1/0	0	0	0	0.0	0.0	0	0	-	0	0	0	0	0	0
12/6	Ari.	L	1/0	0	0	0	0.0	0.0	0	0	-	0	0	0	0	0	0
12/13	Det.	W	1/0	0	0	0	0.0	0.0	0	0	-	0	0	0	0	0	0
12/17	TB	W	1/0	0	0	0	0.0	0.0	0	0	-	0	0	0	0	0	0
12/27	at Sea.	W	1/0	0	0	0	0.0	0.0	0	0	-	0	0	0	0	0	0
1/3/16	at SF	L	1/0	0	0	0	0.0	0.0	0	0	-	0	0	0	0	0	0
Totals			16/0	0	0	0	0.0	0.0	0	0	-	0	0	0	0	0	0

90 JOHNATHAN HANKINS

Position: **Defensive Tackle**

HT/WT: **6-3/340**

Acquired: **FA-'18**

Hometown: **Dearborn Heights, Mich.**

College: **Ohio State**

Born: **03/30/92**

NFL Season: **8**

Raiders Season: **3**



TRANSACTIONS: Selected by New York Giants in the second round (49th overall) of the 2013 NFL Draft... Signed by Indianapolis Colts as an unrestricted free agent, April 13, 2017... Released by Colts, March 17, 2018... Signed by Oakland Raiders as a free agent, Sept. 13, 2018... Re-signed by Raiders as an unrestricted free agent, March 14, 2019.

CAREER: Veteran defensive lineman entering his eighth season in the league and third with the Silver and Black... Started all 16 games in 2019, recording 50 tackles, 1.5 sacks and one pass defended... Joined the Raiders as a free agent in 2018, making 14 starts and tallying 36 tackles and two fumble recoveries... Spent the 2017 season with the Indianapolis Colts and started in all 15 contests... After being drafted in the second round (49th overall) of the 2013 NFL Draft by the New York Giants, spent his first four seasons with the club... Set a career high in sacks (seven) in 2014... Career totals include 98 appearances with 86 starts, 270 tackles (162 solo), 13.5 sacks, eight passes defended, three forced fumbles and two fumble recoveries.

2019: Started all 16 games in his second season with the Silver and Black and compiled 50 tackles (28 solo), 1.5 sacks and one pass defended... **(9/9) vs. Den.:** Started in the season opener and recorded two tackles... **(9/15) vs. KC:** Totaled five tackles (four) and one pass defended... **(9/22) at Min.:** Tied for first on the team with eight tackles (three) in the contest... **(9/29) at Ind.:** Started on defense and also appeared on special teams... **(10/6) vs. Chi.:** Recorded two tackles, including one tackle for loss... **(10/20) at GB:** Notched four tackles... **(10/27) at Hou.:** Registered four tackles (three) and his first sack of the season, taking down QB Deshaun Watson for a loss of three yards... **(11/3) vs. Det.:** Recorded two tackles (one)... **(11/7) vs. LAC:** Registered three tackles (one)... **(11/17) vs. Cin.:** Started on defense and assisted on one tackle... **(11/24) at NYJ:** Led the defensive line with five tackles (three)... **(12/1) at KC:** Finished with a team-high team five tackles (four) in the contest... **(12/8) vs. Ten.:** Registered five tackles (three)... **(12/15) vs. Jac.:** Recorded three tackles (one), including one tackle for loss... **(12/22) at LAC:** Started at defensive tackle and also appeared on special teams... **(12/29) at Den.:** Recorded two tackles and combined with DE Maxx Crosby to take down QB Drew Lock for a loss of nine yards.

2018: Signed as a free agent with the Silver and Black ahead of Week 2 and finished the season playing in 15 games for the second consecutive year, while making 14 starts... Tallied 36 tackles (21 solo) and two fumble recoveries... **(9/16) at Den.:** Saw limited action on defense in his first game with the Silver and Black... **(9/23) at Mia.:** Played as a rotational player on defense and also appeared on special teams... **(9/30) vs. Cle.:** Started at defensive tackle... Totaled two tackles and two fumble recoveries... Recorded his first career fumble recovery late in the third quarter, leading to a Raiders TD three plays later... **(10/7) at**

AT A GLANCE

- Eighth-year defensive lineman whose career totals include 98 appearances with 86 starts, 270 tackles (162 solo), 13.5 sacks, eight passes defended, three forced fumbles and two fumble recoveries.
- Since joining the Silver and Black in 2018, has played in 31 games with 30 starts, totaling 86 tackles (49), 11 tackles for loss, 1.5 sacks, one pass defended and two fumble recoveries.
- Recorded career highs with 51 tackles and seven sacks with the Giants in 2014.
- Played three seasons at Ohio State, starting in 25-of-38 contests and recording 138 tackles (58), five sacks, 16.5 tackles for loss and one fumble recovery.



LAC: Saw extensive action on defense, registering two tackles... **(10/14) vs. Sea.:** Recorded one tackle... Also appeared on special teams... **(10/28) vs. Ind.:** Finished with a season-high nine tackles, tied for second-most on the team... **(11/1) at SF:** Recorded four tackles including two tackles for loss... **(11/11) vs. LAC:** Registered two tackles... **(11/18) at Ari.:** Recorded two tackles... Also appeared on special teams... **(11/25) at Bal.:** Notched three tackles (two) and contributed on special teams... **(12/2) vs. KC:** Recorded two tackles as a rotational player on defense... **(12/9) vs. Pit.:** Started at defensive tackle and registered three tackles... **(12/16) at Cin.:** Recorded three tackles (two), including one tackle for loss... **(12/24) vs. Den.:** Tallied two tackles as a rotational player on defense... **(12/30) at KC:** Notched one tackle for loss... Saw action on special teams.

2017 (with Ind.): In his lone season with the Colts, started in all 15 appearances... Tallied 44 tackles (24 solo), two sacks and three passes defended on the year... **(9/10) at LAR:** Made his debut with the club, starting at defensive tackle and recording two tackles in the contest... **(9/17) vs. Ari.:** Started and posted two tackles (one), including one tackle for loss... **(9/24) vs. Cle.:** Recorded two stops (one) in the club's first victory of the season... **(10/1) at Sea.:** Recorded four stops (one) and his first sack of the year, good for a 3-yard loss... **(10/8) vs. SF:** Notched two tackles and his first pass defended of the season... **(10/16) at Ten.:** Posted four stops for the second time

HANKINS

in three contests...**(11/5) at Hou.:** Posted two tackles and recorded his second pass defended of the season...**(11/12) vs. Pit.:** Notched three tackles (one) and added a pass defended for the second consecutive game...**(11/26) vs. Ten.:** Recorded four tackles in the start...**(12/10) at Buf.:** Registered a season-high eight tackles (seven)...**(12/14) vs. Den.:** Tallied five stops for the second consecutive game and added one sack...**(12/23) at Bal.:** Recorded one stop in the season finale.

2016 (with NYG): Started all 16 games for the second time in his career...Registered 43 tackles (29 solo), eight tackles for loss, three sacks, one forced fumble and one blocked FG...**(9/11) at Dal.:** Started in the season opener and posted five tackles (two)...**(9/18) vs. NO:** Posted four stops (three), including one tackle for loss...**(10/16) vs. Bal.:** Notched five tackles (four) and posted his first sack on the year, while registering three total stops for loss...**(11/20) vs. Chi.:** Recorded a season-high six tackles (five) and added a half-sack in the contest, good for a 3-yard loss...**(11/27) at Cle.:** Tallied two stops (one), one sack for a 7-yard loss and also recorded a forced fumble...**(12/18) vs. Det.:** Notched five tackles (three) and a half-sack...**(1/1/17) at Was.:** Posted one tackle in his 16th start of the season...**Postseason: (1/8/17) at GB:** Started in his first career playoff contest and totaled three tackles (two) and one sack.

2015 (with NYG): Started in the first nine games of the season and was placed on the Reserve/Injured List for the remainder of the year...Recorded 30 tackles (21 solo), one pass defended and one forced fumble...**(9/13) at Dal.:** Started in the season opener and recorded three stops (one)...**(10/4) at Buf.:** Registered four tackles (three) in the victory...**(10/11) vs. SF:** Racked up three tackles, including one tackle for loss...**(10/19) at Phi.:** Notched three stops (two) and one pass defended...**(11/1) at NO:** Collected a season-high seven tackles (five) in the contest.

2014 (with NYG): Started all 16 games for the first time in his career, posting a career-high 51 tackles (30 solo), seven sacks, three passes defended and one forced fumble...His 51 tackles were the second most among all NFL 4-3 defensive tackles...His seven sacks on the year ranked second on the team and were the highest total by a Giants defensive tackle since 2000...**(9/8) at Det.:** Recorded five stops (four) in the season opener...**(9/14) vs. Ari.:** Posted six tackles (two) and his first sack of the season, good for an 8-yard loss...**(9/21) vs. Hou.:** Notched a half-sack and one pass defended in the victory...**(10/5) vs. Atl.:** Recorded four tackles (two) and one sack good for a 9-yard loss...Totalled 2.5 sacks in the last four contests...**(11/3) vs. Ind.:** Tallied one tackle and a pass defended...**(11/9) at Sea.:** Recorded four tackles (one) and collected one sack...**(11/30) at Jac.:** Registered two tackles (one) and posted one sack in the contest...**(12/14) vs. Was.:** Collected six stops (five) and recorded a career-high 2.5 sacks...Also recorded one forced fumble.

2013 (with NYG): Appeared in 11 contests in his rookie season as a reserve defensive tackle and special teamer, compiling 16 tackles (nine solo)...**(10/6) vs. Phi.:** Made his NFL debut against the Eagles and posted a season-high five tackles, including one for loss...**(12/1) at Was.:** Saw time as a rotational player on the defensive line and recorded two stops (one)...**(12/15) vs. Sea.:** Notched three tackles, marking his third consecutive game recording multiple stops...**(12/29) vs. Was.:** Collected one stop in his rookie finale.

COLLEGE: Played three seasons at Ohio State, starting in 25-of-38 contests and recording 138 tackles (58 solo), five sacks, 16.5 tackles for loss and one fumble recovery...As a junior in 2013, started every game for the Buckeyes and was named All-American Second Team and was an All-Big Ten Conference selection after finishing with 55 tackles (23)...As a sophomore, was named the team's Jack Stephenson Award winner as the club's outstanding defensive lineman...Appeared in all 13 contests for the Buckeyes and was named the team's outstanding first-year player on defense by the coaching staff after totaling 16 tackles (three), one sack and 1.5 tackles for loss...Majored in criminology.

PERSONAL: Attended Southeastern High School in Dearborn Heights, Mich., where he was a two-time all-state selection and a four-year starter...Named All-Detroit City, All-Metro and was a Michigan Blue Chip performer as a two-way lineman...As a senior, led his team to an 11-1 record and division championship after posting 85 tackles and 12 sacks on the season.

SINGLE-GAME HIGHS: TACKLES: Total – 9, 10/28/18 vs. Ind. Solo – 5, two times; last: 12/10/17 at Buf. Sacks – 2.5, 12/14/14 vs. Was. Forced fumbles – 1, three times; last: 11/27/16 at Cle. Fumble recoveries – 2, 9/30/2018 vs. Cle. Passes defended – 1, eight times; last: 9/15/19 vs. KC.

JOHNATHAN HANKINS' CAREER STATISTICS

Year	Team	GP	GS	TACKLES					INTERCEPTIONS					FUMBLES			
				Total	Solo	Asst.	Sacks	Yds.	No.	Yds.	Lg.	TD	PD	FF	FR	Yds.	
2013	NY Giants	11	0	16	9	7	0.0	0.0	0	0	-	0	0	0	0	0	0
2014	NY Giants	16	16	51	30	21	7.0	53.0	0	0	-	0	3	1	0	0	
2015	NY Giants	9	9	30	21	9	0.0	0.0	0	0	-	0	1	1	0	0	
2016	NY Giants	16	16	43	29	14	3.0	16.5	0	0	-	0	0	1	0	0	
2017	Indianapolis	15	15	44	24	20	2.0	3.0	0	0	-	0	3	0	0	0	
2018	Oakland	15	14	36	21	15	0.0	0.0	0	0	-	0	0	0	2	0	
2019	Oakland	16	16	50	28	22	1.5	7.5	0	0	-	0	1	0	0	0	
Totals		98	86	270	162	108	13.5	80.0	0	0	-	0	8	3	2	0	
POSTSEASON																	
2016	NY Giants	1	1	3	2	1	1.0	1.0	0	0	-	0	0	0	0	0	
Totals		1	1	3	2	1	1.0	1.0	0	0	-	0	0	0	0	0	

JOHNATHAN HANKINS GAME-BY-GAME

2019, OAKLAND (7-9)

Date	Opp.	W/L	GP/GS	TACKLES					INTERCEPTIONS					FUMBLES				
				Total	Solo	Asst.	Sacks	Yds.	No.	Yds.	Lg.	TD	PD	FF	FR	Yds.		
9/9	Den.	W	1/1	2	0	2	0.0	0.0	0	0	-	0	0	0	0	0	0	0
9/15	KC	L	1/1	5	4	1	0.0	0.0	0	0	-	0	1	0	0	0	0	0
9/22	at Min.	L	1/1	8	3	5	0.0	0.0	0	0	-	0	0	0	0	0	0	0
9/29	at Ind.	W	1/1	0	0	0	0.0	0.0	0	0	-	0	0	0	0	0	0	0
10/6	Chi.	W	1/1	2	2	0	0.0	0.0	0	0	-	0	0	0	0	0	0	0
10/20	at GB	L	1/1	4	4	0	0.0	0.0	0	0	-	0	0	0	0	0	0	0
10/27	at Hou.	L	1/1	4	3	1	1.0	3.0	0	0	-	0	0	0	0	0	0	0
11/3	Det.	W	1/1	2	1	1	0.0	0.0	0	0	-	0	0	0	0	0	0	0
11/7	LAC	W	1/1	3	1	2	0.0	0.0	0	0	-	0	0	0	0	0	0	0
11/17	Cin.	W	1/1	1	0	1	0.0	0.0	0	0	-	0	0	0	0	0	0	0
11/24	at NYJ	L	1/1	5	3	2	0.0	0.0	0	0	-	0	0	0	0	0	0	0
12/1	at KC	L	1/1	5	4	1	0.0	0.0	0	0	-	0	0	0	0	0	0	0
12/8	Ten.	L	1/1	4	2	2	0.0	0.0	0	0	-	0	0	0	0	0	0	0
12/15	Jac.	L	1/1	3	1	2	0.0	0.0	0	0	-	0	0	0	0	0	0	0
12/22	at LAC	W	1/1	0	0	0	0.0	0.0	0	0	-	0	0	0	0	0	0	0
12/30	at Den.	L	1/1	2	0	2	0.5	4.5	0	0	-	0	0	0	0	0	0	0
Totals			16/16	50	28	22	1.5	7.5	0	0	-	0	1	0	0	0	0	0

2018, OAKLAND (4-12)

Date	Opp.	W/L	GP/GS	TACKLES					INTERCEPTIONS					FUMBLES				
				Total	Solo	Asst.	Sacks	Yds.	No.	Yds.	Lg.	TD	PD	FF	FR	Yds.		
9/10	LAR	L		(NOT ON ROSTER)														
9/16	at Den.	L	1/0	0	0	0	0.0	0.0	0	0	-	0	0	0	0	0	0	0
9/23	at Mia.	L	1/1	0	0	0	0.0	0.0	0	0	-	0	0	0	0	0	0	0
9/30	Cle.	W	1/1	2	2	0	0.0	0.0	0	0	-	0	0	0	2	0	0	0
10/7	at LAC	L	1/1	2	0	2	0.0	0.0	0	0	-	0	0	0	0	0	0	0
10/14	Sea.	L	1/1	1	1	0	0.0	0.0	0	0	-	0	0	0	0	0	0	0
10/28	Ind.	L	1/1	9	5	4	0.0	0.0	0	0	-	0	0	0	0	0	0	0
11/1	at SF	L	1/1	4	2	2	0.0	0.0	0	0	-	0	0	0	0	0	0	0
11/11	LAC	L	1/1	2	2	0	0.0	0.0	0	0	-	0	0	0	0	0	0	0
11/18	at Ari.	W	1/1	2	0	2	0.0	0.0	0	0	-	0	0	0	0	0	0	0
11/25	at Bal.	L	1/1	3	2	1	0.0	0.0	0	0	-	0	0	0	0	0	0	0
12/2	KC	L	1/1	2	1	1	0.0	0.0	0	0	-	0	0	0	0	0	0	0
12/9	Pit.	W	1/1	3	3	0	0.0	0.0	0	0	-	0	0	0	0	0	0	0
12/16	at Cin.	L	1/1	3	2	1	0.0	0.0	0	0	-	0	0	0	0	0	0	0
12/24	Den.	W	1/1	2	0	2	0.0	0.0	0	0	-	0	0	0	0	0	0	0
12/30	at KC	L	1/1	1	1	0	0.0	0.0	0	0	-	0	0	0	0	0	0	0
Totals			15/14	36	21	15	0.0	0.0	0	0	-	0	0	0	2	0	0	0

2017, INDIANAPOLIS (4-12)

Date	Opp.	W/L	GP/GS	TACKLES					INTERCEPTIONS					FUMBLES				
				Total	Solo	Asst.	Sacks	Yds.	No.	Yds.	Lg.	TD	PD	FF	FR	Yds.		
9/10	at LAR	L	1/1	2	2	0	0.0	0.0	0	0	-	0	0	0	0	0	0	0
9/17	Ari.	L	1/1	2	1	1	0.0	0.0	0	0	-	0	0	0	0	0	0	0
9/24	Cle.	W	1/1	2	1	1	0.0	0.0	0	0	-	0	0	0	0	0	0	0
10/1	at Sea.	L	1/1	4	1	3	1.0	3.0	0	0	-	0	0	0	0	0	0	0
10/8	SF	W	1/1	2	2	0	0.0	0.0	0	0	-	0	1	0	0	0	0	0
10/16	at Ten.	L	1/1	4	1	3	0.0	0.0	0	0	-	0	0	0	0	0	0	0
10/22	Jac.	L	1/1	3	2	1	0.0	0.0	0	0	-	0	0	0	0	0	0	0
10/29	at Cin.	L	1/1	0	0	0	0.0	0.0	0	0	-	0	0	0	0	0	0	0
11/5	at Hou.	W	1/1	2	2	0	0.0	0.0	0	0	-	0	1	0	0	0	0	0
11/12	Pit.	L	1/1	3	1	2	0.0	0.0	0	0	-	0	1	0	0	0	0	0
11/26	Ten.	L	1/1	4	0	4	0.0	0.0	0	0	-	0	0	0	0	0	0	0
12/3	at Jac.	L	1/1	2	1	1	0.0	0.0	0	0	-	0	0	0	0	0	0	0
12/10	at Buf.	L	1/1	8	7	1	0.0	0.0	0	0	-	0	0	0	0	0	0	0
12/14	Den.	L	1/1	5	3	2	1.0	0.0	0	0	-	0	0	0	0	0	0	0
12/23	at Bal.	L	1/1	1	0	1	0.0	0.0	0	0	-	0	0	0	0	0	0	0
12/31	Hou.	W		(INACTIVE - ANKLE)														
Totals			15/15	44	24	20	2.0	3.0	0	0	-	0	3	0	0	0	0	0

JOHNATHAN HANKINS GAME-BY-GAME

2016, NEW YORK GIANTS (11-5)

Date	Opp.	W/L	GP/GS	TACKLES					INTERCEPTIONS					FUMBLES			
				Total	Solo	Asst.	Sacks	Yds.	No.	Yds.	Lg.	TD	PD	FF	FR	Yds.	
9/11	at Dal.	W	1/1	5	2	3	0.0	0.0	0	0	-	0	0	0	0	0	0
9/18	NO	W	1/1	4	3	1	0.0	0.0	0	0	-	0	0	0	0	0	0
9/25	Was.	L	1/1	2	1	1	0.0	0.0	0	0	-	0	0	0	0	0	0
10/3	at Min.	L	1/1	1	1	0	0.0	0.0	0	0	-	0	0	0	0	0	0
10/9	at GB	L	1/1	2	1	1	0.0	0.0	0	0	-	0	0	0	0	0	0
10/16	Bal.	W	1/1	5	4	1	1.0	4.0	0	0	-	0	0	0	0	0	0
10/23	at LAR	W	1/1	2	2	0	0.0	0.0	0	0	-	0	0	0	0	0	0
11/6	Phi.	W	1/1	2	1	1	0.0	0.0	0	0	-	0	0	0	0	0	0
11/14	Cin.	W	1/1	1	1	0	0.0	0.0	0	0	-	0	0	0	0	0	0
11/20	Chi.	W	1/1	6	5	1	0.5	3.0	0	0	-	0	0	0	0	0	0
11/27	at Cle.	W	1/1	2	1	1	1.0	7.0	0	0	-	0	0	1	0	0	0
12/4	at Pit.	L	1/1	2	1	1	0.0	0.0	0	0	-	0	0	0	0	0	0
12/11	Dal.	W	1/1	2	2	0	0.0	0.0	0	0	-	0	0	0	0	0	0
12/18	Det.	W	1/1	5	3	2	0.5	2.5	0	0	-	0	0	0	0	0	0
12/22	at Phi.	L	1/1	1	0	1	0.0	0.0	0	0	-	0	0	0	0	0	0
1/1/17	at Was.	W	1/1	1	1	0	0.0	0.0	0	0	-	0	0	0	0	0	0
Totals			16/16	43	29	14	3.0	16.5	0	0	-	0	0	1	0	0	0
POSTSEASON																	
1/8/17	at GB	L	1/1	3	2	1	1.0	1.0	0	0	-	0	0	0	0	0	0

2015, NEW YORK GIANTS (6-10)

Date	Opp.	W/L	GP/GS	TACKLES					INTERCEPTIONS					FUMBLES			
				Total	Solo	Asst.	Sacks	Yds.	No.	Yds.	Lg.	TD	PD	FF	FR	Yds.	
9/13	at Dal.	L	1/1	3	1	2	0.0	0.0	0	0	-	0	0	0	0	0	0
9/20	Atl.	L	1/1	2	2	0	0.0	0.0	0	0	-	0	0	0	0	0	0
9/24	Was.	W	1/1	3	2	1	0.0	0.0	0	0	-	0	0	0	0	0	0
10/4	at Buf.	W	1/1	4	3	1	0.0	0.0	0	0	-	0	0	0	0	0	0
10/11	SF	W	1/1	3	2	1	0.0	0.0	0	0	-	0	0	0	0	0	0
10/19	at Phi.	L	1/1	3	2	1	0.0	0.0	0	0	-	0	1	0	0	0	0
10/25	Dal.	W	1/1	4	3	1	0.0	0.0	0	0	-	0	0	0	0	0	0
11/1	at NO	L	1/1	7	5	2	0.0	0.0	0	0	-	0	0	0	0	0	0
11/8	at TB	W	1/1	1	1	0	0.0	0.0	0	0	-	0	0	1	0	0	0
11/15	NE	L		(RESERVE/INJURED LIST - PECTORAL)													
11/29	at Was.	L		(RESERVE/INJURED LIST - PECTORAL)													
12/6	NYJ	L		(RESERVE/INJURED LIST - PECTORAL)													
12/14	at Mia.	W		(RESERVE/INJURED LIST - PECTORAL)													
12/20	Car.	L		(RESERVE/INJURED LIST - PECTORAL)													
12/27	at Min.	L		(RESERVE/INJURED LIST - PECTORAL)													
1/3/17	Phi.	L		(RESERVE/INJURED LIST - PECTORAL)													
Totals			9/9	30	21	9	0.0	0.0	0	0	-	0	1	1	0	0	0

JOHNATHAN HANKINS GAME-BY-GAME 2014, NEW YORK GIANTS (6-10)

Date	Opp.	W/L	GP/GS	TACKLES					INTERCEPTIONS				FUMBLES				
				Total	Solo	Asst.	Sacks	Yds.	No.	Yds.	Lg.	TD	PD	FF	FR	Yds.	
9/8	at Det.	L	1/1	5	4	1	0.0	0.0	0	0	-	0	0	0	0	0	0
9/14	Ari.	L	1/1	6	2	4	1.0	8.0	0	0	-	0	0	0	0	0	0
9/21	Hou.	W	1/1	4	1	3	0.5	3.0	0	0	-	0	1	0	0	0	0
9/25	at Was.	W	1/1	1	0	1	0.0	0.0	0	0	-	0	0	0	0	0	0
10/5	Atl.	W	1/1	4	2	2	1.0	9.0	0	0	-	0	1	0	0	0	0
10/12	at Phi.	L	1/1	4	4	0	0.0	0.0	0	0	-	0	0	0	0	0	0
10/19	at Dal.	L	1/1	3	3	0	0.0	0.0	0	0	-	0	0	0	0	0	0
11/3	Ind.	L	1/1	1	1	0	0.0	0.0	0	0	-	0	1	0	0	0	0
11/9	at Sea.	L	1/1	4	1	3	1.0	4.0	0	0	-	0	0	0	0	0	0
11/16	SF	L	1/1	2	0	2	0.0	0.0	0	0	-	0	0	0	0	0	0
11/23	Dal.	L	1/1	5	3	2	0.0	0.0	0	0	-	0	0	0	0	0	0
11/30	at Jac.	L	1/1	2	1	1	1.0	11.0	0	0	-	0	0	0	0	0	0
12/7	at Ten.	W	1/1	1	1	0	0.0	0.0	0	0	-	0	0	0	0	0	0
12/14	Was.	W	1/1	6	5	1	2.5	18.0	0	0	-	0	0	1	0	0	0
12/21	at StL.	W	1/1	1	0	1	0.0	0.0	0	0	-	0	0	0	0	0	0
12/28	Phi.	L	1/1	2	2	0	0.0	0.0	0	0	-	0	0	0	0	0	0
Totals			16/16	51	30	21	7.0	53.0	0	0	-	0	3	1	0	0	0

2013, NEW YORK GIANTS (7-9)

Date	Opp.	W/L	GP/GS	TACKLES					INTERCEPTIONS				FUMBLES				
				Total	Solo	Asst.	Sacks	Yds.	No.	Yds.	Lg.	TD	PD	FF	FR	Yds.	
9/8	at Dal.	L		(INACTIVE)													
9/15	Den.	L		(INACTIVE)													
9/22	at Car.	L		(INACTIVE)													
9/29	at KC	L		(INACTIVE)													
10/6	Phi.	L	1/0	5	5	0	0.0	0.0	0	0	-	0	0	0	0	0	0
10/10	at Chi.	L	1/0	0	0	0	0.0	0.0	0	0	-	0	0	0	0	0	0
10/21	Min.	W		(INACTIVE)													
10/27	at Phi.	W	1/0	0	0	0	0.0	0.0	0	0	-	0	0	0	0	0	0
11/10	Oak.	W	1/0	1	0	1	0.0	0.0	0	0	-	0	0	0	0	0	0
11/17	GB	W	1/0	1	0	1	0.0	0.0	0	0	-	0	0	0	0	0	0
11/24	Dal.	L	1/0	0	0	0	0.0	0.0	0	0	-	0	0	0	0	0	0
12/1	at Was.	W	1/0	2	1	1	0.0	0.0	0	0	-	0	0	0	0	0	0
12/8	at SD	L	1/0	2	1	1	0.0	0.0	0	0	-	0	0	0	0	0	0
12/15	Sea.	L	1/0	3	1	2	0.0	0.0	0	0	-	0	0	0	0	0	0
12/22	at Det.	W	1/0	1	1	0	0.0	0.0	0	0	-	0	0	0	0	0	0
12/29	Was.	W	1/0	1	0	1	0.0	0.0	0	0	-	0	0	0	0	0	0
Totals			11/0	16	9	7	0.0	0.0	0	0	-	0	0	0	0	0	0

25 ERIK HARRIS

Position: **Safety**
HT/WT: **6-2/220**
Acquired: **FA-'17**

Hometown: **New Oxford, Pa.**
College: **California (PA)**

Born: **04/02/90**
NFL Season: **5**
Raiders Season: **4**



TRANSACTIONS: Signed by New Orleans Saints as a reserve/future free agent, Feb. 2, 2016...Waived by Saints, Sept. 1, 2017...Signed by Oakland Raiders as a free agent, Sept. 5, 2017...Re-signed by Raiders as an exclusive rights free agent, April 9, 2018.

CAREER: Versatile safety and special teams standout enters fifth season in the NFL after finishing his third year as a member of the Silver and Black...In 2019, appeared in all 16 contests for the second consecutive season and made a career-high 14 starts, 68 tackles (59 solo), three INTs including two returned for TDs, and eight passes defended...In 2018, logged 43 tackles (32), two INTs and seven passes defended...Appeared in 15 games for the Raiders in 2017 and led the team with five special teams tackles...Played in four games as a rookie with the New Orleans Saints before being placed on the Reserve/Injured List...Career totals include 51 games played with 18 starts, 111 stops (91), five INTs and 15 passes defended.

2019: Played in 16 games and made a career-high 14 starts...Set career highs in tackles (68), INTs (three), defensive TDs (two) and passes defended (eight)...Finished tied for first in the NFL with two defensive TDs...Became the first Raiders player to return two INTs for a TD in a single season since Thomas Howard in 2007...Finished tied for third on the team with six special teams tackles...**(9/9) vs. Den.:** Appeared exclusively on special teams in the season opener...**(9/15) vs. KC:** Earned his first start of the season at safety and recorded two tackles...**(9/22) at Min.:** Registered five tackles (four solo)...Also appeared on special teams and made one stop...**(9/29) at Ind.:** Logged seven tackles (six), one pass defended and one INT...Intercepted a QB Jacoby Brissett pass and returned it 30 yards for a TD to give the Raiders a 31-17 lead with 2:09 remaining in the fourth quarter, marking his first career INT returned for a TD...**(10/6) vs. Chi.:** Tied a team high with six tackles and added one pass defended...**(10/20) at GB:** Registered three tackles...Also appeared on special teams and contributed one stop...**(10/27) at Hou.:** Totaled five tackles and two passes defended...**(11/3) vs. Det.:** Finished with a career-high 10 tackles (eight)...Also contributed one tackle on special teams...**(11/7) vs. LAC:** Tallied one tackle, two INTs, including one returned for a TD, and three passes defended...Intercepted a QB Phillip Rivers' pass and returned it 59 yards to setup the Raiders' first score of the game...Recorded his second INT in two drives and returned it 56 yards for a TD, marking the

AT A GLANCE

- Appeared in 47 contests since joining the Raiders in 2017 while making 18 starts, compiling 111 tackles (91 solo), five INTs including two returned for TDs and 15 passes defended.
- Played in 16 games with a career-high 14 starts in 2019, establishing personal bests in tackles (68), INTs (three) and passes defended (eight).
- His two INTs returned for TDs in 2019 were tied for the most in the NFL.
- Played three years in the CFL for the Hamilton Tiger-Cats, totaling 79 stops, three INTs, three sacks and four fumble recoveries in 42 appearances.
- Played 52 games during his college career at California (PA), making 37 starts during his four-year career.

first time a Raiders player has returned two INTs for a TD in a single season since 2007 (Thomas Howard)...Became the first Raiders player with two INTs, including one for a TD in a game since CB Phillip Buchanon (11/16/03 vs. Minnesota)...Became the 11th player to intercept Rivers twice in a game...His pick-six marked the Raiders second defensive TD of the season, the first time they've had multiple defensive TDs in a season since 2013...**(11/17) vs. Cin.:** Played every snap on defense, recording four tackles and one pass defended...**(11/24) at NYJ:** Recorded five tackles (four)...Contributed one stop on special teams...**(12/1) at KC:** Notched four tackles...**(12/8) vs. Ten.:** Played all 62 defensive snaps and recorded seven tackles...**(12/15) vs. Jac.:** Played all 57 snaps on defense and notched one tackle...**(12/22) at LAC:** Made one tackle...**(12/29) at Den.:** Recorded four tackles on defense and posted one stop on special teams.

2018: Appeared in all 16 games for the first time in his career, starting in four...Totaled 43 tackles (32 solo), two INTs and seven passes defended, all of which were then-career highs...Played significant time on special teams and added six stops for the unit...**(9/10) vs. LAR:** Appeared exclusively on special teams in the season opener...**(9/16) at Den.:** Registered four tackles, including one for loss...Also appeared on special teams...**(9/23) at Mia.:** Recorded two tackles...**(9/30) vs. Cle.:** Registered one tackle while also contributing on special teams...**(10/7) at LAC:** Totaled four tackles on defense, including one for loss, and one special teams tackle...**(10/14) vs. Sea.:** Registered two tackles and one pass defended...His pass defended led to an INT of QB Russell Wilson in the red zone...**(10/28) vs. Ind.:** Made his first start at safety...Recorded six tackles and two passes defended...**(11/1) at SF:** Saw extensive action on defense



and recorded three tackles...**(11/11) vs. LAC:** Notched one tackle on defense...**(11/18) at Ari.:** Contributed one tackle on special teams...**(11/25) at Bal.:** Tallied one tackle and one pass defended...His pass defended led to an INT by S Reggie Nelson...**(12/2) vs. KC:** Appeared primarily on special teams and saw action as a rotational player on defense...**(12/9) vs. Pit.:** Finished tied for second on the team with seven stops in the contest...His seven tackles were a then-career high...Contributed one tackle on special teams...**(12/16) at Cin.:** Earned his second start of the season and picked off QB Jeff Driskel in the first quarter...The INT marked the first of his career...Finished the day with two tackles, two passes defended and one INT...Contributed one tackle on special teams...**(12/24) vs. Den.:** Recorded an INT, marking the first time in his career with an INT in back-to-back weeks...Ended the day with seven tackles (two), one INT and one pass defended...**(12/30) at KC:** Made his third consecutive start at safety and tallied two tackles...Also appeared on special teams.

2017: Played in 15 games, contributing on special teams...Tied for the team lead with five special teams tackles...**(9/10) at Ten.:** Made his Raider debut, appearing exclusively on special teams...**(10/1) at Den.:** Recorded one special teams stop...**(10/8) vs. Bal.:** Posted one special teams tackle...**(10/15) vs. LAC:** Contributed one tackle on special teams...**(10/19) vs. KC:** Made one tackle on special teams...**(11/5) at Mia.:** Tallied one special teams tackle...**(12/10) at KC:** Recovered an onside kick attempt by K Giorgio Tavecchio in the fourth quarter, the franchise's first successful onside kick since 2008...**(12/31) at LAC:** Appeared on special teams in the season finale.

2016 (with NO): Appeared in four games for the Saints, making one special teams tackles before being placed on the Reserve/Injured List on Oct. 13...**(9/11) vs. Oak.:** Recorded a special teams tackle...**(9/18) at NYG:** Saw action on special teams.

2013-15 (with CFL's Hamilton Tiger-Cats): Played three seasons with the CFL's Hamilton Tiger-Cats, posting totals of 79 tackles, three INTs, three sacks, four fumble recoveries and three receptions for 67 yards with one TD in 42 games...Posted 43 tackles, two INTs and three special teams stops in 2015.

COLLEGE: Appeared in all 52 career games at California (PA), making 37 starts with 25 in his final two seasons...As a senior, was selected to the Don Hansen Bowl and was All-PSAC West Second Team, after starting all 13 games at defensive back, while also serving as punter...Finished senior season with 71 tackles (37 solo), 8.5 tackles for loss, three sacks and three INTs...As junior, started all 12 games at safety, tied for second on team with 61 tackles (33) and recorded five tackles for loss, one sack, three INTs, three passes defended and one blocked kick...Made first college start as sophomore, where he played in all 15 games with 12 starts at safety and posted career-high 84 tackles (50), 4.5 tackles for loss, two sacks, three INTs, seven passes defended and two fumble recoveries...Majored in justice studies.

PERSONAL: Attended New Oxford (Pa.) High School, where he was team captain and 2008 All-Times Athlete of the Year...Inducted into New Oxford's Sports Hall of Fame in 2017.

ADDITIONAL STATISTICS: Touchdown – 1, two times; last: 11/7/19 vs. LAC., 56-yard INT return. Special teams tackles – 1 in 2016, 5 in 2017, 6 in 2018, 6 in 2019; NFL totals: 18.

SINGLE-GAME HIGHS: TACKLES: Total – 10, 11/3/19 vs. Det. Solo – 8, 11/3/19 vs. Det. Interceptions – 2, 11/7/19 vs. LAC. Passes defended – 3, 11/7/19 vs. LAC.

ERIK HARRIS' CAREER STATISTICS

Year	Team	GP	GS	TACKLES					INTERCEPTIONS					FUMBLES			
				Total	Solo	Asst.	Sacks	Yds.	No.	Yds.	Lg.	TD	PD	FF	FR	Yds.	
2016	New Orleans	4	0	0	0	0	0.0	0.0	0	0	-	0	0	0	0	0	0
2017	Oakland	15	0	0	0	0	0.0	0.0	0	0	-	0	0	0	0	0	0
2018	Oakland	16	4	43	32	11	0.0	0.0	2	22	21	0	7	0	0	0	0
2019	Oakland	16	14	68	59	9	0.0	0.0	3	145	59	2	8	0	0	0	0
Totals		51	18	111	91	20	0.0	0.0	5	167	59	2	15	0	0	0	0

HARRIS

ERIK HARRIS GAME-BY-GAME

2019, OAKLAND (7-9)

Date	Opp.	W/L	GP/GS	TACKLES					INTERCEPTIONS					FUMBLES			
				Total	Solo	Asst.	Sacks	Yds.	No.	Yds.	Lg.	TD	PD	FF	FR	Yds.	
9/9	Den.	W	1/0	0	0	0	0.0	0.0	0	0	-	0	0	0	0	0	0
9/15	KC	L	1/1	2	2	0	0.0	0.0	0	0	-	0	0	0	0	0	0
9/22	at Min.	L	1/0	5	4	1	0.0	0.0	0	0	-	0	0	0	0	0	0
9/29	at Ind.	W	1/1	7	6	1	0.0	0.0	1	30	30t	1	1	0	0	0	0
10/6	Chi.	W	1/1	6	6	0	0.0	0.0	0	0	-	0	1	0	0	0	0
10/20	at GB	L	1/1	3	3	0	0.0	0.0	0	0	-	0	0	0	0	0	0
10/27	at Hou.	L	1/1	5	5	0	0.0	0.0	0	0	-	0	1	0	0	0	0
11/3	Det.	W	1/1	10	8	2	0.0	0.0	0	0	-	0	1	0	0	0	0
11/7	LAC	W	1/1	1	0	1	0.0	0.0	2	115	59	1	3	0	0	0	0
11/17	Cin.	W	1/1	4	4	0	0.0	0.0	0	0	-	0	1	0	0	0	0
11/24	at NYJ	L	1/1	6	4	2	0.0	0.0	0	0	-	0	0	0	0	0	0
12/1	at KC	L	1/1	6	5	1	0.0	0.0	0	0	-	0	0	0	0	0	0
12/8	Ten.	L	1/1	7	7	0	0.0	0.0	0	0	-	0	0	0	0	0	0
12/15	Jac.	L	1/1	1	0	1	0.0	0.0	0	0	-	0	0	0	0	0	0
12/22	at LAC	W	1/1	1	1	0	0.0	0.0	0	0	-	0	0	0	0	0	0
12/30	at Den.	L	1/1	4	4	0	0.0	0.0	0	0	-	0	0	0	0	0	0
Totals			16/14	68	59	9	0.0	0.0	3	145	59	2	8	0	0	0	0

2018, OAKLAND (4-12)

Date	Opp.	W/L	GP/GS	TACKLES					INTERCEPTIONS					FUMBLES			
				Total	Solo	Asst.	Sacks	Yds.	No.	Yds.	Lg.	TD	PD	FF	FR	Yds.	
9/10	LAR	L	1/0	0	0	0	0.0	0.0	0	0	-	0	0	0	0	0	0
9/16	at Den.	L	1/0	4	4	0	0.0	0.0	0	0	-	0	0	0	0	0	0
9/23	at Mia.	L	1/0	2	2	0	0.0	0.0	0	0	-	0	0	0	0	0	0
9/30	Cle.	W	1/0	1	1	0	0.0	0.0	0	0	-	0	0	0	0	0	0
10/7	at LAC	L	1/0	4	3	1	0.0	0.0	0	0	-	0	0	0	0	0	0
10/14	Sea.	L	1/0	2	2	0	0.0	0.0	0	0	-	0	1	0	0	0	0
10/28	Ind.	L	1/1	6	6	0	0.0	0.0	0	0	-	0	2	0	0	0	0
11/1	at SF	L	1/0	3	3	0	0.0	0.0	0	0	-	0	0	0	0	0	0
11/11	LAC	L	1/0	1	1	0	0.0	0.0	0	0	-	0	0	0	0	0	0
11/18	at Ari.	W	1/0	0	0	0	0.0	0.0	0	0	-	0	0	0	0	0	0
11/25	at Bal.	L	1/0	1	1	0	0.0	0.0	0	0	-	0	1	0	0	0	0
12/2	KC	L	1/0	0	0	0	0.0	0.0	0	0	-	0	0	0	0	0	0
12/9	Pit.	W	1/0	7	3	4	0.0	0.0	0	0	-	0	0	0	0	0	0
12/16	at Cin.	L	1/1	2	2	0	0.0	0.0	1	1	1	0	2	0	0	0	0
12/24	Den.	W	1/1	7	2	5	0.0	0.0	1	21	21	0	1	0	0	0	0
12/30	at KC	L	1/1	3	2	1	0.0	0.0	0	0	-	0	0	0	0	0	0
Totals			16/4	43	32	11	0.0	0.0	2	22	21	0	7	0	0	0	0

2017, OAKLAND (6-10)

Date	Opp.	W/L	GP/GS	TACKLES					INTERCEPTIONS					FUMBLES				
				Total	Solo	Asst.	Sacks	Yds.	No.	Yds.	Lg.	TD	PD	FF	FR	Yds.		
9/10	at Ten.	W	1/0	0	0	0	0.0	0.0	0	0	-	0	0	0	0	0	0	
9/17	NYJ	W	1/0	0	0	0	0.0	0.0	0	0	-	0	0	0	0	0	0	
9/24	at Was.	L		(INACTIVE)														
10/1	at Den.	L	1/0	0	0	0	0.0	0.0	0	0	-	0	0	0	0	0	0	
10/8	Bal.	L	1/0	0	0	0	0.0	0.0	0	0	-	0	0	0	0	0	0	
10/15	LAC	L	1/0	0	0	0	0.0	0.0	0	0	-	0	0	0	0	0	0	
10/19	KC	W	1/0	0	0	0	0.0	0.0	0	0	-	0	0	0	0	0	0	
10/29	at Buf.	L	1/0	0	0	0	0.0	0.0	0	0	-	0	0	0	0	0	0	
11/5	at Mia.	W	1/0	0	0	0	0.0	0.0	0	0	-	0	0	0	0	0	0	
11/19	NE	L	1/0	0	0	0	0.0	0.0	0	0	-	0	0	0	0	0	0	
11/26	Den.	W	1/0	0	0	0	0.0	0.0	0	0	-	0	0	0	0	0	0	
12/3	NYG	W	1/0	0	0	0	0.0	0.0	0	0	-	0	0	0	0	0	0	
12/10	at KC	L	1/0	0	0	0	0.0	0.0	0	0	-	0	0	0	0	0	0	
12/17	Dal.	L	1/0	0	0	0	0.0	0.0	0	0	-	0	0	0	0	0	0	
12/25	at Phi.	L	1/0	0	0	0	0.0	0.0	0	0	-	0	0	0	0	0	0	
12/31	at LAC	L	1/0	0	0	0	0.0	0.0	0	0	-	0	0	0	0	0	0	
Totals			15/0	0	0	0	0.0	0.0	0	0	-	0	0	0	0	0	0	

38 JEFF HEATH

Position: **Safety**
HT/WT: **6-1/212**
Acquired: **UFA-'20 (Dal.)**
Hometown: **Warren, Mich.**
College: **Saginaw Valley State**

Born: **05/14/91**
NFL Season: **8**
Raiders Season: **1**



TRANSACTIONS: Signed by Dallas Cowboys as an undrafted free agent, May 10, 2013...Re-signed by the Cowboys, April 13, 2016...Signed by the Las Vegas Raiders as an unrestricted free agent, March 18, 2020.

CAREER: Veteran eight-year safety enters his first season with the Raiders after spending the last seven years with the Dallas Cowboys, making the team as an undrafted free agent in 2013...In 2019, started all 13 games he appeared in, recording 63 tackles (42 solo) and nine passes defended...Started all 16 games for the first time in his career in 2018, finishing fourth on the team with a career-best 84 tackles and tied for third with a career-high four tackles for losses...In 2017, starting all 15 games he played, totaling 81 tackles and a team-best three INTs...Recorded 20 tackles in 2016, while also appearing on special teams...Spent the 2014 and 2015 season as a reserve safety and appearing on special teams, leading the team in special teams tackles and a career-high two INTs...Played in all 16 games during his rookie campaign, finishing sixth on the team with 60 tackles and adding 13 special teams stops with a 50-yard fumble recovery for a TD...Career totals include 106 games played with 54 starts, recording 350 tackles (249), eight INTs, 30 passes defended, three forced fumbles and one fumble recovery returned for a TD.

AT A GLANCE

- Veteran eight-year safety enters his first season with the Raiders after spending the last seven years with the Dallas Cowboys, making the team as an undrafted free agent in 2013.
- Has played in 106 career games with 54 starts, recording 350 tackles (249 solo), eight INTs, 30 passes defended, three forced fumbles and one fumble recovery returned for a TD.
- In 2018, started all 16 games for the first time in his career and recorded a career-high 84 tackles (63), finishing fourth on the team.
- Played four years (2009-12) at Saginaw Valley State, appearing in 35 games with 30 starts.

2019 (with Dal.): Started all 13 games he played, recording 63 tackles (42 solo) and nine passes defended...**(9/8) vs. NYG:** Recorded a season-high nine tackles (six) with two passes defended in the season opener...**(9/15) at Was.:** Totaled five tackles (four) with one pass defended...**(9/29) at NO:** Finished the day with six tackles (four) and one pass defended...**(10/13) at NYI:** Recorded seven tackles (three)...**(10/20) vs. Phi.:** Made six stops in the contest...**(12/22) at Phi.:** Finished the game with six tackles (three)...**(12/29) vs. Was.:** Totaled seven tackles (six) with two passes defended.

2018 (with Dal.): Started all 16 games for the first time in his career and recorded a career-high 84 tackles (63 solo), six passes defended and one INT...Finished fourth on the team in tackles (84) and third in special teams stops (nine)...**(9/9) at Car.:** Recorded six tackles (five) in the season opener...**(9/23) at Sea.:** Finished the game with six stops...**(10/7) at Hou.:** Recorded nine tackles (six) with one pass defended...**(10/14) at Jac.:** Totaled three tackles, all solo, while adding one INT returned 49 yards...**(11/11) at Phi.:** Registered nine tackles (eight)...**(11/22) vs. Was.:** Totaled six tackles (five), one pass defended and one forced fumble...**(12/16) at Ind.:** Tied a career high with nine solo tackles...**(12/30) at NYG:** Registered eight stops on defense...**Postseason: (1/5/19) vs. Sea.:** Recorded four tackles (three) in the contest...**(1/12/19) at LAR:** Led the team nine tackles (six) and added one pass defended in the Divisional Championship.

2017 (with Dal.): Started all 15 games he played and placed fourth on the team with 81 tackles (62 solo) and leading the team with three INTs...Added eight special teams tackles, finishing fifth on the team...**(9/17) at Den.:** Recorded five tackles (four) with one pass defended...**(10/1) vs. LAR:** Posted eight stops on defense...**(10/22) at SF:** Finished with nine tackles (six)...Also filled in for K Dan Bailey on PATs and kickoffs, finishing two-of-three on PATs with two touchbacks on five kickoffs...**(11/5) vs. KC:** Recorded his first INT of the season, while adding one tackle...**(11/23) vs. LAC:** Made seven stops on defense...**(11/30) vs. Was.:** Totaled five tackles (two), adding one INT returned for 14 yards...**(12/10) at NYG:** Made nine stops

2016 (with Dal.): Played in all 16 games for the second straight season, third overall, and tallied 20 tackles (14 solo), two passes defended and one INT...Finished third on the team with seven special teams stops...**(10/2) at SF:** Appeared in his 50th career game, while recording two tackles on special teams...**(10/16) at GB:** Recorded two tackles (two) in the contest...**(12/18) vs. TB:** Recorded the third INT of his career and returned it for 19 yards...**Postseason: (1/15/17) vs. GB:** Recorded his first career sack in the Divisional Championship, adding two tackles and one INT returned 27 yards.

2015 (with Dal.): Played in all 16 games for the second time in his career and tied for the team lead with nine special teams tackles while posting 26 tackles (16 solo) and a team-best and two INTs as a reserve defensive back...**(11/8) vs. Phi.:** Registered six tackles (five) in the contest...**(11/15) at TB:** Recorded two tackles and two INTs, marking the first multi-INT game of his career...**(11/26) vs. Car.:** Totaled seven tackles (four) to surpass 100 career tackles...**(12/7) at Was.:** Forced a fumble on a punt return that led to Dallas' only TD of the game.

2014 (with Dal.): Played in 14 games and tallied 16 tackles (10 solo) and eight special team stops...**(11/2) vs. Ari.:** Totaled three tackles in the contest...**(11/9) at Jac.:** Led the team with three special teams stops...**Postseason: (1/11/15) at GB:** Totaled seven tackles (six) and one pass defended in the Divisional Championship.

2013 (with Dal.): Earned a roster spot out of training camp as an undrafted free agent and played in all 16 games...Became a starting safety for the final nine games and finished with 60 tackles (42 solo), ranking sixth on the team...Led the team with 13 stops on special teams...**(9/8) vs. NYG:** Made his NFL debut, appearing on special teams and record one stop for the unit...**(9/22) vs. StL.:** Recorded three tackles in the contest...**(10/27) at Det.:** Led the team with 12 tackles (nine) in his first career

HEATH

start...(11/10) at NO: Recorded a career-high 13 tackles (eight) with two passes defended...(11/24) at NYG: Totaled eight tackles (five), one fumble recovery returned 50 yards for a TD...(12/22) at Was.: Recorded his first career INT, while added three tackles on defense.

COLLEGE: Played four years (2009-12) at Saginaw Valley State, starting 30-of-35 games...Recorded 219 tackles, 16.5 tackles for loss, seven INTs and forcing and recovering four fumbles...As a senior in 2012 earned All-Great Lakes Intercollegiate Athletic Conference First Team defense with 77 tackles, three tackles for losses, one forced fumble, two fumble recoveries, five INTs and seven pass breakups while starting all 11 games...Started all 11 games as a junior, earning second-team All-GLIAC honors after totaling 81 tackles, nine tackles for loss, one sack, three pass breakups and one INT for a return of 46 yards...Appeared in eight games, starting seven, as a sophomore and ended the season with 49 tackles, 3.5 tackles for loss, one INT and recovered two fumbles...As a freshman, appeared in five games and started one, recording 13 tackles, one tackle for loss, one INT, one deflected pass and forced and recovered a fumble.

PERSONAL: Prepped at Lake Orion (Mich.) High School where he was voted all-league, All-North Conference, all-state finalist, Big Play Player of the Year, recipient of the Big Stick Award for hardest hitter and team captain...Majored in criminal science at Saginaw Valley State.

ADDITIONAL STATISTICS: Touchdown – 1, 11/24/13 at NYG, 50-yard FR return. Special teams tackles – 13 in 2013, 8 in 2014, 9 in 2015, 7 in 2016, 8 in 2017, 9 in 2018, 4 in 2019; NFL totals: 58.

SINGLE-GAME HIGHS: TACKLES: Total – 13, 11/10/13 at NO, Solo - 9, 12/16/18 at Ind. Interceptions – 2, 11/15/15 at TB. Passes defended – 2, five times; last: 12/29/19 vs. Was.

JEFF HEATH'S CAREER STATISTICS

Year	Team	GP	GS	Total	TACKLES				INTERCEPTIONS					FUMBLES		
					Solo	Asst.	Sacks	Yds.	No.	Yds.	Lg.	TD	PD	FF	FR	Yds.
2013	Dallas	16	9	60	42	18	0.0	0.0	1	0	0	0	6	1	1	50t
2014	Dallas	14	0	16	10	6	0.0	0.0	0	0	-	0	0	0	0	0
2015	Dallas	16	1	26	16	10	0.0	0.0	2	19	19	0	2	0	0	0
2016	Dallas	16	0	20	14	6	0.0	0.0	1	19	19	0	2	0	0	0
2017	Dallas	15	15	81	62	19	0.0	0.0	3	20	14	0	5	1	0	0
2018	Dallas	16	16	84	63	21	0.0	0.0	1	49	49	0	6	1	0	0
2019	Dallas	13	13	63	42	21	0.0	0.0	0	0	-	0	9	0	0	0
Totals		106	54	350	249	101	0.0	0.0	8	107	49	0	30	3	1	50t
POSTSEASON																
2014	Dallas	2	0	9	8	1	0.0	0.0	0	0	-	0	1	0	0	0
2016	Dallas	1	0	2	2	0	1.0	10.0	1	27	27	0	1	0	0	0
2018	Dallas	2	2	13	9	4	0.0	0.0	0	0	-	0	1	0	0	0
Totals		5	2	24	19	5	1.0	10.0	1	27	27	0	3	0	0	0

JEFF HEATH GAME-BY-GAME

2019, DALLAS (8-8)

Date	Opp.	W/L	GP/GS	Total	TACKLES				INTERCEPTIONS					FUMBLES		
					Solo	Asst.	Sacks	Yds.	No.	Yds.	Lg.	TD	PD	FF	FR	Yds.
9/8	NYG	W	1/1	9	6	3	0.0	0.0	0	0	-	0	2	0	0	0
9/15	at Was.	W	1/1	5	4	1	0.0	0.0	0	0	-	0	1	0	0	0
9/22	Mia.	W	1/1	3	1	2	0.0	0.0	0	0	-	0	1	0	0	0
9/29	at NO	L	1/1	6	4	2	0.0	0.0	0	0	-	0	1	0	0	0
10/6	GB	L	1/1	4	4	0	0.0	0.0	0	0	-	0	0	0	0	0
10/13	at NYJ	L	1/1	7	3	4	0.0	0.0	0	0	-	0	0	0	0	0
10/20	Phi.	W	1/1	6	6	0	0.0	0.0	0	0	-	0	0	0	0	0
11/4	at NYG	W	1/1	3	1	2	0.0	0.0	0	0	-	0	0	0	0	0
11/10	Min.	L	1/1	1	1	0	0.0	0.0	0	0	-	0	0	0	0	0
11/17	at Det.	W		(INACTIVE - SHOULDER)												
11/24	at NE	L	1/1	5	2	3	0.0	0.0	0	0	-	0	1	0	0	0
11/28	Buf.	L		(INACTIVE - SHOULDER)												
12/5	at Chi.	L		(INACTIVE - SHOULDER)												
12/15	LAR	W	1/1	1	1	0	0.0	0.0	0	0	-	0	1	0	0	0
12/22	at Phi.	L	1/1	6	3	3	0.0	0.0	0	0	-	0	0	0	0	0
12/29	Was.	W	1/1	7	6	1	0.0	0.0	0	0	-	0	2	0	0	0
Totals			13/13	63	42	21	0.0	0.0	0	0	-	0	9	0	0	0

JEFF HEATH GAME-BY-GAME

2018, DALLAS (10-6)

Date	Opp.	W/L	GP/GS	TACKLES					INTERCEPTIONS					FUMBLES				
				Total	Solo	Asst.	Sacks	Yds.	No.	Yds.	Lg.	TD	PD	FF	FR	Yds.		
9/9	at Car.	L	1/1	6	5	1	0.0	0.0	0	0	-	0	0	0	0	0	0	0
9/16	NYG	W	1/1	4	2	2	0.0	0.0	0	0	-	0	1	0	0	0	0	0
9/23	at Sea.	L	1/1	6	2	4	0.0	0.0	0	0	-	0	0	0	0	0	0	0
9/30	Det.	W	1/1	2	2	0	0.0	0.0	0	0	-	0	0	0	0	0	0	0
10/7	at Hou.	L	1/1	9	6	3	0.0	0.0	0	0	-	0	1	0	0	0	0	0
10/14	Jac.	W	1/1	3	0	3	0.0	0.0	1	49	49	0	1	0	0	0	0	0
10/21	at Was.	L	1/1	4	3	1	0.0	0.0	0	0	-	0	0	0	0	0	0	0
11/5	Ten.	L	1/1	4	4	0	0.0	0.0	0	0	-	0	0	0	0	0	0	0
11/11	at Phi.	W	1/1	9	8	1	0.0	0.0	0	0	-	0	0	0	0	0	0	0
11/18	at Atl.	W	1/1	3	3	0	0.0	0.0	0	0	-	0	1	0	0	0	0	0
11/22	Was.	W	1/1	6	5	1	0.0	0.0	0	0	-	0	1	1	0	0	0	0
11/29	NO	W	1/1	4	3	1	0.0	0.0	0	0	-	0	0	0	0	0	0	0
12/9	Phi	W	1/1	3	2	1	0.0	0.0	0	0	-	0	0	0	0	0	0	0
12/16	at Ind.	L	1/1	9	9	0	0.0	0.0	0	0	-	0	0	0	0	0	0	0
12/23	TB	W	1/1	4	2	2	0.0	0.0	0	0	-	0	1	0	0	0	0	0
12/30	at NYG	W	1/1	8	7	1	0.0	0.0	0	0	-	0	0	0	0	0	0	0
Totals			16/16	84	63	21	0.0	0.0	1	49	49	0	6	1	0	0	0	0
POSTSEASON																		
1/5/19	Sea.	W	1/1	4	3	1	0.0	0.0	0	0	-	0	0	0	0	0	0	0
1/12/19	at LAR	L	1/1	9	6	3	0.0	0.0	0	0	-	0	1	0	0	0	0	0
Totals			2/2	13	9	4	0.0	0.0	0	0	-	0	1	0	0	0	0	0

2017, DALLAS (9-7)

Date	Opp.	W/L	GP/GS	TACKLES					INTERCEPTIONS					FUMBLES				
				Total	Solo	Asst.	Sacks	Yds.	No.	Yds.	Lg.	TD	PD	FF	FR	Yds.		
9/10	NYG	W	1/1	5	3	2	0.0	0.0	0	0	-	0	0	0	0	0	0	0
9/17	at Den.	L	1/1	5	4	1	0.0	0.0	0	0	-	0	1	0	0	0	0	0
9/25	at Ari.	W	1/1	5	4	1	0.0	0.0	0	0	-	0	0	0	0	0	0	0
10/1	LAR	L	1/1	8	8	0	0.0	0.0	0	0	-	0	0	0	0	0	0	0
10/8	GB	L	1/1	5	3	2	0.0	0.0	0	0	-	0	0	0	0	0	0	0
10/22	at SF	W	1/1	9	6	3	0.0	0.0	0	0	-	0	0	0	0	0	0	0
10/29	at Was.	W	1/1	3	3	0	0.0	0.0	0	0	-	0	0	0	0	0	0	0
11/5	KC	W	1/1	1	1	0	0.0	0.0	1	3	3	0	1	0	0	0	0	0
11/12	at Atl.	L	1/1	6	5	1	0.0	0.0	0	0	-	0	0	0	0	0	0	0
11/19	Phi.	L		(INACTIVE)														
11/23	LAC	L	1/1	7	5	2	0.0	0.0	0	0	-	0	0	0	0	0	0	0
11/30	Was.	W	1/1	5	2	3	0.0	0.0	1	14	14	0	1	0	0	0	0	0
12/10	at NYG	W	1/1	9	8	1	0.0	0.0	1	3	3	0	1	0	0	0	0	0
12/17	at Oak.	W	1/1	7	4	3	0.0	0.0	0	0	-	0	1	1	0	0	0	0
12/24	Sea.	L	1/1	3	3	0	0.0	0.0	0	0	-	0	0	0	0	0	0	0
12/31	at Phi.	W	1/1	3	3	0	0.0	0.0	0	0	-	0	0	0	0	0	0	0
Totals			15/15	81	62	19	0.0	0.0	3	20	14	0	5	1	0	0	0	0

HEATH

JEFF HEATH GAME-BY-GAME

2016, DALLAS (13-3)

Date	Opp.	W/L	GP/GS	TACKLES					INTERCEPTIONS					FUMBLES			
				Total	Solo	Asst.	Sacks	Yds.	No.	Yds.	Lg.	TD	PD	FF	FR	Yds.	
9/11	NYG	L	1/0	0	0	0	0.0	0.0	0	0	-	0	0	0	0	0	0
9/18	at Was.	W	1/0	0	0	0	0.0	0.0	0	0	-	0	0	0	0	0	0
9/25	Chi.	W	1/0	0	0	0	0.0	0.0	0	0	-	0	0	0	0	0	0
10/2	at SF	W	1/0	0	0	0	0.0	0.0	0	0	-	0	0	0	0	0	0
10/9	Cin.	W	1/0	0	0	0	0.0	0.0	0	0	-	0	0	0	0	0	0
10/16	at GB	W	1/0	2	2	0	0.0	0.0	0	0	-	0	0	0	0	0	0
10/30	Phi.	W	1/0	0	0	0	0.0	0.0	0	0	-	0	0	0	0	0	0
11/6	at Cle.	W	1/0	1	1	0	0.0	0.0	0	0	-	0	0	0	0	0	0
11/13	at Pit.	W	1/0	2	1	1	0.0	0.0	0	0	-	0	0	0	0	0	0
11/20	Bal.	W	1/0	2	1	1	0.0	0.0	0	0	-	0	0	0	0	0	0
11/24	Was.	W	1/0	5	3	2	0.0	0.0	0	0	-	0	0	0	0	0	0
12/1	at Min.	W	1/0	0	0	0	0.0	0.0	0	0	-	0	0	0	0	0	0
12/11	at NYG	L	1/0	3	1	2	0.0	0.0	0	0	-	0	0	0	0	0	0
12/18	TB	W	1/0	0	0	0	0.0	0.0	1	19	19	0	1	0	0	0	0
12/26	Det.	W	1/0	1	1	0	0.0	0.0	0	0	-	0	1	0	0	0	0
1/1/17	at Phi.	L	1/0	4	4	0	0.0	0.0	0	0	-	0	0	0	0	0	0
Totals			16/0	20	14	6	0.0	0.0	1	19	19	0	2	0	0	0	0
POSTSEASON																	
1/15/17	GB	L	1/0	2	2	0	1.0	10.0	1	27	27	0	1	0	0	0	0

2015, DALLAS (4-12)

Date	Opp.	W/L	GP/GS	TACKLES					INTERCEPTIONS					FUMBLES			
				Total	Solo	Asst.	Sacks	Yds.	No.	Yds.	Lg.	TD	PD	FF	FR	Yds.	
9/13	NYG	W	1/0	1	1	0	0.0	0.0	0	0	-	0	0	0	0	0	0
9/20	at Phi.	W	1/0	1	0	1	0.0	0.0	0	0	-	0	0	0	0	0	0
9/27	Atl.	L	1/0	0	0	0	0.0	0.0	0	0	-	0	0	0	0	0	0
10/4	at NO	L	1/0	1	1	0	0.0	0.0	0	0	-	0	0	0	0	0	0
10/11	NE	L	1/0	0	0	0	0.0	0.0	0	0	-	0	0	0	0	0	0
10/25	at NYG	L	1/0	1	0	1	0.0	0.0	0	0	-	0	0	0	0	0	0
11/1	Sea.	L	1/0	2	1	1	0.0	0.0	0	0	-	0	0	0	0	0	0
11/8	Phi.	L	1/0	6	5	1	0.0	0.0	0	0	-	0	0	0	0	0	0
11/15	at TB	L	1/0	2	2	0	0.0	0.0	2	19	19	0	2	0	0	0	0
11/22	at Mia.	W	1/0	5	2	3	0.0	0.0	0	0	-	0	0	0	0	0	0
11/26	Car.	L	1/1	7	4	3	0.0	0.0	0	0	-	0	0	0	0	0	0
12/7	at Was.	W	1/0	0	0	0	0.0	0.0	0	0	-	0	0	0	0	0	0
12/13	at GB	L	1/0	0	0	0	0.0	0.0	0	0	-	0	0	0	0	0	0
12/19	NYJ	L	1/0	0	0	0	0.0	0.0	0	0	-	0	0	0	0	0	0
12/27	at Buf.	L	1/0	0	0	0	0.0	0.0	0	0	-	0	0	0	0	0	0
1/3/16	Was.	L	1/0	0	0	0	0.0	0.0	0	0	-	0	0	0	0	0	0
Totals			16/1	26	16	10	0.0	0.0	2	19	19	0	2	0	0	0	0

JEFF HEATH GAME-BY-GAME

2014, DALLAS (12-4)

Date	Opp.	W/L	GP/GS	TACKLES					INTERCEPTIONS					FUMBLES			
				Total	Solo	Asst.	Sacks	Yds.	No.	Yds.	Lg.	TD	PD	FF	FR	Yds.	
9/7	SF	L	1/0	1	0	1	0.0	0.0	0	0	-	0	0	0	0	0	0
9/14	at Ten.	W	1/0	1	1	0	0.0	0.0	0	0	-	0	0	0	0	0	0
9/21	at StL.	W	1/0	0	0	0	0.0	0.0	0	0	-	0	0	0	0	0	0
9/28	NO	W	1/0	1	1	0	0.0	0.0	0	0	-	0	0	0	0	0	0
10/5	Hou.	W	1/0	0	0	0	0.0	0.0	0	0	-	0	0	0	0	0	0
10/12	at Sea.	W	1/0	1	0	1	0.0	0.0	0	0	-	0	0	0	0	0	0
10/19	NYG	W	1/0	3	2	1	0.0	0.0	0	0	-	0	0	0	0	0	0
10/27	Was.	L	1/0	0	0	0	0.0	0.0	0	0	-	0	0	0	0	0	0
11/2	Ari.	L	1/0	3	2	1	0.0	0.0	0	0	-	0	0	0	0	0	0
11/9	at Jac.	W	1/0	2	1	1	0.0	0.0	0	0	-	0	0	0	0	0	0
11/23	at NYG	W	1/0	3	2	1	0.0	0.0	0	0	-	0	0	0	0	0	0
11/27	Phi.	L															
12/4	at Chi.	W															
12/14	at Phi.	W	1/0	0	0	0	0.0	0.0	0	0	-	0	0	0	0	0	0
12/21	Ind.	W	1/0	1	1	0	0.0	0.0	0	0	-	0	0	0	0	0	0
12/28	at Was.	W	1/0	0	0	0	0.0	0.0	0	0	-	0	0	0	0	0	0
Totals			14/0	16	10	6	0.0	0.0	0	0	-	0	0	0	0	0	0
POSTSEASON																	
1/4/15	Det.	W	1/0	2	2	0	0.0	0.0	0	0	-	0	0	0	0	0	0
1/11/15	at GB	L	1/0	7	6	1	0.0	0.0	0	0	-	0	1	0	0	0	0
Totals			2/0	9	8	1	0.0	0.0	0	0	-	0	1	0	0	0	0


2013, DALLAS (8-8)

Date	Opp.	W/L	GP/GS	TACKLES					INTERCEPTIONS					FUMBLES			
				Total	Solo	Asst.	Sacks	Yds.	No.	Yds.	Lg.	TD	PD	FF	FR	Yds.	
9/8	NYG	W	1/0	0	0	0	0.0	0.0	0	0	-	0	0	0	0	0	0
9/15	at KC	L	1/0	0	0	0	0.0	0.0	0	0	-	0	0	0	0	0	0
9/22	StL.	W	1/0	3	2	1	0.0	0.0	0	0	-	0	0	0	0	0	0
9/29	at SD	L	1/0	0	0	0	0.0	0.0	0	0	-	0	0	0	0	0	0
10/13	Den.	L	1/0	0	0	0	0.0	0.0	0	0	-	0	0	0	0	0	0
10/20	Was.	W	1/0	1	0	1	0.0	0.0	0	0	-	0	0	0	0	0	0
10/28	at Phi.	W	1/0	1	1	0	0.0	0.0	0	0	-	0	0	0	0	0	0
11/3	at Det.	L	1/1	12	9	3	0.0	0.0	0	0	-	0	0	0	1	0	0
11/10	Min.	W	1/1	3	1	2	0.0	0.0	0	0	-	0	0	0	0	0	0
11/17	at NO	L	1/1	13	8	5	0.0	0.0	0	0	-	0	2	0	0	0	0
11/24	at NYG	W	1/1	8	5	3	0.0	0.0	0	0	-	0	0	0	1	50t	0
12/1	Oak.	W	1/1	5	4	1	0.0	0.0	0	0	-	0	2	0	0	0	0
12/8	at Chi.	L	1/1	2	1	1	0.0	0.0	0	0	-	0	1	0	0	0	0
12/15	GB	L	1/1	6	5	1	0.0	0.0	0	0	-	0	0	0	0	0	0
12/22	at Was.	W	1/1	3	3	0	0.0	0.0	1	0	0	0	1	0	0	0	0
12/29	Phi.	L	1/1	3	3	0	0.0	0.0	0	0	-	0	0	0	0	0	0
Totals			16/9	60	42	18	0.0	0.0	1	0	0	0	6	1	1	50t	0

61 RODNEY HUDSON

Position: **Center**
HT/WT: **6-2/315**
Acquired: **UFA-'15 (KC)**
Hometown: **Mobile, Ala.**
College: **Florida State**

Born: **07/12/89**
NFL Season: **10**
Raiders Season: **6**



TRANSACTIONS: Selected by Kansas City Chiefs in the second round (55th overall) of the 2011 NFL Draft, April 29, 2011... Signed by Oakland Raiders as an unrestricted free agent, March 11, 2015.

CAREER: Elite center enters his sixth season with the Raiders after signing with the team as an unrestricted free agent prior to the 2015 season...Has played in 127 games with 111 starts at center and guard over his first nine seasons in the NFL...Started at center in all 15 appearances in 2019, earning his third Pro Bowl honor after paving the way for the franchise's first 1,000-yard rookie rusher...Also named second-team All-Pro for his exceptional season...Was voted by teammates as the recipient of the Commitment to Excellence Award for the third straight year...Started at center in all 16 games for the third consecutive year and fourth of his career in 2018...Earned his second Pro Bowl selection in 2017...Part of an offensive line that surrendered just 24 sacks on the year, tied for the third fewest in the league...Earned his first Pro Bowl selection and a spot on the PFWA All-AFC team in 2016 after starting all 16 games for the first time since 2014...Part of an offensive line that allowed a league-low 18 sacks on the season...Helped the offense finish sixth in the league in total offense (373.3 avg.)...In his first year with the Raiders in 2015, started 13 games...Missed three contests due to an ankle injury...Started at center in all 16 games for the first time in his career in 2014...Originally entered the NFL as a second-round draft pick of the Chiefs in 2011.

AT A GLANCE

- Started 76 games at center in his five years with the Silver and Black, earning three Pro Bowl selections.
- Named second-team All-Pro honors in 2019.
- Has been named to the PFWA All-AFC team two times (2016 and 2019).
- Has played in 127 games with 111 starts at center and guard in his nine-year career.
- Was the 11th player in ACC history to win the Jacobs Blocking Award twice in a career (2009-10).

2019: Started all 15 games he appeared in, earning his third Pro Bowl honor...Also earned PFWA All-AFC Team recognition and second-team All-Pro honors...Helped the Raiders finish eighth in the NFL in fewest sacks allowed, while paving the way for the first 1,000-yard rookie rusher in club history in RB Josh Jacobs...Also helped QB Derek Carr set career highs in completion percentage, passing yards, passer rating and yards per attempt...Voted by teammates as the recipient of the Commitment to Excellence Award for the third consecutive year...**(9/9) vs. Den.:** Started at center, helping the line post their first clean sheet of the season...For just the third time since the 1970 AFL-NFL Merger, the Raiders held their opponent to zero sacks in the season opener...Helped Carr finish with an 84.6 completion percentage and a passer rating of 121.0, marking his highest in a season opener...**(9/15) vs. KC:** Part of an offensive line that paved the way for 129 yards on the ground...Protected Carr as he passed QB Ken Stabler to become the Raiders' all-time leader in passing yards with 19,196...**(9/29) at Ind.:** Started at center on an offensive line that helped produce a season-high 188 yards on the ground...**(10/6) vs. Chi.:** Started at center, helping the line post their second clean sheet of the season...Paved the way for Jacobs, who eclipsed the 100-yard mark for the first time in his career, with 123 yards on 26 carries...**(10/20) at GB:** Part of an offensive line that did not allow a sack for the third time on the year...Helped the offense surpass 150 rushing yards for the third consecutive week...**(10/27) at Hou.:** Started at center before exiting the game in the first quarter with an ankle injury...**(11/3) vs. Det.:** Inactive due to an ankle injury...**(11/7) vs. LAC:** Returned to action and helped Carr set a new NFL record with his 18th career fourth-quarter comeback, the most in NFL history through a player's first six seasons...**(11/17) vs. Cin.:** Started at center, helping Jacobs surpass RB Marcus Allen's franchise record for most 100-yard rushing contests by a rookie (four)...**(12/1) at KC:** Helped pave the way for Jacobs as he surpassed 100 yards for fifth time this season...Jacobs went over 1,000 yards rushing on the season in the contest, becoming the first rookie in franchise history to rush for 1,000 yards...**(12/22) at LAC:** Started and was part of an offensive line that helped Carr finish with an 86.7 completion percentage, his highest of the season, and a passer rating of 118.2 to tie Stabler for most games with a passer rating over a 100.0 in franchise history (32)...**(12/29) at Den.:** Started at center, helping Carr record a season-high 391 passing yards.



2018: Started all 16 contests for the third consecutive year and the fourth time of his career...**(9/10) vs. LAR:** Started at center in the season opener and was part of an offensive line that allowed just one sack in the contest...**(9/16) at Den.:** Helped QB Derek Carr finish the day with a 90.6 completion percentage, which marked the fourth best single-game percentage in NFL history at that time...**(9/23) at Mia.:** Allowed Carr to surpass 300-plus passing yards for the second time this season...**(9/30) vs. Cle.:** Started at center in his 100th career game...Paved the way for the Raiders run game as RB Marshawn Lynch recorded 130 rushing yards, the seventh-most of his career...Allowed Carr to record 437 passing yards, the second-most of his career, with four TDs...Helped the Raiders offense produce two 100-yard receivers, one 100-yard rusher and one 400-yard passer for the first time in franchise history since the 1970 AFL merger...**(10/28) vs. Ind.:** Started at center, helping the

line post its first clean sheet of the season...Helped pave the way as Carr recorded three passing TDs and his first career rushing TD...**(11/11) vs. LAC:** Helped the run game total 100-plus yards (114) for the fifth time this season...**(11/18) at Ari.:** Started at center in the win, paving the way for 152 rushing yards...Helped Carr finish with a passer rating of 100.5, as he orchestrated the 15th fourth-quarter comeback of his career...**(12/2) vs. KC:** Paved the way for a season-high 171 rushing yards and 442 total net yards...Helped the offense convert on 75 percent of their third downs (9-of-12), which marked a season high and their third-best conversion percentage since at least 1991...**(12/9) vs. Pit.:** Started at center in the win, helping Carr throw for 322 yards as he set a new franchise record for most consecutive games (eight) without an INT...**(12/24) vs. Den.:** Started at center, helping RB Doug Martin surpass 100 yards on the ground for the first time on the season...Part of an offensive line that surrendered just one sack in the contest, while helping Carr extend his INT-less streak to 325 passes over 10 games, which marked the longest active streak in the NFL at the time...**(12/30) at KC:** Started at center in the contest, helping Martin record 100 rushing yards to mark his second consecutive game with 100-or-more yards on the ground.

2017: Started at center in all 16 games for the second consecutive year, earning his second Pro Bowl selection...Voted by teammates as the recipient of the Commitment to Excellence Award...Part of an offensive line that surrendered just 24 sacks on the year, tied for third fewest in the league...Helped pave the way for 1,554 rushing yards and an average of 4.4 yards per carry...**(9/10) at Ten.:** Started at center in the season opener and helped the run game total 100-plus yards (109) in the win...**(9/17) vs. NYJ:** Started in the win and helped keep QB Derek Carr upright as the offensive line recorded its first clean sheet of the season...Paved the way for 180 rushing yards and 410 total yards of offense...Helped the offense score six total TDs, three of them coming on the ground and another three through the air, the first time doing so since Oct. 6, 2002...**(10/1) at Den.:** Started at center, helping Carr record a passer rating of 100.0, which marked his 16th game with a passer rating of at least 100.0...**(10/19) vs. KC:** Helped the offense record over 500 yards (505) for the third time since Week 9 of the 2013 season...Paved the way for 32 first downs, tied for the fourth-most in franchise history...Protected Carr, posting the second clean sheet of the season, as he recorded a season-high 417 yards with three TDs...**(11/5) at Mia.:** Started at center in the win, surrendering just one sack as Carr eclipsed 300-yards passing for the third straight game...Part of an offensive line that helped RB Marshawn Lynch record two TDs on the ground...**(12/3) vs. NYG:** Part of an offensive line that surrendered just one sack in the win, while paving the way for 401 yards of total offense, marking the third game surpassing 400-plus yards on the year...**(12/17) vs. Dal.:** Started on a line that kept Carr upright as they posted their fourth clean sheet of the season...**(12/25) at Phi.:** Part of a line that surrendered just one sack, marking the ninth game of the season with one-or-less sacks allowed...**(12/31) at LAC:** Started at center and helped the offense run for 100-plus-yards for the 10th time (105).

2016: Started at center in all 16 games for the second time in his career, earning his first Pro Bowl selection...Also earned a spot on the PFWA All-AFC team...Part of an offensive line that allowed a league-low 18 sacks on the season, while also paving the way for 1,922 rushing yards and an average of 4.4 yards per carry...Helped the offense finish sixth in the league in total offense (373.3 avg.)...**(9/11) at NO:** Started at center and helped the offense total 486 yards...**(9/18) vs. Atl.:** Started and helped pave the way for 155 rushing yards and 454 total yards of offense...**(9/25) at Ten.:** Started in the win and helped the run game total 100-plus yards (123) for the third consecutive week...**(10/2) at Bal.:** Started in the win and helped keep QB Derek Carr upright as the offensive line recorded its second clean sheet of the season...**(10/9) vs. SD:** Allowed Carr to throw for over 300 yards...**(10/16) vs. KC:** Appeared in his 70th career game, starting at center...**(10/23) at Jac.:** Started at center on a line that kept Carr upright for the third time on the year...Helped pave the way for 144 team rushing yards with two rushing TDs by RB Latavius Murray...**(10/30) at TB:** Started at center in the overtime win...Helped pave the way for 626 yards of total offense, tying a franchise record set in 1964...Allowed Carr to become the first Raider to throw for 500-plus yards and the third player in NFL history with 500 yards, four TDs and zero INTs in a game...**(11/6) vs. Den.:** Helped the offense total 218 yards on the ground, the most by the franchise since Week 2 of the 2013 season...Allowed Murray to run for 114 yards on 20 carries, eclipsing 100-plus yards for the first time on the year and tying a franchise record with three rushing TDs...**(11/21) vs. Hou.:** Helped keep Carr upright in the victory, posting a clean sheet for the fourth time...**(11/27) vs. Car.:** Helped Carr throw for 300-plus yards for the fourth time...**(12/4) vs. Buf.:** Helped block for Murray as he rushed 20 times for 82 yards and two TDs...Part of a line that didn't allow a sack for the fifth time on the year...**(12/8) at KC:** Started at center paving the way for Murray as he rushed 22 times for 103 yards, eclipsing 100-plus rushing yards for the second time on the year...**(12/24) vs. Ind.:** Paved the way for 463 yards of total offense with 210 yards on the ground...**Postseason:** **(1/7/17) at Hou.:** Started at center in the second playoff game of his career.

2015: Started 13 games in his first season with the Silver and Black...Missed three games due to an ankle injury...**(9/13) vs. Cin.:** Made his Raider debut in the season opener, starting at center...**(9/20) vs. Bal.:** Started and helped total 448 yards of offense, the team's most since 2013...**(9/27) at Cle.:** Started on an offensive line that did not allow a sack...Helped pave the way for 155 rushing yards and 469 total yards of offense...**(10/25) at SD:** Started and helped the offense total over 400 yards in the win...Part of a line that allowed only one sack in the game...**(11/1) vs. NYJ:** Started on an offensive line that did not allow a sack and helped produce over 450 yards of offense...Allowed RB Latavius Murray to gain over 100 yards and QB Derek Carr to throw for over 300 yards...**(11/8) at Pit.:** Started on an offensive line that did not allow a sack of Carr for the second straight game...Paved the way for 139 total rushing yards and 440 total yards of offense...Left the game in the fourth quarter with an injury...**(11/22) at Det.:** Played most of the game at center before exiting the game in the third quarter when he aggravated his ankle injury...Part of an offensive line that allowed only one sack in the game...



HUDSON

(12/13) at Den.: Returned to the starting lineup at center, recording his 45th career start and his 10th as a Raider...Played every offensive snap in the Raiders' 15-12 win...**(12/20) vs. GB:** Started at center, helping the team total over 370 yards of offense and 120 rushing yards...**(12/24) vs. SD:** Started at center in the team's 23-20 overtime win.

2014 (with KC): Started at center in all 16 games for the first time in his career, helping the Chiefs finish 10th in the NFL with 119.9 rushing yards per game...**(9/29) vs. NE:** Helped protect QB Alex Smith, allowing him to post a season-best 144.4 quarterback rating and three TDs...Helped pave the way for RB Jamaal Charles to record 108 total yards (92 rushing and 16 receiving) and three total TDs (one rushing and two receiving)...**(10/5) at SF:** Part of a line that did not allow a sack...**(10/19) at SD:** Helped lead the way for Charles to rush for 95 yards with one TD...**(11/2) vs. NYJ:** Helped protect Smith and allow him to throw for two TDs and post a 106.7 passer rating...**(11/9) at Buf.:** Helped pave the way for Charles to post 118 total yards (98 rushing, 20 receiving) in the victory...**(11/16) vs. Sea.:** Part of a line that held the Seahawks without a sack...Helped lead the way for Charles to post a season-high 159 rushing yards and two TDs in the victory...**(12/21) at Pit.:** Helped block for Smith as he threw for a season-high 311 yards.

2013 (with KC): Played in all 16 games and started 15 at center...Helped RB Jamaal Charles finish second in the league with 1,980 total yards...**(9/19) at Phi.:** Helped Charles post 172 total yards and one TD...**(10/6) at Ten.:** Helped pave the way for Charles to post his first 100-yard rushing effort of the year, finishing with 108 yards and one TD...**(11/24) vs. SD:** Helped QB Alex Smith post a 106.7 quarterback rating and three TDs...Blocked for Charles, who rushed for 115 yards and two scores...**(12/1) vs. Den.:** Part of a line that did not allow a sack...**(12/8) at Was.:** Part of a line that did not allow a sack...Helped Charles rush for a season-high 150 yards...**(12/15) at Oak.:** Helped pave the way for Charles to record a career-high 195 receiving yards and five total TDs...Smith threw five TDs and posted a 158.3 quarterback rating...**Postseason: (1/4/14) at Ind.:** Blocked for Smith as he threw for a season-high 378 yards and four TDs.

2012 (with KC): Started the first three games of the season before suffering a season-ending leg injury...Placed on the Reserve/Injured List on Sept. 26...**(9/23) at NO:** Helped RB Jamaal Charles rush for a career-high 233 rushing yards in the victory.

2011 (with KC): Played in all 16 games, starting one at left guard...Saw action primarily on special teams...**(11/27) vs. Pit.:** Started at left guard.

COLLEGE: Played in 53 games with 50 starts at Florida State, including starts in 48 straight contests...Earned All-Atlantic Coast Conference honors all four years...Played both guard and center...Set the conference career record for being named ACC Player of the Week nine times...Was the 11th player in league history to win the Jacobs Blocking Award twice in a career (2009-10), awarded annually to the player voted the most outstanding blocker in the ACC by a poll of head coaches and defensive coordinators...Became the Seminoles' first unanimous first-team All-American since T Alex Barron in 2004...Started all 14 games at left guard as a senior in 2010...Paved the way for an offensive unit that averaged 381.3 total yards, 171.4 rushing yards and 209.9 passing yards per game...Was the only member of the Seminoles offensive line to not allow a sack...Earned ACC Offensive Lineman of the Week three times...Only offensive lineman in the conference to receive votes for ACC Player of the Year honors...Earned first-team All-ACC accolades for the third straight year, becoming the seventh player in history to earn All-ACC honors all four years...Unanimous first-team All-American selection...Finalist for the Outland Trophy as the best interior lineman in college football...Started all 13 games as a junior in 2009...Did not allow a quarterback sack or pressure in 715 offensive snaps...Led the way for an offense that averaged 149.5 rushing yards, 271.9 passing yards and 421.4 yards of total offense per game...Named ACC Offensive Lineman of the Week twice...Became the fifth member of the Seminoles to win the Jacobs Blocking Award...Selected first-team All-ACC for the second straight year...Earned first-team All-American honors from the NFL Draft Report and the Football Writers Association...Earned second-team All-American honors from the Associated Press...Started all 13 games at left guard as a sophomore in 2008...Named ACC Offensive Lineman of the week three times...Chosen first-team Sophomore All-American by the NFL Draft Report...Selected to the All-ACC First Team...Named Florida State's sophomore class academic award winner...Saw action in 13 games with 10 starts as a true freshman in 2007...Played at both left guard and left tackle...Named a consensus first-team Freshman All-American selection and received second-team All-ACC honors...Majored in recreation and leisure.

PERSONAL: Attended Ben C. Rain High School in Mobile, Ala. ...Played as a two-way lineman...Earned first-team all-state honors as a junior and senior...Recorded 47 pancake blocks as an offensive lineman and 55 tackles as a nose guard during his senior season...Has participated in the Raiders annual Thanksgiving with the Offensive Line, an event in which Raiders' offensive line provides local families in need with all the food needed to make a complete Thanksgiving dinner, for five consecutive years...Inducted into the Senior Bowl Hall of Fame in 2019...Also earned a MBA in business in the 2019 offseason.

ADDITIONAL STATISTICS: Miscellaneous tackles – 1 in 2011, 2 in 2012, 1 in 2013, 1 in 2014, 1 in 2015, 1 in 2017, 1 in 2018, 3 in 2019; NFL totals: 11.

RODNEY HUDSON'S GAMES PLAYED/STARTED

Year	Team	GP	GS
2011	Kansas City	16	1
2012	Kansas City	3	3
2013	Kansas City	16	15
2014	Kansas City	16	16
2015	Oakland	13	13
2016	Oakland	16	16
2017	Oakland	16	16
2018	Oakland	16	16
2019	Oakland	15	15
Totals		127	111
POSTSEASON			
2013	Kansas City	1	1
2016	Oakland	1	1
Totals		2	2

73 MAURICE HURST

Position: **Defensive Tackle**
HT/WT: **6-2/291**
Acquired: **D5a-18**
Hometown: **Canton, Mass.**
College: **Michigan**

Born: **05/09/95**
NFL Season: **3**
Raiders Season: **3**



TRANSACTIONS: Selected by Oakland Raiders in the fifth round (140th overall) of the 2018 NFL Draft, April 28, 2018.

CAREER: Veteran defensive tackle enters third year with the Raiders after being drafted by the club in 2018...Ranks third in Raiders history among defensive tackles with 7.5 sacks in his first two seasons...In 2019, appeared in all 16 contests and posted 18 tackles (11 solo), 3.5 sacks, one INT, three passes defended and two fumble recoveries...Started in 10-of-13 appearances during his rookie campaign in 2018, logging 31 stops (26), a team-high four sacks, three passes defended and one forced fumble...Career totals include 29 appearances with 14 starts, 49 tackles (37), 7.5 sacks, one INT, six passes defended, one forced fumble and two fumble recoveries.

2019: Played in all 16 games and made four starts...Compiled 18 tackles (11 solo), 3.5 sacks, one INT, three passes defended and two fumble recoveries...Was the only defensive tackle in the NFL with at least three sacks and one INT...**(9/9) vs. Den.:** Started in the season opener and recorded two tackles (one)...**(9/15) vs. KC:** Registered one tackle on defense and appeared on special teams...**(9/22) at Min.:** Totaled four tackles (one) and one pass defended...**(9/29) at Ind.:** Saw action as a rotational player on the defensive line...**(10/6) vs. Chi.:** Recorded his first two sacks of the season, taking down QB Chase Daniel for a loss of 15 yards in the second quarter and for a loss of nine yards on the final play of the game...**(10/20) at GB:** Rotated in on the defensive line...**(10/27) at Hou.:** Appeared on both defense and special teams...**(11/3) vs. Det.:** Logged his first career fumble recovery...**(11/7) vs. LAC:** Tallied two tackles (one) and a half-sack, combining with DE Benson Mayowa to take down QB Phillip Rivers for a loss of 10 yards...**(11/17) vs. Cin.:** Registered one tackle and one fumble recovery...**(11/24) at NYJ:** Saw action as a rotational player on the defensive line and posted one tackle...**(12/1) at KC:** Recorded a sack by taking down QB Patrick Mahomes for a loss of 12...**(12/8) vs. Ten.:** On third-and-8 on the Titans' opening possession, tallied his first career INT and returned it 55 yards...His 55-yard INT return marked the longest by a Raiders defensive lineman since at least 1991...**(12/15) vs. Jac.:** Notched on one tackle and recorded one pass defended...**(12/22) at LAC:** Started on the defensive line...**(12/29) at Den.:** Posted two tackles, including one for loss.

2018: Appeared in 13 games with 10 starts in his rookie campaign...Finished with 31 tackles (26 solo) including a team-leading four sacks, three passes defended and one forced fumble...His four sacks tied for second in club history among rookie defensive tackles and tied for 10th among all rookie defenders in 2018...**(9/10) vs. LAR:** Recorded three stops on defense (three) in his NFL debut...**(9/16) at Den.:** Made his first career start at defensive tackle...Registered his first career sack when he took down QB Case Keenum for a 5-yard loss...**(9/23) at Mia.:** Started on defense and recorded one tackle...**(9/30) vs. Cle.:** Totaled four tackles (two), one sack, his first career forced fumble and one pass defended...His strip sack of QB Baker Mayfield led to a Raiders scoring drive...**(10/7) at LAC:** Registered two tackles and one pass defended for the second consecutive game...**(10/14) vs. Sea.:** Totaled two tackles and one pass defended...**(10/28) vs. Ind.:** Started and recorded two tackles...**(11/1) at SF:** Registered three tackles...**(11/11) vs. LAC:** Recorded his third sack of the season when he took down QB Phillip Rivers for a 1-yard loss...Finished with four tackles and one sack...**(11/18) at Ari.:** Finished second on the team with five tackles in the contest, including one sack...Recorded his team-leading fourth sack of the season, taking down QB Josh Rosen for a loss of eight yards...Since 2013, no player drafted in the fifth round or later compiled more sacks through the first 10 games of their rookie season...**(11/25) at Bal.:** Registered one tackle...**(12/2) vs. KC:** Notched one tackle as a rotational player on defense...**(12/16) at Cin.:** Recorded three tackles as a rotational player on defense.

AT A GLANCE

- Career totals include 29 appearances with 14 starts, 49 tackles (37 solo), 7.5 sacks, one INT, six passes defended, one forced fumble and two fumble recoveries.
- In 2019, appeared in 16 contests for the first time in his career and totaled 18 tackles (11), 3.5 sacks, one INT, three passes defended and two fumble recoveries.
- His 7.5 sacks through his first two years in the NFL rank third-most in club history among all true defensive tackles.
- Led the team in sacks in 2018, as his four quarterback takedowns tied for 10th among all rookie defenders.
- Four-year letterman for the Wolverines and was named to the Academic All-Big Ten Conference team four times.
- In 2017, was a Consensus All-American, the team's Bo Schembechler Award winner as Most Valuable Player, Defensive Player of the Year as selected by the coaching staff, Associated Press All-America First Team, Sporting News All-America First Team, Walter Camp Football Foundation Second Team, AFCA All-America First Team, Football Writers Association All-Big Ten First Team, a semifinalist for the Chuck Bednarik Award.



COLLEGE: Four-year letterman who played in 46 games during his career at Michigan and made 17 starts...Was named Academic All-Big Ten Conference four times (2014-17) and earned U-M Athletic Academic Achievement...Career totals include 133 tackles (64 solo), 33.5 tackles for loss, 12.5 sacks, three passes defended, two forced fumbles, one fumble recovery and one blocked kick...In 2017 as a fifth-

HURST

year senior, earned his fourth varsity letter and was named Academic All-Big Ten...Was also named by coaches as the Defensive Player of the Year and honored as the team's Bo Schiembechler Award winner as the Most Valuable Player...Earned NCAA Consensus All-American honors and also named Associated Press All-American First Team, Sporting News First Team, AFCA All-American First Team and FWA All-Big Ten First Team while finishing as a semifinalist for the Bednarik Award...Started all 13 games at defensive tackle and racked up career highs in tackles (61), tackles for loss (14.5), sacks (five) and passes defended (two), while adding one forced fumble...In 2016, earned his third varsity letter and was named Academic All-Big Ten Conference...Played in 12 contests and totaled 34 tackles (19), 11.5 tackles for loss, 4.5 sacks, one pass defended and one forced fumble...In 2015, earned U-M Athletic Academic Achievement, was named Academic All-Big Ten and was a member of the Chuck Bednarik Award watch list...Played in all 13 games and made four starts...As a sophomore in 2014, earned his first Academic All-Big Ten honor and varsity letter...Appeared in eight contests and tallied three tackles...In 2013, did not see game action...Graduated from the School of Kinesiology with a sport management degree.

PERSONAL: Attended Xaverian Brothers High School in Westwood, Mass. ...Tallied 61 tackles, 13.5 for loss, nine sacks and four forced fumbles as a junior while being named to the Massachusetts High School Football Coaches Association All-State Team two times (2011-12)...Son of former New England Patriot DB Maurice Hurst...Enrolled in the School of Social Work graduate program.

SINGLE-GAME HIGHS: TACKLES: Total – 5, 11/18/18 at Ari. Solo – 5, 11/18/18 at Ari. Sacks – 2.0, 10/6/19 vs. Chi. (Lon.). Forced fumbles – 1, 9/30/18 vs. Cle. Fumble Recoveries – 1, two times; last: 11/17/19 vs. Cin. Interceptions – 1, 12/8/19 vs. Ten. Passes defended – 1, six times; last: 12/15/19 vs. Jac.

MAURICE HURST'S CAREER STATISTICS

Year	Team	GP	GS	TACKLES					INTERCEPTIONS					FUMBLES		
				Total	Solo	Asst.	Sacks	Yds.	No.	Yds.	Lg.	TD	PD	FF	FR	Yds.
2018	Oakland	13	10	31	26	5	4.0	18.0	0	0	-	0	3	1	0	0
2019	Oakland	16	4	18	11	7	3.5	39.5	1	55	55	0	3	0	2	0
Totals		29	14	49	37	12	7.5	57.5	1	55	55	0	6	1	2	0

MAURICE HURST GAME-BY-GAME

2019, OAKLAND (7-9)

Date	Opp.	W/L	GP/GS	TACKLES					INTERCEPTIONS					FUMBLES		
				Total	Solo	Asst.	Sacks	Yds.	No.	Yds.	Lg.	TD	PD	FF	FR	Yds.
9/9	Den.	W	1/1	3	2	1	0.0	0.0	0	0	-	0	0	0	0	0
9/15	KC	L	1/1	1	1	0	0.0	0.0	0	0	-	0	0	0	0	0
9/22	at Min.	L	1/0	4	1	3	0.0	0.0	0	0	-	0	1	0	0	0
9/29	at Ind.	W	1/0	0	0	0	0.0	0.0	0	0	-	0	0	0	0	0
10/6	Chi.	W	1/0	2	2	0	2.0	24.0	0	0	-	0	0	0	0	0
10/20	at GB	L	1/0	0	0	0	0.0	0.0	0	0	-	0	0	0	0	0
10/27	at Hou.	L	1/0	0	0	0	0.0	0.0	0	0	-	0	0	0	0	0
11/3	Det.	W	1/0	0	0	0	0.0	0.0	0	0	-	0	0	0	1	0
11/7	LAC	W	1/0	2	1	1	0.5	3.5	0	0	-	0	0	0	0	0
11/17	Cin.	W	1/0	1	1	0	0.0	0.0	0	0	-	0	0	0	1	0
11/24	at NYJ	L	1/0	1	0	1	0.0	0.0	0	0	-	0	0	0	0	0
12/1	at KC	L	1/0	1	1	0	1.0	12.0	0	0	-	0	0	0	0	0
12/8	Ten.	L	1/0	0	0	0	0.0	0.0	1	55	55	0	1	0	0	0
12/15	Jac.	L	1/0	1	0	1	0.0	0.0	0	0	-	0	1	0	0	0
12/22	at LAC	W	1/1	0	0	0	0.0	0.0	0	0	-	0	0	0	0	0
12/30	at Den.	L	1/1	2	2	0	0.0	0.0	0	0	-	0	0	0	0	0
Totals			16/4	18	11	7	3.5	39.5	1	55	55	0	3	0	2	0

2018, OAKLAND (4-12)

Date	Opp.	W/L	GP/GS	TACKLES					INTERCEPTIONS					FUMBLES		
				Total	Solo	Asst.	Sacks	Yds.	No.	Yds.	Lg.	TD	PD	FF	FR	Yds.
9/10	LAR	L	1/0	3	3	0	0.0	0.0	0	0	-	0	0	0	0	0
9/16	at Den.	L	1/1	1	1	0	1.0	5.0	0	0	-	0	0	0	0	0
9/23	at Mia.	L	1/1	1	1	0	0.0	0.0	0	0	-	0	0	0	0	0
9/30	Cle.	W	1/1	4	2	2	1.0	4.0	0	0	-	0	1	1	0	0
10/7	at LAC	L	1/1	2	2	0	0.0	0.0	0	0	-	0	1	0	0	0
10/14	Sea.	L	1/1	1	1	0	0.0	0.0	0	0	-	0	1	0	0	0
10/28	Ind.	L	1/1	2	2	0	0.0	0.0	0	0	-	0	0	0	0	0
11/1	at SF	L	1/1	3	3	0	0.0	0.0	0	0	-	0	0	0	0	0
11/11	LAC	L	1/1	4	4	0	1.0	1.0	0	0	-	0	0	0	0	0
11/18	at Ari.	W	1/1	5	5	0	1.0	8.0	0	0	-	0	0	0	0	0
11/25	at Bal.	L	1/1	1	0	1	0.0	0.0	0	0	-	0	0	0	0	0
12/2	KC	L	1/0	1	0	1	0.0	0.0	0	0	-	0	0	0	0	0
12/9	Pit.	W		(INACTIVE - ANKLE)												
12/16	at Cin.	L	1/0	3	2	1	0.0	0.0	0	0	-	0	0	0	0	0
12/24	Den.	W		(INACTIVE - ANKLE)												
12/30	at KC	L		(INACTIVE - ANKLE)												
Totals			13/10	31	26	5	4.0	18.0	0	0	-	0	3	1	0	0

64 RICHIE INCOGNITO

Position: **Guard**
HT/WT: **6-3/325**
Acquired: **FA-'19**

Hometown: **Bogota, N.J.**
College: **Nebraska**

Born: **07/05/83**
NFL Season: **13**
Raiders Season: **2**



TRANSACTIONS: Selected by St. Louis Rams in the third round (81st overall) of the 2005 NFL Draft, April 24, 2005...Waived by Rams, Dec. 15, 2009...Claimed via waivers by Buffalo Bills, Dec. 17, 2009...Signed by Miami Dolphins as an unrestricted free agent, March 17, 2009...Signed by Bills as a free agent, Feb. 7, 2015...Released by Bills, May 21, 2018...Signed by Oakland Raiders as a free agent, May 28, 2019.

CAREER: Accomplished and durable veteran offensive lineman enters his second season with the Silver and Black after most recently spending three years (2015-17) with the Buffalo Bills...Also made stops with the Miami Dolphins (2010-13) and St. Louis Rams (2005-09) after being selected by the Rams in the third round (81st overall) of the 2005 NFL Draft...Four-time Pro Bowler who has started in all 162 appearances over his career...Selected as a Pro Bowl alternate in 2019 with the Raiders after starting in 12 contests and paving the way for the team's first 1,000-yard rookie rusher in club history...Was selected to the Pro Bowl in three consecutive seasons with the Bills (2015-17) and made his first trip to the postseason in 2017 with the club...Earned his first Pro Bowl selected in 2012 with the Dolphins after starting in all 16 games for the second time in his career, while also being named as the co-winner of the Good Guy Award by the South Florida Chapter of the Pro Football Writers Association...Appeared in 44 games for the Rams after missing his rookie season due to injury.

AT A GLANCE

- Four-time Pro Bowler (2012, 2015-17) enters his 13th NFL season having started in all 162 appearances.
- Was named a Pro Bowl alternate in his first season with the Silver and Black in 2019 after starting in all 12 appearances and paving the way for the first 1,000-yard rookie rusher in franchise history.
- Earned his fourth Pro Bowl selection and third nod in a row in 2017 after starting in all 16 games for the third consecutive season in 2017 with the Buffalo Bills.
- Earned his first Pro Bowl honor in 2012 with the Miami Dolphins after starting in all 16 contests for the second time in his career.
- Three-year starter (2002-04) at Nebraska who was named first-team All-Big 12 after starting in all 13 games during his last year with the program.

2019: Started all 12 games he appeared in during his first season with the Raiders...Was named a Pro Bowl alternate after helping the team finish eighth in the NFL in sacks allowed...Also helped pave the way for the first 1,000-yard rookie rusher in club history in RB Josh Jacobs...Spent the first two weeks on the Reserve/Suspended List...(9/22) at Min.: Made his Raider debut, starting at left guard in the contest...(9/29) at Ind.: Started at left guard on an offensive line that helped produce a season-high 188 yards on the ground...Helped protect QB Derek Carr, allowing just one sack, while he finished with a quarterback rating of 105.4...(10/6) vs. Chi.: Started at left guard, helping the line post their second clean sheet of the season...Paved the way for Jacobs, who eclipsed the 100-yard mark for the first time in his career, with 123 yards on 26 carries...(10/20) at GB: Part of an offensive line that did not allow a sack for the second consecutive week and third time this season...Helped the offense record a season-high 484 net yards, while surpassing 150 rushing yards for the third consecutive week with 155...(10/27) at Hou.: Part of an offensive line that did not allow a sack in their third consecutive game and fourth on the season...Helped protect Carr as he threw for three TDs and recorded a 125.0 passer rating...(11/3) vs. Det.: Helped pave the way as the Raiders recorded 171 yards on the ground and Jacobs scored two rushing TDs...Part of an offensive line that surrendered just one sack in the win...(11/7) vs. LAC: Part of an offensive line that helped Carr set a new NFL record with his 18th career fourth-quarter comeback, the most in NFL history through a player's first six seasons...(11/17) vs. Cin.: Started at left guard, helping Jacobs surpass RB Marcus Allen's franchise record for the most 100-yard contests by a rookie (four)...(11/24) at NYJ: Part of an offensive line that surrendered just one sack in the contest...(12/1) at KC: Helped pave the way for Jacobs as he surpassed 100 rushing yards for fifth time on the year...Jacobs went over 1,000 yards rushing on the season in the contest, becoming the first rookie in franchise history to rush for 1,000 yards (1,061)...(12/8) vs. Ten.: Helped block for 356 yards of offense...(12/15) vs. Jac.: Started at left guard in the contest.

2017 (with Buf.): Started all 16 games for the third consecutive year and helped lead the team to the sixth overall rushing attack in the league, tallying 2,017 yards on the ground while averaging 4.14 yards per carry...In the season finale, recorded his 150th career start en route to his third consecutive Pro Bowl selection with the Bills and fourth nod overall...Helped pave the way for RB LeSean McCoy to record his sixth 1,000-yard season...(9/10) vs. NYJ: Helped the offense tally 190 rushing yards, the second-highest total by the club on the season...Paved the way for a 110-yard performance by McCoy as he averaged five yards per carry on 22 rushing attempts...(10/1) at Atl.: Blocked for an offense that produced its second 100-yard rushing game of the season, as the team racked up 117 yards on 36 carries...(10/22) vs. TB: Helped the offense produce 173 rushing yards on 33 attempts, adding two rushing scores...(10/29) vs. Oak.: Blocked for an offense that racked up 166 rushing yards on 37 carries, adding two scores...Helped McCoy record his second-highest output of the season, totaling 156 yards on 32 carries (4.88 avg.), while adding one TD...(11/19) at LAC: Paved the way for 173 rushing yards on 22 carries (7.86 avg.), tying a season-high with two rushing TDs...Blocked for McCoy to earn his third 100-yard rushing performance of the season, as he tallied 114 yards and one score on just 13 rushing attempts (8.77 avg.)...(11/26) at KC: Helped the offense total its sixth 100-yard rushing performance of the season, tallying 104 yards on 37 carries...(12/3) vs. NE: Blocked for an offense that produced 183 rushing yards on 26 attempts (7.04 avg.)...(12/10) vs. Ind.: Helped the offensive line block for a season-best 227 rushing yards on 51 carries (4.45 avg.)...McCoy tallied a season-high 156 yards on 32 attempts (4.88 avg.), adding one score behind the maulers up front...(12/17) vs. Mia.: Helped the offense rush for 116 yards on 30 carries, the fifth consecutive contest that the team eclipsed the 100-yard barrier...(12/31) at Mia.: Helped the club record its 10th 100-yard rushing game of the season, as the offense tallied 126 yards on 32 attempts and added one TD...Postseason: (1/7/18) at Jac.: In his first postseason appearance of his career, blocked for an offense that totaled 130 rushing yards on 32 carries (4.06 avg.).

2016 (with Buf.): Started all 16 games for the second consecutive season as he also earned his second consecutive Pro Bowl honor with the team...Paved the way for a Bill's rushing attack that led the league in rushing yards (2,630), rushing average per carry (5.35 avg.) and rushing TDs (29)...Helped RB LeSean McCoy finish fourth in the NFL with 13 rushing TDs and sixth in rushing yards (1,267)...RB Mike Gillislee also added eight TDs and led the league with a 5.71 rushing yards average, as McCoy's average of 5.41 finished third...(9/11) at Bal.: Helped the offense record its first rushing TD of the season as McCoy tallied 58 yards on 16 rushing attempts and added one TD...(9/25) vs. Ari.: Paved the way for an offense that recorded one of its three 200-yard, three-TD performances of the season...The team finished with 208 yards on 32 carries (6.5 avg.)...McCoy tallied 17 carries for 110 yards and two scores, marking his

INCOGNITO

first 100-yard day of the year...**(10/2) at NE:** Helped the offense record its second consecutive 100-yard performance of the season as the team ran for 134 yards on 32 carries (4.19 avg.)...**(10/9) at LAR:** Blocked for an offense that rushed for 193 yards on 27 carries (7.15 avg.) and one score...Assisted McCoy in his second 100-yard performance of the season...**(10/16) vs. SF:** Helped the offense rush for the fifth-highest total in franchise history, as they amassed 313 yards on 44 carries (7.11 avg.) and added a season-best four rushing TDs...Helped McCoy rush for over 100 yards for the second consecutive game, as he totaled 140 on 19 carries (7.37 avg.) and registered a season-high three scores...**(10/30) vs. NE:** Helped the offense rush for over 100 yards in five of its last six contests, totaling 167 yards on 26 carries (6.42 avg.) while adding three TDs...**(11/7) at Sea.:** Blocked for an offense that produced over 160 yards on the ground for the second contest in a row...The club tallied 162 yards on 38 carries (4.26 avg.) and tallied two scores...**(11/20) at Cin.:** Helped the offense record its third consecutive 150-plus yard performance, as the team logged 183 yards on 34 carries (5.38 avg.) and added one score...**(11/27) vs. Jac.:** Blocked for a rushing attack that surpassed 150 yards on the ground for sixth time in the last seven games...McCoy finished with 103 yards on 19 carries (5.42 avg.) and notched two rushing TDs...**(12/4) at Oak.:** Paved the way for an offense that posted 212 yards on 30 carries (7.07 avg.) and totaled three TDs...It marked the fifth consecutive contest with at least 150 yards on the ground and the second contest with at least 200 yards on the ground...**(12/18) vs. Cle.:** Blocked for a rushing attack that posted the second-highest rushing total of the season...Totalled 280 yards on 40 attempts (7.0 avg.), as the team notched at least three rushing TDs for the sixth time on the year...Also blocked for McCoy, who surpassed 150 yards on the ground for a second time on the year...**(12/24) vs. Mia.:** Paved the way for the offense's fifth rushing performance of at least 200 yards, as the team amassed 272 yards on 49 carries (5.55 avg.) and added one TD.

2015 (with Buf.): Started all 16 games in his first season for the Bills, earning his first Pro Bowl honor with the team and second overall since 2012...Paved the way for a rushing attack that led the league in rushing yards (2,432), rushing average per carry (4.78 avg.) and tied for first overall with 19 scores on the ground...**(9/13) vs. Ind.:** In his Bills debut, helped the rushing attack run for 147 yards on 36 carries (4.08 avg.) while totaling two TDs...**(9/20) vs. NE:** Paved the way for another two-TD performance from the rushing attack, as the team totaled 160 yards on 27 carries (5.93 avg.)...**(9/27) at Mia.:** Blocked for an offense that surpassed 100 yards on the ground for the third consecutive game to begin the season and second in a row with at least 150 yards...The offense finished with 151 yards on 34 carries (4.44 avg.) and added one score...**(10/11) at Ten.:** Blocked for a rushing attack that logged 127 yards on 28 carries (4.54 avg.) and added one TD...**(10/18) vs. Cin.:** Paved the way for a second consecutive 100-yard performance by the rushing attack, as they also totaled two rushing TDs...**(10/25) at Jac.:** Helped the offense rush for 115 yards on 28 carries (4.11 avg.)...**(11/8) vs. Mia.:** Following the Bye Week, helped the offense rush for a season-best 266 yards and three scores on 36 carries (7.39 avg.)...Blocked for McCoy to record his first 100-yard rushing performance of the season, as he totaled 112 yards on 16 carries (7.0 avg.) and added one score...**(11/12) at NYJ:** Was stout once again in the run game, allowing the offense to total its fifth consecutive 100-yard performance, as the team finished with 148 yards on 33 carries (4.48 avg.)...**(11/29) at KC:** Helped the team tally 129 rushing yards on 28 carries (4.61 avg.)...**(12/6) vs. Hou.:** Blocked for McCoy to earn his third 100-yard performance of the season...The rushing attack totaled 187 yards on 36 carries (5.19 avg.) and added one TD...**(12/13) at Phi.:** Blocked for an offense that surpassed 150 yards on the ground (152) on 32 carries (4.75 avg.) and tacked on one TD...**(12/20) at Was.:** Helped the team record 240 yards rushing on 31 attempts (7.74 avg.)...The team's rushing average was a season best, as they also scored a TD on the ground...**(12/27) vs. Dal.:** Blocked for a rushing attack that tallied over 200 yards (236) for the second consecutive game and third overall on the year...Also helped the offense rush for two TDs...**(1/3/16) vs. NYJ:** Helped the offense tally its 14th 100-yard performance in the season's finale.

2013 (with Mia.): Started in eight contests...Was suspended for the remainder of the season by the club...**(9/15) at Ind.:** Helped the team record its first 100-yard rushing performance of the campaign, as the team finished with 101 yards and two TDs on 27 carries...**(9/30) at NO:** Paved the way for the team's second 100-yard rushing performance of the season, as the offense rushed 119 yards for 115 yards (6.05 avg.) and one TD...**(10/20) vs. Buf.:** Blocked for an offense that rushed for 120 yards on 25 carries (4.8 avg.)...**(10/27) at NE:** Helped the offense rush for 156 yards on 31 carries (5.03 avg.)...**(10/31) vs. Cin.:** Blocked for a rushing attack that rushed for over 100 yards for the third consecutive game...The offense finished with 157 yards on 30 attempts (5.23 avg.) and added one TD.

2012 (with Mia.): Started all 16 games at guard and earned his first Pro Bowl selection...Also named as the co-winner (along with RB Reggie Bush) of the Good Guy Award by the South Florida Chapter of the Pro Football Writers Association...Also helped Bush run for 986 yards, the third-highest single-season total of his career...**(9/16) vs. Oak.:** Helped the rushing attack amass a season-high 263 yards on the ground, along with a season-high four rushing scores...The offense averaged 6.12 yards per rush on 43 carries...**(9/23) vs. NYJ:** Paved the way for another explosive day on the ground, as the offense rushed 43 times for 185 yards (4.3 avg.) and two TDs...**(11/25) vs. Sea.:** Blocked for an offense that compiled 189 yards rushing on 28 carries (6.75 avg.) and two TDs...**(12/16) vs. Jac.:** Helped the offense rush for 180 yards on 36 attempts (5.0 avg.)...**(12/23) vs. Buf.:** Helped the rushing attack amass at least 180 yards (182) for the fourth time on the year, adding one rushing TD.

2011 (with Mia.): Started all 15 games at guard...In his first season with the team, helped RB Reggie Bush tally his first 100-yard season...Missed the contest on Oct. 30 due to an ankle injury...**(9/18) vs. Hou.:** Part of an offensive line that rushed for 153 yards on 28 carries (5.46 avg.)...**(9/25) at Cle.:** Paved the way for the team's second consecutive 100-yard rushing performance (138)...**(11/6) at KC:** Helped the team rush for its second consecutive 100-yard rushing performance, as the team totaled 107 yards on 24 carries (4.46 avg.) and added one TD...**(11/13) vs. Was.:** Blocked for a rushing attack that totaled 103 yards and added two rushing TDs...It marked the third consecutive game the team rushed for at least 100 yards...**(12/4) vs. Oak.:** Part of



an offensive line that rushed for over 200 yards (209) on 44 carries (4.75 avg.) and tallied two scores...**(12/18) at Buf.:** Helped Bush set a single-game career high with 203 yards on 25 carries (8.12 avg.) while adding one score, as the offense as a whole tallied a season-best 254 yards.

2010 (with Mia.): Started all 16 games for the second time in his career, making 15 at left guard and one at center due to injuries on the offensive line...**(9/12) at Buf.:** In his Dolphins debut, helped the team rush for 132 yards on 36 carries, while adding one rushing score...**(10/17) at GB:** Paved the way for the team's first 150-yard rushing effort of the season...**(11/28) at Oak.:** Was part of an offensive line that helped the team rush for a season-high 186 yards on 49 carries, while adding one TD...**(12/26) vs. Det.:** Started at center due to injuries on the offensive line and helped the team rush for 154 yards and two scores.

2009 (with StL. and Buf.): Started a total of 12 games with St. Louis and Buffalo...Opened nine games at right guard with St. Louis (Games 1-7 and 12-13)...Was declared inactive for Games 8-11...Released by Rams on Dec. 15...Claimed by Bills via waivers on Dec. 17...Started the final three games of season at right guard for the Bills...**(9/20) at Was.:** Helped the rushing attack tally its first 100-yard performance (126) of the season...**(10/25) vs. Ind.:** Paved the way for the team's best rushing performance of the season, as they amassed 155 yards on 30 carries (5.17 avg.)...**(1/3/10) vs. Ind.:** Helped block for Bills RB Fred Jackson's 212-yard rushing performance, the team's first 200-plus yard rusher since Thurman Thomas on Sept. 24, 1990...Also was a part of an offensive line that held the Colts' defense to zero sacks in season finale.

2008 (with StL.): Started each of the season's first 15 games before being declared inactive for the season finale...Part of an offensive line that surrendered 45 sacks, the fewest allowed by the team since 2003...**(9/28) vs. Buf.:** Helped the team record its first 100-yard performance of the season, as they totaled 167 yards on 29 carries (5.76 avg.) and two TDs...**(10/19) vs. Dal.:** Blocked for RB Steven Jackson's 160-rushing yard and three-touchdown performance, which earned Jackson NFC Offensive Player of the Week honors...**(12/28) at Atl.:** Part of an offensive line that helped post a season-best 202 yards rushing on 37 carries (5.46 avg.), adding two rushing scores...It was also the team's third consecutive 125-plus yard rushing performance.

2007 (with StL.): Played and started four games...Was inactive for the first four weeks of the season...Saw his first action of season in Week 5 and appeared in the next three contests before being placed on the Reserve/Injured List on Nov. 14 with a right knee injury and missing remainder of season.

2006 (with StL.): Started all 16 games at three different positions on the offensive line...Joined T Alex Barron as one of only two offensive linemen to start each game...Blocking efforts helped QB Marc Bulger throw for a career-high 4,301 yards and 24 TDs along with RB Steven Jackson producing 1,528 rushing yards and 13 scores...Blocked for an offense which produced a 4,000-yard passer, a 1,500-yard rusher, and two 1,000-yard receivers, one of only four offenses in NFL history to accomplish the feat at the time...**(9/10) vs. Den.:** Made NFL debut, starting at left guard...**(9/17) at SF:** Moved and started at center...**(10/8) at GB:** Part of an offensive line that helped produce its fourth 100-yard rushing performance (118) in the first five games of the season...**(12/17) vs. Oak.:** Started at his third position of the season when he posted at right guard...Helped the team compile 148 rushing yards and two TDs...**(12/24) vs. Was.:** Blocked for a rushing attack that posted a season-high 197 rushing yards and added one score...**(12/31) at Min.:** Helped the team finish with its sixth consecutive 100-yard rushing performance (168) and 13th overall on the year.

2005 (with StL.): Placed on Reserve/Unsigned List until Week 3 and was then placed on the Non-Football Injury List for the remainder of the season with a knee injury suffered at the Scouting Combine.

COLLEGE: Three-year starter (2002-04) at Nebraska...Started 13 games at left tackle as a junior...Named first-team All-Big 12 selection by the Associated Press...Posted 171 pancake blocks, the second-highest single-season total in Husker history...Played in all 14 games with 13 starts as a redshirt freshman in 2002...Became the first Husker freshman offensive lineman to start in a season opener and just the third rookie lineman to earn any start in his first year of competition...Named first-team Freshman All-American by FWA, The Sporting News and Rivals.com as well as first-team Freshman All-Big 12 by The Sporting News...Redshirted as a freshman in 2001.

PERSONAL: Attended Mountain Ridge (Ari.) High School...Played on both sides of the ball, also serving as the squad's long snapper...Earned All-American honors as a senior and named to Prep Star's 120-man Dream Team...Also named second-team honoree on the Long Branch Press-Telegram's Best in the West list and finalist for Arizona Player of the Year Award...Winner of the Brian Murray Award, which goes to the best lineman in state, and Frank Kush Award, representing best offensive lineman in Arizona.

RICHIE INCOGNITO'S GAMES PLAYED/STARTED

Year	Team	GP	GS
2005	St. Louis	0	0
2006	St. Louis	16	16
2007	St. Louis	4	4
2008	St. Louis	15	15
2009	StL./Buf.	12	12
2010	Miami	16	16
2011	Miami	15	15
2012	Miami	16	16
2013	Miami	8	8
2015	Buffalo	16	16
2016	Buffalo	16	16
2017	Buffalo	16	16
2019	Oakland	12	12
Totals		162	162
POSTSEASON			
2017	Buffalo	1	1
Totals		1	1

45 ALEC INGOLD

Position: **Fullback**

HT/WT: **6-1/240**

Acquired: **FA-'19**


Hometown: **Green Bay, Wisc.**

College: **Wisconsin**

Born: **07/09/96**

NFL Season: **2**

Raiders Season: **2**



TRANSACTIONS: Signed by Oakland Raiders as an undrafted free agent, May 3, 2019.

2019: Appeared in 16 games with three starts in his rookie campaign...Recorded 10 carries for 17 yards, adding six receptions for 44 yards with one TD...Named a Pro Bowl alternate after helping RB Josh Jacobs become the first rookie in franchise history rush for 1,000 yards...Contributed to a Raiders rookie-class record and NFL-leading 17 TDs...(9/9) vs. Den.: Made his NFL debut, starting at fullback and appearing on special teams...(9/15) vs. KC: Saw action on both offense and special teams...Paved the way for Jacobs who totaled 12 carries for 99 yards...(9/22) at Min.: Appeared on both offense and special teams...(9/29) at Ind.: Started at fullback, recording his first career carry in the win...(10/6) vs. Chi.: Played on both offense and special teams, recording one carry for three yards...

(10/20) at GB: Appeared on offense and special teams...Helped Jacobs finish with 124 yards on 21 carries...(10/27) at Hou.: Converted on third-and-1 to extend the Raiders first scoring drive of the contest...(11/3) vs. Det.: Recorded a 2-yard rush on third-and-1 on the second scoring drive on the day for the Silver and Black...(11/7) vs. LAC: Recorded his first career score on 9-yard TD reception from QB Derek Carr to give the Raiders a 17-14 lead...Added one carry for three yards...(11/17) vs. Cin.: Recorded one carry for three yards, converting on fourth-and-1 to help set up a 20-yard FG by K Daniel Carlson...(11/24) at NYJ: Saw action on both offense and special teams in the contest...(12/1) at KC: Recorded one carry for four yards and added two catches for 13 yards...(12/8) vs. Ten.: Appeared on both offense and special teams...(12/15) vs. Jac.: Recorded a career-high three receptions for 22 yards (7.3 avg.)...(12/22) at LAC: Appeared on both offense and special teams...(12/29) at Den.: Saw action on both offense and special teams.

COLLEGE: Played four years at Wisconsin, appearing in 51 games with 11 starts...Totaled 103 carries for 343 yards (3.3 avg.) with 17 TDs...Averaged a rushing TD every 6.1 attempts...Added 14 receptions for 185 yards with four TDs...Three-time Academic All-Big Ten selection...As a senior, played in 13 games with 11 starts...Recorded 26 carries for 143 yards and six TDs...Participant in the Reese's Senior Bowl, where he was coached by the Raiders' staff on the North team...As a junior, played in 14 games and logged 10 carries for 25 yards and three TDs...Added three receptions for 37 yards with one TD...As a sophomore, played in 14 games...Recorded 18 carries for 44 yards and two TDs...Also notched six receptions for 55 yards and two TDs...As a freshman, played in 10 games...Registered 49 carries for 131 yards and six TDs.

PERSONAL: Attended Bay Port High School in Green Bay, Wisc. ...Played quarterback and running back, rushing for 4,208 yards and 61 TDs, while passing for 2,838 yards and 28 TDs in 34 career games...Three-star recruit by ESPN and Scout.com...



AT A GLANCE

- Appeared in 16 games with three starts in his rookie campaign, recording 10 carries for 17 yards and adding six receptions for 44 yards with one TD.
- Named a Pro Bowl alternate after helping RB Josh Jacobs become the first rookie in franchise history rush for 1,000 yards.
- Played four years at Wisconsin, appearing in 51 games with 11 starts and totaling 103 carries for 343 yards (3.3 avg.) with 17 TDs.
- Participant in the 2019 Reese's Senior Bowl, where he was coached by the Raiders' staff on the North team.

Named 2014 Associated Press Wisconsin Player of the Year...Named first-team all-state by AP and Wisconsin Football Coaches Association...2014 Gatorade Wisconsin Player of the Year...Finalist for Dave Krieg Award as the state's most outstanding senior quarterback...As a senior, totaled 2,324 rushing yards and 29 TDs, while completing 61.3 percent of his passes for 1,411 yards and 15 TDs...Led team to 2014 Wisconsin Division I state semifinals...As a sophomore running back, rushed for 1,024 yards and 22 TDs to earn first-team All-Fox River Classic Conference honors...Also lettered in baseball and wrestling, being named an all-conference wrestler...Father, Pat, was a two-time All-American wrestler at Northern Michigan.

ADDITIONAL STATISTICS: Special teams tackles – 1 in 2019; NFL totals: 1.

SINGLE-GAME HIGHS: RUSHING: Attempts – 1, 10 times; last: 12/29/19 at Den. Yards – 4, 12/1/19 at KC. Long – 4, 12/1/19 at KC. RECEIVING: Receptions – 3, 12/15/19 vs. Jac. Yards – 22, 12/15/19 vs. Jac. Long – 14, two times; last: 12/15/19 vs. Jac. Touchdowns – 1, 11/17/19 vs. Cin.

ALEC INGOLD'S CAREER STATISTICS

Year	Team	GP	GS	RUSHING					RECEIVING					TOTAL OFFENSE
				Att.	Yds	Avg.	Lg.	TD	Rec.	Yds.	Avg.	Lg.	TD	
2019	Oakland	16	3	10	17	1.7	3	0	6	44	8.3	14	1	61
Totals		16	3	10	17	1.7	3	0	6	44	8.3	14	1	61

ALEC INGOLD GAME-BY-GAME


2019, OAKLAND (7-9)

Date	Opp.	W/L	GP/GS	RUSHING					RECEIVING					TOTAL OFFENSE
				Att.	Yds.	Avg.	Lg.	TD	Rec.	Yds.	Avg.	Lg.	TD	
9/9	Den.	W	1/1	0	0	-	-	0	0	0	-	-	0	0
9/15	KC	L	1/0	0	0	-	-	0	0	0	-	-	0	0
9/22	at Min.	L	1/0	0	0	-	-	0	0	0	-	-	0	0
9/29	at Ind.	W	1/0	1	1	1.0	1	0	0	0	-	-	0	1
10/6	Chi.	W	1/0	1	3	3.0	3	0	0	0	-	-	0	3
10/20	at GB	L	1/0	0	0	-	-	0	0	0	-	-	0	0
10/27	at Hou.	L	1/0	1	2	2.0	2	0	0	0	-	-	0	2
11/3	Det.	W	1/0	1	2	2.0	2	0	0	0	-	-	0	2
11/7	LAC	W	1/1	1	3	3.0	3	0	1	9	9.0	9	1	12
11/17	Cin.	W	1/1	1	3	3.0	3	0	0	0	-	-	0	3
11/24	at NYJ	L	1/0	1	0	0.0	0	0	0	0	-	-	0	0
12/1	at KC	L	1/0	1	4	4.0	4	0	2	13	6.5	14	0	17
12/8	Ten.	L	1/0	1	-1	-1.0	-1	0	0	0	-	-	0	-1
12/15	Jac.	L	1/0	0	0	0.0	0	0	3	22	7.3	14	0	22
12/22	at LAC	W	1/0	0	0	0.0	0	0	0	0	-	-	0	0
12/29	at Den.	L	1/0	1	0	0.0	0	0	0	0	-	-	0	0
Totals			16/3	10	17	1.7	3	0	6	44	8.3	14	1	61

GG GABE JACKSON

Position: **Guard**
HT/WT: **6-3/335**
Acquired: **D3-'14**
Hometown: **Liberty, Miss.**
College: **Mississippi State**

Born: **07/12/91**
NFL Season: **7**
Raiders Season: **7**



TRANSACTIONS: Selected by Oakland Raiders in the third round (81st overall) of the 2014 NFL Draft, May 9, 2014.

CAREER: Durable offensive lineman has played in 84 games with 83 starts through his first six NFL seasons...Started all 11 games he appeared in after missing the first five games of the 2019 season with a knee injury...In 2018, started all 13 games he played in before being placed on the Reserve/Injured List on Dec. 18...Started at right guard in 15 games, as part of an offensive line that surrendered just 24 sacks in 2017, tied for third fewest in the league...Moved from left guard in 2016 and started all 16 games at right guard for the first time in his career en route to being named a Pro Bowl alternate...In 2015, started all 16 games for the first time in his career...Originally selected by the Raiders in the third round (81st overall) of the 2014 NFL Draft...Earned the starting left guard job as a rookie after a strong showing throughout the preseason.

2019: Started all 11 games he appeared in at right guard after missing the first five games of the season with a knee injury... Helped the offensive line finish eighth in the NFL in sacks allowed (29), while also finishing as one of just five teams in the league to surrender zero sacks against four different opponents...Part of an offensive line that paved the way for rookie RB Josh Jacobs who recorded 1,150 rushing yards in just 13 contests, becoming the first Raiders rookie to eclipse the 1,000-yard barrier... Also helped QB Derek Carr set career highs in completion percentage, passing yards, passer rating and yards per attempt...**(10/20) at GB:** Returned to action, starting at right guard...Part of an offensive line that did not allow a sack for the second consecutive week and third time this season...Helped the offense record a season-high 484 net yards, while surpassing 150 rushing yards for the third consecutive week with 155...**(10/27) at Hou.:** Part of an offensive line that did not allow a sack in their third consecutive game and fourth on the season...Helped protect Carr as he threw for three TDs and recorded a 125.0 passer rating...**(11/3) vs. Det.:** Helped pave the way as the Raiders recorded 171 yards on the ground and Jacobs scored two rushing TDs...Part of an offensive line that surrendered just one sack in the win...**(11/7) vs. LAC:** Part of an offensive line that helped Carr set a new NFL record with his 18th career fourth-quarter comeback, the most in NFL history through a player's first six seasons...**(11/17) vs. Cin.:** Started at right guard, helping Jacobs surpass RB Marcus Allen's franchise record for the most 100-yard contests by a rookie (four)...**(11/24) at NYJ:** Part of an offensive line that surrendered just one sack in the contest...**(12/1) at KC:** Helped pave the way for Jacobs as he surpassed 100 yards for fifth time on the year...Surpassed 1,000 yards rushing on the season in the contest, becoming the first rookie in franchise history to rush for 1,000 yards...**(12/8) vs. Ten.:** Started at right guard and helped paved the way for 356 yards of offense...**(12/15) vs. Jac.:** Started at right guard and helped pave the way for 180 yards of total offense in the first quarter, the most yards in a first quarter for the Raiders at home since Week 7 of 2006...**(12/22) at LAC:** Started at right guard and was part of an offensive line that helped Carr finish with an 86.7 completion percentage, his highest of the season, and a passer rating of 118.2 to tie QB Ken Stabler for most games with a passer rating over a 100.0 in franchise history (32)...**(12/29) at Den.:** Started at right guard, helping Carr record a season-high 391 passing yards and ended the day completing 29-of-46 attempts (63 percent) with one TD for a passer rating of 97.3

2018: Started all 13 games he played in before being placed on the Reserve/Injured List on Dec. 18...**(9/10) vs. LAR:** Started at right guard in the season opener and was part of an offensive line that allowed just one sack in the contest...The start marked the 60th of his career...**(9/16) at Den.:** Helped QB Derek Carr finish the day with a 90.6 completion percentage, which marked the fourth best single-game percentage in NFL history...Part of an offensive line that allowed just one sack for the second straight game...**(9/23) at Mia.:** Helped the run game total 100-plus yards (109) in the contest...Allowed Carr to surpass 300-plus passing yards for the second time this season...**(9/30) vs. Cle.:** Paved the way for the Raiders run game as RB Marshawn Lynch recorded 130 rushing yards, the seventh most of his career...Allowed Carr to record 437 passing yards, the second most of his career, with four TDs...Helped the Raiders offense produce two 100-yard receivers, one 100-yard rusher and one 400-yard passer for the first time in franchise history since the 1970 AFL merger...**(10/7) at LAC:** Started at right guard, helping Carr record his third game on the season with a completion percentage of 70.0 or better (72.7 percent)...**(10/28) vs. Ind.:** Started at right guard, helping the line post their first clean sheet of the season...Helped pave the way as Carr recorded three passing TDs and his first career rushing TD...**(11/11) vs. LAC:** Helped the run game total 100-plus yards (114) for the fifth time on the season...**(11/18) at Ari.:** Started at right guard in the win, paving the way for 152 rushing yards...Helped Carr finish with a passer rating of 100.5 as he orchestrated the 15th fourth-quarter comeback of his career...**(11/25) at Bal.:** Started at right guard in the contest...**(12/2) vs. KC:** Paved the way for a season-high 171 rushing yards and 442 total net yards, the third time on the season the team has surpassed 400 net yards...Helped the offense convert on 75 percent of their third downs (9-of-12), which marked a season high and the third best conversion percentage in franchise history dating back to 1991...**(12/9) vs. Pit.:** Started at right guard in the win, helping Carr throw for 322 yards as he set a new franchise record for most consecutive games (eight) without an INT.

2017: Started at right guard in 15 games in his fourth season with the Raiders...Part of an offensive line that surrendered just 24 sacks on the year, tied for third fewest in the league...Helped paved the way for 1,554 total rushing yards and an average of 4.4 yards per carry...**(9/10) at Ten.:** Started at right guard in the season opener and helped the run game total 100-plus yards (109)

AT A GLANCE

- Has appeared in 84 games with 83 starts over his six NFL seasons, including all 16 games in 2015 and 2016, while starting every appearance since Week 14 of his rookie season in 2014.
- Moved from left guard in 2016, starting all 16 games at right guard for the first time in his career en route to being named a Pro Bowl alternate.
- Caught two passes in 2014, becoming the third offensive lineman in Raiders history to record multiple receptions in a season.
- Started all 52 games at left guard over his four-year career at Mississippi State and was a two-time All-American selection and a two-time first-team All-SEC recipient.
- His senior year, awarded the Cornerly Trophy as the top collegiate player in the state of Mississippi and also claimed the Kent Hull Award as the top offensive lineman in Mississippi.

in the win...**(9/17) vs. NYJ:** Started in the win and helped keep QB Derek Carr upright as the offensive line recorded its first clean sheet of the season...Paved the way for 180 rushing yards and 410 total yards of offense...Allowed the offense to score six total TDs, three of them coming on the ground and another three through the air, the first time doing so since Oct. 6, 2002...**(10/1) at Den.:** Started at right guard, helping Carr record a passer rating of 100.0 which marked his 16th game with a passer rating of at least 100.0...**(10/15) vs. LAC:** Helped pave the way for 109 rushing yards, the fourth 100-plus yard rushing game of the season...Part of a line that allowed just one sack...**(10/19) vs. KC:** Helped the offense record over 500 yards of offense (505) for the third time since Week 9 of the 2013 season...Paved the way for 32 first downs, tied for the fourth most in franchise history...Kept Carr upright for the second time this season as he recorded a season-high 417 yards with three TDs...**(10/29) at Buf.:** Started at right guard and helped the offensive line post its third clean sheet of the season...Allowed Carr to surpass 300-plus passing yards in back-to-back weeks for the second time in his career...**(11/5) at Mia.:** Started at right guard in the win, surrendering just one sack as Carr eclipsed 300 yards passing for the third straight game...Part of an offensive line that helped RB Marshawn Lynch record two TDs on the ground...**(11/19) vs. NE:** Part of an offensive line that surrendered just one sack, marking the sixth game on the season the Raiders have allowed one or fewer sacks...**(12/3) vs. NYG:** Part of an offensive line that surrendered just one sack in the win while paving the way for 401 yards of total offense, marking the third game surpassing 400-plus yards on the season...**(12/10) at KC:** Started at right guard in the loss...**(12/17) vs. Dal.:** Started on a line that kept Carr upright as they posted their fourth clean sheet of the season...Helped the Raiders rush for 122 yards, their eighth game with 100-plus yards on the ground...**(12/25) at Phi.:** Part of a line that surrendered just one sack, marking the ninth game of the season with one or less sacks allowed...Helped the offense surpass 100 yards on the ground for the ninth time this season with 137 yards...**(12/31) at LAC:** Moved at right guard and helped the offense run for 100-plus-yards for the 10th time this season with 105.

2016: Moved from left guard and started all 16 games at right guard for the first time in his career...Named a Pro Bowl alternate...Part of an offensive line that allowed a league-low 18 sacks on the season, while also paving the way for 1,922 rushing yards and an average of 4.4 yards per carry...Helped the offense finish sixth in the league in total offense (373.3 avg.)...**(9/11) at NO:** Started at right guard on an offensive line that did not allow a sack...Helped the offense total 486 yards...**(9/18) vs. Atl.:** Started and helped pave the way for 155 rushing yards and 454 total yards...**(9/25) at Ten.:** Started in the win and helped the run game total 100-plus yards (123) for the third consecutive week...**(10/2) at Bal.:** Started in the win and helped keep QB Derek Carr upright as the offensive line recorded its second clean sheet of the season...**(10/23) at Jac.:** Started at right guard, helping keep Carr upright for the third time on the year...Helped pave the way for 144 team rushing yards with two rushing TDs by RB Latavius Murray...**(10/30) at TB:** Started at right guard in the overtime win, playing every offensive snap...Helped pave the way for 626 yards of total offense, tying a franchise record set in 1964...Allowed Carr to become the first Raider to throw for 500-plus yards and the third player in NFL history with 500 yards, four TDs and zero INTs in a game...**(11/6) vs. Den.:** Helped the offense total 218 yards on the ground, the most by the franchise since Week 2 of the 2013 season...Allowed Murray to run for 114 yards on 20 carries, eclipsing 100-plus yards for the first time on the season and tying a franchise record with three rushing TDs...**(11/21) vs. Hou.:** Helped keep Carr upright in the victory, posting a clean sheet for the fourth time...**(11/27) vs. Car.:** Helped Carr throw for 300-plus yards for the fourth time on the year...**(12/4) vs. Buf.:** Helped block for Murray as he rushed 20 times for 82 yards and two TDs...Part of a line that didn't allow a sack for the fifth time on the year...**(12/8) at KC:** Started at right guard, paving the way for Murray as he rushed 22 times for 103 yards, eclipsing 100-plus rushing yards for the second time...**(12/24) vs. Ind.:** Paved the way for 463 yards of total offense with 210 yards on the ground...Helped rookie RB DeAndré Washington record two scores on 12 carries for 99 yards (8.3 avg.)...**(1/1/17) at Den.:** Started in the final regular season game, helping the offensive line finish the year with a league-low 18 sacks and allowing a sack on only 3.0 percent of pass attempts, also a league best...**Post-season: (1/7/17) at Hou.:** Started at right guard in his first career playoff game.



2015: Started all 16 games for the first time in his NFL career...Did not record an accepted holding penalty all season long...**(9/13) vs. Cin.:** Started at left guard in the season opener...**(9/20) vs. Bal.:** Started and helped the offense total 448 yards of offense, the team's most since Dec. 15, 2013 vs. KC (461 yards)...**(9/27) at Cle.:** Started on an offensive line that did not allow a sack...Helped pave the way for 155 rushing yards and 469 total yards of offense...**(10/25) at SD:** Started and helped the offense total over 400 yards in the win...Part of a line that allowed only one sack in the game...**(11/1) vs. NYJ:** Started on an offensive line that did not allow a sack and helped produce over 450 yards of offense...Allowed RB Latavius Murray to gain over 100 yards and QB Derek Carr to throw for over 300 yards...**(11/8) at Pit.:** Started on an offensive line that did not allow a sack of Carr for the second straight game...Offensive line tied for the fewest sacks allowed (10) by a Raiders team through eight games since the 1970 AFL-NFL merger (2014 and 2011)...Paved the way for 139 total rushing yards and 440 total yards of offense...**(11/29) at Ten.:** Started and helped the offense total over 400 yards...**(12/13) at Den.:** Played every offensive snap in the Raiders' 15-12 win...**(12/20) vs. GB:** Started at left guard, helping the team total over 370 yards of offense and 120 rushing yards...**(12/24) vs. SD:** Started at left guard in the win.

2014: Appeared in 13 games with 12 starts...Earned the starting job at left guard after a strong training camp and preseason... Became the third offensive lineman in Raiders history (Khalif Barnes, 2010; Bob Mischak, 1963) to record multiple receptions in a season...(9/7) **at NYI:** Started at left guard in his NFL debut on an offensive line that did not allow a sack through the first half... Posted a 1-yard reception on a deflected pass from QB Derek Carr, the first reception of his career...(9/14) **vs. Hou.:** Helped the offense gain 364 total yards...Part of an offensive line that did not allow a sack of Carr...(9/21) **at NE:** Helped the offensive line prevent a sack of Carr for the second straight game...(10/12) **vs. SD:** Started and helped the offense total 396 yards...Helped post a clean sheet for the third time on the season, joining the 1970 Raiders' line as only units in franchise history with three shutouts in the sacks allowed category through five games...(11/30) **at STL.:** Returned to action after missing three games with a knee injury...Played the majority of the snaps on offense at left guard due to injuries on the line...Caught a deflected pass from Carr for a 6-yard loss at the end of the first half...Became the third offensive lineman in Raiders history to record multiple receptions in a season...(12/7) **vs. SF:** Helped the offense total 330 yards of offense in the victory...Helped Carr post a passer rating of 140.2, his highest of the season...(12/21) **vs. Buf.:** Paved the way for a rushing attack that produced 140 yards, the team's second highest rushing total of the year.

COLLEGE: Played four seasons at Mississippi State, becoming one of the most decorated offensive linemen in school history... Started all 52 games of his career at left guard...Two-time All-American selection and a two-time first-team All-SEC recipient... Started all 13 games at left guard as a senior...Earned first-team All-SEC honors by the league coaches and Associated Press for the second straight year...Named second-team All-American by Walter Camp, USA Today and Athlon Sports...Awarded the Cornerly Trophy as the top collegiate player in the state of Mississippi and also claimed the Kent Hull Award as the top offensive lineman in Mississippi...Paved the way for an MSU offense that shattered school records in total yards, first downs and yards per game...Earned SEC Offensive Lineman of the Week honors three times and became just the second MSU offensive lineman in school history to receive the honor two-or-more times...Started all 13 games at left guard as a junior...Earned first-team All-SEC honors by the AP and Phil Steele and second-team honors by the SEC Coaches and ESPN.com...Named to the Phil Steele and FoxSportsNext All-American Second Team, as well as earning honorable mention All-American honors from Sports Illustrated and Pro Football Weekly...Part of an offensive line that gave up the second fewest sacks in the SEC (29th nationally) and did not personally give up a sack all season...Started all 13 games at left guard as a sophomore...Named to the AP and Rivals.com All-SEC Second Team, as well as the Rivals.com Sophomore All-American team...Blocked for RB Vick Ballard, who finished fourth in the SEC in rushing, while giving up the fifth fewest sacks in the league...Helped the team finish in the top-10 in school history for single-season marks in passing TDs, passing completions, total yards and first downs in 2011...Blocked for an offense that scored 50-plus points twice in the same season for the first time since 1914, and only the third time in school history...Started all 13 games at left guard as a redshirt freshman...Named an SEC All-Freshman selection by the coaches...Helped the Bulldogs rush for over 200 yards seven different times...Redshirted his true freshman year in 2009...Received his degree from Mississippi State in Spring 2018.

PERSONAL: Attended Amite County High School in Liberty, Miss., playing football for his father, Charles Jackson, the team's head coach...Played on both sides of the ball at tackle during his four-year career... Ranked as the 28th best prospect in the state of Mississippi, and the fourth best offensive lineman on the state chart by Rivals.com...Has participated in the Raiders annual Thanksgiving with the Offensive Line, an event in which team's offensive line provides local families in need with all the food needed to make a complete Thanksgiving dinner, for four consecutive years.

ADDITIONAL STATISTICS: Receptions – 2 in 2014. Receiving yards – (-5) in 2014. Miscellaneous tackles – 2 in 2015, 3 in 2016, 1 in 2018; NFL totals: 6.

GABE JACKSON'S GAMES PLAYED/STARTED

Year	Team	GP	GS
2014	Oakland	13	12
2015	Oakland	16	16
2016	Oakland	16	16
2017	Oakland	15	15
2018	Oakland	13	13
2019	Oakland	11	11
Totals		84	83
POSTSEASON			
2016	Oakland	1	1
Totals		1	1

28 JOSH JACOBS

Position: **Running Back**
HT/WT: **5-10/220**
Acquired: **D1b-'19**
Hometown: **Tulsa, Okla.**
College: **Alabama**

Born: **02/11/98**
NFL Season: **2**
Raiders Season: **2**



TRANSACTIONS: Selected by Oakland Raiders in the first round (24th overall) of the 2019 NFL Draft, April 25, 2019.

2019: Elite rookie running back who started in all 13 of his appearances in 2019, recording 1,150 rushing yards on 242 carries with seven TDs, adding 20 receptions for 166 yards en route to being named the PFWA rookie of the year, finishing second in the Associated Press Offensive Rookie of the Year voting and garnering Pro Bowl alternate recognition...Became the first rookie in franchise history to rush for 1,000 yards...Broke RB Marcus Allen's record of 100-yard rushing performances, finishing with five... Became the 21st player in NFL history with 1,000 rushing yards through his first 12 career contests...Became the 12th player in Raiders lore to rush for over 1,000 yards...Ranks sixth in franchise history with 1,150 rushing yards in a single season...Ranks fourth in NFL history among players 21-years-old or younger with 1,150 rushing yards through his first 13 contests...Despite missing three games due to injury, finished fifth in the NFL with 686 rushing yards after contact...Finished eighth in the NFL and first among rookies in rushing yards...Also became the first player in Raiders history and first player since WR Odell Beckham Jr. in 2014 to be named NFL Offensive Rookie of the Month in two separate months (October and November)...**(9/9) vs. Den.**: Made his NFL debut, starting at running back...Tallied 85 yards on 23 carries and added two rushing TDs...Became the first rookie since RB LaDainian Tomlinson in 2001 to gain 100 yards from scrimmage while logging two rushing TDs in his NFL debut...Became the first Raiders player in franchise history to score two rushing TDs in his NFL debut... His 85 yards on the ground rank third in franchise history among Raiders in their NFL debuts...**(9/15) vs. KC**: Recorded a game-high 99 yards rushing on 12 carries (8.3 avg.), with a 51-yard long...His 51-yard rush was the fourth-longest by a rookie during the year... Tied for the seventh-most single-game rushing yards by Raiders rookie running back in franchise history...**(9/22) at Min.**: Recorded a team-high 44 yards rushing on 10 carries, with an 18-yard long...**(9/29) at Ind.**: Recorded a game-high 79 rushing yards on 17 carries (4.65 avg.), adding 29 receiving yards on two receptions, including a career high 20-yard catch-and-run...Set the Raiders record for the most rushing yards (307) by a player in his first four career games, passing RB Darren McFadden's 272 yards posted in 2008...Tallied over 100 scrimmage yards (108) for the second time...**(10/6) vs. Chi.**: Logged a 12-yard rushing TD to become just the third player in franchise history with at least three rushing scores through Week 5...Recorded his first career 100-yard rushing game (123), becoming just the fifth rookie in franchise history to rush for at least 100 yards in a single game...Became the first player in franchise history to rush for 100 yards against the Bears defense...**(10/20) at GB**: Surpassed Jackson for most rushing yards (554) in franchise history through a player's first six career games...Became the only rookie in franchise history to record consecutive 100-plus rushing yard games, while tying Allen for most 100-yard contests by a player in franchise history through his first six career games...**(10/27) at Hou.**: Finished with a team-high 66 rushing yards on 15 carries, adding 15 receiving yards on two catches...His 620 rushing yards marked the most through a player's first seven career games in club history...**(11/3) vs. Det.**: Totaled 28 carries for 120 yards with two TDs in the win...Became the franchise's all-time rookie rushing leader, surpassing Allen's record of 697 set in 1982...Tied for third-most rushing TDs (six) by a Raiders rookie in franchise history...Became the first rookie since RB Ickey Woods in 1988 to have two-plus rushing TDs in three of his first eight career games...Tied Allen for most 100-yard rushing games (three) by a rookie in franchise history...First running back with at least three games of multiple rush TDs in his first season since Ezekiel Elliott had five in 2016...Became the 20th player in NFL history to surpass 700 rushing yards (740) in his first eight career contests...Became the fifth player in the Super Bowl Era with two games of 120 rushing yards and two-plus rushing TDs over his first eight career games, joining RBs Billy Sims (1980), Hall of Famer Eric Dickerson (1983), Julius Jones (2004) and Adrian Peterson (2007)...Eighth player since at least 1950 to log 700 rushing yards and have six rushing TDs in his first eight games...**(11/7) vs. LAC**: Finished with 71 yards (4.4 avg.) on 16 carries with one TD, adding three receptions for 30 yards (10.0 avg.)...Became the 16th player in NFL history to surpass 800 rushing yards (811) in his first nine career games...Tied Whittington for the second-most rushing scores (seven) by a rookie in franchise history...**(11/17) vs. Cin.**: Finished with 112 yards on 23 carries (4.9 avg.), adding three receptions for 12 yards...Recorded his fourth career 100-yard rushing game, surpassing Allen's franchise record for the most 100-yard contests by a rookie (four)...Became the 12th player in NFL history with at least 900 yards (923) through a player's first 10 career games...Recorded 100-plus scrimmage yards (124) in three consecutive games...**(11/24) at NYJ**: Finished with 36 yards on 11 carries (3.3 avg.), adding one reception for two yards...**(12/1) at KC**: With seven carries for 55 yards in the first quarter, Jacobs went over 1,000 yards rushing on the season and became the first rookie in franchise history to rush for 1,000 yards (1,061)...Became the Raiders first 1,000-yard rusher since RB Latavius Murray in 2015 and only the fourth player in club history with 1,000 yards through the team's first 12 games...Finished with 104 yards on 17 carries (6.1 avg.), tying RB Mark van Eeghen for the fourth-most 100-yard rushing performances (five) during a single season in franchise history...**(12/8) vs. Ten.**: Inactive due to a shoulder injury...**(12/15) vs. Jac.**: Finished with 89 yards rushing on 24 carries, in addition to two receptions for 20 yards... Entered the top-20 in NFL history for most rushing yards (1,150) by a player through their first 13 career games...Led all rookies in rushing yards (1,150), rushing TDs (seven) and scrimmage yards (1,316) through Week 15.

COLLEGE: Played three years at Alabama from 2016-18, appearing in 42 games...Totaled 1,491 rushing yards on 251 rushes (5.9 avg.) with 16 TDs, adding 48 receptions for 571 yards (11.9 avg.) and five TDs...Also recorded 18 kickoff returns for 514 yards with one TD, ranking third in school history with an average of 28.6...As a junior in 2018, totaled 15 TDs (11 rushing, three receiving, one kickoff return) to rank eighth in the Southeastern Conference...His 11 rushing scores tied for seventh in the conference...Tied for the team lead in all-purpose yards with 1,315 to average 87.7 yards per game...Ranked second on the team in scoring with 90 points...Rushed 120 times for 640 yards and a team-high 11 scores while catching 20 passes for 247 yards and three TDs...Recorded 50 carries for a

AT A GLANCE

- Started in 13 games during his rookie campaign with the Silver and Black and logged 242 rushing attempts for 1,150 rushing yards and seven TDs, adding 20 receptions for 166 yards.
- Finished second in the Associated Press Offensive Rookie of the Year voting after setting the franchise rookie record for rushing yards in a single season, surpassing Marcus Allen's record (686) set in 1982.
- Surpassed RB Marcus Allen for most games (five) with at least 100 rushing yards by a rookie in franchise history.
- Led all rookies in rushing yards (1,150), rushing TDs (seven), rushing yards per game (88.5 avg.), rushing yards after contact (686) and scrimmage yards per game (101.2 avg.).
- Among players under the age of 22, ranks fourth in NFL history with 1,150 rushing yards through his first 13 games.
- Played three years at Alabama from 2016-18, appearing in 42 games and helping the Crimson Tide capture the 2017 National Championship.

JACOBS

first down on the season with 14 of his receptions resulting in a first down...Added 14 kickoff returns for 428 yards with one score of 77 yards...Led the SEC and ranked second in the FBS with a kickoff return average of 30.6 yards...His 30.6 kickoff return average is second-best in Alabama single-season records (min. 10 returns)...Earned Special Teams Player of the Week honors from Alabama coaches for his play against Louisville, Ole Miss and Missouri, while earning Offensive Player of the Week recognition for his performances against Missouri, Mississippi State and Auburn...In 2017, appeared in 12 games and totaled 284 yards on 46 carries and one TD, while catching 14 passes for 168 yards and two TDs...Returned four kickoffs for 86 yards with a long return of 23 yards...Earned Special Teams Player of the Week recognition from the Alabama coaches for his efforts against Arkansas and was named Offensive Player of the Week for his performances against Ole Miss, Mississippi State and Mercer...As a freshman in 2016, rushed 85 times for 567 yards (6.7 avg.) and four TDs and added 14 receptions for 156 yards...Selected as the SEC Freshman of the Week after his performance against Kentucky...Earned Offensive Player of the Week for his performances against Kent State and Kentucky, and Special Teams Player of the Week after the Florida game from Alabama's coaches.

PERSONAL: Attended McLain High School in Tulsa, Okla. ...Recorded 5,372 rushing yards and 56 TDs in his career at McLain...Ranked a four-star prospect, the No. 2 player in Oklahoma and the No. 6 all-purpose running back nationally despite arriving late on the scene in the recruiting process...Ranked as the No. 10 all-purpose running back by 247Sports.com and the No. 2 player in the state of Oklahoma...Ranked ninth in the state by Rivals.com...ESPN listed him as the No. 4 player in Oklahoma and the No. 36 running back nationally...As a senior, recorded 2,704 rushing yards on 179 carries (15.1 avg.) with 31 rushing TDs, while averaging 245.8 yards per game...Earned first-team All-State honors by the Oklahoma Coaches Association and OKPreps.com.

SINGLE-GAME HIGHS: RUSHING: Attempts – 28, 11/3/19 vs. Det. Yards – 124, 10/20/19 at GB. Long – 51, 9/15/19 vs. KC. Touchdowns – 2, three times; last: 11/3/19 vs. Det. RECEIVING: Receptions – 3, four times; last: 11/17/19 vs. Cin. Yards – 30, 11/7/19 vs. LAC. Long – 28, 9/8/19 vs. Den.



JOSH JACOBS' CAREER STATISTICS

Year	Team	GP	GS	RUSHING					RECEIVING					TOTAL OFFENSE
				Att.	Yds	Avg.	Lg.	TD	Rec.	Yds.	Avg.	Lg.	TD	
2019	Oakland	13	13	242	1,150	4.8	51	7	20	166	8.3	28	0	1,316
Totals		13	13	242	1,150	4.8	51	7	20	166	8.3	28	0	1,316

JOSH JACOBS GAME-BY-GAME

2019, OAKLAND (7-9)

Date	Opp.	W/L	GP/GS	RUSHING					RECEIVING					TOTAL OFFENSE
				Att.	Yds.	Avg.	Lg.	TD	Rec.	Yds.	Avg.	Lg.	TD	
9/9	Den.	W	1/1	23	85	3.7	13	2	1	28	28.0	28	0	113
9/15	KC	L	1/1	12	99	8.3	51	0	0	0	-	-	0	99
9/22	at Min.	L	1/1	10	44	4.4	18	0	0	0	-	-	0	44
9/29	at Ind.	W	1/1	17	79	4.6	16	0	2	29	14.5	20	0	108
10/6	Chi.	W	1/1	26	123	4.7	21	2	3	20	6.7	10	0	143
10/20	at GB	L	1/1	21	124	5.9	42	0	3	10	3.3	4	0	134
10/27	at Hou.	L	1/1	15	66	4.4	23	0	2	15	7.5	8	0	81
11/3	Det.	W	1/1	28	120	4.3	17	2	0	0	-	-	0	120
11/7	LAC	W	1/1	16	71	4.4	18t	1	3	30	10.0	17	0	101
11/17	Cin.	W	1/1	23	112	4.9	21	0	3	12	4.0	7	0	124
11/24	at NYJ	L	1/1	10	34	3.4	15	0	1	2	2.0	2	0	36
12/1	at KC	L	1/1	17	104	6.1	35	0	0	0	-	-	0	104
12/8	Ten.	L		(INACTIVE - SHOULDER)										
12/15	Jac.	L	1/1	24	89	3.7	9	0	2	20	10.0	9	0	109
12/22	at LAC	W		(INACTIVE - SHOULDER)										
12/29	at Den.	L		(INACTIVE - SHOULDER)										
Totals			13/13	242	1,150	4.8	51	7	20	166	8.3	28	0	1,316

68 ANDRE JAMES

Position: **Offensive Line**

HT/WT: **6-4/300**

Acquired: **FA-'19**


Hometown: **Herriman, Utah**

College: **UCLA**

Born: **05/02/97**

NFL Season: **2**

Raiders Season: **2**



TRANSACTIONS: Signed by Oakland Raiders as an undrafted free agent, May 2, 2019.

2019: Appeared in 12 games with one start at center in his rookie campaign...Made the team as an undrafted free agent, moving from tackle to center...Helped the offensive line finish eighth in the NFL in sacks allowed (29), while also finishing as one of just five teams in the league to surrender zero sacks against four different opponents...Part of an offensive line that paved the way for rookie RB Josh Jacobs who recorded 1,150 rushing yards in just 13 contests, becoming the first Raiders rookie to eclipse the 1,000-yard barrier...Also helped QB Derek Carr set career highs in completion percentage, passing yards, passer rating and yards per attempt...(9/9) vs. **Den.:** Made his NFL debut, appearing exclusively on special teams...(9/15) vs. **KC:** Saw limited action, exclusively on special teams...(9/22) at **Min.:** Appeared in a reserve role on special teams...(9/29) at **Ind.:** Saw action in a reserve role on special teams...(10/6) vs. **Chi.:** Appeared exclusively on special teams...(10/20) at **GB:** Saw limited action on special teams...(10/27) at **Hou.:** Filled in at center after C Rodney Hudson exited the game in the first quarter with an ankle injury...Part of an offensive line that did not allow a sack in their third consecutive game and fourth on the season...Helped protect Carr as he threw for three TDs and recorded a 125.0 passer rating...(11/3) vs. **Det.:** Made his first NFL start at center...Helped pave the way as the Raiders recorded 171 yards on the ground and Jacobs scored two rushing TDs...Part of an offensive line that surrendered just one sack in the win...(11/7) vs. **LAC:** Saw limited action on offense in the primetime victory...(12/22) at **LAC:** Appeared exclusively on special teams...(12/29) at **Den.:** Saw limited action, exclusively on special teams.

AT A GLANCE

- Appeared in 12 games with one start at center in his rookie campaign.
- In 2019, helped the offensive line finish eighth in the NFL in sacks allowed (29), while also finishing as one of just five teams in the league to surrender zero sacks against four different opponents.
- Spent three years at UCLA, seeing action in 35 games with 32 starts, playing at both left tackle and right tackle during collegiate career.
- Played alongside current Raider and 2018 first-round NFL Draft pick T Kolton Miller at UCLA.

COLLEGE: Played three years at UCLA, seeing action in 35 games with 32 starts...Started at both left tackle and right tackle during collegiate career...Teamed with current Raider and 2018 first-round NFL Draft pick T Kolton Miller...As a senior, started all 12 games at left tackle...Named to the Athletic Director's Academic Honor Roll...Helped UCLA's rushing offense improve by over 40 yards per game from the previous season...Helped pave the way for RB Joshua Kelly, who rushed for 1,243 yards and averaged 5.5 yards per rushing attempt...Kelly posted 100-or-more yards on the ground in six games and finished 10th on UCLA's all-time single-season rushing list...As a junior, started all 13 games at right tackle...Part of a line that helped the offense improve the team's rushing output (3.7 avg.) by almost a full yard from the previous season...Line aided improvements in rushing yardage, rushing TDs and rushing first downs...Helped offense rank third in the Pac-12 Conference in total offense (457.8 avg.)...As a sophomore, played in 10 games with seven starts...Started the final seven games of the season at right tackle, moving into the lineup following an injury to Miller...As a freshman, did not see game action.

PERSONAL: Attended Herriman (Utah) High School...Listed as a four-star recruit by Scout.com...Ranked as the No. 192 player in the nation according to the Scout 300 list...The No. 177 recruit in the nation according to ESPN.com...A USA Today All-Utah Team selection...A PrepStar All-American...Listed as the No. 15 offensive tackle in the nation and the third-ranked recruit in Utah by ESPN...Listed as a four-star recruit by Rivals.com and the third-ranked player in the state of Utah.



ANDRE JAMES' GAMES PLAYED/STARTED

Year	Team	GP	GS
2019	Oakland	12	1
Totals		12	1

31 ISAIAH JOHNSON

Position: **Cornerback**
 HT/WT: **6-2/210**
 Acquired: **D4b-'19**
 Hometown: **Bryan, Texas**
 College: **Houston**

Born: **12/20/95**
 NFL Season: **2**
 Raiders Season: **2**



TRANSACTIONS: Selected by Oakland Raiders in the fourth round (129th overall) of the 2019 NFL Draft, April 27, 2019.

2019: Played in five games and appeared primarily on special teams in his rookie campaign...Placed on Reserve/Injured List due to an injury suffered in the preseason and returned to action in Week 10...**(11/7) vs. LAC:** Appeared primarily on special teams in his Raiders debut...**(11/17) vs. Cin.:** Recorded one pass defended and contributed one tackle on special teams...**(11/24) at NYJ:** Appeared on both defense and special teams...**(12/15) vs. Jac.:** Saw action as a rotational player on defense, notching one tackle on special teams...**(12/29) at Den.:** Appeared exclusively on special teams.

AT A GLANCE

- Played in five games and recorded two special teams tackles and one pass defended.
- Originally started his collegiate career at Houston as a wide receiver, playing in 22 games and totaling 21 receptions for 208 yards (9.9 avg.) over his first two seasons (2015-16).
- Appeared in 23 games and made 15 starts after moving to cornerback over his final two seasons (2017-18), totaling 115 tackles (88 solo), 16 passes defended and four INTs.

COLLEGE: Four-year letterman at Houston (2015-18) who appeared in 45 contests during his career...Originally started his collegiate career as a receiver before switching sides and moving to cornerback for his final two seasons...Tallied 115 tackles (88 solo), four INTs and 16 passes defended after transitioning to defense...In 2018, played in 11 games and made 10 starts, totaling 66 tackles (50), two INTs and seven passes defended...In 2017, saw his first action on defense with the Cougars, appearing in all 12 games with five starts...Totaled 45 tackles (34), two INTs and nine passes defended...In 2016, made 11 appearances at receiver, totaling 15 receptions for 165 yards (11.0 avg.)...In 2015, saw action in 11 games at receiver...Redshirted as a freshman in 2014...Majored in human resource development.

PERSONAL: Attended James Earl Rudder High School in Bryan, Texas...Ranked as a three-star recruit by ESPN.com and 247Sports.com...Was rated the No. 84 receiver nationally by ESPN...Earned 2013 All-State Honorable Mention by Associated Press...Named first-team District 18-4A as a receiver his junior and senior seasons...Named team's MVP as a senior after recording 39 receptions for 730 yards with 10 TDs...Tallied 66 tackles, one INT and one forced fumble as a senior...Also ran track and was the District 18-4A champion in the 200-meter dash and the 110-meter hurdles in 2013.

ADDITIONAL STATISTICS: Special teams tackles: 2 in 2019; NFL totals: 2

SINGLE-GAME HIGHS: Passes Defended – 1, 11/17/19 vs. Cin.

ISAIAH JOHNSON'S CAREER STATISTICS

Year	Team	GP	GS	TACKLES					INTERCEPTIONS					FUMBLES		
				Total	Solo	Asst.	Sacks	Yds.	No.	Yds.	Lg.	TD	PD	FF	FR	Yds.
2019	Oakland	5	0	0	0	0	0.0	0.0	0	0	-	0	1	0	0	0
Totals		5	0	0	0	0	0.0	0.0	0	0	-	0	1	0	0	0

ISAIAH JOHNSON GAME-BY-GAME

2019, OAKLAND (7-9)

Date	Opp.	W/L	GP/GS	TACKLES					INTERCEPTIONS					FUMBLES			
				Total	Solo	Asst.	Sacks	Yds.	No.	Yds.	Lg.	TD	PD	FF	FR	Yds.	
9/9	Den.	W															
9/15	KC	L															
9/22	at Min.	L															
9/29	at Ind.	W															
10/6	Chi.	W															
10/20	at GB	L															
10/27	at Hou.	L															
11/3	Det.	W															
11/7	LAC	W	1/0	0	0	0	0.0	0.0	0	0	-	0	0	0	0	0	0
11/17	Cin.	W	1/0	0	0	0	0.0	0.0	0	0	-	0	1	0	0	0	0
11/24	at NYJ	L	1/0	0	0	0	0.0	0.0	0	0	-	0	0	0	0	0	0
12/1	at KC	L															
12/8	Ten.	L															
12/15	Jac.	L	1/0	0	0	0	0.0	0.0	0	0	-	0	0	0	0	0	0
12/22	at LAC	W															
12/30	at Den.	L	1/0	0	0	0	0.0	0.0	0	0	-	0	0	0	0	0	0
Totals			5/0	0	0	0	0.0	0.0	0	0	-	0	1	0	0	0	0

95 DATONE JONES

Position: **Defensive End**
HT/WT: **6-4/285**
Acquired: **FA-'20**
Hometown: **Compton, Calif.**
College: **UCLA**

Born: **07/24/90**
NFL Season: **7**
Raiders Season: **1**



TRANSACTIONS: Selected by Green Bay Packers in the first round (26th overall) of the 2013 NFL Draft, April 25, 2013...Signed by Minnesota Vikings as an unrestricted free agent, March 15, 2017...Waived by Vikings, Sept. 8, 2017...Signed by Detroit Lions as a free agent, Oct. 10, 2017...Waived by Lions, Oct. 18, 2017...Signed by San Francisco 49ers as a free agent, Oct. 24, 2017...Waived by 49ers, Nov. 21, 2017...Signed by Dallas Cowboys as a free agent, Nov. 26, 2017...Signed by Jacksonville Jaguars as an unrestricted free agent, June 4, 2019...Waived by Jaguars, Aug. 30, 2019...Signed by Las Vegas Raiders as a free agent, Aug. 14, 2020.

COLLEGE: Seventh-year veteran who enters his first season with the Silver and Black after making stops with the Jacksonville Jaguars, Dallas Cowboys, San Francisco 49ers, Detroit Lions, Minnesota Vikings and Green Bay Packers...Appeared in one game for the Cowboys in 2018...In 2017, played in seven games with two starts while recording 15 tackles, one sack and one pass defended...Appeared in 15 games and totaled a career-high 22 tackles with two passes defended and one sack in 2016...In 2015, played in 15 games and totaled 20 tackles with three sacks and three passes defended...Appeared in 13 contests with three starts, registering 21 tackles, 1.5 sacks and one INT...Played in all 16 games as a rookie in 2013...Career totals include 67 games played with nine starts, recording 87 tackles, (55 solo), 10.0 sacks and one INT.

AT A GLANCE

- Seventh-year veteran who enters his first season with the Silver and Black after making stops with the Jacksonville Jaguars, Dallas Cowboys, San Francisco 49ers, Detroit Lions, Minnesota Vikings and Green Bay Packers.
- Career totals include 67 games played with nine starts, recording 87 tackles, (55 solo), 10.0 sacks and one INT.
- Played four seasons at UCLA, appearing in 51 games with 43 starts and recording 148 tackles, 36.5 tackles for loss, 13.5 sacks, five passes defended, four forced fumbles, and one fumble recovery.

2018 (with Dal.): Appeared in one game for the Cowboys before being placed on Reserve/Injured List...(9/23) at Sea.: Registered one quarterback hit in his lone appearance of the season.

2017 (with SF and Dal.): Appeared in seven games with two starts during stops with the 49ers and Cowboys...Totalled 15 tackles with one sack and one pass defended...(11/5) vs. Ari.: Recorded three tackles in the contest...(12/10) at NVG: Made his Cowboys debut...(12/24) vs. Sea.: Started his first game for the Cowboys, recording a season-high three tackles (one solo)...(12/31) at Phi.: Tied a season-high three tackles (two), while adding one sack and one pass defended.

2016 (with GB): Played in 15 games, setting a career high with four starts...Recorded a career-high 22 tackles (17 solo), adding two passes defended and one sack...(10/16) vs. Dal.: Recorded three tackles, all solo...(12/4) vs. Hou.: Registered a season-high four tackles...(12/11) vs. Sea.: Recorded a sack in the contest...(12/24) vs. Min.: Totalled three tackles (two)...(1/1/17) at Det.: Finished the day with three tackles...Postseason: (1/15/17) at Dal.: Recorded two stops in the postseason victory.

2015 (with GB): Played in 15 games after being suspended for the season opener...Recorded 20 tackles with three sacks and three pass defenses...(11/22) at Min.: Set a career-high with two sacks. Postseason: (1/16/16) at Ari.: Recorded two tackles in the contest.

2014 (with GB): Appeared in 13 contests with three starts, registering 21 tackles and 1.5 sacks, along with his only career INT, which he returned for 18 yards...(9/4) at Sea.: Started at DE, registering a season-high with five tackles (four solo)...Playoffs: (1/11/15) vs. Dal.: Recorded a FG block in the NFC Wildcard game.

2013 (with GB): Appeared in all 16 games during his rookie campaign, totaling a career-best 3.5 sacks, 10 tackles and his lone career fumble recovery...(11/10) vs. Phi.: Set a then-career-best with two sacks.

COLLEGE: Played four seasons at UCLA, appearing in 51 games with 43 starts...Finished his career with 148 tackles, 36.5 tackles for loss, 13.5 sacks, five passes defended, four forced fumbles and one fumble recovery...Earned second-team All-PAC 12 honors as a senior in 2012 after leading the defensive line with 62 tackles and 6.5 sacks...Started all 14 contests, seeing time at end and tackle and led the team in sacks (three) and tackles for a loss (6.5) while leading the Bruins defensive line with 41 tackles in 2011 after redshirting one year...Started all 13 games and earned Sophomore All-America honorable mention from CollegeFootballNews.com, finishing third on the team with four sacks and fourth on the squad with 11 tackles for a loss in 2009...Appeared in 10 contests with two starts as a true freshman...Earned his degree in history.

PERSONAL: Attended Compton (Calif.) High School...Registered 91 tackles, seven sacks, three passes defended and two fumble recoveries...Earned second-team all-state honors by Cal-Hi Sports.

SINGLE-GAME HIGHS: TACKLES: Total – 5, 9/4/14 vs. Sea. Sacks – 2, two times; last: 11/22/15 at Min. Interceptions – 1, 12/21/14 at TB. Fumbles Recovered – 1, 10/13/13 at Bal.

D.JONES

DATONE JONES' CAREER STATISTICS

Year	Team	GP	GS	TACKLES					INTERCEPTIONS					FUMBLES			
				Total	Solo	Asst.	Sacks	Yds.	No.	Yds.	Lg.	TD	PD	FF	FR	Yds.	
2013	Green Bay	16	0	10	7	3	3.5	15.5	0	0	-	0	0	0	0	1	0
2014	Green Bay	13	3	21	16	5	1.5	7.5	1	18	18	0	2	0	0	0	0
2015	Green Bay	15	0	20	14	6	3.0	32.0	0	0	-	0	2	0	0	0	0
2016	Green Bay	15	4	22	17	5	1.0	3.0	0	0	-	0	2	0	0	0	0
2017	SF/Dallas	7	2	15	9	6	1.0	9.0	0	0	-	0	1	0	0	0	0
2018	Dallas	1	0	0	0	0	0.0	0.0	0	0	-	0	0	0	0	0	0
Totals		67	9	88	61	27	10.0	67.0	1	18	18	0	7	0	1	0	0
Postseason																	
2014	Green Bay	2	0	4	2	3	0.5	0.0	0	0	1	0	0	0	0	0	0
2015	Green Bay	2	0	2	2	0	0.0	0.0	0	0	-	0	0	0	0	0	0
2016	Green Bay	3	0	3	1	1	0.0	0.0	0	0	-	0	0	0	0	0	0
Totals		7	0	9	5	4	0.0	0.0	0	0	-	0	0	0	0	0	0

DATONE JONES GAME-BY-GAME

2017, SAN FRANCISCO/DALLAS

Date	Opp.	W/L	GP/GS	TACKLES					INTERCEPTIONS					FUMBLES			
				Total	Solo	Asst.	Sacks	Yds.	No.	Yds.	Lg.	TD	PD	FF	FR	Yds.	
9/10				(NOT ON ROSTER)													
9/17				(NOT ON ROSTER)													
9/24				(NOT ON ROSTER)													
10/1				(NOT ON ROSTER)													
10/8				(NOT ON ROSTER)													
10/15 at Was.	W			(INACTIVE)													
10/29 at Phi.*	L	1/0	2	1	1	0.0	0.0	0	0	-	0	0	0	0	0	0	0
11/5 Ari.*	L	1/0	3	1	2	0.0	0.0	0	0	-	0	0	0	0	0	0	0
11/12 at NYG*	W	1/0	1	1	0	0.0	0.0	0	0	-	0	0	0	0	0	0	0
11/19				(NOT ON ROSTER)													
11/26				(NOT ON ROSTER)													
12/3				(NOT ON ROSTER)													
12/10 at NYG	W	1/0	2	2	0	0.0	0.0	0	0	-	0	0	0	0	0	0	0
12/17 at Oak.	W	1/0	1	1	0	0.0	0.0	0	0	-	0	0	0	0	0	0	0
12/24 Sea.	L	1/1	3	1	2	0.0	0.0	0	0	-	0	0	0	0	0	0	0
12/31 at Phi.	W	1/1	3	2	1	1.0	0.0	0	0	-	0	1	0	0	0	0	0
Totals		7/2	15	9	6	1.0	0.0	0	0	-	0	1	0	0	0	0	0

2016, GREEN BAY

Date	Opp.	W/L	GP/GS	TACKLES					INTERCEPTIONS					FUMBLES			
				Total	Solo	Asst.	Sacks	Yds.	No.	Yds.	Lg.	TD	PD	FF	FR	Yds.	
9/11 at Jac.	W	1/0	0	0	0	0.0	0.0	0	0	-	0	0	0	0	0	0	0
9/18 at Min.	L	1/0	1	1	0	0.0	0.0	0	0	-	0	0	0	0	0	0	0
9/25 Det.	W			(INACTIVE)													
10/9 NYG	W	1/0	1	0	1	0.0	0.0	0	0	-	0	0	0	0	0	0	0
10/16 Dal.	L	1/0	3	3	0	0.0	0.0	0	0	-	0	0	0	0	0	0	0
10/20 Chi.	W	1/0	0	0	0	0.0	0.0	0	0	-	0	1	0	0	0	0	0
10/30 at Atl.	L	1/0	0	0	0	0.0	0.0	0	0	-	0	0	0	0	0	0	0
11/6 Ind.	L	1/0	1	0	1	0.0	0.0	0	0	-	0	0	0	0	0	0	0
11/13 at Ten.	L	1/1	2	1	1	0.0	0.0	0	0	-	0	0	0	0	0	0	0
11/20 at Was.	L	1/0	1	0	1	0.0	0.0	0	0	-	0	1	0	0	0	0	0
11/28 at Phi.	W	1/0	0	0	0	0.0	0.0	0	0	-	0	0	0	0	0	0	0
12/4 Hou.	W	1/0	4	4	0	0.0	0.0	0	0	-	0	0	0	0	0	0	0
12/11 Sea.	W	1/1	2	2	0	0.0	0.0	0	0	-	0	0	0	0	0	0	0
12/18 at Chi.	W	1/1	1	1	0	0.0	0.0	0	0	-	0	0	0	0	0	0	0
12/24 Min.	W	1/1	3	2	1	0.0	0.0	0	0	-	0	0	0	0	0	0	0
1/1/17 at Det.	W	1/0	3	3	0	0.0	0.0	0	0	-	0	0	0	0	0	0	0
Totals		5/0	0	0	0	0.0	0.0	0	0	-	0	1	0	0	0	0	0
1/8/17 NYG	W	1/0	1	0	1	0.0	0.0	0	0	-	0	0	0	0	0	0	0
1/15/17 at Dal.	W	1/0	2	2	0	0.0	0.0	0	0	-	0	0	0	0	0	0	0
1/22/17 at Atl.	L	1/0	0	0	0	0.0	0.0	0	0	-	0	0	0	0	0	0	0
Totals		3/0	3	2	1	0.0	0.0	0	0	-	0	0	0	0	0	0	0

DATONE JONES GAME-BY-GAME

2015, GREEN BAY

Date	Opp.	W/L	GP/GS	TACKLES					INTERCEPTIONS					FUMBLES			
				Total	Solo	Asst.	Sacks	Yds.	No.	Yds.	Lg.	TD	PD	FF	FR	Yds.	
9/13	at Chi.	W		(RESERVE/SUSPENDED LIST)													
9/20	Sea.	W	1/0	2	2	0	0.0	0.0	0	0	-	0	0	0	0	0	0
9/28	KC	W	1/0	1	1	0	0.0	0.0	0	0	-	0	0	0	0	0	0
10/4	at SF	W	1/0	1	0	1	0.0	0.0	0	0	-	0	0	0	0	0	0
10/11	StL.	W	1/0	0	0	0	0.0	0.0	0	0	-	0	0	0	0	0	0
10/18	SD	W	1/0	2	2	0	1.0	0.0	0	0	-	0	1	0	0	0	0
11/1	at Den.	L	1/0	3	3	0	0.0	0.0	0	0	-	0	0	0	0	0	0
11/8	at Car.	L	1/0	0	0	0	0.0	0.0	0	0	-	0	0	0	0	0	0
11/15	Det.	L	1/0	0	0	0	0.0	0.0	0	0	-	0	0	0	0	0	0
11/22	at Min.	W	1/0	2	2	0	2.0	0.0	0	0	-	0	1	0	0	0	0
11/26	Chi.	L	1/0	3	1	2	0.0	0.0	0	0	-	0	0	0	0	0	0
12/3	at Det.	W	1/0	1	1	0	0.0	0.0	0	0	-	0	0	0	0	0	0
12/13	Dal.	W	1/0	0	0	0	0.0	0.0	0	0	-	0	1	0	0	0	0
12/20	at Oak.	W	1/0	1	0	1	0.0	0.0	0	0	-	0	0	0	0	0	0
12/27	at Ari.	L	1/0	2	0	2	0.0	0.0	0	0	-	0	0	0	0	0	0
1/3/16	Min.	L	1/0	2	2	0	0.0	0.0	0	0	-	0	0	0	0	0	0
Totals			15/0	20	14	6	3.0	0.0	0	0	-	0	3	0	0	0	0
1/10/16	at Was.	W	1/0	0	0	0	0.0	0.0	0	0	-	0	0	0	0	0	0
1/16/16	at Ari.	L	1/0	2	2	0	0.0	0.0	0	0	-	0	0	0	0	0	0
Totals			2/0	2	2	0	0.0	0.0	0	0	-	0	0	0	0	0	0

2014, GREEN BAY

Date	Opp.	W/L	GP/GS	TACKLES					INTERCEPTIONS					FUMBLES			
				Total	Solo	Asst.	Sacks	Yds.	No.	Yds.	Lg.	TD	PD	FF	FR	Yds.	
9/7	at Sea.	L	1/1	4	3	1	0.0	0.0	0	0	-	0	0	0	0	0	0
9/14	vs. NYJ	W	1/0	2	2	0	0.0	0.0	0	0	-	0	1	0	0	0	0
9/21	at Det.	L	1/1	3	2	1	0.0	0.0	0	0	-	0	0	0	0	0	0
9/28	at Chi.	W	1/0	4	4	0	1.0	4.0	0	0	-	0	0	0	0	0	0
10/02	vs. Min.	W	1/0	0	0	0	0.0	0.0	0	0	-	0	0	0	0	0	0
10/12	at Mia.			(INACTIVE)													
10/19	vs. Car.			(INACTIVE)													
10/26	at NO			(INACTIVE)													
11/09	vs. Chi.	W	1/0	1	1	0	0.0	0.0	0	0	-	0	0	0	0	0	0
11/16	Phi.	W	1/0	2	2	0	0.0	0.0	0	0	-	0	0	0	0	0	0
11/23	at Min.	W	1/0	0	0	0	0.0	0.0	0	0	-	0	0	0	0	0	0
11/30	NE	W	1/0	0	0	0	0.0	0.0	0	0	-	0	0	0	0	0	0
12/8	Atl.	W	1/0	3	2	1	0.0	0.0	0	0	-	0	1	0	0	0	0
12/14	at Buf.	L	1/0	2	0	1	0.0	0.0	0	0	-	0	0	0	0	0	0
12/21	at TB	W	1/0	1	0	1	0.5	3.5	0	0	-	0	0	0	0	0	0
12/28	Det.	L	1/0	2	2	0	0.0	0.0	0	0	-	0	0	0	0	0	0
Totals			15/0	21	16	5	1.5	4.5	0	0	-	0	3	0	0	0	0
1/11/15	Dal.	W	1/0	0	0	0	0.0	0.0	0	0	-	0	0	0	0	0	0
1/18/15	at Sea.	L	1/0	2	2	0	0.0	0.0	0	0	-	0	0	0	0	0	0
Totals			2/0	2	2	0	0.0	0.0	0	0	-	0	0	0	0	0	0

DATONE JONES GAME-BY-GAME 2013, GREEN BAY

Date	Opp.	W/L	GP/GS	TACKLES					INTERCEPTIONS					FUMBLES		
				Total	Solo	Asst.	Sacks	Yds.	No.	Yds.	Lg.	TD	PD	FF	FR	Yds.
9/8	at SF	L	1/0	0	0	0	0.0	0.0	0	0	-	0	1	0	0	0
9/15	Was.	W	1/0	1	1	0	0.0	0.0	0	0	-	0	0	0	0	0
9/22	at Cin.	L	1/0	0	0	0	0.0	0.0	0	0	-	0	0	0	0	0
10/6	Det.	W	1/0	0	0	0	0.0	0.0	0	0	-	0	0	0	0	0
10/13	at Bal.	W	1/0	0	0	0	1.0	0.0	0	0	-	0	0	0	1	0
10/20	Cle.	W	1/0	0	0	0	0.0	0.0	0	0	-	0	0	0	0	0
10/27	at Min.	W	1/0	0	0	0	0.0	0.0	0	0	-	0	0	0	0	0
11/4	Chi.	L	1/0	2	1	1	1.0	1.0	0	0	-	0	0	0	0	0
11/10	Phi.	L	1/0	3	3	0	2.0	8.0	0	0	-	0	0	0	0	0
11/17	at NYG	L	1/0	0	0	0	0.0	0.0	0	0	-	0	1	0	0	0
11/24	Min.	T	1/0	1	1	0	1.0	0.0	0	0	-	0	0	0	0	0
11/28	at Det.	L	1/0	0	0	0	0.0	0.0	0	0	-	0	0	0	0	0
12/8	Atl.	W	1/0	1	1	0	0.0	0.0	0	0	-	0	0	0	0	0
12/15	at Dal.	W	1/0	2	0	2	0.5	6.5	0	0	-	0	0	0	0	0
12/22	Pit.	L	1/0	0	0	0	0.0	0.0	0	0	-	0	0	0	0	0
12/29	at Chi.	W	1/0	0	0	0	0.0	0.0	0	0	-	0	0	0	0	0
Totals			5/0	0	0	0	0.0	0.0	0	0	-	0	1	0	0	0

12 ZAY JONES

Position: **Wide Receiver**
HT/WT: **6-2/200**
Acquired: **TR-'19 (Buf.)**
Hometown: **Austin, Texas**
College: **East Carolina**

Born: **03/30/95**
NFL Season: **4**
Raiders Season: **2**



TRANSACTIONS: Selected by Buffalo Bills in the second round (37th overall) of the 2017 NFL Draft, April 28, 2017...Acquired via trade by Oakland Raiders from Bills, Oct. 8, 2019.

CAREER: Wide receiver enters his fourth year in the NFL and second with Raiders...In 2019, appeared in 15 games with nine starts between the Bills and the Raiders...Recorded 20 catches for 147 yards after joining the Silver and Black...Started in 15-of-16 appearances in 2018, finishing with a team-high 56 receptions for 652 receiving yards and seven TDs...Appeared in 15 games and made 10 starts as a rookie, notching 27 receptions for 316 yards and two TDs...Played in one postseason contest as a rookie, totaling two receptions for 20 yards...Career totals include 46 games played with 34 starts, totaling 110 receptions for 1,184 yards and nine TDs.

2019: Appeared in 15 games with nine starts between Buffalo and Oakland...Recorded 20 catches for 147 yards after joining the Silver and Black prior to the Week 7 matchup...Ended the season with 27 receptions for 216 yards...**(10/27) at Hou.:** Made his Raiders debut, recording two receptions for 27 yards...**(11/3) vs. Det.:** Started in the contest and totaled two receptions for 21 yards, adding one carry for three rush yards...**(11/7) vs. LAC:** Caught one pass for 10 yards in the primetime victory...**(11/17) vs. Cin.:** Recorded three receptions for 25 yards in the win...**(11/24) at NYJ:** Started in the contest, recording two receptions for five yards...**(12/1) at KC:** Recorded two receptions for 14 yards in the contest...**(12/8) vs. Ten.:** Started and recorded one reception for five yards...**(12/15) vs. Jac.:** Started and recorded one reception for five yards...**(12/22) at LAC:** Hauled in three passes for 14 yards...**(12/29) at Den.:** Recorded two receptions for 21 yards.

2018 (with Buf.): Appeared in 16 games for the first time in his career, making 15 starts...Logged a team-high 56 receptions for 652 yards and seven TDs...His seven TDs were tied for the second-most in the NFL by a second-year wide receiver in 2018...Logged five TDs in December, the second-most by a player in December in franchise history...His five TD receptions over the last five games were tied for the most in the NFL with WR Julio Jones...**(9/9) at Bal.:** Posted three receptions for 26 yards in his season debut...**(9/16) vs. LAC:** Tallied two receptions for 63 yards including a career-long 57-yard reception...**(10/14) at Hou.:** Logged his first TD of the year, totaling three receptions for 35 yards...**(11/11) at NYJ:** Posted a career-high eight receptions for 93 yards and one TD...**(12/2) at Mia.:** Recorded four receptions for 67 yards and notched his first-career multi-TD reception game, totaling two TD scores...**(12/23) at NE:** Scored another TD, logging five receptions for 67 yards...**(12/30) vs. Mia.:** Totaled six receptions and tied his career high in receiving yards (93) and TD receptions (two).

2017 (with Buf.): Appeared in 15 contests as a rookie, making 10 starts...Compiled 27 receptions for 316 yards (11.7 avg.) and two TDs...**(9/10) vs. NYJ:** Posted one reception for 21 yards in his NFL debut...**(11/2) at NYJ:** Tallied a season-high six receptions for 53 yards and scored his first career receiving TD...**(11/26) at KC:** Hauled in three passes for 33 yards and one TD...**Postseason: (1/7/18) at Jac.:** Posted two receptions for 20 yards in his postseason debut.

COLLEGE: Played four seasons at East Carolina and appeared in 50 games with 41 starts over his four years (2013-16) with the program...Owns FBS, American Athletic Conference and ECU career (399) and single-season (158) standards in receptions...Fred Biletnikoff Award, William V. Campbell Trophy and Senior CLASS Award Finalist in 2016...Stands 12th on the all-time NCAA (FBS) receiving yards list with 4,279 yards...Became 19th player in

AT A GLANCE

- Wide receiver enters his fourth season in the NFL, having appeared in 46 games with 34 starts and compiling 110 receptions for 1,184 yards and nine TDs over his career.
- In 2019, appeared in 15 games with nine starts between the Buffalo Bills and Oakland Raiders, recording 20 catches for 147 yards after joining the Silver and Black.
- Finished his second season in Buffalo with a team-high 56 receptions for 652 yards and seven TDs.
- Was named first team All-American in 2016 at East Carolina after he led all NCAA FBS receivers with 158 receptions and 1,746 yards.
- Set a NCAA FBS record with 399 receptions during his collegiate career (2013-16).



Z.JONES

FBS history with 4,000-plus receiving yards...As a senior in 2016, led all NCAA FBS receivers in receptions (158), receptions per game (13.2 avg.), receiving yards (1,746) and receiving yards per game (145.5 avg.)...Started 12 games, served as team captain and played all four receiver positions during course of campaign...Earned First-Team All-America Athletic Conference honors... Set ECU and AAC single-season records for receptions and receiving yards, surpassing former ECU receiver Justin Hardy's marks of 121 and 1,494 (2014)...In 2015, became the eighth Pirate in program history to eclipse the single-season 1,000 receiving yards milestone...Totaled 98 receptions for 1,099 yards...In 2014, ranked second on the team with 81 receptions and third with 830 receiving yards...Earned selection to the Conference USA All-Freshman Team in 2013...A true rookie who played in all 13 games (eight starts) and finished as the second-leading receiver with 62 catches for 604 yards (9.7 avg.) and five TDs...Graduated with a degree in communications.

PERSONAL: Attended Stephen F. Austin (Texas) High School...A two-year varsity starter...Hauled in 36 passes for 439 yards and six TDs as a senior...Rated as a three-star recruit according to Scout.com and ESPN.com...A first-team All-District (15-5A) selection at wide receiver and kick returner in 2012.

SINGLE-GAME HIGHS: RECEIVING: Receptions – 8, 11/11/18 at NYJ. Yards – 93, two times; last: 12/30/18 vs. Mia. Long – 57, 9/16/18 vs. LAC. Touchdowns – 2, two times; last: 12/30/18 vs. Mia. RUSHING: Attempts – 1, two times; last: 11/3/19 vs. Det. Yards – 3, 11/3/19 vs. Det.

ZAY JONES' CAREER STATISTICS

Year	Team	RECEIVING								RUSHING					TOTAL OFFENSE
		GP	GS	Rec.	Yds.	Avg.	Lg.	TD	Att.	Yds.	Avg.	Lg.	TD		
2017	Buffalo	15	10	27	316	11.7	33	2	0	0	-	-	0	316	
2018	Buffalo	16	15	56	652	11.6	57	7	1	0	0.0	0	0	652	
2019	Buf./Oak.	15	9	27	219	8.0	23	0	1	3	3.0	3	0	198	
Totals		46	34	110	1,187	10.8	57	9	2	3	1.5	3	0	1,166	
POSTSEASON															
2017	Buffalo	1	0	2	20	10.0	15	0	0	0	-	-	0	20	
Totals		1	0	2	20	10.0	15	0	0	0	-	-	0	20	

ZAY JONES GAME-BY-GAME

2019, BUFFALO/OAKLAND

Date	Opp.	W/L	GP/GS	RECEIVING					RUSHING					TOTAL OFFENSE
				Rec.	Yds.	Avg.	Lg.	TD	Att.	Yds.	Avg.	Lg.	TD	
9/8	at NYJ*	W	1/0	2	18	9.0	20	0	0	0	-	-	0	18
9/15	at NYG*	W	1/1	1	14	14.0	14	0	0	0	-	-	0	14
9/22	Cin.*	W	1/0	2	33	16.5	23	0	0	0	-	-	0	33
9/29	NE*	L	1/1	2	4	2.0	3	0	0	0	-	-	0	4
10/6	at Ten.*	W	1/0	0	0	-	-	0	0	0	-	-	0	0
10/20	at GB	L		(INACTIVE)										
10/27	at Hou.	L	1/0	2	27	13.5	15	0	0	0	-	-	0	27
11/3	Det.	W	1/1	3	21	7.0	9	0	1	3	3.0	3	0	24
11/7	LAC	W	1/0	1	10	10.0	10	0	0	0	-	-	0	10
11/17	Cin.	W	1/0	3	25	8.3	13	0	0	0	-	-	0	25
11/24	at NYJ	L	1/1	2	5	2.5	6	0	0	0	-	-	0	5
12/1	at KC	L	1/1	2	14	7.0	8	0	0	0	-	-	0	14
12/8	Ten.	L	1/1	1	5	5.0	5	0	0	0	-	-	0	5
12/15	Jac.	L	1/1	1	5	5.0	5	0	0	0	-	-	0	5
12/22	at LAC	W	1/1	3	14	4.7	7	0	0	0	-	-	0	14
12/29	at Den.	L	1/1	2	21	10.5	16	0	0	0	-	-	0	21
Totals			15/9	27	219	8.0	23	0	1	3	3.0	3	0	219

*w/Buf.

ZAY JONES GAME-BY-GAME

2018, BUFFALO (6-10)

Date	Opp.	W/L	GP/GS	RECEIVING							RUSHING					TOTAL OFFENSE
				Rec.	Yds.	Avg.	Lg.	TD	Att.	Yds.	Avg.	Lg.	TD			
9/9	at Bal.	L	1/1	3	26	8.7	14	0	0	0	-	-	0	26		
9/16	LAC	L	1/1	2	63	31.5	57	0	0	0	-	-	0	63		
9/23	at Min.	W	1/1	1	17	17.0	17	0	0	0	-	-	0	17		
9/30	at GB	L	1/1	4	38	9.5	15	0	0	0	-	-	0	38		
10/7	Ten.	W	1/1	3	20	6.7	12	0	0	0	-	-	0	20		
10/14	at Hou.	L	1/1	3	35	11.7	16t	1	0	0	-	-	0	35		
10/21	at Ind.	L	1/1	3	27	9.0	15	0	0	0	-	-	0	27		
10/29	NE	L	1/1	6	55	9.2	14	0	0	0	-	-	0	55		
11/4	Chi.	L	1/1	4	18	4.5	7	0	1	0	0.0	0	0	18		
11/11	at NYJ	W	1/0	8	93	11.6	33	1	0	0	-	-	0	93		
11/25	Jac.	W	1/1	0	0	-	-	0	0	0	-	-	0	0		
12/2	at Mia.	L	1/1	4	67	16.8	25t	2	0	0	-	-	0	67		
12/9	NYJ	L	1/1	3	22	7.3	12	0	0	0	-	-	0	22		
12/16	Det.	W	1/1	1	11	11.0	11	0	0	0	-	-	0	11		
12/23	at NE	L	1/1	5	67	13.4	31t	1	0	0	-	-	0	67		
12/30	Mia.	W	1/1	6	93	15.5	26t	2	0	0	-	-	0	93		
Totals			16/15	56	652	11.6	57	7	1	0	0.0	0	0	652		

2017, BUFFALO (9-7)

Date	Opp.	W/L	GP/GS	RECEIVING							RUSHING					TOTAL OFFENSE
				Rec.	Yds.	Avg.	Lg.	TD	Att.	Yds.	Avg.	Lg.	TD			
9/10	NYJ	W	1/1	1	21	21.0	21	0	0	0	-	-	0	21		
9/17	at Car.	L	1/1	2	18	9.0	12	0	0	0	-	-	0	18		
9/24	Den.	W	1/1	0	0	-	-	0	0	0	-	-	0	0		
10/1	at Atl.	W	1/0	1	18	18.0	18	0	0	0	-	-	0	18		
10/8	at Cin.	L	1/1	1	9	9.0	9	0	0	0	-	-	0	9		
10/22	TB	W	1/1	2	17	8.5	9	0	0	0	-	-	0	17		
10/29	Oak.	W	1/1	3	32	10.7	22	0	0	0	-	-	0	32		
11/2	at NYJ	L	1/1	6	53	8.8	12	1	0	0	-	-	0	53		
11/12	NO	L		(INACTIVE)												
11/19	at LAC	L	1/1	4	68	17.0	33	0	0	0	-	-	0	68		
11/26	at KC	W	1/1	3	33	11.0	17	1	0	0	-	-	0	33		
12/3	NE	L	1/1	2	22	11.0	13	0	0	0	-	-	0	22		
12/10	Ind.	W	1/0	0	0	-	-	0	0	0	-	-	0	0		
12/17	Mia.	W	1/0	0	0	-	-	0	0	0	-	-	0	0		
12/24	at NE	L	1/0	0	0	-	-	0	0	0	-	-	0	0		
12/31	at Mia.	W	1/0	2	25	12.5	18	0	0	0	-	-	0	25		
Totals			15/10	27	316	11.7	33	2	0	0	-	-	0	316		
POSTSEASON																
1/7/18	at Jac.	L	1/0	2	20	10.0	15	0	0	0	-	-	0	20		

29 LAMARCUS JOYNER

Position: **Safety**
HT/WT: **5-8/185**
Acquired: **UFA-'19 (LAR)**
Hometown: **Miami, Fla.**
College: **Florida State**

Born: **11/27/90**
NFL Season: **7**
Raiders Season: **2**



TRANSACTIONS: Selected by St. Louis Rams in the second round (41st overall) of the 2014 NFL Draft, May 9, 2014...Signed by the Oakland Raiders as an unrestricted free agent, March 14, 2019.

CAREER: Versatile safety that also excels at nickel cornerback...Enters seventh year in the NFL after spending the first five years of his career with the Los Angeles Rams...In his first season with the Raiders in 2019, started in 10-of-14 appearances and logged 49 stops (41 solo) and three passes defended...In 2018, started all 15 regular season appearances and made three postseason starts, including one in Super Bowl LIII...Recorded 78 tackles (58), one sack, one INT, three passes defended and one fumble recovery...Started all 12 appearances in 2017 and totaled 61 tackles (32), a career-high three INTs, seven passes defended and one forced fumble...Played in 14 games and made eight starts at cornerback in 2016, finishing with 70 tackles (56) and one sack, adding a career-high eight passes defended while tallying his first career forced fumble...Appeared in all 16 contests in 2015 and made five starts, amassing a career-best 81 tackles (70) and two sacks...Saw action in 10 games as a rookie in 2014, posting 48 stops (33), one sack and three passes defended...Career totals include 81 games played with 52 starts, totaling 387 tackles (290), five sacks, four INTs, 30 passes defended, two forced fumbles and two fumble recoveries.

AT A GLANCE

- Seventh-year veteran safety enters his second year with the Raiders after spending his first five seasons with the Los Angeles Rams.
- Career totals include 81 games played with 52 starts, 387 tackles (290 solo), five sacks, four INTs, including one returned for a TD, 30 passes defended, two forced fumbles and two fumble recoveries.
- In 2019, appeared in 14 contests and made 10 starts for the Silver and Black, recording 49 tackles (41) and three passes defended.
- Started in all 15 appearances in 2018, recording 78 tackles (58), one sack, one INT, three passes defended and one fumble recovery, helping the Rams reach Super Bowl LIII.
- Registered a career-high 81 tackles (70) during the 2015 campaign after playing in all 16 games and making six starts.
- Started 40-of-55 games at Florida State, recording 197 tackles (128) with 6.5 sacks, eight INTs, 15 passes defended and three forced fumbles.

2019: Appeared in 14 games and made 10 starts in his first season with the Silver and Black...Compiled 49 tackles (41 solo) and three passes defended...(9/9) vs. Den.: Started in the season opener and tied for second on the team with six tackles (five)...(9/15) vs. KC: Recorded six tackles...(9/22) at Min.: Notched one tackle...(9/29) at Ind.: Finished second on the team with seven tackles, including two for loss, adding one pass defended...(10/6) vs. Chi.: Started on defense and registered three tackles...(10/20) at GB: Notched two tackles...(10/27) at Hou.: Talled five tackles and one pass defended...(11/3) vs. Det.: Recorded three tackles (two)...(11/7) vs. LAC: Started on defense and tied a season high with seven tackles (three)...(11/17) vs. Cin.: Inactive due to a hamstring injury...(11/24) at NYJ: Inactive due to a hamstring injury...(12/1) at KC: Notched one tackle in his return to the starting lineup...(12/8) vs. Ten.: Recorded three tackles as a rotational player on defense...(12/15) vs. Jac.: Started on defense and notched one tackle...(12/22) at LAC: Registered two tackles...(12/29) at Den.: Talled three tackles (two) and one pass defended.

2018 (with LAR): Started in all 15 appearances during the regular season, totaling 78 tackles (58 solo), one sack, one INT, three passes defended and one fumble recovery...Started in all three postseason appearances, recording 15 stops (10)...(9/10) at Oak.: Notched six tackles in the season debut, making the start at safety...(9/16) vs. Ari.: Helped the defense hold the Cardinals to just five first downs in the contest...(9/23) vs. LAC: Totaled four tackles (two) and added one fumble recovery...(9/27) vs. Min.: Totaled six tackles (five)...(10/7) at Sea.: Appeared on all 60 defensive snaps and recorded five tackles (one)...(10/14) at Den.: Tied for the team lead in tackles, registering seven stops (five)...Added one sack...(10/21) at SF: Recorded two tackles...(10/28) vs. GB: Totaled four tackles (three)...(11/4) at NO: Talled eight tackles (six) and one pass defended...(11/11) vs. Sea.: Logged seven tackles (four) after appearing on all 68 defensive snaps...(11/19) vs. KC: Recorded seven stops (five), adding one INT and two passes defended...Played in all 72 defensive snaps...(12/2) at Det.: Talled six stops (five) in 72 defensive snaps...(12/9) at Chi.: Led the team with seven tackles...(12/16) vs. Phi.: Totaled six tackles (five) including one for loss...(12/23) at Ari.: Recorded three tackles including one for loss...**Postseason:** (1/12/19) vs. Dal.: Started and recorded six tackles (four) in the Divisional Round victory...(1/20/19) at NO: Started and played in all 67 defensive snaps in the NFC Championship game, recording three tackles (two)...**Super Bowl LIII (2/3/19) vs. NE:** Started in the Super Bowl and tallied six tackles (four) while appearing in 71-of-72 snaps.



2017 (with LAR): Started 12 regular season games and one postseason contest...Finished the regular season with 61 tackles (32 solo), a career-high three INTs, seven passes defended and one forced fumble...**(9/10) vs. Ind.:** Tallied five tackles and his first career INT that he returned 29 yards for a TD...**(9/17) vs. Was.:** Totaled nine tackles (eight) on the day...**(9/21) at SF:** Posted four tackles (one)...**(10/22) vs. Ari.:** In his return to action, totaled three tackles (two) and tallied his second career INT and returned it for 29 yards...**(11/5) at NYG:** Posted six stops (two)...**(11/12) vs. Hou.:** Totaled three tackles (one) and one pass defended...**(11/19) at Min.:** Notched six tackles (four) and one pass defended...**(11/26) vs. NO:** Recorded one stop and one pass defended...**(12/3) at Ari.:** Tallied seven tackles (five) and a season-best three passes defended...Recorded his third INT of the season, returning it 46 yards...**(12/10) vs. Phi.:** Posted six tackles (two)...**(12/17) at Sea.:** Totaled five tackles (two) and a forced fumble...**(12/24) at Ten.:** Recorded six tackles in his final regular season contest...**Postseason: (1/6/18) vs. Atl.:** Started in his first career postseason appearance and led the team with 11 tackles (10) in the Wild Card round.

2016 (with LAR): Appeared in 14 games and made eight starts at cornerback...Finished with 70 tackles (56 solo) and one sack...Posted a career-high eight passes defended and also tallied his first career forced fumble...**(9/12) at SF:** Started in the regular season opener and posted six tackles (five)...**(9/18) vs. Sea.:** Recorded six tackles (five) and two passes defended rotating in on defense...**(9/25) at TB:** Notched nine stops (seven) and added one pass defended...**(10/2) at Ari.:** Recorded six tackles and one pass defended in his return to the starting lineup...**(10/9) vs. Buf.:** Posted three stops...**(10/16) at Det.:** Tied his career high with 10 solo tackles and added one pass defended...**(10/23) vs. NYG:** Posted three tackles (two), two passes defended and one forced fumble...**(11/6) vs. Car.:** Totaled two tackles...**(11/13) at NYJ:** Notched four tackles (two) as a rotational player on defense...**(11/20) vs. Mia.:** Recorded four tackles and his first sack of the season, good for a loss of seven yards...Also tallied one pass defended...**(11/27) at NO:** Collected two stops (one)...**(12/4) at NE:** Logged nine stops (six) and one QB hit...**(12/11) vs. Atl.:** Tallied three tackles...**(12/15) at Sea.:** Totaled three stops as a starter on Thursday Night Football.

2015 (with StL): Appeared in all 16 contests and made six starts...Amassed 81 tackles (70 solo), two sacks, six passes defended and one fumble recovery...**(9/13) vs. Sea.:** Opened the season with his second career sack, adding six tackles (five)...**(9/20) at Was.:** Posted four tackles as a rotational player on defense...**(9/27) vs. Pit.:** Made his first start of the season and recorded six stops...**(10/4) at Ari.:** Recorded his third career sack while racking up six tackles (five)...**(10/11) at GB:** Registered a season-high eight solo stops and added one fumble recovery...**(10/25) vs. Cle.:** Recorded seven tackles (six) and two passes defended...**(11/1) vs. SF:** Tallied five tackles (four)...**(11/8) at Min.:** Posted three stops (one)...**(11/15) vs. Chi.:** Collected five tackles (four)...**(11/22) at Bal.:** Posted five solo stops...**(11/29) at Cin.:** Saw action on defense...**(12/6) vs. Ari.:** Tied a season-high with eight stops and also tied a season high with two passes defended...**(12/13) vs. Det.:** Recorded three tackles (two) and one pass defended...**(12/17) vs. TB:** Posted four stops (three)...**(12/27) at Sea.:** Recorded three tackles (two) and one pass defended...**(1/3/16) at SF:** Totaled eight tackles (seven) in the regular season finale.

2014 (with StL): Saw action in 10 games and made one start in his rookie season, compiling 48 tackles (33 solo), three passes defended and one sack...**(9/7) vs. Min.:** Made his NFL debut and recorded two tackles while adding one stop on special teams...**(9/21) vs. Dal.:** Recorded four stops (two)...**(10/5) vs. Phi.:** Tallied eight stops (five) and logged his first two career passes defended...**(10/10) vs. Sea.:** Recorded nine tackles (six)...**(10/26) at KC:** Totaled a season-high 11 stops (10)...**(11/2) at SF:** Recorded seven tackles (three) and one pass defended...**(12/21) vs. NYG:** Notched one tackle in his return to action...**(12/28) at Sea.:** Made his first career start and collected four tackles (three).

COLLEGE: Started 40-of-55 games at Florida State, recording 197 tackles (128 solo) with 6.5 sacks, eight INTs, 15 passes defended and three forced fumbles...Ranks second in school history with an average of 24.23 yards on 52 kickoff returns for 1,260 yards...His average of 30.54 yards per kickoff return in 2011 broke the previous FSU single-season record of 30.09 yards with WR Michael Ray Garvin (22 for 622; 2008)...An unanimous All-American and a finalist for the Bronko Nagurski Award and Jim Thorpe Award in 2013...Finished second in the voting for the Ultimate Herbie Award, given by ESPN's Kirk Herbstreit for college football's top performances...The first Seminole defensive back to be named a consensus first-team All-American since 2000 and is just the seventh defensive back in FSU history to garner consensus first team All-American honors joining players like DB Deion Sanders, S LeRoy Butler and CB Terrell Buckley...All-Atlantic Coast Conference first-team selection after starting 13 games at cornerback in 2013...Ranked second on the team with a career-high 69 tackles, as he led the league's defensive backs with 5.5 sacks and seven stops for loss...Finished fourth in the league with three forced fumbles and added two INTs and four passes defended...Started all 14 games at strong safety in 2012, helping Florida State's defense lead the nation in yards allowed per play (3.86) and ranked second nationally in total defense (254.14 yards per game)...Garnered All-ACC second-team honors in 2011, after starting 13 games at free safety...Named the most improved player on defense and winner of the Bob Crenshaw Award at the team's annual banquet...Was recognized for his work in the classroom with one of eight sophomore academic awards and at the annual team banquet...Played in all 14 games at cornerback as a true freshman...Finished with 23 tackles (18), one INT and two passes defended...Majored in business.

PERSONAL: Attended Southwest Miami (Fla.) High School, where he played three seasons on varsity at linebacker and defensive back as well as wide receiver and kick returner...Transferred to St. Thomas Aquinas High School in Fort Lauderdale, Fla., during his senior season...Contributed as a shut-down cornerback, recording 14 tackles (12 solo)...Also excelled on special teams, as he averaged 39.6 yards per return and returned three kickoffs for scores...On offense, he recorded 1,090 all-purpose yards on 79 touches, scoring four rushing and four receiving TDs...Earned the National Defensive Player of the Year award by USA Today, becoming the fourth USA Today National Defensive Player of the Year to sign with Florida State, joining LB Derrick Brooks, DE David Warren and CB Antonio Cromartie...Was a five-star recruit by Rivals.com, and ranked as the best cornerback prospect in his class...In his junior year, recorded 112 tackles, four sacks and an INT...Added five TDs on special teams (four on kickoffs and one punt return)...Offensively, he had 17 receptions for 482 yards and seven TDs...As a sophomore, tallied over 100 tackles and accounted for more than 1,000 yards on offense.

ADDITIONAL STATISTICS: Touchdowns: 1, 9/10/17 vs. Ind., 29-yard INT return. Special teams tackles – 3 in 2014.

SINGLE-GAME HIGHS: TACKLES: Total – 11, 10/26/14 at KC. Solo – 10, two times; last: 10/16/16 at Det. Sacks – 1, five times; last: 10/14/18 at Den. Forced fumbles – 1, two times; last: 12/17/17 at Sea. Fumbles Recovered – 1, two times; last: 9/23/18 vs. LAC. Interceptions – 1, four times; last: 11/19/18 vs. KC. Passes defended – 3, 12/3/17 at Ari.

LAMARCUS JOYNER'S CAREER STATISTICS

Year	Team	GP	GS	TACKLES					INTERCEPTIONS					FUMBLES		
				Total	Solo	Asst.	Sacks	Yds.	No.	Yds.	Lg.	TD	PD	FF	FR	Yds.
2014	St. Louis	10	1	48	33	15	1.0	6.0	0	0	-	0	3	0	0	0
2015	St. Louis	16	6	81	70	11	2.0	11.0	0	0	-	0	6	0	1	0
2016	LA Rams	14	8	70	56	14	1.0	7.0	0	0	-	0	8	1	0	0
2017	LA Rams	12	12	61	32	29	0.0	0.0	3	104	46	1	7	1	0	0
2018	LA Rams	15	15	78	58	20	1.0	11.0	1	5	5	0	3	0	1	0
2019	Oakland	14	10	49	41	8	0.0	0.0	0	0	-	0	3	0	0	0
Totals		81	52	387	290	97	5.0	35.0	4	109	46	1	30	2	2	0
POSTSEASON																
2017	LA Rams	1	1	11	10	1	0.0	0.0	0	0	-	0	0	0	0	0
2018	LA Rams	3	3	15	10	5	0.0	0.0	0	0	-	0	0	0	0	0
Totals		4	4	26	20	6	0.0	0.0	0	0	-	0	0	0	0	0

LAMARCUS JOYNER GAME-BY-GAME

2019, OAKLAND (7-9)

Date	Opp.	W/L	GP/GS	TACKLES					INTERCEPTIONS					FUMBLES		
				Total	Solo	Asst.	Sacks	Yds.	No.	Yds.	Lg.	TD	PD	FF	FR	Yds.
9/9	Den.	W	1/0	6	5	1	0.0	0.0	0	0	-	0	0	0	0	0
9/15	KC	L	1/1	6	6	0	0.0	0.0	0	0	-	0	0	0	0	0
9/22	at Min.	L	1/0	1	1	0	0.0	0.0	0	0	-	0	0	0	0	0
9/29	at Ind.	W	1/1	7	7	0	0.0	0.0	0	0	-	0	1	0	0	0
10/6	Chi.	W	1/1	3	3	0	0.0	0.0	0	0	-	0	0	0	0	0
10/20	at GB	L	1/1	2	1	1	0.0	0.0	0	0	-	0	0	0	0	0
10/27	at Hou.	L	1/1	5	5	0	0.0	0.0	0	0	-	0	1	0	0	0
11/3	Det.	W	1/1	2	1	1	0.0	0.0	0	0	-	0	0	0	0	0
11/7	LAC	W	1/1	7	3	4	0.0	0.0	0	0	-	0	0	0	0	0
11/17	Cin.	W		(INACTIVE - HAMSTRING)												
11/24	at NYJ	L		(INACTIVE - HAMSTRING)												
12/1	at KC	L	1/1	1	1	0	0.0	0.0	0	0	-	0	0	0	0	0
12/8	Ten.	L	1/0	3	3	0	0.0	0.0	0	0	-	0	0	0	0	0
12/15	Jac.	L	1/1	1	1	0	0.0	0.0	0	0	-	0	0	0	0	0
12/22	at LAC	W	1/1	2	2	0	0.0	0.0	0	0	-	0	0	0	0	0
12/30	at Den.	L	1/0	3	2	1	0.0	0.0	0	0	-	0	1	0	0	0
Totals			14/10	49	41	8	0.0	0.0	0	0	-	0	3	0	0	0

2018, LOS ANGELES RAMS (13-3)

Date	Opp.	W/L	GP/GS	TACKLES					INTERCEPTIONS					FUMBLES		
				Total	Solo	Asst.	Sacks	Yds.	No.	Yds.	Lg.	TD	PD	FF	FR	Yds.
9/10	at Oak.	W	1/1	6	5	1	0.0	0.0	0	0	-	0	0	0	0	0
9/16	Ari.	W	1/1	0	0	0	0.0	0.0	0	0	-	0	0	0	0	0
9/23	LAC	W	1/1	4	2	2	0.0	0.0	0	0	-	0	0	0	1	0
9/27	Min.	W	1/1	6	5	1	0.0	0.0	0	0	-	0	0	0	0	0
10/7	at Sea.	W	1/1	5	1	4	0.0	0.0	0	0	-	0	0	0	0	0
10/14	at Den.	W	1/1	7	5	2	1.0	11.0	0	0	-	0	0	0	0	0
10/21	at SF	W	1/1	2	2	0	0.0	0.0	0	0	-	0	0	0	0	0
10/28	GB	W	1/1	4	3	1	0.0	0.0	0	0	-	0	0	0	0	0
11/4	at NO	L	1/1	8	6	2	0.0	0.0	0	0	-	0	1	0	0	0
11/11	Sea.	W	1/1	7	4	3	0.0	0.0	0	0	-	0	0	0	0	0
11/19	KC	W	1/1	7	5	2	0.0	0.0	1	5	5	0	2	0	0	0
12/2	at Det.	W	1/1	6	5	1	0.0	0.0	0	0	-	0	0	0	0	0
12/9	at Chi.	L	1/1	7	7	0	0.0	0.0	0	0	-	0	0	0	0	0
12/16	Phi.	L	1/1	6	5	1	0.0	0.0	0	0	-	0	0	0	0	0
12/30	at Ari.	W	1/1	3	3	0	0.0	0.0	0	0	-	0	0	0	0	0
12/30	SF	W		(INACTIVE)												
Totals			15/15	78	58	20	1.0	11.0	1	5	5	0	3	0	1	0
POSTSEASON																
1/12/19	Dal.	W	1/1	6	4	2	0.0	0.0	0	0	-	0	0	0	0	0
1/20/19	at NO	W	1/1	3	2	1	0.0	0.0	0	0	-	0	0	0	0	0
2/3/19	NE	L	1/1	6	4	2	0.0	0.0	0	0	-	0	0	0	0	0
Totals			3/3	15	10	5	0.0	0.0	0	0	-	0	0	0	0	0

LAMARCUS JOYNER GAME-BY-GAME

2017, LOS ANGELES RAMS (11-5)

Date	Opp.	W/L	GP/GS	TACKLES					INTERCEPTIONS					FUMBLES		
				Total	Solo	Asst.	Sacks	Yds.	No.	Yds.	Lg.	TD	PD	FF	FR	Yds.
9/10	Ind.	W	1/1	5	4	1	0.0	0.0	1	29	29t	1	1	0	0	0
9/17	Was.	L	1/1	9	8	1	0.0	0.0	0	0	-	0	0	0	0	0
9/21	at SF	W	1/1	4	1	3	0.0	0.0	0	0	-	0	0	0	0	0
10/1	at Dal.	W		(INACTIVE - HAMSTRING)												
10/8	Sea.	L		(INACTIVE - HAMSTRING)												
10/15	at Jac.	W		(INACTIVE - HAMSTRING)												
10/22	Ari.	W	1/1	3	2	1	0.0	0.0	1	29	29	0	0	0	0	0
11/5	at NYG	W	1/1	6	2	4	0.0	0.0	0	0	-	0	0	0	0	0
11/12	Hou.	W	1/1	3	1	2	0.0	0.0	0	0	-	0	1	0	0	0
11/19	at Min.	L	1/1	6	4	2	0.0	0.0	0	0	-	0	1	0	0	0
11/26	NO	W	1/1	1	1	0	0.0	0.0	0	0	-	0	1	0	0	0
12/3	at Ari.	W	1/1	7	5	2	0.0	0.0	1	46	46	0	3	0	0	0
12/10	Phi.	L	1/1	6	2	4	0.0	0.0	0	0	-	0	0	0	0	0
12/17	at Sea.	W	1/1	5	2	3	0.0	0.0	0	0	-	0	0	1	0	0
12/24	at Ten.	W	1/1	6	0	6	0.0	0.0	0	0	-	0	0	0	0	0
12/31	SF	L		(INACTIVE)												
Totals			12/12	61	32	29	0.0	0.0	3	104	46	1	7	1	0	0
POSTSEASON																
1/6/18	Atl.	L	1/1	11	10	1	0.0	0.0	0	0	-	0	0	0	0	0

2016, LOS ANGELES RAMS (4-12)

Date	Opp.	W/L	GP/GS	TACKLES					INTERCEPTIONS					FUMBLES		
				Total	Solo	Asst.	Sacks	Yds.	No.	Yds.	Lg.	TD	PD	FF	FR	Yds.
9/12	at SF	L	1/1	6	5	1	0.0	0.0	0	0	-	0	0	0	0	0
9/18	Sea.	W	1/0	6	5	1	0.0	0.0	0	0	-	0	2	0	0	0
9/25	at TB	W	1/0	9	7	2	0.0	0.0	0	0	-	0	1	0	0	0
10/2	at Ari.	W	1/1	6	6	0	0.0	0.0	0	0	-	0	1	0	0	0
10/9	Buf.	L	1/0	3	3	0	0.0	0.0	0	0	-	0	0	0	0	0
10/16	at Det.	L	1/1	10	10	0	0.0	0.0	0	0	-	0	1	0	0	0
10/23	NYG	L	1/1	3	2	1	0.0	0.0	0	0	-	0	2	1	0	0
11/6	Car.	L	1/1	2	2	0	0.0	0.0	0	0	-	0	0	0	0	0
11/13	at NYJ	W	1/0	4	2	2	0.0	0.0	0	0	-	0	0	0	0	0
11/20	Mia.	L	1/1	4	4	0	1.0	7.0	0	0	-	0	1	0	0	0
11/27	at NO	L	1/1	2	1	1	0.0	0.0	0	0	-	0	0	0	0	0
12/4	at NE	L	1/1	9	6	3	0.0	0.0	0	0	-	0	0	0	0	0
12/11	Atl.	L	1/0	3	3	0	0.0	0.0	0	0	-	0	0	0	0	0
12/15	at Sea.	L	1/1	3	0	3	0.0	0.0	0	0	-	0	0	0	0	0
12/24	SF	L		(INACTIVE)												
1/1/17	Ari.	L		(INACTIVE)												
Totals			14/8	70	56	14	1.0	7.0	0	0	-	0	8	1	0	0

LAMARCUS JOYNER GAME-BY-GAME

2015, ST. LOUIS RAMS (7-9)

Date	Opp.	W/L	GP/GS	TACKLES					INTERCEPTIONS					FUMBLES				
				Total	Solo	Asst.	Sacks	Yds.	No.	Yds.	Lg.	TD	PD	FF	FR	Yds.		
9/13	Sea.	W	1/0	6	5	1	1.0	10.0	0	0	-	0	0	0	0	0	0	0
9/20	at Was.	L	1/0	4	4	0	0.0	0.0	0	0	-	0	0	0	0	0	0	0
9/27	Pit.	L	1/1	6	6	0	0.0	0.0	0	0	-	0	0	0	0	0	0	0
10/4	at Ari.	W	1/0	6	5	1	1.0	1.0	0	0	-	0	0	0	0	0	0	0
10/11	at GB	L	1/1	8	8	0	0.0	0.0	0	0	-	0	0	0	0	1	0	0
10/25	Cle.	W	1/1	7	6	1	0.0	0.0	0	0	-	0	2	0	0	0	0	0
11/1	SF	W	1/0	5	4	1	0.0	0.0	0	0	-	0	0	0	0	0	0	0
11/8	at Min.	L	1/0	3	1	2	0.0	0.0	0	0	-	0	0	0	0	0	0	0
11/15	Chi.	L	1/0	5	4	1	0.0	0.0	0	0	-	0	0	0	0	0	0	0
11/22	at Bal.	L	1/0	5	5	0	0.0	0.0	0	0	-	0	0	0	0	0	0	0
11/29	at Cin.	L	1/0	0	0	0	0.0	0.0	0	0	-	0	0	0	0	0	0	0
12/6	Ari.	L	1/1	8	8	0	0.0	0.0	0	0	-	0	2	0	0	0	0	0
12/13	Det.	W	1/0	3	2	1	0.0	0.0	0	0	-	0	1	0	0	0	0	0
12/17	TB	W	1/1	4	3	1	0.0	0.0	0	0	-	0	0	0	0	0	0	0
12/27	at Sea.	W	1/1	3	2	1	0.0	0.0	0	0	-	0	1	0	0	0	0	0
1/3/16	at SF	L	1/0	8	7	1	0.0	0.0	0	0	-	0	0	0	0	0	0	0
Totals			16/6	81	70	11	2.0	11.0	0	0	-	0	6	0	1	0	0	0

2014, ST. LOUIS RAMS (6-10)

Date	Opp.	W/L	GP/GS	TACKLES					INTERCEPTIONS					FUMBLES				
				Total	Solo	Asst.	Sacks	Yds.	No.	Yds.	Lg.	TD	PD	FF	FR	Yds.		
9/7	Min.	L	1/0	2	2	0	0.0	0.0	0	0	-	0	0	0	0	0	0	0
9/14	at TB	W		(INACTIVE)														
9/21	Dal.	L	1/0	4	2	2	0.0	0.0	0	0	-	0	0	0	0	0	0	0
10/5	Phi.	L	1/0	8	5	3	0.0	0.0	0	0	-	0	2	0	0	0	0	0
10/13	SF	L	1/0	2	1	1	0.0	0.0	0	0	-	0	0	0	0	0	0	0
10/19	Sea.	W	1/0	9	6	3	0.0	0.0	0	0	-	0	0	0	0	0	0	0
10/26	at KC	L	1/0	11	10	1	0.0	0.0	0	0	-	0	0	0	0	0	0	0
11/2	at SF	W	1/0	7	3	4	0.0	0.0	0	0	-	0	1	0	0	0	0	0
11/9	at Ari.	L	1/0	0	0	0	0.0	0.0	0	0	-	0	0	0	0	0	0	0
11/16	Den.	W		(INACTIVE)														
11/23	at SD	L		(INACTIVE)														
11/30	Oak.	W		(INACTIVE)														
12/7	at Was.	W		(INACTIVE)														
12/11	Ari.	L		(INACTIVE)														
12/21	NYG	L	1/0	1	1	0	0.0	0.0	0	0	-	0	0	0	0	0	0	0
12/28	at Sea.	L	1/1	4	3	1	1.0	6.0	0	0	-	0	0	0	0	0	0	0
Totals			10/1	48	33	15	1.0	6.0	0	0	-	0	3	0	0	0	0	0

99

ARDEN KEY

Position: **Defensive End**
 HT/WT: **6-5/240**
 Acquired: **D3b-'18**
 Hometown: **Decatur, Ga.**
 College: **LSU**

Born: **05/03/96**
 NFL Season: **3**
 Raiders Season: **3**



TRANSACTIONS: Selected by Oakland Raiders in the third round (87th overall) of the 2018 NFL Draft, April 27, 2018.

CAREER: Veteran defensive end enters his third season with the Silver and Black after originally being drafted by the club in 2018...In 2019, appeared in seven contests and posted a career-high two sacks before being placed on the Reserve/Injured List for the remainder of the season due to a foot injury...As a rookie in 2018, appeared in all 16 contests and made 10 starts, compiling 30 tackles (21 solo) and one sack...Career totals include 23 games played with 20 starts, 34 tackles (24) and three sacks.

2019: Appeared in seven games and recorded a career-high two sacks before being placed on the Reserve/Injured List with a foot injury on Nov. 7...**(9/9) vs. Den.:** Recorded one tackle in the season opener...**(9/15) vs. KC:** Saw action as a rotational player on defense...**(9/22) at Min.:** Appeared in a reserve role on defense...**(9/29) at Ind.:** Saw action as a rotational player on the defensive line...**(10/6) vs. Chi.:** Appeared on both defense and special teams...**(10/27) at Hou.:** Totaled two tackles and one sack...**(11/3) vs. Det.:** Registered a sack by taking down QB Matthew Stafford for a loss of 13 yards in his final game of the campaign due to injury.

2018: Rookie defensive end who appeared in all 16 games, making 10 starts...Ended his first NFL campaign making 30 tackles (21 solo), one sack and one blocked PAT on special teams...**(9/10) vs. LAR:** Totaled three tackles (one) on defense in his NFL debut...**(9/16) at Den.:** Recorded two tackles as a rotational player on the defensive line...**(9/23) at Mia.:** Registered two tackles...**(9/30) vs. Cle.:** Saw extensive action on defense and recorded one tackle for loss...**(10/7) at LAC:** Registered one tackle...Also appeared on special teams...**(10/14) vs. Sea.:** Made his first career start and registered his first career sack when he took down QB Russell Wilson for an 8-yard loss...Recorded a career-high four tackles...**(10/28) vs. Ind.:** Registered two tackles...**(11/1) at SF:** Saw action as a rotational player on defense...Appeared on special teams...**(11/11) vs. LAC:** Tied a career high with four tackles in his return to the starting lineup...**(11/18) at Ari.:** Made his second consecutive start on defense...**(11/25) at Bal.:**

Recorded three tackles while also contributing on special teams...**(12/2) vs. KC:** Collected the team's first blocked kick of the season on K Harrison Butker's PAT attempt in the second quarter...**(12/9) vs. Pit.:** Notched two tackles in his fifth consecutive start on defense...**(12/16) at Cin.:** Recorded three tackles while also contributing on special teams...**(12/24) vs. Den.:** Ended the day with two tackles, including one for loss...**(12/30) at KC:** Recorded one stop...Appeared on special teams.

COLLEGE: Played three seasons at LSU (2015-17), appearing in 31 games and making 28 starts... Was named Associated Press All-SEC First Team in both 2017 and 2016...Earned second-team All-SEC honors from coaches in 2016...Named to the 2015 Freshman All-American Team by ESPN.com and 247Sports as well as being recognized by coaches as a member of the SEC All-Freshman Team... Career totals include 130 tackles (59 solo), 26.5 tackles for loss and 21 sacks...As a junior in 2017, played and started in eight contests, racking up 33 tackles, 5.5 for loss, four sacks and one forced fumble en route to first-team All-SEC honors... In 2016 as a sophomore, named first-team All-SEC after setting the school record with 12 sacks, while also leading the team with 14.5 tackles for loss...Finished with 56 total stops (24) and added three forced fumbles, one fumble recovery and three passes defended...In 2015, earned Freshman All-American honors and was named to the SEC All-Freshman Team after appearing in all 12 games, starting the final nine, totaling 41 tackles (20), five sacks, one pass defended and one fumble recovery...Majored in interdisciplinary studies.



KEY

PERSONAL: Attended Hapeville Charter Academy in Atlanta, Ga. ...Unanimously rated as a four-star prospect by Rivals, 247Sports, Scout and ESPN...Ranked as the No. 24 overall prospect nationally by ESPN...Touted as the No. 4 overall player in prep...Tallied 15.5 sacks as a senior in 2014 while accounting for over 100 tackles and eight sacks as a junior in 2013...Notched 12 sacks as a sophomore in 2012 and was a member of Rivals 250, Scout 300, 247Sports Top 247 and ESPN 300...Invited to play in the Under Armour All-American Game and was a Class 2A first-team All-State selection.

ADDITIONAL STATISTICS: Blocked Kicks: 1 in 2018.

SINGLE-GAME HIGHS: TACKLES: Total – 4, two times; last: 11/11/18 vs. LAC. Solo – 4, 10/14/18 vs. Sea. Sacks – 1, three times; last: 11/3/19 vs. Det.

ARDEN KEY'S CAREER STATISTICS

Year	Team	GP	GS	TACKLES					INTERCEPTIONS					FUMBLES			
				Total	Solo	Asst.	Sacks	Yds.	No.	Yds.	Lg.	TD	PD	FF	FR	Yds.	
2018	Oakland	16	10	30	21	9	1.0	8.0	0	0	-	0	0	0	0	0	0
2019	Oakland	7	0	4	3	1	2.0	23.0	0	0	-	0	0	0	0	0	
Totals		23	10	34	24	10	3.0	31.0	0	0	-	0	0	0	0	0	

ARDEN KEY GAME-BY-GAME

2019, OAKLAND (7-9)

Date	Opp.	W/L	GP/GS	TACKLES					INTERCEPTIONS					FUMBLES			
				Total	Solo	Asst.	Sacks	Yds.	No.	Yds.	Lg.	TD	PD	FF	FR	Yds.	
9/9	Den.	W	1/0	1	0	1	0.0	0.0	0	0	-	0	0	0	0	0	0
9/15	KC	L	1/0	0	0	0	0.0	0.0	0	0	-	0	0	0	0	0	0
9/22	at Min.	L	1/0	0	0	0	0.0	0.0	0	0	-	0	0	0	0	0	0
9/29	at Ind.	W	1/0	0	0	0	0.0	0.0	0	0	-	0	0	0	0	0	0
10/6	Chi.	W	1/0	0	0	0	0.0	0.0	0	0	-	0	0	0	0	0	0
10/20	at GB	L		(INACTIVE-KNEE)					0	0	-	0	0	0	0	0	0
10/27	at Hou.	L	1/0	2	2	0	1.0	10.0	0	0	-	0	0	0	0	0	0
11/3	Det.	W	1/0	1	1	0	1.0	13.0	0	0	-	0	0	0	0	0	0
11/7	LAC	W		(RESERVE/INJURED LIST - FOOT)													
11/17	Cin.	W		(RESERVE/INJURED LIST - FOOT)													
11/24	at NYJ	L		(RESERVE/INJURED LIST - FOOT)													
12/1	at KC	L		(RESERVE/INJURED LIST - FOOT)													
12/8	Ten.	L		(RESERVE/INJURED LIST - FOOT)													
12/15	Jac.	L		(RESERVE/INJURED LIST - FOOT)													
12/22	at LAC	W		(RESERVE/INJURED LIST - FOOT)													
12/30	at Den.	L		(RESERVE/INJURED LIST - FOOT)													
Totals			7/0	4	3	1	2.0	23.0	0	0	-	0	0	0	0	0	0

2018, OAKLAND (4-12)

Date	Opp.	W/L	GP/GS	TACKLES					INTERCEPTIONS					FUMBLES			
				Total	Solo	Asst.	Sacks	Yds.	No.	Yds.	Lg.	TD	PD	FF	FR	Yds.	
9/10	LAR	L	1/0	3	1	2	0.0	0.0	0	0	-	0	0	0	0	0	0
9/16	at Den.	L	1/0	2	2	0	0.0	0.0	0	0	-	0	0	0	0	0	0
9/23	at Mia.	L	1/0	2	1	1	0.0	0.0	0	0	-	0	0	0	0	0	0
9/30	Cle.	W	1/0	1	1	0	0.0	0.0	0	0	-	0	0	0	0	0	0
10/7	at LAC	L	1/0	1	1	0	0.0	0.0	0	0	-	0	0	0	0	0	0
10/14	Sea.	L	1/1	4	4	0	1.0	8.0	0	0	-	0	0	0	0	0	0
10/28	Ind.	L	1/1	2	0	2	0.0	0.0	0	0	-	0	0	0	0	0	0
11/1	at SF	L	1/0	0	0	0	0.0	0.0	0	0	-	0	0	0	0	0	0
11/11	LAC	L	1/1	4	3	1	0.0	0.0	0	0	-	0	0	0	0	0	0
11/18	at Ari.	W	1/1	0	0	0	0.0	0.0	0	0	-	0	0	0	0	0	0
11/25	at Bal.	L	1/1	3	2	1	0.0	0.0	0	0	-	0	0	0	0	0	0
12/2	KC	L	1/1	0	0	0	0.0	0.0	0	0	-	0	0	0	0	0	0
12/9	Pit.	W	1/1	2	2	0	0.0	0.0	0	0	-	0	0	0	0	0	0
12/16	at Cin.	L	1/1	3	1	2	0.0	0.0	0	0	-	0	0	0	0	0	0
12/24	Den.	W	1/1	2	2	0	0.0	0.0	0	0	-	0	0	0	0	0	0
12/30	at KC	L	1/1	1	1	0	0.0	0.0	0	0	-	0	0	0	0	0	0
Totals			16/10	30	21	9	1.0	8.0	0	0	-	0	0	0	0	0	0

69**ERIC KUSH**

Position: **Offensive Line**
 HT/WT: **6-4/317**
 Acquired: **UFA-'20 (Cle.)**
 Hometown: **Bridgeville, Pa.**
 College: **California (PA)**

Born: **09/09/89**
 NFL Season: **8**
 Raiders Season: **1**



TRANSACTIONS: Selected by Kansas City Chiefs in the sixth round (170th overall) of the 2013 NFL Draft, May 10, 2013...Waived by Chiefs, Sept. 5, 2015...Claimed via waivers by Tampa Bay Buccaneers, Sept. 6, 2015...Waived by Buccaneers, Sept. 14, 2015...Signed by Carolina Panthers to practice squad, Sept. 16, 2015...Practice squad contract terminated by Panthers, Oct. 27, 2015...Signed by Houston Texans as a free agent, Nov. 3, 2015...Waived by Texans, Nov. 16, 2015...Claimed via waivers by St. Louis Rams, Nov. 17, 2015...Waived by Rams, Sept. 3, 2016...Claimed via waivers by Chicago Bears, Sept. 4, 2016...Signed by Cleveland Browns as an unrestricted free agent, March 14, 2019...Signed by Las Vegas Raiders as an unrestricted free agent, March 26, 2020.

CAREER: Veteran lineman enters his eighth NFL season and first with the Raiders...Has made stops with the Kansas City Chiefs (2013-14, 2016), Tampa Bay Buccaneers (2015), Houston Texans (2015), St. Louis Rams (2015), Chicago Bears (2016-18) and Cleveland Browns (2019)...Career totals include 49 appearances with 19 starts...In 2019, appeared in 16 games and made seven starts at right guard for the Browns...Played in 23 games with 11 starts (10 at left guard and one at right guard) for the Bears from 2016-18...Appeared in seven games with the Rams in 2015...Originally selected by the Chiefs in the sixth round (170th overall) of the 2013 NFL Draft.

2019 (with Cle.): Played in all 16 games for the first time in his career, starting seven at right guard...(9/8) vs. Ten.: In Browns debut, started at right guard, playing every offensive snap...(9/16) at NYJ: Started at right guard, playing every offensive snap and helping the Browns record largest margin of victory since 2014...(9/22) vs. LAR: Started at right guard...(9/29) at Bal.: Started at right guard, helping pave the way as the offense recorded 530 total yards, most since 2007, including 193 rush yards and four rushing TDs with 6.7 yards per carry...(10/7) at SF: Started at right guard, playing every offensive snap...(10/13) vs. Sea.: Started at right guard...(10/27) at NE: Started at right tackle and rotated series with G Wyatt Teller...Helped Browns rush for 159 yards with a 7.2-yard average...(11/3) at Den.: Contributed on special teams...(11/10) vs. Buf.: Appeared on special teams...(11/14) vs. Pit.: During 21-7 AFC North victory, contributed on special teams...(11/24) vs. Mia.: Contributed on the special teams...(12/1) at Pit.: Contributed on special teams...(12/8) vs. Cin.: Appeared on special teams...(12/15) at Ari.: Contributed on FG protection...(12/22) vs. Bal.: Saw action on FG protection...(12/29) at Cin.: Contributed on FG protection.

2018 (with Chi.): Appeared in 15 games with seven starts...Started six games at left guard and one game at right guard...(9/9) at GB: Started at left guard and paved the way for Bears run game as RB Jordan Howard recorded 82 rushing yards...(9/17) vs. Sea.: Started at left guard, helping QB Mitchell Trubisky throw for 200 yards and two TDs...(9/23) at Ari.: Started at left guard while paving the way for 316 total net yards of offense...(9/30) vs. TB: Started at left guard and allowed Trubisky to pass for six TDs, tying for the second most in Bears history while becoming the first player in franchise history to throw five TD passes in a half...(10/14) at Mia.: Started at left guard and paved the way for 467 net yards and four TDs...(10/21) vs. NE: Started and helped the offense surpass 100 yards on the ground (134)...(11/4) at Buf.: Made his first start of the season at right guard, paving the way for Howard to record two rushing TDs...Postseason: (1/6/19) vs. Phi.: Was inactive for the NFC Wildcard round.

2017 (with Chi.): Spent the entire season on Reserve/Injured List after suffering an injury during training camp

2016 (with Chi.): Appeared in eight games with four starts at left guard for the Bears...(10/20) at GB: Started at left guard...(10/31) vs. Min.: Started and helped pave the way as RB Jordan Howard rushed for a season-high 153 yards...(11/20) at NYG: Saw action in a reserve role along the offensive line...(11/27) vs. Ten.: Started at left guard, helping QB Matt Barkley throw for 316 yards and three TDs...(12/4) vs. SF: Started at left guard, paving the way for Howard to rush for 117 yards and three TDs...(12/11) at Det.: Appeared in a reserve role on the offensive line...(12/18) vs. GB: Appeared in a reserve role and helped the offense record 449 total net yards while allowing Barkley to pass for 362 yards and two TDs.

2015 (with TB, Car., Hou. and StL.): Joined the Rams in Week 11 and saw action on special teams in the last seven games of the season.

2014 (with KC): Did not see game action.

2013 (with KC): Appeared in three games and made one start...(9/8) at Jac.: Made his NFL debut in a reserve role along the offensive line...(9/29) vs. NYG: Saw action on special teams...(12/29) at SD: Made first career start at center.

COLLEGE: Appeared in 49 games with 31 starts at California (PA)...Selected to the East-West Shrine Game as a senior in 2012...Also named D2Football.com second-team All-American, Don Hansen Third-Team All-Region, All-PSAC West First-Team while starting all 11 games (10 at center, one at left tackle)...Opened 12 games at center and earned the DeMichela Award...Started nine games at left tackle as a sophomore in 2010...Appeared in 15 games as a reserve lineman and on special teams as a redshirt freshman in 2009...Appeared in two games as a true freshman before being granted a medical redshirt...Majored in justice studies.

PERSONAL: Prepped at Chartiers Valley in Pittsburgh, Pa. ...Earned second-team all-state honors, first-team all-conference... Also named an East-West All-Star.

AT A GLANCE

- Appeared in 49 games with 19 starts over seven seasons with the Kansas City Chiefs (2013), St. Louis Rams (2015), Chicago Bears (2016-18) and Cleveland Browns (2019).
- Moved from left guard in 2019, appearing in all 16 games for the first time in his career and making seven starts at right guard for the Browns.
- Played in 23 games with 11 starts (10 at left guard, one at right guard) for the Bears from 2016-18.
- Played four seasons at California (PA), appearing in 49 games with 31 starts during his career.


ERIC KUSH'S GAMES PLAYED/STARTED

Year	Team	GP	GS
2013	Kansas City	3	1
2015	St. Louis	7	0
2016	Chicago	8	4
2018	Chicago	15	7
2019	Cleveland	16	7
Totals		49	19

44 NICK KWIATKOSKI

Position: **Linebacker**
HT/WT: **6-2/242**
Acquired: **UFA-'20 (Chi.)**
Hometown: **Bethel Park, Pa.**
College: **West Virginia**

Born: **05/26/93**
NFL Season: **5**
Raiders Season: **1**



TRANSACTIONS: Selected by Chicago Bears in the fourth round (113th overall) of the 2016 NFL Draft, April 30, 2016...Signed by Las Vegas Raiders as an unrestricted free agent, March 23, 2020.

CAREER: Enters his fifth NFL season and first with Raiders after spending his first four years (2016-19) in with the Chicago Bears...In 2019, appeared in 16 contests for the second consecutive season while making a career-high eight starts...Set career highs with 68 tackles (50 solo), three sacks and passes defended (four), while also logging his first career INT and adding one forced fumble...Finished tied for first on the club with eight special teams tackles...Played in all 16 games for the first time in his career in 2018, making one start, logging 10 tackles (eight), while adding four special teams tackles...Appeared in 11 games and made six starts in 2017, recording 45 stops (34), two sacks, one forced fumble and two passes defended...Added four stops on special teams...As a rookie in 2016, appeared in 14 contests with seven starts and collected 42 tackles (32), one sack, one forced fumble and one pass defended...Career totals include 57 games played with 22 starts, 165 tackles (124), 13 tackles for loss, six sacks, one INT, eight passes defended, two forced fumbles and 19 special teams tackles.

AT A GLANCE

- Versatile linebacker enters fifth season in the NFL after spending his first four years (2016-19) with the Chicago Bears.
- Has played in 57 games with 22 starts, recording 165 tackles (124 solo), six sacks, one INT, eight passes defended and two forced fumbles, over his career.
- In 2019, appeared in 16 games with eight starts for the Bears, finishing fifth on the team with a career-high 68 tackles (50) to go along with a career-high three sacks.
- Appeared in 48 games with 37 starts in four seasons (2012-15) for West Virginia, notching 303 tackles, 28 tackles for loss, two sacks, six INTs, three forced fumbles and three passes defended and earning first-team All-Big 12 as a senior in 2015.

2019 (with Chi.): Appeared in 16 games with eight starts, starting the last seven games of the season...Finished fifth on the team with a career-high 68 tackles in addition to a career-high three sacks...Added eight tackles for loss, one INT, four passes defended and one forced fumble...Recorded 58 tackles, six tackles for loss, two sacks, one INT and four passes defended over the final eight games of the season...(9/23) at Was.: Recorded one tackle...(9/29) vs. Min.: Made his first start at linebacker on the season and totaled nine tackles (eight), two tackles for loss and one sack...(11/10) vs. Det.: Recorded his first career INT...Added nine tackles (eight), one sack and one pass defended...(11/17) at LAR: Started on defense and posted four tackles (three)...(11/24) vs. NYG: Talled five tackles (four), one tackle for loss and one pass defended...(11/28) at Det.: Recorded seven tackles (five), one tackle for loss and one pass defended...(12/5) vs. Dal.: Registered a career-high 10 tackles (eight)...(12/15) at GB: Compiled five tackles (three), one sack and one pass defended...(12/22) vs. KC: Tied a career-high with 10 tackles (five)...(12/29) at Min.: Made his seventh consecutive start at linebacker and posted eight tackles (six), including two tackles for loss.

2018 (with Chi.): Appeared in 16 games and made one start, recording 10 tackles (eight solo), adding five special teams tackles...(9/9) at GB: Started the season opener and recorded four tackles...(9/17) vs. Sea.: Posted one tackle...(9/30) vs. TB: Recorded one tackle...(10/21) vs. NE: Talled two tackles, one forced fumble and one special teams tackle...(11/4) at Buf.: Notched one tackle...(12/2) at NYG: Recorded one stop on special teams...(12/9) vs. LAR: Made one tackle on special teams...(12/23) at SF: Saw action on defense and posted one tackle on special teams...(12/30) at Min.: Appeared on both defense and special teams...Recorded one tackle...Caught one pass for a two-point conversion...Postseason: (1/6/19) vs. Phi.: Appeared in first career postseason contest and recorded one tackle on special teams.

2017 (with Chi.): Played in 11 games with six starts...Finished with 45 tackles (34 solo), two tackles for loss, two sacks, two passes defended, one forced fumble and four special teams tackles...(9/10) vs. Atl.: Appeared on both defense and special teams, recording one tackle...Posted one stop on special teams...(9/17) at TB: Made his first start at linebacker on the season and recorded four tackles...(11/12) vs. GB: Talled nine tackles (eight) and one sack...(11/19) vs. Det.: Started his second contest at linebacker, recording two tackles, one sack and one forced fumble...(11/26) at Phi.: Started at linebacker and notched one tackle...(12/3) vs. SF: Posted two tackles, with one tackle for loss...(12/10) at Cin.: Recorded three tackles (two) and two passes defended...(12/16) at Det.: Posted eight tackles (six) in his third start of the season...(12/24) vs. Cle.: Recorded seven tackles (four)...(12/31) at Min.: Started in the season finale and registered eight tackles (five)...Added two stops on special teams.

2016 (with Chi.): Appeared in 14 games with seven starts as a rookie...Totalled 42 tackles (32 solo), five tackles for loss, one sack, one pass defended and one forced fumble...(9/25) at Dal.: Made first career start at linebacker and posted one tackle...(10/2) vs. Det.: Recorded two tackles (one)...(10/16) vs. Jac.: Notched one tackle...(10/20) at GB: Posted one tackle...(10/31) vs. Min.: Appeared on both defense and special teams...Recorded his first career forced fumble and added two stops on special teams...(11/27) vs. Ten.: Made his second career start and recorded a team-high six tackles...(12/4) vs. SF: Talled nine tackles, including two tackles for loss, and two passes defended...(12/11) at Det.: Posted a team-high nine tackles...(12/18) vs. GB: Recorded five tackles...(12/24) vs. Was.: Registered seven tackles (six)...(1/1/17) at Min.: Made his sixth consecutive start at linebacker and notched three tackles.

COLLEGE: Appeared in 48 games with 37 starts over four seasons (2012-15) at West Virginia...Finished his career with 303 tackles, 28 tackles for loss, two sacks, six INTs, three passes defended and three forced fumbles...Earned first team All-Big 12 honors as a senior in 2015 after posting 86 tackles, 10 tackles for loss, three INTs and one forced fumble in 13 starts...As a junior, started in all 13 games, leading the Mountaineers in tackles (103) and tackles for loss (11.5)...His 71 solo tackles ranked fifth in the Big 12...Finished first on the team in tackles and second with three INTs...Added 6.5 tackles for loss, two sacks and two forced fumbles.

PERSONAL: Attended Bethel Park (Pa.) High School...Led the team to the second round of the WPAL playoffs and top-10 ranking in the state as a senior...Selected to play in the Chesapeake Bowl...Played wide receiver and safety.

ADDITIONAL STATISTICS: Special teams tackles – 2 in 2016, 4 in 2017, 5 in 2018, 6 in 2019; NFL totals: 19. Two-point conversions: 1, two times; last: 12/29/19 at Min.

SINGLE-GAME HIGHS: TACKLES: Total – 10, two times; last: 12/22/19 vs. Kc. Solo – 9, 12/4/16 vs. SF. Sacks – 1, six times; last: 12/15/19 at GB. Forced Fumbles – 1, four times; last 9/29/19 vs. Min. Interceptions – 1, 11/10/19 vs. Det. Passes Defensed – 2, two times; last: 12/10/17 vs. SF.

NICK KWIATKOSKI'S CAREER STATISTICS

Year	Team	GP	GS	TACKLES					INTERCEPTIONS					FUMBLES			
				Total	Solo	Asst.	Sacks	Yds.	No.	Yds.	Lg.	TD	PD	FF	FR	Yds.	
2016	Chicago	14	7	42	32	10	1.0	0.0	0	0	-	0	2	0	0	0	0
2017	Chicago	11	6	45	34	11	2.0	16.0	0	0	-	0	2	1	0	0	0
2018	Chicago	16	1	10	8	2	0.0	0.0	0	0	-	0	0	0	0	0	0
2019	Chicago	16	8	68	50	18	3.0	24.0	1	4	4	0	4	1	0	0	0
Totals		57	22	165	124	41	6.0	40.0	1	4	4	0	8	2	0	0	0
POSTSEASON																	
2018	Chicago	1	0	0	0	0	0.0	0.0	0	0	-	0	0	0	0	0	0
Totals		1	0	0	0	0	0.0	0.0	0	0	-	0	0	0	0	0	0

NICK KWIATKOSKI GAME-BY-GAME

2019, CHICAGO (8-8)

Date	Opp.	W/L	GP/GS	TACKLES					INTERCEPTIONS					FUMBLES			
				Total	Solo	Asst.	Sacks	Yds.	No.	Yds.	Lg.	TD	PD	FF	FR	Yds.	
9/5	GB	L	1/0	0	0	0	0.0	0.0	0	0	-	0	0	0	0	0	0
9/15	at Den.	W	1/0	0	0	0	0.0	0.0	0	0	-	0	0	0	0	0	0
9/23	at Was.	W	1/0	1	0	1	0.0	0.0	0	0	-	0	0	0	0	0	0
9/29	Min.	W	1/1	9	8	1	1.0	11.0	0	0	-	0	0	1	0	0	0
10/6	at Oak.	L	1/0	0	0	0	0.0	0.0	0	0	-	0	0	0	0	0	0
10/20	NO	L	1/0	0	0	0	0.0	0.0	0	0	-	0	0	0	0	0	0
10/27	LAC	L	1/0	0	0	0	0.0	0.0	0	0	-	0	0	0	0	0	0
11/3	at Phi.	L	1/0	0	0	0	0.0	0.0	0	0	-	0	0	0	0	0	0
11/10	Det.	W	1/0	9	8	1	1.0	2.0	1	4	4	0	1	0	0	0	0
11/17	at LAR	L	1/1	4	3	1	0.0	0.0	0	0	-	0	0	0	0	0	0
11/24	NYG	W	1/1	5	4	1	0.0	0.0	0	0	-	0	1	0	0	0	0
11/28	at Det.	W	1/1	7	5	2	0.0	0.0	0	0	-	0	1	0	0	0	0
12/5	Dal.	W	1/1	10	8	2	0.0	0.0	0	0	-	0	0	0	0	0	0
12/15	at GB	L	1/1	5	3	2	1.0	11.0	0	0	-	0	1	0	0	0	0
12/22	KC	L	1/1	10	5	5	0.0	0.0	0	0	-	0	0	0	0	0	0
12/29	at Min.	W	1/1	8	6	2	0.0	0.0	0	0	-	0	0	0	0	0	0
Totals			16/8	68	50	18	3.0	24.0	1	4	4	0	4	1	0	0	0

2018, CHICAGO (12-4)

Date	Opp.	W/L	GP/GS	TACKLES					INTERCEPTIONS					FUMBLES			
				Total	Solo	Asst.	Sacks	Yds.	No.	Yds.	Lg.	TD	PD	FF	FR	Yds.	
9/9	at GB	L	1/1	4	4	0	0.0	0.0	0	0	-	0	0	0	0	0	0
9/17	Sea.	W	1/0	1	1	0	0.0	0.0	0	0	-	0	0	0	0	0	0
9/23	at Ari.	W	1/0	0	0	0	0.0	0.0	0	0	-	0	0	0	0	0	0
9/30	TB	W	1/0	1	1	0	0.0	0.0	0	0	-	0	0	0	0	0	0
10/14	at Mia.	L	1/0	0	0	0	0.0	0.0	0	0	-	0	0	0	0	0	0
10/21	NE	L	1/0	2	2	0	0.0	0.0	0	0	-	0	0	0	0	0	0
10/28	NYJ	W	1/0	0	0	0	0.0	0.0	0	0	-	0	0	0	0	0	0
11/4	at Buf.	W	1/0	1	0	1	0.0	0.0	0	0	-	0	0	0	0	0	0
11/11	Det.	W	1/0	0	0	0	0.0	0.0	0	0	-	0	0	0	0	0	0
11/18	Min.	W	1/0	0	0	0	0.0	0.0	0	0	-	0	0	0	0	0	0
11/22	at Det.	W	1/0	0	0	0	0.0	0.0	0	0	-	0	0	0	0	0	0
12/2	at NYG	L	1/0	0	0	0	0.0	0.0	0	0	-	0	0	0	0	0	0
12/9	LAR	W	1/0	0	0	0	0.0	0.0	0	0	-	0	0	0	0	0	0
12/16	GB	W	1/0	0	0	0	0.0	0.0	0	0	-	0	0	0	0	0	0
12/23	at SF	W	1/0	0	0	0	0.0	0.0	0	0	-	0	0	0	0	0	0
12/30	at Min.	W	1/0	1	0	1	0.0	0.0	0	0	-	0	0	0	0	0	0
Totals			16/1	10	8	2	0.0	0.0	0	0	-	0	0	0	0	0	0
POSTSEASON																	
1/6/19	Phi.	L	1/0	0	0	0	0.0	0.0	0	0	-	0	0	0	0	0	0

KWIATKOSKI

NICK KWIATKOSKI GAME-BY-GAME

2017, CHICAGO (5-11)

Date	Opp.	W/L	GP/GS	TACKLES					INTERCEPTIONS					FUMBLES				
				Total	Solo	Asst.	Sacks	Yds.	No.	Yds.	Lg.	TD	PD	FF	FR	Yds.		
9/10	Atl.	L	1/0	1	0	1	0.0	0.0	0	0	-	0	0	0	0	0	0	0
9/17	at TB	L	1/1	4	4	0	0.0	0.0	0	0	-	0	0	0	0	0	0	0
9/24	Pit.	W		(INACTIVE)														
9/28	at GB	L		(INACTIVE)														
10/9	Min.	L		(INACTIVE)														
10/15	at Bal.	W		(INACTIVE)														
10/22	Car.	W		(DID NOT PLAY)														
10/29	at NO	L	1/0	0	0	0	0.0	0.0	0	0	-	0	0	0	0	0	0	0
11/12	GB	L	1/0	9	8	1	1.0	12.0	0	0	-	0	0	0	0	0	0	0
11/19	Det.	L	1/1	2	2	0	1.0	4.0	0	0	-	0	0	0	1	0	0	0
11/26	at Phi.	L	1/1	1	1	0	0.0	0.0	0	0	-	0	0	0	0	0	0	0
12/3	SF	L	1/0	2	2	0	0.0	0.0	0	0	-	0	0	0	0	0	0	0
12/10	at Cin.	W	1/0	3	2	1	0.0	0.0	0	0	-	0	2	0	0	0	0	0
12/16	at Det.	L	1/1	8	6	2	0.0	0.0	0	0	-	0	0	0	0	0	0	0
12/24	Cle.	W	1/1	7	4	3	0.0	0.0	0	0	-	0	0	0	0	0	0	0
12/31	at Min.	L	1/1	8	5	3	0.0	0.0	0	0	-	0	0	0	0	0	0	0
Totals			11/6	45	34	11	2.0	16.0	0	0	-	0	2	1	0	0	0	0

2016, CHICAGO (3-13)

Date	Opp.	W/L	GP/GS	TACKLES					INTERCEPTIONS					FUMBLES				
				Total	Solo	Asst.	Sacks	Yds.	No.	Yds.	Lg.	TD	PD	FF	FR	Yds.		
9/11	at Hou.	L		(INACTIVE)														
9/19	Phi.	L		(INACTIVE)														
9/25	at Dal.	L	1/1	1	0	1	0.0	0.0	0	0	-	0	0	0	0	0	0	0
10/2	Det.	W	1/0	2	1	1	0.0	0.0	0	0	-	0	0	0	0	0	0	0
10/9	at Ind.	L	1/0	0	0	0	0.0	0.0	0	0	-	0	0	0	0	0	0	0
10/16	Jac.	L	1/0	1	1	0	0.0	0.0	0	0	-	0	0	0	0	0	0	0
10/20	at GB	L	1/0	1	1	0	0.0	0.0	0	0	-	0	0	0	0	0	0	0
10/31	Min.	W	1/0	0	0	0	0.0	0.0	0	0	-	0	0	0	0	0	0	0
11/13	at TB	L	1/0	0	0	0	0.0	0.0	0	0	-	0	0	0	0	0	0	0
11/20	at NYG	L	1/0	0	0	0	0.0	0.0	0	0	-	0	0	0	0	0	0	0
11/27	Ten.	L	1/1	4	2	2	0.0	0.0	0	0	-	0	0	0	0	0	0	0
12/4	SF	W	1/1	9	9	0	0.0	0.0	0	0	-	0	2	0	0	0	0	0
12/11	at Det.	L	1/1	8	4	4	1.0	0.0	0	0	-	0	0	0	0	0	0	0
12/18	GB	L	1/1	5	5	0	0.0	0.0	0	0	-	0	0	0	0	0	0	0
12/24	Was.	L	1/1	7	6	1	0.0	0.0	0	0	-	0	0	0	0	0	0	0
1/1/17	at Min.	L	1/1	4	3	1	0.0	0.0	0	0	-	0	0	0	0	0	0	0
Totals			14/7	42	32	10	1.0	0.0	0	0	-	0	2	0	0	0	0	0

26 NEVIN LAWSON

Position: **Cornerback**
HT/WT: **5-10/190**
Acquired: **UFA-'19 (Det.)**
Hometown: **Lauderhill, Fla.**
College: **Utah State**

Born: **04/23/91**
NFL Season: **7**
Raiders Season: **2**



TRANSACTIONS: Selected by Detroit Lions in the fourth round (133rd overall) of the 2014 NFL Draft, May 10, 2014...Signed by Oakland Raiders as an unrestricted free agent, March 20, 2019.

CAREER: Seventh-year cornerback enters second season with the Silver and Black after spending his first five years (2014-18) with the Detroit Lions...Played 11 games with five starts, recording 23 tackles (18 solo) and five passes defended in his first season with the Raiders in 2019...Appeared in 15 games with 14 starts in 2018, posting 53 stops (43) and added his first career sack, while tacking on five passes defended...In 2017, started in all 15 appearances and posted 43 stops (37), four passes defended, one forced fumble and one fumble recovery...Appeared and started in all 16 contests for the first time in his career in 2016, compiling career highs in tackles (56) and passes defended (nine)...Saw his first action as a starter in 2015, starting in nine of his 15 appearances and posting 41 stops and seven passes defended...Appeared in two games in 2014 as a rookie...Career totals include 74 games played with 59 starts, totaling 217 tackles (181), one sack, 30 passes defended, one forced fumble and one fumble recovery...Has also started in one postseason contest, totaling seven stops.

AT A GLANCE

- Career totals include 74 games played with 59 starts, totaling 217 tackles (181 solo), one sack, 30 passes defended, one forced fumble and one fumble recovery.
- Played 11 games with five starts, recording 23 tackles (18) and five passes defended in his first season with the Silver and Black.
- From 2015-18, appeared in 63 contests with the Lions, making 54 starts and set career highs in 2016 in tackles (56) and passes defended (nine).
- Played four seasons (2010-13) at Utah State, appearing in 49 games and compiling 205 stops (143), including 9.5 for loss, two sacks, six INTs including one returned for a TD, 34 passes defended, two forced fumbles and one fumble recovery.

2019: Appeared in 11 games with five starts, recording 23 tackles (18 solo) and five passes defended...**(10/20) at GB:** Appeared exclusively on special teams in his Raiders debut...**(10/27) at Hou.:** Recorded three tackles as a rotational player on defense...Recorded one stop on special teams...**(11/3) vs. Det.:** Saw action on both defense and special teams...**(11/7) vs. LAC:** Appeared primarily on special teams...**(11/17) vs. Cin.:** Made his first start at cornerback and recorded two tackles...**(11/24) at NYJ:** Made consecutive starts at cornerback for the first time this season and registered three tackles...**(12/1) at KC:** Started at cornerback and recorded one tackle...**(12/8) vs. Ten.:** Appeared in a reserve role on defense and special teams...Recorded his first pass defended this season...**(12/15) vs. Jac.:** Started at cornerback and recorded a season-high eight tackles (four), including one for loss...**(12/22) at LAC:** Registered three tackles and a single-game career-high four passes defended...**(12/29) at Den.:** Notched three tackles (two).

2018 (with Det.): Started in 14-of-15 contests for the club, totaling 53 stops (43 solo), his first career sack and five passes defended...**(9/10) vs. NYJ:** Started and posted four tackles in the home opener...**(9/16) at SF:** Collected four tackles and one pass defended as a rotational player on defense...**(9/23) vs. NE:** Returned to the starting lineup and made two stops...**(9/30) at Dal.:** Tallied five tackles (three) and one pass defended...**(10/7) vs. GB:** Recorded one tackle and added one pass defended...**(10/21) at Mia.:** Posted one stop on defense...**(10/28) vs. Sea.:** Collected two tackles...**(11/4) at Mia.:** Posted two tackles for the second consecutive contest...**(11/11) at Chi.:** Tied a season high with five tackles...**(11/18) vs. Car.:** Posted five tackles for the second consecutive game and added one pass defended...**(11/22) vs. Chi.:** Recorded four stops (two)...**(12/2) vs. LAR:** Tied a season high with five tackles (three)...**(12/9) at Ari.:** Collected four stops (three)...**(12/16) at Buf.:** Recorded four tackles for the second game in a row and added one pass defended...**(12/23) vs. Min.:** Logged five tackles (three) and registered his first career sack.

2017 (with Det.): Started in all 15 appearances, the second consecutive season he has started in every appearance...Totalled 43 tackles (37 solo) on the year, adding four passes defended, one forced fumble and one fumble recovery returned for a TD...Became the first Lion to force a fumble, recover a fumble and return it for a TD since De Cliff Avril did so in 2011...Also notched four tackles (three) on special teams...**(9/10) vs. Ari.:** Recorded three tackles and one pass defended in his first start of the campaign...**(10/1) at Min.:** Posted three tackles and two passes defended while also tacking on two stops on special teams...**(10/8) vs. Car.:** Totalled three tackles (two)...**(10/15) at NO:** Finished with three tackles for the third consecutive contest...**(10/29) vs. Pitt.:** Following the Bye Week, registered a season-high five stops on defense...**(11/6) at GB:** Posted three tackles...**(11/12) vs. Cle.:** Registered three stops, one forced fumble and one fumble recovery returned 44 yards for a TD...Became the first Lion to achieve the feat since 2011...His 44-yard return for a TD was the longest fumble return TD by a Lion since S Louis Delmas in 2009...**(11/19) at Chi.:** Recorded another three tackles on defense...**(11/23) vs. Min.:** Posted four tackles (two)...**(12/3) at Bal.:** Registered three stops and one additional tackle on special teams...Marked the ninth consecutive game logging at least three stops on defense...**(12/16) vs. Chi.:** Posted four tackles (two) and one pass defended...Added one special teams tackle...**(12/24) at Cin.:** Recorded two tackles in what would be his final contest of the season.

2016 (with Det.): Started in all 16 contests for the first time of his career...Had a career year, logging a career-best 56 tackles (45 solo) and nine passes defended...Also tallied one tackle on special teams...**(9/11) at Ind.:** Totalled four tackles (three)...**(9/18) vs. Ten.:** Posted three tackles and his first pass defended of the season...**(9/25) at GB:** Recorded three tackles (two)...**(10/2) at Chi.:** Posted six tackles (five) on defense...Also notched one stop on the special teams unit...**(10/9) at Phi.:** Registered two tackles and two passes defended...**(10/23) vs. Was.:** Logged six tackles (five) in the contest...**(10/30) at Hou.:** Totalled three stops (one) and one pass defended...**(11/6) at Min.:** Recorded four tackles...**(11/20) vs. Jac.:** Notched three stops and two passes defended...**(12/4) at NO:** Tied a career high with seven tackles (six) on defense...**(12/11) vs. Chi.:** Registered four stops (two) and two passes defended...**(12/18) at NYG:** Recorded two tackles...**(12/26) at Dal.:** Posted three stops (two)...**(1/1/17) vs. GB:** Tallied three tackles (two) and one pass defended in the regular season finale...**Postseason: (1/7/17) at Sea.:** Tallied seven tackles (five) in the NFC Wild Card Game.

LAWSON

2015 (with Det.): Appeared in 15 contests and made nine starts...Combined for 41 tackles (37 solo) and seven passes defended...Also notched five special teams tackles...Made his first career start in Week 8 against Kansas City...(10/5) at **Sea.:** Logged two special teams tackles...(11/22) at **KC:** Made his first career start and set a then-career high with seven tackles (six), adding his first career pass defended...(11/15) at **GB:** Recorded six solo stops for the second consecutive game, while adding another pass defended...(11/22) vs. **Oak.:** Recorded four tackles and one pass defended...Recorded a pass defended for the third consecutive game...(11/26) vs. **Phi.:** Recorded at least six tackles (four) for the third time in his last four contests...Led the team in stops...(12/3) vs. **GB:** Posted two stops and one pass defended...(12/13) at **StL.:** Recorded five tackles...(12/21) at **NO:** Posted six tackles (five) and one pass defended...(12/27) vs. **SF:** Recorded two tackles and one pass defended...(1/3/16) at **Chi.:** Collected two tackles and one pass defended for the second consecutive game.

2014 (with Det.): Played in two games in his rookie season, totaling one tackle...Was placed on the Reserve/Injured List ahead of the Week 3 contest with a foot injury that ended his rookie campaign...(9/8) vs. **NYG:** Recorded one tackle as a rotational player on defense in his NFL debut.

COLLEGE: Played four seasons (2010-13) at Utah State, appearing in 49 games and compiling 205 stops (143 solo), including 9.5 for loss, two sacks, six INTs including one returned for a TD, 34 passes defended, two forced fumbles and one fumble recovery...Concluded his career at Utah State by playing in all 14 games with 13 starts, earning his first-career First Team All-Mountain West selection after posting 57 tackles (33), four INTs and 13 passes defended...Earned Mountain West Defensive Player of the Week award two times against Boise State and finished the year ranked first on the team in passes defended...As a junior in 2012, earned second-team All-WAC honors after starting in all 13 games for the Aggies and finishing the season with 63 tackles (47), two sacks and 10 passes defended...Started 12-of-13 games in his sophomore campaign as the anchor of the secondary...Ranked fourth overall on the team with 73 tackles, adding 11 passes defended and one INT...Appeared in nine games with two starts as a true freshman, finishing the year with 12 tackles (seven), one INT, a half-sack and one pass defended...Graduated with a degree in interdisciplinary studies, with an emphasis in health and wellness.



PERSONAL: Attended Piper (Fla.) High School...Was a two-year starter at both cornerback and running back and was named second-team All-Broward County in his final prep season...As a senior, posted 68 tackles and three INTs on defense, as well as 41 carries for 526 yards and eight TDs on offense...Also had two punt returns for TDs on special teams...Named team MVP as a senior and was selected to the Broward County North-South All-Star Game...Also lettered in track as a sprinter in high school...During the 2018 off-season, teamed up with former teammate RB Theo Riddick and Detroit PAL, a nonprofit organization building character in young people through athletic, academic and leadership development programs, to lead a discussion with young students about advancing the narrative around African-American men.

ADDITIONAL STATISTICS: Touchdowns: 1, 11/12/17 vs. Cle., 44-yard fumble return. Special teams tackles – 6 in 2015, 1 in 2016, 4 in 2017, 1 in 2019; NFL Totals: 12.

SINGLE-GAME HIGHS: TACKLES: Total – 8, 12/15/19 vs. Jac. Solo – 6, two times; lost: 12/4/16 at NO. Sacks – 1, 12/23/18 vs. Min. Forced fumbles – 1, 11/12/17 vs. Cle. Fumbles Recovered – 1, 11/12/17 vs. Cle. Passes defended – 4, 12/22/19 at LAC.

NEVIN LAWSON'S CAREER STATISTICS

Year	Team	GP	GS	TACKLES					INTERCEPTIONS					FUMBLES			
				Total	Solo	Asst.	Sacks	Yds.	No.	Yds.	Lg.	TD	PD	FF	FR	Yds.	
2014	Detroit	2	0	1	1	0	0.0	0.0	0	0	-	0	0	0	0	0	0
2015	Detroit	15	9	41	37	4	0.0	0.0	0	0	-	0	7	0	0	0	0
2016	Detroit	16	16	56	45	11	0.0	0.0	0	0	-	0	9	0	0	0	0
2017	Detroit	15	15	43	37	6	0.0	0.0	0	0	-	0	4	1	1	44t	
2018	Detroit	15	14	53	43	10	1.0	6.0	0	0	-	0	5	0	0	0	0
2019	Oakland	11	5	23	18	5	0.0	0.0	0	0	-	0	5	0	0	0	0
Totals		74	59	217	181	36	1.0	6.0	0	0	-	0	30	1	1	44t	
POSTSEASON																	
2016	Detroit	1	1	7	5	2	0.0	0.0	0	0	-	0	0	0	0	0	0
Totals		1	1	7	5	2	0.0	0.0	0	0	-	0	0	0	0	0	0

NEVIN LAWSON GAME-BY-GAME

2019, OAKLAND (7-9)

Date	Opp.	W/L	GP/GS	TACKLES				INTERCEPTIONS					FUMBLES				
				Total	Solo	Asst.	Sacks	Yds.	No.	Yds.	Lg.	TD	PD	FF	FR	Yds.	
9/9	Den.	W		(RESERVE/SUSPENDED LIST)													
9/15	KC	L		(RESERVE/SUSPENDED LIST)													
9/22	at Min.	L		(RESERVE/SUSPENDED LIST)													
9/29	at Ind.	W		(RESERVE/SUSPENDED LIST)													
10/6	Chi.	W		(RESERVE/SUSPENDED LIST)													
10/20	at GB	L	1/0	0	0	0	0.0	0.0	0	0	-	0	0	0	0	0	0
10/27	at Hou.	L	1/0	3	3	0	0.0	0.0	0	0	-	0	0	0	0	0	0
11/3	Det.	W	1/0	0	0	0	0.0	0.0	0	0	-	0	0	0	0	0	0
11/7	LAC	W	1/0	0	0	0	0.0	0.0	0	0	-	0	0	0	0	0	0
11/17	Cin.	W	1/1	2	2	0	0.0	0.0	0	0	-	0	0	0	0	0	0
11/24	at NYJ	L	1/1	3	3	0	0.0	0.0	0	0	-	0	0	0	0	0	0
12/1	at KC	L	1/1	1	1	0	0.0	0.0	0	0	-	0	0	0	0	0	0
12/8	Ten.	L	1/0	0	0	0	0.0	0.0	0	0	-	0	1	0	0	0	0
12/15	Jac.	L	1/1	8	4	4	0.0	0.0	0	0	-	0	0	0	0	0	0
12/22	at LAC	W	1/1	3	3	0	0.0	0.0	0	0	-	0	4	0	0	0	0
12/30	at Den.	L	1/0	3	2	1	0.0	0.0	0	0	-	0	0	0	0	0	0
Totals			11/5	23	18	5	0.0	0.0	0	0	-	0	5	0	0	0	0

2018, DETROIT (6-10)

Date	Opp.	W/L	GP/GS	TACKLES				INTERCEPTIONS					FUMBLES				
				Total	Solo	Asst.	Sacks	Yds.	No.	Yds.	Lg.	TD	PD	FF	FR	Yds.	
9/10	NYJ	L	1/1	4	4	0	0.0	0.0	0	0	-	0	0	0	0	0	0
9/16	at SF	L	1/0	4	4	0	0.0	0.0	0	0	-	0	1	0	0	0	0
9/23	NE	W	1/1	2	2	0	0.0	0.0	0	0	-	0	0	0	0	0	0
9/30	at Dal.	L	1/1	5	3	2	0.0	0.0	0	0	-	0	1	0	0	0	0
10/7	GB	W	1/1	1	1	0	0.0	0.0	0	0	-	0	1	0	0	0	0
10/21	at Mia.	W	1/1	1	1	0	0.0	0.0	0	0	-	0	0	0	0	0	0
10/28	Sea.	L	1/1	2	2	0	0.0	0.0	0	0	-	0	0	0	0	0	0
11/4	at Min.	L	1/1	2	1	1	0.0	0.0	0	0	-	0	0	0	0	0	0
11/11	at Chi.	L	1/1	5	5	0	0.0	0.0	0	0	-	0	0	0	0	0	0
11/18	Car.	W	1/1	5	5	0	0.0	0.0	0	0	-	0	1	0	0	0	0
11/22	Chi.	L	1/1	4	2	2	0.0	0.0	0	0	-	0	0	0	0	0	0
12/2	LAR	L	1/1	5	3	2	0.0	0.0	0	0	-	0	0	0	0	0	0
12/9	at Ari.	W	1/1	4	3	1	0.0	0.0	0	0	-	0	0	0	0	0	0
12/16	at Buf.	L	1/1	4	4	0	0.0	0.0	0	0	-	0	1	0	0	0	0
12/23	Min.	L	1/1	5	3	2	1.0	6.0	0	0	-	0	0	0	0	0	0
12/30	at GB	W		(INACTIVE - ANKLE)													
Totals			15/14	53	43	10	1.0	6.0	0	0	-	0	5	0	0	0	0

2017, DETROIT (9-7)

Date	Opp.	W/L	GP/GS	TACKLES				INTERCEPTIONS					FUMBLES				
				Total	Solo	Asst.	Sacks	Yds.	No.	Yds.	Lg.	TD	PD	FF	FR	Yds.	
9/10	Ari.	W	1/1	3	3	0	0.0	0.0	0	0	-	0	1	0	0	0	0
9/18	at NYG	W	1/1	1	1	0	0.0	0.0	0	0	-	0	0	0	0	0	0
9/24	Atl.	L	1/1	2	2	0	0.0	0.0	0	0	-	0	0	0	0	0	0
10/1	at Min.	W	1/1	3	3	0	0.0	0.0	0	0	-	0	2	0	0	0	0
10/8	Car.	L	1/1	3	2	1	0.0	0.0	0	0	-	0	0	0	0	0	0
10/15	at NO	L	1/1	3	2	1	0.0	0.0	0	0	-	0	0	0	0	0	0
10/29	Pit.	L	1/1	5	5	0	0.0	0.0	0	0	-	0	0	0	0	0	0
11/6	at GB	W	1/1	3	3	0	0.0	0.0	0	0	-	0	0	0	0	0	0
11/12	Cle.	W	1/1	3	3	0	0.0	0.0	0	0	-	0	0	1	1	44t	
11/19	at Chi.	W	1/1	3	3	0	0.0	0.0	0	0	-	0	0	0	0	0	0
11/23	Min.	L	1/1	4	2	2	0.0	0.0	0	0	-	0	0	0	0	0	0
12/3	at Bal.	L	1/1	3	3	0	0.0	0.0	0	0	-	0	0	0	0	0	0
12/10	at TB	W	1/1	1	1	0	0.0	0.0	0	0	-	0	0	0	0	0	0
12/16	Chi.	W	1/1	4	2	2	0.0	0.0	0	0	-	0	1	0	0	0	0
12/24	at Cin.	L	1/1	2	2	0	0.0	0.0	0	0	-	0	0	0	0	0	0
12/31	GB	W		(INACTIVE - CONCUSSION)													
Totals			15/15	43	37	6	0.0	0.0	0	0	-	0	4	1	1	44t	

LAWSON

NEVIN LAWSON GAME-BY-GAME

2016, DETROIT (9-7)

Date	Opp.	W/L	GP/GS	TACKLES					INTERCEPTIONS					FUMBLES			
				Total	Solo	Asst.	Sacks	Yds.	No.	Yds.	Lg.	TD	PD	FF	FR	Yds.	
9/11	at Ind.	W	1/1	4	3	1	0.0	0.0	0	0	-	0	0	0	0	0	0
9/18	Ten.	L	1/1	3	3	0	0.0	0.0	0	0	-	0	1	0	0	0	0
9/25	at GB	L	1/1	3	2	1	0.0	0.0	0	0	-	0	0	0	0	0	0
10/2	at Chi.	L	1/1	6	5	1	0.0	0.0	0	0	-	0	0	0	0	0	0
10/9	Phi.	W	1/1	2	2	0	0.0	0.0	0	0	-	0	2	0	0	0	0
10/16	LAR	W	1/1	2	2	0	0.0	0.0	0	0	-	0	0	0	0	0	0
10/23	Was.	W	1/1	6	5	1	0.0	0.0	0	0	-	0	0	0	0	0	0
10/30	at Hou.	L	1/1	3	1	2	0.0	0.0	0	0	-	0	1	0	0	0	0
11/6	at Min.	W	1/1	4	4	0	0.0	0.0	0	0	-	0	0	0	0	0	0
11/20	Jac.	W	1/1	3	3	0	0.0	0.0	0	0	-	0	2	0	0	0	0
11/24	Min.	W	1/1	1	1	0	0.0	0.0	0	0	-	0	0	0	0	0	0
12/4	at NO	W	1/1	7	6	1	0.0	0.0	0	0	-	0	0	0	0	0	0
12/11	Chi.	W	1/1	4	2	2	0.0	0.0	0	0	-	0	2	0	0	0	0
12/18	at NYG	L	1/1	2	2	0	0.0	0.0	0	0	-	0	0	0	0	0	0
12/26	at Dal.	L	1/1	3	2	1	0.0	0.0	0	0	-	0	0	0	0	0	0
1/1/17	GB	L	1/1	3	2	1	0.0	0.0	0	0	-	0	1	0	0	0	0
Totals			16/16	56	45	11	0.0	0.0	0	0	-	0	9	0	0	0	0
POSTSEASON																	
1/7/17	at Sea.	L	1/1	7	5	2	0.0	0.0	0	0	-	0	0	0	0	0	0

2015, DETROIT (7-9)

Date	Opp.	W/L	GP/GS	TACKLES					INTERCEPTIONS					FUMBLES			
				Total	Solo	Asst.	Sacks	Yds.	No.	Yds.	Lg.	TD	PD	FF	FR	Yds.	
9/13	at SD	L		(INACTIVE)													
9/20	at Min.	L	0/0	0	0	0	0.0	0.0	0	0	-	0	0	0	0	0	0
9/27	Den.	L	0/0	0	0	0	0.0	0.0	0	0	-	0	0	0	0	0	0
10/5	at Sea.	L	0/0	0	0	0	0.0	0.0	0	0	-	0	0	0	0	0	0
10/11	Ari.	L	0/0	1	1	0	0.0	0.0	0	0	-	0	0	0	0	0	0
10/18	Chi.	W	0/0	0	0	0	0.0	0.0	0	0	-	0	0	0	0	0	0
10/25	Min.	L	0/0	0	0	0	0.0	0.0	0	0	-	0	0	0	0	0	0
11/1	at KC	L	1/1	7	6	1	0.0	0.0	0	0	-	0	1	0	0	0	0
11/15	at GB	W	1/1	6	6	0	0.0	0.0	0	0	-	0	1	0	0	0	0
11/22	Oak.	W	1/1	4	4	0	0.0	0.0	0	0	-	0	1	0	0	0	0
11/26	Phi.	W	1/1	6	4	2	0.0	0.0	0	0	-	0	0	0	0	0	0
12/3	GB	L	1/1	2	2	0	0.0	0.0	0	0	-	0	1	0	0	0	0
12/13	at StL.	L	1/1	5	5	0	0.0	0.0	0	0	-	0	0	0	0	0	0
12/21	at NO	W	1/1	6	5	1	0.0	0.0	0	0	-	0	1	0	0	0	0
12/27	SF	W	1/1	2	2	0	0.0	0.0	0	0	-	0	1	0	0	0	0
1/3/16	at Chi.	W	1/1	2	2	0	0.0	0.0	0	0	-	0	1	0	0	0	0
Totals			15/9	41	37	4	0.0	0.0	0	0	-	0	7	0	0	0	0

2014, DETROIT (11-5)

Date	Opp.	W/L	GP/GS	TACKLES					INTERCEPTIONS					FUMBLES			
				Total	Solo	Asst.	Sacks	Yds.	No.	Yds.	Lg.	TD	PD	FF	FR	Yds.	
9/8	NYG	W	1/0	1	1	0	0.0	0.0	0	0	-	0	0	0	0	0	0
9/14	at Car.	L	1/0	0	0	0	0.0	0.0	0	0	-	0	0	0	0	0	0
9/21	GB	W		(RESERVE/INJURED - FOOT)													
9/28	at NYJ	W		(RESERVE/INJURED - FOOT)													
10/5	Buf.	L		(RESERVE/INJURED - FOOT)													
10/12	at Min.	W		(RESERVE/INJURED - FOOT)													
10/19	NO	W		(RESERVE/INJURED - FOOT)													
10/26	at Atl.	W		(RESERVE/INJURED - FOOT)													
11/9	Mia.	W		(RESERVE/INJURED - FOOT)													
11/16	at Ari.	L		(RESERVE/INJURED - FOOT)													
11/23	at NE	L		(RESERVE/INJURED - FOOT)													
11/27	Chi.	W		(RESERVE/INJURED - FOOT)													
12/7	TB	W		(RESERVE/INJURED - FOOT)													
12/14	Min.	W		(RESERVE/INJURED - FOOT)													
12/21	at Chi.	W		(RESERVE/INJURED - FOOT)													
12/28	at GB	L		(RESERVE/INJURED - FOOT)													
Totals			2/0	1	1	0	0.0	0.0	0	0	-	0	0	0	0	0	0

32 DALLIN LEAVITT

Position: **Safety**
HT/WT: **5-10/195**
Acquired: **FA-'18**
Hometown: **Portland, Ore.**
College: **Utah State**

Born: **08/08/94**
NFL Season: **2**
Raiders Season: **2**



TRANSACTIONS: Signed by Oakland Raiders as an undrafted free agent, May 14, 2018...Waived by Raiders, Sept. 1, 2018...Signed by Raiders to practice squad, Sept. 2, 2018...Signed by Raiders to active roster, Dec. 24, 2018.

CAREER: Safety and special teams standout enters third season with the Silver and Black...Has appeared in 17 contests over his first two seasons in the NFL...In 2019, appeared in 15 games and finished second on the team with four special teams tackles...Played in his first career game in 2018 after being promoted from the practice squad to the active roster ahead of Week 16 and saw action exclusively on special teams during the team's final two games, notching one tackle with the unit.

2019: Appeared in 15 games and finished second on the team with seven special teams tackles...Saw action on defense in two contests and recorded two tackles...**(9/9) vs. Den.:** Inactive...**(9/15) vs. KC:** Appeared exclusively on special teams and recorded one tackle...**(9/22) at Min.:** Saw action exclusively on special teams...**(9/29) at Ind.:** Notched one special teams tackle...**(10/6) vs. Chi.:** Appeared exclusively on special teams...**(10/20) at GB:** Recorded one stop on special teams...**(10/27) at Hou.:** Appeared exclusively on special teams...**(11/3) vs. Det.:** Contributed one tackle on special teams...**(11/7) vs. LAC:** Saw action on special teams...**(11/17) vs. Cin.:** Appeared exclusively on special teams...**(11/24) at NYJ:** Played exclusively on special teams...**(12/1) at KC:** Appeared exclusively on special teams...**(12/8) vs. Ten.:** Saw action on special teams...**(12/15) vs. Jac.:** Made his first appearance at safety and recorded two tackles...**(12/22) at LAC:** Appeared exclusively on special teams and recorded one tackle...**(12/29) at Den.:** Saw action on both defense and special teams.

AT A GLANCE

- Appeared in 15 games and finished second on the team with seven special teams tackle in 2019.
- Appeared in two games as a rookie after spending the majority of the season on the practice squad, seeing action exclusively on special teams and recording one tackle.
- Played two seasons at Utah State after spending two years at BYU, appearing in 45 games with 26 starts while recording 211 tackles (121 solo).
- Was named honorable mention All-Mountain West as a senior (2017) and a two-time Academic All-Mountain West selection (2016-17).

2018: Made his NFL debut after being elevated to the active roster ahead of Week 16... Saw action exclusively on special teams during the team's final two games, recording one tackle with the unit...**(12/24) vs. Den.:** Appeared on special teams and notched one tackle in his NFL debut...**(12/30) at KC:** Saw action exclusively on special teams.

COLLEGE: Played two years at Utah State after playing two years at BYU...In all, played in 45 games with 26 starts...Career totals included 211 tackles (121 solo), seven INTs, six tackles for loss, 1.5 sacks and eight passes defended...Two-time Academic All-Mountain West selection...As a senior, started all 13 games at safety...Named honorable mention All-Mountain West...Racked up 94 tackles (47), four INTs and five passes defended...As a junior, started eight games, missing four contests due to injury...Ranked fourth on the team with 57 tackles (32) and led the team with three INTs...Redshirted as a true junior after transferring from BYU...As a sophomore, played in 11 games with four starts...Credited with 43 tackles (31), 3.5 tackles for loss, 1.5 sacks and two passes defended...As a freshman, played in all 13 games with one start...Notched 17 tackles (11).

PERSONAL: Attended Central Catholic High School in Portland, Ore. ...As a senior, earned Oregon School Activities Association (OSAA) Class 6A First-Team All-State honors...Named Class 6A Co-Defensive Player of the Year, helping team to a 9-3 record and the Mt. Hood League Championship...Credited with 71 tackles, two sacks, three tackles for loss, three INTs, two forced fumbles and one fumble recovery...Also rushed for 269 yards on 54 carries (5.0 avg.) with seven TDs...As a junior, recorded 62 tackles, four tackles for loss, one sack, six INTs and one forced fumble...Led team to the Mt. Hood League Championship...Also rushed for 140 yards and three TDs...Rated as the No. 5 prospect in Oregon by Scout.com...Wife, Josie, played soccer at Utah State...Earned a degree from Utah State in interdisciplinary studies, emphasizing in health and wellness.

ADDITIONAL STATISTICS: Special teams tackles – 7 in 2019, 1 in 2018; NFL totals: 8.

SINGLE-GAME HIGHS: TACKLES: Total – 2, 12/15/19 vs. Jac. Solo – 2, 12/15/19 vs. Jac.



DALLIN LEAVITT'S CAREER STATISTICS

Year	Team	GP	GS	TACKLES					INTERCEPTIONS					FUMBLES			
				Total	Solo	Asst.	Sacks	Yds.	No.	Yds.	Lg.	TD	PD	FF	FR	Yds.	
2018	Oakland	2	0	0	0	0	0.0	0.0	0	0	-	0	0	0	0	0	0
2019	Oakland	15	0	2	2	0	0.0	0.0	0	0	-	0	0	0	0	0	0
Totals		17	0	2	2	0	0.0	0.0	0	0	-	0	0	0	0	0	0

DALLIN LEAVITT GAME-BY-GAME

2019, OAKLAND (7-9)

Date	Opp.	W/L	GP/GS	TACKLES					INTERCEPTIONS					FUMBLES			
				Total	Solo	Asst.	Sacks	Yds.	No.	Yds.	Lg.	TD	PD	FF	FR	Yds.	
9/9	Den.	W	0/0	(INACTIVE)													
9/15	KC	L	1/0	0	0	0	0.0	0.0	0	0	-	0	0	0	0	0	0
9/22	at Min.	L	1/0	0	0	0	0.0	0.0	0	0	-	0	0	0	0	0	0
9/29	at Ind.	W	1/0	0	0	0	0.0	0.0	0	0	-	0	0	0	0	0	0
10/6	Chi.	W	1/0	0	0	0	0.0	0.0	0	0	-	0	0	0	0	0	0
10/20	at GB	L	1/0	0	0	0	0.0	0.0	0	0	-	0	0	0	0	0	0
10/27	at Hou.	L	1/0	0	0	0	0.0	0.0	0	0	-	0	0	0	0	0	0
11/3	Det.	W	1/0	0	0	0	0.0	0.0	0	0	-	0	0	0	0	0	0
11/7	LAC	W	1/0	0	0	0	0.0	0.0	0	0	-	0	0	0	0	0	0
11/17	Cin.	W	1/0	0	0	0	0.0	0.0	0	0	-	0	0	0	0	0	0
11/24	at NJ	L	1/0	0	0	0	0.0	0.0	0	0	-	0	0	0	0	0	0
12/1	at KC	L	1/0	0	0	0	0.0	0.0	0	0	-	0	0	0	0	0	0
12/8	Ten.	L	1/0	0	0	0	0.0	0.0	0	0	-	0	0	0	0	0	0
12/15	Jac.	L	1/0	2	2	0	0.0	0.0	0	0	-	0	0	0	0	0	0
12/22	at LAC	W	1/0	0	0	0	0.0	0.0	0	0	-	0	0	0	0	0	0
12/30	at Den.	L	1/0	0	0	0	0.0	0.0	0	0	-	0	0	0	0	0	0
Totals			15/0	2	2	0	0.0	0.0	0	0	-	0	0	0	0	0	0

2018, OAKLAND (4-12)

Date	Opp.	W/L	GP/GS	TACKLES					INTERCEPTIONS					FUMBLES			
				Total	Solo	Asst.	Sacks	Yds.	No.	Yds.	Lg.	TD	PD	FF	FR	Yds.	
9/10	LAR	L		(PRACTICE SQUAD)													
9/16	at Den.	L		(PRACTICE SQUAD)													
9/23	at Mia.	L		(PRACTICE SQUAD)													
9/30	Cle.	W		(PRACTICE SQUAD)													
10/7	at LAC	L		(PRACTICE SQUAD)													
10/14	Sea.	L		(PRACTICE SQUAD)													
10/28	Ind.	L		(PRACTICE SQUAD)													
11/1	at SF	L		(PRACTICE SQUAD)													
11/11	LAC	L		(PRACTICE SQUAD)													
11/18	at Ari.	W		(PRACTICE SQUAD)													
11/25	at Bal.	L		(PRACTICE SQUAD)													
12/2	KC	L		(PRACTICE SQUAD)													
12/9	Pit.	W		(PRACTICE SQUAD)													
12/16	at Cin.	L		(PRACTICE SQUAD)													
12/24	Den.	W	1/0	0	0	0	0.0	0.0	0	0	-	0	0	0	0	0	0
12/30	at KC	L	1/0	0	0	0	0.0	0.0	0	0	-	0	0	0	0	0	0
Totals			2/0	0	0	0	0.0	0.0	0	0	-	0	0	0	0	0	0

42 CORY LITTLETON

Position: **Linebacker**

HT/WT: **6-3/228**

Acquired: **UFA-'20 (LAR)**

Hometown: **Spring Valley, Calif.**

College: **Washington**

Born: **11/18/93**

NFL Season: **5**

Raiders Season: **1**



TRANSACTIONS: Signed by Los Angeles Rams as an undrafted free agent, May 6, 2016...Signed by Las Vegas Raiders as an unrestricted free agent, March 25, 2020.

CAREER: Fifth-year versatile linebacker enters his first season with the Silver and Black after spending the first four years of his career with the Los Angeles Rams...In 2019, appeared in 16 contests for the fourth consecutive season, starting in each one, recording a career-best 134 tackles (75 solo), 3.5 sacks, two INTs, nine passes defended, two forced fumbles and four fumble recoveries...His 134 tackles ranked fourth in Rams history...In 2018, earned Pro Bowl and Associated Press second-team All-Pro honors for his exceptional performance on special teams, while starting all 16 contests for the first time in his career and posting 125 tackles (90) and career highs in sacks (four), INTs (three) including one returned for a TD and 13 passes defended...In 2017, appeared in all 16 contests with four starts and posted 31 tackles (19), one sack, one INT, three passes defended and one forced fumble...As a rookie in 2016, appeared in all 16 contests and earned the Carroll Rosenbloom Memorial Award for being the club's top rookie...Career totals include 64 appearances with 37 starts, 303 tackles (192), 8.5 sacks, six INTs with one returned for a TD, 26 passes defended, three forced fumbles and four fumble recoveries...Postseason totals include four games played and three starts that each came during the team's Super Bowl LIII appearance in 2018...Totalled 29 stops (22), one INT and three passes defended in postseason action.

AT A GLANCE

- Fifth-year versatile linebacker enters his first season with the Silver and Black after appearing in all 64 regular season games over his first four seasons with the Los Angeles Rams (2016-19).
- Started all 16 contests in 2019, posting a career-high 134 tackles (75 solo), adding 3.5 sacks, two INTs, nine passes defended and a career-high two forced fumbles and four fumble recoveries
- His 134 stops in 2019 rank fourth in Rams history in a single season.
- In 2018, started all 16 regular season games for the first time in his career in addition to three postseason contests, including Super Bowl LIII, leading the team with 125 stops (90) and garnering Pro Bowl and Associated Press second-team All-Pro honors for his exceptional performance on special teams.
- As a rookie in 2016, earned the Carroll Rosenbloom Memorial Award for being the club's top rookie after appearing in all 16 contests.
- Career totals include 64 appearances with 37 starts, 303 tackles (192), 8.5 sacks, six INTs with one returned for a TD, 26 passes defended, three forced fumbles and four fumble recoveries.

2019 (with LAR): Started all 16 games in the regular season and led the Rams defense with a career-best 134 tackles (75 solo), adding 3.5 sacks, two INTs, nine passes defended and a career-high two forced fumbles and four fumble recoveries...His 134 tackles ranks fourth-most by a Rams player in a single season...Also became just the 14th player in franchise history to record 250 career tackles...**(9/8) at Car.:** Started at linebacker and made a team-high 14 tackles (eight)...Forced his second career fumble and recovered the ball on the opening series...Recorded an INT in the fourth quarter, the fifth of his career and first of the season...Also tallied two passes defended...**(9/15) vs. NO:** Posted a team-high eight tackles (five), while logging two passes defended...**(9/22) at Cle.:** Recorded four tackles (three) and two passes defended...**(9/29) vs. TB:** Recorded eight tackles (three)...**(10/3) at Sea.:** Logged seven tackles (three) and one fumble recovery...**(10/13) vs. SF:** Tied a career-high with 14 tackles (nine), while also tallying one pass defended...**(10/20) at Atl.:** Totalled three solo tackles...Sacked QB Matt Ryan for his first sack of the season and the sixth of his career...Also posted one INT, the sixth of his career, and one pass defended...**(10/27) vs. Cin.:** Collected eight tackles (five) and a half-sack...**(11/10) at Pit.:** Logged 13 tackles (eight), one forced a fumble his third fumble recovery of the season...**(11/17) vs. Chi.:** Posted three tackles (one)...**(11/25) vs. Bal.:** Tallied 12 tackles (five)...**(12/1) at Ari.:** Notched a team-high eight tackles (six)...Surpassed the 100-tackle milestone for the second-consecutive season...Also added one sack...**(12/8) vs. Sea.:** Collected 10 tackles (eight)...**(12/15) at Dal.:** Posted 12 tackles (four), his sixth double-digit tackle output of the season...**(12/21) at SF:** Totalled a team-high seven tackles (six) to secure a single-season career-high...Also recorded one pass defended, his ninth of the season...**(12/29) vs. Ari.:** Tallied three tackles and one sack, while recovering his fourth fumble of the season.

2018 (with LAR): Started all 16 regular season games and three postseason contests, including Super Bowl LIII...Led the team with 125 tackles (90 solo), four sacks, three INTs including one returned for a TD and 13 passes defended...His 125 tackles were the 10th-most in the NFL in 2018...Added two blocked punts and one punt deflection en route to earning Pro Bowl and All-Pro Second Team honors as a special teamer...**(9/10) at Oak.:** Recorded a team-high 13 tackles (11), one INT and one pass defended...**(9/23) vs. LAC:** Recorded a team-leading 10 tackles (five), one pass defended and a blocked punt, the third of his career...**(9/27) vs. Min.:** Notched nine total tackles (five), two passes defended and one tackle for loss...**(10/7) at Sea.:** Tallied eight tackles (three) and two passes defended...Deflected a punt in the first quarter...**(10/14) at Den.:** Logged five tackles (four) and two passes defended...**(10/21) at SF:** Notched a team-high 10 tackles (eight), adding two sacks, three tackles for loss and two quarterback hits...Blocked a punt out of the end zone for a safety, his second blocked punt of the season and the fourth of his career...The blocked punt marked his second-consecutive season with multiple blocked punts...**(10/28) vs. GB:** Tallied a team-high eight tackles (seven) and one sack...Recorded a sack in consecutive weeks for the first time in his career...**(11/11) vs. Sea.:** Shared the team lead in tackles with nine (six) and one for loss and one pass defended...**(12/2) at Det.:** Totalled four tackles (two), including two for loss, one sack and one pass defended...**(12/9) at Chi.:** Logged six tackles (five), including one for loss...Reached 100 total tackles in a single season for the first time in his career...**(12/23) at Ari.:** Posted a team-leading nine tackles (seven) on defense and added one pass defended...**(12/30) vs. SF:** Totalled four tackles (three), two INTs, including one returned for a TD, and two passes defended...**Postseason: (1/12/19) vs. Dal.:** Tied for the team lead in tackles with seven (five) including one tackle for loss, adding one pass defended...Marked his first career postseason start...**(1/20/19) at NO:** Led the team with 12 tackles (11), a new postseason career high...**Super Bowl LIII (2/3/19) vs. NE:** Started at linebacker and saw action on special teams...Played all 72 defensive snaps, leading the team with 10 tackles (six)...Added two passes defended and his first-career postseason INT.

LITTLETON

2017 (with LAR): Played in all 16 games with four starts and played in one postseason game...Recorded 31 tackles (19 solo), one sack, one INT, three passes defended and one forced fumble...**(9/10) vs. Ind.:** Forced a fumble and added one tackle...Also tallied one special teams tackle...**(9/21) at SF:** Saw action on defense and special teams, registering one tackle...**(10/16) at Jac.:** Recorded two tackles...Blocked a punt that was returned for a TD...**(10/22) vs. Ari.:** Registered his first career pass defended...Tallied three special teams tackles...**(11/5) at NYG:** Recorded two tackles and one pass defended...Blocked a punt in the third quarter, his second blocked punt of the season...**(12/10) vs. Phi.:** Recorded four tackles (three) and one quarterback hit...Added one tackle on special teams...**(12/17) at Sea.:** Collected four tackles (two), including one for loss...Added two tackles on special teams...**(12/24) at Ten.:** Recorded a then-career-high seven tackles (three), while also posting his first career sack, one INT and one pass defended...**(12/31) vs. SF:** Finished with a career-high eight tackles (five)...**Postseason: (1/6/18) vs. Atl.:** Saw action at linebacker and on special teams...Notched one special teams tackle.

2016 (with LAR): Played in all 16 games on defense and special teams...Finished his rookie season with 13 tackles and nine special teams tackles...Recipient of the Carroll Rosenbloom Memorial Award as the club's top rookie...**(10/23) vs. NYG:** Recorded a personal-best two special teams tackles...**(11/20) vs. Mia.:** Appeared on both defense and special teams...Recorded his first career tackle...**(11/27) at NO:** Registered two tackles (one)...Added one special teams tackle...**(12/4) at NE:** Notched a career-high six tackles (five)...Recorded one special teams tackle...**(1/1/17) vs. Ari.:** Led the team with two special teams tackles.

COLLEGE: Played four years at Washington (2012-15), appearing in 49 games...Registered 178 career tackles (100 solo), 12.0 sacks, six passes defended, three forced fumble and two fumble recoveries...In 2015, started all 13 games, recording 65 tackles (39 solo), six sacks and two passes defended...Named honorable mention All-Pac-12...Finished 10th in the Pac-12 in sacks (six)...In 2014, played in all 14 games with four starts...Collected 37 tackles (22), one sack, one forced fumble and one fumble recovery...In 2013, started all 13 games at defensive end...Made 62 tackles, five sacks, two passes defended, one forced fumble and one fumble recovery...In 2012, played in nine games, had 14 tackles (six) and one forced fumble.

PERSONAL: Attended Mount Miguel High School in Spring Valley, Calif. ...Named first-team All-CIF San Diego Section and first-team All-East County as both a junior and senior at defensive end...As a senior, helped Mount Miguel to an 8-2 record and a berth in the quarterfinals of the CIF San Diego Section Division IV playoffs...Also played basketball.

ADDITIONAL STATISTICS: Touchdowns: 1, 12/30/18 vs. SF, 19-yard INT return. Blocked Punts: 2 in 2017, two in 2018; NFL totals: 4. Special teams tackles: 9 in 2016, 7 in 2017; NFL totals: 16.

SINGLE-GAME HIGHS: TACKLES: Total – 14, two times; last: 103/13/19 VS. sf. Solo – 8, two times; last: 9/8/19 at Car. Sacks – two, 10/21/18 at SF. Forced Fumbles – 1, three times; last: 11/10/19 at Pit. Fumbles Recovered – 1, four times; last: 12/29/19 vs. Ari. Interceptions – two, 12/30/18 vs. SF. Passes defended – two, seven times; last: 9/22/19 at Cle.

CORY LITTLETON'S CAREER STATISTICS

Year	Team	GP	GS	Total	TACKLES				Yds.	INTERCEPTIONS					FUMBLES		
					Solo	Asst.	Sacks	Yds.		No.	Yds.	Lg.	TD	PD	FF	FR	Yds.
2016	LA Rams	16	1	13	8	5	0.0	0.0	0	0	-	0	0	0	0	0	0
2017	LA Rams	16	4	31	19	12	1.0	6.0	1	2	2	0	4	1	0	0	
2018	LA Rams	16	16	125	90	35	4.0	43.0	3	48	22	1	13	0	0	0	
2019	LA Rams	16	16	134	75	56	3.5	25.0	2	32	26	0	9	2	4	16	
Totals		64	37	303	192	108	8.5	71.0	6	82	26	1	26	3	4	16	
POSTSEASON																	
2017	LA Rams	1	0	0	0	0	0.0	0.0	0	0	-	0	0	0	0	0	
2018	LA Rams	3	3	29	22	7	0.0	0.0	1	0	0	0	3	0	0	0	
Totals		4	3	29	22	7	0	0	1	0	0	0	3	0	0	0	

CORY LITTLETON GAME-BY-GAME 2019, LOS ANGELES RAMS (9-7)

Date	Opp.	W/L	GP/GS	TACKLES					INTERCEPTIONS					FUMBLES		
				Total	Solo	Asst.	Sacks	Yds.	No.	Yds.	Lg.	TD	PD	FF	FR	Yds.
9/8	at Car.	W	1/1	14	8	6	0.0	0.0	1	26	26	0	2	1	1	3
9/15	NO	W	1/1	8	5	3	0.0	0.0	0	0	-	0	2	0	0	0
9/22	at Cle.	W	1/1	4	3	1	0.0	0.0	0	0	-	0	2	0	0	0
9/29	TB	L	1/1	8	3	5	0.0	0.0	0	0	-	0	0	0	0	0
10/3	at Sea.	L	1/1	7	3	4	0.0	0.0	0	0	-	0	0	0	0	0
10/13	SF	L	1/1	14	9	5	0.0	0.0	0	0	-	0	1	0	1	10
10/20	at Atl.	W	1/1	3	3	0	1.0	8.0	1	6	6	0	1	0	0	0
10/27	Cin.	W	1/1	8	4	4	0.5	3.0	0	0	-	0	0	0	0	0
11/10	at Pit.	L	1/1	13	8	5	0.0	0.0	0	0	-	0	0	1	1	3
11/17	Chi.	W	1/1	3	1	2	0.0	0.0	0	0	-	0	0	0	0	0
11/25	Bal.	L	1/1	12	4	8	0.0	0.0	0	0	-	0	0	0	0	0
12/1	at Ari.	W	1/1	8	6	2	1.0	11.0	0	0	-	0	0	0	0	0
12/8	Sea.	W	1/1	10	8	2	0.0	0.0	0	0	-	0	0	0	0	0
12/15	at Dal.	L	1/1	12	4	8	0.0	0.0	0	0	-	0	0	0	0	0
12/21	at SF	L	1/1	7	6	1	0.0	0.0	0	0	-	0	1	0	0	0
12/29	Ari.	W	1/1	3	3	0	1.0	3.0	0	0	-	0	0	0	1	0
Totals			16/16	134	78	56	3.5	25.0	2	32	26	0	9	2	4	16

2018, LOS ANGELES RAMS (13-3)

Date	Opp.	W/L	GP/GS	TACKLES					INTERCEPTIONS					FUMBLES		
				Total	Solo	Asst.	Sacks	Yds.	No.	Yds.	Lg.	TD	PD	FF	FR	Yds.
9/10	at Oak.	W	1/1	13	11	2	0.0	0.0	1	7	7	0	1	0	0	0
9/16	Ari.	W	1/1	3	3	0	0.0	0.0	0	0	-	0	0	0	0	0
9/23	LAC	W	1/1	10	5	5	0.0	0.0	0	0	-	0	1	0	0	0
9/27	Min.	W	1/1	9	5	4	0.0	0.0	0	0	-	0	2	0	0	0
10/7	at Sea.	W	1/1	8	3	5	0.0	0.0	0	0	-	0	2	0	0	0
10/14	at Den.	W	1/1	5	4	1	0.0	0.0	0	0	-	0	2	0	0	0
10/21	at SF	W	1/1	10	8	2	2.0	19.0	0	0	-	0	0	0	0	0
10/28	GB	W	1/1	8	7	1	1.0	14.0	0	0	-	0	0	0	0	0
11/4	at NO	L	1/1	9	7	2	0.0	0.0	0	0	-	0	0	0	0	0
11/11	Sea.	W	1/1	8	6	2	0.0	0.0	0	0	-	0	1	0	0	0
11/19	KC	W	1/1	8	7	1	0.0	0.0	0	0	-	0	0	0	0	0
12/2	at Det.	W	1/1	4	2	2	1.0	10.0	0	0	-	0	1	0	0	0
12/9	at Chi.	L	1/1	7	5	2	0.0	0.0	0	0	-	0	0	0	0	0
12/16	Phi.	L	1/1	10	7	3	0.0	0.0	0	0	-	0	0	0	0	0
12/23	at Ari.	W	1/1	9	7	2	0.0	0.0	0	0	-	0	1	0	0	0
12/30	SF	W	1/1	4	3	1	0.0	0.0	2	41	22	1	2	0	0	0
Totals			16/16	125	90	35	4.0	43.0	3	48	22	1	13	0	0	0
POSTSEASON																
1/12/19	Dal.	W	1/1	7	5	2	0.0	0.0	0	0	-	0	1	0	0	0
1/20/19	at NO	W	1/1	12	11	1	0.0	0.0	0	0	-	0	0	0	0	0
2/3/19	NE	L	1/1	10	6	4	0.0	0.0	1	0	0	0	2	0	0	0
Totals			3/3	29	22	7	0.0	0.0	1	0	0	0	3	0	0	0

LITTLETON

CORY LITTLETON GAME-BY-GAME 2017, LOS ANGELES RAMS (11-5)

Date	Opp.	W/L	GP/GS	TACKLES						INTERCEPTIONS				FUMBLES		
				Total	Solo	Asst.	Sacks	Yds.	No.	Yds.	Lg.	TD	PD	FF	FR	Yds.
9/10	Ind.	W	1/0	1	1	0	0.0	0.0	0	0	-	0	0	1	0	0
9/17	Was.	L	1/0	0	0	0	0.0	0.0	0	0	-	0	0	0	0	0
9/21	at SF	W	1/0	1	1	0	0.0	0.0	0	0	-	0	0	0	0	0
10/1	at Dal.	W	1/0	0	0	0	0.0	0.0	0	0	-	0	0	0	0	0
10/8	Sea.	L	1/1	2	2	0	0.0	0.0	0	0	-	0	0	0	0	0
10/15	at Jac.	W	1/0	2	0	2	0.0	0.0	0	0	-	0	0	0	0	0
10/22	Ari.	W	1/0	0	0	0	0.0	0.0	0	0	-	0	1	0	0	0
11/5	at NYG	W	1/0	2	2	0	0.0	0.0	0	0	-	0	1	0	0	0
11/12	Hou.	W	1/0	0	0	0	0.0	0.0	0	0	-	0	1	0	0	0
11/19	at Min.	L	1/0	0	0	0	0.0	0.0	0	0	-	0	0	0	0	0
11/26	NO	W	1/0	0	0	0	0.0	0.0	0	0	-	0	0	0	0	0
12/3	at Ari.	W	1/0	0	0	0	0.0	0.0	0	0	-	0	0	0	0	0
12/10	Phi.	L	1/1	4	3	1	0.0	0.0	0	0	-	0	0	0	0	0
12/17	at Sea.	W	1/0	4	2	2	0.0	0.0	0	0	-	0	0	0	0	0
12/24	at Ten.	W	1/1	7	3	4	1.0	6.0	1	2	2	0	1	0	0	0
12/31	SF	L	1/1	8	5	3	0.0	0.0	0	0	-	0	0	0	0	0
Totals			16/4	31	19	12	1.0	6.0	1	2	2	0	4	1	0	0
POSTSEASON																
1/6/18	Atl.	L	1/0	0	0	0	0.0	0.0	0	0	-	0	0	0	0	0

2016, LOS ANGELES RAMS (4-12)

Date	Opp.	W/L	GP/GS	TACKLES						INTERCEPTIONS				FUMBLES		
				Total	Solo	Asst.	Sacks	Yds.	No.	Yds.	Lg.	TD	PD	FF	FR	Yds.
9/12	at SF	L	1/0	0	0	0	0.0	0.0	0	0	-	0	0	0	0	0
9/18	Sea.	W	1/0	0	0	0	0.0	0.0	0	0	-	0	0	0	0	0
9/25	at TB	W	1/0	0	0	0	0.0	0.0	0	0	-	0	0	0	0	0
10/2	at Ari.	W	1/0	0	0	0	0.0	0.0	0	0	-	0	0	0	0	0
10/9	Buf.	L	1/0	0	0	0	0.0	0.0	0	0	-	0	0	0	0	0
10/16	at Det.	L	1/0	0	0	0	0.0	0.0	0	0	-	0	0	0	0	0
10/23	NYG	L	1/0	0	0	0	0.0	0.0	0	0	-	0	0	0	0	0
11/6	Car.	L	1/0	0	0	0	0.0	0.0	0	0	-	0	0	0	0	0
11/13	at NYJ	W	1/0	0	0	0	0.0	0.0	0	0	-	0	0	0	0	0
11/20	Mia.	L	1/0	1	0	1	0.0	0.0	0	0	-	0	0	0	0	0
11/27	at NO	L	1/0	2	1	1	0.0	0.0	0	0	-	0	0	0	0	0
12/4	at NE	L	1/0	6	5	1	0.0	0.0	0	0	-	0	0	0	0	0
12/11	Atl.	L	1/1	2	1	1	0.0	0.0	0	0	-	0	0	0	0	0
12/15	at Sea.	L	1/0	2	1	1	0.0	0.0	0	0	-	0	0	0	0	0
12/24	SF	L	1/0	0	0	0	0.0	0.0	0	0	-	0	0	0	0	0
1/1/17	Ari.	L	1/0	0	0	0	0.0	0.0	0	0	-	0	0	0	0	0
Totals			16/1	13	8	5	0.0	0.0	0	0	-	0	0	0	0	0



MARCUS MARIOTA

Position: **Quarterback**

HT/WT: **6-4/222**

Acquired: **UFA-'20 (Ten.)**

Hometown: **Honolulu, Hawaii**

College: **Oregon**

Born: **10/30/93**

NFL Season: **6**

Raiders Season: **1**



TRANSACTIONS: Selected by Tennessee Titans in the first round (second overall) of the 2015 NFL Draft, April 30, 2015...Signed by Las Vegas Raiders as an unrestricted free agent, March 25, 2020.

CAREER: Veteran quarterback enters his sixth NFL season after spending the first five years of his career with the Tennessee Titans (2015-19), having been picked by the club second overall in the 2015 NFL Draft...In 2019, started in 6-of-7 appearances, completing 95-of-160 attempts for 1,203 yards, seven TDs to just two INTs for a passer rating of 92.3...From 2015-18, passed for 12,004 yards and recorded 69 TD passes, all while adding 1,270 yards on the ground and an additional 11 TDs...His 1,270 rushing yards and 11 TDs scores over that span ranked fifth in the NFL among all quarterbacks...In 2018, completed 228-of-331 passes for 2,528 yards and 11 scores against eight INTs, while carrying the ball 64 times for a career-high 257 yards and two scores...The 2017 season was highlighted by Mariota leading the Titans to their first playoff berth in nine years and first postseason victory since January of 2004...He completed a career-best 281-of-453 passes for 3,232 yards and 13 TDs while putting together five game-winning drives, one of which led to the team's postseason victory over the Kansas City Chiefs...He also added 312 rushing yards on 60 attempts while tallying a career-high five rushing TDs...From 2015-16, he logged a 93.8 passer rating, good for the sixth-best passer rating in NFL history through a player's first two campaigns...Also totaled 16 multi-TD games through the air in his first two years that ranked tied for third all-time in NFL history with QBs Peyton Manning and Russell Wilson, trailing only Dan Marino (22) and Derek Carr (17)...In 2016, completed 276-of-451 passes, earning career highs in yards (3,426), TD passes (26) and passer rating (95.6) en route to being named a Pro Bowl alternate...Ranked fourth in the AFC and 10th in the NFL in passer rating, while finishing sixth in the AFC and 10th in the NFL in TD passes...As a rookie in 2015, became the first rookie in club history to start in Week 1...Among the many rookie franchise records were his completions (230), completion percentage (62.1 percent), passing yards (2,818), passer rating (91.5) and TD passes (19)...His passer rating of 91.5 and completion percentage of 62.1 percent ranked as the fifth-best mark posted by a rookie in NFL history...Career totals include starting in 61-of-63 appearances for the Titans, completing 1,110-of-1,765 passes (62.9 percent) for 13,207 yards, 76 TDs to 44 INTs for a passer rating of 89.6...Also added 242 carries for 1,399 yards (5.8 avg.) and 11 rushing scores...In postseason actions, appeared in five contests with two starts, completing 41-of-68 passes for 459 yards, four TDs against one INT to earn a passer rating of 94.1, while logging 13 rush attempts for 88 yards (6.8 avg.).

2019 (with Ten.): Started in six of the season's first seven games, completing 95-of-160 pass attempts for 1,203 yards with seven TDs and two INTs for a passer rating of 92.3...Added 24 rushing attempts for 129 yards, marking the fourth consecutive season averaging at least five yards per carry...**(9/8) at Cle.:** Completed 14-of-24 passes for 248 yards and three TDs to earn a passer rating of 133.3...**(9/15) vs. Ind.:** Recorded 19 completions on 28 pass attempts for a season-high 67.9 completion percentage, totaling 154 yards and one TD to earn a passer rating of 93.5...**(9/19) at Jac.:** Finished completing 23-of-40 passes for a season-high 304 yards for a passer rating of 81.7...**(9/29) at Atl.:** Completed 18-of-27 attempts for 227 yards and tied a season high with three TD passes, earning a 129.7 passer rating...**(10/6) vs. Buf.:** Ended the day 13-of-22 for 183 yards for a passer rating of 86.0.

2018 (with Ten.): Played in 14 games with 13 starts and completed 228 of 331 passes for 2,528 yards with 11 TDs and eight INTs for a 92.3 passer rating...Set a career-high with a franchise-best 68.9 completion percentage...Also rushed 64 times for a career-best 357 yards and two TDs...Engineered three game-winning drives (at Jac., vs. PHI, vs. NYJ)...Led the team in rushing

AT A GLANCE

- A former second overall pick in the 2015 NFL Draft by the Tennessee Titans who has started in 61-of-63 appearances and completed 1,110-of-1,765 passes (62.9 percent) for 13,207 yards, 76 TDs to 44 INTs for a passer rating of 89.6 and added 242 carries for 1,399 yards (5.8 avg.) and 11 rushing scores.
- On the Titans' all-time passing lists, ranks first in completion percentage (62.9) and passer rating (89.6), while ranking fifth in career attempts (1,765), completions (1,110), yards (13,207) and TDs (76).
- Ranks third among Titans' quarterbacks in career rushing yards (1,399) and is tied for fourth in career rushing TDs (11).
- In 2018, became the fifth quarterback in NFL history with at least 12,000 passing yards (12,004) and 1,200 rushing yards (1,270) in his first four seasons, joining QBs Russell Wilson, Cam Newton, Jeff Garcia and Blake Bortles.
- The 2017 season was highlighted by Mariota leading the Titans to their first playoff berth in nine years and first postseason victory since January of 2004, as he completed a career-best 281-of-453 passes for 3,232 yards and 13 TDs while putting together five game-winning drives, one of which led to the team's postseason victory over the Kansas City Chiefs.
- In 2016, completed 276-of-451 passes, earning career highs in yards (3,426), TD passes (26) and passer rating (95.6) en route to being named a Pro Bowl alternate, ranking fourth in the AFC and 10th in the NFL in passer rating, while finishing sixth in the AFC and 10th in the NFL in TD passes.
- From 2015-16, totaled 16 multi-TD games through the air in his first two years that ranked tied for third all-time in NFL history with QBs Peyton Manning and Wilson, trailing only Dan Marino (22) and Derek Carr (17).
- As a rookie in 2015, set rookie franchise records for completions (230), completion percentage (62.1 percent), passing yards (2,818), passer rating (91.5) and TD passes (19), with his passer rating of and completion percentage age ranking as the fifth-best mark posted by a rookie in NFL history.
- Was one of the most prolific football players in college history, playing three seasons at Oregon (2012-14) and breaking nearly every major passing record for the school, totaling 10,796 career passing yards and 105 TD passes, while also setting program marks in career total offense (13,033 yards), completions (779), rushing yards by a quarterback (2,237), completion percentage (66.8), total TDs (136) and total points accounted for (816) en route to becoming the first quarterback to be named a three-time All-Pac-12 selection and the Ducks' first Heisman Trophy winner and the first Heisman winner from the state of Hawaii.

yards three times...Named AFC Offensive Player of the Week, his fourth such career honor, for his performance against the Eagles in Week 4...Also eclipsed the 10,000-yard career passing mark and the 1,000-yard career rushing mark in Week 4, becoming the third player in franchise history to accomplish the feat...**(9/23) at Jac.:** Completed 12-of-18 attempts for 100 yards while engineering his 10th career comeback performance...Added seven carries for 51 yards...**(9/30) vs. Phi.:** Named AFC Offensive Player of the Week after completing a career-high 30 passes for 344 yards with two TDs and an INT for a 99.4 passer rating... Led the team with 10 rushes and 46 yards with a rushing score...Produced a career-best 390 combined yards...Converted a pair of fourth downs during the Titans' game-winning drive...Gave the Titans' a 26-23 overtime victory with a 10-yard TD pass on third-and-10 with five seconds remaining in the extra frame...**(10/21) at IAC:** Completed 24-of-32 passes for 237 yards with one TD and one INT for a 92.8 passer rating...Rushed seven times for 38 yards...**(11/5) at Dal.:** Completed 21-of-29 passes for 240 yards with two TDs for a 119.9 passer rating...Rushed 10 times for 32 yards with a rushing score...**(11/11) vs. NE:** Ended the day completing 16-of-24 passes for 228 yards with two TDs for a 125.0 passer rating...Logged two carries for 21 yards...**(11/26) at Hou.:** Completed 22-of-23 passes for 303 yards with two TDs for a season-best 147.7 passer rating...Completed 19 consecutive passes to begin the contest...His completion rate of 95.7 percent set a franchise record and was the second-highest single-game completion percentage in NFL history (minimum 20 attempts)...**(12/2) vs. NYJ:** Posted his 12th career game-winning drive while completing 20-of-35 passes for 282 yards, two TDs and one INT for a 90.4 passer rating...Began the team's game-winning TD drive with a 25-yard scramble and gave the club a 26-22 lead with an 11-yard TD strike to WR Corey Davis on third-and-seven with 36 seconds remaining in the fourth quarter.

2017 (with Ten.): Started 15 games and completed 281-of-453 passes for 3,232 yards with 13 TDs and 15 INTs...Posted 60 carries for 312 yards with a career-best five rushing TDs...Started his first two career postseason contests and finished 41-of-68 for 459 yards with four TDs and an INT...Added 12 carries for 83 yards...Tied for second on the team with five rushing TDs...**(9/17) at Jac.:** Completed 15-of-27 pass attempts for 215 yards with one TD and one INT...Added six carries for 24 yards...**(9/24) vs. Sea.:** Completed 20-of-32 passes for 225 yards and two TDs for a passer rating of 104.3, while adding seven carries for 27 yards...**(10/1) at Hou.:** Exited the game early due to injury...**(10/16) vs. Ind.:** Finished the day completing 23-of-32 passes for 305 yards and one TD, earning a passer rating of 99.2...**(10/22) at Cle.:** Completed 21-of-34 passes for 203 yards and carried the ball one time for eight yards...Credited with his sixth career game-winning drive in 33 career starts...**(11/5) vs. Bal.:** Ended the day completing 19-of-28 passes for 218 yards with two TDs and an INT for a 100.0 passer rating...Added three rushes for six yards...Gave the Titans a 10-3 lead with a 16-yard TD toss to WR Richard Matthews with 1:04 left to play in the opening quarter...With the score, he reached 50 career TD passes and did so in his 34th career game, ranking second in franchise history...Also attempted his 1,000th career pass in the first quarter...Among all quarterbacks attempting their first 1,000 career passes, his 92.0 passer rating ranked eighth in NFL history...**(11/12) vs. Cin.:** Engineered his seventh career comeback performance, completing 25 passes on a career-high 44 pass attempts for 264 with a TD and an INT...Gave the Titans a 24-20 advantage with the game-winning scoring pass to RB DeMarco Murray from seven yards out with 36 seconds remaining in the game...Finished completing 17-of-25 passes for 184 yards with a TD and two INTs while orchestrating his eighth career comeback performance...**(12/17) at SF:** Ended the day completing 23-of-33 passes for 241 yards with two TDs for a 110.8 passer rating...Notched two carries for four yards...**(12/31) vs. Jac.:** Completed 12-of-21 attempts for 134 yards and added one TD...Led the club with 60 rushing yards on a season-high 10 carries...Helped seal the victory with a 13-yard scramble on third-and-5 with 2:00 remaining in the fourth quarter...**Postseason: (1/6/18) at KC:** Started at quarterback in his first career postseason game and completed 19-of-31 pass attempts for 205 yards, adding two TDs and an INT for a passer rating of 88.8...Carried the ball eight times for 46 yards and added a 6-yard TD reception...Extended the Titans' first TD drive with an 11-yard scramble on third-and-9 in the third quarter...On third-and-goal from the 6-yard line in the third quarter, hauled in one of his own batted pass attempts and took it into the end zone for the score...Became the first quarterback to catch a TD pass in a playoff game since the 1970 AFC-NFC merger...Also became the first quarterback in league history to complete a TD pass to himself in the playoffs...Including regular season games, he also became the second quarterback in NFL history to complete a TD pass to himself...Gave the Titans a 22-21 lead with a 22-yard TD pass to WR Eric Decker with 6:06 remaining in the game and helped seal the victory with a key block on RB Derrick Henry's 22-yard run for a first down on third-and-10 with 1:53 remaining in the game...Finished completing 12-of-18 passes for 123 yards and two TDs in the second half for a passer rating of 123.1, while totaling six third-down conversions via pass or run...**(1/13/18) at NE:** Started in his second career postseason appearance and completed 22-of-37 pass attempts for 254 yards and two TDs to earn a passer rating of 98.3 passer rating...Led the club with 37 rushing yards on four carries.

2016 (with Ten.): Started 15 games at quarterback and finished the season completing 276-of-451 passes for 3,426 yards, adding 26 TD passes to just nine INTs...Carried the ball 60 times for 349 yards and two TDs...Ranked fourth in the AFC and 10th in the NFL with a 95.6 passer rating...Ranked sixth in the AFC and tied for 10th in the NFL with 26 TD passes...Completed 50 passes of at least 20 yards...Registered two game-winning drives against Detroit and Kansas City...Notched seven contests with a passer rating of 100.0 or better...Named AFC Offensive Player of the Week for his performance against Green Bay in Week 10...Also earned AFC Offensive Player of the Month honors for November after completing 86-of-130 passes for 1,124 yards with 11 TDs and just two INTs for a 115.0 passer rating, in addition to rushing for 89 yards and an additional score...Became the third quarterback in franchise history to throw at least 25 TD passes in a season, joining QBs George Blanda and Warren Moon...**(9/11) vs. Min.:** Completed 25-of-41 passes in the season opener for 271 yards with two TDs and one INT...Added four carries for 19 yards...Became the 17th player in franchise history to reach 3,000 career passing yards...**(9/18) at Det.:** Finished the day completing 25-of-33 pass attempts for 238 yards with two TDs and one INT for a 102.8 passer rating...Registered his third career comeback performance...In the fourth quarter, completed 11-of-13 passes for 107 yards, two TDs and a 140.5 passer rating...On the game-winning drive, he completed all nine of his attempts for 74 yards and a TD...**(10/9) at Mia.:** Ended the day completing 20-of-29 pass attempts for 163 yards with three TDs for a 117.5 passer rating...Also rushed seven times for 60 yards with his first rushing TD of the season...**(10/16) vs. Cle.:** Completed 17-of-24 attempts for 284 yards with three TDs and an INT for a then season-best 132.6 passer rating...Rushed seven times for 64 yards...In the first half, reached the 4,000-yard career passing mark, becoming the 13th player in franchise history to total at least 4,000 passing yards...**(10/23) vs. Ind.:** Connected on 22-of-37 passes for 232 yards with two TDs, earning a passer rating of 95.8...**(10/27) vs. Jac.:** Finished completing 18-of-22 attempts for 270 yards and two TDs for a 148.1 passer rating...**(11/6) at SD:** Ended 27-of-43 with 313 yards through the air, three TDs and two INTs, while recording three carries for 14 yards and an additional score...**(11/13) vs. GB:** Recognized as the AFC Offensive Player of the Week after connecting on 19-of-26 passes for 295 yards with four TDs for a season-high 149.8 passer rating...Accounted for four total TDs for the sixth time in his career, the most in NFL history through a player's first 22 contests...Completed 73.1 percent of his passes to become the first quarterback in NFL history with three games with a 70.0-plus completion percentage, at least four TD

passes and no INTs in his first two seasons...**(11/20) at Ind.:** Finished completing 25-of-38 pass attempts for 290 yards, two TDs and a passer rating of 106.2...Also rushed five times for 29 yards...Set a new franchise record with his seventh consecutive game with multiple TD passes, breaking Warren Moon's mark accomplished in 1987...**(11/27) at Chi.:** Finished 15-of-23 on the day for 226 yards and two TDs, earning a passer rating of 126.4...Also rushed four times for 46 yards and extended his multi-TD streak to eight games...**(12/11) vs. Den.:** Ended with six completions on 20 attempts for 88 yards, rushing a season-high eight times for 38 yards...**(12/18) at KC:** Completed 19-of-33 passes for 241 yards with one INT...Earned his fourth career comeback performance...In the second quarter, reached the 6,000-yard passing mark for his career and in doing so, became the seventh player in NFL history with at least 6,000 passing yards and 600 rushing yards in his first two seasons, joining Jeff Garcia (1999-2000), Cam Newton (2011-2012), Robert Griffin (2012-2013), Russell Wilson (2012-2013), Andrew Luck (2012-2013) and Blake Bortles (2014-2015)...**(12/24) at Jac.:** Completed eight-of-20 passes for 99 yards with one TD before exiting the game early due to injury.

2015 (with Ten.): Started 12 games at quarterback and set franchise rookie records with 230 completions, 370 pass attempts, 2,818 passing yards and 19 passing TDs...Finished second on the team with 252 rushing yards with two TDs...Became the first player in NFL history to pass for at least 250 yards with three TDs and rush for more than 100 yards in the same game against Jacksonville (Dec. 6, 2015)...Notched four games with at least three TD passes, tying QB Peyton Manning (1998) for the most ever by an NFL rookie...Made his NFL debut and first career start in Week 1 at Tampa Bay and became the second rookie in NFL history to throw at least three TD passes in a season opener, joining former Vikings QB Fran Tarkenton...Became the first quarterback in NFL history to record six total TD passes within the first two games of his career...His 129.9 passer rating was the highest rating by any Super Bowl-era quarterback (since 1966) in his first two career starts...Named NFL Offensive Rookie of the Month for September after completing 61-of-96 passes for 833 yards with eight TDs for a 110.3 passer rating...Earned two AFC Offensive Player of the Week honors...He was the first player since at least 1933 with a perfect passer rating in his first game (min. 10 attempts) and the first player in the Super Bowl era (since 1966) with a perfect rating in his first start (min. 10 attempts)...Broke his own franchise rookie record with 371 passing yards in Week 9 at New Orleans, topping the 367 yards he recorded in Week 3 against the Indianapolis Colts...Rushed for a career-high 112 yards in Week 13 against Jacksonville, the most by a quarterback in franchise history in a single game...**(9/13) at TB:** Named AFC Offensive Player of the Week in Week 1 after completing 13-of-15 passes for 209 yards with four TD passes to record a perfect passer rating of 158.3...Became the first quarterback in franchise history to start the opening game of his rookie season...**(9/20) at Cle.:** Finished completing 21-of-37 passes for 257 yards with two TD passes for a 96.3 passer rating...Rushed three times for 19 yards...**(9/27) vs. Ind.:** Finished completing 27-of-44 passes for 367 yards with two TDs and two INTs...**(10/11) vs. Buf.:** Completed 21-of-32 pass attempts for 187 yards with one INT...Also led the team with 47 rushing yards on five carries...**(10/18) vs. Mia.:** Connected on 21-of-33 passes for 219 yards with a TD and two INTs...**(11/8) at NO:** Named AFC Offensive Player of the Week after completing 28-of-39 passes for franchise rookie record 371 yards with four TDs in leading the Titans to a 34-28 overtime victory...With four TD passes, improved his season total to 13 and broke the franchise's single-season rookie record for TD passes...**(11/15) vs. Car.:** Completed 16-of-24 passes for 185 yards with an INT...**(11/19) at Jac.:** Ended the day completing 22-of-35 passes for 231 yards...**(11/29) vs. Oak.:** Finished completing 17-of-37 passes for 218 yards with three TDs and two INTs...During the fourth quarter, broke QB Vince Young's franchise record for the most passing yards during a rookie season...**(12/6) vs. Jac.:** Completed 20-of-29 attempts for 268 yards with three TDs and an INT to earn a passer rating of 118.2...Rushed nine times for a career-best 112 yards with a TD...Became the only player in NFL history to pass for at least 250 yards with three TDs and rush for more than 100 yards in the same game...His 112 rushing yards are the most by a quarterback in franchise history in a single game...The 87-yard TD run was the longest run in franchise history by a quarterback, the third longest run by a quarterback in NFL history and the fifth-longest run overall for the team...**(12/13) at NYJ:** Ended the day completing 21-of-39 passes for 274 yards and one INT...Collected his first career reception which resulted in a 41-yard TD...Became the first player since RB Walter Payton in 1983 to record TDs of at least 40 yards passing, rushing and receiving in the same season...**(12/20) at NE:** Completed three of six passes for 32 yards before leaving the game in the second quarter with an injury.

COLLEGE: Played three seasons at Oregon (2012-14), breaking nearly every major passing record for the school, totaling 10,796 career passing yards and 105 TD passes...Became the first quarterback to be named a three-time All-Pac-12 selection...Started every game over his career, earning a 36-5 record...Tallied at least one TD pass in every game, and is one of four players in FBS history to pass for 10,000 yards and rush for 2,000 yards (2,237) in a career, joining QBs Dan LeFevour, Robert Griffin III and Colin Kaepernick...His career passing statistics included 1,167 attempts, 779 completions, 10,796 yards, 105 TDs, 14 INTs and an efficiency rating of 171.8...Additionally, rushed 337 times for 2,237 yards and 29 TDs and recorded two TD receptions...Set Oregon records for career total offense (13,033 yards), passing yards (10,796), completions (779), TD passes (105), rushing yards by a quarterback (2,237), completion percentage (66.8), total TDs (136) and total points accounted for (816)...He was the 14th player in conference history to eclipse the 10,000-yard barrier in total offense, and he ended his career ranked seventh all-time in Pac-12 career passing yards...Posted at least one TD pass in all 41 games in which he played, good for second in NCAA history behind QB Rakeem Cato (46)...As a junior in 2014, started all 15 games en route to the team's appearance in the College Football Playoff Championship Game...Completed 304-of-445 pass attempts for 4,454 yards (third in FBS) with 42 TDs (second) and four INTs...Rushed 135 times for 770 yards and 15 TDs...Had the nation's top passer efficiency rating at 181.7...Became the Ducks' first Heisman Trophy winner and the first Heisman winner from the state of Hawaii...Also became Oregon's second unanimous first-team All-American of all time...Also honored as the Player of the Year by the Associated Press and the Walter Camp Football Foundation, the Maxwell Award, the Davey O'Brien National Quarterback Award and the Johnny Unitas Golden Arm Award...Named Pac-12 Offensive Player of the Year and 2015 Rose Bowl Offensive MVP...His 58 total TDs – 42 passing, 15 rushing and one receiving – set the single-season conference record, breaking QB Matt Barkley's (USC) mark of 41 from 2011...His passing TDs also marked a new conference best...Against Florida State, recorded a season-high 26 completions on 36 attempts for 338 yards, scoring two TDs through the air and one on the ground in the College Football Playoff Semifinal Rose Bowl victory...From 2012 to 2013, set the Pac-12 record with 353 consecutive passes without an INT...Became the only player in league history to put together multiple INT-free streaks of 200 attempts or more...As a sophomore in 2013, started all 13 games and was 245-of-386 passing (65.8 percent) for 3,665 yards, 31 TDs and four INTs, rushing 96 times for 715 yards and nine TDs...Named first-team All-Pac-12 for the second consecutive season and named Oregon's Most Inspirational Player in a vote of his teammates...Led the Pac-12 in passing efficiency (167.7), passing yards per completion (14.96 avg.) and total points responsible for (240)...Nationally, rated ninth in total offense (336.9), 12th in TD passes (31) and 14th in passing yards per game (281.9)...Became the first player in school history to eclipse 4,000 yards of total offense in a single season (4,380)...Set school records that year for most points responsible for, completions (245) and most total TDs (40), and finished second on the single-season passing yards list (3,665)...

MARIOTA

Broke Pac-12 and Oregon marks for consecutive pass attempts without an INT in both a single season (285) and a career (353)... Extended his streak of tossing at least one touchdown pass in every game of his career (26)...As a redshirt freshman in 2012, started all 13 games and finished completing 230-of-336 pass attempts for 2,677 yards with 32 TDs and to just six INTs...Also rushed 106 times for 752 yards and five TDs...Named honorable mention All-American and Pac-12 Offensive Freshman of the Year honors, becoming the Pac-12's first freshman quarterback to earn first-team all-league honors in 23 years...Recorded at least one TD pass in every game and set a conference freshman record for most TD passes in a season...Led the conference and ranked seventh in the country in passing efficiency (163.23)...Also led the league in completion percentage (68.45), falling just short of the NCAA freshman record of 69.5 percent (Sam Bradford, Oklahoma, 2007)...That year, finished second on Oregon's single-season total offensive yards list (3,429) and ninth in passing yards (2,677)...Redshirted in 2011.

PERSONAL: Attended Saint Louis High School in Honolulu, Hawaii, where as a senior he threw for 2,597 yards on 165-of-255 passing (64.7 percent), including 32 TDs against only five INTs...Guided the Crusaders to an 11-1 record and a state title...Also recorded 60 carries for 455 yards (7.6 avg.) and seven scores...Rated a four-star recruit by 247Sports.com and garnered three stars from both Rivals.com and Scout.com...Rated the No. 6 recruiting prospect in the state of Hawaii and No. 12 overall quarterback in the nation by Rivals.com...Named PrepStar Magazine All-West Region, Interscholastic League of Honolulu Offensive Player of the Year and first-team All-IH...Played in the NUC All-World Gridiron Classic, a high school all-star bowl in Columbia, S.C. ...Earned a degree in general science.

SINGLE-GAME HIGHS: PASSING: Attempts – 44, two times; last: 11/12/17 vs. Cin. Completions – 30, 9/30/18 vs. Phi. Yards – 371, 11/8/15 at NO. Long – 75t, two times; last: 9/8/19 at Cle. Touchdowns – 4, three times; last: 11/13/16 at Cle. Interceptions – 4, 11/16/17 at Pit. Rating – 158.3, 9/13/15 at TB. RUSHING: Attempts – 10, three times; last: 11/5/18 at Dal. Yards – 112, 12/6/15 vs. Jac. Long – 87t, 12/6/15 vs. Jac.

MARCUS MARIOTA'S CAREER STATISTICS

Year	Team	PASSING											RUSHING					
		GP	GS	Att.	Cmp.	Yds.	Pct.	Yds./Att.	TD	INT	Lg.	Sk./Lst.	Rtng.	Att.	Yds.	Avg.	Lg.	TD
2015	Tennessee	12	12	370	230	2,818	62.2	7.6	19	10	61t	38/258	91.5	34	252	7.4	87t	2
2016	Tennessee	15	15	451	276	3,426	61.2	7.6	26	9	60	23/156	95.6	60	349	5.8	41	2
2017	Tennessee	15	15	453	281	3,232	62.0	7.1	13	15	75t	27/173	79.3	60	312	5.2	34t	5
2018	Tennessee	14	13	331	228	2,528	68.9	7.6	11	8	61t	42/243	92.3	64	357	5.6	27	2
2019	Tennessee	7	6	160	95	1,203	59.4	7.5	7	2	75t	25/162	92.3	24	129	5.4	15	0
Totals		63	61	1,765	1,110	13,207	62.9	7.5	76	44	75t	171/1,042	90.7	242	1,399	5.8	87t	11
Postseason																		
2015	Tennessee	2	2	68	41	459	60.3	6.8	4	1	36	10/62	93.9	12	83	6.9	17	0
2019	Tennessee	3	0	1	1	4	100.0	4.0	4	0	0	0/0	83.3	1	5	5.0	5	0
Totals		5	2	69	42	61	463.0	6.7	4	1	36	10/62	94.1	13	88	6.8	17	0

MARCUS MARIOTA GAME-BY-GAME

2019, TENNESSEE (9-7)

Date	Opp.	W/L	GP/GS	PASSING											RUSHING				
				Att.	Cmp.	Yds.	Pct.	Yds./Att.	TD	INT	Lg.	Sk./Lst.	Rtng.	Att.	Yds.	Avg.	Lg.	TD	
9/8	at Cle.	W	1/1	24	14	248	58.3	10.3	3	0	75t	4/32	133.3	3	24	8.0	13	0	
9/15	Ind.	L	1/1	28	19	154	67.9	5.5	1	0	25	4/35	93.5	5	32	6.4	15	0	
9/19	at Jac.	L	1/1	40	23	304	57.5	7.6	0	0	47	9/55	81.7	6	34	5.7	12	0	
9/29	at Atl.	W	1/1	27	18	227	66.7	8.4	3	0	55t	0/0	129.7	3	22	7.3	11	0	
10/6	Buf.	L	1/1	22	13	183	59.1	8.3	0	0	57	5/33	86.0	5	13	2.6	4	0	
10/13	at Den.	L	1/1	18	7	63	38.9	3.5	0	2	17	3/7	9.5	2	4	2.0	5	0	
10/20	LAC	W																	
10/27	TB	W																	
11/3	at Car.	L																	
11/10	KC	W																	
11/24	Jac.	W																	
12/1	at Ind.	W																	
12/8	at Oak.	W																	
12/15	Hou.	L																	
12/22	NO	L																	
12/29	at Hou.	W	1/0	1	1	24	100.0	24.0	0	0	24	0/0	118.8	0	0	-	-	0	
Totals			7/6	160	95	1,203	59.4	7.5	7	2	75t	25/162	92.3	24	129	5.4	15	0	
Postseason																			
1/4/20	at NE	W	1/0	1	1	4	100.0	4.0	0	0	4	0/0	83.3	0	0	-	-	0	
1/11/20	at Bal.	W	1/0	0	0	0	-	-	0	0	-	0/0	-	0	0	-	-	0	
1/19/20	at KC	L	1/0	0	0	0	-	-	0	0	-	0/0	-	1	5	5.0	5	0	
Totals			3/0	1	1	4	100.0	4.0	0	0	4	0/0	83.3	1	5	5.0	5	0	

MARCUS MARIOTA GAME-BY-GAME

2018, TENNESSEE (9-7)

Date	Opp.	W/L	GP/GS	PASSING										RUSHING				
				Att.	Cmp.	Yds.	Pct.	Yds./Att.	TD	INT	Lg.	Sk./Lst.	Rtng.	Att.	Yds.	Avg.	Lg.	TD
9/9	at Mia.	L	1/1	16	9	103	56.3	6.4	0	2	31	0/0	36.2	3	15	5.0	7	0
9/16	Hou.	W		(DID NOT PLAY)														
9/23	at Jac.	W	1/1	18	12	100	66.7	5.6	0	0	22	1/8	80.8	7	51	7.3	15	0
9/30	Phi.	W	1/1	43	30	344	69.8	8.0	2	1	51	3/17	99.4	10	46	4.6	17	1
10/7	at Buf.	L	1/1	26	14	129	53.8	5.0	0	1	23	2/8	51.6	2	10	5.0	5	0
10/14	Bal.	L	1/1	15	10	117	66.7	7.8	0	0	24	11/66	90.1	2	25	12.5	21	0
10/21	at LAC	L	1/1	32	24	237	75.0	7.4	1	1	21	2/11	92.8	7	38	5.4	11	0
11/5	at Dal.	W	1/1	29	21	240	72.4	8.3	2	0	37	4/25	119.9	10	32	3.2	12	1
11/11	NE	W	1/1	24	16	228	66.7	9.5	2	0	29	2/14	125.0	2	21	10.5	20	0
11/18	at Ind.	L	1/1	13	10	85	76.9	6.5	0	1	23	4/19	61.4	4	17	4.3	9	0
11/26	at Hou.	L	1/1	23	22	303	95.7	13.2	2	0	61t	6/43	147.7	6	28	4.7	14	0
12/2	NYJ	W	1/1	35	20	282	57.1	8.1	2	1	55	3/9	90.4	4	43	10.8	27	0
12/6	Jac.	W	1/1	24	18	162	75.0	6.8	0	1	29	1/0	75.3	4	13	3.3	12	0
12/16	at NYG	W	1/1	20	12	88	60.0	4.4	0	0	17	1/8	70.4	2	11	5.5	11	0
12/22	Was.	W	1/1	13	10	110	76.9	8.5	0	0	18	2/15	101.4	1	7	7.0	7	0
12/30	Ind.	L		(INACTIVE)														
Totals			14/13	331	228	2,528	68.9	7.6	11	8	61t	42/243	92.3	64	357	5.6	27	2

2017, TENNESSEE (9-7)

Date	Opp.	W/L	GP/GS	PASSING										RUSHING					
				Att.	Cmp.	Yds.	Pct.	Yds./Att.	TD	INT	Lg.	Sk./Lst.	Rtng.	Att.	Yds.	Avg.	Lg.	TD	
9/10	Oak.	L	1/1	41	25	256	61.0	6.2	0	0	24	1/1	78.9	3	26	8.7	15	1	
9/17	at Jac.	W	1/1	27	15	215	55.6	8.0	1	1	42	1/4	78.5	6	24	4.0	8	0	
9/24	Sea.	W	1/1	32	20	225	62.5	7.0	2	0	55t	0/0	104.3	7	27	3.9	10	0	
10/1	at Hou.	L	1/1	10	6	96	60.0	9.6	0	2	28	0/0	52.5	4	39	9.8	34t	2	
10/8	at Mia.	L		(INACTIVE)															
10/16	Ind.	W	1/1	32	23	306	71.9	9.6	1	1	53t	1/1	99.2	2	0	0.0	1	0	
10/22	at Cle.	W	1/1	34	21	203	61.8	6.0	0	0	23	2/14	78.4	1	8	8.0	8	0	
11/5	Bal.	W	1/1	28	19	218	67.9	7.8	2	1	29	3/32	100.0	3	6	2.0	7	0	
11/12	Cin.	W	1/1	44	25	264	56.8	6.0	1	1	20	4/28	72.5	6	51	8.5	28	0	
11/16	at Pit.	L	1/1	33	22	306	66.7	9.3	1	4	75t	5/42	66.8	5	5	1.0	7t	1	
11/26	at Ind.	W	1/1	25	17	184	68.0	7.4	1	2	37	0/0	69.4	3	4	1.3	6	0	
12/3	Hou.	W	1/1	23	15	150	65.2	6.5	1	0	24t	2/4	98.1	3	23	7.7	12	1	
12/10	at Ari.	L	1/1	31	16	159	51.6	5.1	0	2	29	3/20	39.6	2	11	5.5	7	0	
12/17	at SF	L	1/1	33	23	241	69.7	7.3	2	0	25	1/3	110.8	2	4	2.0	2	0	
12/24	LAR	L	1/1	39	22	275	56.4	7.1	0	1	37	1/6	67.8	3	24	8.0	14	0	
12/31	Jac.	W	1/1	21	12	134	57.1	6.4	1	0	66t	3/18	92.2	10	60	6.0	15	0	
Totals			15/15	453	281	3,232	62.0	7.1	13	15	75t	27/173	79.3	60	312	5.2	34t	5	
Postseason																			
1/6/18	at KC	W	1/1	31	19	205	61.3	6.6	2	1	29	2/10	88.8	8	46	5.8	17	0	
1/13/18	at NE	L	1/1	37	22	254	59.5	6.9	2	0	36	8/52	98.3	4	37	9.3	11	0	
Totals			2/2	68	41	459	60.3	6.8	4	1	36	10/62	93.9	12	83	6.9	17	0	

MARIOTA

MARCUS MARIOTA GAME-BY-GAME

2016, TENNESSEE (9-7)

Date	Opp.	W/L	GP/GS	PASSING										RUSHING					
				Att.	Cmp.	Yds.	Pct.	Yds./Att.	TD	INT	Lg.	Sk./Lst.	Rtng.	Att.	Yds.	Avg.	Lg.	TD	
9/11	Min.	L	1/1	41	25	271	61.0	6.6	2	1	29	2/19	86.5	4	19	4.8	10	0	
9/18	at Det.	W	1/1	33	25	238	75.8	7.2	2	1	32	3/14	102.8	2	11	5.5	6	0	
9/25	Oak.	L	1/1	33	17	214	51.5	6.5	0	2	26	1/2	46.8	3	22	7.3	9	0	
10/2	at Hou.	L	1/1	29	13	202	44.8	7.0	0	1	60	1/6	54.1	4	20	5.0	9	0	
10/9	at Mia.	W	1/1	29	20	163	69.0	5.6	3	0	29	0/0	117.5	7	60	8.6	21	1	
10/16	Cle.	W	1/1	24	17	284	70.8	11.8	3	1	48t	2/14	132.6	7	64	9.1	41	0	
10/23	Ind.	L	1/1	37	22	232	59.5	6.3	2	0	26	3/25	95.8	2	14	7.0	14	0	
10/27	Jac.	W	1/1	22	18	270	81.8	12.3	2	0	47	0/0	148.1	3	11	3.7	7	0	
11/6	at SD	L	1/1	43	27	313	62.8	7.3	3	2	48	0/0	88.6	3	14	4.7	14t	1	
11/13	GB	W	1/1	26	19	295	73.1	11.3	4	0	41	1/13	149.8	5	0	0.0	6	0	
11/20	at Ind.	L	1/1	38	25	290	65.8	7.6	2	0	35	5/36	106.3	5	29	5.8	12	0	
11/27	at Chi.	W	1/1	23	15	226	65.2	9.8	2	0	38	0/0	126.4	4	46	11.5	29	0	
12/11	Den.	W	1/1	20	6	88	30.0	4.4	0	0	26	2/15	45.4	8	38	4.8	13	0	
12/18	at KC	W	1/1	33	19	241	57.6	7.3	0	1	46	1/0	67.9	1	-2	-2.0	-2	0	
12/24	at Jac.	L	1/1	20	8	99	40.0	5.0	1	0	18	2/12	72.7	2	3	1.5	1.5	0	
1/1/17	Hou.	W		(RESERVE/INJURED LIST)															
Totals				15/15	451	276	3,426	61.2	7.6	26	9	60	23/156	95.6	60	349	5.8	41	2

2015, TENNESSEE (3-13)

Date	Opp.	W/L	GP/GS	PASSING										RUSHING					
				Att.	Cmp.	Yds.	Pct.	Yds./Att.	TD	INT	Lg.	Sk./Lst.	Rtng.	Att.	Yds.	Avg.	Lg.	TD	
9/13	at TB	W	1/1	15	13	209	86.7	13.9	4	0	52t	2/24	158.3	2	6	3.0	9	0	
9/20	at Cle.	L	1/1	37	21	257	56.8	6.9	2	0	33	7/38	96.3	3	19	6.3	12	0	
9/27	Ind.	L	1/1	44	27	367	61.4	8.3	2	2	35	3/22	84.2	0	0	-	-	0	
10/11	Buf.	L	1/1	32	21	187	65.6	5.8	0	1	23	2/88	68.1	5	47	9.4	22	0	
10/18	Mia.	L	1/1	33	21	219	63.6	6.6	1	2	32	5/37	67.6	0	0	-	-	0	
10/25	Atl.	L		(INACTIVE)															
11/1	at Hou.	L		(INACTIVE)															
11/8	at NO	W	1/1	39	28	371	71.8	9.5	4	0	61t	0/0	135.7	1	5	5.0	5	0	
11/15	Car.	L	1/1	24	16	185	66.7	7.7	0	1	24	1/7	72.4	5	24	4.5	10	0	
11/19	at Jac.	L	1/1	35	22	231	62.9	6.6	0	0	29	4/19	82.0	5	29	5.8	23t	1	
11/29	Oak.	L	1/1	37	17	218	45.9	5.9	3	2	36	2/13	69.4	1	7	7.0	7	0	
12/6	Jac.	W	1/1	29	20	268	69.0	9.2	3	1	47t	4/11	118.2	9	112	12.4	87t	1	
12/13	at NYJ	L	1/1	39	21	274	53.8	7.0	0	1	51	5/47	65.5	3	3	1.0	3	0	
12/20	at NE	L	1/1	6	3	32	50.0	5.3	0	0	19	3/32	66.0	0	0	-	0	0	
12/27	Hou.	L		(INACTIVE)															
1/3/16	at Ind.	L		(INACTIVE)															
Totals				12/12	370	230	2,818	62.2	7.6	19	10	61t	38/258	91.5	34	252	7.4	87t	2

74 KOLTON MILLER

Position: **Tackle**
HT/WT: **6-8/325**
Acquired: **D1-'18**
Hometown: **Roseville, Calif.**
College: **UCLA**

Born: **10/09/95**
NFL Season: **3**
Raiders Season: **3**



TRANSACTIONS: Selected by Oakland Raiders in the first round (15th overall) of the 2018 NFL Draft, April 26, 2018.

CAREER: Third-year left tackle has started all 32 games through his first two NFL seasons...In 2019, started all 16 contests for the second consecutive season, helping the offensive line finish eighth in the NFL in sacks allowed (29)...Helped paved the way for the first rookie 1,000-yard rusher in franchise history...Started all 16 contests in his rookie campaign, becoming the first rookie offensive lineman to start every contest for the Raiders since G Stefen Wisniewski accomplished the feat in 2011.

2019: Started all 16 contests for the second consecutive season, helping the offensive line finish eighth in the NFL in sacks allowed (29), while also finishing as one of just five teams in the league to surrender zero sacks against four different opponents...Part of an offensive line that paved the way for rookie RB Josh Jacobs, who became the first Raiders rookie to eclipse the 1,000-yard barrier (1,150)...**(9/9) vs. Den.:** Started at left tackle, helping the line post their first clean sheet of the season...For just the third time since the 1970 AFL-NFL Merger, the Raiders held their opponent to zero sacks in the season opener...Helped QB Derek Carr finish with an 84.6 completion percentage and a passer rating of 121.0, marking his highest in a season opener...**(9/15) vs. KC:** Part of an offensive line that paved the way for 129 yards on the ground...Protected Carr as he passed QB Ken Stabler to become the Raiders' all-time leader in passing yards with 19,196...**(9/29) at Ind.:** Started at left tackle on an offensive line that helped produce a season-high 188 yards on the ground, including a 60-yard rushing TD by WR Trevor Davis...Helped protect Carr, allowing just one sack, while he finished with a passer rating of 105.4...**(10/6) vs. Chi.:** Started at left tackle, helping the line post their second clean sheet of the season...Paved the way for RB Josh Jacobs, who eclipsed the 100-yard mark for the first time in his career, with 123 yards on 26 carries...Helped the offense record 398 yards of total offense...**(10/20) at GB:** Part of an offensive line that did not allow a sack for the second consecutive week and third time on theseason...Helped the offense record a season-high 484 net yards, while surpassing 150 rushing yards for the third consecutive week with 155...**(10/27) at Hou.:** Part of an offensive line that did not allow a sack in their third consecutive game and fourth on the season...Helped protect Carr as he threw for three TDs and recorded a 125.0 passer rating...**(11/3) vs. Det.:** Helped pave the way as the Raiders recorded 171 yards on the ground and Jacobs scored two rushing TDs...

AT A GLANCE

- In 2019, started all 16 contests for the second consecutive season, while contributing to an offensive line that finished eighth in the NFL in sacks allowed (29).
- Started all 16 contests in his rookie campaign, becoming one of only 16 Raiders rookies to start every contest since the AFL-NFL merger.
- Played in 31 games with 23 starts at both left and right tackle over three seasons at UCLA.
- Named All-Pac-12 Conference Second Team by the league's coaches in 2017.
- Attended Roseville (Calif.) High School outside Sacramento and was ranked as the 31st offensive tackle in the nation by Rivals.com.



Part of an offensive line that surrendered just one sack in the win...**(11/7) vs. LAC:** Part of an offensive line that helped Carr set a new NFL record with his 18th career 4th-quarter comeback, the most in NFL history through a player's first six seasons...**(11/17) vs. Cin.:** Started at left tackle, helping Jacobs surpass RB Marcus Allen's franchise record for the most 100-yard contests by a rookie (four)...**(11/24) at NYJ:** Part of an offensive line that surrendered just one sack in the contest...**(12/1) at KC:** Helped pave the way for Jacobs as he surpassed 100 yards for fifth time this season...Jacobs went over 1,000 yards rushing on the season in the contest, becoming the first rookie in franchise history to rush for 1,000 yards (1,061)...**(12/8) vs. Ten.:** Started at left tackle and helped paved the way for 356 yards of offense...**(12/15) vs. Jac.:** Started at tackle and helped paved the way for 180 yards of total offense in the first quarter, the most yards in a first quarter for the Raiders at home since Week 7 of 2006...**(12/22) at LAC:** Started at left tackle and was part of an offensive line that helped Carr finish with an 86.7 completion percentage, his highest of the season, and a passer rating of 118.2 to tie Stabler for most games with a passer rating over a 100.0 in franchise history (32)...**(12/29) at Den.:** Started at left tackle, helping Carr record a season-high 391 passing yards, ending the day completing 29-of-46 attempts (63 percent) with one TD for a passer rating of 97.3.

2018: Started all 16 contests in his rookie campaign, becoming the first rookie offensive lineman to start every contest for the Raiders since G Stefen Wisniewski accomplished the feat in 2011...One of only 16 Raiders rookies to start every contest since the AFL-NFL merger...(9/10) vs. LAR: Started at left tackle in the season opener and was part of an offensive line that allowed just one sack in on the contest...(9/16) at Den.: Helped QB Derek Carr finish the day with a 90.6 completion percentage, which marks the fourth best single-game percentage in NFL history...Part of an offensive line that allowed just one sack for the second straight game...(9/23) at Mia.: Helped the run game total 100-plus yards (109) in the contest...Allowed Carr to surpass 300-plus passing yards for the second time on the season...(9/30) vs. Cle.: Paved the way for the Raiders run game as RB Marshawn Lynch recorded 130 rushing yards, the seventh most of his career...Allowed Carr to record 437 passing yards, the second most of his career, with four TDs...Helped the Raiders offense produce two 100-yard receivers, one 100-yard rusher and one 400-yard passer for the first time in franchise history since the 1970 AFL merger...(10/7) at LAC: Started at left tackle, helping Carr record his third game this season with a completion percentage of 70.0 or better (72.7 percent)...(10/14) vs. Sea.: Started at left tackle in the contest...(10/28) vs. Ind.: Started at left tackle, helping the line post their first clean sheet of the season...Helped pave the way as Carr recorded three passing TDs and his first career rushing TD...(11/1) at SF: Started at left tackle in the contest...(11/11) vs. LAC: Helped the run game total 100-plus yards (114) for the fifth time this season...(11/18) at Ari.: Started at left tackle in the win, paving the way for 152 rushing yards...Helped Carr finish with a passer rating of 100.5, as he orchestrated the 15th fourth-quarter comeback of his career...(11/25) at Bal.: Started at left tackle in the contest...(12/2) vs. KC: Paved the way for a season-high 171 rushing yards and 442 total net yards, the third time this season the team has surpassed 400 net yards...Helped the offense convert on 75 percent of their third downs (9-of-12), which marked a season high and their third best conversion percentage in franchise history dating back to 1991...(12/9) vs. Pit.: Started at left tackle in the win, allowing Carr throw for 322 yards as he set a new franchise record for most consecutive games without an INT with eight straight...(12/16) at Cin.: Started at left tackle in the contest...(12/24) vs. Den.: Started at left tackle in the win, helping RB Doug Martin surpass 100 yards on the ground for the first time on the season...Part of an offensive line that surrendered just one sack in the contest, while helping Carr extend his INT-less streak to 325 passes over 10 games, which marked the longest active streak in the NFL at the time...(12/30) at KC: Started at left tackle in the contest, helping Martin record 100 rushing yards to mark his second consecutive game with 100-or-more yards on the ground...Became the first rookie offensive lineman to start every contest for the Raiders since G Stefen Wisniewski accomplished the feat in 2011...Since the AFL-NFL merger, Miller is one of 16 Raiders rookies to start every contest.

COLLEGE: Played three seasons at UCLA after redshirting as a true freshman...Appeared in 31 games with 23 starts over his career, seeing action at both left and right tackle...Started all 13 games at left tackle as a redshirt junior in 2017...Named to All-Pac-12 Conference Second Team by the league's coaches...Was part of an offensive unit that ranked third in the conference in total offense (379.8 avg.)...Helped improve the team's rushing output by almost a full yard per carry from 2016 (2.9 to 3.7 avg.)...Blocked for QB Josh Rosen, who was the 10th overall pick in the 2018 NFL Draft...Rosen finished near the top of the Pac-12 in numerous passing categories, including completions (283), passing yards (3,756), TDs (26) and passer rating (147.0)...Started the first five games of the year in 2016 at right tackle...Missed the remainder of the season due to a leg injury...Appeared in 13 games as a redshirt freshman...Started five games at tackle and contributed on special teams in the other eight...Part of an offensive line that surrendered just 14 sacks, the second-lowest total in school history...Helped pave the way for RB Paul Perkins, the third leading rusher in school history, as he rushed for 1,394 yards on 237 rushes and 14 TDs on the year...Rosen also set numerous single-season freshman school records, including most passing yards (3,668), most TD passes (23) and most passing attempts (487)...Redshirted as a true freshman in 2014...Majored in political science.

PERSONAL: Attended Roseville (Calif.) High School...Was a Cal-Hi Sports All-Northern California First Team and All-State selection...Named to the Sierra Football League First Team and All-Metro First Team by the Sacramento Bee as a senior...Was named a team captain for the Sacramento Optimist All-Star Game...Was Rivals' 31st ranked offensive tackle in the nation and the 35th ranked prospect in the state of California.

ADDITIONAL STATISTICS: Fumble recoveries – 1 in 2019. Miscellaneous tackles – 3 in 2018, 1 in 2019; NFL Totals: 4.

KOLTON MILLER'S GAMES PLAYED/STARTED

Year	Team	GP	GS
2018	Oakland	16	16
2019	Oakland	16	16
Totals		32	32

87 FOSTER MOREAU

Position: **Tight End**

HT/WT: **6-4/250**

Acquired: **D4c-'19**

Hometown: **New Orleans, La.**

College: **LSU**

Born: **05/06/97**

NFL Season: **2**

Raiders Season: **2**



TRANSACTIONS: Selected by Oakland Raiders in the fourth round (137th overall) of the 2019 NFL Draft, April 27, 2019.

2019: Appeared in 13 games with seven starts during his rookie campaign before being placed on the Reserve/Injured List on Dec. 10 with a knee injury...Recorded 21 receptions for 174 yards with five TDs...Ranked first among all rookie tight ends with five TD receptions...His five TD receptions rank second-most by a Raiders tight end since the 1970 AFL-NFL Merger...Just the sixth tight end in NFL history who was drafted in the fourth round or later to record at least five TD receptions as a rookie...Also registered 14 first-down receptions, ranking fifth among all rookie tight ends...(9/9) vs. Den.: Made his NFL debut in the win, recording two receptions for 20 yards...(9/15) vs. KC: Made his first NFL start in the contest...(9/22) at Min.: Started in the contest, recording one reception and one stop on special teams...(9/29) at Ind.: Hauled in his first career TD on the Raiders' opening drive...Finished with three receptions for 30 yards and one TD...(10/6) vs. Chi.: Led the team with four receptions for 46 yards in the win...(10/20) at GB: Finished with two receptions for 24 yards and one TD...(10/27) at Hou.: Recorded one reception for 10 yards...(11/3) vs. Det.: Recorded his third TD of the season on a 3-yard pass from QB Derek Carr...(11/7) vs. LAC: Saw significant action on both offense and special teams in the primetime victory...(11/17) vs. Cin.: Capped an 11-play, 91-yard drive a 2-yard TD reception...(11/24) at NYJ: Recorded one reception for three yards...(12/1) at KC: Recorded one reception for 15 yards...(12/8) vs. Ten.: Finished the day with three receptions for 14 yards with one TD...Capped a 14-play, 71-yard drive with a 1-yard TD reception, marking his fifth TD reception of the year...Led all NFL among rookie tight ends with five TDs...Exited the game early due to a knee injury.

AT A GLANCE

- As a rookie in 2019, appeared in 13 contests with seven starts, recording 21 receptions for 174 yards (13.4 avg.) and five TDs.
- His five TD receptions were second-most by a rookie tight end in franchise history since the 1970 AFL-NFL Merger and led the NFL among all rookies in his position group.
- Played four years at LSU from 2015-18, appearing in 49 games with 32 starts, totaling 52 receptions for 629 yards with six TDs.
- Ranked seventh in school history for most receptions by a tight end (52) and tied for fourth for most TDs by a tight end (six).

COLLEGE: Four-year letterman at LSU (2015-18), appearing in 49 games with 32 starts...Totaled 52 receptions for 629 yards with six TDs...His 52 career receptions ranked seventh in school history for most receptions by a tight end while his six career TDs tied for fourth...In 2018 as a senior, named a permanent team captain...Started all 13 games and recorded 22 passes for 272 yards with two TDs...Caught at least one pass in 10-of-13 games...Started all 13 games in 2017, finishing fourth on the team in receptions and yards with 24 and 278, respectively...Tied for the most receiving TDs on the team with three...In 2016, played in 11 games with three starts, recording six receptions for 79 yards with one TD...Played in all 12 games with three starts appearing primarily on special teams as a freshman in 2015.

PERSONAL: Attended Jesuit High School in New Orleans, La. ...Rated as a three-star prospect by 247Sports...Finished his prep career with 87 catches for 1,210 yards and 15 TDs... Helped lead Jesuit to its first state title in more than 50 years as a senior in 2014...Hauled in 37 passes for 550 yards and seven TDs...Earned LSWA Class 5A All-State Honorable Mention and LFCA 5A All-State Second Team...Caught 35 passes for 475 yards and six TDs as a junior and 15 receptions for 185 yards and two TDs as a sophomore... Also played basketball, starting at center his senior year...Earned his degree in sport administration.

ADDITIONAL STATISTICS: Special teams tackles - 3 in 2019.

SINGLE-GAME HIGHS: RECEIVING: Receptions - 4, 10/6/19 vs. Chi. (Lon.). Yards - 46, 10/6/19 vs. Chi. (Lon.). Long - 23, 10/6/19 Chi. (Lon.). Touchdowns - 1, five time; last: 20/8/19 vs. Ten.



MOREAU

FOSTER MOREAU'S CAREER STATISTICS

Year	Team	GP	GS	RECEIVING					RUSHING					TOTAL OFFENSE
				Rec.	Yds.	Avg.	Lg.	TD	Att.	Yds.	Avg.	Lg.	TD	
2019	Oakland	13	7	21	174	8.3	23	5	0	0	-	-	0	174
Totals		13	7	21	174	8.3	23	5	0	0	-	-	0	174

FOSTER MOREAU GAME-BY-GAME

2019, OAKLAND (7-9)

Date	Opp.	W/L	GP/GS	RECEIVING				
				Rec.	Yds.	Avg.	Lg.	TD
9/9	Den.	W	1/0	2	20	10.0	11	0
9/15	KC	L	1/1	0	0	-	-	0
9/22	at Min.	L	1/1	1	1	1.0	1	0
9/29	at Ind.	W	1/0	3	30	10.0	18t	1
10/6	Chi.	W	1/0	4	46	11.5	23	0
10/20	at GB	L	1/1	2	24	12.0	14	1
10/27	at Hou.	L	1/1	1	10	10.0	10	0
11/3	Det.	W	1/1	1	3	3.0	3	1
11/7	LAC	W	1/1	0	0	-	-	0
11/17	Cin.	W	1/1	2	8	4.0	6	1
11/24	at NYJ	L	1/0	1	3	3.0	3	0
12/1	at KC	L	1/0	1	15	15.0	15	0
12/8	Ten.	L	1/0	3	14	4.7	7	1
12/15	Jac.	L		(RESERVE/INJURED LIST - KNEE)				
12/22	at LAC	W		(RESERVE/INJURED LIST - KNEE)				
12/29	at Den.	L		(RESERVE/INJURED LIST - KNEE)				
Totals			13/7	21	174	8.3	23	5

50 NICHOLAS MORROW

Position: **Linebacker**

HT/WT: **6-0/225**

Acquired: **FA-'17**

Hometown: **Huntsville, Ala.**

College: **Greenville**

Born: **07/10/95**

NFL Season: **4**

Raiders Season: **4**



TRANSACTIONS: Signed by Oakland Raiders as an undrafted free agent, May 4, 2017...Re-signed with Raiders as a restricted free agent, March 17, 2020.

CAREER: Versatile linebacker and special teams player enters his fourth season with the Silver and Black...Appeared in 16 games, making a career-high eight starts at linebacker in 2019...Totaled 67 tackles (49 solo), one INT and four passes defended...Finished tied for third on the team with six special teams tackles...Played in all 16 games, making five starts in 2018 and totaling 37 tackles (26), one sack, three passes defended and one forced fumble...Was one-of-two Raiders rookies to appear in all 16 contests in 2017...Career totals include 161 tackles (112), one sack, one INT, 11 passes defended and one forced fumble.

2019: Appeared in 16 games and made a career-high eight starts at linebacker...Posted a career-high 67 tackles (49 solo) and recorded his first career INT...Finished tied for third on the team with six special teams tackles and tied a career high with four passes defended...**(9/9) vs. Den.:** Recorded two tackles in the season opener...**(9/15) vs. KC:** Recorded one tackle for loss on defense and contributed one stop on special teams...**(9/22) at Min.:** Saw action on defense and special teams, recording four tackles (three)...**(9/29) at Ind.:** Tied for second on the team with seven tackles, including one for loss, and recorded one pass defended...**(10/6) vs. Chi.:** Made his first start of the season and recorded his first career INT, returning it 11 yards to the Bears' 24-yard line to setup the Raiders' second TD run of the contest...Finished with four tackles, one INT and one pass defended...**(10/20) at GB:** Started at linebacker and recorded seven tackles (three)...**(10/27) at Hou.:** Recorded five tackles (four)...**(11/3) vs. Det.:** Notched three tackles (two)...**(11/7) vs. LAC:** Registered eight tackles (five) on defense and recorded one stop on special teams...**(11/17) vs. Cin.:** Made three tackles and one pass defended...**(11/24) at NYJ:** Led the team and tied a career-high with 10 tackles (five)...**(12/1) at KC:** Finished with a team-high five tackles...**(12/8) vs. Ten.:** Recorded two tackles... Also appeared on special teams...**(12/15) vs. Jac.:** Saw action as a rotational player on defense...**(12/22) at LAC:** Recorded two tackles at linebacker and notched one stop on special teams...**(12/29) at Den.:** Recorded three tackles on defense and added two special teams stops.

2018: Played in all 16 games, making five starts... Finished the season with 37 tackles (26 solo), one sack, three passes defended and one forced fumble...Recorded six special teams tackles, tied for sixth on the team...**(9/10) vs. LAR:** Appeared exclusively on special teams in the season opener, collecting one stop...**(9/16) at Den.:** Saw action on special teams...**(9/23) at Mia.:** Recorded one special teams tackle...**(9/30) vs. Cle.:** Appeared on special teams and registered one tackle on the unit...**(10/7) at LAC:** Saw extensive action on special teams...**(10/14) vs. Sea.:** Appeared exclusively on special teams and recorded one tackle for the unit...**(10/28) vs. Ind.:** Appeared on both defense and special teams...Recorded two tackles and one pass defended, and also contributed one stop on special teams...**(11/1) at SF:** Saw limited action at linebacker and notched one tackle...**(11/11) vs. LAC:** Tallied three tackles and one pass defended...**(11/18) at Ari.:** Recorded two tackles at linebacker... Added one stop on special teams...**(11/25) at Bal.:** Earned his first start and tallied three tackles, with two tackles for loss...Registered his first career sack when he took down QB Lamar Jackson for a loss of four yards...Also contributed one tackle on special teams...**(12/2) vs. KC:** Tied a season-high with seven tackles in the contest...**(12/9) vs. Pit.:** Recorded three tackles and one pass defended...**(12/16) at Cin.:** Finished the game with six tackles...Saw action on special teams...**(12/24) vs. Den.:** Totaled four tackles (three) and one forced fumble...**(12/30) at KC:** Finished the day with six tackles (four).

AT A GLANCE

- Fourth-year linebacker who has appeared in 48 career games and made 18 starts, compiling 161 tackles (112 solo), one sack, one INT, 11 passes defended and one forced fumble.
- Made a career-high eight starts at linebacker in 2019 and recorded 67 tackles (49), his first career INT and four passes defended.
- Played in 34 games in his four-year career at Greenville, totaling 222 tackles (151), five sacks, 38 tackles for loss, four forced fumbles, four fumble recoveries, three INTs and 11 passes defended.
- Became the first player from Greenville to earn All-American honors when named second-team AFCA NCAA Division III All-American as a senior in 2016.



MORROW

2017: Appeared in all 16 games, making five starts as a rookie...Totaled a rookie-leading 57 tackles (37 solo) and four passes defended...Also earned a large role on special teams and contributed with three stops...**(9/10) at Ten.:** Made his NFL debut, seeing action on special teams and defense...Recorded his first career tackle...**(9/17) vs. NYJ:** Saw significant action on defense, posting three tackles...**(9/24) at Was.:** Tallied three tackles...**(10/1) at Den.:** Posted four tackles (three solo)...**(10/8) vs. Bal.:** Saw extended action on defense and made four tackles...**(10/15) vs. LAC:** Made his first career start and posted five tackles and one pass defended...**(10/19) vs. KC:** Started and posted five tackles (four) in the victory...**(10/29) at Buf.:** Appeared on defense and special teams...**(11/5) at Mia.:** Contributed on defense and special teams...**(11/19) vs. NE:** Tallied three tackles...**(11/26) vs. Den.:** Made six stops (four) on defense...**(12/3) vs. NYG:** Started at linebacker and led the team with nine tackles...**(12/10) at KC:** Made the start and registered a career-high 10 tackles (eight)...**(12/17) vs. Dal.:** Tallied six tackles and one pass defended...**(12/25) at Phi.:** Posted two tackles in the loss...**(12/31) at LAC:** Made two tackles in the season finale.

COLLEGE: Played four years at Greenville, appearing in 34 games...Totaled 222 career tackles (151 solo), five sacks, 38 tackles for loss, three INTs, four forced fumbles, four fumble recoveries and 11 passes defended...Honored as a second-team AFCA NCAA Division III All-American...Became first player from Greenville to earn All-American recognition...As a senior, played in 10 games...Racked up 66 tackles (46), two sacks, one forced fumble, one fumble recovery and four passes defended...Named UMAC MVP and a member of UMAC All-Conference First Team...As a junior, played in 10 games...Notched 69 tackles (48), one sack, two forced fumbles, one fumble recovery and five passes defended...As a sophomore, played in nine games...Credited with 65 tackles (49), two sacks, one forced fumble, two fumble recoveries and one INT...As a freshman, played in five games and totaled 22 stops (eight).

PERSONAL: Attended Huntsville (Ala.) High School.

ADDITIONAL STATISTICS: Special teams tackles – 3 in 2017, 6 in 2018, 6 in 2019; NFL totals: 15.

SINGLE-GAME HIGHS: TACKLES: Total – 10, 11/24/19 at NYJ. Solo – 6, 12/2/18 vs. KC. Forced Fumbles – 1, 12/24/18 vs. Den. Interceptions – 1, 10/6/19 vs. Chi. (Lon.). Passes Defended – 1, 11 times; last: 11/17/19 vs. Cin.

NICHOLAS MORROW'S CAREER STATISTICS

Year	Team	GP	GS	TACKLES					INTERCEPTIONS				FUMBLES			
				Total	Solo	Asst.	Sacks	Yds.	No.	Yds.	Lg.	TD	PD	FF	FR	Yds.
2017	Oakland	16	5	57	37	20	0.0	0.0	0	0	-	0	4	0	0	0
2018	Oakland	16	5	37	26	11	1.0	4.0	0	0	-	0	3	1	0	0
2019	Oakland	16	8	67	49	18	0.0	0.0	1	11	11	0	4	0	0	0
Totals		48	18	161	112	49	1.0	4.0	1	11	11	0	11	1	0	0

NICHOLAS MORROW GAME-BY-GAME

2019, OAKLAND (7-9)

Date	Opp.	W/L	GP/GS	TACKLES					INTERCEPTIONS				FUMBLES			
				Total	Solo	Asst.	Sacks	Yds.	No.	Yds.	Lg.	TD	PD	FF	FR	Yds.
9/9	Den.	W	1/0	2	2	0	0.0	0.0	0	0	-	0	0	0	0	0
9/15	KC	L	1/0	1	1	0	0.0	0.0	0	0	-	0	0	0	0	0
9/22	at Min.	L	1/0	5	3	2	0.0	0.0	0	0	-	0	0	0	0	0
9/29	at Ind.	W	1/0	7	6	1	0.0	0.0	0	0	-	0	1	0	0	0
10/6	Chi.	W	1/1	4	4	0	0.0	0.0	1	11	11	0	1	0	0	0
10/20	at GB	L	1/1	7	3	4	0.0	0.0	0	0	-	0	0	0	0	0
10/27	at Hou.	L	1/1	5	4	1	0.0	0.0	0	0	-	0	1	0	0	0
11/3	Det.	W	1/1	3	2	1	0.0	0.0	0	0	-	0	0	0	0	0
11/7	LAC	W	1/1	8	5	3	0.0	0.0	0	0	-	0	0	0	0	0
11/17	Cin.	W	1/1	3	3	0	0.0	0.0	0	0	-	0	1	0	0	0
11/24	at NYJ	L	1/1	10	5	5	0.0	0.0	0	0	-	0	0	0	0	0
12/1	at KC	L	1/1	5	5	0	0.0	0.0	0	0	-	0	0	0	0	0
12/8	Ten.	L	1/0	2	1	1	0.0	0.0	0	0	-	0	0	0	0	0
12/15	Jac.	L	1/0	0	0	0	0.0	0.0	0	0	-	0	0	0	0	0
12/22	at LAC	W	1/0	2	2	0	0.0	0.0	0	0	-	0	0	0	0	0
12/30	at Den.	L	1/0	3	3	0	0.0	0.0	0	0	-	0	0	0	0	0
Totals			16/8	67	49	18	0.0	0.0	1	11	11	0	4	0	0	0

NICHOLAS MORROW GAME-BY-GAME

2018, OAKLAND (4-12)

Date	Opp.	W/L	GP/GS	TACKLES					INTERCEPTIONS					FUMBLES			
				Total	Solo	Asst.	Sacks	Yds.	No.	Yds.	Lg.	TD	PD	FF	FR	Yds.	
9/10	LAR	L	1/0	0	0	0	0.0	0.0	0	0	-	0	0	0	0	0	0
9/16	at Den.	L	1/0	0	0	0	0.0	0.0	0	0	-	0	0	0	0	0	0
9/23	at Mia.	L	1/0	0	0	0	0.0	0.0	0	0	-	0	0	0	0	0	0
9/30	Cle.	W	1/0	0	0	0	0.0	0.0	0	0	-	0	0	0	0	0	0
10/7	at LAC	L	1/0	0	0	0	0.0	0.0	0	0	-	0	0	0	0	0	0
10/14	Sea.	L	1/0	0	0	0	0.0	0.0	0	0	-	0	0	0	0	0	0
10/28	Ind.	L	1/0	2	1	1	0.0	0.0	0	0	-	0	1	0	0	0	0
11/1	at SF	L	1/0	1	1	0	0.0	0.0	0	0	-	0	0	0	0	0	0
11/11	LAC	L	1/0	3	2	1	0.0	0.0	0	0	-	0	1	0	0	0	0
11/18	at Ari.	W	1/0	2	1	1	0.0	0.0	0	0	-	0	0	0	0	0	0
11/25	at Bal.	L	1/1	3	3	0	1.0	4.0	0	0	-	0	0	0	0	0	0
12/2	KC	L	1/1	7	7	0	0.0	0.0	0	0	-	0	0	0	0	0	0
12/9	Pit.	W	1/0	3	1	2	0.0	0.0	0	0	-	0	1	0	0	0	0
12/16	at Cin.	L	1/1	6	5	1	0.0	0.0	0	0	-	0	0	0	0	0	0
12/24	Den.	W	1/1	4	3	1	0.0	0.0	0	0	-	0	0	1	0	0	0
12/30	at KC	L	1/1	6	2	4	0.0	0.0	0	0	-	0	0	0	0	0	0
Totals			16/5	37	26	11	1.0	4.0	0	0	-	0	3	1	0	0	0

2017, OAKLAND (6-10)

Date	Opp.	W/L	GP/GS	TACKLES					INTERCEPTIONS					FUMBLES			
				Total	Solo	Asst.	Sacks	Yds.	No.	Yds.	Lg.	TD	PD	FF	FR	Yds.	
9/10	at Ten.	W	1/0	1	1	0	0.0	0.0	0	0	-	0	0	0	0	0	0
9/17	NYJ	W	1/0	3	2	1	0.0	0.0	0	0	-	0	0	0	0	0	0
9/24	at Was.	L	1/0	3	3	0	0.0	0.0	0	0	-	0	0	0	0	0	0
10/1	at Den.	L	1/0	4	3	1	0.0	0.0	0	0	-	0	0	0	0	0	0
10/8	Bal.	L	1/0	4	3	1	0.0	0.0	0	0	-	0	0	0	0	0	0
10/15	LAC	L	1/1	5	3	2	0.0	0.0	0	0	-	0	1	0	0	0	0
10/19	KC	W	1/1	5	4	1	0.0	0.0	0	0	-	0	0	0	0	0	0
10/29	at Buf.	L	1/0	0	0	0	0.0	0.0	0	0	-	0	0	0	0	0	0
11/5	at Mia.	W	1/0	0	0	0	0.0	0.0	0	0	-	0	0	0	0	0	0
11/19	NE	L	1/0	3	3	0	0.0	0.0	0	0	-	0	0	0	0	0	0
11/26	Den.	W	1/0	6	4	2	0.0	0.0	0	0	-	0	1	0	0	0	0
12/3	NYG	W	1/1	9	5	4	0.0	0.0	0	0	-	0	0	0	0	0	0
12/10	at KC	L	1/1	10	8	2	0.0	0.0	0	0	-	0	0	0	0	0	0
12/17	Dal.	L	1/0	6	4	2	0.0	0.0	0	0	-	0	1	0	0	0	0
12/25	at Phi.	L	1/0	2	2	0	0.0	0.0	0	0	-	0	0	0	0	0	0
12/31	at LAC	L	1/1	2	2	0	0.0	0.0	0	0	-	0	0	0	0	0	0
Totals			16/5	63	47	16	0.0	0.0	0	0	-	0	3	1	0	0	0

27 TRAYVON MULLEN

Position: **Cornerback**

HT/WT: **6-2/200**

Acquired: **D2-'19**

Hometown: **Fort Lauderdale, Fla.**

College: **Clemson**

Born: **09/20/97**

NFL Season: **2**

Raiders Season: **2**



TRANSACTIONS: Selected by Oakland Raiders in the second round (40th overall) of the 2019 NFL Draft, April 26, 2019.

2019: Emerging cornerback who appeared in all 16 games and made 10 starts, compiling 48 tackles (40 solo), one INT and 10 passes defended...His 10 passes defended were the most by a Raiders rookie since CB Charles Woodson recorded 22 in 1998...**(9/9) vs. Den.:** Recorded one tackle as a rotational player on defense in his NFL debut...**(9/15) vs. KC:** Registered one tackle on defense and contributed one stop on special teams...**(9/22) at Min.:** Saw action on defense and special teams, recording one tackle...**(9/29) at Ind.:** Appeared primarily on special teams...**(10/6) vs. Chi.:** Saw action on both defense and special teams...**(10/20) at GB:** Appeared in a reserve role on both defense and special teams...**(10/27) at Hou.:** Made his first career start on defense, recording four tackles (three) and one pass defended...**(11/3) vs. Det.:** Started consecutive contests and recorded seven tackles (six)...**(11/7) vs. LAC:** Recorded five tackles (three) and one pass defended...**(11/17) vs. Cin.:** Recorded his first career INT...Finished second on the team with five tackles and added two passes defended...**(11/24) at NYJ:** Started on defense and notched three tackles...**(12/1) at KC:** Tallied two tackles and two passes defended...**(12/8) vs. Ten.:** Registered three tackles on defense and contributed one stop on special teams...**(12/15) vs. Jac.:** Tied a season high with seven tackles (six) and added a season-high three passes defended...**(12/22) at LAC:** Registered four tackles (three)...**(12/29) at Den.:** Made his 10th start, recording four tackles (three) and one pass defended.

AT A GLANCE

- In his rookie campaign, appeared in all 16 contests and made 10 starts, compiling 48 tackles (40 solo), one INT and 10 passes defended.
- His 10 passes defended in 2019 were a team high and the most by a Raiders rookie since CB Charles Woodson's 22 in 1998.
- Defensive back who played in 41 games with 26 starts during his three-year career at Clemson and helped the school capture two National Championships (2016 and 2018) and was named Defensive MVP of the 2018 National Championship game.
- Was named second-team All-American by ACFA and second-team All-ACC in 2018 and earned All-ACC Honorable Mention in 2017.
- Career totals include 41 appearances with 93 tackles (68), 4.5 tackles for loss, two sacks, four INTs, 12 passes defended and one forced fumble.

COLLEGE: Three-year starter at Clemson who appeared in 41 games and made 26 starts during his career (2016-18)...A second-team All-ACC selection in 2018 and an All-ACC honorable mention in 2017...Earned College Football Playoff National Championship Defensive MVP honors in 2018...Tallied 93 tackles (68 solo), 4.5 tackles for loss, two sacks, four INTs, 12 passes defended and one forced fumble...In 2018, started in 14 contests and totaled 37 tackles, four for loss, two sacks, four passes defended and one INT...In 2017, earned his first All-ACC Honorable Mention after posting 42 tackles, three INTs and seven passes defended...In 2016, appeared in 13 contests as a rotational player on defense and special teams...Posted 15 tackles on defense while adding three stops on special teams.



PERSONAL: Attended Coconut Creek (Fla.) High School...Was rated the No. 18 overall prospect nationally by ESPN...Ranked the No. 2 cornerback and No. 4 player in Florida by ESPN...Ranked as the No. 60 player in the nation by 247Sports.com and No. 16 player in Florida by Rivals.com...Participated in the U.S. Army All-American game...Played wide receiver and defensive back...Finished senior season with 45 receptions for 800 yards (17.8 avg.)...Recorded a 98-yard INT return for a TD as a freshman...His cousin, Lamar Jackson, is the starting quarterback for the Baltimore Ravens.

ADDITIONAL STATISTICS: Special teams tackles – 2 in 2019.

SINGLE-GAME HIGHS: TACKLES: Total – 7, two times; last: 12/15/19 vs. Jac. Solo – 6, two times; last: 12/15/19 vs. Jac. Interceptions – 1, 11/17/19 vs. Cin. Passes defended – 3, 12/15/19 vs. Jac.

TRAYVON MULLEN'S CAREER STATISTICS

Year	Team	GP	GS	TACKLES					INTERCEPTIONS					FUMBLES		
				Total	Solo	Asst.	Sacks	Yds.	No.	Yds.	Lg.	TD	PD	FF	FR	Yds.
2019	Oakland	16	10	48	40	8	0.0	0.0	1	0	0	0	10	0	0	0
Totals		16	10	48	40	8	0.0	0.0	1	0	0	0	10	0	0	0

TRAYVON MULLEN GAME-BY-GAME


2019, OAKLAND (7-9)

Date	Opp.	W/L	GP/GS	TACKLES					INTERCEPTIONS					FUMBLES			
				Total	Solo	Asst.	Sacks	Yds.	No.	Yds.	Lg.	TD	PD	FF	FR	Yds.	
9/9	Den.	W	1/0	1	0	1	0.0	0.0	0	0	-	0	0	0	0	0	0
9/15	KC	L	1/0	1	1	0	0.0	0.0	0	0	-	0	0	0	0	0	0
9/22	at Min.	L	1/0	1	1	0	0.0	0.0	0	0	-	0	0	0	0	0	0
9/29	at Ind.	W	1/0	0	0	0	0.0	0.0	0	0	-	0	0	0	0	0	0
10/6	Chi.	W	1/0	0	0	0	0.0	0.0	0	0	-	0	0	0	0	0	0
10/20	at GB	L	1/0	0	0	0	0.0	0.0	0	0	-	0	0	0	0	0	0
10/27	at Hou.	L	1/1	4	3	1	0.0	0.0	0	0	-	0	1	0	0	0	0
11/3	Det.	W	1/1	7	6	1	0.0	0.0	0	0	-	0	0	0	0	0	0
11/7	LAC	W	1/1	5	3	2	0.0	0.0	0	0	-	0	1	0	0	0	0
11/17	Cin.	W	1/1	5	5	0	0.0	0.0	1	0	0	0	2	0	0	0	0
11/24	at NYJ	L	1/1	3	3	0	0.0	0.0	0	0	-	0	0	0	0	0	0
12/1	at KC	L	1/1	3	3	0	0.0	0.0	0	0	-	0	2	0	0	0	0
12/8	Ten.	L	1/1	3	3	0	0.0	0.0	0	0	-	0	0	0	0	0	0
12/15	Jac.	L	1/1	7	6	1	0.0	0.0	0	0	-	0	3	0	0	0	0
12/22	at LAC	W	1/1	4	3	1	0.0	0.0	0	0	-	0	0	0	0	0	0
12/30	at Den.	L	1/1	4	3	1	0.0	0.0	0	0	-	0	1	0	0	0	0
Totals			16/10	48	40	8	0.0	0.0	1	0	0	0	10	0	0	0	

94 CARL NASSIB

Position: **Defensive End**
HT/WT: **6-7/275**
Acquired: **UFA-'20 (TB)**
Hometown: **West Chester, Pa.**
College: **Penn State**

Born: **04/12/93**
NFL Season: **5**
Raiders Season: **1**



TRANSACTIONS: Selected by Cleveland Browns in the third round (65th overall) of the 2016 NFL Draft...Claimed via waivers by Tampa Bay Buccaneers, Sept. 3, 2018...Signed by Las Vegas Raiders as an unrestricted free agent, Mar. 23, 2020.

CAREER: Defensive end enters his fifth NFL season and first with the Raiders after spending the last two seasons with the Tampa Bay Buccaneers (2018-19) and his first two with the Cleveland Browns (2016-17)...Appeared in 14 games with eight starts in 2019, totaling a career-high 34 tackles (24 solo), including eight for loss, six sacks, one forced fumble and one fumble recovery...In 2018, played in 15 games with nine starts, recording 29 tackles (22), a career-high 6.5 sacks, two passes defended and three forced fumbles...Appeared in 16 games with 12 starts in 2017, totaling 32 tackles (19), three sacks and five passes defended...As a rookie in 2016, played in 14 games with three starts, compiling 20 tackles (15), 2.5 sacks and four passes defended...Was originally drafted by the Browns in the third-round (65th overall) of the 2016 NFL Draft...Career totals include 59 regular season games played with 32 starts, totaling 115 tackles (80), 18 sacks, 11 passes defended, four forced fumbles and one fumble recovery.

AT A GLANCE

- Fifth-year defensive end who has played in 59 games and made 32 starts, registering 115 tackles (80 solo), 18 sacks, 11 passes defended, four forced fumbles and one fumble recovery in 2017.
- In 2019 with the Tampa Bay Buccaneers, posted a career-high 34 tackles (24), adding six sacks, one forced fumble and one fumble recovery.
- Registered career highs in sacks (6.5) and forced fumbles (three) in his first season with the Buccaneers in 2018.
- Led the nation in forced fumbles (six) and sacks (15.5) as a senior, which set a Penn State single-season record.
- Earned All-American honors in 2015 and won the Lombardi Award, Ted Hendricks Award, Lott IMPACT Trophy and Big Ten's Nagurski-Woodson Defensive Player of the Year.

2019 (with TB): Played in 14 games, making eight starts...Finished with career-high 34 tackles (24 solo), eight tackles for loss, six sacks, one forced fumble and one fumble recovery...**(9/8) vs. SF:** Started the season opener and recorded two tackles...**(9/12) at Car.:** Posted two tackles in the win...**(9/22) vs. NYG:** Registered his first sack of the season and first fumble recovery of his career...**(9/29) at LAR:** Recorded three tackles...**(10/6) at NO:** Posted two tackles...**(10/13) vs. Car.:** Logged four tackles for loss, the most by a Buccaneers player in a single game since 2012...**(10/27) at Ten.:** Recorded a sack for the second consecutive game and finished with four tackles...**(11/24) at Atl.:** Registered a sack by taking down QB Matt Ryan...**(12/1) at Jac.:** Notched a sack-fumble, which was recovered by the Buccaneers...Ended the day with three tackles...**(12/15) at Det.:** Posted two tackles in the win...**(12/21) vs. Hou.:** Logged two tackles, including a sack of QB Deshaun Watson...**(12/29) vs. Atl.:** Recorded four tackles, including one tackle for loss.

2018 (with TB): Appeared in 15 games with nine starts, compiling 29 tackles (22 solo), including 12 tackles for loss, a career-high 6.5 sacks, three forced fumbles and two passes defended...Since joining the starting lineup in Week 7 to his final game in Week 16, tied for eighth in the NFL with 10 tackles for loss, tied for 14th in the NFL with 6.5 sacks and tied for eighth with two forced fumbles...**(9/9) at NO:** Made his Buccaneers debut...**(9/16) vs. Phi.:** Appeared in a reserve role along the defensive line...**(9/24) vs. Pit.:** Recorded one tackle for loss in a reserve role...**(10/14) at Atl.:** Tallied one tackle and one pass defended...**(10/21) vs. Cle.:** Recorded a career-high two sacks and one pass defended...His second sack of the contest came on Cleveland's final drive, forcing a punt...**(10/28) at Cin.:** Started and recorded three tackles, including one tackle for loss...**(11/4) at Car.:** Notched three tackles and one sack...**(11/11) vs. Was.:** Registered a sack for the second consecutive game...**(11/18) at NYG:** Posted six tackles and a half-sack...**(11/25) vs. SF:** Started and tallied two tackles, including one for loss, one sack and one forced fumble...**(12/9) vs. NO:** Recorded a strip-sack of QB Drew Brees, which was recovered by teammate DE Jason Pierre-Paul...**(12/16) at Bal.:** Logged three tackles, including one for loss...**(12/23) at Dal.:** Posted two tackles.

2017 (with Cle.): Appeared in 16 games with a career-high 12 starts, totaling 32 tackles (19 solo), three sacks and five passes defended...**(9/10) vs. Pit.:** Started the season opener, recording two tackles and one sack...**(9/17) at Bal.:** Posted one tackle for loss...**(9/24) at Ind.:** Registered two tackles (two) and one pass defended...**(10/1) vs. Cin.:** Notched two tackles...**(10/15) at Hou.:** Made his fifth consecutive start along the defensive line and recorded three tackles (one)...**(10/29) vs. Min.:** Tallied four tackles, one sack and two passes defended...**(11/12) at Det.:** Notched one tackle in a reserve role...**(11/19) vs. Jac.:** Posted three tackles, including one for loss...**(11/26) at Cin.:** Started and recorded three tackles...**(12/1) at Lac.:** Logged two tackles, including one for loss...**(12/10) vs. GB:** Tallied two tackles and one pass defended...**(12/17) vs. Bal.:** Recorded two tackles and one pass defended...**(12/24) at Chi.:** Started and notched one tackle...**(12/31) at Pit.:** Started his ninth contest of the season and finished with two tackles, including one for loss.

2016 (with Cle.): Played in 14 games with three starts in his rookie campaign...Totaled 20 tackles (15 solo), 2.5 sacks and four passes defended...**(9/11) at Phi.:** Started his NFL debut, recording three tackles, one sack and one pass defended...**(10/23) at Cin.:** Recorded a season-high four tackles and posted a half-sack...**(10/30) vs. NYJ:** Logged a career-high three passes defended...**(11/10) at Bal.:** Notched two tackles...**(11/20) vs. Pit.:** Recorded one tackle...**(11/27) vs. NYG:** Posted three tackles...**(12/11) vs. Cin.:** Made one tackle...**(12/18) at Buf.:** Notched one tackle...**(12/24) vs. SD:** Recorded two tackles...**(1/1/17) at Pit.:** Registered three tackles, including one for loss in the season finale.

COLLEGE: Played in 36 games at Penn State (2011-15), making 13 starts...Totaled 65 tackles, 17.5 sacks and eight forced fumbles...Set a Penn State single-season record with a nation-leading 15.5 sacks in 2015, while also leading the FBS with six forced fumbles...Earned All-America honors as a senior...Won the Lombardi Award, Ted Hendricks Award, Lott IMPACT Trophy and the Big Ten's Nagurski-Woodson Defensive Player of the Year in 2015...Became the first Penn State player to win three national

awards since Larry Johnson in 2002...Started all 13 games as a senior in 2015...Recorded a sack in 10 consecutive games, the longest such streak for a Penn State player since sacks became an official NCAA statistic in 2000...Also logged five multi-sack games... Appeared in all 13 games as a junior, notching seven tackles, one sack and one forced fumble...Appeared in 10 games as a sophomore, totaling 12 tackles, one sack and one forced fumble...Two-time Academic All-Big Ten...Graduated with a degree in biology.

PERSONAL: Attended Malvern (Pa.) Preparatory School, where he played offensive tackle and defensive end...Also lettered in basketball...Brother, Ryan, was a fourth-round pick by the New York Giants as a QB in 2013...Last name pronounced NASS-ib.

SINGLE-GAME HIGHS: TACKLES: Total – 6, 11/18/18 vs. NYG. Solo – 6, 10/13/19 vs. Car. Sacks – 2, 10/21/18 at Cle. Fumble Recoveries – 1, 9/22/19 vs. NYG. Forced Fumbles – 1, three times; last: 12/1/19 at Jac. Passes Defensed – 3, 10/30/16 vs. NYJ.

CARL NASSIB'S CAREER STATISTICS

Year	Team	GP	GS	TACKLES					INTERCEPTIONS					FUMBLES		
				Total	Solo	Asst.	Sacks	Yds.	No.	Yds.	Lg.	TD	PD	FF	FR	Yds.
2016	Cleveland	14	3	20	15	5	2.5	14.0	0	0	-	0	4	0	0	0
2017	Cleveland	16	12	32	19	13	3.0	14.0	0	0	-	0	5	0	0	0
2018	Tampa Bay	15	9	29	22	7	6.5	46.0	0	0	-	0	2	3	0	0
2019	Tampa Bay	14	8	34	24	10	6.0	25.0	0	0	-	0	0	1	1	0
Totals		59	32	115	80	35	18.0	99.0	0	0	-	0	11	4	1	0

CARL NASSIB GAME-BY-GAME

2019, TAMPA BAY (7-9)

Date	Opp.	W/L	GP/GS	TACKLES					INTERCEPTIONS					FUMBLES			
				Total	Solo	Asst.	Sacks	Yds.	No.	Yds.	Lg.	TD	PD	FF	FR	Yds.	
9/8	SF	L	1/1	2	2	0	0.0	0.0	0	0	-	0	0	0	0	0	0
9/12	at Car.	W	1/1	2	1	1	0.0	0.0	0	0	-	0	0	0	0	0	0
9/22	NYG	L	1/1	4	2	2	1.0	1.0	0	0	-	0	0	0	1	0	0
9/29	at LAR	W	1/1	3	1	2	0.0	0.0	0	0	-	0	0	0	0	0	0
10/6	at NO	L	1/1	1	0	1	0.0	0.0	0	0	-	0	0	0	0	0	0
10/13	Car.	L	1/1	6	6	0	1.0	6.0	0	0	-	0	0	0	0	0	0
10/27	at Ten.	L	1/1	4	3	1	1.0	8.0	0	0	-	0	0	0	0	0	0
11/3	at Sea.	L	1/1	0	0	0	0.0	0.0	0	0	-	0	0	0	0	0	0
11/10	Ari.	W		(INACTIVE)													
11/17	NO	L		(INACTIVE)													
11/24	at Atl.	W	1/0	1	1	0	1.0	4.0	0	0	-	0	0	0	0	0	0
12/1	at Jac.	W	1/0	3	2	1	1.0	6.0	0	0	-	0	0	1	0	0	0
12/8	Ind.	W	1/0	0	0	0	0.0	0.0	0	0	-	0	0	0	0	0	0
12/15	at Det.	W	1/0	2	2	0	0.0	0.0	0	0	-	0	0	0	0	0	0
12/21	Hou.	L	1/0	2	2	0	1.0	0.0	0	0	-	0	0	0	0	0	0
12/29	Atl	L	1/0	4	2	2	0.0	0.0	0	0	-	0	0	0	0	0	0
Totals			14/8	34	24	10	6.0	25.0	0	0	-	0	0	1	1	0	0

2018, TAMPA BAY (5-11)

Date	Opp.	W/L	GP/GS	TACKLES					INTERCEPTIONS					FUMBLES			
				Total	Solo	Asst.	Sacks	Yds.	No.	Yds.	Lg.	TD	PD	FF	FR	Yds.	
9/9	at NO	W	1/0	0	0	0	0.0	0.0	0	0	-	0	0	0	0	0	0
9/16	Phi.	W	1/0	0	0	0	0.0	0.0	0	0	-	0	0	0	0	0	0
9/24	Pit.	L	1/0	1	1	0	0.0	0.0	0	0	-	0	0	0	0	0	0
9/30	at Chi.	L	1/0	2	1	1	0.0	0.0	0	0	-	0	0	0	0	0	0
10/14	at Atl.	L	1/0	1	0	1	0.0	0.0	0	0	-	0	1	0	0	0	0
10/21	Cle.	W	1/1	2	2	0	2.0	16.0	0	0	-	0	1	0	0	0	0
10/28	at Cin.	L	1/1	3	2	1	0.0	0.0	0	0	-	0	0	0	0	0	0
11/4	at Car.	L	1/0	3	2	1	1.0	10.0	0	0	-	0	0	0	0	0	0
11/11	Was.	L	1/1	1	1	0	1.0	8.0	0	0	-	0	0	0	0	0	0
11/18	at NYG	L	1/1	6	4	2	0.5	4.0	0	0	-	0	0	0	0	0	0
11/25	SF	W	1/1	2	2	0	1.0	5.0	0	0	-	0	0	1	0	0	0
12/2	Car.	W	1/1	0	0	0	0.0	0.0	0	0	-	0	0	0	0	0	0
12/9	NO	L	1/1	3	3	0	1.0	3.0	0	0	-	0	0	1	0	0	0
12/16	at Bal.	L	1/1	3	2	1	0.0	0.0	0	0	-	0	0	0	0	0	0
12/23	at Dal.	L	1/1	2	2	0	0.0	0.0	0	0	-	0	0	1	0	0	0
12/30	Atl.	L		(INACTIVE)													
Totals			15/9	29	22	7	6.5	46.0	0	0	-	0	2	3	0	0	0

CARL NASSIB GAME-BY-GAME

2017, CLEVELAND (0-16)

Date	Opp.	W/L	GP/GS	TACKLES					INTERCEPTIONS					FUMBLES			
				Total	Solo	Asst.	Sacks	Yds.	No.	Yds.	Lg.	TD	PD	FF	FR	Yds.	
9/10	Pit.	L	1/1	2	1	1	1.0	8.0	0	0	-	0	0	0	0	0	0
9/17	at Bal.	L	1/1	1	1	0	0.0	0.0	0	0	-	0	0	0	0	0	0
9/24	at Ind.	L	1/1	4	2	2	0.0	0.0	0	0	-	0	1	0	0	0	0
10/1	Cin.	L	1/1	2	2	0	0.0	0.0	0	0	-	0	0	0	0	0	0
10/8	NYJ	L	1/1	0	0	0	0.0	0.0	0	0	-	0	0	0	0	0	0
10/15	at Hou.	L	1/1	3	1	2	0.0	0.0	0	0	-	0	0	0	0	0	0
10/22	Ten.	L	1/0	0	0	0	0.0	0.0	0	0	-	0	0	0	0	0	0
10/29	Min.	L	1/0	4	4	0	1.0	1.0	0	0	-	0	2	0	0	0	0
11/12	at Det.	L	1/0	1	1	0	0.0	0.0	0	0	-	0	0	0	0	0	0
11/19	Jac.	L	1/0	3	2	1	0.0	0.0	0	0	-	0	0	0	0	0	0
11/26	at Cin.	L	1/1	3	0	3	0.0	0.0	0	0	-	0	0	0	0	0	0
12/3	at LAC	L	1/1	2	2	0	0.0	0.0	0	0	-	0	0	0	0	0	0
12/10	GB	L	1/1	2	0	2	0.0	0.0	0	0	-	0	1	0	0	0	0
12/17	Bal.	L	1/1	2	1	1	0.0	0.0	0	0	-	0	1	0	0	0	0
12/24	at Chi.	L	1/1	1	1	0	0.0	0.0	0	0	-	0	0	0	0	0	0
12/31	at Pit.	L	1/1	2	1	1	1.0	5.0	0	0	-	0	0	0	0	0	0
Totals			16/12	32	19	13	3.0	14.0	0	0	-	0	5	0	0	0	0

2016, CLEVELAND (1-15)

Date	Opp.	W/L	GP/GS	TACKLES					INTERCEPTIONS					FUMBLES			
				Total	Solo	Asst.	Sacks	Yds.	No.	Yds.	Lg.	TD	PD	FF	FR	Yds.	
9/11	at Phi.	L	1/1	3	3	0	1.0	4.0	0	0	-	0	1	0	0	0	0
9/18	Bal.	L	1/0	0	0	0	0.0	0.0	0	0	-	0	0	0	0	0	0
9/25	at Mia.	L		(INACTIVE)													
10/2	at Was.	L		(INACTIVE)													
10/9	NE	L	1/1	0	0	0	0.0	0.0	0	0	-	0	0	0	0	0	0
10/16	at Ten.	L	1/0	0	0	0	0.0	0.0	0	0	-	0	0	0	0	0	0
10/23	at Cin.	L	1/0	4	2	2	0.5	4.0	0	0	-	0	0	0	0	0	0
10/30	NYJ	L	1/0	0	0	0	0.0	0.0	0	0	-	0	3	0	0	0	0
11/6	Dal.	L	1/0	0	0	0	0.0	0.0	0	0	-	0	0	0	0	0	0
11/10	at Bal.	L	1/0	2	1	1	0.0	0.0	0	0	-	0	0	0	0	0	0
11/20	Pit.	L	1/0	1	0	1	0.0	0.0	0	0	-	0	0	0	0	0	0
11/27	NYG	L	1/0	3	3	0	0.0	0.0	0	0	-	0	0	0	0	0	0
12/11	Cin.	L	1/0	1	1	0	0.0	0.0	0	0	-	0	0	0	0	0	0
12/18	at Buf.	L	1/0	1	1	0	0.0	0.0	0	0	-	0	0	0	0	0	0
12/24	SD	W	1/1	2	1	1	0.0	0.0	0	0	-	0	0	0	0	0	0
1/1/17	at Pit.	L	1/0	3	3	0	1.0	6.0	0	0	-	0	0	0	0	0	0
Totals			14/3	20	15	5	2.5	14.0	0	0	-	0	4	0	0	0	0

NICK NELSON

Position: **Cornerback**

HT/WT: **5-11/205**

Acquired: **D4-'18**

Hometown: **Glenarden, Md.**

College: **Wisconsin**

Born: **10/16/96**

NFL Season: **2**

Raiders Season: **2**



TRANSACTIONS: Selected by Oakland Raiders in the fourth round (110th overall) of the 2018 NFL Draft, April 28, 2018.

CAREER: Enters his third season with the Silver and Black... Spent the majority of the 2019 season on the Raiders' practice squad before being elevated to the active roster in Week 15, appearing on special teams in two contests...Ended the season on the Reserve/Injured List...Played in 11 games with three starts as a rookie in 2018 and totaled 17 tackles, one pass defended and one fumble recovery...Added three stops on special teams...Career totals include 13 appearances with three starts.

2019: Started the season on the Raiders' practice squad before signing to the active roster ahead of the club's Week 15 contest...Appeared primarily on special teams in his two games after being promoted to the active roster...Ended the season on the Reserve/Injured List with a knee injury...(12/15) vs. Jac.: Appeared primarily on special teams in his regular season debut...(12/22) at LAC: Appeared exclusively on special teams.

2018: Played in 11 games with three starts during his rookie campaign, tallying 17 tackles (10 solo), one pass defended and one fumble recovery...Played significant time on special teams and made three stops for the unit...(10/28) vs. Ind.: Recorded two tackles as a rotational player on defense in his Raiders debut...(11/11) vs. LAC: Recorded two tackles on defense...Appeared on special teams...(11/18) at Ari.: Recorded one special teams tackle...(11/25) at Bal.: Registered a career-high five tackles (two) in his first start on defense...(12/2) vs. KC: Earned his second career start...Posted two tackles and recorded his first career fumble recovery when he jumped on a loose ball forced out by LB Tahir Whitehead...(12/9) vs. Pit.: Recorded one tackle...Appeared primarily on special teams...(12/16) at Cin.: Notched one tackle as a rotational player on defense while contributing two tackles on special teams...(12/24) vs. Den.: Recorded his first career pass defended...(12/30) at KC: Recorded four tackles (three).

COLLEGE: Played for two different schools over three seasons, starting his career at Hawaii before transferring to Wisconsin... Appeared in 37 career games with 35 starts, totaling 124 tackles (95 solo), 42 passes defended, one sack and two forced fumbles...Transferred to Wisconsin prior to the 2016 season and redshirted...Started all 14 games for the Badgers in 2017, posting 35 tackles and 21 passes defended...His 21 passes defended set a single-season school record and led the nation...Also returned 24 punts for 206 yards (8.6 avg.) and one TD...Was named to the All-Big Ten First Team and the CBS All-American Second Team... Played two years at Hawaii, appearing in 23 games with 21 starts and totaling 89 tackles, 21 passes defended, one sack and two forced fumbles...Played in 10 games with eight starts in 2014, totaling 36 tackles, six passes defended and one forced fumble... Majored in life sciences and communication.

PERSONAL: Attended Suitland High School in District Heights, Md. ...Played wide receiver and defensive back...Finished his senior season with 20 catches for 503 yards and five TDs...Helped Suitland to county and regional championships and a Class 4A state runner-up finish...Named honorable mention all-state and first-team all-county at receiver as a senior...Selected for 2014 Offense-Defense All-American Bowl.

ADDITIONAL STATISTICS: Special Teams Tackles – 3 in 2018.

SINGLE-GAME HIGHS: TACKLES: Total – 5, 11/25/18 at Bal. Solo – 3, 12/30/18 at KC. Passes Defended – 1, 12/24/18 vs. Den. Fumble Recoveries – 1, 12/2/18 vs. KC.

NICK NELSON'S CAREER STATISTICS

Year	Team	GP	GS	TACKLES						INTERCEPTIONS					FUMBLES		
				Total	Solo	Asst.	Sacks	Yds.	No.	Yds.	Lg.	TD	PD	FF	FR	Yds.	
2018	Oakland	11	3	17	10	7	0.0	0.0	0	0	-	0	1	0	0	1	0
2019	Oakland	2	0	0	0	0	0.0	0.0	0	0	-	0	0	0	0	0	0
Totals		13	3	17	10	7	0.0	0.0	0	0	-	0	1	0	1	0	

NICK NELSON GAME-BY-GAME

2019, OAKLAND (7-9)

Date	Opp.	W/L	GP/GS	TACKLES					INTERCEPTIONS					FUMBLES			
				Total	Solo	Asst.	Sacks	Yds.	No.	Yds.	Lg.	TD	PD	FF	FR	Yds.	
9/9	Den.	W		(PRACTICE SQUAD)													
9/15	KC	L		(PRACTICE SQUAD)													
9/22	at Min.	L		(PRACTICE SQUAD)													
9/29	at Ind.	W		(PRACTICE SQUAD)													
10/6	Chi.	W		(PRACTICE SQUAD)													
10/20	at GB	L		(PRACTICE SQUAD)													
10/27	at Hou.	L		(PRACTICE SQUAD)													
11/3	Det.	W		(PRACTICE SQUAD)													
11/7	LAC	W		(PRACTICE SQUAD)													
11/17	Cin.	W		(PRACTICE SQUAD)													
11/24	at NYJ	L		(PRACTICE SQUAD)													
12/1	at KC	L		(PRACTICE SQUAD)													
12/8	Ten.	L		(PRACTICE SQUAD)													
12/15	Jac.	L	1/0	0	0	0	0.0	0.0	0	0	-	0	0	0	0	0	0
12/22	at LAC	W	1/0	0	0	0	0.0	0.0	0	0	-	0	0	0	0	0	0
12/30	at Den.	L		(RESERVE/INJURED LIST - KNEE)													
Totals			2/0	0	0	0	0.0	0.0	0	0	-	0	0	0	0	0	0

2018, OAKLAND (4-12)

Date	Opp.	W/L	GP/GS	TACKLES					INTERCEPTIONS					FUMBLES			
				Total	Solo	Asst.	Sacks	Yds.	No.	Yds.	Lg.	TD	PD	FF	FR	Yds.	
9/10	LAR	L		(INACTIVE)													
9/16	at Den.	L		(INACTIVE)													
9/23	at Mia.	L		(INACTIVE)													
9/30	Cle.	W	1/0	0	0	0	0.0	0.0	0	0	-	0	0	0	0	0	0
10/7	at LAC	L		(INACTIVE)													
10/14	Sea.	L		(INACTIVE)													
10/28	Ind.	L	1/0	2	2	0	0.0	0.0	0	0	-	0	0	0	0	0	0
11/1	at SF	L	1/0	0	0	0	0.0	0.0	0	0	-	0	0	0	0	0	0
11/11	LAC	L	1/0	2	1	1	0.0	0.0	0	0	-	0	0	0	0	0	0
11/18	at Ari.	W	1/0	0	0	0	0.0	0.0	0	0	-	0	0	0	0	0	0
11/25	at Bal.	L	1/1	5	3	2	0.0	0.0	0	0	-	0	0	0	0	0	0
12/2	KC	L	1/1	2	1	1	0.0	0.0	0	0	-	0	0	0	1	0	0
12/9	Pit.	W	1/0	1	1	0	0.0	0.0	0	0	-	0	0	0	0	0	0
12/16	at Cin.	L	1/0	1	0	1	0.0	0.0	0	0	-	0	0	0	0	0	0
12/24	Den.	W	1/1	0	0	0	0.0	0.0	0	0	-	0	1	0	0	0	0
12/30	at KC	L	1/0	4	3	1	0.0	0.0	0	0	-	0	0	0	0	0	0
Totals			11/3	17	11	6	0.0	0.0	0	0	-	0	1	0	1	0	0

22 KEISEAN NIXON

Position: **Cornerback**

HT/WT: **5-10/200**

Acquired: **FA-'19**

Hometown: **Compton, Calif.**

College: **South Carolina**

Born: **06/22/97**

NFL Season: **2**

Raiders Season: **2**



TRANSACTIONS: Signed by Oakland Raiders as an undrafted free agent, May 2, 2019.

2019: Played in 14 games in his rookie season, while leading the team with eight special teams tackles...**(9/9) vs. Den.:** Appeared exclusively on special teams in his NFL debut...**(9/15) vs. KC:** Saw action on both defense and special teams, recording two tackles...**(9/22) at Min.:** Appeared exclusively on special teams and recorded one stop...**(11/3) vs. Det.:** Appeared exclusively on special teams and contributed one tackle...**(10/6) vs. Chi.:** Appeared exclusively on special teams and contributed one tackle...**(10/27) at Hou.:** Saw action primarily on special teams and recorded one stop...**(11/3) vs. Det.:** Appeared exclusively on special teams and contributed one tackle...**(11/17) vs. Cin.:** Appeared exclusively on special teams...**(11/24) at NYJ:** Saw action on special teams...**(12/1) at KC:** Appeared exclusively on special teams...**(12/8) vs. Ten.:** Appeared exclusively on special teams and contributed one tackle...**(12/15) vs. Jac.:** Saw action on special teams...**(12/22) at LAC:** Recorded one tackle and one pass defended at cornerback, filling in for an injured S Lamarcus Joyner...Also notched a career-high two stops on special teams...**(12/29) at Den.:** Appeared exclusively on special teams.

AT A GLANCE

- Appeared in 14 games in his rookie season, seeing action on both defense and special teams and leading the team with eight special teams tackles.
- Led the team with eight special teams tackles in 2019.
- Played two years at South Carolina after transferring from Arizona Western College in Yuma, Ari., appearing in 24 games with 12 starts.
- Totalled 71 tackles (49 solo), 1.5 tackles for loss, two INTs, nine passes defended and one fumble recovery in his two seasons with South Carolina.

COLLEGE: Played two years at South Carolina after transferring from Arizona Western College in Yuma, Ari. ...In two years at South Carolina, played in 24 games with 12 starts...Totalled 71 tackles (49 solo), 1.5 tackles for loss, two INTs, nine passes defended and one fumble recovery...As a senior, played in 12 games with 11 starts...Totalled 63 tackles (42), 1.5 tackles for loss and a team-high nine passes defended...Also had three kickoff returns for 45 yards...As a junior, played in 12 games with one start and was credited with eight tackles (seven)...As a sophomore at Arizona Western College, led team to an 11-1 record and an appearance in the NJCAA National Championship Game...Earned second-team All-American honors...Posted 30 tackles with six INTs, returning two picks for scores, and five passes defended...Also averaged 42.0 yards on nine kickoff returns with two TDs...Named NJCAA Special Teams Player of the Week after logging 316 return yards, including back-to-back kickoff returns for TDs, against Mesa...Ranked the No. 24 JUCO prospect in the nation by Rivals.com...Rated as the No. 3 JUCO cornerback and the No. 10 overall player by ESPN.com...As a freshman, posted 36 tackles with five INTs and four passes defended.

PERSONAL: Attended Salesian High School in Los Angeles...Played for his uncle, rapper Snoop Dogg, in the Snoop Youth Football League, a Pop Warner-age conference in Southern California...First name is pronounced KEY-shawn.

ADDITIONAL STATISTICS: Special teams tackles – 8 in 2019; NFL totals: 8.

SINGLE-GAME HIGHS: TACKLES: Total – 2, 9/15/19 vs. KC. Solo – 2, 9/15/19 vs. KC. Passes defended – 1, 12/22/19 at LAC.



KEISEAN NIXON'S CAREER STATISTICS

Year	Team	GP	GS	TACKLES					Yds.	INTERCEPTIONS					FUMBLES		
				Total	Solo	Asst.	Sacks	Yds.		No.	Yds.	Lg.	TD	PD	FF	FR	Yds.
2019	Oakland	14	0	3	3	0	0.0	0.0	0	0	-	0	1	0	0	0	
Totals		14	0	3	3	0	0.0	0.0	0	0	-	0	1	0	0	0	

KEISEAN NIXON GAME-BY-GAME

2019, OAKLAND (7-9)

Date	Opp.	W/L	GP/GS	TACKLES					INTERCEPTIONS					FUMBLES			
				Total	Solo	Asst.	Sacks	Yds.	No.	Yds.	Lg.	TD	PD	FF	FR	Yds.	
9/9	Den.	W	1/0	0	0	0	0.0	0.0	0	0	-	0	0	0	0	0	0
9/15	KC	L	1/0	2	2	0	0.0	0.0	0	0	-	0	0	0	0	0	0
9/22	at Min.	L	1/0	0	0	0	0.0	0.0	0	0	-	0	0	0	0	0	0
9/29	at Ind.	W	1/0	0	0	0	0.0	0.0	0	0	-	0	0	0	0	0	0
10/6	Chi.	W	1/0	0	0	0	0.0	0.0	0	0	-	0	0	0	0	0	0
10/20	at GB	L		(INACTIVE)													
10/27	at Hou.	L	1/0	0	0	0	0.0	0.0	0	0	-	0	0	0	0	0	0
11/3	Det.	W	1/0	0	0	0	0.0	0.0	0	0	-	0	0	0	0	0	0
11/7	LAC	W		(INACTIVE)													
11/17	Cin.	W	1/0	0	0	0	0.0	0.0	0	0	-	0	0	0	0	0	0
11/24	at NYJ	L	1/0	0	0	0	0.0	0.0	0	0	-	0	0	0	0	0	0
12/1	at KC	L	1/0	0	0	0	0.0	0.0	0	0	-	0	0	0	0	0	0
12/8	Ten.	L	1/0	0	0	0	0.0	0.0	0	0	-	0	0	0	0	0	0
12/15	Jac.	L	1/0	0	0	0	0.0	0.0	0	0	-	0	0	0	0	0	0
12/22	at LAC	W	1/0	1	1	0	0.0	0.0	0	0	-	0	1	0	0	0	0
12/30	at Den.	L	1/0	0	0	0	0.0	0.0	0	0	-	0	0	0	0	0	0
Totals			14/0	3	3	0	0.0	0.0	0	0	-	0	1	0	0	0	0

84 NICK O'LEARY

Position: **Tight End**

HT/WT: **6-3/252**

Acquired: **UFA-'20 (Jac.)**

Hometown: **Palm Beach Gardens, Fla.**

College: **Florida State**

Born: **08/31/92**

NFL Season: **5**

Raiders Season: **1**



TRANSACTIONS: Selected by Buffalo Bills in the sixth round (194th overall) of the 2015 NFL Draft...Waived by Bills, Sept. 8, 2015...Signed by Bills to practice squad, Sept. 9, 2015...Signed by Bills to active roster, Dec. 8, 2015...Waived by Bills, Sept. 1, 2018...Signed by Miami Dolphins to practice squad, Sept. 20, 2018...Signed by Dolphins to active roster, Oct. 6, 2018...Released by Dolphins, Oct. 29, 2019...Signed by Jacksonville Jaguars as a free agent, Nov. 18, 2019...Signed by Las Vegas Raiders as an unrestricted free agent, April 6, 2020.

CAREER: Enters his sixth NFL season, first with the Raiders... Made previous stops with the Buffalo Bills (2015-17), Miami Dolphins (2018-19) and Jacksonville Jaguars (2019)...Appeared in 12 games with five starts in 2019 and finished with 13 receptions for 109 yards and one TD...In 2018, played in 12 games with seven starts, hauling in eight passes for 86 yards and one TD...Appeared in 15 games with five starts in 2017, recording 22 receptions for 322 yards and two TDs...In 2016, played in all 16 games with seven starts, recording nine receptions for 114 yards...As a rookie in 2015, appeared in four games and recorded one catch for 37 yards...Career totals include 59 games played with 24 starts, totaling 53 receptions for 668 yards and four TDs.

2019 (with Mia. and Jac.): Appeared in 12 games, making five starts and hauling in 13 passes for 109 yards and one TD...Saw action in seven games and made two starts for Miami in Weeks 1-8...Joined Jacksonville prior to Week 12 of the season...**(11/24) at Ten.:** Made his Jaguars debut, starting at tight end and recording four receptions for 36 yards...**(12/1) vs. TB:** Started at tight end and made one catch for six yards...**(12/8) vs. LAC:** Started and hauled in four passes for 30 yards, including one TD...**(12/15) at Oak.:** Saw action at tight end...**(12/22) at Atl.:** Saw action at tight end.

2018 (with Mia.): Spent the offseason and training camp with the Buffalo Bills before signing to the Miami Dolphins practice squad on Sept. 20...Was elevated to the Dolphins active roster on Oct. 6...Finished with eight receptions for 86 yards and one TD...**(10/14) vs. Chi.:** Recorded four receptions for 49 yards and one TD...**(10/21) vs. Det.:** Started at tight end, recording two receptions for 23 yards...**(11/11) at GB:** Started and hauled in one pass for five yards...**(12/2) vs. Buf.:** Started and made one catch for nine yards.

2017 (with Buf.): Appeared in 15 games, making five starts...Finished with career highs in receptions (22), yards (322) and TDs (two)...**(9/10) vs. NYJ:** Started at tight end in the season opener, recording one reception for 22 yards...**(9/24) vs. Den.:** Hauled in one pass for 31 yards...**(10/8) at Cin.:** Registered a career-high five receptions for 54 yards...**(10/22) vs. TB:** Recorded two receptions for a career-high 58 yards...**(10/29) vs. Oak.:** Started and recorded one catch for five yards...**(11/2) at NYJ:** Started at tight end, finishing with four receptions for 51 yards...**(11/12) vs. NO:** Hauled in a seven-yard TD pass from current Raiders QB Nathan Peterman, marking his first career TD reception...**(11/19) at LAC:** Made one catch for eight yards...**(11/26) at KC:** Hauled in two passes for 18 yards...**(12/31) at Mia.:** Caught a 26-yard TD pass from QB Tyrod Taylor in the first quarter...**Postseason: (1/7/18) at Jac.:** Saw action in the AFC Wildcard and recorded two catches for 22 yards.

2016 (with Buf.): Appeared in all 16 games, making seven starts and recording nine receptions for 114 yards (12.7 avg.)...Added two kickoff returns for 27 yards and one special teams tackle...**(9/25) at Ari.:** Made his first NFL start and recorded one catch for 28 yards...**(10/2) at NE:** Started and hauled in two passes for 20 yards...**(10/16) vs. SF:** Recorded two receptions for 29 yards...**(10/23) at Mia.:** Made one catch for seven yards...**(10/30) vs. NE:** Hauled in one pass for 10 yards...**(12/4) at Oak.:** Started and recorded one reception for eight yards...**(12/11) vs. Pit.:** Made one catch for 12 yards...**(1/1/17) at NYJ:** Made his fifth consecutive start at tight end in the season finale.

2015 (with Buf.): Spent the first 12 weeks of the season on the team's practice squad before appearing in four games during his rookie season...**(12/13) at Phi.:** Made his NFL debut...**(12/20) at Was.:** Caught his first career pass for a career-long 37 yards.

COLLEGE: Played four seasons (2011-14) at Florida State, appearing in 54 games and making 41 starts, finishing his career as the school's all-time leader among tight ends in receptions (114), receiving yards (1,591) and TDs (18)...As a senior, recorded 48 receptions for 618 yards and six TDs in 14 starts...Named a first team All-American and John Mackey Award winner, given to the nation's top tight end...Started all 14 games as a junior, hauling in 33 receptions for 557 yards and seven TDs...Helped lead Florida State to the BCS National Championship...Played in all 13 games with 11 starts, hauling in 21 receptions for 252 yards and three TDs as a sophomore in 2012...Played in all 13 games as a true freshman in 2011, making two starts and recording 12 receptions for 164 yards and one TD.

PERSONAL: Attended William T. Dwyer High School in Palm Beach Gardens, Fla. ...As a senior, hauled in 51 receptions for 875 yards and 12 TDs...Earned All-American, first-team all-country and first-team all-area honors...Helped team to the 2010 Class 4A state football semifinals...Grandfather is legendary golfer Jack Nicklaus.

AT A GLANCE

- Sixth-year tight end who has appeared in 59 games, making 24 starts over five seasons in the NFL and recorded 53 receptions for 668 yards (12.6 avg.) and four TDs.
- Appeared in 12 games with five starts between the Miami Dolphins and Jacksonville Jaguars in 2019, hauling in 13 passes for 109 yards and one TD.
- Registered career highs in receptions (22), yards (322) and TDs (two) with the Bills in 2017.
- Ended his career as Florida State's all-time leader in receptions (114), receiving yards (1,591) and TDs (17) among tight ends.
- As a senior in 2014, collecting 48 receptions for 618 yards (12.9 rec. avg.) and six TDs en route to John Mackey Award honors, awarded to the nation's top tight end, becoming the first Florida State player to win the award.
- Helped lead Florida State to the BCS National Championship as a junior in 2013, hauling in 33 receptions for 557 yards and seven TDs.

O'LEARY

ADDITIONAL STATISTICS: Special teams tackles: 1 in 2016; NFL totals: 1.

SINGLE GAME HIGHS: RECEIVING: Receptions—5, 10/18/17 at Cin. Yards—58, 10/22/17 vs. TB. Long—37, 12/20/15 at Was. Touchdowns—1, four times; last: 12/8/19 vs. LAC.

NICK O'LEARY'S CAREER STATISTICS

Year	Team	GP	GS	RECEIVING				TD	Att.	RUSHING				TOTAL OFFENSE
				Rec.	Yds.	Avg.	Lg.			Yds.	Avg.	Lg.	TD	
2015	Buffalo	4	0	1	37	37.0	37	0	0	0	-	-	0	37
2016	Buffalo	16	7	9	114	12.7	28	0	0	0	-	-	0	114
2017	Buffalo	15	5	22	322	14.6	32	2	0	0	-	-	0	322
2018	Miami	12	7	8	86	10.8	19	1	0	0	-	-	0	86
2019	Mia./Jac.	12	5	13	109	8.4	19	1	0	0	-	-	0	109
Totals		59	24	53	668	12.6	37	4	0	0	-	-	0	668
POSTSEASON														
2017	Buffalo	1	0	2	22	11.0	13	0	0	0	-	-	0	22
Totals		1	0	2	22	11.0	13	0	0	0	-	-	0	22

NICK O'LEARY GAME-BY-GAME

2019, MIAMI/JACKSONVILLE

2018, MIAMI (7-9)

Date	Opp.	W/L	GP/GS	RECEIVING				TD	Date	Opp.	W/L	GP/GS	RECEIVING				TD
				Rec.	Yds.	Avg.	Lg.						Rec.	Yds.	Avg.	Lg.	
9/15	NE*	L	1/1	1	6	6.0	6	0	9/9	Ten.	W	(NOT ON ROSTER)					
9/22	at Dal.*	L	1/0	1	19	19.0	19	0	9/16	at NYJ	W	(NOT ON ROSTER)					
9/29	LAC*	L	1/0	1	9	9.0	9	0	9/23	Oak.	W	(PRACTICE SQUAD)					
10/13	Was.*	L	1/1	1	3	3.0	3	0	9/30	at NE	L	(PRACTICE SQUAD)					
10/20	at Buf.*	L	1/0	0	0	-	-	0	10/7	at Cin.	L	1/0	0	0	-	-	0
10/28	at Pit.*	L	1/0	0	0	-	-	0	10/14	Chi.	W	1/1	4	49	12.3	19	1
11/3			(NOT ON ROSTER)						10/21	Det.	L	1/1	2	23	11.5	14	0
11/10			(NOT ON ROSTER)						10/25	at Hou.	L	1/0	0	0	-	-	0
11/17			(NOT ON ROSTER)						11/4	NYJ	W	1/1	0	0	-	-	0
11/24	at Ten.	L	1/1	4	36	9.0	15	0	11/11	at GB	L	1/1	1	5	5.0	5	0
12/1	TB	L	1/1	1	6	6.0	6	0	11/25	at Ind.	L	1/0	0	0	-	-	0
12/8	LAC	W	1/1	4	30	7.5	12t	1	12/2	Buf.	W	1/1	1	9	9.0	9	0
12/15	at Oak.	W	1/0	0	0	-	-	0	12/9	NE	W	1/0	0	0	-	-	0
12/22	at Atl.	L	1/0	0	0	-	-	0	12/16	at Min.	L	1/0	0	0	-	-	0
12/29	Ind.	W	(INACTIVE - SHOULDER)						12/23	Jac.	L	1/1	0	0	-	-	0
Totals			12/5	13	109	8.4	19	1	12/30	at Buf.	L	1/1	0	0	-	-	0
									Totals			12/7	8	86	10.8	19	1

*w/Mia.

NICK O'LEARY GAME-BY-GAME

2017, BUFFALO (9-7)

Date	Opp.	W/L	GP/GS	RECEIVING					TD
				Rec.	Yds.	Avg.	Lg.	TD	
9/10	NYJ	W	1/1	1	22	22.0	22	0	
9/17	at Car.	L	1/0	0	0	-	-	0	
9/24	Den.	W	1/0	1	31	31.0	31	0	
10/1	at Atl.	W	1/1	0	0	-	-	0	
10/8	at Cin.	L	1/0	5	54	10.8	19	0	
10/22	TB	W	1/1	2	58	29.0	32	0	
10/29	Oak.	W	1/1	1	5	5.0	5	0	
11/2	at NYJ	L	1/1	4	51	12.8	20	0	
11/12	NO	L	1/0	1	7	7.0	7t	1	
11/19	at LAC	L	1/0	1	8	8.0	8	0	
11/26	at KC	W	1/0	2	18	9.0	15	0	
12/3	NE	L		(INACTIVE)					
12/10	Ind.	W	1/0	1	9	9.0	9	0	
12/17	Mia.	W	1/0	2	33	16.5	25	0	
12/24	at NE	L	1/0	0	0	-	-	0	
12/31	at Mia.	W	1/0	1	26	26.0	26t	1	
Totals			15/5	22	322	14.6	32	2	
POSTSEASON									
1/7/18	at Jac.	L	1/1	2	22	11.0	13	0	

2016, BUFFALO (7-9)

Date	Opp.	W/L	GP/GS	RECEIVING					TD
				Rec.	Yds.	Avg.	Lg.	TD	
9/11	at Bal.	L	1/0	0	0	-	-	0	
9/15	NYJ	L	1/0	0	0	-	-	0	
9/25	Ari.	W	1/1	1	28	28.0	28	0	
10/2	at NE	W	1/1	2	20	10.0	17	0	
10/9	at LAR	W	1/0	0	0	-	-	0	
10/16	SF	W	1/0	2	29	14.5	23	0	
10/23	at Min.	L	1/0	1	7	7.0	7	0	
10/30	NE	L	1/0	1	10	10.0	10	0	
11/7	at Sea.	L	1/0	0	0	-	-	0	
11/20	at Cin.	W	1/0	0	0	-	-	0	
11/27	Jac.	W	1/0	0	0	-	-	0	
12/4	at Oak.	L	1/1	1	8	8.0	8	0	
12/11	Pit.	L	1/1	1	12	12.0	12	0	
12/18	Cle.	W	1/1	0	0	-	-	0	
12/24	Mia.	L	1/1	0	0	-	-	0	
1/1/17	at NYJ	L	1/1	0	0	--	-	0	
Totals			16/7	9	114	12.7	28	0	

2015, BUFFALO (8-8)

Date	Opp.	W/L	GP/GS	RECEIVING				
				Rec.	Yds.	Avg.	Lg.	TD
9/13	Ind.	W		(PRACTICE SQUAD)				
9/20	NE	L		(PRACTICE SQUAD)				
9/27	at Mia.	W		(PRACTICE SQUAD)				
10/4	NYG	L		(PRACTICE SQUAD)				
10/11	at Ten.	W		(PRACTICE SQUAD)				
10/18	Cin.	L		(PRACTICE SQUAD)				
10/25	at Jac.	L		(PRACTICE SQUAD)				
11/8	Mia.	W		(PRACTICE SQUAD)				
11/12	at NYJ	W		(PRACTICE SQUAD)				
11/23	at NE	L		(PRACTICE SQUAD)				
11/29	at KC	L		(PRACTICE SQUAD)				
12/6	Hou.	W		(PRACTICE SQUAD)				
12/13	at Phi.	L	1/0	0	0	-	-	0
12/20	at Was.	L	1/0	1	37	37.0	37	0
12/27	Dal.	W	1/0	0	0	-	-	0
1/3/16	NYJ	W	1/0	0	0	-	-	0
Totals			4/0	1	37	37.0	37	0

75 BRANDON PARKER

Position: **Tackle**
HT/WT: **6-8/320**

Acquired: **D3a-'18**

Hometown: **Kannapolis, N.C.**
College: **North Carolina A&T**

Born: **10/21/95**
NFL Season: **3**
Raiders Season: **3**



TRANSACTIONS: Selected by Oakland Raiders in the third round (65th overall) of the 2018 NFL Draft, April 27, 2018.

CAREER: Enters his third season with the Silver and Black... Played in 11 games with three starts for an offensive line that allowed the eighth-fewest sacks in the NFL in 2019... Appeared in 15 games and made 12 starts at right tackle in his rookie season... Career totals include 26 appearances with 15 starts.

2019: Appeared in 11 games with three starts in his second season in the NFL... Was part of an offensive line that helped pave the way for the Raiders' first 1,000-yard rookie rusher in franchise history and allowed the eighth-fewest sacks (29) in the NFL... **(9/9) vs. Den.:** Appeared on both offense and special teams in the win... **(9/15) vs. KC:** Appeared in a reserve role on the offensive line... **(9/22) at Min.:** Saw action on both offense and special teams... **(10/20) at GB:** Saw action in a reserve role on offense and helped RB Josh Jacobs record a career-high 124 rushing yards in the contest... **(11/17) vs. Cin.:** Saw action in a reserve role on both offense and special teams... **(11/24) at NYJ:** Appeared exclusively on special teams... **(12/1) at KC:** Saw action on both offense and special teams... **(12/8) vs. Ten.:** Started at right tackle and helped pave the way for 356 yards of offense... **(12/15) vs. Jac.:** Started at tackle and helped pave the way for 180 yards of total offense in the first quarter, the most yards in a first quarter for the Raiders at home since Week 7 of 2006... **(12/22) at LAC:** Started at right tackle and was part of an offensive line that helped QB Derek Carr finish with an 86.7 completion percentage, his highest of the season, and a passer rating of 118.2... **(12/29) at Den.:** Appeared in a reserve role, exclusively on special teams.

2018: Appeared in 15 games with 12 starts at right tackle during his rookie season with the Silver and Black... **(9/10) vs. LAR:** Saw limited action exclusively on special teams in his NFL debut... **(9/16) at Den.:** Appeared on special teams... **(9/30) vs. Cle.:** Filled in at right tackle due to injuries on the line... Helped pave the way for the Raiders run game as RB Marshawn Lynch recorded 130 rushing yards, the seventh most of his career... Allowed QB Derek Carr to record 437 passing yards, the second most of his career, with four TDs... Helped the Raiders offense produce two 100-yard receivers, one 100-yard rusher and one 400-yard passer for the first time in franchise history since the 1970 AFL merger... **(10/7) at LAC:** Made his first career start at right tackle... **(10/14) vs. Sea.:** Started at right tackle in the contest... **(10/28) vs. Ind.:** Started at right tackle, helping the line post their first clean sheet of the season... Helped pave the way as Carr recorded three passing TDs and his first career rushing TD... **(11/1) at SF:** Started at right tackle in the contest... **(11/11) vs. LAC:** Helped the run game total 100-plus yards (114) for the fifth time this season... **(11/18) at Ari.:** Started at right tackle in the win, paving the way for 152 rushing yards... Helped Carr finish with a passer rating of 100.5 as he orchestrated the 15th fourth-quarter comeback of his career... **(11/25) at Bal.:** Started at right tackle in the contest... **(12/2) vs. KC:** Paved the way for a season-high 171 rushing yards and 442 total net yards... **(12/9) vs. Pit.:** Started at right tackle, helping Carr throw for 322 yards as he set a new franchise record for most consecutive games without an INT with eight straight... **(12/16) at Cin.:** Started at right tackle in the contest... **(12/24) vs. Den.:** Started at right tackle in the win, helping RB Doug Martin surpass 100 yards on the ground for the first time on the season... Part of an offensive line that surrendered just one sack in the contest, while helping Carr extend his INT-less streak to 325 passes over 10 games, which marked the longest active streak in the NFL at the time... **(12/30) at KC:** Started at right tackle in the contest, helping Martin record 100 rushing yards to mark his second consecutive game with 100-or-more yards on the ground.

COLLEGE: Played four seasons at North Carolina A&T, starting all 48 games of his career at left tackle... Never missed a start throughout his career... Was a three-time FCS All-American at left tackle (2015-17)... Named the Mid-Eastern Athletic Conference Offensive Lineman of the Year for three straight years from

AT A GLANCE

- Appeared in 26 contests and made 15 starts over his first two years with the Silver and Black.
- Played in 11 games and made three starts for an offensive line that allowed the eighth-fewest sacks in the NFL in 2019.
- Started all 48 games during his collegiate career at North Carolina A&T, never missing a game.
- Named an FCS All-American left tackle three times from 2015-17.
- Named the Mid-Eastern Athletic Conference Offensive Lineman of the Year for three straight years from 2015-17 and was selected to the All-MEAC team four times.



2015-17...Was a four-time All-MEAC selection in each season, including a first-team selection in his last three seasons...Never surrendered a sack in his career and was only called for seven penalties...Helped the Aggies lead the MEAC in rushing offense for three straight seasons from 2015-17...Started all 12 games at left tackle as a senior...Named the MEAC Offensive Lineman of the Year...Named to the FCS All-American First Team and the All-MEAC First Team...Earned MEAC Offensive Lineman of the Week eight times...Finished in the Top-10 in voting for the Walter Payton Award that recognizes the best offensive player in FCS... Helped the Aggies rank first in the conference in total first downs, rushing offense, scoring offense, fewest sacks allowed, passing offense and total offense...Started all 12 games as a junior...Named the MEAC Offensive Lineman of the Year...Named to the FCS All-American First Team and the All-MEAC First Team...Earned MEAC Offensive Lineman of the Week five times...Helped the Aggies produce the No. 1 total offense, rushing offense and third-rated passing offense in the conference...Part of an offensive line that allowed the fewest sacks and paved the way as RB Tarik Cohen set the single-season school rushing record (1,583 yards) and QB Lamar Raynard set a school record for single-season completion percentage (64.6)...Started all 12 games at left tackle as a sophomore...Named the MEAC Offensive Lineman of the Year...Named to the FCS All-American First Team and the All-MEAC First Team...Was the first Aggie to win MEAC Offensive Lineman of the Year since 2001...Started all 12 games as a true freshman... Named to the All-MEAC Third Team...Majored in electrical engineering.

PERSONAL: Attended A.L. Brown High School in Kannapolis, N.C. ...Ranked the 46th prospect in the state by Max Preps... Father, Curtis, was an offensive lineman at North Carolina...Sister, Jasmine, played for the women's basketball team at NCA&T.

ADDITIONAL STATISTICS: Miscellaneous tackles – 2 in 2018.

BRANDON PARKER'S GAMES PLAYED/STARTED

Year	Team	GP	GS
2018	Oakland	15	12
2019	Oakland	11	3
Totals		26	15

3

NATHAN PETERMAN

Position: **Quarterback**

HT/WT: **6-2/225**

Acquired: **FA-'18**

Hometown: **Jacksonville, Fla.**

College: **Pittsburgh**

Born: **05/04/94**

NFL Season: **4**

Raiders Season: **2**



TRANSACTIONS: Selected by Buffalo Bills in the fifth round (171st overall) of the 2017 NFL Draft, April 29, 2017...Waived by Bills, Nov. 14, 2018...Signed by Oakland Raiders to practice squad, Dec. 19, 2018...Signed by Raiders as a reserve/future free agent, Jan. 1, 2019.

CAREER: Fourth-year quarterback enters his second full season with the Raiders after spending the 2019 campaign on the Reserve/Injured List...Originally joined the club in December 2018...Played in four games with two starts in 2018, completing 44-of-81 passes for 296 yards with one TD against seven INTs...As a rookie, appeared in four games with two starts, compiling 252 yards on 24-of-49 passing with two TDs and five INTs...Originally entered the NFL as a fifth round selection of the Buffalo Bills in 2017...Career totals include eight games played with four starts, 548 passing yards on 68-of-130 attempts with three TDs and 12 INTs.

2019: Placed on the Reserve/Injured List on Sept. 2 with an elbow injury that sidelined him for the entirety of the season.

2018 (with Buf. and Oak.): Played in four games with two starts, completing 44-of-81 attempts for 296 yards (54.3 percent) with one TD and seven INTs...Rushed 10 times for 50 yards with one TD, marking his first career rushing score...**(9/9) at Bal.:** Made his third career start...Completed 5-of-18 passes for 24 yards with two INTs...**(10/14) at Hou.:** Threw for 61 yards on 6-of-12 passing with one TD and two INTs...**(10/29) vs. NE:** Completed 2-of-2 attempts for 23 yards...**(11/4) vs. Chi.:** Set career highs in completions (31), passing attempts (49) and passing yards (188)...Rushed eight times for 47 yards, both career highs...Recorded his first career rushing TD.

2017 (with Buf.): Appeared in four games with two starts, completing 24-of-49 attempts for 252 yards with two TDs and five INTs...Rushed for 23 yards on seven carries (3.3 avg.)...**(11/12) vs. NO:** Entered the game in the fourth quarter and completed 7-of-10 passes for 79 yards with one TD in his first NFL action...Threw first career TD pass to TE Nick O'Leary for a 10-yard score...**(11/19) at LAC:** Made his first career NFL start...Finished with 66 yards on 6-of-14 passing (42.9 percent) and five INTs...**(12/3) at NE:** Completed 6-of-15 attempts for 50 yards...Rushed one time for nine yards...**(12/10) vs. Ind.:** Started his second career game and connected with WR Kelvin Benjamin on an 8-yard TD pass...Completed 2-of-10 attempts for 57 yards and added four carries for 10 yards...**Postseason: (1/7/18) at Jac.:** Made his first career postseason appearance...Completed one pass for 14 yards with one INT.



AT A GLANCE

- Enters his second season with the Silver and Black after spending his first two seasons with the Bills (2017-18).
- Was placed on the Reserve/Injured List with an elbow injury for the entirety of the 2019 campaign.
- Appeared in four games with two starts in 2017, recording his first two career TD passes.
- Played two years at Pittsburgh, appearing in 26 games with 24 starts while totaling 5,142 passing yards on 378-of-620 passing (61.0 percent) with 47 TDs. Also added 518 rushing yards on 157 carries (3.3 avg.) with four TDs.
- Led the ACC in pass efficiency (163.4), yards per completion (15.43) and yards per attempt (9.33) in 2016.
- Led the highest-scoring offense in Pitt history (40.92 points per game) as a senior, while his 27 TD passes were the most by a Pitt QB since 2003 and rank fourth on the school's all-time single-season list.

COLLEGE: Played two seasons at Pittsburgh (2015-16) after transferring from Tennessee...Career totals at Pitt include 26 games played with 24 starts, 5,142 passing yards on 378-of-620 passing (61.0 percent) with 47 TDs...Added 518 rushing yards on 157 carries (3.3 avg.) with four TDs...As a redshirt senior in 2016, led the ACC in pass efficiency (163.4), yards per completion (15.43) and yards per pass attempt (9.33)...Set a school record by leading the highest scoring offense in Pitt history (40.92 points per game)...Selected to play in the Senior Bowl...Was named All-ACC Academic team...Named the Walter Camp National Offensive Player of the Week after passing for a career-high 308 yards with five TDs against No. 2 Clemson...Threw for 2,855 yards with 27 TDs and seven INTs...His 27 TDs rank fourth on the school's single-season TD passing list...Finished as the team's third-leading rusher with 286 yards on 72 carries (4.0 avg.) with three TDs...Enrolled at Pitt as a graduate transfer in 2015...Finished second in the ACC in completion percentage, third in TD passes and fourth in passing efficiency...Played in 13 games with 11 starts, completing 193-of-314 passes for 2,287 yards with 20 TDs and eight INTs...From 2013-14, played in 11 games with two starts at Tennessee...Was a three-time Southeastern Conference Academic Honor Roll member...Completed 20-of-43 passes for 94 yards with two INTs...Redshirted in 2012...Earned his bachelor's degree in communications from Tennessee...Received his MBA from Pitt's Katz Graduate School of business.

PERSONAL: Attended Bartram High School in St. Johns, Fla. ...Rated the No. 10 QB prospect by Rivals.com...Rated No. 43 player in Florida by Rivals.com and No. 50 by 247Sports.com...Selected first-team All-Florida Class 6A...Named St. Johns County Player of the Year and The Florida Times-Union All-First Coast Team...Led his team to a 12-2 record and the Florida 6A semifinals as a senior...As a senior, completed 199-of-315 passes for 2,932 yards with 36 TDs.

SINGLE-GAME HIGHS: PASSING: Attempts – 49, 11/4/18 vs. Chi. Completions – 31, 11/4/18 vs. Chi. Yards – 188, 11/4/18 vs. Chi. Long – 26, 11/4/18 vs. Chi. Touchdowns – 1, three times; last: 10/14/18 at Hou. Interceptions – 5, 11/19/17 at LAC. Rating – 126.7, 11/12/17 vs. NO. RUSHING: Attempts – 8, 11/4/18 vs. Chi. Yards – 47, 11/4/18 vs. Chi. Long – 24, 11/4/18 vs. Chi. Touchdowns – 1, 11/4/18 vs. Chi.

NATHAN PETERMAN'S CAREER STATISTICS

Year	Team	GP	GS	PASSING										RUSHING					
				Att.	Cmp.	Yds.	Pct.	Yds./Att.	TD	INT	Lg.	Sk./Lst.	Rtng.	Att.	Yds.	Avg.	Lg.	TD	
2017	Buffalo	4	2	49	24	252	49.0	5.1	2	5	21	1/5	38.4	7	23	3.3	9	0	
2018	Buf./Oak.	4	2	81	44	296	54.3	3.7	1	7	26	7/34	30.7	10	50	5.0	24	1	
2019	Oakland	RESERVE/INJURED LIST																	
Totals		8	4	130	68	548	52.3	4.2	3	12	26	8/39	32.5	17	73	4.3	24	1	
POSTSEASON																			
2017	Buffalo	1	0	3	1	14	33.3	4.7	0	1	14	0/0	9.7	1	4	4.0	4	0	
Totals		1	0	3	1	14	33.3	4.7	0	1	14	0/0	9.7	1	4	4.0	4	0	

NATHAN PETERMAN GAME-BY-GAME

2018, BUFFALO/OAKLAND

Date	Opp.	W/L	GP/GS	PASSING										RUSHING					
				Att.	Cmp.	Yds.	Pct.	Yds./Att.	TD	INT	Lg.	Sk./Lst.	Rtng.	Att.	Yds.	Avg.	Lg.	TD	
9/9	at Bal.*	L	1/1	18	5	24	27.8	1.3	0	2			0.0	1	1	1.0	1	0	
9/16	LAC*	L		(DID NOT PLAY)															
9/23	at Min.*	W		(DID NOT PLAY)															
9/30	at GB*	L		(DID NOT PLAY)															
10/7	Ten.*	W		(DID NOT PLAY)															
10/14	at Hou.*	L	1/0	12	6	61	50.0	5.1	1	2	20	0/0	53.1	1	2	2.0	2	0	
10/21	at Ind.*	L		(DID NOT PLAY)															
10/29	NE*	L	1/0	2	2	23	100.0	11.5	0	0	14	0/0	114.6	0	0	-	-	0	
11/4	Chi.*	L	1/1	49	31	188	63.3	3.8	0	3	26	4/22	45.3	8	47	5.9	24	1	
11/11	at NYJ*	W		(DID NOT PLAY)															
11/25	Jac.*	W		(DID NOT PLAY)															
12/2	at Mia.*	L		(DID NOT PLAY)															
12/9	NYJ*	L		(DID NOT PLAY)															
12/16	Det.*	W		(DID NOT PLAY)															
12/23	at NE*	L		(DID NOT PLAY)															
12/30	at KC	L		(PRACTICE SQUAD)															
Totals			4/2	81	44	296	54.3	3.7	1	7	26	7/34	30.7	10	50	5.0	24	1	

*w/Buf.

2017, BUFFALO (8-8)

Date	Opp.	W/L	GP/GS	PASSING										RUSHING					
				Att.	Cmp.	Yds.	Pct.	Yds./Att.	TD	INT	Lg.	Sk./Lst.	Rtng.	Att.	Yds.	Avg.	Lg.	TD	
9/10	NYJ	W		(DID NOT PLAY)															
9/17	at Car.	L		(DID NOT PLAY)															
9/24	Den.	W		(DID NOT PLAY)															
10/1	at Atl.	W		(DID NOT PLAY)															
10/8	at Cin.	L		(DID NOT PLAY)															
10/22	TB	W		(DID NOT PLAY)															
10/29	Oak.	W		(DID NOT PLAY)															
11/2	at NYJ	L		(DID NOT PLAY)															
11/12	NO	L	1/0	10	7	79	70.0	7.9	1	0	21	0/0	126.7	0	0	-	-	0	
11/19	at LAC	L	1/1	14	6	66	42.9	4.7	0	5	20	0/0	17.9	2	4	2.0	4	0	
11/26	at KC	W		(DID NOT PLAY)															
12/3	NE	L	1/0	15	6	50	40.0	3.3	0	0	13	1/5	49.3	1	9	9.0	9	0	
12/10	Ind.	W	1/1	10	5	57	50.0	5.7	1	0	21	0/0	100.8	4	10	2.5	7	0	
12/17	Mia.	W		(DID NOT PLAY)															
12/24	at NE	L		(DID NOT PLAY)															
12/31	at Mia.	W		(DID NOT PLAY)															
Totals			4/2	49	24	252	49.0	5.1	2	5	21	1/5	38.4	7	23	3.3	9	0	
POSTSEASON																			
1/7/18	at Jac.	L	1/0	3	1	14	33.3	4.7	0	1	14	0/0	9.7	1	4	4.0	4	0	

56 JUSTIN PHILLIPS

Position: **Linebacker**
 HT/WT: **6-0/235**
 Acquired: **FA-'20**
 Hometown: **Pearland, Texas**
 College: **Oklahoma State**

Born: **10/10/95**
 NFL Season: **1**
 Raiders Season: **1**



TRANSACTIONS: Signed by the Dallas Cowboys as an undrafted free agent, May 1, 2019...Waived by Cowboys, June 19, 2019...Signed by Cowboys as a free agent, Aug. 1, 2019...Waived by Cowboys, Aug. 31, 2019...Signed by Oakland Raiders to practice squad, Sept. 2, 2019...Signed by Raiders to active roster, Sept. 25, 2019...Waived by Raiders, Oct. 29, 2019...Signed by Raiders as a free agent, May 6, 2020.

2019: (with Dal. and Oak.): Joined the Raiders' practice squad prior to Week 1 after spending the offseason with the Dallas Cowboys...Spent the first three weeks of the season on the club's practice squad before being elevated to the active roster in Week 4...Played in four games making four tackles (two solo)...**(9/29) at Ind.:** Appeared exclusively on special teams in his Raiders debut...**(10/6) vs. Chi.:** Appeared exclusively on special teams and contributed one tackle...**(10/20) at GB:** Registered five tackles (two) in his first action on defense this season...Also appeared on special teams and contributed two stops...**(10/27) at Hou.:** Appeared exclusively on special teams.

AT A GLANCE

- Joined the Raiders' practice squad prior to Week 1 after spending the offseason with the Dallas Cowboys.
- Played in 42 games at Oklahoma State (2014-18), compiling 221 tackles (146 solo), including 23 for loss, 6.5 sacks, three INTs including two returned for TDs, six passes defended, six forced fumbles and two fumble recoveries.
- Voted a team captain and team MVP en route to earning All-Big 12 honors and finishing sixth in the conference with 98 tackles on the year.

COLLEGE: Played in 42 games at Oklahoma State (2014-18), compiling 221 tackles (146 solo), including 23 for loss, 6.5 sacks, three INTs including two returned for TDs, six passes defended, six forced fumbles and two fumble recoveries...Voted a team captain and team MVP en route to earning All-Big 12 honors and finishing sixth in the conference with 98 tackles on the year...Named the team's Leslie O'Neal Award winner, given to the club's most outstanding defensive player, after starting in all 13 contests as a junior and finishing third on the team with 64 tackles including 9.5 for loss...Played in all 13 games as a sophomore and led all the program's underclassmen with 42 stops and 2.5 sacks...Saw action in eight games as a freshman on special teams...Earned a degree in management.

PERSONAL: Attended Pearland (Texas) High School...Named Houston Chronicle Defensive Player of the Year, finishing his senior year with 86 tackles, 2.0 sacks, two INTs, two fumbles recovered and a forced fumble...Also participated in track and basketball.

JUSTIN PHILLIPS' CAREER STATISTICS

Year	Team	GP	GS	TACKLES					Yds.	INTERCEPTIONS					FUMBLES			
				Total	Solo	Asst.	Sacks	Yds.		No.	Yds.	Lg.	TD	PD	FF	FR	Yds.	
2019	Oakland	4	0	4	2	2	0.0	0.0	0	0	-	0	0	0	0	0	0	0
Totals		4	0	4	2	2	0.0	0.0	0	0	-	0	0	0	0	0	0	0

JUSTIN PHILLIPS GAME-BY-GAME

2019, OAKLAND (7-9)

Date	Opp.	W/L	GP/GS	TACKLES					Yds.	INTERCEPTIONS					FUMBLES			
				Total	Solo	Asst.	Sacks	Yds.		No.	Yds.	Lg.	TD	PD	FF	FR	Yds.	
9/9	Den.	W		(PRACTICE SQUAD)														
9/15	KC	L		(PRACTICE SQUAD)														
9/22	at Min.	L		(PRACTICE SQUAD)														
9/29	at Ind.	W	1/0	0	0	0	0.0	0.0	0	0	-	0	0	0	0	0	0	0
10/6	Chi.	W	1/0	0	0	0	0.0	0.0	0	0	-	0	0	0	0	0	0	0
10/20	at GB	L	1/0	4	2	2	0.0	0.0	0	0	-	0	0	0	0	0	0	0
10/27	at Hou.	L	1/0	0	0	0	0.0	0.0	0	0	-	0	0	0	0	0	0	0
11/3	Det.	W		(NOT ON ROSTER)														
11/7	LAC	W		(NOT ON ROSTER)														
11/17	Cin.	W		(NOT ON ROSTER)														
11/24	at NYJ	L		(NOT ON ROSTER)														
12/1	at KC	L		(NOT ON ROSTER)														
12/8	Ten.	L		(NOT ON ROSTER)														
12/15	Jac.	L		(NOT ON ROSTER)														
12/22	at LAC	W		(NOT ON ROSTER)														
12/30	at Den.	L		(NOT ON ROSTER)														
Totals			4/0	4	2	2	0.0	0.0	0	0	-	0	0	0	0	0	0	0

23 DAMARIOUS RANDALL

Position: **Defensive Back**
HT/WT: **5-11/196**
Acquired: **UFA-'20 (Cle.)**
Hometown: **Pensacola, Fla.**
College: **Arizona State**

Born: **08/29/92**
NFL Season: **6**
Raiders Season: **1**



TRANSACTIONS: Selected by Green Bay Packers in the first round (30th overall) of the 2015 NFL Draft, April 30, 2015...Acquired via trade by Cleveland Browns, March 14, 2018...Signed by Las Vegas Raiders as an unrestricted free agent, April 7, 2020.

CAREER: Veteran defensive back enters his sixth season in the NFL and first with the Raiders after originally being selected in the first round (30th overall) of the 2015 NFL Draft by the Green Bay Packers...Spent the first three seasons of his career in Green Bay before being acquired via trade by the Cleveland Browns in 2018...Registered at least three INTs in each of his first four NFL seasons (2015-18), making him just one of four active players to accomplish this feat...In 2019, started all 11 contests in which he appeared, tallying 61 tackles (45 solo), a career-high 2.5 sacks and six passes defended...Started all 15 games in 2018, totaling a career-high 84 tackles (71), while tying career highs in INTs (four) and passes defended (nine)... Totaled 47 tackles (38), four INTs, including one for a TD, nine passes defended and one fumble recovery in 2017...In 2016, played in 10 games with nine starts, tallying 38 tackles (35), three INTs for a career-high 91 return yards and nine passes defended...Made nine starts during his rookie season, compiling 58 tackles (53), a career-high 14 passes defended and three INTs, including one returned for a TD...One of only two defensive backs in Packers history to be named the NFL's Defensive Rookie of the Month (November)...Career totals include in 65 games with 56 starts, recording 289 tackles (242), 2.5 sacks, 14 INTs, including two returned for TDs, two fumble recoveries and 47 passes defended...Postseason totals include five starts with 23 tackles (18), two INTs and five passes defended.

AT A GLANCE

- Versatile safety who has spent the first five seasons of his career with the Green Bay Packers (2015-17) and Cleveland Browns (2017-19), after being selected by the Packers 30th overall in the 2015 NFL Draft.
- Career totals include 289 tackles (242 solo), 2.5 sacks, 14 INTs, including two returned for TDs, two fumble recoveries and 47 passes defended.
- His 14 career INTs tied for ninth-most since entering the league in 2015.
- In 2019, led Cleveland's secondary with 61 tackles (45) in 11 appearances, adding his first 2.5 sacks of his career and logging six passes defended.
- In 2018, his four INTs ranked tied for third the AFC, while they ranked tied for seventh in the NFL.
- Became the first Brown's player to record four INTs in a season since 2014.
- Registered at least three INTs in each of his first four NFL seasons (2015-18), making him just one of four active players to accomplish the feat.
- Appeared in 25 games at Arizona State, totaling 177 tackles, one sack, 18 passes defended, four forced fumbles and one fumble recovery, adding six INTs for 179 return yards and two TDs.

2019 (with Cle.): Started all 11 games he appeared in and led the secondary with 61 tackles (45 solo)...Logged his first career sack, finishing with 2.5, while adding six PDs...Was inactive for five games...(9/8) vs. **Ten.:** Talled four tackles and one pass defended...(9/29) at **Bal.:** Posted three tackles (two) and his first career sack...Took down QB Lamar Jackson on third down of Ravens' second series to force punt...(10/7) at **SF:** Totaled eight tackles (five) and two passes defended...(10/13) vs. **Sea.:** Recorded five tackles (four) and one sack...Took down QB Russell Wilson in second quarter to help force a Seahawks FG...(11/10) vs. **Buf.:** Talled seven tackles (five) and one pass defended...(11/14) vs. **Pit.:** Notched one tackle...(11/24) vs. **Mia.:** Compiled a team-high seven tackles (five)...(12/8) vs. **Cin.:** Posted five tackles (four)...(12/15) at **Ari.:** Recorded eight tackles (seven), including one for loss...(12/22) vs. **Bal.:** Recorded a team-high 10 tackles (eight)...(12/29) at **Cin.:** Talled three tackles, a half-sack and two passes defended...Earned half-sack in second quarter, dropping Bengals QB Andy Dalton along with DE Olivier Vernon.

2018 (with Cle.): Started all 15 games at safety for the first time in his career...Totaled a career-high 84 tackles (71 solo)...Tied career highs with a team-best four INTs and nine passes defended, second-most among Browns...With four INTs on the year, recorded at least three picks in each of his first four seasons...(9/9) vs. **Pit.:** Started at safety in Browns debut, totaling four tackles (three), one INT and two passes defended...Registered his 11th career INT and first with Browns...Added one special teams tackle on kickoff...(9/16) at **NO:** Posted five tackles (four), two passes defended and one fumble recovery...Recovered fumble forced by DB Terrance Mitchell on Saints' opening drive, setting up FG...(9/20) vs. **NYJ:** Recorded four tackles (three)...(9/30) at **Oak.:** Totaled six tackles, including one for loss, one INT and two passes defended...(10/7) vs. **Bal.:** Recorded six tackles (five)...(10/14) vs. **LAC:** Finished with a team-high eight solo tackles...(10/21) at **TB:** Recorded a career-high 12 tackles (11)...(11/11) vs. **Atl.:** Finished with four tackles, including one for loss...(11/25) at **Cin.:** Posted three tackles and one INT...In second quarter, intercepted QB Andy Dalton to set up Browns' TD...(12/2) at **Hou:** Recorded eight tackles (seven)...(12/9) vs. **Car.:** Totaled a team-high nine tackles (eight) while adding one INT...His INT of QB Cam Newton in fourth quarter helped seal the Browns win...(12/15) at **Den:** Started at safety, notching two tackles (one)...(12/23) vs. **Cin.:** Started at safety in the season finale and totaled three tackles (one).

2017 (with GB): Saw action in 14 games with 12 starts...Totaled 47 tackles (38 solo), a career-high four INTs, including one for a TD, nine passes defended and one fumble recovery...His four INTs led the team and marked the third consecutive season in which he's recorded at least three INTs...(10/8) at **Dal.:** Posted one tackle, an INT returned 21 yards for a TD and one pass defended...The INT-TD marked the second of his career and the first by a Packers player since he returned one 41 yards in 2015...(10/15) at **Min.:** Posted five tackles, his second INT of the season and one pass defended...The game marked the second time in his career he's recorded INTs in back-to-back games...(10/22) vs. **NO:** Totaled two tackles, one pass defended and his third consecutive game with an INT...Became the first packer to record an INT in three consecutive games since 2012...(11/6) vs. **Det.:** Notched four tackles and his first career fumble recovery, marking his fourth straight game with a takeaway...(11/26) at **Pit.:** Totaled five tackles, a season-high two passes defended and his fourth INT of the year...The INT marked a then-career high.

RANDALL

2016 (with GB): Played in 10 games with nine starts, tallying 39 tackles (35 solo), three INTs for a career-high 91 return yards and nine passes defended...**(9/25) vs. Det.:** Recorded two tackles, his first INT of the season, which he returned for 44 yards, and one pass defended...**(12/11) vs. Sea.:** Notched five tackles and recorded a career-high two INTs...**Postseason: (1/8/17) vs. NYG:** Posted five tackles, one INT and a postseason career-high three passes defended in the NFC Wild Card Game...Returned his INT 78 yards, the second-longest return in Packers postseason history...Marked his second consecutive playoff game with an INT, the second-longest streak in Packers postseason history...**(1/15/17) at Dal.:** Recorded six tackles...**(1/22/17) at Atl.:** Posted one tackle in the contest.

2015 (with GB): Played in 15 games with nine starts during his rookie season...Tallied 58 tackles (53 solo), three INTs including one returned for a TD and a career-high 14 passes defended...His three INTs tied for the second-best mark among rookies in the NFL...His 14 passes defended were a team best, while his three INTs tied for the team lead on the season...Named the NFL's Defensive Rookie of the Month (November), one of only two defensive backs in Packers history to win the award...**(9/13) at Chi.:** Made his NFL debut, recording one tackle and two passes defended...**(10/11) vs. Stl.:** Made his first career start, totaling three tackles...**(10/18) vs. SD:** Recorded seven tackles and added two passes defended...**(11/1) at Den.:** Posted seven tackles in consecutive games, to go along with one pass defended and his first career INT...**(11/8) at Car.:** Recorded five tackles and his second INT...Recorded an INT in consecutive games for the first time in his career...**(12/20) at Oak.:** Tallied seven tackles for the third time on the year...Recorded his third INT of the season, returning the pick 43 yards for his first career TD...**Postseason: (1/10) at Was.:** Made his postseason debut, recording a postseason career-high eight tackles and one pass defended in the NFC Wild Card Game...**(1/16) at Ari.:** Made three tackles and logged his first career INT in the postseason.

COLLEGE: Played two seasons (2013-14) at Arizona State after spending one season at Mesa Community College...Played baseball at Butler Community College (Kan.) in 2010...Appeared in 25 games at Arizona State, totaling 177 tackles, one sack, 18 passes defended, four forced fumbles and one fumble recovery...Added six INTs for 179 return yards and two TDs...As a senior in 2014, started all 13 games and totaled 106 tackles, one sack, 12 passes defended, two forced fumbles and one fumble recovery...Added three INTs for 89 return yards and a score...Named to Phil Steele's All-Pac-12 First Team, Sports Illustrated All-American honorable mention and All-Pac-12 First Team...As a redshirt junior in 2013, saw action in 12 games and registered 71 tackles, six passes defended and two forced fumbles...Added three INTs for 90 return yards and a TD...Double majored in business and communications with a minor in psychology.

PERSONAL: Attended Pensacola (Fla.) High School...Played cornerback, free safety, wide receiver and returned punts and kickoffs...Earned all-state recognition following his senior season and all-conference recognition following his junior and senior seasons...Also participated in baseball and track and field...Brother, Patrick Norris, was selected by the Kansas City Royals in the 16th round of the 2007 MLB Draft...Brother, Porter Washington, played in the Cincinnati Reds' minor league system in 1999...First Name is pronounced: duh-MAIR-ee-us

ADDITIONAL STATISTICS: Touchdowns: 2, 12/11/16 vs. Sea. Special teams tackles – 2 in 2015, 2 in 2016, 1 in 2017; NFL totals: 5.

SINGLE-GAME HIGHS: TACKLES: Total – 12, 10/21/18 at TB. Solo – 11, 10/21/18 at TB. Interceptions – 2, 12/11/16 vs. Sea. Fumbles Recovered – 1, two times; last: 9/16/18 at NO. Passes defended – 3, 1/8/17 vs. NYG. Sacks – 1, two times; last: 10/13/19 vs. Sea.

DAMARIOUS RANDAL'S CAREER STATISTICS

Year	Team	GP	GS	TACKLES					INTERCEPTIONS					FUMBLES		
				Total	Solo	Asst.	Sacks	Yds.	No.	Yds.	Lg.	TD	PD	FF	FR	Yds.
2015	Green Bay	15	9	58	53	5	0.0	0.0	3	47	43t	1	14	0	0	0
2016	Green Bay	10	9	39	35	4	0.0	0.0	3	91	44	0	9	0	0	0
2017	Green Bay	14	12	47	38	9	0.0	0.0	4	35	21t	1	9	0	1	0
2018	Cleveland	15	15	84	71	13	0.0	0.0	4	59	50	0	9	0	1	0
2019	Cleveland	11	11	61	45	16	2.5	13.0	0	0	-	0	6	0	0	0
Totals		65	56	289	242	47	2.5	13.0	14	232	50	2	47	0	2	0
POSTSEASON																
2015	Green Bay	2	2	11	7	4	0.0	0.0	1	0	0	0	2	0	0	0
2016	Green Bay	3	3	12	11	1	0.0	0.0	1	78	78	0	3	0	0	0
Totals		5	5	23	18	5	0.0	0.0	2	78	78	0	5	0	0	0

DAMARIOUS RANDALL GAME-BY-GAME 2019, CLEVELAND (6-10)

Date	Opp.	W/L	GP/GS	TACKLES					INTERCEPTIONS					FUMBLES		
				Total	Solo	Asst.	Sacks	Yds.	No.	Yds.	Lg.	TD	PD	FF	FR	Yds.
9/8	Ten.	L	1/1	4	4	0	0.0	0.0	0	0	-	0	1	0	0	0
9/16	at NYJ	W		(INACTIVE - CONCUSSION)												
9/22	LAR	L		(INACTIVE - CONCUSSION)												
9/29	at Bal.	W	1/1	3	2	1	1.0	7.0	0	0	-	0	0	0	0	0
10/7	at SF	L	1/1	8	5	3	0.0	0.0	0	0	-	0	2	0	0	0
10/13	Sea.	L	1/1	5	4	1	1.0	2.0	0	0	-	0	0	0	0	0
10/27	at NE	L		(INACTIVE - HAMSTRING)												
11/3	at Den.	L		(INACTIVE - HAMSTRING)												
11/10	Buf.	W	1/1	7	5	2	0.0	0.0	0	0	-	0	1	0	0	0
11/14	Pit.	W	1/1	1	1	0	0.0	0.0	0	0	-	0	0	0	0	0
11/24	Mia.	W	1/1	7	5	2	0.0	0.0	0	0	-	0	0	0	0	0
12/1	at Pit.	L		(INACTIVE)												
12/8	Cin.	W	1/1	5	4	1	0.0	0.0	0	0	-	0	0	0	0	0
12/15	at Ari.	L	1/1	8	7	1	0.0	0.0	0	0	-	0	0	0	0	0
12/22	Bal.	L	1/1	10	8	2	0.0	0.0	0	0	-	0	0	0	0	0
12/30	at Cin.	L	1/1	3	0	3	0.5	4.0	0	0	-	0	2	0	0	0
Totals			11/11	61	45	16	2.5	13.0	0	0	-	0	6	0	0	0

2018, CLEVELAND (7-8-1)

Date	Opp.	W/L	GP/GS	TACKLES					INTERCEPTIONS					FUMBLES		
				Total	Solo	Asst.	Sacks	Yds.	No.	Yds.	Lg.	TD	PD	FF	FR	Yds.
9/9	Pit.	T	1/1	4	3	1	0.0	0.0	1	0	0	0	2	0	0	0
9/16	at NO	L	1/1	5	4	1	0.0	0.0	0	0	-	0	2	0	1	0
9/20	NYJ	W	1/1	4	3	1	0.0	0.0	0	0	-	0	0	0	0	0
9/30	at Oak.	L	1/1	6	6	0	0.0	0.0	1	50	50	0	2	0	0	0
10/7	Bal.	W	1/1	6	5	0	0.0	0.0	0	0	-	0	0	0	0	0
10/14	LAC	L	1/1	8	8	0	0.0	0.0	0	0	-	0	0	0	0	0
10/21	at TB	L	1/1	12	11	1	0.0	0.0	0	0	-	0	0	0	0	0
10/28	at Pit.	L	1/1	4	4	0	0.0	0.0	0	0	-	0	1	0	0	0
11/4	KC	L		(INACTIVE - GROIN)												
11/11	Atl.	W	1/1	4	4	0	0.0	0.0	0	0	-	0	0	0	0	0
11/25	at Cin.	W	1/1	3	3	0	0.0	0.0	1	2	2	0	1	0	0	0
12/2	at Hou.	L	1/1	8	7	1	0.0	0.0	0	0	-	0	0	0	0	0
12/9	Car.	W	1/1	9	8	1	0.0	0.0	1	7	7	0	1	0	0	0
12/15	at Den.	W	1/1	2	1	1	0.0	0.0	0	0	-	0	0	0	0	0
12/23	Cin.	W	1/1	3	1	2	0.0	0.0	0	0	-	0	0	0	0	0
12/30	at Bal.	L	1/1	6	3	3	0.0	0.0	0	0	-	0	0	0	0	0
Totals			15/15	84	71	12	0.0	0.0	4	59	50	0	9	0	1	0

2017, GREEN BAY (7-9)

Date	Opp.	W/L	GP/GS	TACKLES					INTERCEPTIONS					FUMBLES		
				Total	Solo	Asst.	Sacks	Yds.	No.	Yds.	Lg.	TD	PD	FF	FR	Yds.
9/10	Sea.	W	1/1	6	6	0	0.0	0.0	0	0	-	0	1	0	0	0
9/17	at Atl.	L	1/1	3	3	0	0.0	0.0	0	0	-	0	0	0	0	0
9/24	Cin.	W	1/1	4	3	1	0.0	0.0	0	0	-	0	0	0	0	0
9/28	Chi.	W	1/1	5	3	2	0.0	0.0	0	0	-	0	0	0	0	0
10/8	at Dal.	W	1/0	1	1	0	0.0	0.0	1	21	21t	1	1	0	0	0
10/15	at Min.	L	1/1	3	3	0	0.0	0.0	1	14	14	0	1	0	0	0
10/22	NO	L	1/0	3	2	1	0.0	0.0	1	0	0	0	1	0	0	0
11/6	Det.	L	1/1	4	3	1	0.0	0.0	0	0	-	0	0	0	1	0
11/12	at Chi.	W	1/1	3	3	0	0.0	0.0	0	0	-	0	0	0	0	0
11/19	Bal.	L	1/1	2	2	0	0.0	0.0	0	0	-	0	0	0	0	0
11/26	at Pit.	L	1/1	5	1	4	0.0	0.0	1	0	0	0	2	0	0	0
12/3	TB	W	1/1	2	2	0	0.0	0.0	0	0	-	0	1	0	0	0
12/10	at Cle.	W	1/1	2	2	0	0.0	0.0	0	0	-	0	1	0	0	0
12/17	at Car.	L	1/1	4	4	0	0.0	0.0	0	0	-	0	1	0	0	0
12/23	Min.	L		(INACTIVE - KNEE)												
12/31	at Det.	L		(INACTIVE - KNEE)												
Totals			14/12	47	38	9	0.0	0.0	4	35	21t	1	9	0	1	0

RANDALL

DAMARIOUS RANDALL GAME-BY-GAME 2016, GREEN BAY (10-6)

Date	Opp.	W/L	GP/GS	TACKLES					INTERCEPTIONS					FUMBLES			
				Total	Solo	Asst.	Sacks	Yds.	No.	Yds.	Lg.	TD	PD	FF	FR	Yds.	
9/11	at Jac.	W	1/1	6	6	0	0.0	0.0	0	0	-	0	0	0	0	0	0
9/18	at Min.	L	1/1	5	5	0	0.0	0.0	0	0	-	0	0	0	0	0	0
9/25	Det.	W	1/1	2	2	0	0.0	0.0	1	44	44	0	0	0	0	0	0
10/9	NYG	W		(INACTIVE - GROIN)													
10/16	Dal.	L	1/1	2	2	0	0.0	0.0	0	0	-	0	0	0	0	0	0
10/20	Chi.	W		(INACTIVE - GROIN)													
10/30	at Atl.	L		(INACTIVE - GROIN)													
11/6	Ind.	L		(INACTIVE - GROIN)													
11/13	at Ten.	L		(INACTIVE - GROIN)													
11/20	at Was.	L		(INACTIVE - GROIN)													
11/28	at Phi.	W	1/1	6	6	0	0.0	0.0	0	0	-	0	1	0	0	0	0
12/4	Hou.	W	1/1	2	1	1	0.0	0.0	0	0	-	0	0	0	0	0	0
12/11	Sea.	W	1/1	5	3	2	0.0	0.0	2	47	26	0	2	0	0	0	0
12/18	at Chi.	W	1/1	1	1	0	0.0	0.0	0	0	-	0	1	0	0	0	0
12/24	Min.	W	1/0	4	4	0	0.0	0.0	0	0	-	0	2	0	0	0	0
1/1/17	at Det.	W	1/1	6	5	1	0.0	0.0	0	0	-	0	0	0	0	0	0
Totals			10/9	39	35	4	0.0	0.0	3	91	44	0	6	0	0	0	0
POSTSEASON																	
1/8/17	NYG	W	1/1	5	5	0	0.0	0.0	1	78	78	0	3	0	0	0	0
1/15/17	at Dal.	W	1/1	6	5	1	0.0	0.0	0	0	-	0	0	0	0	0	0
1/22/17	at Atl.	L	1/1	1	1	0	0.0	0.0	0	0	-	0	0	0	0	0	0
Totals			3/3	12	11	1	0.0	0.0	1	78	78	0	3	0	0	0	0

2015, GREEN BAY (10-6)

Date	Opp.	W/L	GP/GS	TACKLES					INTERCEPTIONS					FUMBLES			
				Total	Solo	Asst.	Sacks	Yds.	No.	Yds.	Lg.	TD	PD	FF	FR	Yds.	
9/13	at Chi.	W	1/0	1	1	0	0.0	0.0	0	0	-	0	2	0	0	0	0
9/20	Sea.	W	1/0	0	0	0	0.0	0.0	0	0	-	0	1	0	0	0	0
9/28	KC	W	1/0	3	2	1	0.0	0.0	0	0	-	0	1	0	0	0	0
10/4	at SF	W	1/0	4	3	1	0.0	0.0	0	0	-	0	1	0	0	0	0
10/11	StL.	W	1/1	4	4	0	0.0	0.0	0	0	-	0	0	0	0	0	0
10/18	SD	W	1/1	7	7	0	0.0	0.0	0	0	-	0	2	0	0	0	0
11/1	at Den.	L	1/0	7	6	1	0.0	0.0	1	0	0	0	1	0	0	0	0
11/8	at Car.	L	1/1	5	5	0	0.0	0.0	1	4	4	0	2	0	0	0	0
11/15	Det.	L	1/1	4	4	0	0.0	0.0	0	0	-	0	1	0	0	0	0
11/22	at Min.	W	1/1	7	6	1	0.0	0.0	0	0	-	0	1	0	0	0	0
11/26	Chi.	L	1/1	2	2	0	0.0	0.0	0	0	-	0	0	0	0	0	0
12/3	at Det.	W		(INACTIVE - KNEE/HAMSTRING)													
12/13	Dal.	W	1/1	0	0	0	0.0	0.0	0	0	-	0	1	0	0	0	0
12/20	at Oak.	W	1/1	7	6	1	0.0	0.0	1	43	43t	1	1	0	0	0	0
12/27	at Ari.	L	1/1	4	4	0	0.0	0.0	0	0	-	0	0	0	0	0	0
1/3/16	Min.	L	1/0	3	3	0	0.0	0.0	0	0	-	0	0	0	0	0	0
Totals			15/9	58	53	5	0.0	0.0	3	47	43t	1	14	0	0	0	0
POSTSEASON																	
1/15/17	Was.	W	1/1	8	4	4	0.0	0.0	0	0	-	0	1	0	0	0	0
1/22/17	Ari.	L	1/1	3	3	0	0.0	0.0	1	0	0	0	1	0	0	0	0
Totals			2/2	11	7	4	0.0	0.0	1	0	0	0	2	0	0	0	0

13 HUNTER RENFROW

Position: **Wide Receiver**

HT/WT: **5-10/185**

Acquired: **D5-'19**

Hometown: **Myrtle Beach, S.C.**

College: **Clemson**

Born: **12/21/95**

NFL Season: **2**

Raiders Season: **2**



TRANSACTIONS: Selected by Oakland Raiders in the fifth round (149th overall) of the 2019 NFL Draft, April 27, 2019.

2019: Appeared in 13 games with four starts in his rookie campaign...Recorded 49 receptions for 606 yards with four TDs...His 49 catches rank second in franchise history for most receptions by a rookie in a single season...Became the eighth player since 2000 who was drafted in the fifth round or later to record at least 600 receiving yards and four TD receptions as a rookie...Was one-of-two players to record two TD receptions at least 50 yards on third down, joining WR DeSean Jackson... Ranked second among all rookie receivers with 16 first-down receptions on third-down...Ranked seventh among all rookies with 49 receptions...**(9/9) vs. Den.:** Made his NFL debut in the victory, recording two receptions for 13 yards...Also appeared on special teams...**(9/15) vs. KC:** Recorded four receptions for 30 yards...**(9/22) at Min.:** Recorded three receptions for 28 yards in the contest...**(9/29) at Ind.:** Recorded two receptions for 18 yards in the win...**(10/6) vs. Chi.:** Started and recorded one catch for 12 yards...**(10/20) at GB:** Finished the day with two receptions for 14 yards...**(10/27) at Hou.:** Recorded his first career TD on a career-long 65-yard reception...The 65-yard TD reception tied for the fifth-longest TD reception by a Raider rookie since 1970...Finished with 88 yards on four receptions with one TD...**(11/3) vs. Det.:** Scored the game-winning TD with 2:04 remaining on a nine-yard pass from QB Derek Carr, capping a 7-play, 75-yard drive lasting 3:12...Finished with a team-high six receptions for 54 yards with one TD...**(11/7) vs. LAC:** Tied for the team lead with four receptions for 42 yards in the primetime victory...**(11/17) vs. Cin.:** Tied for the team lead with five receptions for 66 yards (13.2 avg.) with a 27-yard long...**(11/24) at NYJ:** Started in the contest, recording three receptions for 31 yards...**(12/22) at LAC:** Finished with 107 yards on seven receptions (15.3 avg.) with one TD...Recorded his first career 100-yard receiving game, becoming the first Raiders rookie wide receiver since 2015 to record 100 receiving yards in a contest (last: WR Amari Cooper - 120; Dec. 20, 2015 vs. GB)...His 56-yard TD reception was the second-longest receiving TD by a Raider throughout the season...Added three punt returns for 33 yards (11.0 avg.)...**(12/29) at Den.:** Finished with 102 yards on six receptions (17.0 avg.) with one TD...Recorded consecutive 100-yard receiving contests for the first time in his career and became the first Raiders rookie to accomplish the feat since 2015 (last: Amari Cooper, Weeks 2-3)...Surpassed TE Zach Miller for second-most receptions (49) in franchise history by a rookie in a single season.

AT A GLANCE

- In his first year in the NFL, recorded one of the best campaigns by a rookie receiver in franchise history, compiling 49 receptions for 606 yards and four TDs in just 13 appearances with four starts.
- His 49 receptions ranks second all-time among rookie receivers in Raiders lore.
- A four-year starter at Clemson (2015-18), who holds school records for starts by a receiver (47) and consecutive games with a reception (43).
- Ranked fifth in school history with 186 receptions and 11th with 2,133 receiving yards.
- Posted College Football Playoff records with 37 receptions and four TDs in seven career CFP games, helping Clemson capture two National Championships in 2016 and 2018.
- In 2018, won the Bursworth Trophy as college football's most outstanding player who began career as a walk-on. Also was named the Bobby Bowden Award winner, a permanent team captain and third-team All-ACC after recording 49 receptions for 544 yards with one TD.



COLLEGE: Four-year starter who appeared in 55 games during his career at Clemson (2015-18)...A two-time third-team All-ACC selection, Bursworth Trophy winner, Bobby Bowden Award winner and a permanent team captain...His 47 starts were the most by a receiver in school history...Left Clemson ranked fifth in receptions (186) and 11th in receiving yards (2,133)...In 2018, started in all 15 contests...Won the Bursworth Trophy, given to college football's most outstanding player who began career as a walk-on...Earned third-team All-ACC honors...Tallied 49 receptions for 544 yards with one TD...In 2017, started 13 games, posting 60 receptions for 602 yards with three TDs...Earned his first All-ACC Third Team selection...Ranked 10th in the ACC in receptions (60) and ninth in receptions per game (4.3)...In 2016, shared the Hustle Award on offense with T Mitch Hyatt...Appeared in 11 games, missing four games due to injury...Compiled 44 receptions for 495 yards and six TDs...In 2015, saw his first action with the Tigers, starting 10 contests...Finished fifth on the team with 33 receptions for 492 yards and five TDs...His 14.9 yards per reception was third-best on the team...Shared Co-Offensive Player of the Game honors with Watson after grabbing seven passes for 88 yards, including two TDs in the National Championship against Alabama...Redshirted as a freshman in 2014...Majored in economics.

RENFROW

PERSONAL: Attended Socastee High School in Myrtle Beach, S.C. ...Was a dual-threat quarterback and ranked as a two-star recruit by Rivals.com...Also played baseball...Was rated as the No. 6 outfielder in South Carolina by Diamond Prospects...Father, Tim, played defensive back at Wofford...His brother, Cole, played tight end for Clemson in 2017.

SINGLE-GAME HIGHS: RECEIVING: Receptions – 7, 12/22/19 at LAC. Yards – 107, 12/29/19 at Den. Long – 65t, 10/27/19 at Hou. Touchdowns – 1, four times; last: 12/29/19 at Den. RETURNS: Punt – 3, 12/22/19 at LAC. Yards – 33, 12/22/19 at LAC. Long – 13, 12/22/19 at LAC.

HUNTER RENFROW'S CAREER STATISTICS

Year	Team	RECEIVING								RUSHING					TOTAL
		GP	GS	Rec.	Yds.	Avg.	Lg.	TD	Att.	Yds.	Avg.	Lg.	TD	OFFENSE	
2019	Oakland	13	4	49	606	12.4	65t	4	0	0	-	-	0	606	
Totals		13	4	49	606	12.4	65t	4	0	0	-	-	0	606	

HUNTER RENFROW GAME-BY-GAME

2019, OAKLAND (7-9)

Date	Opp.	W/L	GP/GS	RECEIVING					RUSHING					TOTAL
				Rec.	Yds.	Avg.	Lg.	TD	Att.	Yds.	Avg.	Lg.	TD	OFFENSE
9/9	Den.	W	1/0	2	13	6.5	10	0	0	0	-	-	0	13
9/15	KC	L	1/0	4	30	7.5	11	0	0	0	-	-	0	30
9/22	at Min.	L	1/0	3	28	9.3	12	0	0	0	-	-	0	28
9/29	at Ind.	W	1/0	2	18	9.0	10	0	0	0	-	-	0	18
10/6	Chi.	W	1/1	1	12	12.0	12	0	0	0	-	-	0	12
10/20	at GB	L	1/0	2	14	7.0	10	0	0	0	-	-	0	14
10/27	at Hou.	L	1/0	4	89	22.0	65t	1	0	0	-	-	0	89
11/3	Det.	W	1/0	6	54	9.0	17	1	0	0	-	-	0	54
11/7	LAC	W	1/0	4	42	10.5	14	0	0	0	-	-	0	42
11/17	Cin.	W	1/0	5	66	13.2	27	0	0	0	-	-	0	66
11/24	at NYJ	L	1/1	3	31	10.3	11	0	0	0	-	-	0	31
12/1	at KC	L		(INACTIVE - RIBS)										
12/8	Ten.	L		(INACTIVE - RIBS)										
12/15	Jac.	L		(INACTIVE - RIBS)										
12/22	at LAC	W	1/1	7	107	15.3	56	1	0	0	-	-	0	107
12/29	at Den.	L	1/1	6	102	17.0	39	1	0	0	-	-	0	102
Totals			13/4	49	606	12.4	65t	4	0	0	-	-	0	606

30 JALEN RICHARD

Position: **Running Back**

HT/WT: **5-8/205**

Acquired: **FA-'16**

Hometown: **Alexandria, La.**

College: **Southern Mississippi**

Born: **10/15/93**

NFL Season: **5**

Raiders Season: **5**



TRANSACTIONS: Signed by Oakland Raiders as an undrafted free agent, May 16, 2016.

CAREER: Versatile running back enters his fifth year with the Silver and Black...Appeared in 16 games for the fourth time in his career in 2019, recording 39 carries for 145 yards and 36 receptions for 323 yards...In 2018, played in all 16 games, finishing with career highs in receptions (68) and receiving yards (607), while adding 275 yards rushing and one TD...Tied RB Marcus Allen for the fourth most receptions in a single season by a Raiders running back with 68...His 1,057 career receiving yards passed RB Darren McFadden for the second-most receiving yards by a Raiders running back through his first three seasons in club history...Finished his sophomore campaign totaling 531 yards from scrimmage and two scores, while fielding 26 punts for 155 yards (6.0 avg.)...As a rookie, totaled 83 rushing attempts for 491 yards (5.9 avg.) and one score, while making 29 receptions for 194 yards (6.7 avg.) and two scores...Added 34 punt returns for 306 yards (9.0 avg.) with a 47-yard long...Returned 17 kickoffs for 402 yards (23.6 avg.) with a 50-yard long...His 306 punt return yards are the fifth-most by a rookie in franchise history...Was named a Pro Bowl alternate as a return specialist...Career totals include 64 games played, 1,170 rushing yards on 233 attempts (5.0 avg.) with three rushing TDs, while adding 160 receptions for 1,380 yards (8.6 avg.) for three scores...Also has recorded 34 kickoff returns for 680 yards (20.0 avg.) and 68 punt returns for 485 yards (7.1 avg.).

AT A GLANCE

- Has played in all 64 games in his first four seasons with the Silver and Black, totaling 1,170 rushing yards on 233 attempts (5.0 avg.) with three TDs, while adding 160 receptions for 1,380 yards (8.6 avg.) for three scores.
- In 2018, set career highs in receptions (68) and receiving yards (607), tying RB Marcus Allen four fourth-most receptions in a single season by a Raiders running back.
- Signed by Raiders after participating on a tryout basis at the team's rookie mini-camp in 2016, becoming the first undrafted Raiders running back to record a receiving TD in each of his first two seasons.
- Named a Pro Bowl alternate as a return specialist in his rookie season with his 306 punt return yards ranking fifth-most by a rookie in franchise history.
- Played four years at Southern Miss, appearing in 41 games with 29 starts while totaling 2,082 career rushing yards on 397 carries with 19 TDs and also caught 83 passes for 675 yards and five TDs.

2019: Appeared in 16 games for the fourth time in his career...Recorded 39 carries for 145 yards and 36 receptions for 323 yards...**(9/9) vs. Den.:** Appeared on both offense and special teams in the victory, recording one carry for three yards...**(9/15) vs. KC:** Saw action on both offense and special teams, recording two carries for three yards and two receptions for two yards...**(9/22) at Min.:** Recorded two carries for 15 yards and three receptions for 14 yards...**(9/29) at Ind.:** Totaled four carries for 17 yards and one reception in the win...**(10/6) vs. Chi.:** Recorded two carries for 14 yards, adding two receptions for 11 yards...**(10/20) at GB:** Finished the day with two carries for one yard and one reception for five yards...**(10/27) at Hou.:** Totaled two receptions for 24 yards, while adding one carry for three yards...**(11/3) vs. Det.:** Recorded three receptions for 56 yards, all coming in the fourth quarter, and added two carries for 12 yards in the win...**(11/7) vs. LAC:** Led the team with 43 yards on four receptions...**(11/17) vs. Cin.:** Totaled one reception for seven yards with two carries...**(11/24) at NYJ:** Recorded a game-high six receptions for 47 yards...Added two carries for four yards...**(12/1) at KC:** Totaled one reception for six yards and one carry for two yards...**(12/8) vs. Ten.:** Recorded seven carries for 28 yards and added two receptions for 18 yards...Added four kickoff returns for 91 yards and one punt return for 12 yards...**(12/15) vs. Jac.:** Totaled one carry for 11 yards and two receptions for 25 yards (12.5 avg.)...Added two kickoff returns for 37 yards (18.5 avg.) and one punt return for two yards...**(12/22) at LAC:** Totaled five carries for 11 yards and four receptions for 18 yards...Added one punt return for eight yards...**(12/29) at Den.:** Recorded three carries for 20 yards and added two receptions for 39 yards.

2018: Played in all 16 games for the third consecutive year...Recorded career highs with 68 receptions for 607 yards...Added 55 carries for 259 yards with one TD...Finished tied with Marcus Allen for the fourth most receptions in a single season by a Raiders running back...**(9/10) vs. LAR:** Tied as the game's top receiver with nine receptions for 55 yards (6.1 avg.) and added five carries for 24 yards (4.8 avg.) in the season opener...**(9/16) at Den.:** Rushed two times for three yards...**(9/23) at Mia.:** Finished tied for the game high with six receptions for 59 yards (9.8 avg.) with a 12-yard long...**(9/30) vs. Cle.:** Totaled three catches for 38 yards (12.7 avg.) with an 18-yard long...**(10/7) at LAC:** Ended the game as Raiders leading receiver with six catches for 53 yards (8.8 avg.) with a 32-yard long, which marks the second-longest of his career...**(10/14) vs. Sea.:** Led the team in receptions for the second consecutive contest, finishing with seven catches for 48 yards with a 21-yard long...**(10/28) vs. Ind.:** Recorded a game-high eight receptions for 50 yards (6.3 avg.), also adding two rushes for 14 yards...**(11/1) at SF:** Led the team with four receptions for 45 yards (11.3 avg.) with a 25-yard long...Added two carries for four yards...Surpassed 40 receptions on the season, marking the first time a Raiders running back has recorded 40 catches in a season since 2015...**(11/11) vs. LAC:** Recorded a team-high five receptions for 52 yards in the contest, marking the fifth consecutive game in which he was the leading receiver...Totaled 48 receptions for 400 yards...**(11/18) at Ari.:** Paced the run game with 61 yards on 11 carries (5.5 avg.)...Recorded three receptions for 32 yards, bringing his season total to 51 catches and making him the 12th Raiders running back to record at least 50 receptions in a season...**(11/25) at Bal.:** Recorded two receptions for 15 yards...**(12/2) vs. KC:** Set a career high with 95 rushing yards on just six carries (15.8 avg.), besting his previous high of 84 yards which he set in Week 1 of 2016, his first career game...With three receptions for 31 yards, he surpassed 100 yards from scrimmage for just the second time in his career...**(12/9) vs. Pit.:** Carried the ball eight times for 24 yards (3.0 avg.) and added one catch for five yards...**(12/16) at Cin.:** Recorded five receptions for 67 yards, adding four carries for nine yards...With 67 receiving yards in the contest, he became the third Raiders running back to surpass 1,000 receiving yards through their first three years...**(12/24) vs. Den.:** Passed Darren McFadden for the second-most receiving yards by a Raiders running back through his first three years with 1,040...Recorded his first rushing TD of the year, a 3-yard TD that capped a 12-play, 72-yard drive that lasted 7:20 in the fourth quarter...Finished the day with 11 yards on four carries with one TD, adding four receptions for 40 yards (10.0 avg.)...**(12/30) at KC:** Caught two receptions for 17 yards and recorded three carries.

RICHARD

2017: Played in all 16 games with one start in his sophomore campaign...Finished with 56 carries for 275 yards (4.9 avg.) with one TD...Added 27 receptions for 256 yards (9.5 avg.) with one TD...Totalled 13 punt returns for 155 yards (6.0 avg.) with eight kickoff returns for 90 yards (11.3 avg.)...**(9/10) at Ten.:** Totalled five carries for 22 yards with a 9-yard long and recorded one catch for six yards in the season opener...Also returned two punts for five yards in the win...**(9/17) vs. NYJ:** Finished as the game's leading rusher with 58 yards on six carries with one TD and a 52-yard long, adding two receptions for 51 yards...Set a career high with a 39-yard reception from QB Derek Carr in the second quarter, besting his previous best of 29 yards...Broke free and scored from 52 yards out, marking his second career rushing TD of at least 50 yards...**(9/24) at Was.:** Rushed two times for four yards and caught one pass for four yards...Totalled two punt returns for four yards...**(10/1) at Den.:** Totalled two rushes for seven yards and one reception for 20 yards...Added two punt returns for eight yards...**(10/8) vs. Bal.:** Recorded nine carries for 37 yards...Returned one punt for seven yards...**(10/15) vs. LAC:** Finished with three catches for 27 yards with an 11-yard long...Returned three punts for 18 yards with a 13-yard long and two kickoffs for 29 yards with a 16-yard long...**(10/19) vs. KC:** Tied a season high with nine carries for 31 yards with a 10-yard long...Added four receptions for 45 yards with a 17-yard long...**(10/29) at Buf.:** Started his first career game and recorded five carries for 21 yards with a 14-yard long...Added five receptions for 35 yards with a 15-yard long...**(11/5) at Mia.:** Recorded five carries for 14 yards...Added two punt returns for 21 yards with a 13-yard long...**(11/19) vs. NE:** Finished the day with four carries for 19 yards with a 7-yard long and added two receptions for nine yards...**(11/26) vs. Den.:** Finished the day with two carries for 17 yards and two receptions for 13 yards with one TD...Became the first undrafted Raiders running back to record a receiving TD in each of his first two seasons...**(12/3) vs. NYG:** Caught one pass for five yards and added one rush for four yards in the win...**(12/10) at KC:** Appeared on both offense and special teams...**(12/17) vs. Dal.:** Caught two passes for 21 yards with an 11-yard long...**(12/25) at Phi.:** Totalled 56 yards from scrimmage with 42 rushing yards on four carries and 14 receiving yards on two catches...**(12/31) at LAC:** Recorded one carry for six yards.

2016: Signed by Raiders after participating on a tryout basis at the team's rookie mini-camp in May...Appeared in 16 games in his first year with the Silver and Black and was named a Pro Bowl alternate...Finished with 83 carries for 491 yards (5.9 avg.) with one TD...Totalled 194 yards through the air on 29 receptions (6.7 avg.) with two TDs...Emerged as the Raiders primary punt returner, recording 34 returns for 306 yards (9.0 avg.) with a 47-yard long...Returned 17 kickoffs for 402 yards (23.6 avg.) with a 50-yard long...His 306 punt return yards are the fifth most by a rookie in franchise history...**(9/11) at NO:** Made his NFL debut in the comeback win...On his first carry in the league, he broke through for a 75-yard TD midway through the fourth quarter, which allowed the Raiders to tie the game with a successful two-point conversion on the following play...Became just the fourth player ever to score a 75-or-more yard run in his NFL debut, joining Oran Pape (1930), Alan Ameche (1955) and Otis Anderson (1979)...Finished the day with three carries for 84 yards (28.0 avg.) with one TD and added two catches for 11 yards...**(9/18) vs. Atl.:** Rushed seven times for 17 yards with a 7-yard long and caught a pass for 10 yards...Also saw time on special teams, recording a 24-yard kickoff return...**(9/25) at Ten.:** Recorded 28 yards on six carries with a 10-yard long...Also caught one pass for 13 yards...Returned three punts for 38 yards (12.7 avg.) with a 14-yard long...**(10/2) at Bal.:** Returned three punts for 72 yards (24.0 avg.) with a career-high 47-yard long...His 47-yard return was the longest punt return by a Raider since 2012...Increased his workload on kickoffs, returning three for 66 yards (22.0 avg.) with a 26-yard long...Added two carries for 15 yards and one catch for five yards in the win...**(10/9) vs. SD:** Led the team with 31 rushing yards on eight carries...Set career highs with six receptions for 66 yards (11.0 avg.) with a 22-yard long...**(10/16) vs. KC:** Returned the ball 50 yards on the opening kickoff, the longest return by an undrafted rookie Raider since 2005...Totalled four kickoff returns for 108 yards (27.0 avg.)...Added four carries for eight yards (2.0 avg.) and two catches for five yards...**(10/23) at Jac.:** Set a career high with five punt returns for 41 yards (8.2 avg.) in the win...Also had one rush for one yard and one catch...**(10/30) at TB:** Rushed five times for 34 yards with a 20-yard long...Served as the primary punt and kickoff returner, returning four punts for 33 yards (8.3 avg.) and one kickoff for 25 yards...**(11/6) vs. Den.:** Rushed 62 yards on eight carries with a 28-yard long...Added two receptions for 10 yards...Saw action on special teams, returning four punts for 26 yards (6.5 avg.) and one kickoff for 26 yards...**(11/21) vs. Hou.:** Totalled three catches for 50 yards (16.7 avg.) and his first career TD reception...**(11/27) vs. Car.:** Rushed seven times for 23 yards with a 9-yard long...Added five punt returns for 34 yards (6.8 avg.) and two kickoff returns for 46 yards (23.0 avg.)...**(12/4) vs. Buf.:** Carried the ball nine times for 53 yards (5.9 avg.) with a 21-yard long...Saw action on special teams, returning two punts for 17 yards (8.5 avg.) and one kickoff for 22 yards...**(12/8) at KC:** Carried the ball six times for 29 yards with a 12-yard long...Contributed in a reserve role on special teams, returning two kickoffs for 41 yards (20.5 avg.) and one punt for two yards...**(12/18) at SD:** Helped the rushing attack by adding 36 yards on six carries (6.0 avg.)...Added four receptions for 13 yard...Contributed on special teams, returning two punts for 11 yards (5.5 avg.)...**(12/24) vs. Ind.:** Rushed six times for 66 yards (11.0 avg.) and added three receptions for 13 yards (4.3 avg.)...Recorded his second receiving TD of the season with 22 seconds left in the first half on a 4-yard pass from QB Derek Carr...**(1/1/17) at Den.:** Recorded three carries for three yards in the regular season finale...Added two punt returns for 18 yards (9.0 avg.)...**Post-season: (1/7/17) at Hou.:** Set a new franchise postseason-long with his 37-yard punt return in the first



quarter of play, jumpstarting the offense en route to their first TD of the game...Finished with 68 punt return yards, a mark that set a new Raiders single-game postseason record, besting Neal Colzie's previous record of 64 yards set in 1975 against the Bengals...Also had three carries for three yards and two receptions for eight yards.

COLLEGE: Played four years at Southern Miss, appearing in 41 games with 29 starts...Totaled 2,082 career rushing yards on 397 carries with 19 TDs...Also caught 83 passes for 675 yards and five TDs...As a senior, played in 13 games with 12 starts...Ranked second on the team with 1,098 rushing yards on 185 carries (5.9 avg.) and 14 TDs...Had 30 receptions for 284 yards and two TDs...Led the team with 20 punt returns for 92 yards (4.6 avg.)...Had three kickoff returns for 145 yards (48.3 avg.) and one TD...Named first-team All-Conference-USA...As a junior, played in seven games with three starts...Missed five games due to injury...Tallied 459 all-purpose yards, including 236 rushing yards on 40 carries and 184 receiving yards on 24 catches...As a sophomore, played in 11 games with eight starts...Had 85 carries for 322 yards...Also had 21 receptions for 168 yards and one TD...As a freshman, played in 10 games with six starts...Ranked second on the team with 426 rushing yards on 87 carries and four TDs...Returned 10 kickoffs for 259 yards...Also had eight catches for 39 yards and one TD.

PERSONAL: Attended Peabody Magnet High School in Alexandria, La. ...Rated as the No. 136 running back in the nation by ESPN.com...A two-star prospect by Rivals.com, Scout.com and ESPN.com...Named first-team all-district and all-area as a sophomore and junior...Rushed for 2,289 yards on 236 carries, while adding 140 yards on 13 receptions...Totaled 33 TDs...Also lettered in track and field...Finished third in the district in the 100-meters and second in the 200-meters...Name is pronounced JAY-linn ree-SHARD.

ADDITIONAL STATISTICS: Miscellaneous Tackles – 1 in 2016, 1 in 2018; NFL Totals: 2. Special Teams Tackles – 4 in 2018; NFL Totals: 4.

SINGLE-GAME HIGHS: RUSHING: Attempts – 11, 11/18/18 at Ari. Yards – 95, 12/2/18 vs. KC. Long – 75t, 9/11/16 at NO. Touchdowns – 1, three times; last: 12/24/18 vs. Den. RECEIVING: Receptions – 9, 9/10/18 vs. LAR. Yards – 67, 12/16/18 at Cin. Long – 39, 9/17/17 vs. NYJ. Touchdowns – 1, three times; last: 11/26/17 vs. Den.

JALEN RICHARD'S CAREER STATISTICS

Year	Team	GP	GS	RUSHING					RECEIVING					TOTAL OFFENSE
				Att.	Yds	Avg.	Lg.	TD	Rec.	Yds.	Avg.	Lg.	TD	
2016	Oakland	16	0	83	491	5.9	75t	1	29	194	6.7	29	2	685
2017	Oakland	16	1	56	275	4.9	52t	1	27	256	9.5	39	1	531
2018	Oakland	16	1	55	259	4.7	30	1	68	607	8.9	32	0	866
2019	Oakland	16	0	39	145	3.7	13	0	36	323	9.0	31	0	468
Totals		64	2	233	1,170	5.0	75t	3	160	1,380	8.6	39	3	2,550
POSTSEASON														
2016	Oakland	1	0	3	3	1.0	4	0	2	8	4.0	5	0	11
Totals		1	0	3	3	1.0	4	0	2	8	4.0	5	0	11
Year	Team	Ret.	Yds.	Avg.	Lg.	TD	KICKOFF RETURNS			PUNT RETURNS				
							Ret.	FC	Yds.	Avg.	Lg.	TD		
2016	Oakland	17	402	23.6	50	0	34	5	306	9.0	47	0		
2017	Oakland	8	90	11.3	17	0	26	13	155	6.0	19	0		
2018	Oakland	0	0	-	-	0	2	2	3	1.5	3	0		
2019	Oakland	9	188	20.9	29	0	6	5	21	3.5	12	0		
Totals		34	680	20.0	50	0	68	25	485	7.1	47	0		
POSTSEASON														
2016	Oakland	2	38	19.0	20	0	5	1	68	13.6	37	0		
Totals		2	38	19.0	20	0	5	1	68	13.6	37	0		

RICHARD

JALEN RICHARD GAME-BY-GAME

2019, OAKLAND (7-9)

Date	Opp.	W/L	GP/GS	RUSHING					RECEIVING					TOTAL OFFENSE
				Att.	Yds.	Avg.	Lg.	TD	Rec.	Yds.	Avg.	Lg.	TD	
9/9	Den.	W	1/0	1	3	3.0	3	0	0	0	0.0	0	0	3
9/15	KC	L	1/0	2	3	1.5	3	0	2	2	1.0	8	0	5
9/22	at Min.	L	1/0	2	15	7.5	11	0	3	14	4.7	9	0	29
9/29	at Ind.	W	1/0	4	17	4.3	13	0	1	1	1.0	1	0	18
10/6	Chi.	W	1/0	2	14	7.0	9	0	2	18	9.0	11	0	32
10/20	at GB	L	1/0	2	2	1.0	4	0	1	5	5.0	5	0	7
10/27	at Hou.	L	1/0	1	3	3.0	3	0	2	24	12.0	20	0	27
11/3	Det.	W	1/0	2	12	6.0	7	0	3	56	18.7	31	0	68
11/7	LAC	W	1/0	2	0	0.0	0	0	4	43	10.8	13	0	43
11/17	Cin.	W	1/0	2	0	0.0	0	0	1	7	7.0	7	0	7
11/24	at NYJ	L	1/0	2	4	2.0	5	0	6	47	7.8	18	0	51
12/1	at KC	L	1/0	1	2	2.0	2	0	1	6	6.0	6	0	8
12/8	Ten.	L	1/0	7	28	4.0	10	0	2	18	9.0	11	0	46
12/15	Jac.	L	1/0	1	11	11.0	11	0	2	25	12.5	21	0	36
12/22	at LAC	W	1/0	5	11	2.2	5	0	4	18	4.5	10	0	29
12/29	at Den.	L	1/0	3	20	6.7	9	0	2	39	19.5	33	0	59
Totals			16/0	39	145	3.7	13	0	36	323	9.0	31	0	468

2018, OAKLAND (4-12)

Date	Opp.	W/L	GP/GS	RUSHING					RECEIVING					TOTAL OFFENSE
				Att.	Yds.	Avg.	Lg.	TD	Rec.	Yds.	Avg.	Lg.	TD	
9/10	LAR	L	1/0	5	24	4.8	9	0	9	55	6.1	9	0	79
9/16	at Den.	L	1/0	2	3	1.5	2	0	0	0	-	-	0	3
9/23	at Mia.	L	1/0	0	0	-	-	0	6	59	9.8	12	0	59
9/30	Cle.	W	1/0	1	-2	-2.0	-2	0	3	38	12.7	18	0	36
10/7	at LAC	L	1/0	1	4	4.0	4	0	6	53	8.8	32	0	57
10/14	Sea.	L	1/0	2	3	1.5	2	0	7	48	6.9	21	0	51
10/28	Ind.	L	1/0	2	14	7.0	13	0	8	50	6.3	13	0	64
11/1	at SF	L	1/1	2	4	2.0	4	0	4	45	11.3	25	0	49
11/11	LAC	L	1/0	3	7	2.3	6	0	5	52	10.4	20	0	59
11/18	at Ari.	W	1/0	11	61	5.5	24	0	3	32	10.7	16	0	93
11/25	at Bal.	L	1/0	1	1	1.0	1	0	2	15	7.5	16	0	16
12/2	KC	L	1/0	6	95	15.8	30	0	3	31	10.3	15	0	126
12/9	Pit.	W	1/0	8	24	3.0	8	0	1	5	5.0	5	0	29
12/16	at Cin.	L	1/0	4	9	2.3	5	0	5	67	13.4	32	0	76
12/24	Den.	W	1/0	4	11	2.8	5	1	4	40	10.0	14	0	51
12/30	at KC	L	1/0	3	1	0.3	2	0	2	17	8.5	9	0	18
Totals			16/1	55	259	4.7	30	1	68	607	8.9	32	0	866

JALEN RICHARD GAME-BY-GAME 2017, OAKLAND (6-10)

Date	Opp.	W/L	GP/GS	RUSHING						RECEIVING					TOTAL OFFENSE
				Att.	Yds.	Avg.	Lg.	TD	Rec.	Yds.	Avg.	Lg.	TD		
9/10	at Ten.	W	1/0	5	22	4.4	9	0	1	6	6.0	6	0	28	
9/17	NYJ	W	1/0	6	58	9.7	52t	1	2	51	25.5	39	0	109	
9/24	at Was.	L	1/0	2	4	2.0	11	0	1	4	4.0	4	0	8	
10/1	at Den.	L	1/0	2	7	3.5	7	0	1	20	20.0	20	0	27	
10/8	Bal.	L	1/0	9	37	4.1	14	0	0	0	-	-	0	37	
10/15	LAC	L	1/0	2	-1	-0.5	2	0	3	27	9.0	11	0	26	
10/19	KC	W	1/0	9	31	3.4	10	0	4	45	11.3	17	0	76	
10/29	at Buf.	L	1/1	5	21	4.2	14	0	5	35	7.0	15	0	56	
11/5	at Mia.	W	1/0	5	14	2.8	5	0	0	0	-	-	0	14	
11/19	NE	L	1/0	4	19	4.8	7	0	2	9	4.5	5	0	28	
11/26	Den.	W	1/0	2	17	8.5	9	0	2	13	6.5	7	1	30	
12/3	NYG	W	1/0	1	4	4.0	4	0	1	5	5.0	5	0	9	
12/10	at KC	L	1/0	0	0	-	-	0	0	0	-	-	0	0	
12/17	Dal.	L	1/0	0	0	-	-	0	2	21	10.5	11	0	21	
12/25	at Phi.	L	1/0	4	42	10.5	34	0	2	14	7.0	23	0	56	
12/31	at LAC	L	1/0	0	0	-	-	0	1	6	6.0	6	0	6	
Totals			16/1	56	275	4.9	52t	1	27	256	9.5	39	1	531	


2016, OAKLAND (12-4)

Date	Opp.	W/L	GP/GS	RUSHING						RECEIVING					TOTAL OFFENSE
				Att.	Yds.	Avg.	Lg.	TD	Rec.	Yds.	Avg.	Lg.	TD		
9/11	at NO	W	1/0	3	84	28.0	75t	1	2	11	5.5	8	0	95	
9/18	Atl.	L	1/0	6	17	2.8	7	0	1	10	10.0	10	0	27	
9/25	at Ten.	W	1/0	6	28	4.7	10	0	1	13	13.0	13	0	41	
10/2	at Bal.	W	1/0	2	15	7.5	9	0	1	5	5.0	5	0	20	
10/9	SD	W	1/0	8	31	3.9	7	0	6	66	11.0	22	0	97	
10/16	KC	L	1/0	4	7	1.8	6	0	2	5	2.5	6	0	12	
10/23	at Jac.	W	1/0	1	1	1.0	1	0	1	0	0.0	0	0	1	
10/30	at TB	W	1/0	5	34	6.8	20	0	2	3	1.5	6	0	37	
11/6	Den.	W	1/0	8	62	7.8	28	0	2	10	5.0	11	0	72	
11/21	Hou.	W	1/0	3	2	0.7	4	0	3	50	16.7	29	1	52	
11/27	Car.	W	1/0	7	23	3.3	9	0	0	0	-	-	0	23	
12/4	Buf.	W	1/0	9	53	5.9	21	0	0	0	-	-	0	53	
12/8	at KC	L	1/0	6	29	4.8	9	0	0	0	-	-	0	29	
12/18	at SD	W	1/0	6	36	6.0	33	0	4	13	3.3	10	0	49	
12/24	Ind.	W	1/0	6	66	11.0	19	0	3	13	4.3	8	1	79	
1/1/17	at Den.	L	1/0	3	3	1.0	2	0	1	-5	-5.0	-5	0	-2	
Totals			16/0	83	491	5.9	75t	1	29	194	6.7	29	2	685	
POSTSEASON															
1/7/17	at Hou.	L	1/0	3	3	1.0	4	0	2	8	4.0	5	0	11	

60 JORDAN ROOS

Position: **Guard**
 HT/WT: **6-3/302**
 Acquired: **W-'20 (Sea.)**
 Hometown: **Celina, Texas**
 College: **Purdue**

Born: **07/06/93**
 NFL Season: **3**
 Raiders Season: **1**



TRANSACTIONS: Signed by Seattle Seahawks as an undrafted free agent, May 12, 2017...Waived by Seahawks, Sept. 1, 2018...Signed by Seahawks to practice squad, Sept. 2, 2018...Signed by Seahawks as a reserve/future free agent, Jan. 7, 2019...Waived by Seahawks, July 26, 2020...Claimed via waivers by Las Vegas Raiders, July 27, 2020.

CAREER: Veteran guard has appeared in 14 games after spending his first three seasons (2017-19) with the Seahawks after originally signing with the team as an undrafted free agent in 2017...In 2019, tied a career high, appearing in seven contests...Spent 2018 on the Seahawks' practice squad after playing in seven games as a rookie in 2017.

AT A GLANCE

- Spent 2018 on the Seahawks' practice squad after playing in seven games in 2017, primarily on special teams.
- Was a four-year starter at Purdue, starting 42-of-47 games at right guard, including 38 consecutive starts to end his collegiate career.

2019 (with Sea.): Spent the first five weeks of the season on the practice squad...Appeared in seven contests...(11/3) vs. TB: Appeared exclusively on special teams...(11/11) at SF: Saw action on special teams...(11/24) at Phi.: Played exclusively on special teams...(12/2) vs. Min.: Appeared on special teams...(12/8) at LAR: Saw action on special teams...(12/15) at Car.: Inactive...(12/22) vs. Ari.: Appeared exclusively on special teams...(12/29) vs. SF: Saw action exclusively on special teams...**Postseason:** (1/5/20) at Phi.: Played exclusively on special teams...(1/12) at GB: Appeared on special teams and played one snap at center.

2018 (with Sea.): Spent the entire season on the team's practice squad.

2017 (with Sea.): Appeared in seven games as a rookie, seeing action primarily on special teams...Was inactive Weeks 1-9...(11/20) vs. Atl.: Saw action exclusively on special teams...(11/26) at SF: Saw limited action on special teams...(12/3) vs. Phi.: Played one snap at fullback and appeared on special teams...(12/10) at Jac.: Played exclusively on special teams...(12/17) vs. LAR: Appeared on special teams...(12/24) at Dal.: Saw action exclusively on special teams (12/31) vs. Ari.: Saw action on both offense and special teams...Made his first appearance in a reserve role at guard.

COLLEGE: Was a four-year starter at Purdue (2013-16)...Appeared in 47 games with 42 starts, including starting in his last 38 in a row...As a senior, started all 12 games at right guard...As a junior, started all 12 games at right guard...As a sophomore, started all 12 contests at right guard...As a freshman, appeared in 11 games and made six starts...Majored in organization leadership and supervision.

PERSONAL: Attended Celina (Texas) High School...Ranked a three-star prospect by Rivals.com...Led his team to an 11-1 record and league championship as a junior...Also lettered in track and field, finishing as the 2009 USATF national champion in shot put...Named a three-time 3A state champion in shot put and the 2012 3A state champion in discus.

JORDAN ROOS' GAMES PLAYED/STARTED

Year	Team	GP	GS
2017	Seattle	7	0
2018	Seattle	0	0
2019	Seattle	7	0
Totals		14	0
POSTSEASON			
2018	Seattle	0	0
2019	Seattle	2	0
Totals		2	0

93

DANIEL ROSSPosition: **Defensive Tackle**HT/WT: **6-4/300**Acquired: **UFA-'20 (Dal.)**Hometown: **Louisville, Ky.**College: **Northeast Mississippi CC**Born: **03/15/93**NFL Season: **4**Raiders Season: **1**

TRANSACTIONS: Signed by Houston Texans as free agent, May 12, 2017...Waived by Texans, Sept. 2, 2017...Signed by Texans to practice squad, Sept. 3, 2017...Released by Texans, Sept. 8, 2017...Signed by Detroit Lions to practice squad, Sept. 11, 2017...Released by Lions, Sept. 14, 2017...Signed by Kansas City Chiefs to practice squad, Sept. 19, 2017...Released by Chiefs, Nov. 11, 2017...Signed by Dallas Cowboys as a free agent, Sept. 11, 2017...Signed by Las Vegas Raiders as an unrestricted free agent, Apr. 6, 2020.

CAREER: Enters his fourth NFL season and first with the Raiders after spending the past three seasons (2017-19) with the Dallas Cowboys...Spent the entire 2019 campaign on the Reserve/Injured List...Played in 13 games as a reserve lineman in 2018, posting 14 tackles (six solo), one sack, one forced fumble and one fumble recovery...In 2017, appeared in three games for Dallas, recording five tackles, one sack and one fumble recovery...Spent time on the Houston Texans' and Detroit Lions' practice squads before signing with the Kansas City Chiefs' practice squad...Originally signed with the Texans as a free agent in the 2017 offseason after spending two seasons in the CFL...Played for the Edmonton Eskimos in 2014 before missing the 2015 season with an injury...Career totals include 16 games played, 19 tackles (10), two sacks, one forced fumble and two fumble recoveries.

AT A GLANCE

- Career totals include 16 games, totaling 19 tackles (10 solo), two sacks, two fumble recoveries and one forced fumble over his first three seasons with the Dallas Cowboys (2017-19).
- In 2018, played in a career-high 13 games and notched 14 tackles (six), one sack, one forced fumble and one fumble recovery.
- Signed with the Canadian Football League's Edmonton Eskimos at age 20 after two years (2012-13) at Northeast Mississippi Community College.

2019 (with Dal.): Spent the entire season on the Reserve/Injured List after suffering a shoulder injury.

2018 (with Dal.): Played in a career-high 13 games and notched 14 tackles (six solo), one sack, one forced fumble and one fumble recovery...**(9/9) at Car.:** Forced a fumble that was recovered by DE DeMarcus Lawrence in the season opener...**(9/16) vs NYG:** Notched one tackle...**(9/23) at Sea.:** Posted two tackles...**(9/30) vs. Det.:** Recorded one tackle in a reserve role along the defensive line...**(11/5) vs. Ten.:** Logged three tackles, including two for loss and one sack...**(11/29) vs. NO:** Posted one tackle...**(12/16) at Ind.:** Recovered a fumble...**(12/23) vs. TB:** Recorded two tackles.

2017 (with Hou., Det., KC and Dal.): Appeared in three games after signing to Dallas' active roster from the Chiefs practice squad...Spent time on Houston, Detroit and Kansas City's practice squads...Totaled five tackles (four solo), one sack and one fumble recovery...**(12/17) at Oak.:** Made his NFL debut and notched his first career tackle...**(12/31) at Phi.:** Recorded a career-high three tackles, including his first career sack and tackle for loss.

COLLEGE: Played two seasons at Northeast Mississippi Community College...As a sophomore in 2013, recorded 45 tackles, 9.5 tackles for loss, one sack and one forced fumble...Appeared in seven games as a freshman in 2012, totaling 21 tackles, 5.5 tackles for loss and 1.5 sacks.

PERSONAL: Attended Jeffersonstown High School in Louisville, Ky. ...Was also a standout basketball player, ranking as the No. 2 forward/center prep in the state of Kentucky...Signed with the Canadian Football League's Edmonton Eskimos at age 20 after two years in community college...Spent time with the Eskimos and Saskatchewan Roughriders in 2016, appearing in one game.

SINGLE-GAME HIGHS: TACKLES: Total – 3, two times, last; 11/5/18 vs. Ten. Solo – 3, 12/31/17 at Phi. Sacks – 1, two times; last: 11/5/18 vs. Ten. Forced fumbles – 1, 9/9/18 at Car. Fumble recoveries – 1, two times; last: 12/31/17 at Phi.

DANIEL ROSS' CAREER STATISTICS

Year	Team	GP	GS	TACKLES					INTERCEPTIONS					FUMBLES				
				Total	Solo	Asst.	Sacks	Yds.	No.	Yds.	Lg.	TD	PD	FF	FR	Yds.		
2017	Dallas	3	0	5	4	1	1.0	1.0	0	0	-	0	0	0	1	1	6	
2018	Dallas	13	0	14	6	8	1.0	6.0	0	0	-	0	0	1	1	0		
2019	Dallas																	
Totals				16	0	19	10	9	2.0	7.0	0	0	-	0	0	1	2	6
POSTSEASON																		
2018	Dallas	1	0	0	0	0	0.0	0.0	0	0	-	0	0	0	0	0	0	
Totals				1	0	0	0	0	0.0	0.0	0	0	-	0	0	0	0	0

DANIEL ROSS GAME-BY-GAME

2018, DALLAS (10-6)

Date	Opp.	W/L	GP/GS	TACKLES					INTERCEPTIONS				FUMBLES			
				Total	Solo	Asst.	Sacks	Yds.	No.	Yds.	Lg.	TD	PD	FF	FR	Yds.
9/9	at Car.	L	1/0	1	0	1	0.0	0.0	0	0	-	0	0	1	0	0
9/16	NYG	W	1/0	1	1	0	0.0	0.0	0	0	-	0	0	0	0	0
9/23	at Sea.	L	1/0	0	0	0	0.0	0.0	0	0	-	0	0	0	0	0
9/30	Det.	W	1/0	1	1	0	0.0	0.0	0	0	-	0	0	0	0	0
10/7	at Hou.	L	1/0	2	0	2	0.0	0.0	0	0	-	0	0	0	0	0
10/14	Jac.	W	1/0	0	0	0	0.0	0.0	0	0	-	0	0	0	0	0
10/21	at Was.	L		(INACTIVE)												
11/5	Ten.	L	1/0	3	2	1	1.0	6.0	0	0	-	0	0	0	0	0
11/11	at Phi.	W		(DID NOT PLAY)												
11/18	at Atl.	W		(INACTIVE - CALF)												
11/22	Was.	W	1/0	0	0	0	0.0	0.0	0	0	-	0	0	0	0	0
11/29	NO	W	1/0	1	0	1	0.0	0.0	0	0	-	0	0	0	0	0
12/9	Phi	W	1/0	1	0	1	0.0	0.0	0	0	-	0	0	0	1	0
12/16	at Ind.	L	1/0	1	1	0	0.0	0.0	0	0	-	0	0	0	0	0
12/23	TB	W	1/0	2	0	2	0.0	0.0	0	0	-	0	0	0	0	0
12/30	at NYG	W	1/0	1	1	0	0.0	0.0	0	0	-	0	0	0	0	0
Totals			13/0	14	6	8	1.0	6.0	0	0	-	0	0	1	1	0
POSTSEASON																
1/5/19	Sea.	W	1/0	0	0	0	0.0	0.0	0	0	-	0	0	0	0	0

2017, DALLAS (9-7)

Date	Opp.	W/L	GP/GS	TACKLES					INTERCEPTIONS				FUMBLES			
				Total	Solo	Asst.	Sacks	Yds.	No.	Yds.	Lg.	TD	PD	FF	FR	Yds.
9/10	NYG	W		(NOT ON ROSTER)												
9/17	at Den.	L		(NOT ON ROSTER)												
9/25	at Ari.	W		(NOT ON ROSTER)												
10/1	LAR	L		(NOT ON ROSTER)												
10/8	GB	L		(NOT ON ROSTER)												
10/22	at SF	W		(NOT ON ROSTER)												
10/29	at Was.	W		(NOT ON ROSTER)												
11/5	KC	W		(NOT ON ROSTER)												
11/12	at Atl.	L		(INACTIVE)												
11/19	Phi.	L		(INACTIVE)												
11/23	LAC	L		(INACTIVE)												
11/30	Was.	W		(INACTIVE)												
12/10	at NYG	W		(INACTIVE)												
12/17	at Oak.	W	1/0	0	0	0	0.0	0.0	0	0	-	0	0	0	0	0
12/24	Sea.	L	1/0	2	1	1	0.0	0.0	0	0	-	0	0	0	0	0
12/31	at Phi.	W	1/0	3	3	0	1.0	1.0	0	0	-	0	0	0	1	6
Totals			3/0	5	4	1	1.0	1.0	0	0	-	0	0	0	1	6

72 DAVID SHARPE

Position: **Tackle**
 HT/WT: **6-6/330**
 Acquired: **W-'18 (Hou.)**
 Hometown: **Jacksonville, Fla.**
 College: **Florida**

Born: **10/21/95**
 NFL Season: **4**
 Raiders Season: **4**



TRANSACTIONS: Selected by Oakland Raiders in the fourth round (129th overall) of the 2017 NFL Draft, April 29, 2017... Waived by Raiders, Sept. 2, 2018... Signed by Houston Texans to practice squad, Sept. 12, 2018... Re-signed by Texans to active roster, Sept. 25, 2018... Waived by Texans, Oct. 31, 2018... Acquired via waivers by Raiders, Nov. 2, 2018... Re-signed by Raiders, Mar. 17, 2020.

CAREER: Versatile lineman enters his fourth season with the Silver and Black... Appeared in nine games with two starts in 2019... Played in two games with Houston in 2018 before re-joining the Raiders and appearing in the final eight games of the season... Appeared in five games with two starts in his rookie campaign... Career totals include 24 appearances with four starts.

2019: Appeared in nine contests with two starts in his third season with the Silver and Black... **(9/29) at Ind.:** Made his season debut, appearing on both offense and special teams... **(10/6) vs. Chi.:** Appeared in a reserve role on offense... **(10/20) at GB:** Made his first start of the season at right tackle due to injuries on the line... Part of an offensive line that did not allow a sack for the second consecutive week... Helped pave the way for 155 rushing yards... **(10/27) at Hou.:** Appeared exclusively on special teams... **(11/3) vs. Det.:** Helped pave the way for 171 yards on the ground... Part of an offensive line that surrendered just one sack in the win... **(11/7) vs. LAC:** Saw action exclusively on special teams in the primetime victory... **(12/8) vs. Ten.:** Appeared exclusively on special teams... **(12/22) at LAC:** Appeared on both offense and special teams... Was part of an offensive line that helped QB Derek Carr finish with an 86.7 completion percentage, his highest of the season... **(12/29) at Den.:** Made his second start of the season at right tackle, allowing Carr to pass for a season-high 391 yards.

2018 (with Hou. and Oak.): Played two games with Houston before re-joining Oakland and appearing in final eight games of the season with the Raiders... **(10/21) at Jac.:** Appeared exclusively on special teams... **(11/3) vs. Mia.:** Appeared on special teams... **(11/11) vs. LAC:** Saw action on special teams... **(11/18) at Ari.:** Appeared in a reserve role on offense... Was part of an offensive line that helped the run game record over 100 rush yards for the fifth time on the season with 114... **(11/25) at Bal.:** Saw on special teams and appeared in a reserve role along the offensive line... **(12/2) vs. KC:** Appeared exclusively on special teams... **(12/9) vs. Pitt.:** Appeared in a reserve role on offense and helped allow QB Derek Carr to pass for 322 yards as he set a new franchise record for most consecutive games without an INT (eight)... **(12/16) at Cin.:** Saw limited action on both offense and special teams... **(12/24) vs. Den.:** Appeared exclusively on special teams... **(12/30) at KC:** Saw limited action on offense and helped pave the way as RB Doug Martin recorded his second consecutive game with 100-or-more rushing yards.

2017: Played in five games with two starts in his rookie season with the Silver and Black... **(10/19) vs. KC:** Made his NFL debut, appearing exclusively on special teams... **(12/3) vs. NYG:** Saw limited action on offense in the win... **(12/10) at KC:** Appeared exclusively on special teams... **(12/25) at Phi.:** Started his first NFL game, filling in for T Donald Penn who suffered a season-ending injury in Week 15... Part of a line that surrendered just one sack, marking the ninth game of the season with one or less sacks allowed... Helped the offense surpass 100 yards on the ground for the ninth time on the season with 137 yards... **(12/31) at LAC:** Started in his second career game at left tackle... Helped the offense run for 100-plus yards for the 10th time on the season with 105.

COLLEGE: Played in 33 games with 26 starts during his three-year career at Florida... Helped the Gators to a three-year record of 26-13, which included two SEC Championship appearances... As a junior, started all 13 games at left tackle for the Gators in 2016... Was one of two Gators to start every game throughout the season... Part of a unit that ranked 10th in the SEC in total sacks allowed, having only surrendered 28... Helped Florida averaged 215.8 passing yards per game, the highest since 2009... Allowed one sack or fewer in five games, including two games without a sack... Allowed RB Jordan Scarlett to rush for 889 yards, the most by a Florida freshman or sophomore running back since 1995... As a sophomore in 2015, played in all 14 games with 13 starts at left tackle... Allowed UF to total at least 20 TD passes with fewer than 11 INTs for the first time since 2009... Helped RB Kelvin Taylor become the ninth Gator to rush for 1,000 yards in a season with 1,035 yards... Also helped Taylor record 13 TDs on the ground, the fifth most single-season total in UF history, and 259 carries, the second most in school history... Appeared in six games as a true freshman, working his way into the offensive line rotation... Saw action at left tackle in a reserve role... Part of a unit that allowed just 17 sacks in 12 games, the fourth fewest in the SEC and tied for 18th fewest in the country... Played in three of the five contests in which the Gators didn't allow a sack... Helped Florida rush for at least 100 yards in every game in 2014, averaging 187.7 yards per game.

PERSONAL: Attended Fletcher High School in Jacksonville, Fla. ... Was a 2014 U.S. Army All-American Bowl selection... Named to the MaxPreps All-American First Team... Also played basketball in high school... Participated in the Raiders annual Thanksgiving with the Offensive Line in 2017, an event in which Oakland's offensive line provided local families in need with all the food needed to make a complete Thanksgiving dinner.

ADDITIONAL STATISTICS: Miscellaneous tackles – 1 in 2017.

DAVID SHARPE'S GAMES PLAYED/STARTED

Year	Team	GP	GS
2017	Oakland	5	2
2018	Hou./Oak.	10	0
2019	Oakland	9	2
Totals		24	4


AT A GLANCE

- Played two games with Houston in 2018 before re-joining the Raiders and appearing in the final eight games of the season for the Silver and Black.
- Played in five games with two starts in his rookie season in 2017.
- Played in 33 games with 26 starts during his three-year career at Florida.
- Helped the Gators averaged 215.8 passing yards per game in 2016, the highest in school history since 2009.

47 TRENT SIEG

Position: **Long Snapper**
 HT/WT: **6-3/240**
 Acquired: **FA-'18**
 Hometown: **Eaton, Colo.**
 College: **Colorado State**

Born: **05/19/95**
 NFL Season: **3**
 Raiders Season: **3**



TRANSACTIONS: Signed by Baltimore Ravens as an undrafted free agent, April 30, 2018...Waived by Ravens, Aug. 31, 2018... Signed by Oakland Raiders, Sept. 12, 2018...Re-signed by Raiders as an exclusive rights free agent on Mar. 18, 2019.

CAREER: Veteran long snapper enters his third season with the Silver and Black...In 2019, appeared in all 16 games for the first time in his career, helping the Raiders average 46.0 yards per punt...Played in 15 games as a rookie in 2018, helping K Daniel Carlson to a franchise-record 94.1 FG percentage.

2019: Appeared in all 16 games for the first time in his career... Helped the Raiders average 46.0 yards per punt, ranking 16th in the league...Snapped to P AJ Cole and helped him register the fifth-most punts inside the 20-yard line in the NFL (33), tying P Shane Lechler for third-most such punts in a single season in franchise history...Helped K Daniel Carlson convert 19-of-26 FG attempts and 34 PATs on the season...(9/9) vs. Den.:

Snapped on three punts, one FG attempt and three PATs...(9/15) vs. KC: Snapped on six punts, one FG attempt and one PAT...(9/22) at Min.: Snapped on four punts, one FG attempt and two PATs...Helped Cole record a season-best 54.3 yard punt average...(9/29) at Ind.: Snapped on five punts, one FG attempt and four PATs...(10/6) vs. Chi.: Snapped on four punts, one FG attempt and three PATs...(10/20) at GB: Snapped on two punts, one FG attempt and three PATs...(10/27) at Hou.: Snapped on six punts, one FG attempt and three PATs...(11/3) vs. Det.: Snapped on two punts, two FG attempts and four PATs...(11/7) vs. LAC: Snapped on four punts, three FG attempts and three PATs...(11/17) vs. Cin.: Snapped on five punts, one FG attempt and two PATs...(11/24) at NYJ: Snapped on seven punts and two field goal attempts...(12/1) at KC: Snapped on two punts, two FG attempts and one PAT...(12/8) vs. Ten.: Snapped on five punts and three PATs...(12/15) vs. Jac.: Snapped on four punts, four FG attempts and one PAT...(12/22) at LAC: Snapped on five punts, one FG attempt and three PATs...Helped Cole record the third-longest punt (74 yards) in the NFL this season and longest by a Raiders player since Lechler's 76-yarder at KC on Dec. 24, 2011...(12/29) at Den.: Snapped on three punts and four FG attempts.

AT A GLANCE

- In 2019, snapped for P AJ Cole and helped him register the fifth-most punts inside the 20-yard line in the NFL (33), tying Shane Lechler for third-most such punts in a single season in franchise history.
- Played in 15 games his rookie season, helping K Daniel Carlson convert on 16-of-17 FG attempts, setting a franchise record with a 94.1 FG percentage.
- Played four seasons at Colorado State, appearing in 52 contests and helping the Rams average 41.96 yards per punt in 2015, ranking fourth in the FBS.

2018: Played in 15 games in his rookie season...Aided K Daniel Carlson to a franchise-record 94.1 FG percentage as a member of the Raiders and helped him earn AFC Special Teams Player of the Week Honors in Week 11...Helped Carlson convert 16-of-17 FG attempts and 24 PATs on the season...(9/16) at Den.: Made his NFL debut as he snapped on four punts, two FG attempts and two PATs...(9/23) at Mia.: Snapped on three punts, two FG attempts and two PATs...(9/30) vs. Cle.: Snapped on six punts, five FG attempts and five PATs...(10/7) at LAC: Snapped on four punts, one FG attempt and one PAT...Helped P Johnny Townsend record a season-best 49.3 yard punt average...(10/14) vs. Sea.: Snapped on three punts and two FG attempts...(10/28) vs. Ind.: Snapped on four PATs and two punts...(11/1) at SF: Snapped on two FG attempts and six punts...(11/11) vs. LAC: Snapped on two FG attempts and three punts...(11/18) at Ari: Snapped on three FG attempts, including a 35-yard game-winner by Carlson as time expired, two PATs and eight punts...Helped Carlson earn AFC Special Teams Player of the Week Honors...(11/25) at Bal.: Snapped on six punts, one FG attempt and two PATs...(12/2) vs. KC: Snapped on three PATs, two FG attempts and two punts...(12/9) vs. Pit.: Snapped on four punts, one FG attempt and three PATs...(12/16) at Cin.: Snapped on three FG attempts, six punts and one PAT...(12/24) vs. Den.: Snapped on five punts, three PATs, two FG attempts...Aided Townsend on a career-long 64-yard punt...(12/30) at KC: Snapped on one FG attempt and four punts.

COLLEGE: Appeared in 52 games for Colorado State, never missing a snap throughout his four-year career...Snapped on all punts, FGs and PATs as a senior...Snapped to K Wyatt Bryan and helped him convert 15-of-18 FGs...As a junior, helped P Hayden Hunt earn first-team All-Mountain West honors...Played in all 13 games in 2015...Snapped to Hunt, the Ray Guy Award finalist and Pro Football Focus All-American...Helped the Rams accumulate a net punting average of 41.96, which ranked fourth in the FBS... Earned 2015 Academic All-Mountain West honors...As a redshirt freshman, replaced four-year LS Tanner Hedstrom and assumed all responsibilities...Recorded two special teams tackles...Tallied first career special teams tackle at Boise State...Redshirted as a true freshman in 2013...Graduated with a degree in mechanical engineering.

PERSONAL: Prepped at Eaton (Colo.) High School, where he earned All-Colorado and All-Conference honors as a linebacker, recording 67 tackles and 10 sacks as a senior...Also played tight end, registering 29 receptions for 510 yards and four TDs... As team captain, led his team to a 10-1 record and a Patriot League Championship...Also lettered in baseball and basketball.

ADDITIONAL STATISTICS: Special teams tackles – 1 in 2019; NFL totals: 1.

TRENT SIEG'S GAMES PLAYED/STARTED

Year	Team	GP	GS
2018	Oakland	15	0
2019	Oakland	16	0
Totals		31	0

36 ROD SMITH

Position: **Running Back**

HT/WT: **6-3/236**

Acquired: **FA-'19**

Hometown: **Fort Wayne, Ind.**

College: **Ohio State**

Born: **01/10/92**

NFL Season: **6**

Raiders Season: **1**



TRANSACTIONS: Signed by Seattle Seahawks as an undrafted free agent, May 2, 2015...Waived by Seahawks, Sept. 5, 2015...Signed by Seahawks to practice squad, Sept. 8, 2015...Signed by Seahawks to active roster, Oct. 10, 2015...Waived by Seahawks, Oct. 13, 2015...Claimed by Dallas Cowboys via waivers, Oct. 14, 2015...Waived by Cowboys, Nov. 3, 2016...Signed by Cowboys to practice squad, Nov. 5, 2016...Signed by Cowboys as a free agent, May 1, 2017...Signed by New York Giants as a free agent, May 8, 2019...Waived by Giants, Sept. 11, 2019...Signed by Tennessee Titans as a free agent, Oct. 8, 2019...Waived by Titans, Nov. 12, 2019...Signed by Oakland Raiders as a free agent, Dec. 10, 2019...Re-signed by Raiders, March 21, 2020.

CAREER: Veteran running back enters his sixth season in the NFL and second with the Silver and Black in 2020...In 2019, appeared in three contests for the Titans before joining the Raiders' active roster ahead of their Week 15 matchup, playing in three contests for the Silver and Black, primarily on special teams...Appeared in all 16 contests for the first time in his career in 2018 with Dallas, totaling 44 carries for 127 yards and one TD and adding nine receptions for 60 yards...Played in 15 contests while making one start in 2017, finishing with a career-high 55 carries for 232 yards and four TDs...In 2016, appeared in the first seven games of the season before finishing the year on the club's practice squad...Played in 11 games as a rookie in 2015, spending time with the Seattle Seahawks and Cowboys...Career totals include 55 games played with two starts, recording 101 carries for 364 yards with five TDs and adding 30 receptions for 272 yards with one TD.

AT A GLANCE

- Career totals include 55 games played with two starts, recording 101 carries for 364 yards with five TDs and adding 30 receptions for 272 yards with one TD.
- Appeared in three contests for the Titans in 2019 before joining the Raiders' active roster ahead of their Week 15 matchup and playing in three contests for the Silver and Black, primarily on special teams
- Played in 40 games at Ohio State, where he finished with 107 carries for 549 yards (5.1-yard avg.) and eight TDs, primarily as a goal line back.

2019 (with Ten. and Oak.) Appeared in three contests for the Titans before joining the Raiders' active roster ahead of their Week 15 matchup...Played in three contests for the Silver and Black, primarily on special teams...(12/15) vs. Jac.: Appeared exclusively on special teams in his Raiders debut...(12/22) at LAC: Appeared exclusively on special teams and contributed one tackle...(12/29) at Den.: Saw action on special teams and recorded one tackle.

2018 (with Dal.) Appeared in all 16 contests for the first time in his career, totaling 44 carries for 127 yards with one TD and nine receptions for 60 yards...Recorded eight special teams tackles...(9/9) at Car.: Recorded one carry for five yards...Added one tackle on special teams...(9/16) vs. NYG: Saw action on special teams and recorded two tackles...(9/30) vs. Det.: Rushed six times for 22 yards and added one reception...Recorded one special teams tackle...(10/7) at Hou.: Recorded three carries for 10 yards...(10/14) vs. Jac.: Rushed five times for four yards...(11/5) vs. Ten.: Recorded one reception for eight yards...Made one tackle on special teams...(11/11) at Phi.: Totaled two carries for eight yards and one reception for 14 yards...Added two special teams tackles...(11/18) at Atl.: Totaled two receptions for eight yards...(11/22) vs. Was.: Rushed two times for seven yards...(11/29) vs. NO: Recorded three carries for two yards...(12/9) vs. Phi.: Totaled 27 rushing yards on four carries and a season-high 16 receiving yards on two catches...(12/16) at Ind.: Recorded three carries for 14 yards...(12/30) at NYG: Made his first start and recorded a season-high 12 carries for 35 yards and one TD...Recorded his eighth special teams tackle on the season.

2017 (with Dal.) Played in 15 contests while making one start...Finished with a career-high 55 carries for 232 yards and four TDs...Also tallied 19 receptions for 202 yards and an additional score...Added five special teams tackles...(9/17) at Den.: Rushed two times for eight yards...Made one tackle on special teams...(9/25) at Ari.: Saw action on special teams and recorded one tackle...(10/1) vs. LAR: Appeared on special teams and recorded one tackle...(10/8) vs. GB: Recorded one reception for 18 yards...(10/22) at SF: Totaled eight carries for a career-high 61 yards and added one catch for five yards...(11/5) vs. KC: Saw action on special teams and recorded two tackles...(11/12) at Atl.: Recorded three carries for 14 yards and four receptions for 15 yards...(11/19) vs. Phi.: Recorded eight carries for 11 yards...(11/23) vs. LAC: Totaled nine carries for 41 yards and his first career TD...Added two receptions for seven yards...(11/30) vs. Was.: Recorded a career-high 10 carries and rushed for 27 yards with one TD...(12/10) at NYG: Totaled six carries for 47 yards and one TD...Added career highs in receptions (five) and receiving yards (113) while recording his first career receiving TD...(12/17) at Oak.: Recorded seven carries for 13 yards with one TD and added three receptions for 21 yards...(12/24) vs. Sea.: Totaled two carries for 10 yards and three receptions for 23 yards.

2016 (with Dal.) Appeared in the first seven games of the season before finishing the year on the club's practice squad...Finished with one reception for four yards...(9/25) vs. Chi.: Saw action on special teams and recorded one tackle...(10/9) vs. Cin.: Recorded one catch for four yards.

2015 (with Sea. and Dal.) Appeared in 11 contests as a rookie...Made his NFL debut with the Seattle Seahawks after finishing the first four weeks on the club's practice squad...Joined the Dallas Cowboys in Week 7 for the remainder of the season...Finished with two carries for five yards and one reception for six yards...(10/11) vs. Cin.: Made his NFL debut and rushed two times for five yards while also appearing on special teams...(11/26) vs. Car.: Recorded one catch for six yards.

COLLEGE: Played in 40 games at Ohio State, where he finished with 107 carries for 549 yards (5.1-yard avg.) and eight TDs, primarily as a goal line back...Added nine catches for 94 yards and one TD...As a fifth-year senior in 2014, played in seven games and rushed 24 times for 101 yards and a career-high four TDs...In 2013, played in 10 games, rushing 22 times for 117 yards...In 2012, played in all 12 games for the unbeaten Buckeyes...Participated in 75 snaps from scrimmage, registering career-bests in rushing attempts (32), yards (215) and average (6.7), and scored 2 TDs...Also led the team in kickoff returns (13), yards (303) and average (23.3)...As a redshirt freshman in 2011, played in 10 games and had carries in 3 of them, totaling 29 rushes for 116 yards (4.0) and 1 TD...Majored in African-American studies.

PERSONAL: Attended Paul Hardin High School in Fort Wayne, Ind. ...Carried the ball 1,000 times and set the SAC Conference career rushing record with 6,625 yards and 66 TDs...Was also All-Conference in basketball and ran on the state runner-up 4x100 meter relay team.

SMITH

ADDITIONAL STATISTICS: Miscellaneous Tackles – 1 in 2016.

SINGLE-GAME HIGHS: RUSHING: Attempts – 11, 11/18/18 at Ari. Yards – 95, 12/2/18 vs KC. Long – 75t, 9/11/16 at NO. Touchdowns – 1, three times; last: 12/24/18 vs. Den. RECEIVING: Receptions – 9, 9/10/18 vs. LAR. Yards – 67, 12/16/18 at Cin. Long – 39, 9/17/17 vs. NYJ. Touchdowns – 1, three times; last: 11/26/17 vs. Den.

ROD SMITH'S CAREER STATISTICS

Year	Team	GP	GS	RUSHING					RECEIVING					TOTAL OFFENSE
				Att.	Yds.	Avg.	Lg.	TD	Rec.	Yds.	Avg.	Lg.	TD	
2015	Sea./Dal.	11	0	2	5	2.5	3	0	1	6	6.0	6	0	11
2016	Dallas	7	0	0	0	-	-	0	1	4	4.0	4	0	4
2017	Dallas	15	1	55	232	4.2	45	4	19	202	10.6	81t	1	434
2018	Dallas	16	1	44	127	2.9	14	1	9	60	6.7	14	0	187
2019	Ten./Oak.	6	0	0	0	-	-	0	0	0	-	-	0	0
Totals		55	2	101	364	3.6	45	5	30	272	9.1	81t	1	636
POSTSEASON														
2018	Dallas	2	0	1	1	1.0	1	0	0	0	-	-	0	1
Totals		2	0	1	1	1.0	4	0	0	0	-	-	0	1

ROD SMITH GAME-BY-GAME

2019, TENNESSE, OAKLAND

Date	Opp.	W/L	GP/GS	RUSHING					RECEIVING					TOTAL OFFENSE
				Att.	Yds.	Avg.	Lg.	TD	Rec.	Yds.	Avg.	Lg.	TD	
9/8	at Cle.*	W		(NOT ON ROSTER)										
9/15	Ind.*	L		(NOT ON ROSTER)										
9/19	at Jac.*	L		(NOT ON ROSTER)										
9/29	at Atl.*	W		(NOT ON ROSTER)										
10/6	Buf.*	L		(NOT ON ROSTER)										
10/13	at Den.*	L		(INACTIVE)										
10/20	LAC*	W		(INACTIVE)										
10/27	TB*	W	1/0	0	0	-	-	0	0	0	-	-	0	0
11/3	at Car.*	W	1/0	0	0	-	-	0	0	0	-	-	0	0
11/10	KC*	W	1/0	0	0	-	-	0	0	0	-	-	0	0
11/24	at NYJ	L		(NOT ON ROSTER)										
12/1	at KC	L		(NOT ON ROSTER)										
12/8	Ten.	L		(NOT ON ROSTER)										
12/15	Jac.	L	1/0	0	0	-	-	0	0	0	-	-	0	0
12/22	at LAC	W	1/0	0	0	-	-	0	0	0	-	-	0	0
12/29	at Den.	L	1/0	0	0	-	-	0	0	0	-	-	0	0
Totals			6/0	0	0	-	-	0	0	0	-	-	0	0

* with Ten.

2018, DALLAS (10-6)

Date	Opp.	W/L	GP/GS	RUSHING					RECEIVING					TOTAL OFFENSE
				Att.	Yds.	Avg.	Lg.	TD	Rec.	Yds.	Avg.	Lg.	TD	
9/9	at Car.	L	1/0	1	5	5.0	5	0	0	0	-	-	0	5
9/16	NYG	W	1/0	0	0	-	-	0	0	0	-	-	0	0
9/23	at Sea.	L	1/0	0	0	-	-	0	0	0	-	-	0	0
9/30	Det.	W	1/0	6	22	3.7	9	0	1	0	0.0	0	0	22
10/7	at Hou.	L	1/0	3	10	3.3	5	0	0	0	-	-	0	10
10/14	Jac.	W	1/0	5	4	0.8	5	0	0	0	-	-	0	4
10/21	at Was.	L	1/0	0	0	-	-	0	0	0	-	-	0	0
11/5	Ten.	L	1/0	0	0	-	-	0	1	8	8.0	8	0	8
11/11	at Phi.	W	1/0	2	8	4.0	6	0	1	14	14.0	14	0	22
11/18	at Atl.	W	1/0	1	0	0.0	0	0	2	8	4.0	5	0	8
11/22	Was.	W	1/0	2	7	3.5	8	0	0	0	-	-	0	7
11/29	NO	W	1/0	3	2	0.7	2	0	0	0	-	-	0	2
12/9	Phi	W	1/0	4	27	6.8	14	0	2	16	8.0	9	0	43
12/16	at Ind.	L	1/0	3	14	4.7	10	0	0	0	-	-	0	14
12/23	TB	W	1/0	2	-7	-3.5	-1	0	0	0	-	-	0	-7
12/30	at NYG	W	1/1	12	35	2.9	13	1	2	14	7.0	8	0	49
Totals			16/1	44	127	2.9	14	1	9	60	6.7	14	0	187
POSTSEASON														
1/5/19	Sea.	W	1/0	1	1	1.0	1	0	0	0	-	-	0	1
1/12/19	at LAR	L	1/0	0	0	-	-	0	0	0	-	-	0	0
Totals			2/0	1	1	1.0	1	0	0	0	-	-	0	1

ROD SMITH GAME-BY-GAME
2017, DALLAS (9-7)

Date	Opp.	W/L	GP/GS	RUSHING					RECEIVING					TOTAL OFFENSE
				Att.	Yds.	Avg.	Lg.	TD	Rec.	Yds.	Avg.	Lg.	TD	
9/10	NYG	W	1/0	0	0	-	-	0	0	0	-	-	0	0
9/17	at Den.	L	1/0	2	8	4.0	8	0	0	0	-	-	0	8
9/25	at Ari.	W	1/0	0	0	-	-	0	0	0	-	-	0	0
10/1	LAR	L	1/0	0	0	-	-	0	0	0	-	-	0	0
10/8	GB	L	1/0	0	0	-	-	0	1	18	18.0	18	0	18
10/22	at SF	W	1/0	8	61	7.6	45	0	1	5	5.0	5	0	66
10/29	at Was.	W	1/0	0	0	-	-	0	0	0	-	-	0	0
11/5	KC	W	1/0	0	0	-	-	0	0	0	-	-	0	0
11/12	at Atl.	L	1/0	3	14	4.7	8	0	4	15	3.8	8	0	29
11/19	Phi.	L	1/1	8	11	1.4	5	0	0	0	-	-	0	11
11/23	LAC	L	1/0	9	41	4.6	9	1	2	7	3.5	4	0	48
11/30	Was.	W	1/0	10	27	2.7	10	1	0	0	-	-	0	27
12/10	at NYG	W	1/0	6	47	7.8	15	1	5	113	22.6	81t	1	160
12/17	at Oak.	W	1/0	7	13	1.9	6	1	3	21	7.0	10	0	34
12/24	Sea.	L	1/0	2	10	5.0	5	0	3	23	7.7	10	0	33
12/31	at Phi.	W		(INACTIVE)										
Totals			15/1	55	232	4.2	45	4	19	202	10.6	81t	1	434

2016, DALLAS (13-3)

Date	Opp.	W/L	GP/GS	RUSHING					RECEIVING					TOTAL OFFENSE
				Att.	Yds.	Avg.	Lg.	TD	Rec.	Yds.	Avg.	Lg.	TD	
9/11	NYG	L	1/0	0	0	-	-	0	0	0	-	-	0	0
9/18	at Was.	W	1/0	0	0	-	-	0	0	0	-	-	0	0
9/25	Chi.	W	1/0	0	0	-	-	0	0	0	-	-	0	0
10/2	at SF	W	1/0	0	0	-	-	0	0	0	-	-	0	0
10/9	Cin.	W	1/0	0	0	-	-	0	1	4	4.0	4	0	4
10/16	at GB	W	1/0	0	0	-	-	0	0	0	-	-	0	0
10/30	Phi.	W	1/0	0	0	-	-	0	0	0	-	-	0	0
11/6	at Cle.	W		(PRACTICE SQUAD)										
11/13	at Pit.	W		(PRACTICE SQUAD)										
11/20	Bal.	W		(PRACTICE SQUAD)										
11/24	Was.	W		(PRACTICE SQUAD)										
12/1	at Min.	W		(PRACTICE SQUAD)										
12/11	at NYG	L		(PRACTICE SQUAD)										
12/18	TB	W		(PRACTICE SQUAD)										
12/26	Det.	W		(PRACTICE SQUAD)										
1/1/17	at Phi.	L		(PRACTICE SQUAD)										
Totals			7/0	0	0	-	-	0	1	4	4.0	4	0	4

2015, SEATTLE/DALLAS

Date	Opp.	W/L	GP/GS	RUSHING					RECEIVING					TOTAL OFFENSE
				Att.	Yds.	Avg.	Lg.	TD	Rec.	Yds.	Avg.	Lg.	TD	
9/13	at StL.*	L		(PRACTICE SQUAD)										
9/20	at GB*	L		(PRACTICE SQUAD)										
9/27	Chi.*	W		(PRACTICE SQUAD)										
10/5	Det.*	W		(PRACTICE SQUAD)										
10/11	Cin.*	L	1/0	2	5	2.5	3	0	0	0	-	-	0	5
10/25	at NYG	L		(INACTIVE)										
11/1	Sea.	L	1/0	0	0	-	-	0	0	0	-	-	0	0
11/8	Phi.	L	1/0	0	0	-	-	0	0	0	-	-	0	0
11/15	at TB	L	1/0	0	0	-	-	0	0	0	-	-	0	0
11/22	at Mia.	W	1/0	0	0	-	-	0	0	0	-	-	0	0
11/26	Car.	L	1/0	0	0	-	-	0	1	6	6.0	6	0	6
12/7	at Was.	W	1/0	0	0	-	-	0	0	0	-	-	0	0
12/13	at GB	L	1/0	0	0	-	-	0	0	0	-	-	0	0
12/19	NYJ	L	1/0	0	0	-	-	0	0	0	-	-	0	0
12/27	at Buf.	L	1/0	0	0	-	-	0	0	0	-	-	0	0
1/3/16	Was.	L	1/0	0	0	-	-	0	0	0	-	-	0	0
Totals			11/0	2	5	2.5	3	0	1	6	6.0	6	0	11

*w/Sea.

JEREMIAH VALOAGA



Position: **Defensive End**
 HT/WT: **6-6/275**
 Acquired: **W-'19 (SF)**
 Hometown: **Oxnard, Calif.**
 College: **UNLV**

Born: **11/15/94**
 NFL Season: **2**
 Raiders Season: **1**

TRANSACTIONS: Signed by Detroit Lions as an undrafted free agent, May 12, 2017...Waived by Lions, Nov. 25, 2017...Signed by Lions to practice squad, Nov. 29, 2017...Signed by Lions as a reserve/future free agent, Jan. 1, 2018...Waived by Lions, Aug. 31, 2018...Signed by Miami Dolphins to practice squad, Sept. 26, 2018...Signed by Dolphins as a reserve/future free agent, Jan. 1, 2019...Waived by Dolphins, May, 1, 2019...Signed by San Francisco 49ers as a free agent, Aug. 8, 2019...Waived by 49ers, Aug. 31, 2019...Signed by 49ers to practice squad, Sept. 1, 2019...Signed by 49ers to active roster, Nov. 27, 2019...Waived by 49ers, Dec. 23, 2019...Claimed by Oakland Raiders via waivers, Dec. 24, 2019.

CAREER: Enters his fourth NFL season...Has spent time with the Detroit Lions (2017), Miami Dolphins (2018) and San Francisco 49ers (2019) prior to joining the Silver and Black...In 2019, appeared in three contests with the 49ers, recording two tackles and one pass defended...Spent the 2018 campaign on the Dolphins' practice squad...Appeared in nine games as a rookie with the Lions in 2017, compiling five tackles and one sack...Career totals include 13 games played with seven tackles, one sack and one pass defended.

2019 (with SF and Oak.): Spent the first 12 weeks of the regular season on the San Francisco 49ers' practice squad and was elevated to the team's active roster for four contests...Tallied two tackles and one pass defended with the 49ers...Was claimed via waivers by the Raiders on Dec. 24 and was inactive for the team's final contest...**(12/8) at NO:** Made his 49ers debut and recorded one tackle...**(12/15) vs. Atl.:** Posted one tackle.

2018 (with Mia.): Spent the 2018 campaign on the Miami Dolphins' practice squad.

2017 (with Det.): Appeared in nine games as a rookie, compiling five tackles and one sack...Spent the final five weeks of the season on the Lions' practice squad...**(9/18) at NYG:** Made his NFL debut and recorded one tackle...**(9/24) vs. Atl.:** Collected his first career sack...**(10/8) vs. Car.:** Posted one tackle...**(11/19) at Chi.:** Notched one tackle in a reserve role on the defensive line.

COLLEGE: Played four seasons at UNLV, totaling 87 tackles, 8.5 sacks, seven passes defended and one forced fumble...In 10 games as a senior in 2016, recorded 24 tackles (14 solo) including 5.5 tackles for loss...Played in six games as a junior and totaled 16 tackles, two passes defended and one forced fumble...Redshirted in 2014...Made 11 appearances in 2013 and totaled 27 tackles, including 5.5 for loss and one sack...Played in 12 games as a true freshman in 2012, accumulating 21 tackles, including 1.5 for loss and 1.5 sacks...Majored in criminal justice.

PERSONAL: Attended Channel Island High School in Oxnard, Calif. ...Recognized as an All-Pacific View League and All-Ventura County selection as a senior...Won Pacific View League Defensive Lineman of the Year honors in 2011...Also played basketball and volleyball in high school...Pronounced VAL-oh-AH-ga.

SINGLE-GAME HIGHS: TACKLES: Total – 1, seven times; last: 12/15/19 vs. Atl. Solo – 1, six times; last: 12/15/19 vs. Atl. Sacks – 1, 9/24/17 vs. Atl. Passes Defended – 1, 12/21/19 vs. LAR.

AT A GLANCE

- Defensive end who has appeared in 13 contests since entering the league in 2017, compiling seven tackles, including two for loss, one sack and one pass defended.
- Played four games with San Francisco in 2019 before being claimed via waivers by the Raiders.
- Appeared in a career-high nine games as rookie with the Lions in 2017, recording five tackles and one sack.
- Played four seasons at UNLV (2012-15), totaling 87 tackles, 8.5 sacks, seven passes defended and one forced fumble.

JEREMIAH VALOAGA'S CAREER STATISTICS

Year	Team	GP	GS	TACKLES					INTERCEPTIONS					FUMBLES			
				Total	Solo	Asst.	Sacks	Yds.	No.	Yds.	Lg.	TD	PD	FF	FR	Yds.	
2017	Detroit	9	0	5	4	1	1.0	6.0	0	0	-	0	0	0	0	0	0
2018	Miami																
2019	SF/Oak.	4	0	2	2	0	0.0	0.0	0	0	-	0	1	0	0	0	0
Totals		13	0	7	6	1	1.0	6.0	0	0	-	0	1	0	0	0	0

JEREMIAH VALOAGA GAME-BY-GAME
2019, SAN FRANCISCO/OAKLAND

Date	Opp.	W/L	GP/GS	TACKLES					INTERCEPTIONS					FUMBLES				
				Total	Solo	Asst.	Sacks	Yds.	No.	Yds.	Lg.	TD	PD	FF	FR	Yds.		
9/8	at TB*	W																
9/15	at Cin.*	W																
9/22	Pit.*	W																
10/7	Cle.*	W																
10/13	at LAR*	W																
10/20	at Was.*	W																
10/27	Car.*	W																
10/31	at Ari.*	W																
11/11	Sea.*	L																
11/17	Ari.*	W																
11/24	GB*	W																
12/1	at Bal.*	L	1/0	0	0	0	0.0	0.0	0	0	-	0	0	0	0	0	0	0
12/8	at NO*	W	1/0	1	1	0	0.0	0.0	0	0	-	0	0	0	0	0	0	0
12/15	Atl.*	L	1/0	1	1	0	0.0	0.0	0	0	-	0	0	0	0	0	0	0
12/21	LAR*	W	1/0	0	0	0	0.0	0.0	0	0	-	0	1	0	0	0	0	0
12/30	at Den.	L																
Totals			4/0	2	2	0	0.0	0.0	0	0	-	0	1	0	0	0	0	0

*w/SF

2017, DETROIT (9-7)

Date	Opp.	W/L	GP/GS	TACKLES					INTERCEPTIONS					FUMBLES				
				Total	Solo	Asst.	Sacks	Yds.	No.	Yds.	Lg.	TD	PD	FF	FR	Yds.		
9/10	Ari.	W	1/0	0	0	0	0.0	0.0	0	0	-	0	0	0	0	0	0	0
9/18	at NYG	W	1/0	1	0	1	0.0	0.0	0	0	-	0	0	0	0	0	0	0
9/24	Atl.	L	1/0	1	1	0	1.0	6.0	0	0	-	0	0	0	0	0	0	0
10/1	at Min.	W	1/0	0	0	0	0.0	0.0	0	0	-	0	0	0	0	0	0	0
10/8	Car.	L	1/0	1	1	0	0.0	0.0	0	0	-	0	0	0	0	0	0	0
10/15	at NO	L	1/0	0	0	0	0.0	0.0	0	0	-	0	0	0	0	0	0	0
10/29	Pit.	L	1/0	1	1	0	0.0	0.0	0	0	-	0	0	0	0	0	0	0
11/6	at GB	W																
11/12	Cle.	W	1/0	0	0	0	0.0	0.0	0	0	-	0	0	0	0	0	0	0
11/19	at Chi.	W	1/0	1	1	0	0.0	0.0	0	0	-	0	0	0	0	0	0	0
11/23	Min.	L																
12/3	at Bal.	L																
12/10	at TB	W																
12/16	Chi.	W																
12/24	at Cin.	L																
12/31	GB	W																
Totals			9/0	5	4	1	1.0	6.0	0	0	-	0	0	0	0	0	0	0

83 DARREN WALLER

Position: **Tight End**
HT/WT: **6-6/255**
Acquired: **FA-'18**
Hometown: **Acworth, Ga.**
College: **Georgia Tech**

Born: **09/13/92**
NFL Season: **4**
Raiders Season: **3**



TRANSACTIONS: Selected by Baltimore Ravens in the sixth round (204th overall) of the 2015 NFL Draft...Waived by Ravens, Sept. 1, 2018...Signed by Ravens to practice squad, Sept. 2, 2018...Signed by Oakland Raiders to active roster, November 27, 2018.

CAREER: A fourth-year tight end who signed to the Raiders' active roster during Week 13 of the 2018 season...Has appeared in 36 games with 20 starts over his career with the Baltimore Ravens and Raiders, totaling 108 receptions for 1,323 yards and five receiving TDs...Had one of the finest campaigns by a tight end in franchise history in his first full season with the team in 2019, setting career highs in every major offensive category, recording 90 receptions for 1,145 receiving yards and three TDs...Named a Pro Bowl alternate and broke the club record, while leading the all NFL tight ends, for most 100-yard receiving games (five) by a tight in a single season...Appeared in four games for the Raiders in 2018, recording six receptions for 75 yards...In 2016, appeared in 12 games with three starts, logging 10 receptions, 85 receiving yards and two TDs...Played in six games with one start as a rookie in 2015.

2019: Started all 16 contests for the first time as he posted one of the greatest campaigns by a tight end in Raiders lore...Named a Pro Bowl alternate after setting career highs with 90 receptions for 1,145 yards with three TDs...Finished the season ranked first among tight ends in the NFL in yards after the catch (570), second in receiving yards (1,145) and second in receptions (90)...Became just the second tight end in franchise history with 1,000 receiving yards in a single season...Became only the fifth player in franchise history to record at least 90 receptions in a single season...Broke the club record, while leading all NFL tight ends for the most 100-yard receiving games (five) by a tight end in a single season...**(9/9) vs. Den.:** Posted seven receptions and 70 receiving yards...His seven receptions tied for a game high...**(9/15) vs. KC:** Led the team with six receptions for 63 yards (10.5 avg.)...Became just the third Raiders tight end since 1986 to record at least 50 receiving yards in each of his first two weeks of the season (TE Todd Christensen - 1986, TE Brandon Myers - 2012)...Recorded five-plus receptions in back-to-back contests for the first time in his career...Three of his six receptions went for a first down in the contest...**(9/22) at Min.:**

AT A GLANCE

- A fourth-year tight end who enters his second full season with the Silver and Black after signing to the active roster from the Baltimore Ravens practice squad during Week 13 of the 2018 season.
- Career totals include 38 games with 20 starts, 108 receptions for 1,323 yards and five receiving TDs.
- In 2019, was selected as a Pro Bowl alternate after becoming just the second tight end in franchise history to record 90 receptions and 1,000 receiving yards in the same season.
- Set the franchise record in 2019 for most 100-yard receiving games (five) by a tight end in a single season, while also leading all tight ends in the NFL.
- Finished 2019 ranked second in the NFL among tight ends in both receptions (90) and receiving yards (1,145).
- Played four years (2011-14) at Georgia Tech, appearing in 50 games with 22 starts and recording 51 receptions for 971 yards and nine TDs.



Recorded a career-high 13 receptions and 134 yards, tying for the second-most receptions in a single game in team history (RB Darren McFadden - 2012, WR Tim Brown - 2002)...His 134 receiving yards tied for ninth-most by a tight end in a single game in franchise history (Christensen - 1985, TE Mike Dyal - 1989)...**(9/29) at Ind.:** Posted seven receptions for 53 yards...Became the fifth tight end in NFL history with 30-plus catches through the first four games of a season, joining TEs Antonio Gates (33 - 2007), Jimmy Graham (32 - 2014), Zach Ertz (31 - 2018), and Jordan Cameron (30 - 2013)...Tied Gates (33 in 2007) for the most receptions by a tight end in his team's first four games of a season in NFL history...His 320 receiving yards ranked third franchise history through the first four weeks of the season...Led the Raiders in receptions for the fourth consecutive week with seven receptions for 53 yards...**(10/6) vs. Chi.:** Logged four receptions for 39 yards (9.8 avg.) in the win...**(10/20) at GB:** Led all Raiders through the first half of play with 64 yards on two catches (32.0 avg.)...Recorded his first TD as a Raider on a 7-yard pass from QB Derek Carr...Found the end zone once again, scoring on a 17-yard reception, marking the first time he has recorded multiple TDs in a game...Finished with 126 yards on eight receptions, surpassing 100 receiving yards for the second time in his career...Surpassed Brown for the most receptions (44) by a player in franchise history through the first six games of the season...

(10/27) at Hou.: Recorded his third TD of the season on an 8-yard pass from Carr...Finished two receptions for 11 yards and a TD...**(11/3) vs. Det.:** Caught two passes for 52 yards with a long of 31 yards...**(11/7) vs. LAC:** Finished with three receptions for 40 yards...**(11/17) vs. Cin.:** Finished with 78 yards on five receptions (15.6 avg.), including a 32-yard long...**(11/24) at NYJ:** Finished the contest with 41 yards on three receptions (13.7 avg.)...**(12/1) at KC:** Led all receivers with seven receptions for 100 yards (14.3 avg.), marking his third 100-yard receiving yard performance...**(12/8) vs. Ten.:** Led the team with six receptions for 73 yards (12.2 avg.)...Became just the third tight end in franchise history with at least 70 receptions (72) in a single season, joining Christensen (1983-86) and Myers (2012)...**(12/15) vs. Jac.:** Finished with eight receptions for 122 yards (15.3 avg.)...Became just the second tight end in franchise history with 1,000 receiving yards in a single season, joining Christensen...Also tied a club record for most 100-yard receiving games in a single season amongst tight ends (four)...Registered his third contest in a row with six-plus catches and 70-plus receiving yards...**(12/22) at LAC:** Finished with four receptions for 37 yards (9.2 avg.)...Surpassed Christensen for the third-most receptions (84) and third-most receiving yards (1,038) in franchise history by a tight end in single season...**(12/29) at Den.:** Ended the day with six receptions for 107 yards (17.8 avg.), including a career-long 75-yard catch which marked the Raiders longest play from scrimmage throughout the season...His fifth 100-plus receiving yard game broke a club record for most such games in a single season among tight ends...Became only the fifth player in franchise history to record at least 90 receptions in a single season...Finished the season ranked first among tight ends in the NFL in yards after the catch (570), second in receiving yards (1,145) and second in receptions (90).

2018 (with Bal. and Oak.): Played in four games after signing with Oakland on Nov. 27...Recorded six receptions for 75 yards with one carry for 21 yards...**(12/9) vs. Pit.:** Made his Raiders debut, appearing in a limited role on offense and special teams...**(12/16) at Cin.:** Recorded a career-long rush (21 yards) and then-career long reception (44 yards) in just his second game with the Silver and Black...His 44-yard reception in the second quarter set up a 1-yard TD to TE Lee Smith on the next play...**(12/24) vs. Den.:** Recorded two receptions for eight yards in the win...**(12/30) at KC:** Caught three passes for 23 yards in the contest.

2017 (with Bal.): Placed on the Reserve/Suspended List.

2016 (with Bal.): Played in 12 games with three starts...Posted 10 receptions for 85 receiving yards and two TDs...Finished second on the team with six special teams tackles...**(11/6) vs. Pit.:** Recorded two catches for 17 yards...**(11/10) vs. Cle.:** Recorded his first career TD reception...Finished with two catches for 14 yards...**(12/12) at NE:** Recorded a 3-yard TD catch.

2015 (with Bal.): Played in six games with one start...Finished with two receptions for 18 yards...Notched three special teams tackles...Placed on the Reserve/Injured List on Oct. 28...**(9/13) at Den.:** Made his NFL debut...Saw action on special teams...**(10/1) at Pit.:** Recorded his first career reception for 17 yards...**(10/11) vs. Cle.:** Earned his first career NFL start.

COLLEGE: Played four years (2011-14) at Georgia Tech, appearing in 50 games with 22 starts...Finished his collegiate career with 51 receptions for 971 yards and nine TDs...Recorded a career-high 26 receptions for 442 yards and six TDs his senior year...Totalled 17 receptions for 367 yards with three TDs as a junior in 2013...Finished second on the team in receptions, receiving yards and TDs both his junior and senior seasons...Majored in management.

PERSONAL: Attended North Cobb High School in Kennesaw, Ga. ...Named first-team All-County, first-team All-Region and second-team All-State as a senior...Played wide receiver and defensive back during his three-year varsity career and served as team captain for two seasons...Also a standout on the basketball team...In February 2019, made the decision to start his own foundation called 'The Darren Waller Foundation'...The focus of the foundation is to provide a safe, accepting and encouraging environment for students to help avoid and overcome substance abuse and misuse, while also supporting youth and their families during their recover and treatment journey.

ADDITIONAL STATISTICS: Special teams tackles - 3 in 2016, 6 in 2017, 1 in 2018; NFL totals: 10.

SINGLE-GAME HIGHS: RECEIVING: Receptions – 13, 9/22/19 at Min. Yards – 134, 9/22/19 at Min. Long – 75, 12/29/19 at Den. Touchdowns – 2, 10/20/19 at GB. RUSHING: Attempts – 1, three times, last: 11/17/19 vs. Cin. Yards – 21, 12/16/18 at Cin. Long – 21, 12/16/18 at Cin.

DARREN WALLER'S CAREER STATISTICS

Year	Team	GP	GS	RECEIVING					RUSHING				TOTAL OFFENSE	
				Rec.	Yds.	Avg.	Lg.	TD	Att.	Yds.	Avg.	Lg.		TD
2015	Baltimore	6	1	2	18	9.0	17	0	0	0	-	0	18	
2016	Baltimore	12	3	10	85	8.5	15	2	0	0	-	0	85	
2017	Baltimore	(RESERVE/SUSPENDED LIST)												
2018	Bal./Oak.	4	0	6	75	12.5	44	0	1	21	21.0	21	0	96
2019	Oakland	16	16	90	1,145	12.7	75	3	2	5	2.5	7	0	1,150
Totals		38	20	108	1,323	12.3	75	5	3	26	8.7	21	0	1,349

DARREN WALLER GAME-BY-GAME

2019, OAKLAND (7-9)

Date	Opp.	W/L	GP/GS	RECEIVING				TD
				Rec.	Yds.	Avg.	Lg.	
9/9	Den.	W	1/1	7	70	10.0	25	0
9/15	KC	L	1/1	6	63	10.5	16	0
9/22	at Min.	L	1/1	13	134	10.3	30	0
9/29	at Ind.	W	1/1	7	53	7.6	17	0
10/6	Chi.	W	1/1	4	39	9.8	13	0
10/20	at GB	L	1/1	7	126	18.0	48	2
10/27	at Hou.	L	1/1	2	11	5.5	8t	1
11/3	Det.	W	1/1	2	52	26	31	0
11/7	LAC	W	1/1	3	40	13.3	27	0
11/17	Cin.	W	1/1	5	78	15.6	32	0
11/24	at NYJ	L	1/1	3	41	13.7	19	0
12/1	at KC	L	1/1	7	100	14.3	24	0
12/8	Ten.	L	1/1	6	72	12.2	25	0
12/15	Jac.	L	1/1	8	122	15.3	36	0
12/22	at LAC	W	1/1	4	37	9.3	20	0
12/29	at Den.	L	1/1	6	107	17.8	75	0
Totals			16/16	90	1,145	12.7	75	3

2018, BALTIMORE/OAKLAND

Date	Opp.	W/L	GP/GS	RECEIVING				TD
				Rec.	Yds.	Avg.	Lg.	
9/9	Buf.*	W	(PRACTICE SQUAD)					
9/13	at Cin.*	L	(PRACTICE SQUAD)					
9/23	Den.*	W	(PRACTICE SQUAD)					
9/30	at Pit.*	W	(PRACTICE SQUAD)					
10/7	at Cle.*	L	(PRACTICE SQUAD)					
10/14	at Ten.*	W	(PRACTICE SQUAD)					
10/28	NO*	L	(PRACTICE SQUAD)					
11/4	at Car.*	L	(PRACTICE SQUAD)					
11/18	Pit.*	L	(PRACTICE SQUAD)					
11/25	Cin.*	W	(PRACTICE SQUAD)					
12/2	KC	L	(PRACTICE SQUAD)					
12/9	Pit.	W	1/0	0	0	-	-	0
12/16	at Cin.	L	1/0	1	44	44.0	44	0
12/24	Den.	W	1/0	2	8	4.0	6	0
12/30	at KC	L	1/0	3	23	7.7	11	0
Totals			4/0	6	75	12.5	44	0

*w/ Bal.

2016, BALTIMORE (8-8)

Date	Opp.	W/L	GP/GS	RECEIVING				TD
				Rec.	Yds.	Avg.	Lg.	
9/11	Buf.	W	(RESERVE/SUSPENDED LIST)					
9/18	at Cle.	W	(RESERVE/SUSPENDED LIST)					
9/25	at Jac.	W	(RESERVE/SUSPENDED LIST)					
10/2	Oak.	L	(RESERVE/SUSPENDED LIST)					
10/9	Was.	L	1/0	0	0	-	-	0
10/16	at NYG	L	1/0	0	0	-	-	0
10/23	at NYJ	L	1/0	0	0	-	-	0
11/6	Pit.	W	1/1	2	17	8.5	9	0
11/10	Cle.	W	1/0	2	14	7.0	10	1
11/20	at Dal.	L	1/1	0	0	-	-	0
11/27	Cin.	W	1/0	2	14	7.0	8	0
12/4	Mia.	W	1/0	1	15	15.0	15	0
12/12	at NE	L	1/0	1	3	3.0	3t	1
12/18	Phi.	W	1/0	1	11	11.0	11	0
12/25	at Pit.	L	1/0	1	11	11.0	11	0
1/1/17	at Cin.	L	1/1	0	0	-	-	0
Totals			12/3	10	85	8.5	15	2

2015, BALTIMORE (5-11)

Date	Opp.	W/L	GP/GS	RECEIVING				TD
				Rec.	Yds.	Avg.	Lg.	
9/13	at Den.	L	1/0	0	0	-	-	0
9/20	at Oak.	L	1/0	0	0	-	-	0
9/27	Cin.	L	1/0	0	0	-	-	0
10/1	at Pit.	W	1/0	1	17	17.0	17	0
10/11	Cle.	L	1/1	1	1	1.0	1	0
10/18	at SF	L	(INACTIVE - CONCUSSION)					
10/26	at Ari.	L	1/0	0	0	-	-	0
11/1	SD	W	(RESERVE/INJURED LIST - HAMSTRING)					
11/15	Jac.	L	(RESERVE/INJURED LIST - HAMSTRING)					
11/22	StL.	W	(RESERVE/INJURED LIST - HAMSTRING)					
11/30	at Cle.	W	(RESERVE/INJURED LIST - HAMSTRING)					
12/6	at Mia.	L	(RESERVE/INJURED LIST - HAMSTRING)					
12/13	Sea.	L	(RESERVE/INJURED LIST - HAMSTRING)					
12/20	KC	L	(RESERVE/INJURED LIST - HAMSTRING)					
12/27	Pit.	W	(RESERVE/INJURED LIST - HAMSTRING)					
1/3/16	at Cin.	L	(RESERVE/INJURED LIST - HAMSTRING)					
Totals			6/1	2	18	9.0	17	0

58 KYLE WILBER

Position: **Linebacker**
HT/WT: **6-4/240**
Acquired: **UFA-'18 (Dal.)**
Hometown: **Apopka, Fla.**
College: **Wake Forest**

Born: **04/26/89**
NFL Season: **9**
Raiders Season: **3**



TRANSACTIONS: Selected by Dallas Cowboys in the fourth round (113th overall) of the 2012 NFL Draft, April 28, 2012... Re-signed by Cowboys as a free agent, March 11, 2016... Signed by Oakland Raiders as an unrestricted free agent, March 17, 2018... Waived by Raiders, Aug. 31, 2019... Signed by Raiders as a free agent, Sept. 2, 2019... Re-signed by Raiders as an unrestricted free agent, March 25, 2020.

CAREER: Versatile linebacker enters his third season with the Raiders after signing with the team in the 2018 offseason... Spent his first six seasons with the Dallas Cowboys after he was drafted by the team in 2012... Has played linebacker and defensive end over his career, and has served as a key special teams performer... Career totals include 117 games played with 17 starts, 101 tackles (67 solo), 3.5 sacks, three forced fumbles, five fumble recoveries and four passes defended... Has also added 32 special teams tackles... Has played in 16 games in four of his eight years... Appeared in 28 contests in his first two seasons with the Raiders... Played in all 16 games for Dallas in 2017, primarily on special teams... Tied for the team lead with nine special teams stops in 2015... Posted a career-high 43 tackles (30), a career-high two sacks, one forced fumble and two fumble recoveries in 2013.

AT A GLANCE

- Enters his third season with the Raiders after appearing in 28 contests with the Silver and Black from 2018-19 as a special teams standout and contributor on defense.
- Spent his first six seasons (2012-17) with the Dallas Cowboys.
- Career totals include 117 games played with 17 starts, 101 tackles (67 solo), 3.5 sacks, three forced fumbles, five fumble recoveries and four passes defended.
- Posted a career-high 43 tackles (30), a career-high two sacks, one forced fumble and two fumble recoveries in 2013.
- His 13.5 sacks over four seasons at Wake Forest rank sixth on the school's all-time list.

2019: Played in 14 games with one start, appearing primarily on special teams and finished with four special teams stops... **(9/9) vs. Den.:** Appeared exclusively on special teams in the season opener... **(9/15) vs. KC:** Appeared exclusively on special teams and contributed one tackle... **(9/22) at Min.:** Saw action as a rotational player on defense and recorded two tackles... **(9/29) at Ind.:** Saw action on both defense and special teams... **(10/6) vs. Chi.:** Appeared exclusively on special teams... **(10/20) at GB:** Appeared in a reserve role on both defense and special teams... **(10/27) at Hou.:** Appeared primarily on special teams... **(11/3) vs. Det.:** Saw action on both defense and special teams... **(11/7) vs. LAC:** Tied a career high with two passes defended... Also contributed one tackle on special teams... **(11/17) vs. Cin.:** Appeared exclusively on special teams and contributed one tackle... **(11/24) at NYJ:** Saw action exclusively on special teams... **(12/1) at KC:** Appeared exclusively on special teams... **(12/22) at LAC:** Appeared in a reserve role at linebacker and notched one tackle... **(12/29) at Den.:** Made his first start at linebacker on the season and contributed one tackle on special teams.

2018: Served as a special teams standout in his first season with the Silver and Black... Played in 14 games and recorded eight special teams tackles... **(9/10) vs. LAR:** Saw extensive action exclusively on special teams in the season opener and his Raiders debut... **(9/16) at Den.:** Saw extensive action on special teams... **(9/23) at Mia.:** Appeared exclusively on special teams... **(9/30) vs. Cle.:** Recorded one special teams tackle... **(10/7) at LAC:** Appeared exclusively on special teams... **(10/14) vs. Sea.:** Registered one special teams tackle... **(10/28) vs. Ind.:** Recorded six tackles (five solo) on defense... Also appeared on special teams and registered one tackle with the unit... **(11/1) at SF:** Recorded one special teams tackle... **(11/11) vs. LAC:** Saw action exclusively on special teams and notched one tackle with the unit... **(11/18) at Ari.:** Registered one special teams tackle... **(11/25) at Bal.:** Registered one tackle on the special teams unit for the sixth consecutive week... **(12/2) vs. KC:** Recorded one tackle on defense and also contributed on special teams... **(12/24) vs. Den.:** Notched one tackle on defense and also appeared on special teams... **(12/30) at KC:** Saw action on both defense and special teams.

2017 (with Dal.): Played in all 16 games, appearing primarily on special teams... Totaled four tackles on defense and six on special teams... **(9/10) vs. NYG:** Appeared on special teams... **(9/17) at Den.:** Tallied two tackles on defense and two on special teams... **(9/25) at Ari.:** Saw action on defense and special teams... **(10/1) vs. LAR:** Made one special teams stop... **(10/8) vs. GB:** Notched one tackle on defense... **(10/22) at SF:** Posted one tackle on defense and added two special teams stops... **(10/29) at Was.:** Appeared primarily on special teams... **(11/23) vs. LAC:** Tallied one special teams stop... **(11/30) vs. Was.:** Tallied three special teams tackles and forced a fumble that was recovered by LS L.P. Ladouceur... **(12/24) vs. Sea.:** Appeared on special teams.



WILBER

2016 (with Dal.): Saw action in 15 games with one start, playing both linebacker and defensive end...Totaled three tackles on defense, one forced fumble and two fumble recoveries...Added five special teams stops...**(9/11) vs. NYG:** Saw time at defensive end and posted one tackle in the victory...**(10/9) vs. Cin.:** Started at linebacker and left the game with a neck injury...**(12/1) at Min.:** Tallied two special team tackles... Also forced and recovered a fumble inside the Vikings' 10-yard line that led to a Cowboys TD...**(12/26) vs. Det.:** Tallied one special teams stop and added one fumble recovery on defense...**(1/1/17) at Phi.:** Saw extended action on defense and posted one tackle.

2015 (with Dal.): Played in all 16 games for the third straight season...Started six games at linebacker, totaling 17 tackles (12 solo) on defense...Tied for the team lead with nine special teams stops on the year...**(9/13) vs. NYG:** Tallied two tackles and two special teams tackles...**(9/20) at Phi.:** Posted two special teams tackles and scooped up a blocked punt and raced 26 yards for his first career TD...**(11/8) vs. Phi.:** Appeared in his 50th career NFL contest and tallied two tackles on defense...**(11/15) at TB:** Started at linebacker and posted two tackles...**(11/26) vs. Car.:** Notched six tackles in the Thanksgiving Day game...**(12/19) vs. NYJ:** Tallied two tackles.

2014 (with Dal.): Played in all 16 games and made three starts on the year...Totaled 21 tackles (12 solo), 1.5 sacks, one fumble recovery and one pass defended...Added six stops on special teams...**(9/14) at Ten.:** Posted one tackle and a half-sack in the victory...**(9/21) at StL.:** Started at linebacker and finished with a career-high nine tackles in the victory...**(12/14) at Phi.:** Recorded a fumble recovery in the fourth quarter that led to a FG...**(12/21) vs. Ind.:** Started and tallied two tackles and one sack in the NFC East-clinching victory...**(12/28) at Was.:** Started and posted two tackles in the victory...**Postseason: (1/4/15) vs. Det.:** Tallied two tackles and one INT on defense...Picked off QB Matthew Stafford on the first play of the second half...Added one special teams stop.

2013 (with Dal.): Appeared in all 16 games for the first time in his career and made six starts...Saw time at both defensive end and linebacker...Posted a career-high 43 tackles (30 solo), a career-high two sacks, one forced fumble and two fumble recoveries...Added three stops on special teams...**(9/22) vs. StL.:** Tallied his first career sack in the victory...**(10/13) at Was.:** Saw extended playing time on defense and posted one tackle and one sack... Also added a forced fumble and fumble recovery on the play, the firsts of his career...**(10/20) at Phi.:** Made his first career start and posted one tackle...**(10/27) at Det.:** Finished with four tackles...**(11/24) at NYG:** Moved to linebacker and tallied a season-high seven tackles...**(11/28) vs. Oak.:** Tallied six tackles and one fumble recovery, leading to a Cowboys TD...Added one special teams tackle.

2012 (with Dal.): Played in 10 games during his rookie season...Was limited by a thumb injury suffered in the preseason...Tallied two tackles on defense and six on special teams...**(9/23) vs. TB:** Made his NFL debut in the victory...**(10/1) vs. Chi.:** Recorded his first career tackle...**(11/4) at Atl.:** Appeared on special teams and recorded his first career special teams stop.

COLLEGE: Appeared in 43 games over four seasons at Wake Forest...Totaled 195 tackles, 13.5 sacks, six forced fumbles, one fumble recovery and six passes defended...His 195 tackles ranked 13th all-time in school history and his 13.5 sacks rank sixth... Also blocked four kicks...Started all 13 games at linebacker as a senior...Finished second on the team with a career-high 70 tackles...Tied for the team lead with 3.5 sacks and added three forced fumbles, one fumble recovery and one pass defended... Earned third-team All-ACC honors from The NFL Draft Report as a senior...Started all 12 games at linebacker as a junior...Led the team with six sacks and posted 65 tackles, four passes defended and two blocked kicks...Played in five games as a sophomore, finishing with 18 tackles and one sack...Appeared in 13 games as a freshman and recorded 42 tackles, three sacks and one fumble recovery...Majored in sociology and communications.

PERSONAL: Attended Apopka (Fla.) High School...Earned first-team All-Central Florida, All-Orange County and All-Metro conference selections and was chosen to play in the Central Florida All-Star game following his senior year...Was also a Florida Class 6A all-state third-team selection as a senior as he helped Apopka to an 8-2 record while recording 55 tackles, four sacks and one fumble recovery...Also participated in weightlifting and wrestling.

ADDITIONAL STATISTICS: Special teams tackles – 3 in 2012, 1 in 2013, 3 in 2014, 4 in 2015, 5 in 2016, 6 in 2017, 8 in 2018, 4 in 2019; NFL totals: 34.

SINGLE-GAME HIGHS: TACKLES: Total – 10, 12/9/13 at Chi. Solo – 9, 12/9/13 at Chi. Sacks – 1, three times; last: 12/21/14 vs. Ind. Forced fumbles – 1, three times; last: 11/30/17 vs. Was. Fumble recoveries – 1, five times; last: 12/26/16 vs. Det. Passes defended – 2, two times; last: 11/7/19 vs. LAC.

KYLE WILBER'S CAREER STATISTICS

Year	Team	GP	GS	TACKLES					INTERCEPTIONS					FUMBLES			
				Total	Solo	Asst.	Sacks	Yds.	No.	Yds.	Lg.	TD	PD	FF	FR	Yds.	
2012	Dallas	10	0	2	1	1	0.0	0.0	0	0	-	0	0	0	0	0	0
2013	Dallas	16	6	43	30	13	2.0	17.0	0	0	-	0	0	1	2	1	
2014	Dallas	16	3	21	13	8	1.5	8.0	0	0	-	0	2	0	1	0	
2015	Dallas	16	6	17	12	5	0.0	0.0	0	0	-	0	0	0	0	0	
2016	Dallas	15	1	3	2	1	0.0	0.0	0	0	-	0	0	1	2	0	
2017	Dallas	16	0	4	2	2	0.0	0.0	0	0	-	0	0	1	0	0	
2018	Oakland	14	0	8	6	2	0.0	0.0	0	0	-	0	0	0	0	0	
2019	Oakland	14	1	3	1	2	0.0	0.0	0	0	-	0	2	0	0	0	
Totals		117	17	101	67	34	3.5	25.0	0	0	-	0	4	3	5	1	
POSTSEASON																	
2014	Dallas	2	0	2	1	1	0.0	0.0	1	5	5	0	1	0	0	0	
2016	Dallas	1	0	0	0	0	0.0	0.0	0	0	-	0	0	0	0	0	
Totals		3	0	2	1	1	0.0	0.0	1	5	5	0	1	0	0	0	

KYLE WILBER GAME-BY-GAME

2019, OAKLAND (7-9)

Date	Opp.	W/L	GP/GS	TACKLES					INTERCEPTIONS					FUMBLES				
				Total	Solo	Asst.	Sacks	Yds.	No.	Yds.	Lg.	TD	PD	FF	FR	Yds.		
9/9	Den.	W	1/0	0	0	0	0.0	0.0	0	0	-	0	0	0	0	0	0	
9/15	KC	L	1/0	0	0	0	0.0	0.0	0	0	-	0	0	0	0	0	0	
9/22	at Min.	L	1/0	2	0	2	0.0	0.0	0	0	-	0	0	0	0	0	0	
9/29	at Ind.	W	1/0	0	0	0	0.0	0.0	0	0	-	0	0	0	0	0	0	
10/6	Chi.	W	1/0	0	0	0	0.0	0.0	0	0	-	0	0	0	0	0	0	
10/20	at GB	L	1/0	0	0	0	0.0	0.0	0	0	-	0	0	0	0	0	0	
10/27	at Hou.	L	1/0	0	0	0	0.0	0.0	0	0	-	0	0	0	0	0	0	
11/3	Det.	W	1/0	0	0	0	0.0	0.0	0	0	-	0	0	0	0	0	0	
11/7	LAC	W	1/0	0	0	0	0.0	0.0	0	0	-	0	2	0	0	0	0	
11/17	Cin.	W	1/0	0	0	0	0.0	0.0	0	0	-	0	0	0	0	0	0	
11/24	at NYJ	L	1/0	0	0	0	0.0	0.0	0	0	-	0	0	0	0	0	0	
12/1	at KC	L	1/0	0	0	0	0.0	0.0	0	0	-	0	0	0	0	0	0	
12/8	Ten.	L		(INACTIVE - ANKLE)														
12/15	Jac.	L		(INACTIVE - ANKLE)														
12/22	at LAC	W	1/0	1	1	0	0.0	0.0	0	0	-	0	0	0	0	0	0	
12/30	at Den.	L	1/1	0	0	0	0.0	0.0	0	0	-	0	0	0	0	0	0	
Totals			14/1	3	1	2	0.0	0.0	0	0	-	0	2	0	0	0	0	

2018, OAKLAND (4-12)

Date	Opp.	W/L	GP/GS	TACKLES					INTERCEPTIONS					FUMBLES				
				Total	Solo	Asst.	Sacks	Yds.	No.	Yds.	Lg.	TD	PD	FF	FR	Yds.		
9/10	LAR	L	1/0	0	0	0	0.0	0.0	0	0	-	0	0	0	0	0	0	
9/16	at Den.	L	1/0	0	0	0	0.0	0.0	0	0	-	0	0	0	0	0	0	
9/23	at Mia.	L	1/0	0	0	0	0.0	0.0	0	0	-	0	0	0	0	0	0	
9/30	Cle.	W	1/0	0	0	0	0.0	0.0	0	0	-	0	0	0	0	0	0	
10/7	at LAC	L	1/0	0	0	0	0.0	0.0	0	0	-	0	0	0	0	0	0	
10/14	Sea.	L	1/0	0	0	0	0.0	0.0	0	0	-	0	0	0	0	0	0	
10/28	Ind.	L	1/0	6	5	1	0.0	0.0	0	0	-	0	0	0	0	0	0	
11/1	at SF	L	1/0	0	0	0	0.0	0.0	0	0	-	0	0	0	0	0	0	
11/11	LAC	L	1/0	0	0	0	0.0	0.0	0	0	-	0	0	0	0	0	0	
11/18	at Ari.	W	1/0	0	0	0	0.0	0.0	0	0	-	0	0	0	0	0	0	
11/25	at Bal.	L	1/0	0	0	0	0.0	0.0	0	0	-	0	0	0	0	0	0	
12/2	KC	L	1/0	1	0	1	0.0	0.0	0	0	-	0	0	0	0	0	0	
12/9	Pit.	W		(INACTIVE - NECK)														
12/16	at Cin.	L		(INACTIVE - NECK)														
12/24	Den.	W	1/0	1	1	0	0.0	0.0	0	0	-	0	0	0	0	0	0	
12/30	at KC	L	1/0	0	0	0	0.0	0.0	0	0	-	0	0	0	0	0	0	
Totals			14/0	8	6	2	0.0	0.0	0	0	-	0	0	0	0	0	0	

KYLE WILBER GAME-BY-GAME

2017, DALLAS (9-7)

Date	Opp.	W/L	GP/GS	TACKLES					INTERCEPTIONS					FUMBLES				
				Total	Solo	Asst.	Sacks	Yds.	No.	Yds.	Lg.	TD	PD	FF	FR	Yds.		
9/10	NYG	W	1/0	0	0	0	0.0	0.0	0	0	-	0	0	0	0	0	0	0
9/17	at Den.	L	1/0	1	1	0	0.0	0.0	0	0	-	0	0	0	0	0	0	0
9/25	at Ari.	W	1/0	0	0	0	0.0	0.0	0	0	-	0	0	0	0	0	0	0
10/1	LAR	L	1/0	0	0	0	0.0	0.0	0	0	-	0	0	0	0	0	0	0
10/8	GB	L	1/0	1	0	1	0.0	0.0	0	0	-	0	0	0	0	0	0	0
10/22	at SF	W	1/0	1	1	0	0.0	0.0	0	0	-	0	0	0	0	0	0	0
10/29	at Was.	W	1/0	0	0	0	0.0	0.0	0	0	-	0	0	0	0	0	0	0
11/5	KC	W	1/0	0	0	0	0.0	0.0	0	0	-	0	0	0	0	0	0	0
11/12	at Atl.	L	1/0	1	0	1	0.0	0.0	0	0	-	0	0	0	0	0	0	0
11/19	Phi.	L	1/0	0	0	0	0.0	0.0	0	0	-	0	0	0	0	0	0	0
11/23	LAC	L	1/0	0	0	0	0.0	0.0	0	0	-	0	0	0	0	0	0	0
11/30	Was.	W	1/0	0	0	0	0.0	0.0	0	0	-	0	0	0	1	0	0	0
12/10	at NYG	W	1/0	0	0	0	0.0	0.0	0	0	-	0	0	0	0	0	0	0
12/17	at Oak.	W	1/0	0	0	0	0.0	0.0	0	0	-	0	0	0	0	0	0	0
12/24	Sea.	L	1/0	0	0	0	0.0	0.0	0	0	-	0	0	0	0	0	0	0
12/31	at Phi.	W	1/0	0	0	0	0.0	0.0	0	0	-	0	0	0	0	0	0	0
Totals			16/0	4	2	2	0.0	0.0	0	0	-	0	0	0	1	0	0	0

2016, DALLAS (13-3)

Date	Opp.	W/L	GP/GS	TACKLES					INTERCEPTIONS					FUMBLES					
				Total	Solo	Asst.	Sacks	Yds.	No.	Yds.	Lg.	TD	PD	FF	FR	Yds.			
9/11	NYG	L	1/0	1	1	0	0.0	0.0	0	0	-	0	0	0	0	0	0	0	
9/18	at Was.	W	1/0	0	0	0	0.0	0.0	0	0	-	0	0	0	0	0	0	0	
9/25	Chi.	W	1/0	2	1	1	0.0	0.0	0	0	-	0	0	0	0	0	0	0	
10/2	at SF	W	1/0	0	0	0	0.0	0.0	0	0	-	0	0	0	0	0	0	0	
10/9	Cin.	W	1/1	0	0	0	0.0	0.0	0	0	-	0	0	0	0	0	0	0	
10/16	at GB	W		(INACTIVE - NECK)															
10/30	Phi.	W	1/0	0	0	0	0.0	0.0	0	0	-	0	0	0	0	0	0	0	
11/6	at Cle.	W	1/0	0	0	0	0.0	0.0	0	0	-	0	0	0	0	0	0	0	
11/13	at Pit.	W	1/0	0	0	0	0.0	0.0	0	0	-	0	0	0	0	0	0	0	
11/20	Bal.	W	1/0	0	0	0	0.0	0.0	0	0	-	0	0	0	0	0	0	0	
11/24	Was.	W	1/0	0	0	0	0.0	0.0	0	0	-	0	0	0	0	0	0	0	
12/1	at Min.	W	1/0	0	0	0	0.0	0.0	0	0	-	0	0	0	1	1	0	0	
12/11	at NYG	L	1/0	0	0	0	0.0	0.0	0	0	-	0	0	0	0	0	0	0	
12/18	TB	W	1/0	0	0	0	0.0	0.0	0	0	-	0	0	0	0	0	0	0	
12/26	Det.	W	1/0	0	0	0	0.0	0.0	0	0	-	0	0	0	0	1	0	0	
1/1/17	at Phi.	L	1/0	0	0	0	0.0	0.0	0	0	-	0	0	0	0	0	0	0	
Totals			15/1	3	2	1	0.0	0.0	0	0	-	0	0	0	1	2	0	0	
POSTSEASON																			
1/15/17	GB	L	1/0	0	0	0	0.0	0.0	0	0	-	0	0	0	0	0	0	0	

KYLE WILBER GAME-BY-GAME

2015, DALLAS (4-12)

Date	Opp.	W/L	GP/GS	TACKLES					INTERCEPTIONS					FUMBLES				
				Total	Solo	Asst.	Sacks	Yds.	No.	Yds.	Lg.	TD	PD	FF	FR	Yds.		
9/13	NYG	W	1/1	2	2	0	0.0	0.0	0	0	-	0	0	0	0	0	0	0
9/20	at Phi.	W	1/0	0	0	0	0.0	0.0	0	0	-	0	0	0	0	0	0	0
9/27	Atl.	L	1/1	4	2	2	0.0	0.0	0	0	-	0	0	0	0	0	0	0
10/4	at NO	L	1/0	0	0	0	0.0	0.0	0	0	-	0	0	0	0	0	0	0
10/11	NE	L	1/0	1	1	0	0.0	0.0	0	0	-	0	0	0	0	0	0	0
10/25	at NYG	L	1/0	0	0	0	0.0	0.0	0	0	-	0	0	0	0	0	0	0
11/1	Sea.	L	1/1	0	0	0	0.0	0.0	0	0	-	0	0	0	0	0	0	0
11/8	Phi.	L	1/0	2	2	0	0.0	0.0	0	0	-	0	0	0	0	0	0	0
11/15	at TB	L	1/1	2	2	0	0.0	0.0	0	0	-	0	0	0	0	0	0	0
11/22	at Mia.	W	1/0	0	0	0	0.0	0.0	0	0	-	0	0	0	0	0	0	0
11/26	Car.	L	1/0	3	1	2	0.0	0.0	0	0	-	0	0	0	0	0	0	0
12/7	at Was.	W	1/0	0	0	0	0.0	0.0	0	0	-	0	0	0	0	0	0	0
12/13	at GB	L	1/0	0	0	0	0.0	0.0	0	0	-	0	0	0	0	0	0	0
12/19	NYJ	L	1/1	1	1	0	0.0	0.0	0	0	-	0	0	0	0	0	0	0
12/27	at Buf.	L	1/0	0	0	0	0.0	0.0	0	0	-	0	0	0	0	0	0	0
1/3/16	Was.	L	1/1	2	1	1	0.0	0.0	0	0	-	0	0	0	0	0	0	0
Totals			16/6	17	12	5	0.0	0.0	0	0	-	0	0	0	0	0	0	0

2014, DALLAS (12-4)

Date	Opp.	W/L	GP/GS	TACKLES					INTERCEPTIONS					FUMBLES					
				Total	Solo	Asst.	Sacks	Yds.	No.	Yds.	Lg.	TD	PD	FF	FR	Yds.			
9/7	SF	L	1/0	0	0	0	0.0	0.0	0	0	-	0	0	0	0	0	0	0	
9/14	at Ten.	W	1/0	2	1	1	0.5	1.0	0	0	-	0	0	0	0	0	0	0	
9/21	at StL.	W	1/1	8	4	4	0.0	0.0	0	0	-	0	0	0	0	0	0	0	
9/28	NO	W	1/0	0	0	0	0.0	0.0	0	0	-	0	0	0	0	0	0	0	
10/5	Hou.	W	1/0	0	0	0	0.0	0.0	0	0	-	0	0	0	0	0	0	0	
10/12	at Sea.	W	1/0	0	0	0	0.0	0.0	0	0	-	0	2	0	0	0	0	0	
10/19	NYG	W	1/0	1	0	1	0.0	0.0	0	0	-	0	0	0	0	0	0	0	
10/27	Was.	L	1/0	1	1	0	0.0	0.0	0	0	-	0	0	0	0	0	0	0	
11/2	Ari.	L	1/0	1	1	0	0.0	0.0	0	0	-	0	0	0	0	0	0	0	
11/9	at Jac.	W	1/0	1	1	0	0.0	0.0	0	0	-	0	0	0	0	0	0	0	
11/23	at NYG	W	1/0	2	1	1	0.0	0.0	0	0	-	0	0	0	0	0	0	0	
11/27	Phi.	L	1/0	1	1	0	0.0	0.0	0	0	-	0	0	0	0	0	0	0	
12/4	at Chi.	W	1/0	0	0	0	0.0	0.0	0	0	-	0	0	0	0	0	0	0	
12/14	at Phi.	W	1/0	0	0	0	0.0	0.0	0	0	-	0	0	0	0	1	0	0	
12/21	Ind.	W	1/1	2	2	0	1.0	7.0	0	0	-	0	0	0	0	0	0	0	
12/28	at Was.	W	1/1	2	1	1	0.0	0.0	0	0	-	0	0	0	0	0	0	0	
Totals			16/3	21	13	8	1.5	8.0	0	0	-	0	2	0	1	0	1	0	
POSTSEASON																			
1/4/15	Det.	W	1/0	2	1	1	0.0	0.0	1	5	5	0	1	0	0	0	0	0	
1/11/15	at GB	L	1/0	0	0	0	0.0	0.0	0	0	-	0	0	0	0	0	0	0	
Totals			2/0	2	1	1	0.0	0.0	1	5	5	0	1	0	0	0	0	0	

KYLE WILBER GAME-BY-GAME

2013, DALLAS (8-8)

Date	Opp.	W/L	GP/GS	TACKLES					INTERCEPTIONS					FUMBLES			
				Total	Solo	Asst.	Sacks	Yds.	No.	Yds.	Lg.	TD	PD	FF	FR	Yds.	
9/8	NYG	W	1/0	0	0	0	0.0	0.0	0	0	-	0	0	0	0	0	0
9/15	at KC	L	1/0	0	0	0	0.0	0.0	0	0	-	0	0	0	0	0	0
9/22	StL.	W	1/0	1	1	0	1.0	10.0	0	0	-	0	0	0	0	0	0
9/29	at SD	L	1/0	1	0	1	0.0	0.0	0	0	-	0	0	0	0	0	0
10/6	Den.	L	1/0	1	0	1	0.0	0.0	0	0	-	0	0	0	0	0	0
10/13	Was.	W	1/0	3	3	0	1.0	7.0	0	0	-	0	0	1	1	1	1
10/20	at Phi.	W	1/1	1	1	0	0.0	0.0	0	0	-	0	0	0	0	0	0
10/27	at Det.	L	1/1	3	2	1	0.0	0.0	0	0	-	0	0	0	0	0	0
11/3	Min.	W	1/0	1	1	0	0.0	0.0	0	0	-	0	0	0	0	0	0
11/10	at NO	L	1/0	1	1	0	0.0	0.0	0	0	-	0	0	0	0	0	0
11/24	at NYG	W	1/0	7	4	3	0.0	0.0	0	0	-	0	0	0	0	0	0
11/28	Oak.	W	1/1	4	1	3	0.0	0.0	0	0	-	0	0	0	1	0	0
12/9	at Chi.	L	1/1	10	9	1	0.0	0.0	0	0	-	0	0	0	0	0	0
12/15	GB	L	1/1	3	2	1	0.0	0.0	0	0	-	0	0	0	0	0	0
12/22	at Was.	W	1/1	5	4	1	0.0	0.0	0	0	-	0	0	0	0	0	0
12/29	Phi.	L	1/0	2	1	1	0.0	0.0	0	0	-	0	0	0	0	0	0
Totals			16/6	43	30	13	2.0	17.0	0	0	-	0	0	1	2	1	1

2012, DALLAS (8-8)

Date	Opp.	W/L	GP/GS	TACKLES					INTERCEPTIONS					FUMBLES			
				Total	Solo	Asst.	Sacks	Yds.	No.	Yds.	Lg.	TD	PD	FF	FR	Yds.	
9/5	at NYG	W															
9/16	at Sea.	L															
9/23	TB	W	1/0	0	0	0	0.0	0.0	0	0	-	0	0	0	0	0	0
10/1	Chi.	L	1/0	0	0	0	0.0	0.0	0	0	-	0	0	0	0	0	0
10/14	at Bal.	L															
10/21	at Car.	W															
10/28	NYG	L															
11/4	at Atl.	L	1/0	0	0	0	0.0	0.0	0	0	-	0	0	0	0	0	0
11/11	at Phi.	W	1/0	1	1	0	0.0	0.0	0	0	-	0	0	0	0	0	0
11/18	Cle.	W	1/0	0	0	0	0.0	0.0	0	0	-	0	0	0	0	0	0
11/22	Was.	L	1/0	0	0	0	0.0	0.0	0	0	-	0	0	0	0	0	0
12/2	Phi.	W	1/0	1	0	1	0.0	0.0	0	0	-	0	0	0	0	0	0
12/9	at Cin.	W															
12/16	Pit.	W	1/0	0	0	0	0.0	0.0	0	0	-	0	0	0	0	0	0
12/23	NO	L	1/0	0	0	0	0.0	0.0	0	0	-	0	0	0	0	0	0
12/30	at Was.	L	1/0	0	0	0	0.0	0.0	0	0	-	0	0	0	0	0	0
Totals			10/0	2	1	1	0.0	0.0	0	0	-	0	0	0	0	0	0

16 TYRELL WILLIAMS

Position: **Wide Receiver**
HT/WT: **6-4/205**
Acquired: **UFA-'19 (LAC)**
Hometown: **Salem, Ore.**
College: **Western Oregon**

Born: **02/12/92**
NFL Season: **6**
Raiders Season: **2**



TRANSACTIONS: Signed by San Diego Chargers as an undrafted free agent, May 2, 2015...Waived by Chargers, Sept. 19, 2015...Signed by Chargers to practice squad, Sept. 22, 2015...Signed by Chargers to active roster, Nov. 21, 2015...Re-signed by Los Angeles Chargers as a restricted free agent, April 23, 2018...Signed by Oakland Raiders as an unrestricted free agent, March 13, 2019.

CAREER: Explosive receiver enters his sixth season in the NFL and second with the Raiders after spending the first four years (2015-18) of his career with the Los Angeles Chargers...Career totals include 69 contests with 49 starts, totaling 197 receptions for 3,181 yards and 23 TDs...Has appeared in two post-season contests, making one start and totaling 103 yards on seven receptions...His four receiving scores of at least 75 yards are tied for an NFL-best since 2015...In 2019, led the Raiders wide receivers in receiving yards (651) and receiving TDs (six) in his first season with the Silver and Black...Recorded five TD receptions in 2018, while tallying 41 receptions for 653 yards after appearing in 16 contests for the third consecutive season...Notched a career-high 16.9-yard average per reception in 2017, totaling 43 receptions for 728 yards and four scores...Set career highs in receptions (69), receiving yards (1,059) and TDs (seven) in 2016 after appearing in all 16 contests for the first time in his career.

AT A GLANCE

- Sixth-year veteran enters his second season with the Raiders after spending his first four seasons with the Los Angeles Chargers.
- Career totals include 69 appearances with 49 starts, totaling 197 receptions for 3,181 yards and 23 receiving TDs.
- Led all Raiders wide receivers in receiving yards (651) and receiving TDs (six) in his first year with the club.
- Among players with a minimum of 100 receptions since 2015, ranks sixth in the NFL with a 16.1-yard average per reception.
- Set career highs in 2016 with 69 receptions for 1,059 yards and seven TDs.
- Played four seasons at Western Oregon (2011-14), setting a school-record 165 receptions for 2,792 yards with 21 TDs, earning first-team All-Great Northwest Athletic Conference honors from 2012-14.

2019: Played in 14 games with 12 starts in his first season with the Silver and Black...Record 42 receptions for 651 yards with six TDs...Led the Raiders wide receivers in both receiving yards and receiving TDs...Missed two games due to a foot injury...**(9/9) vs. Den.:** Recorded his eighth career game with 100-plus receiving yards, finishing the day with 105 yards on six receptions with one TD...Hauled in his first career pass as a Raider for eight yards and a TD...**(9/15) vs. KC:** Hauled in a 4-yard TD from QB Derek Carr...Finished with five receptions for 46 yards and one TD...**(9/22) at Min.:** Finished with three receptions for 29 yards and one TD...**(9/29) at Ind.:** Finished with three receptions for 36 yards with one TD...Became the second Raider in franchise history to record at least one receiving TD in each of the first four weeks of the season, joining Mervyn Fernandez (1989)...**(10/27) at Hou.** Returned to action, finishing the day with three receptions for 91 yards with one TD...Recorded a receiving TD in five straight games, the longest active streak in the NFL at the time and tied for the third-longest streak in franchise history...**(11/3) vs. Det.:** Recorded three receptions for 48 yards in the win...**(11/7) vs. LAC:** Caught three receptions for 25 yards in the primetime victory...**(11/17) vs. Cin.:** Finished with a game-high 82 receiving yards on four receptions (20.5 avg.)...**(11/24) at NYJ:** Recorded two receptions for 18 yards...**(12/1) at KC:** Recorded one reception for nine yards...**(12/8) vs. Ten.:** Totaled three receptions for 35 yards...**(12/15) vs. Jac.:** Finished with two receptions for 45 yards and one TD...Hauled in a 40-yard TD pass...**(12/22) at LAC:** Finished with 82 yards on four receptions (20.5 avg.), including a 43-yard long...**(12/29) at Den.:** Started and saw limited action in the contest due to injury.

2018 (with LAC): Appeared in all 16 contests for the third consecutive season, making 10 starts...Notched 41 receptions for 653 yards (15.9 avg.) and added five receiving TDs...Tallied two 100-yard contests and moved into second in Chargers history for most receiving TDs (17) by an undrafted player in club history...**(9/9) vs. KC:** Started at wide receiver and made two receptions for eight yards...Also tallied his first receiving TD of the year...The 4-yard score marked the 13th TD of his career, tying RB Danny Woodhead for the third-most TD catches by an undrafted player in team history...**(9/16) at Buf.:** Notched three first-down receptions totaling 48 yards...**(9/23) at LAR:** Posted two receptions for 22 yards...Tallied the first carry of his career, running for 14 yards...**(9/30) vs. SF:** Hauled in three passes for 48 yards...Surpassed 2,000 receiving yards for his career, becoming just the 26th player in team history to do so...**(10/7) vs. Oak.:** Tallied three receptions for 66 yards with a long of 48 yards...**(10/14) at Cle.:** Recorded 118 yards and two TDs on three receptions...It marked the sixth 100-yard game of his career and the first multi-TD game of his career...All 188 receiving yards came in the first half of play...Broke a tie with Woodhead for third-most receiving TDs by an undrafted player in club history...**(10/21) vs. Ten.:** Tallied 118 receiving yards for the second consecutive week, this time on four receptions...Notched a 75-yard receiving TD on the first offensive play from scrimmage, the first by a Charger since Nov. 18, 2001...**(11/4) at Sea.:** Recorded two receptions for 23 receiving yards including one TD...It marked his fourth receiving TD in his last three contests...**(11/11) at Oak.:** Totaled 46 receiving yards on four receptions...**(11/18) vs. Den.:** Registered two receptions for 22 yards...**(11/25) vs. Ari.:** Saw limited action due to a quad injury...**(12/2) at Pit.:** Hauled in one reception for 14 yards and also contributed on special teams...**(12/9) vs. Cin.:** Started at wide receiver and posted three receptions for 14 yards...**(12/13) at KC:** Hauled in six passes for 71 receiving yards...**(12/22) vs. Bal.:** Made one reception for 12 yards...**(12/30) at Den.:** Caught two passes for 23 yards in the regular season finale...**Postseason: (1/1/19) at Bal.:** Made his postseason debut, appearing in 52 offensive plays...Recorded two receptions for nine yards...**(1/13/19) at NE:** Totaled 94 receiving yards on five catches in the Divisional round of the playoffs.

2017 (with LAC): Appeared in all 16 contests for the second consecutive season, making a career-high 15 starts...Posted 43 receptions for 728 receiving yards (16.9 avg.) and four receiving TDs...Became the first player in club history to record multiple receiving TDs of at least 75 yards in their career...Ranked fifth among undrafted players in franchise history with 114 career receptions and fourth in team annals among undrafted players with 1,877 career receiving yards...**(9/11) at Den.:** Started in the

WILLIAMS

season opener and recorded a team-best five receptions for 54 yards...**(9/17) vs. Mia.:** Recorded four receptions for 54 yards...**(9/24) vs. KC:** Notched two receptions for 15 yards while appearing in a season-high 71 offensive snaps...**(10/1) vs. Phi.:** Posted his first 100-yard contest of the season, tallying 115 yards on five receptions and one TD...Tallied a 75-yard TD, the second-longest reception of his career...Became the first player in franchise history to record two TD receptions of at least 75 yards...**(10/8) at NYG:** Tallied one reception for 22 yards...**(10/15) at Oak.:** Posted three receptions for 27 yards...**(10/22) vs. Den.:** Made one reception for an 11-yard gain...**(10/29) at NE:** Hauled in one pass for 24 yards...**(11/12) at Jac.:** Registered two receptions for 49 yards...Surpassed 1,500 career receiving yards on the day...**(11/19) vs. Buf.:** Hauled in one pass for 11 yards...**(11/23) at Dal.:** Posted two receptions for 58 receiving yards, including a 27-yard TD...**(12/3) vs. Cle.:** Posted one reception for an eight-yard gain...**(12/10) vs. Was.:** Registered four receptions for 132 receiving yards and a 75-yard TD...**(12/16) at KC:** Started at wide receiver and posted three receptions for 31 yards...**(12/24) at NYJ:** Tied a season high with five receptions and totaled 50 yards...**(12/31) vs. Oak.:** Registered three receptions for 67 yards, including a 56-yard TD catch in the season finale.

2016 (with SD): Appeared in all 16 contests for the first time in his career and made 12 starts...Posted his first-1,000-yard campaign, totaling career highs in receptions (69), receiving yards (1,059) and TD receptions (seven)...His receiving yard total was a team high, as he became just the 15th player in team history to post 1,000 receiving yards in a single season...**(9/11) at KC:** Tallied two receptions for 71 yards...Both receptions went for at least 30 yards...**(9/18) vs. Jac.:** Tallied three receptions for 61 yards including a 44-yard TD...All three receptions were third-down conversions...**(9/25) at Ind.:** Recorded six receptions for 69 yards...**(10/9) at Oak.:** Recorded five receptions for 117 yards and added one receiving TD...His receiving total marked the first 100-yard contest of his career...**(10/23) at Atl.:** Totaled seven receptions for 140 receiving yards...**(11/6) vs. Ten.:** Finished with six receptions for 65 yards, including a 6-yard TD reception...**(11/13) vs. Mia.:** Tallied a 51-yard TD in the fourth quarter to go along with five receptions for 125 yards, marking the third 100-yard contest of his career...**(11/27) at Hou.:** Tallied eight receptions for 70 yards and a receiving TD...**(12/4) vs. TB:** Tallied a 40-yard TD reception to mark his fourth consecutive game with a score...**(12/11) at Car.:** Posted two receptions for 68 receiving yards...**(12/24) at Cle.:** Hauled in a 1-yard TD score...**(1/1/17) vs. KC:** Hauled in six passes and tallied a team-high 70 receiving yards.

2015 (with SD): Played in seven contests during his rookie campaign, finishing with two receptions for 90 yards (45.0 avg.) and one TD...**(9/13) vs. Det.:** Made his NFL debut...**(1/3/16) at Den.:** Made his first reception of his career, an 80-yard TD that tied for the 11th-longest in franchise history...It marked the longest first career reception by a player in club history and by any NFL player since 2008...Finished the contest with two receptions for 90 yards and score.

COLLEGE: Played four seasons (2011-14) at Western Oregon, posting a school-record 165 receptions for 2,792 yards (16.9 avg.) and 21 TDs...Earned first-team All-Great Northwest Athletic Conference honors from 2012-14...Named second-team All-GNAC in 2011...As a senior, recognized as Don Hanson D-II All-Super Region three and was a two-time GNAC Player of the Week honoree...Also finished as the 200-meter GNAC Outdoor champion in track in 2014...Studied exercise science.

PERSONAL: Attended Cascade (Ore.) High School...Earned All-State honors in football, basketball and track and field as a senior...Named first-team All-League in all three sports as a junior and senior...Invited to play in the Shriners All-Star Game and the Oregon Athletic Coaches Association Basketball All-Stars Game...In May 2018, made the decision to start his own foundation, called the 'Tyrell Williams Foundation'...While the focus of the foundation is still in the works, Williams has said he is drawn to increasing awareness for anti-bullying.

ADDITIONAL STATISTICS: Special teams tackles – 1 in 2015.

SINGLE-GAME HIGHS: RECEIVING: Receptions – 8, 11/27/16 at Hou. Yards – 140, 10/23/16 at Atl. Long – 80t, 1/3/15 at Den. Touchdowns – 2, 10/14/18 at Cle.



TYRELL WILLIAMS' CAREER STATISTICS

Year	Team	GP	GS	RECEIVING					RUSHING					TOTAL OFFENSE
				Rec.	Yds.	Avg.	Lg.	TD	Att.	Yds.	Avg.	Lg.	TD	
2015	San Diego	7	0	2	90	45.0	80t	1	0	0	-	-	0	90
2016	San Diego	16	12	69	1,059	15.3	51t	7	0	0	-	-	0	1,059
2017	L.A. Chargers	16	15	43	728	16.9	75t	4	0	0	-	-	0	728
2018	L.A. Chargers	16	10	41	653	15.9	75t	5	2	15	7.5	14	0	668
2019	Oakland	14	12	42	651	15.5	46t	6	0	0	-	-	0	651
Totals		69	49	197	3,181	16.1	80t	23	2	15	7.5	14	0	3,196
POSTSEASON														
2018	L.A. Chargers	2	1	7	103	14.7	29	0	0	0	-	-	0	103
Totals		2	1	7	103	14.7	29	0	0	0	-	-	0	103

TYRELL WILLIAMS GAME-BY-GAME

2019, OAKLAND (7-9)

Date	Opp.	W/L	GP/GS	RECEIVING					RUSHING					TOTAL OFFENSE
				Rec.	Yds.	Avg.	Lg.	TD	Att.	Yds.	Avg.	Lg.	TD	
9/9	Den.	W	1/1	6	105	17.5	43	1	0	0	-	-	0	105
9/15	KC	L	1/1	5	46	9.2	19	1	0	0	-	-	0	46
9/22	at Min.	L	1/1	3	29	9.7	15	1	0	0	-	-	0	29
9/29	at Ind.	W	1/1	3	36	12.0	19t	1	0	0	-	-	0	36
10/6	Chi.	W		(INACTIVE - FOOT)										
10/20	at GB	L		(INACTIVE - FOOT)										
10/27	at Hou.	L	1/0	3	91	30.3	46t	1	0	0	-	-	0	91
11/3	Det.	W	1/0	3	48	16.0	22	0	0	0	-	-	0	48
11/7	LAC	W	1/1	3	25	8.3	12	0	0	0	-	-	0	25
11/17	Cin.	W	1/1	4	82	20.5	24	0	0	0	-	-	0	82
11/24	at NYJ	L	1/1	2	18	9.0	12	0	0	0	-	-	0	18
12/1	at KC	L	1/1	1	9	9.0	9	0	0	0	-	-	0	9
12/8	Ten.	L	1/1	3	35	11.7	18	0	0	0	-	-	0	35
12/15	Jac.	L	1/1	2	45	22.5	40t	1	0	0	-	-	0	45
12/22	at LAC	W	1/1	4	82	20.5	43	0	0	0	-	-	0	82
12/29	at Den.	L	1/1	0	0	-	-	0	0	0	-	-	0	0
Totals			14/12	42	651	15.5	46t	6	0	0	-	-	0	651

2018, LOS ANGELES CHARGERS (12-4)

Date	Opp.	W/L	GP/GS	RECEIVING					RUSHING					TOTAL OFFENSE
				Rec.	Yds.	Avg.	Lg.	TD	Att.	Yds.	Avg.	Lg.	TD	
9/9	KC	L	1/1	2	8	4.0	4t	1	0	0	-	-	0	8
9/16	at Buf.	W	1/1	3	48	16.0	22	0	0	0	-	-	0	48
9/23	at LAR	L	1/1	2	22	11.0	13	0	1	14	14.0	14	0	36
9/30	SF	W	1/1	3	48	16.0	24	0	0	0	-	-	0	48
10/7	Oak.	W	1/1	3	66	22.0	48	0	0	0	-	-	0	66
10/14	at Cle.	W	1/1	3	118	39.3	45t	2	1	1	1.0	1	0	119
10/21	Ten.	W	1/1	4	118	29.5	75t	1	0	0	-	-	0	118
11/4	at Sea.	W	1/0	2	23	11.5	12t	1	0	0	-	-	0	23
11/11	at Oak.	W	1/0	4	46	11.5	31	0	0	0	-	-	0	46
11/18	Den.	L	1/1	2	22	11.0	19	0	0	0	-	-	0	22
11/25	Ari.	W	1/0	0	0	-	-	0	0	0	-	-	0	0
12/2	at Pit.	W	1/0	1	14	14.0	14	0	0	0	-	-	0	14
12/9	Cin.	W	1/1	3	14	4.7	7	0	0	0	-	-	0	14
12/13	at KC	W	1/0	6	71	11.8	26	0	0	0	-	-	0	71
12/22	Bal.	L	1/0	1	12	12.0	12	0	0	0	-	-	0	12
12/30	at Den.	W	1/1	2	23	11.5	17	0	0	0	-	-	0	23
Totals			16/10	41	653	15.9	75t	5	2	15	7.5	14	0	668
POSTSEASON														
1/6/19	at Bal.	W	1/1	2	9	4.5	5	0	0	0	-	-	0	9
1/23/19	at NE	L	1/0	5	94	18.8	29	0	0	0	-	-	0	94
Totals			2/1	7	103	14.7	29	0	0	0	-	-	0	103

TYRELL WILLIAMS GAME-BY-GAME 2017, LOS ANGELES CHARGERS (9-7)

Date	Opp.	W/L	GP/GS	RECEIVING				RUSHING				TOTAL OFFENSE		
				Rec.	Yds.	Avg.	Lg.	TD	Att.	Yds.	Avg.		Lg.	TD
9/11	at Den.	L	1/1	5	54	10.8	14	0	0	0	-	-	0	54
9/17	Mia.	L	1/1	4	54	13.5	23	0	0	0	-	-	0	54
9/24	KC	L	1/1	2	15	7.5	14	0	0	0	-	-	0	15
10/1	Phi.	L	1/1	5	115	23.0	75t	1	0	0	-	-	0	115
10/8	at NYG	W	1/1	1	22	22.0	22	0	0	0	-	-	0	22
10/15	at Oak.	W	1/1	3	27	9.0	14	0	0	0	-	-	0	27
10/22	Den.	W	1/1	1	11	11.0	11	0	0	0	-	-	0	11
10/29	at NE	L	1/0	1	24	24.0	24	0	0	0	-	-	0	24
11/12	at Jac.	L	1/1	2	49	24.5	30	0	0	0	-	-	0	49
11/19	Buf.	W	1/1	1	11	11.0	11	0	0	0	-	-	0	11
11/23	at Dal.	W	1/1	2	58	29.0	31	1	0	0	-	-	0	58
12/3	Cle.	W	1/1	1	8	8.0	8	0	0	0	-	-	0	8
12/10	Was.	W	1/1	4	132	33.0	75t	1	0	0	-	-	0	132
12/16	at KC	L	1/1	3	31	10.3	18	0	0	0	-	-	0	31
12/24	at NYJ	W	1/1	5	50	10.0	16	0	0	0	-	-	0	50
12/31	Oak.	W	1/1	3	67	22.3	56t	1	0	0	-	-	0	67
Totals			16/15	43	728	16.9	75t	4	0	0	-	-	0	728

2016, SAN DIEGO CHARGERS (5-11)

Date	Opp.	W/L	GP/GS	RECEIVING				RUSHING				TOTAL OFFENSE		
				Rec.	Yds.	Avg.	Lg.	TD	Att.	Yds.	Avg.		Lg.	TD
9/11	at KC	L	1/0	2	71	35.5	38	0	0	0	-	-	0	71
9/18	Jac.	W	1/0	3	61	20.3	44t	1	0	0	-	-	0	61
9/25	at Ind.	L	1/1	6	69	11.5	22	0	0	0	-	-	0	69
10/2	NO	L	1/1	5	40	8.0	16	0	0	0	-	-	0	40
10/9	at Oak.	L	1/0	5	117	23.4	50	1	0	0	-	-	0	117
10/13	Den.	W	1/1	3	28	9.3	18	0	0	0	-	-	0	28
10/23	at Atl.	W	1/1	7	140	20.0	49	0	0	0	-	-	0	140
10/30	at Den.	L	1/0	1	4	4.0	4	0	0	0	-	-	0	4
11/6	Ten.	W	1/1	6	65	10.8	19	1	0	0	-	-	0	65
11/13	Mia.	L	1/1	5	125	25.0	51t	1	0	0	-	-	0	125
11/27	at Hou.	W	1/1	8	70	8.8	21t	1	0	0	-	-	0	70
12/4	TB	L	1/1	2	47	23.5	40t	1	0	0	-	-	0	47
12/11	at Car.	L	1/1	2	68	34.0	46	0	0	0	-	-	0	68
12/18	Oak.	L	1/1	4	20	5.0	11	0	0	0	-	-	0	20
12/24	at Cle.	L	1/1	4	64	16.0	27	1	0	0	-	-	0	64
1/1/17	KC	L	1/1	6	70	11.7	18	0	0	0	-	-	0	70
Totals			16/12	69	1,059	15.3	51t	7	0	0	-	-	0	1,059

2015, SAN DIEGO CHARGERS (4-12)

Date	Opp.	W/L	GP/GS	RECEIVING				RUSHING				TOTAL OFFENSE		
				Rec.	Yds.	Avg.	Lg.	TD	Att.	Yds.	Avg.		Lg.	TD
9/13	Det.	W	1/0	0	0	-	-	0	0	0	-	-	0	0
9/20	at Cin.	L												
9/27	at Min.	L												
10/4	Cle.	W												
10/12	Pit.	L												
10/18	at GB	L												
10/25	Oak.	L												
11/1	at Bal.	L												
11/9	Chi.	L												
11/22	KC	L	1/0	0	0	-	-	0	0	0	-	-	0	0
11/29	at Jac.	W	1/0	0	0	-	-	0	0	0	-	-	0	0
12/6	Den.	L	1/0	0	0	-	-	0	0	0	-	-	0	0
12/13	at KC	L												
12/20	Mia.	W	1/0	0	0	-	-	0	0	0	-	-	0	0
12/24	at Oak.	L	1/0	0	0	-	-	0	0	0	-	-	0	0
1/3/16	at Den.	L	1/0	2	90	45.0	80t	1	0	0	-	-	0	90
Totals			7/0	2	90	45.0	80t	1	0	0	-	-	0	90

82 JASON WITTEN

Position: **Tight End**

HT/WT: **6-6/263**

Acquired: **UFA-'20 (Dal.)**

Hometown: **Elizabethton, Tenn.**

College: **Tennessee**

Born: **05/06/82**

NFL Season: **17**

Raiders Season: **1**



TRANSACTIONS: Selected by Dallas Cowboys in the third round (69th overall) of the 2003 NFL Draft, April 26, 2003...Placed by Cowboys on the Reserve/Retired List, May 3, 2018...Re-signed by Cowboys as an unrestricted free agent, March 6, 2019... Signed by Las Vegas Raiders as an unrestricted free agent, March 18, 2020.

CAREER: One of the top tight ends in NFL history, an 11-time Pro Bowler, two-time first-team All-Pro and the 2012 Walter Payton Man of the Year, joins the Silver and Black to embark upon his 17th professional season after spending 16 years with the Cowboys (2003-17, 2019)...A former third-round selection (69th overall) by the Cowboys in the 2003 NFL Draft has posted a staggering 1,215 receptions for 12,977 yards and 72 TDs... Leaves Dallas as the franchise's all-time leader in receptions and receiving yards, while ranking second in both offensive categories among all tight ends in NFL history and second among all active players...Currently sits second in Cowboys history with 72 receiving TDs, good for fourth among all active players...He also holds the club's record with 130 consecutive games tallying at least one reception...Witten's incredible resume includes four 1,000-yard seasons, four 90-reception seasons, six 80-reception seasons and a remarkable 15 seasons with at least 60 receptions, tied for second-most in NFL history with Hall of Fame TE Tony Gonzalez and WR Larry Fitzgerald, trailing only Pro Football Hall of Fame WR Jerry Rice (17)...In 2019, he also joined those three players as the fourth person ever to record over 1,200 receptions for their career...His 11 Pro Bowl appearances tie DL Bob Lilly for the most in Cowboys history...In his return to the gridiron last season following a year of retirement, Witten started in all 16 games for the 13th time in his career, tallying 63 receptions for 529 yards and four TDs...In Week 1 of 2017, became the club's all-time receiving yards leader, passing WR Michale Irvin (11,904)...In 2016, finished second on the team in receptions (69) and third in yards (673) and established club records for most games started and consecutive starts... One of his finest seasons came in 2012 when he established a then-NFL tight end record with 110 receptions - since broken by TE Zach Ertz (116 in 2018) - and recorded his fourth 1,000-yard season (1,039)...His 110 catches led the club for the sixth straight (seventh overall season), aided by a Dallas and tight end single-game record of 18 catches...For his work on and off the field, Witten was honored with the Walter Payton Man of the Year Award that same season...In 2007, he became the first tight end in franchise history - 13th in league history - to top 1,000 yards in a season with his first 1,000-yard effort...The longest tenured Cowboy in club history, Witten has appeared in a total of 255 contests and made 245 starts over his career, the fifth-most appearances by an active player in the NFL, trailing only K Adam Vinatieri (365), QB Tom Brady (285) and QB Drew Brees (275)...In postseason action, he has started in all eight appearances and recorded 45 receptions for 486 yards and one TD.

2019 (with Dal.): In his return to the gridiron, started in all 16 games for the 13th time in his career, tallying 63 receptions for 529 yards and four TDs...In Week 1, he became the franchise's all-time leader in seasons played (16), and in Week 12, he became just the third tight end in NFL history to appear in at least 250 games, joining TEs Trey Junkin and TonyGonzalez...His receptions and receiving TDs last season both ranked third on the team...**(9/8) vs. NYG:** Recorded three receptions for 15 yards and one TD in his return to action...**(9/15) at Was.:** Hauled in four passes for 25 yards and a TD for the second consecutive game...**(9/22) vs. Mia.:** Posted three receptions for 54 yards...**(9/29) at NO:** Recorded four receptions for 50 yards...**(10/13) at NYJ:** Posted five receptions for 57 yards...**(11/4) at NYG:** Talled a season-high eight receptions for 58 yards...**(11/24) at NE:** Became the third tight end in NFL history to appear in at least 250 career contests...**(11/28) vs. Buf.:** Hauled in six passes for 42 yards and a TD...**(12/15) vs. LAR:** Recorded four receptions for 36 yards and tallied one TD reception.

2018: Spent the season on Dallas' Reserve/Retired List after announcing his retirement in April to take over as the lead analyst on ESPN's Monday Night Football.

2017 (with Dal.): Started in all 16 contests and recorded 63 receptions for 543 yards and added five TDs...**(9/10) vs. NYG:** Became the club's all-time receiving yards leader...Passed WR Michael Irvin (11,904) on an 11-yard catch in the second quarter... Also tied Ed Jones (224) for the most games played in franchise history...**(9/17) at Den.:** Played in his club-record 225th career game and led the team with 10 catches and 97 yards with one score...Became the second NFL tight end (26th player) to reach 12,000 career yards and moved into fourth place on the league's all-time receptions list...**(10/22) at SF:** Caught four passes for

AT A GLANCE

- One of the most prolific tight ends in NFL history who has been selected to 11 Pro Bowls, earned two All-Pro First Team nominations and was named the 2012 Walter Payton Man of the Year.
- Over his 16 seasons with Dallas, posted an incredible 1,215 receptions for 12,977 yards with 72 TD receptions.
- Left as the Cowboys' all-time leader in receptions and receiving yards, while ranking second in both offensive categories among all tight ends in NFL history.
- Holds the Cowboys' franchise record with a reception in 130 consecutive games.
- Over his career, has totaled four 1,000-yard seasons, four 90-receptions seasons, six 80-reception seasons and a staggering 15 seasons with at least 60 receptions.
- Has totaled 21 100-yard games over his career, the most by a tight end in Cowboys history and tied for fourth-most among his position group in NFL history with Antonio Gates, trailing only Kellen Winslow Sr. (24), Rob Gronkowski (28) and Tony Gonzalez (31).
- Posted 18 receptions in one contest (Oct. 28, 2012 vs. NYG), tied for the third-most receptions by a player in one game in NFL history and most by a tight end.
- Has recorded 11 games with at least 10 receptions, the second-most in NFL history among tight ends, trailing only Tony Gonzalez (15).
- In 2019, became the fourth player in league history to record over 1,200 career receptions, joining WR Larry Fitzgerald, TE Tony Gonzalez and WR Jerry Rice.
- The longest tenured Cowboy in club history, appearing in a total of 255 contests with 245 starts over his career, the fourth-most appearances by an active player in the NFL, trailing only K Adam Vinatieri (364), QB Tom Brady (285) and QB Drew Brees (275).
- Career totals include 255 games played with 245 starts, logging 1,215 receptions for 12,977 yards and 72 TDs, while starting in all eight postseason contests and registering 45 receptions for 486 yards and one TD.

54 yards with one TD to claim sole possession of third place on the club's all-time receiving TD chart (66)...**(12/17) at Oak.**: With four catches for 47 yards, topped 500 yards for the 14th time...**(12/24) at Sea.**: With five catches for 39 yards, topped 60 catches for the 14th overall - third player, second tight end - and 14th consecutive - second player, second tight end.

2016 (with Dal.): Started all 16 games for the 10th consecutive season - 11th time overall - and finished second on the team with 69 receptions, third with 673 yards and tied for fourth with three TDs, while helping block for the league's leading rusher (RB Ezekiel Elliott) and second-ranked rushing attack...During the season, established franchise marks for career starts and consecutive starts, finishing the year with 213 and 163, respectively and moved into seventh all-time in receptions (1,089)...Elected a team captain for the season...**(9/11 vs NYG)**: Opened the season with team-highs in receptions (nine) and yards (66)...Passed WR Isaac Bruce (1,024) for ninth on the NFL's all-time receptions chart...**(9/25 vs Chi.)**: Started his 200th career game to pass RB Emmitt Smith for the second-most in team history and caught two passes for 25 yards...**(10/16) at GB**: Tied Ed Jones for the most starts in team history, with his 203rd start...**(10/30 vs Phi.)**: In the overtime win, established a club record by making his 204th career start and started his 154th consecutive game to tie LB Lee Roy Jordan for the most consecutive starts in team history...Caught two passes for 16 yards, including the game-winning TD in overtime...It was the first time a Cowboys tight end won a game in overtime since TE Billy Joe DuPree's score in the team's first-ever overtime game...**(11/6) at Cle.**: Led the team with eight receptions for a season-high 134 yards (21st career 100-yard game) and a TD...Made his 155th consecutive start to establish a club record...Became the fifth tight end with a 100-yard game at 34 years-or-older, and his 134 yards were sixth in his career...**(11/24 vs Was.)**: Caught three passes for 33 yards on Thanksgiving Day to top 50 catches on the season...Became the second tight end, fourth overall player, with 13 straight 50-catch seasons...Passed WR Reggie Wayne for eight on the NFL's receptions chart and played in his 218th career game, the second-most in team history...**(12/1) at Min.**: In the Thursday Night Football win did not have a catch for the first time in 130 games, snapping his club-record streak...His last game without a reception was at the N.Y. Giants on Nov. 2, 2008...**(12/18 vs TB)**: Had a team-high 10 catches for 51 yards...Passed WR Terrell Owens for seventh on the NFL's all-time receptions list and logged his 10th career 10-catch game...Logged his 60th catch of the season for the 13th consecutive year to become the third player, second tight end, in NFL history to accomplish the feat...Also topped 600 yards for the 13th overall (ninth player, second tight end) and 13th consecutive (fifth player, second tight end) season...**Postseason: (1/15/17) vs. GB**: Second on the team with six catches and third with 59 yards along with his first career postseason TD catch in the Divisional Game.

2015 (with Dal.): Started 16 games for the ninth straight season, (10th time overall) and led the team in receptions for the eighth time in his career, with 77 for 713 yards (second on the team) and three TDs (tied for second)...Logged his 12th overall and consecutive 700-yard season, the most in team history, the most consecutive and the second-most overall all-time among NFL tight ends, tied for the fourth-most overall and tied for the second-most consecutive seasons (WRs Terrell Owens, 14, Jerry Rice and Larry Fitzgerald, 12 each) all-time among all NFL pass catchers...Became the first Cowboy to play in 200 consecutive games, set a club record after playing in his 197th consecutive game and for catching a pass in his 118th straight game...Also became the first Cowboy, 12th all-around player and second tight end, to reach 1,000 career receptions and did so in 203 games, the sixth-fastest player and fastest tight end...**(11/8) at Phi.**: Topped 40 catches for the 12th overall and 12th consecutive season - only the second tight end (Gonzalez) to accomplish the feat...**(11/15) at TB**: Played in the 200th game of his career and in his 196th consecutive outing to tie DL Bob Lilly (1961-74) for the most consecutive games played in franchise history...**(11/22) at Mia.**: Played in his 197th consecutive game to establish a team record, finishing...Topped 50 receptions on the year for the 12th time...**(11/26 vs Car.)**: On Thanksgiving Day, topped 500 yards on the season for the 12th time...**(12/7) at Was.**: Became the 12th player - second tight end - in NFL history to reach 1,000 career receptions, catching five passes for 45 yards...Reached 1,000 catches in 203 games - sixth-fastest player, fastest tight end...Also became the fourth player and second tight end in NFL history to log 12 total 60-catch seasons and the second player with 12 consecutive 60-catch seasons...**(12/13) at GB**: Became the first Cowboy to play in 200 consecutive games, finishing the game with five catches for 40 yards...**(12/19 vs NYJ)**: Started his 145th consecutive game to tie DB Cornell Green for the second-most consecutive starts in team history and led the team with five catches for 49 yards (second)...Tied WR Michael Irvin for the club record with a catch in his 117th straight game...Recorded 70 catches for the ninth time in his career (11th player, second tight end with nine) and his 12th overall and consecutive 600-yard season (seventh player, second tight end with 12 straight)...**(12/27) at Buf.**: Caught one pass for 12 yards to establish a club record with a catch in 118 consecutive games...Also broke a tie with Green for the second-most consecutive games started in team history (146)...**(1/3/16) vs. Was.**: In the season finale, topped 700 yards for the 12th straight season.

2014 (with Dal.): Started 16 games for the eighth straight year, playing more as a blocker for the league's second-ranked rushing attack and finished second on the team in catches (64) and yards (703) and third with five TD receptions...Earned his 10th trip to the Pro Bowl as an injury replacement for TE Julius Thomas to tie for the second-most Pro Bowl appearances in franchise history...**(10/5 vs Hou.)**: Had 59 yards to move him past the 10,000-yard mark, joining WR Micheal Irvin as the only Dallas Cowboys and TEs Tony Gonzalez and Shannon Sharpe as the only tight ends in NFL history to reach the plateau...Reached 10,000 receiving yards in 180 games, the second-fastest tight end to the figure...Appeared in his 176th consecutive game to tie LS Dale Hellestrae for the second-longest streak in club history...**(10/13) at Sea.**: Became the first Dallas Cowboy and second tight end in NFL history to reach 900 career receptions after catching a three-yard TD in the win...He reached 900 catches in 181 games, the seventh-fastest among any pass catcher in league history...Was the 16th player in NFL annals with 900 catches and 10,000 yards...**(12/21) at Ind.**: Led the team with a season-high tying seven catches and a season-best 90 yards with a TD - a 25-yarder that also made QB Tony Romo the team's all-time passing yards leader...Reached 60 catches on the season for the 11th overall and 11th consecutive season - both second all-time in NFL history among tight ends...Topped 600 yards on the season for the 11th time overall...**(12/28) at Was.**: Topped 700 yards on the season for the 11th time overall...**Postseason: (1/4/15) vs. Det.**: Led the team with five catches and tied for second with 63 yards in the Wild Card Playoff Game...**(1/11/15) at GB**: Led the team with six catches and 71 yards in the Divisional Game.

2013 (with Dal.): Earned his ninth career Pro Bowl selection in place of TE Julius Thomas after finishing the season second on the team with 73 catches, 851 yards and eight TDs...**(9/8 vs NYG)**: Opened the season with a team-best two TDs eight catches for 70 yards to improve his career receiving yards total to 9,018, making him just the second Dallas Cowboy (WR Michael Irvin) and third league tight end (TEs Tony Gonzalez and Shannon Sharpe) to reach 9,000 career receiving yards...**(9/15 vs KC)**: Caught three passes for 12 yards and moved past Sharpe for second (817) in receptions all-time among NFL tight ends...**(10/6) vs. Den.**: Finished the game with seven catches for 121 yards and a TD...It was his 18th career 100-yard game...**(11/3) vs. Min.**: Led the

team with eight catches and 102 yards with a TD...His 102 yards gave him 19 career 100-yard outings while his TD tied him with TE Raymond Chester for 10th in league history among tight ends, tied with WR Drew Pearson for fifth in team history...**(11/24) at NYG:** Had four catches for 37 yards and two TDs...It was his 81st straight game with a catch, and he topped 50 catches on the season for the 10th time overall and 10th consecutive time in his career...Also hit 50 career TD catches...**(12/15) vs. GB:** Topped 700 yards on the season for the 10th time in his career 10th consecutive season...Reached 61 receptions on the season - his 10th time in his career doing so and 10th consecutive 60-catch season...**(12/29) vs. Phi.:** Finished the season with his 20th career 100-yard game (135 yards) on a team-best and season-high 12 catches.

2012 (with Dal.): Led the team for the seventh time, sixth consecutive, with a then-NFL tight end record 110 catches, the second-most in team history...Was second on the squad with his fourth career 1,000-yard season (1,039), tied for the most in NFL tight end history and second overall in team history - along with three scores...Started all 16 games despite being slowed the first part of the season, recovering from a lacerated spleen suffered in the first preseason game...Topped 800 career receptions and 8,000 career yards...Named the Walter Payton Man of the Year for his contributions to society off-the-field while handling himself in an exemplary fashion in uniform...**(9/16) at Sea.:** Caught four passes for 58 yards to give him 702 career receptions...Became the second Dallas pass catcher (WR Michael Irvin) and third tight end in league history (TEs Tony Gonzalez and Shannon Sharpe) to reach the milestone...Did so in 145 games to become the fastest tight end to 700...**(10/1) vs. Chi.:** Led the team in catches (13) and yards (112) with one TD...His 13 catches were third in his career and tied for third in team history...His 112 yards upped his team tight end record to 15 100-yard outings...Also topped 8,000 career receiving yards, the second Cowboy and third league tight end to reach the mark...He did it in 157 games, faster than the previous two league tight ends...**(10/28) vs. NYG:** Established a club and league tight end record with 18 catches...Tied for third all-time among league pass catchers for a career-high and club tight end record 167 yards...**(11/4) at Atl.:** Had seven catches for 51 yards to pass Irvin (750) and become the Dallas Cowboys all-time receptions leader with 754 catches...He reached the figure in 151 games, while Irvin did it in 159...**(11/11) at Phi.:** Notched his ninth overall and ninth consecutive season with at least 60 catches, the third-most overall and second-most consecutive all-time among league tight ends...**(11/18) vs. Cle.:** Reached 70 catches for the season, his seventh overall and sixth consecutive season with at least 70 receptions...Uppe his career receptions total to 769 to crack the top-25 of the NFL's all-time receptions list...Also hit 600 yards, his ninth career and ninth consecutive season...His nine seasons marked third all-time among league tight ends and his nine straight are second...**(11/22) vs. Was.:** On Thanksgiving Day upped his season catch total to 82, his sixth season with at least 80 catches to tie Gonzalez for the most all-time among league tight ends...Also tied Gonzalez and six others for the sixth-most 80-catch seasons among all pass catchers in NFL history...**(12/2) vs. Phi.:** Tied for the team-high with six catches for a team-best 108 yards - 17th career 100-yard game...Registered over 800 yards for the season (818) and the seventh time in his career to tie Tony Hill for the second-most 800-yard seasons in franchise history (Irvin - eight) and remain second behind Gonzalez' 11...**(11/16) vs. Pit.:** Recorded five catches for 43 yards to give him a then-career-best 97 catches on the...**(12/23) vs. NO:** Had six catches for 60 yards to give him 103 catches on the year - the second time a Cowboy topped 100 catches in a season, third time an NFL tight end did it and the 75th time an NFL pass catcher reached the mark...**(12/30) at Was.:** Caught seven passes for 56 yards to reach his 800th career catch, the third tight end and 26th pass catcher to do it...Reached 800 in his 159th game, the fastest by any tight end in league history...Also finished the season with an NFL tight end record 110 catches while topping 1,000 yards (1,039) for the fourth time in his career (tied with Gonzalez for the most by an NFL tight end)...Along with Bryant's 1,000-yard season, 2012 marked the sixth time a pair of Cowboys pass catchers each topped 1,000 yards in a season.

2011 (with Dal.): Finished with a team-best 79 catches (fifth straight and sixth overall time leading the team in receptions) for a team-best 942 yards with five TDs...Logged his sixth career and fifth-straight season with 75-or-more catches for the second-most overall and the most consecutive 75-catch seasons by a league tight end...**(9/11) at NYJ:** Recorded a team-high six catches for 110 yards to extend his club tight end record of 100-yard games to 13...His 64-yard catch in the second quarter was the second-longest catch of his career...He upped his career receiving yards total to 7,077 to become the fifth Dallas Cowboy and seventh tight end in league history to reach 7,000 career yards...**(9/18) at SF:** Finished second on the team with seven catches for 102 yards to up his club record of 100-yard games to 14...It was also the third time in his career he had back-to-back 100-yard games...**(10/2) vs. Det.:** Led the team with a season-best eight catches for 94 yards to pass WR Bob Hayes (7,295) for fourth in receiving yards in team history...**(11/20) at Was.:** Led the team with 85 yards on three catches with a 59-yard TD...The TD was the longest scoring catch of his career and third-longest catch of his career...**(12/24) vs. Phi.:** Caught four passes for 24 yards to give him 72 catches on the season, his sixth season with 70-or-more catches and fifth straight...His five straight tied WR Michael Irvin for tops in franchise record books.

2010 (with Dal.): Selected to his seventh consecutive Pro Bowl, the most by a club tight end and sixth-most by any player at any position in club history, finishing first on the team in receptions for the fourth-straight season and topping 1,000 yards for the third time in his career...His 94 catches were second in the NFC, third in the NFL and tops among tight ends while his 1,002 receiving yards were 10th in the conference, 17th in the league and first among tight ends...His nine TDs established a career-high and tied TE Billy Joe DuPree (1978) for the club season mark in TD catches by a tight end...Selected as a captain by his teammates...**(9/19) vs. Chi.:** Became the ninth tight end in NFL history to reach 6,000 career yards in the home opener...**(11/25) vs. NO:** On Thanksgiving Day, led the team with 10 catches for 99 yards, his second double-digit reception game of the season and fifth of his career...Notched 60 catches on the season, his seventh straight, to be just the second tight end in league history with seven straight 60-plus catch seasons...**(12/12) vs. Phi.:** Led the team with seven catches for 69 yards and two TDs, his second career multiple-TD game...He topped 70 catches on the season for the fifth straight year, the second-most 70-plus catch seasons by a tight end in league history...**(12/19) vs. Was.:** Tied his season-high with 10 catches for 140 yards and a TD...Topped 600 career catches in the game to become the fourth tight end in league history with 600-or-more receptions...Accomplished the feat in 125 games...His 140 yards upped his club tight end record of 100-yard games to 12 and were the second-most of his career...Passed TE Kellen Winslow Sr. (6,741) for seventh all-time while his TD catch was his seventh of the season to tie his single-season career-high...**(12/25) at Ari.:** Led the team with eight receptions for 45 yards and a TD to establish a tie-season career-high (second among club tight ends) with eight TDs...He upped his receptions total to 90, marking his third career 90-catch season, the second-most by a tight end in league history...**(1/2/11) at Phi.:** Finished with four catches for 46 yards and a TD...Totaled 1,002 yards, his third career 1,000-yard season to tie Winslow Sr. and TE Shannon Sharpe for the second-most in league history...His nine TDs on the year established a career high while his five straight games with a TD catch is also a career best.

2009 (with Dal.): Named to his sixth consecutive Pro Bowl after finishing with 1,030 receiving yards...His team-leading 94 receptions were third in the NFC, tops among tight ends and ninth in the NFL, second among tight ends...**(9/13) at TB:** Reached 5,000 receiving yards to become the sixth pass catcher in team history to accomplish the feat...**(9/20) vs. NYG:** Posted a team-high five catches for 33 yards and one TD in the first game at AT&T Stadium...**(10/4) at Den.:** Topped 450 career receptions in the game, becoming the fifth pass catcher in team history to reach 450...Reached 450 receptions in 99 games - the second fastest behind WR Michael Irvin's 96 games...Played in his 100th career game...Ranked second in receptions and third in yards compared to the NFL's all-time tight end receptions leaders through their first 100 career games...**(10/25) at Atl.:** Passed Frank Clarke (5,214) for fifth on Dallas' all-time receiving yards chart...**(11/26) vs. Oak.:** Finished with five catches for a season-best 107 yards...Was his first 100-yard game of the season, ninth of his career and second consecutive 100-yard Thanksgiving Day game...**(12/6) at NYG:** Led the team with 14 receptions for 156 yards, marking his second career back-to-back 100-yard performance and his club tight end record 10th of his career...His 14 catches gave him 502 for his career, making him the sixth tight end in league history to reach 500 career catches, doing so in the second-fewest games (107)...**(12/9) vs. NO:** Recorded five catches for 44 yards to give him 5,772 for his career, allowing him to secure 10th on the NFL's all-time tight end receiving yards list...**(12/27) at Was.:** In the playoff-clinching win, led the team with 117 receiving yards (six catches) with a career-long 69-yard catch...Made his 100th career start and his 11th career 100-yard game...**Postseason: (1/3/10) vs. Phi.:** Finished with six catches for 76 yards with one TD as the team clinched its 17th NFC East Division title...Finished with 1,030 yards, his second 1,000-yard receiving season and the second time in club history a tight end has reached 1,000 yards (Witten in 2007 with 1,145)...His six receptions gave him 94 for season, the third-most at any position in a season in club history...Became just the third tight end in league history to post multiple 90-catch and 1,000-yard seasons (2007 and 2009)...He joined Gonzalez (2000, 2004, 2007 and 2008) and Todd Christensen (1983 and 1986) as the only tight ends to accomplish the feat...**(1/17/10) at Min.:** Led the team with postseason career bests in catches (10) and yards (98)...His 98 yards were second by a tight end in club postseason history...Recorded 293 postseason receiving yards - 12th all-time in team postseason history...His 10 catches were second by a tight end in a playoff game in club history.

2008 (with Dal.): Earned his fifth consecutive trip to the Pro Bowl, leading the team and finishing sixth in the NFC and second among tight ends with 81 receptions for 952 yards...Those marks ranked second on the team, 13th in the NFL and second among tight ends...Also posted and four TDs...Became the fifth tight ends in league history to have 60-or-more catches in five consecutive seasons and the 10th tight end to have back-to-back 70-plus reception seasons...Joined WR Michael Irvin as the only two Dallas pass catchers with three seasons of at least 80 catches and joined WR Terrell Owens as the only players in team history to record back-to-back 80-catch seasons...**(9/7) at Cle.:** Led the team with 96 yards to become the sixth player in club history to reach 4,000 career receiving yards and a team-high tying six catches in the season opener...**(9/15) vs. Phi.:** Finished the game with team highs for receptions (seven) and yards (110)...**(9/28) vs. Was.:** Tied for the team lead with seven catches for a team-best 90 yards with his first TD of the season, tying TE Jay Novacek for 10th in club history with 22 TD catches...**(11/2) at NYG:** Played with a broken rib suffered the previous week and failed to catch a pass for the first time in 74 games...**(11/27) vs. Sea.:** On Thanksgiving Day, finished with a team and season-high nine catches for 115 yards and a TD...Became the fifth Dallas pass catcher to reach 400 career receptions...**(12/20) vs. Bal.:** Led the team with 87 yards and a TD, the final Cowboys TD at Texas Stadium, while tallying five catches in the final game at Texas Stadium...**(12/28) at Phi.:** Led the club with seven catches for 50 yards and completed his first career pass attempt for 42 yards to Terrell Owens after taking a lateral from QB TonyRomo.

2007 (with Dal.): Put together the most prolific pass catching season by a tight end in club history to date, establishing then-franchise tight end records for catches (96 - third in the NFC) a career best in receiving yards (1,145 - 14th in the league, second among tight ends) and a then career-high seven TDs...Named to his fourth consecutive Pro Bowl, good for the second-most by a tight end in club history (TE Jay Novacek, five)...Was one of a league-record 13 Cowboys to play in the all-star game...Also earned All-NFL Team honors by the Pro Football Writers...Became the eighth tight end in league history to record at least 60 receptions in four consecutive seasons...**(9/23) at Chi.:** Added six catches for 90 yards and a TD to pass 3,000 career receiving yards, the fourth tight end in franchise history to accomplish that feat, joining TE Doug Cosbie (3,728), Novacek (3,576) and TE Billy Jo DuPree (3,565)...**(11/20) vs. GB:** With six receptions (65 total), marked his fourth consecutive season with 60-or-more catches to become the eighth tight end in NFL history and first in team history to accomplish that feat...**(12/16) vs. Phi.:** Added 113 yards on eight catches to become the first tight end in franchise history to record back-to-back 100-yard games...The Eagles game allowed him to pass 1,000 receiving yards on the season, the first time in team history and 13th time in NFL history that a tight end topped 1,000 receiving yards in a season.

2006 (with Dal.): Continued his emergence as one of the NFL's elite tight ends, earning his third consecutive Pro Bowl appearance after ranking second in the NFC, sixth in the NFL among tight ends with 64 catches and 754 yards...Became the first tight end in Cowboys history to have at least 60 receptions in three consecutive seasons, and one of just 10 tight ends in NFL history to accomplish that feat...**(10/8) vs. Phi.:** Recorded his 200th career catch with four catches for 51 yards...**(10/29) at Car.:** Logged a season-high seven catches for 80 yards and a TD in QB Tony Romo's first career start...**(1/6/07) at Sea.:** In his second career playoff game, had a team-high 57 receiving yards.

2005 (with Dal.): Became the first Dallas tight end to have at least 65 receptions in consecutive seasons and was named to his second consecutive Pro Bowl, the fourth club tight end to have made multiple Pro Bowl appearances - TEs Jay Novacek (five), Doug Cosbie (three) and Billy Joe DuPree (three)...Among tight ends, finished third in the NFC and sixth in the NFL with 66 receptions; fourth in the NFC and seventh in the NFL with 757 receiving yards; and fourth in the NFC and tied for sixth in the NFL with six TDs...**(12/11) vs. KC:** Posted a season-high 93 yards and a TDs on seven catches.

2004 (with Dal.): In just his second pro season, became the first Dallas tight end to make the Pro Bowl since TE Jay Novacek in 1995, leading the team with 87 catches and a then career-high six TD catches...The 87 catches ranked first in the NFC and second in the NFL among tight ends...Joined TE Doug Cosbie as the only tight ends to lead Dallas in receptions in a season...Was second on the team with 980 receiving yards, 12th in the NFC and 27th in the league, while finishing first among NFC tight ends and second among league tight ends...**(9/27) at Was.:** Scored his first TD of the season on a 10-yard catch...**(10/24) at GB:** Led the team with eight catches for 112 yards and a TD, the first 100-yard receiving game by a Dallas tight end since 1995...Had a long 42-yard TD reception against the Packers, the longest catch by a Dallas tight end since Cosbie's 61-yard TD reception at the Giants on Oct. 30, 1983...**(10/31) vs. Det.:** Set a season-high with nine catches, the most by a Dallas tight end since Novacek had

11 against Green Bay on Jan. 8, 1995...Added 84 yards and a TD...**(11/17) vs. Phi.**: Set season-highs for receiving yards (133) and TDs...Moved past Cosbie's club tight end record for receiving yards in a season (793 yards) on his first catch, and his second catch moved him past Novacek's club tight end record for receptions in a season by a tight end (68 receptions), finishing the game with a team-high six catches for 66 yards.

2003 (with Dal.): Finished his rookie season with 35 receptions, fourth among rookies and tops among rookie tight ends...**(9/7) vs. Atl.**: Made his NFL debut and first start in the season opener, when the Cowboys opened with two tight ends and logged his first career catch for 13 yards...**(10/5) vs. Ari.**: Tied for the team lead with four receptions for 41 yards before suffering a fractured jaw in the fourth quarter...**(11/27) vs. Mia.**: Posted season highs of eight receptions and 58 yards - the most receptions in a game by a Dallas tight end since TE Eric Bjornson had eight at San Francisco Nov. 10, 1996...**(12/21) vs. NYG**: Had one catch, a season-long 36-yard reception that resulted in his first career TD to give Dallas a 10-3 lead in a game Dallas won 19-3 to clinch a playoff berth.

COLLEGE: Left Tennessee after his junior season but still finished third all-time among the school's tight ends with 68 career receptions and fourth all-time with 797 receiving yards...As a junior, set single-season school records for a tight end in receptions (39) and receiving yards (493) with five TDs...Selected as a consensus All-Southeastern Conference pick after leading the conference's tight ends in receptions and receiving yards while also being an Academic All-SEC pick...Played in every game as a sophomore, including three starts, and finished third on the team with 28 receptions for 293 yards (10.5 yards-per-catch) and two TDs...Because of a shortage of players, was moved from defensive end to tight end as a freshman and backed up TE John Finlayson and played in 11 games, with two starts...Was an Arts and Sciences major at Tennessee.

PERSONAL: Attended Elizabethton (Tenn.) High School, where he was a consensus All-America selection at linebacker by PrepStar, Parade, Gridiron Greats, USA Today, Blue Chip Illustrated, and Street and Smith...Also played tight end, adding 26 receptions for 345 yards and 14 TDs...Averaged 15.0 points and 12.0 rebounds per-game for the basketball team...His wife, Michelle, is an emergency room nurse at a local hospital in Dallas...They have two sons, C.J. and Cooper, and two daughters, Landry and Hadley...Named the 2012 Walter Payton Man of the Year for his contributions to society off-the-field while handling himself in an exemplary fashion in uniform...2012 Bart Starr Award Recipient for character and leadership in the home, on the field and in the community.

SINGLE-GAME HIGHS: RECEIVING: Receptions – 18, 10/28/11 vs. NYG. Yards – 167, 10/28/11 vs. NYG. Long – 69, 12/27/09 at Was. Touchdowns – 2, five times; last: 9/13/15 at Cle.

JASON WITTEN'S CAREER STATISTICS

Year	Team	GP	GS	RECEIVING					RUSHING					TOTAL OFFENSE
				Rec.	Yds.	Avg.	Lg.	TD	Att.	Yds.	Avg.	Lg.	TD	
2003	Dallas	15	7	35	347	9.9	36t	1	0	0	-	-	0	347
2004	Dallas	16	15	87	980	11.3	42t	6	0	0	-	-	0	980
2005	Dallas	16	16	66	757	11.5	34	6	0	0	-	-	0	757
2006	Dallas	16	16	64	754	11.8	42	1	0	0	-	-	0	754
2007	Dallas	16	16	96	1,145	11.9	53	7	0	0	-	-	0	1145
2008	Dallas	16	16	81	952	11.8	42	4	0	0	-	-	0	952
2009	Dallas	16	16	94	1,030	11.0	69	2	0	0	-	-	0	1030
2010	Dallas	16	16	94	1,002	10.7	33	9	0	0	-	-	0	1002
2011	Dallas	16	16	79	942	11.9	64	5	0	0	-	-	0	942
2012	Dallas	16	16	110	1,039	9.4	36	3	0	0	-	-	0	1039
2013	Dallas	16	16	73	851	11.7	34	8	0	0	-	-	0	851
2014	Dallas	16	16	64	703	11.0	34	5	0	0	-	-	0	703
2015	Dallas	16	16	77	713	9.3	35	3	0	0	-	-	0	713
2016	Dallas	16	16	69	673	9.8	35	3	0	0	-	-	0	673
2017	Dallas	16	16	63	560	8.9	28	5	0	0	-	-	0	560
2018				(RESERVE/RETIRED LIST)										
2019	Dallas	16	16	63	529	8.4	33	4	0	0	-	-	0	529
Totals		255	246	1,215	12,977	10.7	69	72	0	0	-	-	0	12,977
POSTSEASON														
2003	Dallas	1	1	4	30	7.5	12	0	0	0	-	-	30	30
2006	Dallas	1	1	3	57	19.0	32	0	0	0	-	-	57	57
2007	Dallas	1	1	7	81	11.6	20	0	0	0	-	-	81	81
2009	Dallas	2	2	14	125	8.9	22	0	0	0	-	-	125	125
2014	Dallas	2	2	11	134	12.2	21	0	0	0	-	-	134	134
2016	Dallas	1	1	6	59	9.8	15	1	0	0	-	-	59	59
2018	Dallas			(RESERVE/RETIRED LIST)										
Totals		8	8	45	486	10.8	32	0	0	0	-	-	486	486

JASON WITTEN GAME-BY-GAME

2019, DALLAS (8-8)

Date	Opp.	W/L	GP/GS	RECEIVING					TD
				Rec.	Yds.	Avg.	Lg.	TD	
9/8	NYG	W	1/1	3	15	5.0	6	1	
9/15	at Was.	W	1/1	4	25	6.3	18	1	
9/22	Mia.	W	1/1	3	54	18.0	33	0	
9/29	at NO	L	1/1	4	50	12.5	16	0	
10/6	GB	L	1/1	3	29	9.7	13	0	
10/13	at NYJ	L	1/1	5	57	11.4	20	0	
10/20	Phi.	W	1/1	4	33	8.3	10	0	
11/4	at NYG	W	1/1	8	58	7.3	12	0	
11/10	Min.	L	1/1	2	17	8.5	9	0	
11/17	at Det.	W	1/1	5	33	6.6	11	0	
11/24	at NE	L	1/1	1	5	5.0	5	0	
11/28	Buf.	L	1/1	6	42	7.0	9	1	
12/5	at Chi.	L	1/1	5	37	7.4	14	0	
12/15	LAR	W	1/1	4	36	9.0	19	1	
12/22	at Phi.	L	1/1	2	14	7.0	8	0	
12/29	Was.	W	1/1	4	24	6.0	9	0	
Totals			16/16	63	529	8.4	33	4	

2017, DALLAS (9-7)

Date	Opp.	W/L	GP/GS	RECEIVING					TD
				Rec.	Yds.	Avg.	Lg.	TD	
9/10	NYG	W	1/1	7	59	8.4	12t	1	
9/17	at Den.	L	1/1	10	97	9.7	28t	2	
9/25	at Ari.	W	1/1	1	3	3.0	3	0	
10/1	LAR	L	1/1	1	9	9.0	9	0	
10/8	GB	L	1/1	8	61	7.6	14	0	
10/22	at SF	W	1/1	4	54	13.5	18t	1	
10/29	at Was.	W	1/1	3	31	10.3	16	0	
11/5	KC	W	1/1	1	5	5.0	5	0	
11/12	at Atl.	L	1/1	7	59	8.4	21	0	
11/19	Phi.	L	1/1	1	7	7.0	7	0	
11/23	LAC	L	1/1	7	44	6.3	8	0	
11/30	Was.	W	1/1	1	8	8.0	8	1	
12/10	at NYG	W	1/1	1	20	20.0	20t	1	
12/17	at Oak.	W	1/1	4	47	11.8	18	0	
12/24	Sea.	L	1/1	5	39	7.8	11	0	
12/31	at Phi.	W	1/1	2	17	8.5	9	0	
Totals			12/7	63	560	8.9	28t	6	

2016, DALLAS (13-3)

Date	Opp.	W/L	GP/GS	RECEIVING					TD
				Rec.	Yds.	Avg.	Lg.	TD	
9/11	NYG	L	1/1	9	66	7.3	17	0	
9/18	at Was.	W	1/1	3	51	17.0	29	0	
9/25	Chi.	W	1/1	2	25	12.5	18	0	
10/2	at SF	W	1/1	7	47	6.7	8	0	
10/9	Cin.	W	1/1	3	43	14.3	31	0	
10/16	at GB	W	1/1	4	42	10.5	14	0	
10/30	Phi.	W	1/1	2	16	8.0	11	1	
11/6	at Cle.	W	1/1	8	134	16.8	35	1	
11/13	at Pit.	W	1/1	6	59	9.8	14	0	
11/20	Bal.	W	1/1	5	37	7.4	11	0	
11/24	Was.	W	1/1	3	33	11.0	21	0	
12/1	at Min.	W	1/1	0	0	-	-	0	
12/11	at NYG	L	1/1	4	26	6.5	13	0	
12/18	TB	W	1/1	10	51	5.1	8	0	
12/26	Det.	W	1/1	2	33	16.5	23	1	
1/1/17	at Phi.	L	1/1	1	10	10.0	10	0	
Totals			16/16	69	673	9.8	35	3	

POSTSEASON

1/15/17	GB	L	1/1	6	59	9.8	15	1
---------	----	---	-----	---	----	-----	----	---

2015, DALLAS (4-12)

Date	Opp.	W/L	GP/GS	RECEIVING					TD
				Rec.	Yds.	Avg.	Lg.	TD	
9/13	NYG	W	1/1	8	60	7.5	15	2	
9/20	at Phi.	W	1/1	7	56	8.0	11	0	
9/27	Atl.	L	1/1	6	65	10.8	19	0	
10/4	at NO	L	1/1	4	57	14.3	28	0	
10/11	NE	L	1/1	5	33	6.6	16	0	
10/25	at NYG	L	1/1	6	73	12.2	35	0	
11/1	Sea.	L	1/1	2	16	8.0	9	0	
11/8	Phi.	L	1/1	6	43	7.2	14	0	
11/15	at TB	L	1/1	5	42	8.4	24	0	
11/22	at Mia.	W	1/1	2	27	13.5	15	0	
11/26	Car.	L	1/1	4	36	9.0	14	0	
12/7	at Was.	W	1/1	5	46	9.0	11	0	
12/13	at GB	L	1/1	5	40	8.0	10	0	
12/19	NYJ	L	1/1	5	49	9.8	15	0	
12/27	at Buf.	L	1/1	1	12	12.0	12	0	
1/3/16	Was.	L	1/1	6	58	9.7	22	1	
Totals			16/16	77	713	9.3	35	3	

JASON WITTEN GAME-BY-GAME

2014, DALLAS (12-4)

Date	Opp.	W/L	GP/GS	RECEIVING					TD
				Rec.	Yds.	Avg.	Lg.	TD	
9/7	SF	L	1/1	2	14	7.0	7	0	
9/14	at Ten.	W	1/1	4	32	8.0	15	0	
9/21	at StL.	W	1/1	4	49	12.3	15	0	
9/28	NO	W	1/1	5	61	12.2	16	0	
10/5	Hou.	W	1/1	4	59	14.8	34	0	
10/12	at Sea.	W	1/1	2	24	12.0	21	1	
10/19	NYG	W	1/1	2	27	13.5	15	0	
10/27	Was.	L	1/1	5	70	14.0	25t	1	
11/2	Ari.	L	1/1	6	62	10.3	24	0	
11/9	at Jac.	W	1/1	5	33	6.6	15	1	
11/23	at NYG	W	1/1	4	30	7.5	15	1	
11/27	Phi.	L	1/1	1	8	8.0	8	0	
12/4	at Chi.	W	1/1	2	26	13.0	19	0	
12/14	at Phi.	W	1/1	7	69	9.9	21	0	
12/21	Ind.	W	1/1	7	90	12.9	25t	1	
12/28	at Was.	W	1/1	4	49	12.3	18	0	
Totals			16/16	64	703	11.0	34	5	
POSTSEASON									
1/4/15	Det.	W	1/1	5	63	12.6	21	0	
1/11/15	at GB	L	1/1	6	71	11.8	18	0	
Totals			1/1	11	134	12.5	21	5	

2013, DALLAS (8-8)

Date	Opp.	W/L	GP/GS	RECEIVING					TD
				Rec.	Yds.	Avg.	Lg.	TD	
9/8	NYG	W	1/1	8	70	8.8	21	2	
9/15	at KC	L	1/1	3	12	4.0	10	0	
9/22	StL.	W	1/1	5	67	13.4	23	0	
9/29	at SD	L	1/1	5	43	8.6	11	0	
10/13	Den.	L	1/1	7	121	17.3	27	1	
10/20	Was.	W	1/1	3	27	9.0	14	0	
10/28	at Phi.	W	1/1	4	48	12.0	26	0	
11/3	at Det.	L	1/1	2	15	7.5	13	0	
11/10	Min.	W	1/1	8	102	12.8	26t	1	
11/17	at NO	L	1/1	2	27	13.5	19	0	
11/24	at NYG	W	1/1	4	37	9.3	20t	2	
12/1	Oak.	W	1/1	3	53	17.7	22	0	
12/8	at Chi.	L	1/1	1	10	10.0	10t	1	
12/15	GB	L	1/1	4	71	17.8	27	1	
12/22	at Was.	W	1/1	2	13	6.5	8	0	
12/29	Phi.	L	1/1	12	135	11.3	34	0	
Totals			16/16	73	851	11.7	34	8	

2012, DALLAS (8-8)

Date	Opp.	W/L	GP/GS	RECEIVING					TD
				Rec.	Yds.	Avg.	Lg.	TD	
9/5	at NYG	W	1/1	2	10	5.0	7	0	
9/16	at Sea.	L	1/1	4	58	14.5	23	0	
9/23	TB	W	1/1	2	8	4.0	5	0	
10/1	Chi.	L	1/1	13	112	8.6	21	1	
10/14	at Bal.	L	1/1	6	88	14.7	35	0	
10/21	at Car.	W	1/1	6	44	7.3	11	0	
10/28	NYG	L	1/1	18	167	9.3	20	0	
11/4	at Atl.	L	1/1	7	51	7.3	11	0	
11/11	at Phi.	W	1/1	8	47	5.9	15	0	
11/18	Cle.	W	1/1	7	51	7.3	10	0	
11/22	Was.	L	1/1	9	74	8.2	15	0	
12/2	Phi.	W	1/1	6	108	18.0	36	0	
12/9	at Cin.	W	1/1	4	62	15.5	25	0	
12/16	Pit.	W	1/1	5	43	8.6	17t	2	
12/23	NO	L	1/1	6	60	10.0	19	0	
12/30	at Was.	L	1/1	7	56	8.0	14	1	
Totals			16/16	110	1,039	9.4	36	4	

2011, DALLAS (8-8)

Date	Opp.	W/L	GP/GS	RECEIVING					TD
				Rec.	Yds.	Avg.	Lg.	TD	
9/11	at NYJ	L	1/1	6	110	18.3	64	0	
9/18	at SF	W	1/1	7	102	14.6	25	0	
9/26	Was.	W	1/1	6	60	10.0	23	0	
10/2	Det.	L	1/1	8	94	11.8	37	1	
10/16	at NE	L	1/1	4	48	12.0	20	1	
10/23	StL.	W	1/1	5	35	7.0	18	1	
10/30	at Phi.	L	1/1	4	28	7.0	12	0	
11/6	Sea.	W	1/1	4	71	17.8	33t	1	
11/13	Buf.	W	1/1	5	37	7.4	17	0	
11/20	at Was.	W	1/1	3	85	28.3	59t	1	
11/24	Mia.	W	1/1	4	43	10.8	23	0	
12/4	at Ari.	L	1/1	5	47	9.4	28	0	
12/11	NYG	L	1/1	3	12	4.0	6	0	
12/17	at TB	W	1/1	4	77	19.3	28	0	
12/24	Phi.	L	1/1	4	24	6.0	10	0	
1/1/12	at NYG	L	1/1	7	69	9.9	20	0	
Totals			16/16	79	942	11.9	64	5	

JASON WITTEN GAME-BY-GAME

2010, DALLAS (6-10)

Date	Opp.	W/L	GP/GS	RECEIVING					TD
				Rec.	Yds.	Avg.	Lg.	TD	
9/12	at Was.	L	1/1	3	27	9.0	14	0	
9/19	Chi.	L	1/1	5	51	10.2	23	0	
9/26	at Hou.	W	1/1	7	56	8.0	14	0	
10/10	Ten.	L	1/1	5	84	16.8	31	1	
10/17	at Min.	L	1/1	3	52	17.3	30	0	
10/25	NYG	L	1/1	9	95	10.6	24	1	
10/31	Jac.	L	1/1	10	97	9.7	27	1	
11/7	at GB	L	1/1	3	44	14.7	30	0	
11/14	at NYG	W	1/1	1	7	7.0	7	0	
11/21	Det.	W	1/1	4	48	12.0	16	0	
11/25	NO	L	1/1	10	99	9.9	20	0	
12/5	at Ind.	W	1/1	5	42	8.4	19	1	
12/12	Phi.	L	1/1	7	69	9.9	22t	2	
12/19	Was.	W	1/1	10	140	14.0	33	1	
12/25	at Ari.	L	1/1	8	45	5.6	14	1	
1/2/11	at Phi.	W	1/1	4	46	11.5	33	1	
Totals			16/16	94	1,002	10.7	33	9	

2009, DALLAS (11-5)

Date	Opp.	W/L	GP/GS	RECEIVING					TD
				Rec.	Yds.	Avg.	Lg.	TD	
9/13	at TB	W	1/1	5	71	14.2	20	0	
9/20	Phi.	L	1/1	5	33	6.6	13	1	
9/28	Car.	W	1/1	9	77	8.6	22	0	
10/4	at Den.	L	1/1	4	31	7.8	9	0	
10/11	at KC	W	1/1	5	47	9.4	11	0	
10/25	Atl.	W	1/1	5	53	10.6	22	0	
11/1	Sea.	W	1/1	4	36	9.0	18	0	
11/8	at Phi.	W	1/1	7	43	6.1	10	0	
11/15	at GB	L	1/1	5	47	9.4	14	0	
11/22	Was.	W	1/1	5	43	8.6	13	0	
11/26	Oak.	W	1/1	5	107	21.4	44	0	
12/6	at NYG	L	1/1	14	156	11.1	32	0	
12/13	SD	L	1/1	4	49	12.3	26	0	
12/19	at NO	W	1/1	5	44	8.8	21	0	
12/27	at Was.	W	1/1	6	117	19.5	69	0	
1/3/10	Phi.	W	1/1	6	76	12.7	25	1	
Totals			16/16	94	1,030	11.0	69	2	
POSTSEASON									
1/9/10	Phi.	W	1/1	4	27	6.8	18	0	
1/17/10	at Min.	L	1/1	10	98	9.8	22	0	
Totals			1/1	14	125	8.9	22	0	

2008, DALLAS (7-9)

Date	Opp.	W/L	GP/GS	RECEIVING					TD
				Rec.	Yds.	Avg.	Lg.	TD	
9/7	at Cle.	W	1/1	6	96	16.0	22	0	
9/15	Phi.	W	1/1	7	110	15.7	42	0	
9/21	at GB	W	1/1	7	67	9.6	22	0	
9/28	Was.	L	1/1	7	90	12.9	21t	1	
10/5	Cin.	W	1/1	8	79	9.9	29	1	
10/12	at Ari.	L	1/1	4	55	13.8	30	0	
10/19	at StL.	L	1/1	6	44	7.3	16	0	
10/26	TB	W	1/1	1	8	8.0	8	0	
11/2	at NYG	L	1/1	0	0	-	-	0	
11/16	at Was.	W	1/1	2	34	17.0	28	0	
11/23	SF	W	1/1	1	11	11.0	11	0	
11/27	Sea.	W	1/1	9	115	12.8	36	1	
12/7	at Pit.	L	1/1	6	62	10.3	22	0	
12/14	NYG	W	1/1	5	44	8.8	13	0	
12/20	Bal.	L	1/1	5	87	17.4	35	1	
12/28	at Phi.	L	1/1	7	50	7.1	17	0	
Totals			16/16	81	952	11.8	42	4	

2007, DALLAS (13-3)

Date	Opp.	W/L	GP/GS	RECEIVING					TD
				Rec.	Yds.	Avg.	Lg.	TD	
9/9	NYG	W	1/1	6	116	19.3	38	1	
9/16	at Mia.	W	1/1	2	27	13.5	14	0	
9/23	at Chi.	W	1/1	6	90	15.0	34	1	
9/30	StL.	W	1/1	6	71	11.8	18	1	
10/8	at Buf.	W	1/1	9	103	11.4	22t	1	
10/14	NE	L	1/1	3	47	15.7	25	0	
10/21	Min.	W	1/1	10	86	8.6	13	0	
11/4	at Phi.	W	1/1	3	77	25.7	53	1	
11/11	at NYG	W	1/1	2	12	6.0	8	0	
11/18	Was.	W	1/1	8	67	8.4	23	0	
11/22	NYJ	W	1/1	4	54	13.5	25t	1	
11/29	GB	W	1/1	6	67	11.2	15	0	
12/9	at Det.	W	1/1	15	138	9.2	16t	1	
12/16	Phi.	L	1/1	8	113	14.1	53	0	
12/22	at Car.	W	1/1	6	53	8.8	22	0	
12/30	at Was.	L	1/1	2	24	12.0	16	0	
Totals			16/16	96	1,145	11.9	53	7	
POSTSEASON									
1/13/08	NYG	L	1/1	7	81	11.6	20	0	

JASON WITTEN GAME-BY-GAME

2006, DALLAS (9-7)

Date	Opp.	W/L	GP/GS	RECEIVING					TD
				Rec.	Yds.	Avg.	Lg.	TD	
9/10	at Jac.	L	1/1	3	33	11.0	15	0	
9/17	Was.	W	1/1	4	45	11.3	22	0	
10/1	at Ten.	W	1/1	2	19	9.5	11	0	
10/8	at Phi.	L	1/1	4	51	12.8	17	0	
10/15	Hou.	W	1/1	3	17	5.7	13	0	
10/23	NYG	L	1/1	4	72	18.0	31	0	
10/29	at Car.	W	1/1	6	80	13.3	26	1	
11/5	at Was.	L	1/1	5	50	10.0	28	0	
11/12	at Ari.	W	1/1	5	58	11.6	22	0	
11/19	Ind.	W	1/1	3	25	8.3	11	0	
11/23	TB	W	1/1	3	30	10.0	13	0	
12/3	at NYG	W	1/1	3	73	24.3	42	0	
12/10	NO	L	1/0	4	33	8.3	18	0	
12/16	at Atl.	W	1/1	5	56	11.2	19	0	
12/25	Phi.	L	1/1	6	50	8.3	13	0	
12/31	Det.	L	1/1	4	62	15.5	24	0	
Totals			16/15	64	754	11.8	42	1	

POSTSEASON

1/6/07 at Sea. L 1/1 3 57 19.0 32 0

2005, DALLAS (9-7)

Date	Opp.	W/L	GP/GS	RECEIVING					TD
				Rec.	Yds.	Avg.	Lg.	TD	
9/11	at SD	W	1/1	1	12	12.0	12	0	
9/19	Was.	L	1/1	4	35	8.8	13	0	
9/25	at SF	W	1/1	6	85	14.2	26	1	
10/2	at Oak.	L	1/1	5	49	9.8	15	0	
10/9	Phi.	W	1/1	7	80	11.4	19	0	
10/16	NYG	W	1/1	5	56	11.2	26	1	
10/23	at Sea.	L	1/1	2	47	23.5	34	0	
10/30	Ari.	W	1/1	5	71	14.2	34	0	
11/14	at Phi.	W	1/1	3	27	9.0	14	0	
11/20	Det.	W	1/1	2	15	7.5	10	0	
11/24	Den.	L	1/1	9	82	9.1	18	1	
12/4	at NYG	L	1/1	1	5	5.0	5	0	
12/11	KC	W	1/1	7	93	13.3	26t	1	
12/18	at Was.	L	1/1	4	41	10.3	29	1	
12/24	at Car.	W	1/1	1	9	9.0	9	0	
1/1/06	StL.	L	1/1	4	50	12.5	19t	1	
Totals			16/16	66	757	11.5	34	6	

2004, DALLAS (6-10)

Date	Opp.	W/L	GP/GS	RECEIVING					TD
				Rec.	Yds.	Avg.	Lg.	TD	
9/12	at Min.	L	1/0	3	17	5.7	12	0	
9/19	Cle.	W	1/1	6	82	13.7	24	0	
9/27	Was.	W	1/1	3	22	7.3	10t	1	
10/10	NYG	L	1/1	5	35	7.0	10	0	
10/17	Pit.	L	1/1	5	39	7.8	15	0	
10/24	at GB	L	1/1	8	112	14.0	42t	1	
10/31	Det.	W	1/1	9	84	9.3	17t	1	
11/7	at Cin.	L	1/1	6	97	16.2	33	0	
11/15	Phi.	L	1/1	9	133	14.8	29t	2	
11/21	at Bal.	L	1/1	3	29	9.7	13	0	
11/25	Chi.	W	1/1	1	17	17.0	17	0	
12/6	at Sea.	W	1/1	5	61	12.2	22	0	
12/12	NO	L	1/1	4	59	14.8	21	0	
12/19	at Phi.	L	1/1	6	66	11.0	17	0	
12/26	Was.	W	1/1	6	50	8.3	14	0	
1/2/05	at NYG	L	1/1	8	77	9.6	23	1	
Totals			16/15	87	980	11.3	42t	6	

2003, DALLAS (10-6)

Date	Opp.	W/L	GP/GS	RECEIVING					TD
				Rec.	Yds.	Avg.	Lg.	TD	
9/7	Atl.	L	1/1	1	13	13.0	13	0	
9/15	at NYG	W	1/1	2	25	12.5	15	0	
9/28	at NYJ	W	1/0	0	0	-	-	0	
10/5	Ari.	W	1/1	4	41	10.3	18	0	
10/12	Phi.	W							(INACTIVE - JAW)
10/19	at Det.	W	1/0	0	0	-	-	0	
10/26	at TB	L	1/0	1	15	15.0	15	0	
11/2	Was.	W	1/0	0	0	-	-	0	
11/9	Buf.	W	1/0	3	24	8.0	13	0	
11/16	at NE	L	1/1	1	6	6.0	6	0	
11/23	Car.	W	1/0	6	49	8.2	13	0	
11/27	Mia.	L	1/1	8	58	7.3	17	0	
12/7	at Phi.	L	1/1	3	35	11.7	18	0	
12/14	at Was.	W	1/0	0	0	-	-	0	
12/21	NYG	W	1/0	1	36	36.0	36t	1	
12/28	at NO	L	1/1	5	45	9.0	12	0	
Totals			15/7	35	347	9.9	36t	1	

POSTSEASON

1/3/04 at Car. L 1/1 4 30 7.5 12 0

70 SAM YOUNG

Position: **Tackle**
HT/WT: **6-8/302**
Acquired: **FA-'20**

Hometown: **Coral Springs, Fla.**
College: **Notre Dame**

Born: **06/24/87**
NFL Season: **11**
Raiders Season: **1**



TRANSACTIONS: Selected by Dallas Cowboys in the sixth round (179th overall) of the 2010 NFL Draft, April 24, 2010...Waived by Cowboys, Sept. 5, 2011...Claimed via waivers by Buffalo Bills, Sept. 6, 2011...Waived by Bills, Oct. 7, 2013...Claimed via waivers by Jacksonville Jaguars, Oct. 8, 2013...Signed by Miami Dolphins as an unrestricted free agent, Mar. 11, 2016...Signed by San Francisco 49ers as a free agent, Sept. 20, 2019...Waived by 49ers, Nov. 7, 2019...Signed by Las Vegas Raiders as a free agent, May 6, 2020.

CAREER: Veteran lineman enters his 11th NFL season and first with the Raiders...In 2019, appeared in four games with the San Francisco 49ers...Played in 30 games with eight starts for the Miami Dolphins from 2016-18...Appeared in 36 games with nine starts over three seasons (2013-15) with the Jacksonville Jaguars...Played in 20 games with four starts with the Buffalo Bills from 2011-13...Appeared in two contests with the Dallas Cowboys after being selected by the club in the 2010 NFL Draft...Career totals include 92 games played with 21 starts.

2019 (with SF): Appeared in four games and was inactive for two contests after joining the 49ers ahead of the Week 3 contest...**(10/13) at LAR:** Was part of an offensive line that helped pave the way for RB Tevin Coleman who registered 18 carries for 45 yds and a 2-yard TD run, marking his second TD of the season and 20th of his career...**(10/20) at Was.:** Saw action along the line and allowed QB Jimmy Garoppolo to rush for a career-high 20 yards on four attempts...**(10/27 vs. Car.:** Was part of a unit that helped the 49ers offense rush for 232 yards and five TDs on 38 carries (6.1 avg.), marking the most rushing TDs by the 49ers in a single game since 1992...Helped Coleman rush for 105 yds. and a career-high tying three TDs on 11 carries (9.5 avg.), while RB Raheem Mostert registered a 41-yard TD run, marking his first TD of the season...**(10/31) at Ari.:** Saw action along the offensive line and allowed Garoppolo to throw for 317 yds, a career-high four TDs and a career-high passer rating of 136.9.

2018 (with Mia.: Played in 12 games with one start...Was inactive for three games...**(9/30) at NE:** Saw action along the offensive line...**(10/7) at Cin.:** Entered the game at left tackle for an injured T Laremy Tunsil in the fourth quarter...**(11/11) at GB:** Started at right tackle in place of an injured T Ja'Wuan James...**(11/25) at Ind.:** Saw action on special teams...**(12/2) vs. Buf.:** Appeared on special teams...**(12/9) vs. NE:** Saw action on special teams...**(12/16) at Min.:** Appeared exclusively on special teams...**(12/23) vs. Jac.:** Saw action on special teams...**(12/30) at Buf.:** Saw action on special teams.

2017 (with Mia.: Appeared in 10 games with six starts...Was inactive for six contests...**(10/26) at Bal.:** Appeared exclusively on special teams...**(11/5) vs. Oak.:** Was part of an offensive line that allowed QB Jay Cutler to pass for 311 yards and three TDs...**(11/13) at Car.:** Appeared along an offensive line that did not allow a sack in the contest...**(11/19) vs. TB:** Saw significant action along an offensive line that helped the Dolphins record 448 total net yards on offense...**(11/26) at NE:** Started at right tackle and played every offensive snap...**(12/3) vs. Den.:** Started at right tackle...Blocked for RB Kenyan Drake, who rushed for 120 yards and one TD in the victory, marking his first career 100-yard rushing performance...**(12/11) vs. NE:** Started at right tackle and helped Drake rush for 114 yards, recording his second straight 100-yard rushing performance...**(12/17) at Buf.:** Started at right tackle and helped pave the way for 100 total net yards rushing...**(12/24) at KC:** Started at right tackle along an offensive line that did not allow a sack, helping Cutler pass for 286 yards and one TD...**(12/31) vs. Buf.:** Started at right tackle.

2016 (with Mia.: Played in eight games with one start...Was inactive for three games...**(10/23) vs. Buf.:** Saw action on the offensive line and special teams...**(11/20) at LAR:** Saw action along the offensive line...**(11/27) vs. SF:** Started at left tackle...Allowed time for QB Ryan Tannehill to complete 20-of-30 passes (66.7 pct.) for 285 yards and three TDs...**(12/4) at Bal.:** Saw action on special teams...**(12/17) at NYJ:** Appeared on the offensive line and special teams...**(12/24) at Buf.:** Saw action at tackle and on special teams...**(1/1) vs. NE:** Played exclusively on special teams...**Postseason: (1/8/17) at Pit.:** Inactive for the AFC Wildcard game.

2015 (with Jac.: Appeared in all 16 games for the first time in his career, making three starts (two at left tackle and one at right tackle)...**(9/13) vs. Car.:** Replaced T Luke Joeckel, who left the game with an ankle injury, and played 28 snaps on offense...**(9/20) vs. Mia.:** Started at left tackle, helping pave the way for 123 rushing yards while not allowing a sack...**(9/27) at NE:** Started at left tackle...**(10/4) at Ind.:** Saw action on special teams...**(10/11) at TB:** Saw action on special teams...**(10/18) vs. Hou.:** Saw action on special teams...**(10/25) vs. Buf.:** Saw action on special teams...**(11/8) at NYJ:** Saw action on special teams...**(11/15) at Bal.:** Appeared primarily on special teams...**(11/19) vs. Ten.:** Saw action on special teams...**(11/29) vs. SD:** Saw action on special teams...**(12/6) at Ten.:** Saw action on special teams...**(12/13) vs. Ind.:** Saw action on special teams...**(12/20) vs. Atl.:** Saw action on special teams...**(12/27) at NO:** Saw action on special teams and replaced an injured T Jerme Parnell at right tackle...**(1/3/16) at Hou.:** Started at right tackle.

2014 (with Jac.: Played in nine games with six starts at right tackle...Was inactive for seven games...**(9/7) at Phi.:** Saw action on special teams...**(9/14) at Was.:** Saw action at right tackle and special teams...**(9/21) at Ind.:** Made first career start at right tackle with Jaguars and fifth overall...**(9/28) at SD:** Started at right tackle...**(10/5) vs. Pit.:** Saw action on special teams...**(12/7) vs. Hou.:** Started at right tackle...**(12/14) at Bal.:** Started at right tackle...**(12/18) vs. Ten.:** Started at right tackle and was part of an offensive line that paved the way for 177 rushing yards and two TDs...**(12/28) at Hou.:** Started at right tackle.

AT A GLANCE

- Has appeared in 92 games with 21 starts over 10 seasons with the Dallas Cowboys (2010), Buffalo Bills (2011-13), Jacksonville Jaguars (2013-15), Miami Dolphins (2016-18) and San Francisco 49ers (2019).
- Tied a career-high with six starts at right tackle with the Dolphins in 2017 (last: 2014 with Jacksonville).
- In 2015 with the Jaguars, played in all 16 games for the first time in his career, making three starts (two at right tackle, one at left tackle).
- Started all 50 games over four years (2006-09) at Notre Dame and became the first freshman to start the season opener for the program since 1972 as he was named first-team Freshman All-American.

2013 (with Jac. and Buf.): Played in 15 games, four for Buffalo and 11 for Jacksonville...Began season with Bills before being released on Oct. 7...Claimed via waivers by the Jaguars on Oct. 8...(10/13) at Den.: Made Jaguars debut and saw action on special teams...(11/10) at Ten.: Saw action on offense and special teams.

2012 (with Buf.): Played in 12 games with four starts at right tackle...Was inactive for four games...Helped RB C.J. Spiller rush for 1,244 yards (6.0 avg.), ranking in the top 10 for rushing average (third) and yards (eighth)...(12/9) vs. StL.: Made his first NFL start at right tackle...(12/16) vs. Sea.: Started at right tackle and helped Spiller rush for 108 yards and one TD...(12/23) at Mia.: Started at right tackle and paved the way for Spiller to rush for 138 yards...(12/30) vs. NYJ: Started at right tackle and allowed QB Ryan Fitzpatrick to pass for 225 yards while not allowing a sack in the season finale.

2011 (with Buf. and Dal.): Played in four games and was inactive for 12 games with the Bills after spending training camp with Dallas...(10/9) vs. Phi.: Was part of an offensive line that paved the way for RB Fred Jackson to record 196 yards of total offense in the win...(10/16) at NYG: Helped pave the way for Jackson to rush for 121 yards and one TD...(10/30) vs. Was.: Helped the offensive line allow time for QB Ryan Fitzpatrick to throw for 262 yards and two TDs...(1/1) at NE: Was part of an offense that recorded 402 total net yards.

2010 (with Dal.): Played in two games...Was inactive for 14 weeks...(12/25) at Ari.: Made his NFL debut.

COLLEGE: Played four years at Notre Dame (2006-09) and started all 50 games, 40 at left tackle and 10 at right tackle...Started all 12 games as a senior in 2009...In 2008, started all 13 games...As a sophomore, started all 12 games (three at right tackle, nine at left tackle)...In 2006, became the first freshman to start the season opener at the school since 1972...Was named first-team Freshman All-American.

PERSONAL: Attended St. Thomas Aquinas in Fort Lauderdale, Fla., where he was named first-team All-American and Florida Gatorade Player of the Year as a senior...Did not allow a sack over his final two seasons (2014-15)...Also participated in track and field and won a state title in shot put, setting multiple school records.

SAM YOUNG'S GAMES PLAYED/STARTED

Year	Team	GP	GS
2010	Dallas	2	0
2011	Dal./Buf.	4	0
2012	Buffalo	12	4
2013	Buf./Jac.	15	0
2014	Jacksonville	9	6
2015	Jacksonville	16	3
2016	Miami	8	1
2017	Miami	10	6
2018	Miami	12	1
2019	San Francisco	4	0
Totals		92	21

D.J. KILLINGS

Position: **Cornerback**
HT/WT: **5-10/195**
Acquired: **FA-'19**
Hometown: **Jacksonville, Fla.**
College: **UCF**

Born: **08/09/95**
NFL Season: **2**
Raiders Season: **2**



TRANSACTIONS: Signed by New England Patriots as an undrafted free agent, May 5, 2017...Waived by Patriots, Sept. 2, 2017...Signed by Philadelphia Eagles to practice squad, Oct. 3, 2017...Signed by Eagles as a free agent, Feb. 7, 2018...Waived by Eagles, Sept. 2, 2018...Signed by Indianapolis Colts to practice squad, Oct. 16, 2018...Signed by Colts to active roster, Nov. 13, 2018...Waived by Colts, Dec. 10, 2018...Signed by Green Bay Packers to practice squad, Dec. 18, 2018...Re-signed by Colts as a reserve/future free agent, Jan. 14, 2019...Waived by Colts, May 17, 2019...Signed by Oakland Raiders as a free agent, May 30, 2019...Signed by Raiders as an exclusive rights free agent, Mar. 18, 2020.

CAREER: Entered the NFL with the New England Patriots as an undrafted free agent in May 2017...Spent the majority of his rookie campaign on the Philadelphia Eagles' practice squad...Spent a portion of the 2018 offseason with the Eagles before joining the practice squad of the Indianapolis Colts where he was later elevated to the active roster in Nov. 2018...Finished the 2018 campaign on the Green Bay Packers' practice squad and was signed to the Colts as a reserve/future free agent in Jan. 2019...Spent the offseason program with the Colts before joining the Raiders...Was placed on the Reserve/Injured List for the entirety of the 2019 regular season after sustaining an injury in training camp.

COLLEGE: Played four years (2013-16) at UCF, appearing in 34 games and compiling 99 tackles (70 solo), one sack, five INTs, 17 passes defended and one forced fumble...As a senior in 2016, appeared in 13 games and recorded career highs across the board, tallying 42 tackles (30), one sack, one INT returned for a TD and 11 passes defended...As a junior, played in seven games and recorded 32 tackles (24) and one pass defended...As a sophomore in 2014, appeared in eight contests and made 17 stops (nine), two INTs and two passes defended...As a freshman in 2013, played in six games and tallied eight tackles (seven) and three passes defended...Was a member of the 2013 American Athletic Conference All-Academic Team.

PERSONAL: Attended First Coast (Fla.) High School...Named All-County honorable mention in 2010 and 2012...Earned a three-star rating by Rivals.com and ESPN.com...Recorded three interceptions and 40-plus tackles as a senior...Registered two INTs as a sophomore...A member of the National Honor Society while at First Coast High School.

37 DYLAN MABIN

Position: **Cornerback**
HT/WT: **6-1/195**
Acquired: **FA-'19**
Hometown: **Macedonia, Ohio**
College: **Fordham**

Born: **09/14/97**
NFL Season: **1**
Raiders Season: **1**



TRANSACTIONS: Signed by Oakland Raiders as an undrafted free agent, May 2, 2019...Waived by Raiders, Aug. 31, 2019...Signed by Raiders to practice squad, Sept. 1, 2019...Waived by Raiders, Dec. 10, 2019...Signed by Raiders as a reserve/future free agent, Jan. 6, 2020.

CAREER: Signed with the Raiders as an undrafted free agent in May 2019...Spent a majority of the 2019 season on the team's practice squad before ending the season on the Practice Squad/Injured List.

COLLEGE: Played four years at Fordham, appearing in 42 games with 31 starts...Career totals include 149 tackles (125 solo), 6.5 tackles for loss, one INT, 40 passes defended and two forced fumbles...As a senior, started nine games...Missed two games due to injury...Named first-team All-Patriot League for the second-straight season...Totalled 48 tackles (41), including two tackles for loss...Notched first-career INT and led team with 10 passes defended...Also returned 18 kickoffs for 399 yards (22.2 avg)...As a junior, started all 11 games and notched 44 tackles (35), including three tackles for loss...Named first-team All-Patriot League...Had a career-high 19 passes defended and one forced fumble...Pass defended total ranked third in the NCAA and second in the Patriot League...As a sophomore, started all 11 games...Credited with 42 tackles (36) and three passes defended...As a freshman, played in 11 games and posted 15 tackles (13)...Ranked second on team with seven passes defended.

PERSONAL: Attended Nordonia High School in Macedonia, Ohio...As a senior, named first-team All-Suburban League at both wide receiver and defensive back...Second-team All-Northeast District Team selection...Named to the Akron Touchdown Club All-Star Team...Team captain for squad that was state Division II runner-up...Recorded 54 tackles and 19 passes defended...Also had 41 receptions for 905 yards and 14 TDs.

17**DE'MORNAY PIERSON-EL**

Position: **Wide Receiver**
 HT/WT: **5-9/195**
 Acquired: **FA-'20**
 Hometown: **Alexandria, Va.**
 College: **Nebraska**

Born: **12/26/95**
 NFL Season: **1**
 Raiders Season: **1**



TRANSACTIONS: Signed by Washington Redskins as an undrafted free agent, May 1, 2018...Waived by Redskins, May 30, 2018...Signed by Oakland Raiders as a free agent, April 9, 2019...Waived by Raiders, April 30, 2019...Re-signed by Raiders as a free agent, July 18, 2019...Waived by Raiders, Aug. 31, 2019...Signed by Raiders to practice squad, Dec. 4, 2019...Re-signed by Las Vegas Raiders as a free agent, Apr. 30, 2020.

CAREER: Enters his second stint with the Raiders, having spent training camp in 2019 on the team's roster, where he appeared in all four preseason games and tallied nine receptions for 70 yards and one TD, while also taking over punt return duties, logging 15 returns for 81 yards...Appeared in the XFL as a member of the St. Louis BattleHawks in 2019, recording 23 receptions for 209 yards (9.1 avg.) and two TDs in five games...Spent time with the Salt Lake Stallions in the Alliance of American Football, recording 36 receptions for 414 yards (11.5 avg.) and one TD in eight contests...Also appeared with the Montreal Alouettes of the Canadian Football League...Originally signed as an undrafted free agent by Washington in 2018.

COLLEGE: Played four seasons (2014-17) at Nebraska, where he appeared in 43 games and recorded 100 receptions for 1,309 yards (13.1 avg.) and 11 TDs, while also rushing 26 times for 67 yards...Finished his career ranked third in school history with 904 career punt return yards, including 596 yards and three punt return TDs in 2014...Became the 11th player in school history to record 100 career receptions, while ranking 13th in program history with 1,309 receiving yards...Was named a two-time Big Ten Special Teams Player of the Week...As a senior, recorded career highs across the board, tallying 45 receptions for 623 yards and five TDs...His receptions and receiving yards both finished third on the team while his five receiving scores ranked second...Earned honorable mention All-Big Ten by coaches...As a junior, played all 13 games and totaled 20 catches for 254 yards (12.7 avg.)...As a sophomore, played in five games due to injury and finished the season with 12 receptions for 111 yards and one TD...As a freshman, ranked second in the nation with a punt return average of 17.5 yards per return...Tied for the national lead with three punt return TDs...Added 23 catches for 321 yards and four TDs...Named second-team All-American by USA Today and Sports Illustrated, while earning third-team All-American honors by Athlon...Earned Freshman All-American honors by Scout, 247 Sports and USA Today...Majorized in communication studies and was named to the Nebraska Scholar-Athlete Honor Roll in the fall of 2014 and 2016...Named to the Brook Berringer Citizenship Team (2015, 2016, 2017, 2018) and the Tom Osborne Citizenship Teams (2015, 2016, 2017, 2018).

PERSONAL: A native of Alexandria, Va., where he attended West Potomac High School...As a senior, primarily played quarterback and passed for 876 yards and seven TDs, while rushing for 1,007 yards and 20 TDs...As a junior, rushed for 1,658 yards and 26 TDs, while adding 10 receptions for 127 yards...Earned second-team Class AAA all-state honors as a kick returner from the Virginia High School Coaches Association...As a sophomore, hauled in 49 passes for 781 yards and 15 TDs...Also lettered in basketball for three seasons.

40**WILLIAM STANBACK**

Position: **Running Back**
 HT/WT: **6-0/231**
 Acquired: **FA-'20**
 Hometown: **Hempstead, N.Y.**
 College: **Virginia Union**

Born: **07/06/94**
 NFL Season: **1**
 Raiders Season: **1**



TRANSACTIONS: Signed by Green Bay Packers as an undrafted free agent, May 8, 2017...Waived by Packers, Aug. 28, 2017...Signed by Las Vegas Raiders as a Reserve/Future free agent, Jan. 3, 2020.

CAREER: Appeared in 30 games as a member of the CFL's Montreal Alouettes from 2018-19, tallying 251 carries for 1,587 rushing yards and five rushing touchdowns, while adding 58 receptions for 642 yards and two scores...In 2019, was named a CFL All-Star after playing in 14 games, tallying 1,048 rushing yards and five rushing touchdowns while adding 33 receptions for 329 receiving yards...Originally signed as an undrafted free agent with the Green Bay Packers in May 2017 before being released prior to the regular season.

COLLEGE: Played one season at Virginia Union after spending two seasons at University of Central Florida...Appeared in 35 games, totaling 2,439 rushing yards on 514 carries while scoring 31 rushing TDs...Played in 10 games as a senior, tallying 1,299 rushing yards and 15 TDs, while adding 12 receptions for 165 yards and three scores...Averaged more than 20 carries per game en route to All-CIAA honors...Appeared in 25 games at UCF, totaling 1,140 yards and 16 touchdowns over two seasons...As a sophomore in 2014, named All-American Athletic Conference First Team after posting 697 rushing yards and 10 touchdowns in addition to 11 receptions for 55 yards and two TDs...As a freshman in 2013, named All-American Athletic Conference Second Team after tallying 443 rushing yards and six TDs...Hauled in 15 passes for 186 yards and one TD, while adding 11 kickoff returns for 218 yards...Finished with 847 all-purpose yards while contributing nine tackles and one forced fumble on special teams.

PERSONAL: Attended Uniondale (N.Y.) High School, where he left the program as the school's all-time rushing leader with 4,168 yards...Also holds program records for career touchdowns (47) and total yards (4,966)...Played running back, quarterback, safety and linebacker...Named the Offensive MVP in the 2012 Nassau County Senior Bowl...Earned all-county honors three times...As a senior, tallied 1,350 rushing yards with 19 touchdowns on offense, in addition to posting 75 tackles, three sacks and two interceptions on defense...Named MSG Varsity All-Metro Second Team and All-Long Island Second Team...Also participated in wrestling and track and field, running the 100m and 200m, while also competing in the 4x100 relay.

59 NICK USHER

Position: **Defensive End**
HT/WT: **6-3/216**
Acquired: **FA-'20**
Hometown: **Los Angeles, Calif.**
College: **UTEP**

Born: **01/22/95**
NFL Season: **1**
Raiders Season: **1**



TRANSACTIONS: Signed by Seattle Seahawks as an undrafted free agent, May 12, 2017...Waived by Seahawks, July 29, 2017...Signed by New England Patriots, Aug. 28, 2017...Waived by Patriots, Sept. 2, 2017...Signed by Las Vegas Raiders as a free agent, Jan. 7, 2020.

CAREER: Appeared in 26 games as a member of the CFL's Edmonton Eskimos from 2018-19, recording 43 tackles, seven sacks and four forced fumbles...Spent time with the New England Patriots after originally signing as an undrafted free with the Seattle Seahawks in 2017.

COLLEGE: Played four seasons at UTEP (2013-16), appearing in 49 games with 36 starts...Career totals include 179 tackles (89 solo) and 12 sacks, tenth-most in school history...Moved to linebacker his senior season after three years along the defensive line...As a senior, started all 12 contests and earned Conference-USA honorable mention...Led the team in tackles for loss (eight) and sacks (5.5) while finishing third on the team with 77 tackles (35)...His 5.5 sacks ranked tied for eighth in C-USA...As a junior, started 12 games and recorded 46 tackles (27), including a career-high 10 for loss and one forced fumble...Played in 13 games as a sophomore, tallying 41 tackles (20), including 5.5 for loss, three sacks and one forced fumble...Saw action in 12 games as a freshman and recorded 15 tackles...Majored in communications.

PERSONAL: Attended Serra High in Los Angeles, Calif., where he earned All-CIF honors and was recognized as a Mission League first-team member and first-team all-area honoree as a senior in 2012...Finished with 61 tackles and 11.5 sacks while leading Serra to a 14-2 record and an appearance in the CIF State championship.

78 KENDAL VICKERS

Position: **Defensive End**
HT/WT: **6-3/295**
Acquired: **FA-'20**
Hometown: **Havelock, N.C.**
College: **Tennessee**

Born: **05/23/95**
NFL Season: **1**
Raiders Season: **1**



TRANSACTIONS: Signed by Pittsburgh Steelers as an undrafted free agent, May 3, 2018...Waived by Steelers, Sept. 1, 2018...Signed by Tennessee Titans to practice squad, Dec. 24, 2018...Released by Titans, Jan. 7, 2019...Signed by Las Vegas Raiders as a Reserve/Future free agent, Jan. 23, 2020.

CAREER: Appeared in 12 games for the CFL's Edmonton Eskimos in 2019 and recorded 12 tackles, two sacks and one forced fumble...Was originally signed by the Pittsburgh Steelers as an undrafted free agent in 2018 and recorded one tackle in four preseason games before being released.

COLLEGE: Played in 43 games at Tennessee from 2013-17, totaling 108 tackles (41 solo), 4.5 sacks and three forced fumbles...In 2017, played in 12 games and recorded 50 total tackles (13), 1.5 sacks and two forced fumbles...Started all 13 games in 2016 and compiled 38 tackles (19), 2.5 sacks and one forced fumble...Made 13 starts in 2015 and totaled 20 tackles and a half-sack...Appeared in five games during 2014 season...Redshirted as a true freshman in 2013...Majored in communications.

PERSONAL: Attended Havelock (N.C.) High School, where he was a three-year letter winner and helped his team to back-to-back 3-A State Championship titles in his junior and senior seasons...Named All-State in his senior season, All-Conference in his junior and senior seasons and All-Area in each of his varsity seasons.



DRAFT PICKS AND UNDRAFTED FREE AGENTS



20 DAMON ARNETTE

Position: **Cornerback**
 HT/WT: **6-0/195**
 Acquired: **D1b-'20**
 Hometown: **Fort Lauderdale, Fla.**
 College: **Ohio State**

Born: **09/02/96**
 NFL Season: **R**
 Raiders Season: **R**



TRANSACTIONS: Selected by Las Vegas Raiders in the first round (19th overall) of the 2020 NFL Draft, April 23, 2020.

COLLEGE: Spent five years at Ohio State from 2015-19, appearing in 53 games...Totalled 140 tackles (104 solo), five INT including one returned for a TD, 27 passes defended, two forced fumbles and one fumble recovery...Earned All-Big Ten conference honors three times, including second team accolades by the coaches and media in 2019...As a senior in 2019, played in 13 games and earned second-team All-Big Ten honors...Recorded 35 tackles (27), one INT returned for a TD and one forced fumble...Led the team with six tackles against Cincinnati...Recorded two stops and one INT returned 96 yards for a TD against Indiana...Totalled three tackles and one forced fumble against Michigan State...Recorded a season-high seven tackles against Wisconsin...Registered three stops against Michigan...Tied a season high with seven tackles against Wisconsin en route to winning the Big Ten Championship...Recorded one tackle in the Orange Bowl against Clemson...In 2018, played in 13 games and was named All-Big Ten Honorable Mention...Finished the season with 40 tackles (31) and one INT...Recorded two tackles against Oregon State...Finished with a season-high six stops against TCU...Totalled three tackles against

AT A GLANCE

- Spent five years at Ohio State from 2015-19, appearing in 53 games and totaling 140 tackles (104 solo), five INTs including one returned for a TD, 27 passes defended, two forced fumbles and one fumble recovery.
- Helped lead the Buckeyes to the 2016 and 2019 College Football National Championship Games.
- Earned All-Big Ten honors three times, including second team accolades as a senior in 2019.
- Career totals include 140 tackles (104 solo), five INT including one returned for a TD, 27 passes defended, two forced fumbles and one fumble recovery.



Tulane...Made four stops against Penn State...Record two tackles in back-to-back contests against Indiana and Minnesota...Totalled five tackles against Nebraska...Finished with two tackles against Michigan State...Registered four stops against Michigan...Totalled four tackles and one INT against Northwestern...Recorded three tackles against Washington...Named All-Big Ten honorable mention as a sophomore in 2017...Appeared in 14 games, recording 44 tackles (35), two INTs, one forced fumble and one fumble recovery...Registered six stops against Indiana...Recorded a season-high seven tackles against Oklahoma...Finished with four tackles against Army...Totalled four tackles and one INT returned 35 yards against UNLV...Recorded five tackles and one forced fumble against Iowa...Registered one tackle, one INT and one fumble recovery against Michigan State...Totalled four tackles against Michigan...Finished with three stops against Wisconsin...Recorded five tackles against USC...In 2016, played in 13 games and registered 21 tackles and one INT...Totalled two stops against Rutgers...Finished with three tackles against Penn State...Record a season-high four tackles and his first career INT against Northwestern...Registered two tackles against Nebraska...Tied a season high with four tackles against Maryland...Red-shirted as a true freshman in 2015.

PERSONAL: Attended St. Thomas Aquinas High School in Fort Lauderdale, Fla. ...Helped St. Thomas Aquinas to the Florida 7A State Championship as a senior in 2014...Named a 4-star prospect by ESPN...Earned honorable mention all-defensive team honors on Broward County's Class 8A-7A-6A list.

DAMON ARNETTE'S COLLEGIATE CAREER STATISTICS

Year	School	GP	GS	TACKLES					INTERCEPTIONS				FUMBLES		
				Tot.	Solo	Asst.	Sacks	Yds	No.	Yds	TD	PD	FF	FR	
2016	Ohio State	13	0	21	11	10	0.0	0.0	1	0	0	0	0	0	0
2017	Ohio State	14	12	44	35	9	0.0	0.0	2	35	0	8	1	1	1
2018	Ohio State	13	13	40	31	9	0.0	0.0	1	1	0	6	0	0	0
2019	Ohio State	13	13	35	27	8	0.0	0.0	1	96	1	8	1	0	0
Collegiate Totals		53	38	140	104	36	0.0	0.0	5	132	1	22	2	1	1

33 LYNN BOWDEN JR.

Position: **Running Back**

HT/WT: **6-1/199**

Acquired: **D3a--20**

Hometown: **Youngstown, Ohio**

College: **Kentucky**

Born: **10/14/97**

NFL Season: **R**

Raiders Season: **R**



TRANSACTIONS: Selected by Las Vegas Raiders in the third round (80th overall) of the 2020 NFL Draft, April 24, 2020.

COLLEGE: Played three seasons at Kentucky from 2017-19, appearing in 39 contests with 25 starts at quarterback, running back and wide receiver...Career totals include completing 38-of-79 pass attempts for 495 yards, three TDs and five INTs, 206 rushing attempts for 1,530 yards (7.4 avg.) and 13 TDs, 114 receptions for 1,303 yards (11.4 avg.) and an additional six scores...Also added 71 kickoff returns for 1,628 yards (22.9 avg.) and nine punt returns for 199 yards, two of which were brought back for TDs...In his three seasons, became just the 38th player in program history to reach 1,000 career rushing yards and finished ranked No. 21 on the school's all-time list...His 1,303 receiving yards ranks 18th in school history, while his 114 receptions rank 13th...Was just the 10th player in school history to reach 4,000 all-purpose yards, finishing fifth with 4,660...Joined WR Randall Cobb as the only players with 1,000 career yards as a receiver, rusher and return man...In 2019, was recognized as the Paul Hornung Award winner, given to the nation's most versatile player after starting in all 13 contests, completing 35-of-74 passes for 403 yards and three TDs to five INTs and rushing for 1,468 yards and 13 TDs as both a quarterback and running back, while also tallying 30 receptions for 348 yards and an additional score...Also returned nine kickoffs for 220 yards and four punt returns for 53 yards...Was named All-American First Team, All-Purpose by prominent outlets such as AP, AFCA, FBS Coaches', Sports Illustrated, ESPN, Sporting News and Phil Steele...Also garnered first-team All-SEC honors and was a three-time SEC Offensive Player of the Week, two-time Paul Hornung Award Player of the Week and one of eight Manning Award "Stars of the Week"...Broke the program's record for most career rushing yards (1,369) by a QB, doing so in just eight games in 2019...Posted the most 100-yard rushing games in a single season by a QB in school history with seven...Tied the school record for most 200-yard rushing games in a season and a career with three in 2019...Had the best rushing average (7.9 avg.) for a single season in school history, finishing second in the nation...Led the SEC and ranked fifth in the nation in all-purpose yards (160.7 avg.)...Was the only player in the FBS to lead his team in both rushing and receiving yards...Became the ninth player in school history to rush for 1,000 yards in a single season...In 2018, started in 12-of-13 contests and was named Second Team All-SEC All-Purpose Performer...Posted a team-high 67 receptions, 745 receiving yards and five TD catches, while adding nine carries for 25 yards, 25 kickoff returns for 539 yards and five punt returns for 146 yards and two TDs...His 67 receptions broke a school record for most receptions by a sophomore...Was one of three players in the nation with two punt returns for TDs...As a freshman in 2017, was named to the Coaches' All-SEC Team after playing in all 13 contests, rushing 12 times for 47 yards, totaling 17 receptions for 210 yards and adding a Kentucky freshman-record 37 kickoff returns for 869 yards.

AT A GLANCE

- A three-year playmaker at Kentucky (2017-19), who appeared in 39 games, totaling 206 carries for 1,530 yards and 13 TDs, 114 receptions for 1,303 yards and six TDs.
- In 2019, won the Paul Hornung Award as the nation's most versatile player, in addition to being recognized as a first-team All-American and team captain.
- Set program records for most career rushing yards (1,369) as a QB, most 100-yard rushing games by a QB (seven) in his final eight games during 2019.
- Was the only player in the FBS to lead his team in both rushing and receiving yards in 2019, while finishing fifth in the nation with 160.7 all-purpose yards per game.



PERSONAL: Originally attended Liberty (Ohio) Harding High School, before transferring before his junior season to Warren G. Harding High School in Warren, Ohio...A four-star prospect by all major recruiting services and was a Top-100 player in the 2017 class by ESPN and Scout.com...Was ranked as the No. 5 athlete by 247Sports...As a senior, threw for 1,366 yards and rushed for 2,277 yards and accounted for a total of 57 TDs...Was named the 2016 Division II Offensive Player of the Year and the Trumbull County Player of the Year...Finished as runner-up for "Mr. Football" in Ohio and was named the 2017 Male Athlete of the Year by The Vindicator...Owns or shares 16 school records and stands as Ohio's sixth all-time rusher with 7,387 yards and ranks 10th with 91 career rushing TDs...Also averaged 24 points, six rebounds and seven assists per game as a senior on the school's basketball team.

LYNN BOWDEN JR.'S COLLEGIATE CAREER STATISTICS

Year	School	GP	GS	Att.	RUSHING				TD	Rec.	RECEIVING				TD
					Yds.	Avg.	Lg.	TD			Yds.	Avg.	Lg.	TD	
2017	Kentucky	13	0	12	37	3.1	9	0	17	210	12.4	35	0		
2018	Kentucky	13	12	9	25	2.8	12	0	67	745	11.1	54	5		
2019	Kentucky	13	13	185	1,468	8.9	61	13	30	348	11.6	39	1		
Collegiate Totals		39	25	206	1,530	7.4	61	13	114	1,303	11.4	54	6		


Year	Team	GP	GS	Att.	Cmp.	Yds.	Pct.	Yds./Att.	TD	INT	Lg.	Sk./Lst.	Rtng.
													100
2017	Kentucky	13	0	4	3	92	75.0	23.0	0	1	36	0/0	218.2
2018	Kentucky	13	12	1	0	0	0.0	0.0	0	1	0	0/0	-200.0
2019	Kentucky	13	13	74	35	403	47.3	5.4	3	3	44	6/27	98.3
Collegiate Totals		39	25	79	38	495	48.1	6.3	3	5	44	6/27	100.6

89

BRYAN EDWARDS

Position: **Wide Receiver**
 HT/WT: **6-3/215**
 Acquired: **D3b-'20**
 Hometown: **Conway, S.C.**
 College: **South Carolina**

Born: **11/13/98**
 NFL Season: **R**
 Raiders Season: **R**



TRANSACTIONS: Selected by Las Vegas Raiders in the third round (81st overall) of the 2020 NFL Draft, April 24, 2020.

COLLEGE: Four-year starter who appeared in 48 games during his career at South Carolina (2016-19)...A second-team All-SEC selection (coaches), Steve Wadiak MVP, Steve Spurrier Award winner (Offensive MVP) and permanent team captain...Set school records for consecutive games with a catch (48), career receptions (234) and career receiving yards (3,045), while also ranking third in school history with 22 career receiving TDs, one behind WRs Sidney Rice and Alshon Jeffery...Led all Power 5 schools and was third among all Division I receivers in career receptions and career receiving yards...As a senior in 2019, played in 10 games, recording 71 receptions from 816 yards with six TDs...Led the SEC with 7.1 receptions per game and ranked fourth with 81.6 receiving yards per game...Recorded three 100-yard receiving games, going for 112 against Charleston Southern, 113 at Missouri and 139 against Vanderbilt to total eight in his career...Recorded a catch in every game he played in and five-or-more receptions in 25 career games, including nine in 2019...Hauled in a season-high two TDs to go along with 112 yards against Charleston Southern...Registered nine catches for 79 yards against Alabama...Finished with six receptions for 78 yards and one TD at Georgia...Posted seven receptions for 78 yards against Florida...Had eight catches for 83 yards at Tennessee...Recorded a 75-yard TD reception at Missouri, tying longest of his career...Tied the school single-game record with 14 receptions against Vanderbilt...Logged nine catches for 90 yards and a touchdown on against Appalachian State...Also returned seven punts on the season for 125 yards, a 17.9-yard average...In 2018, started 12 games and finished as the Gamecocks' second-leading receiver with 55 receptions for 846 yards and seven TDs...Ranked sixth in the SEC with 65.1 receiving yards per game and 10th with 4.2 receptions per game...Also handled the punt return duties, returning 12 punts for 95 yards, a 7.9-yard average...Logged three 100-yard receiving games and recorded three receptions of 70-or-more yards...Hauled in seven passes for 111 yards and a career-high two TDs against Georgia...Led the Gamecocks with seven receptions for 73 yards and two TDs in the win over Missouri...Finished with three catches for 96 yards against Tennessee, including a then career-high 73-yard reception...Caught four passes for 109 yards, including a 75-yard TD in the win over Ole Miss...Recorded four receptions for 69 yards against Chattanooga and became the 10th player in school history to go over 2,000 career receiving yards...In 2017, started all 13 games and led the team with 64 receptions for 793 receiving yards and five TDs...Named the Steve Spurrier Award winner as the Most Valuable Player on offense...His 64 catches ranked eighth in school history for a single season...Ranked fifth in the SEC with 4.9 receptions per game and seventh in the conference with 61.0 receiving yards per game...Led the team in receptions nine times...Named a game captain and caught six passes for a career-best 122 yards against Louisiana Tech, marking his second-career 100-yard game...Led Carolina with six catches for 63 yards in the Tennessee win...ogged six catches for 70 yards and a TD against Clemson...Hauled in five passes for 88 yards and a TD in the Outback Bowl win over Michigan...As a true freshman in 2016, started all 12 games in which he appeared...Earned Athlon's Freshman All-America Second Team honors and All-SEC Freshman First Team accolades...Turned in the second-best true freshman campaign for a wide receiver in school history behind only Alshon Jeffery...Finished third on the team with 44 catches and with 590 receiving yards, and tied for first with four TD receptions...Ranked eighth among FBS freshmen with 590 receiving yards and 49.2 receiving yards per game...Became the sixth true freshman to start in the season opener for Carolina since 2009, joining Stephon Gilmore (2009), Marcus Lattimore (2010), Jadeveon Clowney (2011), Bryson Allen-Williams (2014) and Al Harris Jr. (2014)...Led all players in the win over Vanderbilt with eight receptions for 101 yards...His 100-yard receiving effort was the only one recorded by an FBS freshman in Week 1...Caught three passes for 42 yards in the win over Massachusetts, including his first career TD, a 24-yarder...Hauled in four passes for 41 yards and a TD in the Tennessee victory, giving him a TD for the second straight week...Graduated with a degree in sport and entertainment management.

PERSONAL: Attended Conway (S.C.) High School, where he was finalist for South Carolina's "Mr. Football"...Selected for the Shrine Bowl and US Army All-American game...Finished his prep career with 188 receptions for 2,562 yards and 32 TDs...Ranked as the fourth-best player in the state by Rivals.com...Considered the third-best player in the state by 247Sports and ESPN...Finished his senior season with 53 catches for 969 yards and nine TDs.

AT A GLANCE

- A four-year starter at South Carolina (2016-19), who led the program as the all-time leader for consecutive games with a catch (48), career receptions (234) and career receiving yards (3,045), while also ranking third in school history with 22 career receiving TDs.
- Led all Power 5 schools and was third among all Division I receivers in career receptions and career receiving yards.
- In 2019, led the SEC with an average of 7.1 receptions per game and ranked fourth with 81.6 yards per game.
- Was selected to the Coaches' second-team All-SEC and was a third-team All-SEC selection by Pro Football Focus.

**BRYAN EDWARDS' COLLEGIATE CAREER STATISTICS**

Year	School	GP	GS	RECEIVING					RUSHING				
				Rec.	Yds.	Avg.	Lg.	TD	Att.	Yds.	Avg.	Lg.	TD
2016	South Carolina	12	12	44	590	13.4	42	4	0	0	-	-	0
2017	South Carolina	13	13	64	793	12.4	41	5	4	19	4.8	11	0
2018	South Carolina	13	12	55	846	15.4	75	7	0	0	-	-	0
2019	South Carolina	10	10	71	816	11.5	75	6	2	22	11.0	15	0
Collegiate Totals		48	47	234	3,045	13.0	75	22	6	41	6.8	15	0

55 TANNER MUSE

Position: **Linebacker**

HT/WT: **6-2/227**

Acquired: **D3c-'20**

Hometown: **Belmont, N.C.**

College: **Clemson**

Born: **09/06/96**

NFL Season: **R**

Raiders Season: **R**



TRANSACTIONS: Selected by Las Vegas Raiders in the third round (100th overall) of the 2019 NFL Draft, April 24, 2020.

COLLEGE: Spent five years at Clemson from 2015-19, appearing in 59 games with 39 starts as a safety...Finished his collegiate career with 192 career tackles (105 solo), four sacks, seven INTs including one returned for a TD, 15 passes defended, one forced fumble and one fumble recovery returned for a TD...Left Clemson tied for second for the most career games played (59) in school history...As a senior in 2019, named a Thorpe Award semifinalist, presented annually to the nation's top defensive back...Earned third-team All-American and first-team All-ACC honors...Voted as a permanent team captain...Started in all 15 games, recording 55 tackles (37), two sacks, four INTs and five pass breakups...Posted seven tackles and one INT against Georgia Tech...Recorded four tackles and one INT against No. 12 Texas A&M, becoming the first Clemson player since 2009 to open a season with an INT in each of the first two games...Recorded nine tackles (two for loss) including a sack at Syracuse, sharing team defensive player of the week honors...Totaled a three tackles against Charlotte...Finished with six tackles (one for loss) and one pass breakup in a single half of play at North Carolina prior to exiting the game early with an injury...Recorded three tackles and his third INT of the season against Florida State...Posted seven tackles at Louisville...Totaled seven tackles and two pass breakups against Boston College to share team defensive player of the game honors...Registered four tackles against Wofford...Finished with two tackles at NC State...Earned team defensive player of the game honors after contributing four tackles (2.0 for loss), one sack and one INT against Wake Forest...Totaled five tackles at South Carolina...Recorded four tackles in the ACC Championship Game against No. 22 Virginia...Finished with four tackles against No. 1 LSU...Started in all 15 games as a junior in 2018...Finished with 76 tackles, two sacks, two INTs and five pass breakups...Recorded at least three tackles in each of Clemson's first five games...Notched one pass breakup at Texas A&M and against Syracuse...Recorded his first INT of the season and contributed five tackles at Wake Forest...Registered two tackles, one pass breakup and his first sack of his career against No. 16 NC State, collecting team co-defensive player of the week honors...Posted three tackles at Florida State...Registered his second INT of the season against Louisville, adding five tackles...Recorded a game-high 10 tackles at No. 17 Boston College...Finished with a season-high 11 tackles against Duke...Totaled six tackles and a pass breakup against South Carolina...Posted six tackles against Pitt...Recorded five tackles and one forced fumble against No. 3 Notre Dame in the Cotton Bowl...Totaled three tackles and a pass breakup vs. No. 1 Alabama in the National Championship Game...As a sophomore in 2017, appeared in 14 games with nine starts...Finished the season with 64 tackles, four pass breakups and one fumble return for a TD...Recorded four tackles against Kent State...Totaled seven tackles against No. 13 Auburn...Finished with one tackle and one pass breakup at No. 14 Louisville...Finished with eight tackles, one tackle for loss and one pass breakup against Boston College...Recorded nine tackles at No. 12 Virginia Tech...Registered eight tackles, one tackle for loss and one pass breakup against Wake Forest en route to being named team co-defensive player-of-the-game...Totaled 10 tackles and a 63-yard fumble return for a TD at Syracuse...Named team co-defensive player-of-the-game against Georgia Tech...Recorded five tackles in at No. 20 NC State...Totaled three tackles and a pass breakup against The Citadel...Made four tackles against No. 7 Miami (Fla.) in the ACC Championship Game...In 2016, played in 15 games and shared Special Teams Defensive Player of the Year honors...Finished with 24 tackles and one INT...Tied for team lead with 10 special teams tackles...Recorded five tackles, including a special teams stop against SC State...Totaled two tackles at Boston College...Returned his first career INT for a TD against Syracuse, while also being named special teams player of the game...Recorded two special teams tackles at Wake Forest...Totaled five tackles on defense while adding one on special teams against South Carolina...Finished with two tackles against Alabama in the National Championship Game...Redshirted as a true freshman in 2015.

AT A GLANCE

- Converted linebacker who spent five years at Clemson from 2015-19, appearing in 59 games and helping the Tigers capture the 2016 and 2018 National Championship.
- Named a semifinalist for the Thorpe Award and earned third-team All-American and first-team All-ACC honors as a senior.
- Left Clemson tied for second in school history for the most career games played (59).
- Finished his collegiate career with 192 career tackles (105 solo), four sacks, seven INTs including one returned for a TD, 15 passes defended, one forced fumble and one fumble recovery returned for a TD.



PERSONAL: Attended South Point High School in Belmont, N.C. ... Rated the No. 17 player in North Carolina by Rivals.com...Had eight INTs in his last three seasons...Totaled 150 tackles and four INTs, while adding 1,292 yards on 90 carries and seven receptions for 150 yards as a senior...Named first-team all-state as a defensive player...Was a Shrine Bowl selection...Recorded 47 tackles along with 400 rushing yards and five TDs as a junior...Also played baseball, recording .474 batting average with five homeruns and 33 RBIs as a junior center fielder...Helped his team advance to the second round of the state tournament as a senior...Earned his degree in parks, recreation and tourism management.

TANNER MUSE'S COLLEGIATE CAREER STATISTICS

Year	School	TACKLES							INTERCEPTIONS				FUMBLES	
		GP	GS	Tot.	Solo	Asst.	Sacks	Yds	No.	Yds	TD	PD	FF	FR
2016	Clemson	15	0	19	9	10	0.0	0.0	1	64	1	1	0	0
2017	Clemson	14	9	57	28	29	0.0	0.0	0	0	-	5	0	1
2018	Clemson	15	15	61	31	30	2.0	11.0	2	25	0	5	1	0
2019	Clemson	15	15	55	37	18	2.0	16.0	4	13	0	3	0	0
Collegiate Totals		59	39	192	105	87	4.0	27.0	7	102	1	14	1	1

41 AMIK ROBERTSON

Position: **Cornerback**

HT/WT: **5-9/183**

Acquired: **D4b-'20**


Hometown: **Thibodaux, La.**

College: **Louisiana Tech**

Born: **07/06/98**

NFL Season: **R**

Raiders Season: **R**



TRANSACTIONS: Selected by Las Vegas Raiders in the fourth round (139th overall) of the 2020 NFL Draft, April 25, 2020.

COLLEGE: Played three seasons for Louisiana Tech (2017-19), starting in all 38 contests and compiling 184 tackles (138 solo), including 23 for loss, four sacks, 14 INTs including three returned for TDs, 48 passes defended, two forced fumbles and two fumbles recoveries...His 48 passes defended ranked second among active career leaders with eight-fewer games than any other player also in the top-10...Earned All-American honors and was recognized as All-Conference USA three times...As a junior in 2019, was named All-American First Team by the Football Writers Association of America and Pro Football Focus while garnering second-team honors from the Associated Press and The Athletic...Was named the Louisiana Sports Writers Association's Defensive Player of the Year and first-team All-Conference USA after starting all 12 and registering 60 tackles (44), including a career-high eight tackles for loss, one sack, five INTs with a career-high two returned for TDs, while adding another career-high 21 passes defended, one forced fumble and one fumble recovery...Recorded five tackles (two) and two passes defended against Grambling State...Tallied 10 stops (seven), two tackles for loss, one INT that was returned 36 yards for a TD and one pass defended at Bowling Green...Logged six stops (four) and three passes defended against Florida International...Collected seven tackles (six), including one for loss and two passes defended at Rice...Posted four tackles (three), including one for loss, one INT returned 42 yards for a TD and one pass defended against Massachusetts...Collected three tackles (one) and a career-high three INTs and five passes defended against Southern Mississippi, earning Bronko Nagurski National Player of the Week honors...Recorded four tackles, including one for loss, one sack, one pass defended, one forced fumble and one fumble recovery in the contest at Texas-El Paso...Posted two tackles including, one for loss and two passes defended against North Texas...Tallied five tackles (two) and two passes defended at Marshall...Recorded four stops (three), including one for loss at Alabama-Birmingham...Collected six tackles, including one for loss against Texas-San Antonio...As a sophomore in 2018, started in all 13 games and tallied 61 tackles (44) including 7.5 for loss, one sack, a team-best four INTs and 16 passes defended, one forced fumble and one fumble recovery...Named first-team All-Conference USA and first-team All-Louisiana...Collected three tackles, one INT and one pass defended in the season opener at South Alabama...Collected five tackles (four) and one pass defended at Louisiana State...Logged another five tackles (three) and his first fumble recovery at North Texas...Collected three tackles and two passes defended at Texas-San Antonio...Recorded seven tackles (five), including one for loss and two passes defended against Texas-El Paso...Recorded seven tackles (five) for the second consecutive game, including a season-high 2.5 for loss while also tallying two passes defended for the third straight contest...Totaled seven stops (six), and one pass defended at Southern Mississippi...Tied a season-high with seven tackles (four) in the second consecutive game, one sack, one INT, one pass defended and his first career forced fumble...Logged four stops, two INTs and two passes defended in the Sofi Hawaii Bowl against Hawaii...As a freshman in 2017, started all 13 contests and posted a career-high 63 stops (50), including 7.5 for loss, a career-high two sacks, five INTs including one returned for a TD and 11 passes defended...Earned FWAA Freshman All-American honors and was recognized on the Conference USA All-American team, while also being named second-team All-Conference USA and second-team All-Louisiana...Collected four tackles (three), including one for loss, one INT returned 61 yards and two passes defended against Mississippi State...Made four tackles (two), including one for loss, one sack and two passes defended at South Carolina...Tallied a season-high 10 tackles (nine), one INT and one pass defended against southern Mississippi...Logged six tackles, one sack and two passes defended at Rice...Posted four stops (three) and one pass defended against North Texas...Collected three stops, one INT and one pass defended at Texas-El Paso...Registered seven tackles (three), one INT and one pass defended against Texas-San Antonio...Made four tackles, one INT returned 45 yards for a TD and one pass defended against Southern Methodist in the DXL Frisco Bowl, earning Defensive Player of the Game honors.

AT A GLANCE

- Started all 38 games over his career with Louisiana Tech (2017-19), compiling 184 tackles (138 solo) including 23 for loss, four sacks, 14 INTs, including three returned for TDs, 48 passes defended, two forced fumbles and two fumble recoveries.
- Ended his collegiate career ranking second among active players in the NCAA with 48 passes defended.
- Recognized as an All-American, first-team Conference-USA and the Louisiana Sports Writers Association's Defensive Player of the Year in 2019.
- In 2017, earned FWAA Freshman All-American honors and was recognized on the Conference USA All-American team, while also being named second-team All-Conference USA and second-team All-Louisiana.

...Collected three tackles (one) and a career-high three INTs and five passes defended against Southern Mississippi, earning Bronko Nagurski National Player of the Week honors...Recorded four tackles, including one for loss, one sack, one pass defended, one forced fumble and one fumble recovery in the contest at Texas-El Paso...Posted two tackles including, one for loss and two passes defended against North Texas...Tallied five tackles (two) and two passes defended at Marshall...Recorded four stops (three), including one for loss at Alabama-Birmingham...Collected six tackles, including one for loss against Texas-San Antonio...As a sophomore in 2018, started in all 13 games and tallied 61 tackles (44) including 7.5 for loss, one sack, a team-best four INTs and 16 passes defended, one forced fumble and one fumble recovery...Named first-team All-Conference USA and first-team All-Louisiana...Collected three tackles, one INT and one pass defended in the season opener at South Alabama...Collected five tackles (four) and one pass defended at Louisiana State...Logged another five tackles (three) and his first fumble recovery at North Texas...Collected three tackles and two passes defended at Texas-San Antonio...Recorded seven tackles (five), including one for loss and two passes defended against Texas-El Paso...Recorded seven tackles (five) for the second consecutive game, including a season-high 2.5 for loss while also tallying two passes defended for the third straight contest...Totaled seven stops (six), and one pass defended at Southern Mississippi...Tied a season-high with seven tackles (four) in the second consecutive game, one sack, one INT, one pass defended and his first career forced fumble...Logged four stops, two INTs and two passes defended in the Sofi Hawaii Bowl against Hawaii...As a freshman in 2017, started all 13 contests and posted a career-high 63 stops (50), including 7.5 for loss, a career-high two sacks, five INTs including one returned for a TD and 11 passes defended...Earned FWAA Freshman All-American honors and was recognized on the Conference USA All-American team, while also being named second-team All-Conference USA and second-team All-Louisiana...Collected four tackles (three), including one for loss, one INT returned 61 yards and two passes defended against Mississippi State...Made four tackles (two), including one for loss, one sack and two passes defended at South Carolina...Tallied a season-high 10 tackles (nine), one INT and one pass defended against southern Mississippi...Logged six tackles, one sack and two passes defended at Rice...Posted four stops (three) and one pass defended against North Texas...Collected three stops, one INT and one pass defended at Texas-El Paso...Registered seven tackles (three), one INT and one pass defended against Texas-San Antonio...Made four tackles, one INT returned 45 yards for a TD and one pass defended against Southern Methodist in the DXL Frisco Bowl, earning Defensive Player of the Game honors.

PERSONAL: Attended Thibodaux (La.) High School... Garnered all-state honors and was named All-District and All-Region MVP as a senior...Lettered in football and track in each of his four years of high school.




AMIK ROBERTSON'S COLLEGIATE CAREER STATISTICS

Year	School	TACKLES							INTERCEPTIONS				FUMBLES	
		GP	GS	Tot.	Solo	Asst.	Sacks	Yds	No.	Yds	TD	PD	FF	FR
2017	Louisiana Tech	13	13	62	51	11	2.0	10.0	5	141	1	11	0	0
2018	Louisiana Tech	13	13	61	44	17	7.5	21.0	4	27	0	16	1	1
2019	Louisiana Tech	13	13	60	44	16	1.0	6.0	5	0	0	21	1	1
Collegiate Totals		39	39	183	139	44	23.0	59.0	14	0	0	48	2	2

11

HENRY RUGGS III

Position: **Wide Receiver**HT/WT: **6-0/190**Acquired: **D1a-'20**Hometown: **Montgomery, Ala.**College: **Alabama**Born: **01/24/99**NFL Season: **R**Raiders Season: **R**

TRANSACTIONS: Selected by Las Vegas Raiders in the first round (12th overall) of the 2020 NFL Draft, April 23, 2020.

COLLEGE: Three-year player who appeared in 41 games during his time at Alabama (2017-19)...Finished his career ranked third in program history with 24 receiving TDs...Ranked sixth in Alabama history with an average of 17.5 yards per catch over his career (minimum of 50 receptions)...Compiled 98 receptions for 1,716 yards over his three seasons, adding two rush attempts for 75 yards and a score...As a junior in 2019, recorded 40 receptions for 746 yards and seven receiving TDs...Owned the team's longest rush of 75 yards for a TD and the second-longest reception of 81 yards during the campaign...His 18.6 yards per reception ranked first among the program and ranked 24th nationally...Twenty-seven of his 40 receptions on the year either went for a first down or TD...Also registered 12 kickoff returns for 286 yards and added six special teams tackles...

Named to the Biletnikoff Award Watch List...Recorded four receptions for 66 yards and one TD against New Mexico State...Posted a 122 receiving yards on six receptions and added one TD at South Carolina, earning Offensive Player of the Week honors...Posted a career-long 81-yard TD reception...Selected as both an Offensive and Special Teams Player of the Week for his play against Southern Miss., finishing with a career-high 148 yards on just four receptions, while also matching a career-high two TD receptions...Against Texas A&M, posted one reception for a TD that went for 33 yards, adding four kickoff returns for a season-best 131 yards...Caught four passes for 47 yards and one TD against Arkansas...Posted three receptions for 68 yards and added three kickoff returns for 71 yards against LSU...Posted six receptions for 99 yards and one TD in the Iron Bowl against Auburn...As a sophomore in 2018, appeared in 14 games and tallied 46 receptions for 741 yards and 11 TDs...His receptions and TDs both marked career highs...His 11 TD receptions tied for second in the SEC...Also tallied 13 receptions of at least 20 yards while 34 of his 47 receptions on the season went for a first down or TD...Posted eight special teams tackles on the season...Earned Special Teams Player of the Week honors from Alabama coaches for his performances against Texas A&M, Tennessee and Auburn while garnering Offensive Player of the Week honors for his efforts against Louisiana...Recorded three receptions with one score for the third consecutive week, tallying 84 receiving yards...Posted a team-high five receptions for 116 yards and two TDs, all marking career highs at the time in the contest against Louisiana...Registered one reception for 21 yards while also recovering a fumble recovery returned for a TD against Arkansas...Recorded three receptions for 65 yards and a score and added one tackle on special teams against Tennessee...Hauled in four passes for 55 yards and a TD against LSU...Led all receivers with a team-high six receptions for 114 yards against The Citadel...Tied for the team lead with five catches for 62 yards to go along with a career-high two TD receptions...Posted three receptions for 49 yards and three special teams tackles against Georgia in the SEC Championship victory...Hauled in three passes for 14 yards and a score in the College Football Playoffs against Oklahoma...Posted one reception for three yards in the National Championship game...As a freshman in 2017, was named to the All-SEC Freshman team after appearing in 14 contests and totaling 12 receptions for 229 yards, totaling six receiving TDs on the year...Also added 13 kickoff returns for 239 yards and eight punt returns for 46 yards...Hauled in a TD pass for the third consecutive game against Arkansas and also registered two kickoff returns for 40 yards...Recorded another TD reception against Tennessee, registering a season-long reception of 60 yards...Recorded one reception for 47 yards and posted one kickoff for 18 yards against LSU...Returned a season-high three kickoffs for 48 yards and added two receptions for 25 yards in the College Football Playoffs against Clemson...Tied for the team lead with three receptions for 29 yards, while adding his team-leading sixth TD reception of the season in the team's National Championship victory over Georgia.

PERSONAL: Attended Robert E. Lee High School in Montgomery, Ala. ... Rated a five-star prospect by 247Sports...Ranked No. 24 nationally in the Top247 and the outlet's top-rated receiver...Rated as Scout.com's No. 10 receiver in the nation and the top wide receiver in the state of Alabama...Ranked as the No. 166th-best prospect in the country in the ESPN 300 and the No. 23 wide receiver...Participated in the U.S. Army All-American Game as well as the Alabama-Mississippi All-Star Game...Took part in the Rivals100 Five-Star Challenge and was a PrepStar 300 All-American while also being named the 8A Back of the Year by the Alabama Sports Writers Association...Also named an All-State selection by the ASWA...Recorded 38 receptions for 639 yards and nine scores while tallying 36 carries for 446 yards and seven TDs as a senior...Also posted one additional score while returning seven kickoffs for 352 yards...Was forced into QB duties late in his senior season and completed 11-of-23 passes for 186 yards and three TDs...As a junior in 2015, compiled 44 receptions for 1,010 yards and 11 TDs, while adding 237 yards on eight kickoff returns...Also played varsity basketball, averaging 11.4 points, 2.7 rebounds and 1.5 steals per game as a senior.

AT A GLANCE

- Played three years at Alabama (2016-19), appearing in 41 games and compiling 98 receptions for 1,716 yards and 24 TDs.
- Finished his career ranking third in program history with 24 receiving TDs, while ranking sixth in Alabama annals with a 17.5-yard average per reception.
- His 18.6 yards per reception during his final season ranked first on the team and placed him 24th nationally.
- In 2018, registered career highs in receptions (46) and receiving TDs (11), which ranked second in the SEC.



HENRY RUGGS III'S OFFENSIVE COLLEGIATE CAREER STATISTICS

Year	School	RECEIVING						RUSHING					
		GP	GS	Rec.	Yds.	Avg.	Lg.	TD	Att.	Yds.	Avg.	Lg.	TD
2017	Alabama	14	0	12	229	19.1	60	6	0	0	-	-	0
2018	Alabama	15	15	46	741	16.1	57	11	0	0	-	-	0
2019	Alabama	12	12	40	746	18.7	81	7	2	75	37.5	75	1
Collegiate Totals		41	27	98	1,716	17.5	81	24	2	75	37.5	75	1

76 JOHN SIMPSON

Position: **Offensive Line**

HT/WT: **6-4/330**

Acquired: **D4a-'20**

Hometown: **North Charleston, S.C.**

College: **Clemson**

Born: **08/19/97**

NFL Season: **R**

Raiders Season: **R**



TRANSACTIONS: Selected by Las Vegas Raiders in the fourth round (109th overall) of the 2020 NFL Draft, April 25, 2020.

COLLEGE: Four-year letterman at Clemson (2016-19), appearing in 50 games with 29 starts...Was a consensus All-American and first-team selection of the AFCA, FWAAs, Sporting News and WCFF...Named second-team All-American by the Associated Press...Became the sixth Clemson offensive lineman to earn consensus All-American honors, joining Harry Olszewski (1967), Stacy Long (1990), Jeb Flesch (1991), Stacy Seegers (1993) and Mitch Hyatt (2018)...In 2019, started all 14 games and was named an Outland Trophy semifinalist and first-team All-ACC selection...Helped pave the way for Clemson to record the most rushing yards (411) in a season opener since 1957... Earned ACC Offensive Lineman of the Week against No. 12 Texas A&M...Repeated as ACC Offensive Lineman of the Week at Syracuse as the Tigers did not allow a sack and produced 612 yards of offense...Helped Clemson's offense record 552 total yards against Florida State...Paved the way for 298 rushing yards at Louisville...Helped Clemson exceed both 300 passing yards and 300 rushing yards against Boston College...Scored on a 1-yard TD run, the first TD of his football career at any level, in a win at NC State...Became Clemson's first offensive lineman to score a TD since 2011, earning ACC Offensive Lineman of the Week for the third time on the season...Helped the Tigers record 600 yards of offense against No. 22 Virginia en route to a fifth straight ACC Championship...Started on an offensive line that helped Clemson produce the fifth-largest comeback in school history, overcoming a 16-0 deficit in a Fiesta Bowl win against No. 2 Ohio State...Started at guard in the CFP National Championship against No. 1 LSU...In 2018, started all 15 games en route to being named third-team All-ACC...Helped the offense gain 413 yards in a start at Texas A&M...Paved the way for 286 rushing yards and 309 passing yards in a start against Georgia Southern...Helped Clemson eclipse 200 yards rushing and passing in a start at Georgia Tech...Was part of an offensive line that helped Clemson accrue 698 yards and a school-record 11.8 yards per carry at Wake Forest, resulting in the entire offensive line earning team offensive player of the game honors... Helped Clemson accrue 471 yards of offense against No. 16 NC State...Helped the Tigers set school records in yards per play (11.6) and yards per carry (13.3) vs. Louisville, resulting in the offensive line's second collective selection as offensive player of the game...Helped guide Clemson to 744 total yards against South Carolina, the third-highest total in school history...Helped the offense record 327 passing yards and 211 rush yards against No. 3 Notre Dame in the Cotton Bowl... Started at guard in the CFP National Championship victory against No. 1 Alabama...In 2017, saw action in 12 games...Named co-offensive player-of-the-game at Boston College...Saw action along the offensive line against No. 7 Miami (Fla.) in the ACC Championship game...In 2016, appeared in nine games and allowed just one sack...Appeared in the Fiesta Bowl against Ohio State...Graduated with a degree in sociology.

PERSONAL: Attended Fort Dorchester High School in North Charleston, S.C. ...Was named a finalist for Mr. Football in state of South Carolina...Named Palmetto Lineman of the Year...Played in the US Army All-American game...Rated No. 151 overall prospect in the country by 247Sports...Listed No. 2 in South Carolina and No. 7 at his position by 247 Sports... Rated No. 232 overall by ESPN, the second-best prospect in South Carolina and No. 14 at his position...Listed No. 3 prospect in the state by Rivals...Also won a state championship in wrestling as a junior.

AT A GLANCE

- Played four seasons at Clemson from 2016-19, appearing in 50 games with 29 starts.
- Helped Clemson post a 29-1 record during his two seasons as a full-time starter.
- In 2019, was named a consensus All-American by the AFCA, FWAAs, Sporting News and WCFF.
- Was named an Outland Trophy semifinalist and first-team All-ACC selection following his senior season.
- Became the sixth Clemson offensive lineman to earn consensus All-American honors all-time, joining Harry Olszewski (1967), Stacy Long (1990), Jeb Flesch (1991), Stacy Seegers (1993) and Mitch Hyatt (2018).



JOHN SIMPSON'S COLLEGIATE CAREER STATISTICS

Year	School	GP	GS
2016	Clemson	9	0
2017	Clemson	12	0
2018	Clemson	15	15
2019	Clemson	14	14
Collegiate Totals		50	29



NICK BOWERS

49

TE | 6-4 | 260 | Rookie | PENN STATE | 05/26/96

Signed by Las Vegas Raiders as an undrafted free agent, May 5, 2020...Played four years at Penn State, playing in 26 games with two starts...Totalled 17 career catches for 279 yards and five TDs...As a senior, appeared in 13 games with two starts...Hauled in a career-high 10 passes for 214 yards and three TDs...Selected Academic All-Big Ten...Named to the Pro Football Focus Big Ten Team of the Week after catching two passes for a career-best 70 yards at Maryland...Output against Terrapins included a 15-yard TD reception and a career-long 55-yard reception in the third quarter...Named to the PFF Big Ten Team of the Week after tying a career high with three catches for 66 yards, including a 48-yard grab, against Purdue...Hauled in a 10-yard TD pass at Minnesota and a 12-yard TD grab against Indiana...As a junior, saw action in 10 games and totaled six catches for 50 yards with one TD...Academic All-Big Ten selection...Posted three catches for 18 yards against Michigan State...Hauled in three passes for 32 yards, including a 25-yard catch and a 1-yard TD reception, against Kentucky...As a sophomore, played in three games and had one catch...First-career catch was a 15-yard TD against Nebraska...As a redshirt freshman, missed the season due to injury... Attended Kittanning (Pa.) High School, earning four letters and serving as team captain as a senior...Named first-team all-state (AA) by Pennsylvania Football News...All-Allegheny Conference selection for offense as a junior and senior and for defense as a junior...As a senior, tallied 32 receptions for 503 yards and nine TDs...As a junior, totaled 54 receptions for a school-record 856 yards and eight TDs...Also rushed for 407 yards and seven TDs, leading team to a 9-1 record and its first undefeated regular season since 1976...Rated a three-star prospect by 247Sports.com, ESPN, Rivals.com and Scout.com...Ranked top-25 among the nation's tight ends by ESPN and 247Sports.com...Also lettered in track and field, setting the school record in the shot put...Graduated with a degree in labor and employment relations in May 2019.



MADRE HARPER

43

DB | 6-2 | 190 | Rookie | SOUTHERN ILLINOIS | 10/13/97

Signed by Las Vegas Raiders as an undrafted free agent, May 5, 2020...Played two years at Southern Illinois after transferring from Oklahoma State...In two seasons at Southern Illinois, played in 21 games with 15 starts...Totals included 88 tackles (72 solo), one tackle for loss, a half-sack, two INTs, 20 passes defended and one forced fumble...As a senior, played in a career-high 11 games with 10 starts...Posted two INTs, 42 tackles (30), one tackle for loss and 14 passes defended...Named Missouri Valley Football Conference (MVFC) honorable mention... Ranked No. 17 in the nation with 1.3 passes defended per game...His tackle total ranked sixth on the team and first among the team's cornerbacks...Posted a career-high eight tackles (seven) at Southeastern Missouri... Recorded single INTs at UMass and at South Dakota...As a junior, saw action in 10 games with five starts...Posted a career-high 46 tackles (42) to rank fifth on the team and first among cornerbacks...Also notched a half-sack, six passes defended and one forced fumble...Ranked second on the team in passes defended...Recorded a forced fumble at Murray State and was credited with a half-sack at Illinois State...Posted a season-high nine solo stops at Youngstown State and three passes defended at North Dakota State...Played two years at Oklahoma State, playing in 12 games...Played in seven games as a sophomore, posting 10 tackles...Saw action in five games as a true freshman...Attended Lamar High School in Arlington, Texas...Ranked as a three-star recruit and listed as the No. 15 cornerback in Texas by Scout.com...Also ranked as the No. 47 cornerback in the nation by 247Sports.com...As a senior, led Lamar to an 11-2 record...Named first-team all-district three times...Also lettered in track and field...first name is pronounced muh-DRAY.



MIKE PANASIUK

91

DL | 6-4 | 300 | Rookie | MICHIGAN STATE | 10/13/97

Signed by Las Vegas Raiders as an undrafted free agent, May 7, 2020...Played four years at Michigan State, playing in 51 games with 41 starts...Career totals included 100 tackles (40 solo), 18 tackles for loss, four sacks, two INTs, six passes defended and one forced fumble... As a senior, played in 13 games with 12 starts...Recorded a career-high 36 tackles (13), nine tackles for loss, two sacks, one fumble recovery and two passes defended...Named honorable mention All-Big Ten by media and coaches and named second-team All-Big Ten by Pro Football Focus...Matched a career high with seven tackles at Ohio State, adding a career-high 3.5 tackles for loss one sack and a forced fumble...Made 37th consecutive start of his career against Penn State, recording five stops with one sack...Scored first-career TD on an INT return off a deflected pass, returning it 14 yards for a score in a win over Wake Forest in the New Era PinStripe Bowl...As a junior, started all 13 games on the nation's top-ranked rushing defense... Credited with 25 tackles (nine), six tackles for loss, 1.5 sacks, three passes defended, one INT and one blocked FG...Named second-team All-Big Ten by Pro Football Focus...Named honorable mention All-Big Ten by media and coaches...Teamed up with his brother, Jacob, on a sack and added his first-career INT against Northwestern...Blocked a potentially game-tying field goal attempt and posted three tackles against Purdue...Posted a sack and 1.5 tackles for loss against Oregon in the Red Box Bowl...As a sophomore, started all 13 games and posted 25 tackles (10) and 2.5 tackles for loss as the Spartans ranked second in the nation in rush defense...Named honorable mention All-Big Ten by media...Registered four tackles, including first-career solo sack, against Notre Dame...Had a season-high five stops against Indiana...As a freshman, played in all 12 games with three starts...Totalled 14 tackles (eight)...Honorable mention BTN.com All-Freshman Team selection...Had seven tackles against Ohio State, including a half-sack...Attended Lake Park West High School in Roselle, Ill...Rated as the No. 21 defensive tackle in the nation by Rivals.com, No. 32 by 247Sports.com and No. 33 by ESPN.com...Ranked as the No. 3 senior in the state by Rivals.com, No. 5 by ESPN.com and No. 6 by 247Sports.com...Two-time All-DuPage Valley Conference selection...As a senior, named to the Chicago Sun-Times and Daily Herald all-area teams...Recorded 68 tackles, 19 tackles for loss, three sacks and two passes defended...Also played offensive line and fullback...As a junior, named DuPage Valley Conference Co-Defensive Player of the Year...Produced 56 tackles, 13 tackles for loss and four sacks...Also lettered in basketball and track and field...Brother plays at Michigan State...Graduated with a degree in interdisciplinary studies in social science – human capital and society... Last name is pronounced PAN-uh-sook.

UNDRAFTED FREE AGENTS




KAMAAL SEYMOUR

63

OL | 6-6 | 324 | Rookie | RUTGERS | 04/27/96

Signed by Las Vegas Raiders as an undrafted free agent, May 6, 2020...Played four years at Rutgers, playing in 46 career games with 41 starts...Made all of his collegiate starts at right tackle after moving to the offensive line as a redshirt freshman...As a senior, started all 12 games and earned the David Bender Trophy as the team's top offensive lineman...Named Academic All-Big Ten...Helped offense to 554 total yards and allowed only one sack in season-opening win over UMass...Part of a unit that racked up 271 rushing yards against Liberty... Honored on Senior Day against Michigan State and made his 41st consecutive start...As a

junior, started all 12 games at right tackle...Named Academic All-Big Ten...Part of an offensive line that ranked second in the Big Ten and No. 19 in the nation by allowing just 1.33 sacks per game...Blocked for an attack that produced 200 yards both rushing and passing in the season opener against Texas State...As a sophomore, started all 12 games at right tackle...Named Academic All-Big Ten...Part of an offensive line that tied for first in the Big Ten by permitting just 1.5 sacks per game...Started the season opener at right tackle...Helped offense rush for 274 yards at Illinois...Part of an offense that did not allow a sack and rushed for 239 yards against Maryland...As a redshirt freshman, played in 10 games and made five starts...Made collegiate debut against Howard...Made first-career start at right tackle at Minnesota...Attended Grand Street Campus High School in Brooklyn, N.Y. ...Played defensive end and defensive tackle during prep career...As a senior, helped team reach PSAL city championship semifinal and finish with a 10-2 record...Named MSG Varsity All-New York City First Team...Recorded 10 sacks and 61 tackles...As a junior, notched two sacks and 44 tackles...Consensus three-star recruit...Ranked No. 2 defensive tackle prospect in the state and No. 5 overall prospect from New York...Ranked as the No. 7 player in New York by Rivals.com and the No. 10 player in the Empire State by ESPN.com...Also played basketball...Native of Jamaica, moved to Brooklyn at age five.



JAVIN WHITE

53

LB | 6-2 | 205 | Rookie | UNLV | 02/21/97

Signed by Las Vegas Raiders as an undrafted free agent, May 5, 2019...Played four years at UNLV, playing in 43 games with 29 starts...Totaled 201 tackles (124 solo), 18 tackles for loss, 3.5 sacks, nine INTs, 15 passes defended, seven forced fumbles and one fumble recovery... Named to the UNLV Football All-Decade Team at linebacker...Finished career sixth in school history with nine INTs and third with seven forced fumbles...As a senior, started in all 12 games, lining up as a strongside linebacker, free safety and cornerback...Named honorable mention All-Mountain West...Named to the Butkus Award watch list, becoming the first Rebel

named to the list since 2012...Posted 79 tackles (54), 8.5 tackles for loss, 1.5 sacks, three INTs, 11 passes defended, two forced fumbles and one fumble recovery...Named Mountain West Defensive Player of the Week after posting seven tackles, including 2.5 tackles for loss, and forcing two turnovers in a win at Vanderbilt...Recorded an INT and forced a fumble on a half-sack to set up a TD as UNLV recorded its first-ever road win over an SEC team...As a junior, started all 12 games and posted 74 tackles (40), 6.5 tackles for loss and two sacks...Led team with four INTs and was credited with four passes defended...Ranked No. 9 in the nation with four forced fumbles...Posted 10 tackles in back-to-back games against New Mexico and Utah State... Named Mountain West Defensive Player of the Week after recording two INTs in season finale win over rival Nevada...As a sophomore, played in 11 games and started the final five contests of the season...Posted 42 tackles (27), three tackles for loss, two INTs and one forced fumble...Against No. 9 Ohio State, returned an INT 65 yards for a TD and forced a fumble at the goal line to stop the Buckeyes...As a redshirt freshman, played in eight games and totaled six tackles (three)...Attended McClymonds High School in Oakland, Calif. ...Three-year letterwinner...Named a three-star prospect by Rivals.com...As a senior, named to the All-Oakland Athletic League First Team...Earned second-team All-East Bay and all-metro...Also participated in track, running the 110-meter hurdles and the high jump...First name is pronounced JAY-vin.

OFFENSE

No.	Player	Pos.
OFFENSIVE LINE		
60	Jordan Roos	G
61	Rodney Hudson	C
63	Kamaal Seymour	OL
64	Richie Incognito	G
65	Jordan Devey	OL
66	Gabe Jackson	G
67	Lester Cotton Sr.	G
68	Andre James	OL
69	Eric Kush	OL
70	Sam Young	T
71	Denzelle Good	G/T
72	David Sharpe	T
74	Kolton Miller	T
75	Brandon Parker	T
76	John Simpson	OL
77	Trent Brown	T
TIGHT ENDS		
49	Nick Bowers	TE
82	Jason Witten	TE
83	Darren Waller	TE
85	Derek Carrier	TE
87	Foster Moreau	TE
WIDE RECEIVERS		
10	Rico Gafford	WR
11	Henry Ruggs III	WR
12	Zay Jones	WR
13	Hunter Renfrow	WR
15	Nelson Agholor	WR
16	Tyrell Williams	WR
17	De'Mornay Pierson-El	WR
18	Keelan Doss	WR
88	Marcell Ateman	WR
89	Bryan Edwards	WR
RUNNING BACKS		
28	Josh Jacobs	RB
30	Jalen Richard	RB
33	Lynn Bowden Jr.	RB
34	Devontae Booker	RB
36	Rod Smith	RB
40	William Stanback	RB
45	Alec Ingold	FB
QUARTERBACKS		
3	Nathan Peterman	QB
4	Derek Carr	QB
8	Marcus Mariota	QB
RESERVE/NON-FOOTBALL ILLNESS		
84	Nick O'Leary	TE
RESERVE/PUP		
	Nick Nelson	CB

DEFENSE

No.	Player	Pos.
DEFENSIVE LINE		
59	Nick Usher	DE
73	Maurice Hurst	DT
78	Kendal Vickers	DE
79	Ade Aruna	DE
90	Johnathan Hankins	DT
91	Mike Panasiuk	DL
93	Daniel Ross	DT
94	Carl Nassib	DE
95	Datone Jones	DE
96	Clelin Ferrell	DE
97	Maliek Collins	DT
98	Maxx Crosby	DE
99	Arden Key	DE
LINEBACKERS		
42	Cory Littleton	LB
44	Nick Kwiatkoski	LB
50	Nicholas Morrow	LB
53	Javin White	LB
54	Bryce Hager	LB
55	Tanner Muse	LB
56	Justin Phillips	LB
58	Kyle Wilber	LB
DEFENSIVE BACKS		
20	Damon Arnette	CB
21	Prince Amukamara	CB
22	Keisean Nixon	CB
23	Damarious Randall	DB
24	Johnathan Abram	S
25	Erik Harris	S
26	Nevin Lawson	CB
27	Trayvon Mullen	CB
29	Lamaricus Joyner	S
31	Isaiah Johnson	CB
32	Dallin Leavitt	S
37	Dylan Mabin	CB
38	Jeff Heath	S
41	Amik Robertson	CB
43	Madre Harper	DB
SPECIALISTS		
2	Daniel Carlson	K
6	AJ Cole	P
47	Trent Sieg	LS
RESERVE/OPT-OUT		
	Ukeme Eligwe	LB
	D.J. Killings	CB
	Jeremiah Valoaga	DE

ALPHABETICAL ROSTER

No.	Player	Pos	Ht	Wt	Birth		NFL		College	Hometown	How Acq.
					Date	Age	Exp				
24	Abram, Johnathan	S	6-0	205	10/25/96	23	2	Mississippi State	Columbia, Miss.	D1c-'19	
15	Agholor, Nelson	WR	6-0	198	05/24/93	27	6	USC	Tampa, Fla.	UFA-'20 (Phi.)	
21	Amukamara, Prince	CB	6-0	206	06/06/89	31	10	Nebraska	Glendale, Ari.	FA-'20	
20	Arnette, Damon	CB	6-0	195	09/02/96	23	R	Ohio State	Fort Lauderdale, Fla.	D1b-'20	
79	Aruna, Ade	DE	6-5	263	04/27/94	26	2	Tulane	Akure, Nigeria	FA-'19	
88	Ateman, Marcell	WR	6-4	215	09/16/94	25	3	Oklahoma State	Kansas, Texas	D7-'18	
34	Booker, Devontae	RB	5-11	219	05/27/92	28	5	Utah	Sacramento, Calif.	FA-'20	
33	Bowden Jr., Lynn	RB	6-1	199	10/14/97	22	R	Kentucky	Youngstown, Ohio	D3a-'20	
49	Bowers, Nick	TE	6-4	260	05/26/96	24	R	Penn State	Kittanning, Pa.	FA-'20	
77	Brown, Trent	T	6-8	380	04/13/93	27	6	Florida	Albany, Ga.	UFA-'19 (NE)	
2	Carlson, Daniel	K	6-5	215	01/23/95	25	3	Auburn	Colorado Springs, Colo.	FA-'18	
4	Carr, Derek	QB	6-3	210	03/28/91	29	7	Fresno State	Bakersfield, Calif.	D2-'14	
85	Carrier, Derek	TE	6-3	240	07/25/90	30	8	Beloit	Edgerton, Wis.	UFA-'18 (LAR)	
6	Cole, AJ	P	6-4	220	11/27/95	24	2	North Carolina State	College Park, Ga.	FA-'19	
97	Collins, Maliek	DT	6-2	310	04/08/95	25	5	Nebraska	Kansas City, Mo.	UFA-'20 (Dal.)	
67	Cotton Sr., Lester	G	6-4	335	02/20/96	24	1	Alabama	Tuscaloosa, Ala.	FA-'19	
98	Crosby, Maxx	DE	6-5	255	08/22/97	22	2	Eastern Michigan	Colleyville, Texas	D4a-'19	
65	Devey, Jordan	OL	6-6	320	01/11/88	32	7	Memphis	American Fork, Utah	UFA-'19 (KC)	
18	Doss, Keelan	WR	6-3	215	03/21/96	24	2	UC Davis	Alameda, Calif.	FA-'20	
89	Edwards, Bryan	WR	6-3	215	11/13/98	21	R	South Carolina	Conway, S.C.	D3b-'20	
96	Ferrell, Clelin	DE	6-4	265	05/17/97	23	2	Clemson	Richmond, Va.	D1a-'19	
10	Gafford, Rico	WR	5-10	185	05/23/96	24	1	Wyoming	West Des Moines, Iowa	FA-'18	
71	Good, Denzelle	G/T	6-5	340	03/08/91	29	6	Mars Hill	Gaffney, S.C.	W-'18	
54	Hager, Bryce	LB	6-1	237	05/04/92	28	6	Baylor	Austin, Texas	FA-'20	
90	Hankins, Johnathan	DT	6-3	340	03/30/92	28	8	Ohio State	Dearborn Heights, Mich.	FA-'18	
43	Harper, Madre	DB	6-2	190	10/13/97	22	R	Southern Illinois	Arlington, Texas	FA-'20	
25	Harris, Erik	S	6-2	220	04/02/90	30	5	California (PA)	New Oxford, Pa.	FA-'17	
38	Heath, Jeff	S	6-1	212	05/14/91	29	8	Saginaw Valley State	Warren, Mich.	UFA-'20 (Dal.)	
61	Hudson, Rodney	C	6-2	315	07/12/89	31	10	Florida State	Mobile, Ala.	UFA-'15 (KC)	
73	Hurst, Maurice	DT	6-2	291	05/09/95	25	3	Michigan	Canton, Mass.	D5a-'18	
64	Incognito, Richie	G	6-3	325	07/05/83	37	13	Nebraska	Bogota, N.J.	FA-'19	
45	Ingold, Alec	FB	6-1	240	07/09/96	24	2	Wisconsin	Green Bay, Wis.	FA-'19	
66	Jackson, Gabe	G	6-3	335	07/12/91	29	7	Mississippi State	Liberty, Miss.	D3-'14	
28	Jacobs, Josh	RB	5-10	220	02/11/98	22	2	Alabama	Tulsa, Okla.	D1b-'19	
68	James, Andre	OL	6-4	300	05/02/97	23	2	UCLA	Herriman, Utah	FA-'19	
31	Johnson, Isaiah	CB	6-2	210	12/20/95	24	2	Houston	Bryan, Texas	D4b-'19	
95	Jones, Datone	DE	6-4	285	07/24/90	30	6	UCLA	Compton, Calif.	FA-'20	
12	Jones, Zay	WR	6-2	200	03/30/95	25	4	East Carolina	Austin, Texas	TR-'19 (Buf.)	
29	Joyner, Lamaricus	S	5-8	185	11/27/90	29	7	Florida State	Miami, Fla.	UFA-'19 (LAR)	
99	Key, Arden	DE	6-5	240	05/03/96	24	3	LSU	Decatur, Ga.	D3b-'18	
69	Kush, Eric	OL	6-4	317	09/09/89	30	8	California (PA)	Bridgeville, Pa.	UFA-'20 (Cle.)	
44	Kwiatkoski, Nick	LB	6-2	242	05/26/93	27	5	West Virginia	Bethel Park, Pa.	UFA-'20 (Chi.)	
26	Lawson, Nevin	CB	5-10	190	04/23/91	29	7	Utah State	Lauderhill, Fla.	UFA-'19 (Det.)	
32	Leavitt, Dallin	S	5-10	195	08/08/94	26	2	Utah State	Portland, Ore.	FA-'18	
42	Littleton, Cory	LB	6-3	228	11/18/93	26	5	Washington	Spring Valley, Calif.	UFA-'20 (LAR)	
37	Mabin, Dylan	CB	6-1	195	09/14/97	22	1	Fordham	Macedonia, Ohio	FA-'19	
8	Mariota, Marcus	QB	6-4	222	10/30/93	26	6	Oregon	Honolulu, Hawaii	UFA-'20 (Ten.)	
74	Miller, Kolton	T	6-8	325	10/09/95	24	3	UCLA	Roseville, Calif.	D1-'18	
87	Moreau, Foster	TE	6-4	250	05/06/97	23	2	LSU	New Orleans, La.	D4c-'19	
50	Morrow, Nicholas	LB	6-0	225	07/10/95	25	4	Greenville	Huntsville, Ala.	FA-'17	
27	Mullen, Trayvon	CB	6-2	200	09/20/97	22	2	Clemson	Fort Lauderdale, Fla.	D2-'19	
55	Muse, Tanner	LB	6-2	227	09/06/96	23	R	Clemson	Belmont, N.C.	D3c-'20	
94	Nassib, Carl	DE	6-7	275	04/12/93	27	5	Penn State	West Chester, Pa.	UFA-'20 (TB)	
22	Nixon, Keisean	CB	5-10	200	06/22/97	23	2	South Carolina	Compton, Calif.	FA-'19	
91	Panasiuk, Mike	DL	6-4	300	10/13/97	22	R	Michigan State	Roselle, Ill.	FA-'20	
75	Parker, Brandon	T	6-8	320	10/21/95	24	3	North Carolina A&T	Kannapolis, N.C.	D3a-'18	
3	Peterman, Nathan	QB	6-2	225	05/04/94	26	4	Pittsburgh	Jacksonville, Fla.	FA-'18	
56	Phillips, Justin	LB	6-0	235	10/10/95	24	1	Oklahoma State	Houston, Texas	FA-'20	
17	Pierson-El, De'Mornay	WR	5-9	195	12/26/95	24	1	Nebraska	Alexandria, Va.	FA-'20	
23	Randall, Damarious	DB	5-11	196	08/29/92	27	6	Arizona State	Pensacola, Fla.	UFA-'20 (Cle.)	

ALPHABETICAL ROSTER

13	Renfrow, Hunter	WR	5-10	185	12/21/95	24	2	Clemson	Myrtle Beach, S.C.	D5-'19
30	Richard, Jalen	RB	5-8	205	10/15/93	26	5	Southern Mississippi	Alexandria, La.	FA-'16
41	Robertson, Amik	CB	5-9	183	07/06/98	22	R	Louisiana Tech	Thibodaux, La.	D4b-'20
60	Roos, Jordan	G	6-3	302	07/06/93	27	4	Purdue	Celina, Texas	FA-'20
93	Ross, Daniel	DT	6-4	300	03/15/93	27	4	Northeast Mississippi CC	Louisville, Ken.	UFA-'20 (Dal.)
11	Ruggs III, Henry	WR	6-0	190	01/24/99	21	R	Alabama	Montgomery, Ala.	D1a-'20
63	Seymour, Kamaal	OL	6-6	324	04/27/96	24	R	Rutgers	Brooklyn, N.Y.	FA-'20
72	Sharpe, David	T	6-6	330	10/21/95	24	4	Florida	Jacksonville, Fla.	W-'18 (Hou.)
47	Sieg, Trent	LS	6-3	240	05/19/95	25	3	Colorado State	Eaton, Colo.	FA-'18
76	Simpson, John	OL	6-4	330	08/19/97	23	R	Clemson	North Charleston, S.C.	D4a-'20
36	Smith, Rod	RB	6-3	236	01/10/92	28	6	Ohio State	Fort Wayne, Ind.	FA-'19
40	Stanback, William	RB	6-0	231	07/06/94	26	1	Virginia Union	Hempstead, N.Y.	FA-'20
59	Usher, Nick	DE	6-3	216	01/22/95	25	1	UTEP	Los Angeles, Calif.	FA-'20
78	Vickers, Kendal	DE	6-3	295	05/23/95	25	1	Tennessee	Havelock, N.C.	FA-'20
83	Waller, Darren	TE	6-6	255	09/13/92	27	4	Georgia Tech	Acworth, Ga.	FA-'18
53	White, Javin	LB	6-2	205	02/21/97	23	R	UNLV	Vacaville, Calif.	FA-'20
58	Wilber, Kyle	LB	6-4	240	04/26/89	31	9	Wake Forest	Apopka, Fla.	UFA-'18 (Dal.)
16	Williams, Tyrell	WR	6-4	205	02/12/92	28	6	Western Oregon	Salem, Ore.	UFA-'19 (LAC)
82	Witten, Jason	TE	6-6	263	05/06/82	38	17	Tennessee	Elizabethton, Ten.	UFA-'20 (Dal.)
70	Young, Sam	T	6-8	302	06/24/87	33	11	Notre Dame	Coral Springs, Fla.	FA-'20

Reserve/Opt-Out


	Eligwe, Ukeme	LB	6-2	239	04/27/94	26	3	Georgia Southern	Atlanta, Ga.	FA-'19
	Killings, D.J.	CB	5-10	195	08/09/95	25	2	UCF	Jacksonville, Fla.	FA-'19
	Valoaga, Jeremiah	DE	6-6	275	11/15/94	25	2	UNLV	Oxnard, Calif.	W-'19 (SF)

Reserve/Non-Football Illness

84	O'Leary, Nick	TE	6-3	252	08/31/92	27	5	Florida State	Palm Beach Gardens, Fla.	UFA-'20 (Jac.)
----	---------------	----	-----	-----	----------	----	---	---------------	--------------------------	----------------

Reserve/Physically Unable to Perform

	Nelson, Nick	CB	5-11	205	10/16/96	23	2	Wisconsin	Glenarden, Md.	D4-'18
--	--------------	----	------	-----	----------	----	---	-----------	----------------	--------



NUMERICAL ROSTER

No.	Player	Pos.	No.	Player	Pos.
2	Daniel Carlson	K	60	Jordan Roos	G
3	Nathan Peterman	QB	61	Rodney Hudson	C
4	Derek Carr	QB	63	Kamaal Seymour	OL
6	AJ Cole	P	64	Richie Incognito	G
8	Marcus Mariota	QB	65	Jordan Devey	OL
10	Rico Gafford	WR	66	Gabe Jackson	G
11	Henry Ruggs III	WR	67	Lester Cotton Sr.	G
12	Zay Jones	WR	68	Andre James	OL
13	Hunter Renfrow	WR	69	Eric Kush	OL
15	Nelson Agholor	WR	70	Sam Young	T
16	Tyrell Williams	WR	71	Denzelle Good	G/T
17	De'Mornay Pierson-EI	WR	72	David Sharpe	T
18	Keelan Doss	WR	73	Maurice Hurst	DT
20	Damon Arnette	CB	74	Kolton Miller	T
21	Prince Amukamara	CB	75	Brandon Parker	T
22	Keisean Nixon	CB	76	John Simpson	OL
23	Damarius Randall	DB	77	Trent Brown	T
24	Johnathan Abram	S	78	Kendal Vickers	DE
25	Erik Harris	S	79	Ade Aruna	DE
26	Nevin Lawson	CB	82	Jason Witten	TE
27	Trayvon Mullen	CB	83	Darren Waller	TE
28	Josh Jacobs	RB	85	Derek Carrier	TE
29	Lamaricus Joyner	S	87	Foster Moreau	TE
30	Jalen Richard	RB	88	Marcell Ateman	WR
31	Isaiah Johnson	CB	89	Bryan Edwards	WR
32	Dallin Leavitt	S	90	Johnathan Hankins	DT
33	Lynn Bowden Jr.	RB	91	Mike Panasiuk	DL
34	Devontae Booker	RB	93	Daniel Ross	DT
36	Rod Smith	RB	94	Carl Nassib	DE
37	Dylan Mabin	CB	95	Datone Jones	DE
38	Jeff Heath	S	96	Clelin Ferrell	DE
40	William Stanback	RB	97	Maliq Collins	DT
41	Amik Robertson	CB	98	Maxx Crosby	DE
42	Cory Littleton	LB	99	Arden Key	DE
43	Madre Harper	DB			
44	Nick Kwiatkoski	LB			
45	Alec Ingold	FB			
47	Trent Sieg	LS			
49	Nick Bowers	TE			
50	Nicholas Morrow	LB			
53	Javin White	LB			
54	Bryce Hager	LB			
55	Tanner Muse	LB			
56	Justin Phillips	LB			
58	Kyle Wilber	LB			
59	Nick Usher	DE			
			Reserve/Opt-Out		
				Jeremiah Valoaga	DE
				Ukeme Eligwe	LB
				D.J. Killings	CB
			Reserve/Non-Football Illness		
			84	Nick O'Leary	TE
			Reserve/Physically Unable to Perform		
				Nick Nelson	CB



2019 YEAR IN REVIEW

RUNNING BACK
JOSH JACOBS

DEFENSIVE END
MAXX CROSBY

TIGHT END
DARREN WALLER

SAFETY
ERIK HARRIS

2019 RESULTS

PRESEASON (3-1)

DATE	OPPONENT	RESULT	ATTENDANCE
Sat., Aug. 10	LOS ANGELES RAMS	W, 14-3	48,715
Thu., Aug. 15	at Arizona Cardinals	W, 33-26	60,221
Thu., Aug. 22	GREEN BAY PACKERS (<i>Winnipeg</i>)	W, 22-21	21,992
Thu., Aug. 29	at Seattle Seahawks	L, 15-17	68,461

REGULAR SEASON (7-9)

DATE	OPPONENT	RESULT	ATTENDANCE
Mon., Sept. 9	DENVER BRONCOS	W, 24-16	52,359
Sun., Sept. 15	KANSAS CITY CHIEFS	L, 10-28	52,748
Sun., Sept. 22	at Minnesota Vikings	L, 14-34	66,738
Sun., Sept. 29	at Indianapolis Colts	W, 31-24	62,259
Sun., Oct. 6	CHICAGO BEARS (<i>London</i>)	W, 24-21	60,463
Sun., Oct. 13	Bye Week		
Sun., Oct. 20	at Green Bay Packers	L, 24-42	78,160
Sun., Oct. 27	at Houston Texans	L, 24-27	71,893
Sun., Nov. 3	DETROIT LIONS	W, 31-24	53,318
Thu., Nov. 7	LOS ANGELES CHARGERS	W, 26-24	51,954
Sun., Nov. 17	CINCINNATI BENGALS	W, 17-10	51,921
Sun., Nov. 24	at New York Jets	L, 3-34	78,523
Sun., Dec. 1	at Kansas City Chiefs	L, 9-40	73,548
Sun., Dec. 8	TENNESSEE TITANS	L, 21-42	52,760
Sun., Dec. 15	JACKSONVILLE JAGUARS	L, 16-20	52,788
Sun., Dec. 22	at Los Angeles Chargers	W, 24-17	25,380
Sun., Dec. 29	at Denver Broncos	L, 15-16	52,359

ATTENDANCE SUMMARY

Total preseason attendance: 199,389

Total regular season attendance: 937,171

Regular season home: 428,311

Regular season away: 508,860



2019 DEFENSIVE STATISTICS

Player	TACKLES				INTERCEPTIONS					FUMBLES			SPECIAL TEAMS						
	Total	Solo	Asst	Sk	Yds	No	Yds	Lg	TD	PD	FF	FR	Yds	TT	UT	AT	FF	FR	Blk
Tahir Whitehead	108	79	29	0.0	0.0	0	0	-	0	1	0	0	0	0	0	0	0	0	0
Erik Harris	68	59	9	0.0	0.0	3	145	59	2	8	0	0	0	5	4	1	0	0	0
Nicholas Morrow	67	49	18	0.0	0.0	1	11	11	0	4	0	0	0	4	2	2	0	0	0
Daryl Worley	58	51	7	0.0	0.0	1	0	0	0	8	0	1	0	0	0	0	0	0	0
Johnathan Hankins	50	28	22	1.5	7.5	0	0	-	0	1	0	0	0	0	0	0	0	0	0
Lamarcus Joyner	49	41	8	0.0	0.0	0	0	-	0	3	0	0	0	0	0	0	0	0	0
Karl Joseph	48	37	11	0.0	0.0	1	0	0	0	3	0	1	0	1	1	0	0	0	0
Trayvon Mullen	48	40	8	0.0	0.0	1	0	0	0	10	0	0	0	2	2	0	0	0	0
Maxx Crosby	46	35	11	10.0	69.5	0	0	-	0	4	4	0	0	1	1	0	0	0	0
Will Compton	39	25	14	0.0	0.0	0	0	-	0	0	0	0	0	1	0	1	0	0	0
Clelin Ferrell	38	24	14	4.5	35.0	0	0	-	0	5	0	1	0	0	0	0	0	0	0
Curtis Riley	31	24	7	0.0	0.0	0	0	-	0	1	1	0	0	3	3	0	0	0	0
P.J. Hall	26	18	8	1.5	10.0	0	0	-	0	0	0	0	0	0	0	0	0	0	0
Gareon Conley	23	16	7	0.0	0.0	1	3	3	0	2	0	0	0	0	0	0	0	0	0
Nevin Lawson	23	19	4	0.0	0.0	0	0	-	0	5	0	0	0	1	1	0	0	0	0
D.J. Swearinger	20	15	5	0.0	0.0	0	0	-	0	1	0	0	0	0	0	0	0	0	0
Josh Mauro	19	11	8	0.0	0.0	0	0	-	0	1	0	0	0	0	0	0	0	0	0
Vontaze Burfict	18	11	7	0.0	0.0	0	0	-	0	1	0	0	0	0	0	0	0	0	0
Maurice Hurst	18	11	7	3.5	39.5	1	55	55	0	3	0	2	0	0	0	0	0	0	0
Benson Mayowa	15	10	5	7.0	51.5	0	0	-	0	0	3	0	0	0	0	0	0	0	0
Dion Jordan	5	5	0	2.0	12.0	0	0	-	0	1	0	0	0	0	0	0	0	0	0
Johnathan Abram	5	1	4	0.0	0.0	0	0	-	0	1	0	0	0	0	0	0	0	0	0
Marquel Lee	5	5	0	0.0	0.0	0	0	-	0	1	0	0	0	6	6	0	0	0	0
Justin Phillips	4	2	2	0.0	0.0	0	0	-	0	0	0	0	0	2	1	1	0	0	0
Arden Key	4	3	1	2.0	23.0	0	0	-	0	0	0	0	0	0	0	0	0	0	0
Corey Liuget	3	3	0	0.0	0.0	0	0	-	0	0	0	0	0	0	0	0	0	0	0
Terrell McClain	3	1	2	0.0	0.0	0	0	-	0	0	0	0	0	0	0	0	0	0	0
Keisean Nixon	3	3	0	0.0	0.0	0	0	-	0	0	0	0	0	9	9	0	0	0	0
Dallin Leavitt	2	2	0	0.0	0.0	0	0	-	0	0	0	0	0	4	0	4	0	0	0
Kyle Wilber	2	1	1	0.0	0.0	0	0	-	0	2	0	0	0	4	4	0	0	0	0
Preston Brown	1	1	0	0.0	0.0	0	0	-	0	0	0	0	0	0	0	0	0	0	0
Isaiah Johnson	0	0	0	0.0	0.0	0	0	-	0	1	0	0	0	1	0	1	0	0	0
Derek Carrier	0	0	0	0.0	0.0	0	0	-	0	0	0	0	0	4	2	2	0	0	0
Foster Moreau	0	0	0	0.0	0.0	0	0	-	0	0	0	0	0	3	3	0	0	0	0
Rod Smith	0	0	0	0.0	0.0	0	0	-	0	0	0	0	0	2	2	0	1	0	0
Dwayne Harris	0	0	0	0.0	0.0	0	0	-	0	0	0	0	0	1	0	1	0	0	0
Alec Ingold	0	0	0	0.0	0.0	0	0	-	0	0	0	0	0	1	0	1	0	1	0
Trent Sieg	0	0	0	0.0	0.0	0	0	-	0	0	0	0	0	1	0	1	0	0	0
Daniel Carlson	0	0	0	0.0	0.0	0	0	-	0	0	0	0	0	1	1	0	0	0	0
AJ Cole	0	0	0	0.0	0.0	0	0	-	0	0	0	0	0	1	1	0	0	0	0
Rico Gafford	0	0	0	0.0	0.0	0	0	-	0	0	0	0	0	1	1	0	0	0	0
DeAndre Washington	0	0	0	0.0	0.0	0	0	-	0	0	0	0	0	1	1	0	0	0	0
Jalen Richard	0	0	0	0.0	0.0	0	0	-	0	0	0	0	0	0	0	0	0	1	0
Totals	849	630	219	32.0	248.0	9	214	59	2	66	8	5	0	61	46	15	1	2	0

Erik Harris: 30-yard interception return for a touchdown, 9/25/19 at Ind.
56-yard interception return for a touchdown, 11/7/19 vs. LAC

TEAM

<u>Statistic</u>	<u>High</u>	<u>Date/Opp.</u>
Points	31	Last; 11/3 vs. Det.
Points in a quarter	17 (second)	10/6 vs. Chi.
Points in a half	21 (first)	Last; 12/8 vs. Ten.
Offensive plays	72	12/15 vs. Jac.
Yards per play	7.1	10/27 at Hou.
First downs	27	12/15 vs. Jac.
Third down %	71	9/9 vs. Den.
Total net yards	484	10/20 at GB
Net rushing yards	188	9/29 at Ind.
Rushing attempts	39	10/6 vs. Chi.
Rushing average	6.8	9/15 vs. KC
Net passing yards	380	12/29 at Den.
Completions	29	12/29 at Den.
Passing attempts	46	12/29 at Den.
Completion %	86.7	12/22 at LAC
Time of possession	35:22	11/17 vs. Cin.
Gross punting	54.3	9/22 at Min.
Net punting	53.0	10/20 at GB

INDIVIDUAL

<u>Statistic</u>	<u>High</u>	<u>Player</u>	<u>Date/Opp.</u>
Points	12; three times	Last; Darren Waller	10/20 at GB
Touchdowns	2; three times	Last; Darren Waller	10/20 at GB
Field goals	3; two times	Last; Daniel Carlson	12/29 at Den.
Field goal attempts	4; two times	Last; Daniel Carlson	12/29 at Den.
Longest field goal	48; two times	Last; Daniel Carlson	12/22 at LAC
Longest FG attempt	53	Daniel Carlson	11/7 vs. LAC
Rushing attempts	28	Josh Jacobs	11/3 vs. Det.
Rushing yards	124	Josh Jacobs	10/20 at GB
Rushing average	37.0	Trevor Davis	9/29 at Ind.
Rushing long	60	Trevor Davis	9/29 at Ind.
Rushing touchdowns	2; three times	Last; Josh Jacobs	11/3 vs. Det.
Completions	29	Derek Carr	12/29 at Den.
Attempts	46	Derek Carr	12/29 at Den.
Completion %	86.7	Derek Carr	12/22 at LAC
Passing yards	391	Derek Carr	12/29 at Den.
Passing touchdowns	3	Derek Carr	10/27 at Hou.
Passing long	75	Derek Carr	12/29 at Den.
Yards per attempt	10.5	Derek Carr	10/20 at GB
Receptions	13	Darren Waller	9/22 at Min.
Receiving yards	134	Darren Waller	9/22 at Min.
Receiving long	75	Darren Waller	12/29 at Den.
Rec. touchdowns	2	Darren Waller	10/20 at GB
Tackles	14	Tahir Whitehead	11/7 vs. LAC
Sacks	4	Maxx Crosby	11/17 vs. Cin.
Interceptions	2	Erik Harris	11/7 vs. LAC
Int. return yards	115	Erik Harris	11/7 vs. LAC
Kickoff returns	5	Trevor Davis	11/7 vs. LAC
Kickoff return yards	105	Dwayne Harris	9/9 vs. Den.
Punt returns	3	Hunter Renfrow	12/22 at LAC
Punt return yards	47	Trevor Davis	10/20 at GB
Longest punt	74	AJ Cole	12/22 at LAC
Punts inside 20	4; two times	Last; AJ Cole	12/8 vs. Ten.

2019 PLAYER PARTICIPATION

Player	1	2	3	4	5	6	8	9	10	11	12	13	14	15	16	17	GP/GS/DNP/INA	
Abram, Johnathan	S	IR	IR	IR	IR	IR	IR	IR	IR	IR	IR	IR	IR	IR	IR	IR	1/1/0/0	
Allen, Dakota	NOR	NOR	NOR	PS	X	X	NOR	NOR	NOR	NOR	NOR	NOR	NOR	NOR	NOR	NOR	2/0/0/0	
Ateman, Marcell	PS	PS	PS	PS	X	X	X	X	X	X	X	X	X	X	X	X	12/0/0/0	
Brown, Jordan	NOR	NOR	NOR	NOR	NOR	NOR	NOR	NOR	NOR	NOR	NOR	NOR	NOR	PS	PS	PS	0/0/0/0	
Brown, Preston	NOR	NOR	NOR	NOR	NOR	NOR	NOR	NOR	NOR	NOR	INA	INA	X	NOR	NOR	NOR	1/0/0/2	
Brown, Trent	RT	RT	RT	RT	RT	INA	RT	RT	RT	RT	RT	RT	INA	INA	IR	IR	11/11/0/3	
Burfict, Vontaze	MLB	MLB	MLB	MLB	SUS	SUS	SUS	SUS	SUS	SUS	SUS	SUS	SUS	SUS	SUS	SUS	4/4/0/0	
Butler, James	NOR	NOR	NOR	NOR	NOR	PS	PS	PS	PS	PS	PS	PS	PS	PS	PS	PS	0/0/0/0	
Butler, Paul	NOR	NOR	NOR	NOR	NOR	NOR	NOR	NOR	NOR	NOR	NOR	NOR	NOR	PS	PS	PS	0/0/0/0	
Carlson, Daniel	X	X	X	X	X	X	X	X	X	X	X	X	X	X	X	X	16/0/0/0	
Carr, Derek	QB	QB	QB	QB	QB	QB	QB	QB	QB	QB	QB	QB	QB	QB	QB	QB	16/16/0/0	
Carrier, Derek	X	TE	X	X	X	X	X	X	X	X	X	X	X	X	X	X	16/1/0/0	
Cole, A.J.	X	X	X	X	X	X	X	X	X	X	X	X	X	X	X	X	16/0/0/0	
Compton, Will	NOR	NOR	NOR	NOR	NOR	NOR	NOR	X	X	X	X	X	MLB	MLB	MLB	MLB	9/4/0/0	
Coney, Te'von	NOR	NOR	NOR	NOR	NOR	NOR	NOR	NOR	NOR	NOR	NOR	NOR	NOR	PS	PS	PS	0/0/0/0	
Cotton Sr., Lester	PS	PS	PS	PS	DNP	PS	PS	PS	PS	PS	PS	PS	PS	PS	PS	X	DNP	1/0/2/0
Crosby, Maxx	X	X	X	X	DE	X	X	DE	DE	DE	DE	DE	DE	DE	DE	DE	16/10/0/0	
Crowell, Isaiah	IR	IR	IR	IR	IR	IR	IR	IR	IR	IR	IR	IR	IR	IR	IR	IR	0/0/0/0	
Davis, Trevor	NOR	NOR	INA	WR	WR	WR	WR	X	X	X	X	X	NOR	NOR	NOR	NOR	9/4/0/1	
Devey, Jordan	LG	LG	LG	LG	IR	IR	IR	IR	IR	IR	IR	IR	IR	IR	IR	IR	4/4/0/0	
Donnerson, Kendall	NOR	NOR	NOR	NOR	NOR	PS	PS	PS	PS	PS	PS	PS	PS	PS	PS	PS	0/0/0/0	
Dorleant, Makinton	IR	IR	IR	IR	IR	IR	IR	IR	IR	IR	IR	IR	IR	IR	IR	IR	0/0/0/0	
Doss, Keelan	INA	X	X	X	WR	X	INA	INA	INA	INA	INA	WR	X	X	INA	INA	8/2/0/8	
Eligwe, Ukeme	NOR	NOR	NOR	NOR	NOR	NOR	NOR	NOR	NOR	NOR	NOR	NOR	NOR	NOR	INA	INA	0/0/0/2	
Ferrell, Clelin	DE	DE	DE	DE	INA	DE	DE	DE	DE	DE	DE	DE	DE	DE	DE	DE	15/15/0/1	
Gafford, Rico	PS	PS	PS	PS	PS	PS	PS	PS	PS	PS	PS	INA	WR	X	X	X	4/1/0/1	
Glennon, Mike	DNP	DNP	DNP	DNP	DNP	X	DNP	DNP	DNP	DNP	X	DNP	INA	INA	INA	DNP	2/0/11/3	
Good, Denzelle	RG	RG	X	X	RG	X	X	X	X	X	X	X	X	DNP	LG	LG	15/5/1/0	
Grant, Ryan	WR	X	NOR	NOR	NOR	NOR	NOR	NOR	NOR	NOR	NOR	NOR	NOR	NOR	NOR	NOR	2/1/0/0	
Hall, P.J.	X	X	DT	DT	DT	DT	DT	DT	DT	DT	DT	DT	DT	DT	X	X	16/12/0/0	
Hankins, Johnathan	DT	DT	DT	DT	DT	DT	DT	DT	DT	DT	DT	DT	DT	DT	DT	DT	16/16/0/0	
Harris, Dwayne	X	X	INA	INA	INA	INA	X	INA	INA	INA	IR	IR	IR	IR	IR	IR	3/0/0/7	
Harris, Erik	X	SS	X	SS	SS	SS	SS	SS	SS	SS	SS	SS	SS	SS	SS	SS	16/14/0/0	
Hudson, Rodney	C	C	C	C	C	C	C	INA	C	C	C	C	C	C	C	C	15/15/0/1	
Hunt, Cameron	IR	IR	IR	IR	IR	IR	IR	IR	IR	IR	IR	IR	IR	IR	IR	IR	0/0/0/0	
Hurst, Maurice	DT	DT	X	X	X	X	X	X	X	X	X	X	X	X	DT	DT	16/4/0/0	
Incognito, Richie	SUS	SUS	RG	LG	LG	LG	LG	LG	LG	LG	LG	LG	LG	LG	INA	INA	12/12/0/2	
Ingold, Alec	FB	X	X	FB	X	X	X	X	FB	FB	X	X	X	X	X	X	16/4/0/0	
Jackson, Gabe	INA	INA	INA	INA	INA	RG	RG	RG	RG	RG	RG	RG	RG	RG	RG	RG	11/11/0/5	
Jacobs, Josh	RB	RB	RB	RB	RB	RB	RB	RB	RB	RB	RB	RB	INA	RB	INA	INA	13/13/0/3	
James, Andre	X	X	X	X	X	X	X	C	X	DNP	DNP	DNP	DNP	DNP	X	X	11/1/5/0	
Johnson, Isaiah	IR	IR	IR	IR	IR	IR	IR	IR	X	X	X	INA	INA	X	INA	X	5/0/0/3	
Jones, Zay	NOR	NOR	NOR	NOR	NOR	INA	X	WR	X	X	WR	WR	WR	WR	WR	WR	10/7/0/0	
Jordan, Dion	NOR	NOR	NOR	NOR	NOR	NOR	NOR	NOR	NOR	X	X	X	X	X	X	X	7/0/0/0	

2019 PLAYER PARTICIPATION

Player	9/9 Den.	9/15 KC	9/22 at Min.	9/29 at Ind.	10/6 Chi.	10/20 at GB.	10/27 at Hou.	11/3 Det.	11/7 LAC	11/17 Cin.	11/24 at NYJ	12/1 at KC	12/8 Ten.	12/15 Jac.	12/22 at LAC	12/29 at Den.	GP/GS/DNP/INA
	1	2	3	4	5	6	8	9	10	11	12	13	14	15	16	17	Total
Joseph, Karl	S	S	S	S	S	S	S	S	S	IR	IR	IR	IR	IR	IR	IR	9/9/0/0
Joyner, Lamarcus	X	S	X	CB	CB	CB	CB	CB	CB	INA	INA	CB	X	CB	CB	X	14/10/0/2
Kalis, Kyle	NOR	NOR	NOR	NOR	NOR	NOR	NOR	NOR	NOR	NOR	PS	PS	NOR	PS	PS	PS	0/0/0/0
Key, Arden	X	X	X	X	X	INA	X	X	IR	IR	IR	IR	IR	IR	IR	IR	7/0/0/1
Killings, D.J.	IR	IR	IR	IR	IR	IR	IR	IR	IR	IR	IR	IR	IR	IR	IR	IR	0/0/0/0
Kizer, DeShone	INA	INA	INA	INA	INA	INA	INA	INA	INA	INA	INA	INA	DNP	DNP	DNP	INA	0/0/3/13
Lawson, Nevin	SUS	SUS	SUS	SUS	SUS	X	X	X	X	CB	CB	X	X	CB	CB	X	11/4/0/0
Leavitt, Dallin	INA	X	X	X	X	X	X	X	X	X	X	X	X	X	X	X	15/0/0/1
Lee, Marquel	WLB	X	WLB	IR	IR	IR	IR	IR	IR	IR	IR	IR	WLB	X	IR	IR	5/3/0/0
Liuget, Corey	INA	INA	INA	X	X	X	INA	NOR	NOR	NOR	NOR	NOR	NOR	NOR	NOR	NOR	3/0/0/4
Mabin, Dylan	PS	PS	PS	PS	PS	PS	PS	PS	PS	PS	PS	PS	PS	IR	IR	IR	0/0/0/0
Magnuson, Erik	NOR	NOR	NOR	NOR	NOR	NOR	NOR	X	INA	INA	INA	PS	PS	PS	PS	PS	1/0/0/2
Mauro, Josh	DE	DE	DE	DE	DE	DE	DE	INA	INA	X	X	INA	X	X	X	X	13/7/0/3
Mayowa, Benson	X	X	X	INA	X	X	X	X	X	X	X	X	X	X	X	X	15/0/0/1
McClain, Terrell	NOR	NOR	NOR	NOR	NOR	NOR	NOR	X	X	INA	INA	X	INA	NOR	NOR	NOR	3/0/0/3
Miller, Kolton	LT	LT	LT	LT	LT	LT	LT	LT	LT	LT	LT	LT	LT	LT	LT	LT	16/16/0/0
Moreau, Foster	X	TE	TE	X	X	TE	TE	TE	X	TE	X	X	X	IR	IR	IR	13/6/0/0
Morrow, Nicholas	X	X	X	X	WLB	WLB	WLB	WLB	WLB	WLB	WLB	WLB	X	X	X	X	16/8/0/0
Mullen, Trayvon	X	X	X	X	X	X	CB	CB	CB	CB	CB	CB	CB	CB	CB	CB	16/10/0/0
Nelson, J.J.	X	INA	WR	INA	INA	NOR	NOR	NOR	NOR	NOR	NOR	NOR	NOR	NOR	NOR	NOR	2/1/0/3
Nelson, Nick	PS	PS	PS	PS	PS	PS	PS	PS	PS	PS	PS	PS	PS	X	X	IR	2/0/0/0
Nixon, Keisean	X	X	X	X	X	INA	X	INA	X	INA	X	X	X	X	X	X	14/0/0/2
Parker, Brandon	X	X	X	INA	INA	X	INA	INA	INA	X	X	X	RT	RT	RT	X	11/3/0/5
Pierre, Olsen	NOR	NOR	NOR	NOR	NOR	NOR	NOR	NOR	NOR	NOR	NOR	NOR	NOR	INA	INA	INA	0/0/0/3
Pierson-EI, D.	NOR	NOR	NOR	NOR	NOR	NOR	NOR	NOR	NOR	NOR	NOR	NOR	PS	PS	PS	PS	0/0/0/0
Poling, Quentin	NOR	NOR	NOR	PS	PS	PS	PS	PS	X	PS	PS	PS	NOR	NOR	NOR	NOR	1/0/0/0
Ratliff-Williams, A.	INA	DE	NOR	NOR	NOR	PS	PS	PS	PS	PS	PS	PS	PS	PS	PS	PS	0/0/0/0
Renfrow, Hunter	X	X	X	X	WR	X	X	X	X	X	WR	INA	INA	INA	WR	WR	13/4/0/2
Richard, Jalen	X	X	X	X	X	X	X	X	X	X	X	X	X	X	X	X	16/0/0/0
Riley, Curtis	X	X	FS	X	X	X	X	X	X	X	X	X	X	FS	X	FS	16/3/0/0
Sharpe, David	X	X	X	X	X	RT	X	X	X	INA	INA	INA	DNP	INA	X	RT	11/2/1/4
Sieg, Trent	X	X	X	X	X	X	X	X	X	X	X	X	X	X	X	X	16/0/0/0
Smith, Rod	NOR	NOR	NOR	NOR	NOR	NOR	NOR	NOR	NOR	NOR	NOR	NOR	NOR	X	X	X	3/0/0/0
Swearinger, D.J.	NOR	NOR	NOR	NOR	NOR	NOR	NOR	NOR	NOR	FS	FS	X	FS	NOR	NOR	NOR	4/3/0/0
Tomlinson, Eric	NOR	NOR	NOR	NOR	NOR	NOR	NOR	NOR	NOR	NOR	NOR	NOR	NOR	TE	X	X	3/1/0/0
Valoaga, Jeremiah	NOR	NOR	NOR	NOR	NOR	NOR	NOR	NOR	NOR	NOR	NOR	NOR	NOR	NOR	NOR	INA	0/0/0/1
Waller, Darren	TE	TE	TE	TE	TE	TE	TE	TE	TE	TE	TE	TE	TE	TE	TE	TE	16/16/0/0
Washington, D.	X	X	X	X	X	X	X	X	X	X	X	X	RB	X	RB	RB	16/3/0/0
Whitehead, Tahir	SLB	SLB	SLB	SLB	SLB	SLB	SLB	SLB	SLB	SLB	SLB	SLB	SLB	SLB	SLB	WLB	16/16/0/0
Wilber, Kyle	X	X	X	X	X	X	X	X	X	X	X	X	INA	INA	X	SLB	14/1/0/2
Williams, Tyrell	WR	WR	WR	WR	INA	INA	X	X	WR	WR	WR	WR	WR	WR	WR	WR	14/12/0/2
Worley, Daryl	CB	CB	CB	CB	CB	CB	CB	CB	CB	CB	CB	S	CB	INA	S	CB	15/15/0/1

X=substituted; IR=Reserve/Injured List; DFR=Reserve/Injured - Designated for Return List; PUP=Reserve/Physically Unable to Perform List; NOR=not on roster; PS=practice squad; SUS=Reserve/Suspended List; PSI=Practice Squad/Injured List

2019 GAME SUMMARIES



WEEK 1



DENVER BRONCOS 16 OAKLAND RAIDERS 24

Sept. 9, 2019 | Oakland-Alameda County Coliseum | 52,359

Team	1	2	3	4	Final
Denver	0	0	6	10	16
Oakland	7	7	0	10	24

SCORING SUMMARY

Team	Qtr.	Time	Play Description	Vis.	Home
Raiders	1	8:52	T.Williams 8 yd. pass from D.Carr (D.Carson kick) (10-72, 6:08)	0	7
Raiders	2	3:30	J.Jacobs 2 yd. run (D.Carson kick) (13-95, 8:35)	0	14
Broncos	3	9:20	B.McManus 26 yd. Field Goal (12-67, 5:40)	3	14
Broncos	3	3:42	B.McManus 26 yd. Field Goal (10-68, 3:21)	6	14
Raiders	4	11:52	J.Jacobs 4 yd. run (D.Carson kick) (5-60, 2:59)	6	21
Broncos	4	8:39	B.McManus 39 yd. Field Goal (6-54, 3:13)	9	21
Raiders	4	4:38	D.Carson 29 yd. Field Goal (6-19, 4:01)	9	24
Broncos	4	2:15	E.Sanders 1 yd. pass from J.Flacco (B.McManus kick) (8-75, 2:23)	16	24

TEAM STATS

	Broncos	Raiders
First Downs	18	19
Time of Possession	27:15	32:45
Net Yards Rushing	95	95
Net Yards Passing	249	300
Total Net Yards	344	395
Penalties/Yards	6-44	11-155
Fumbles/Lost	1-0	0-0

INDIVIDUAL STATS

PASSING

Den.: J.Flacco 21-31-268 (1 TD, 0 INT)
Oak.: D.Carr 22-26-259 (1 TD 0 INT)

RUSHING

Den.: R.Freeman 10-56, P.Lindsay 11-43, J.Flacco 1-1, N.Fant 1-(-5)
Oak.: J.Jacobs 23-85 (2 TD), D.Washington 2-8, J.Richard 1-3, D.Carr 2-2

RECEIVING

Den.: C.Sutton 7-120, E.Sanders 5-86 (TD), P.Lindsay 4-23, N.Fant 2-29, D.Hamilton 2-5, R.Freeman 1-5
Oak.: D.Waller 7-70, T.Williams 6-105 (TD), R.Grant 3-16, F.Moreau 2-20, H.Renfrow 2-13, J.Jacobs 1-28, D.Harris 1-7

INTERCEPTIONS

Den.: None
Oak.: None

SACKS

Den.: None
Oak.: B.Mayowa 2-12, C.Ferrell 1-7

PUNTING

Den.: C.Wadman 3-145 (48.3)
Oak.: A.Cole 3-134 (44.7)

PUNT RETURNS

Den.: None
Oak.: D.Harris 1-9 (9.0)

KICKOFF RETURNS

Den.: None
Oak.: D.Harris 2-101 (50.5)



WEEK 2



KANSAS CITY CHIEFS 28 OAKLAND RAIDERS 10

Sept. 15, 2019 | Broncos Stadium at Mile High | 52,748

Team	1	2	3	4	Final
Kansas City	0	28	0	0	28
Oakland	10	0	0	0	10

SCORING SUMMARY

Team	Qtr.	Time	Play Description	Vis.	Home
Raiders	1	10:21	D.Carson 28 yd. Field Goal (10-65, 4:39)	0	3
Raiders	1	4:46	T.Williams 4 yd. pass from D.Carr (D.Carson kick) (6-74, 2:38)	0	10
Chiefs	2	14:55	D.Robinson 44 yd. pass from P.Mahomes (H.Butker kick) (3-72, 1:10)	7	10
Chiefs	2	5:51	M.Hardman 42 yd. pass from P.Mahomes (H.Butker kick) (14-95, 6:32)	14	10
Chiefs	2	1:41	T.Kelce 27 yd. pass from P.Mahomes (H.Butker kick) (5-94, 1:52)	21	10
Chiefs	2	0:40	D.Robinson 39 yd. pass from P.Mahomes (H.Butker kick) (1-39, 0:07)	28	10

TEAM STATS

	Chiefs	Raiders
First Downs	24	19
Time of Possession	32:35	27:25
Net Yards Rushing	31	129
Net Yards Passing	436	178
Total Net Yards	467	307
Penalties/Yards	10-114	7-52
Fumbles/Lost	1-1	3-0

INDIVIDUAL STATS

PASSING

KC: P.Mahomes 30-44-443 (4 TD 0 INT)
Oak.: D.Carr 23-38-198 (1 TD 2 INT)

RUSHING

KC: L.McCoy 11-23, D.Williams 9-8, D.Thompson 1-1, P.Mahomes 1-(-1)
Oak.: J.Jacobs 12-99, D.Carr 2-18, D.Washington 3-9, J.Richard 2-3

RECEIVING

KC: T.Kelce 7-107 (TD), D.Robinson 6-172 (2 TD), S.Watkins 6-49, M.Hardman 4-61 (1 TD), D.Williams 3-48, L.McCoy 3-0, D.Thomas 1-6,
Oak.: D.Waller 6-63, T.Williams 5-46 (TD), H.Renfrow 4-30, D.Carrier 3-33, D.Washington 2-26, J.Richard 2-2, R.Grant 1-(-2)

INTERCEPTIONS

KC: C.Ward 1-10, B.Breeland 1-0
Oak.: None

SACKS

KC: K.Fuller 1-7, C.Jones 1-6, T.Kpassagnon 1-7
Oak.: B.Mayowa 1.5-7, P.Hall 0.5-0

PUNTING

KC: D.Colquhitt 5-196 (39.2)
Oak.: A.Cole 6-264 (44.0)

PUNT RETURNS

KC: D.Thomas 5-28 (5.6)
Oak.: D.Harris 1-11 (11.0), J.Richard 1-(-1) (-1.0)

KICKOFF RETURNS

KC: D.Thomas 1-19 (19.0), M.Hardman 1-18 (18.0)
Oak.: D.Harris 1-30 (30.0)

2019 GAME SUMMARIES



WEEK 3



OAKLAND RAIDERS 14 MINNESOTA VIKINGS 34

Sept. 22, 2019 | U.S. Bank Stadium | 66,738

Team	1	2	3	4	Final
Oakland	0	7	0	7	14
Minnesota	7	14	7	6	34

SCORING SUMMARY

Team	Qtr.	Time	Play Description	Vis. Home
Vikings	1	11:21	A.Thielen 35 yd. pass from K.Cousins (D.Bailey kick) (6-76, 3:39)	0 7
Vikings	2	14:55	D.Cook 1 yd. run (D.Bailey kick) (12-79, 5:25)	0 14
Vikings	2	11:06	A.Thielen 1 yd. run (D.Bailey kick) (6-30, 3:07)	0 21
Raiders	2	7:26	J.Nelson 29 yd. pass from D.Carr (D.Carson kick) (7-75, 3:40)	7 21
Vikings	3	7:28	A.Mattison 10 yd. run (D.Bailey kick) (10-92, 5:25)	7 28
Vikings	4	14:55	D.Bailey 50 yd. Field Goal (6-30, 3:19)	7 31
Vikings	4	3:45	D.Bailey 24 yd. Field Goal (7-53, 4:44)	7 34
Raiders	4	1:23	T.Williams 11 yd. pass from D.Carr (D.Carson kick) (8-75, 2:22)	14 34

TEAM STATS

	Raiders	Vikings
First Downs	17	23
Time of Possession	28:28	31:32
Net Yards Rushing	88	211
Net Yards Passing	214	174
Total Net Yards	302	385
Penalties/Yards	7-84	6-59
Fumbles/Lost	1-0	1-0

INDIVIDUAL STATS

PASSING

Oak.: D.Carr 27-34-242 (2 TD 1 INT)
Min.: K.Cousins 15-21-174 (1 TD 0 INT)

RUSHING

Oak.: J.Jacobs 10-44, D.Washington 6-22, J.Richard 2-15, D.Waller 1-7, D.Carr 1-0
Min.: D.Cook 16-110 (TD), A.Mattison 12-58 (TD), M.Boone 3-28, K.Cousins 4-16, A.Thielen 1-1 (TD), S.Mannion 2-(-2)

RECEIVING

Oak.: D.Waller 13-134, J.Nelson 4-36 (TD), T.Williams 3-29 (TD), H.Renrow 3-28, J.Richard 3-14, F.Moreau 1-1
Min.: D.Cook 4-33, I.Smith 3-60, A.Thielen 3-55 (TD), S.Diggs 3-15, K.Rudolph 1-11, C.Ham 1-0

INTERCEPTIONS

Oak.: None
Min.: H.Smith 1-13

SACKS

Oak.: None
Min.: E.Wilson 2-16, E.Griffen 1-7, D.Hunter 1-5

PUNTING

Oak.: A.Cole 4-217 (54.3)
Min.: B.Colquitt 2-95 (47.5)

PUNT RETURNS

Oak.: J.Richard 2-0 (0.0)
Min.: C.Beebe 3-21 (7.0)

KICKOFF RETURNS

Oak.: None
Min.: A.Abdullah 1-25 (25.0)



WEEK 4



OAKLAND RAIDERS 31 INDIANAPOLIS COLTS 24

Sept. 29, 2019 | Lucas Oil Stadium | 62,259

Team	1	2	3	4	Final
Oakland	14	7	3	7	31
Indianapolis	7	3	0	14	24

SCORING SUMMARY

Team	Qtr.	Time	Play Description	Vis. Home
Raiders	1	9:09	F.Moreau 18 yd. pass from D.Carr (D.Carson kick) (10-75, 5:51)	7 0
Raiders	1	8:03	T.Davis 60 yd. run (D.Carson kick) (1-60, 0:10)	14 0
Colts	1	5:22	J.Doyle 5 yd. pass from J.Brissett (A.Vinatieri kick) (3-22, 1:14)	14 7
Raiders	2	14:13	T.Williams 19 yd. pass from D.Carr (D.Carson kick) (11-76, 6:09)	21 7
Colts	2	7:33	A.Vinatieri 26 yd. Field Goal (12-67, 6:40)	21 10
Raiders	3	3:14	D.Carson 26 yd. Field Goal (16-82, 9:12)	24 10
Colts	4	5:27	C.Rogers 4 yd. pass from J.Brissett (A.Vinatieri kick) (14-90, 4:54)	24 17
Raiders	4	2:09	E.Harris 30 yd. interception return (D.Carson kick) (6-75, 2:22)	31 17
Colts	4	1:10	E.Ebron 48 yd. pass from J.Brissett (A.Vinatieri kick) (6-75, 0:59)	31 24

TEAM STATS

	Raiders	Colts
First Downs	21	22
Time of Possession	33:41	26:19
Net Yards Rushing	188	81
Net Yards Passing	189	265
Total Net Yards	377	346
Penalties/Yards	11-80	5-35
Fumbles/Lost	1-1	2-1

INDIVIDUAL STATS

PASSING

Oak.: D.Carr 21-31-189 (2 TD 0 INT)
Ind.: J.Brissett 24-46-265 (3 TD 1 INT)

RUSHING

Oak.: J.Jacobs 17-79, T.Davis 2-74 (TD), D.Washington 6-18, J.Richard 4-17, A.Ingold 1-1, D.Carr 2-(-1)
Ind.: M.Mack 11-39, J.Brissett 5-19, J.Wilkins 4-17, N.Hines 3-6

RECEIVING

Oak.: D.Waller 7-53, T.Williams 3-36 (TD), F.Moreau 3-30 (TD), J.Jacobs 2-29, H.Renrow 2-18, D.Washington 2-8, K.Doss 1-14, J.Richard 1-1
Ind.: N.Hines 6-39, P.Campbell 5-25, Z.Pascal 4-72, J.Doyle 4-22 (TD), C.Rogers 3-48 (TD), E.Ebron 1-48 (TD), J.Wilkins 1-11

INTERCEPTIONS

Oak.: E.Harris 1-30
Ind.: None

SACKS

Oak.: None
Ind.: A.Walker 1-0

PUNTING

Oak.: A.Cole 5-253 (50.6)
Ind.: R.Sanchez 4-186 (46.5)

PUNT RETURNS

Oak.: T.Davis 2-4 (2.0)
Ind.: C.Rogers 3-35 (11.7)

KICKOFF RETURNS

Oak.: T.Davis 2-33 (16.5)
Ind.: Z.Pascal 1-18 (18.0)

2019 GAME SUMMARIES



WEEK 5



CHICAGO BEARS 21 OAKLAND RAIDERS 24

Oct. 6, 2019 | Tottenham Hotspur Stadium | 60,463

Team	1	2	3	4	Final
Chicago	0	0	21	0	21
Oakland	0	17	0	7	24

SCORING SUMMARY

Team	Qtr	Time	Play Description	Vis.	Home
Raiders	2	14:55	J.Jacobs 12 yd. run (D.Carlson kick) (10-90, 5:06)	0	7
Raiders	2	9:51	D.Washington 3 yd. run (D.Carlson kick) (6-24, 3:32)	0	14
Raiders	2	1:56	D.Carlson 41 yd. Field Goal (11-28, 5:36)	0	17
Bears	3	12:43	D.Montgomery 1 yd. run (E.Pineiro kick) (2-14, 0:36)	7	17
Bears	3	3:56	A.Robinson 4 yd. pass from C.Daniel (E.Pineiro kick) (12-89, 6:20)	14	17
Bears	3	1:16	A.Robinson 16 yd. pass from C.Daniel (E.Pineiro kick) (1-16, 0:25)	21	17
Raiders	4	1:57	J.Jacobs 2 yd. run (D.Carlson kick) (13-97, 5:52)	21	24

TEAM STATS

	Bears	Raiders
First Downs	15	25
Time of Possession	25:17	34:43
Net Yards Rushing	42	169
Net Yards Passing	194	229
Total Net Yards	236	398
Penalties/Yards	10-75	6-69
Fumbles/Lost	0-0	2-2

INDIVIDUAL STATS

PASSING

Chi.: C.Daniel 22-30-231 (2 TD 2 INT)
Oak.: D.Carr 25-32-229 (0 TD 0 INT)

RUSHING

Chi.: D.Montgomery 11-25 (TD), T.Cohen 4-10, C.Patterson 1-5, C.Daniel 1-2
Oak.: J.Jacobs 26-123 (2 TD), D.Washington 6-17, J.Richard 2-14, D.Carr 3-8, E.Harris 1-4, A.Ingold 1-3

RECEIVING

Chi.: A.Robinson 7-97 (2 TD), T.Cohen 6-39, A.Miller 4-52, T.Burton 3-16, J.Holtz 1-16, D.Montgomery 1-11
Oak.: F.Moreau 4-46, T.Davis 4-42, D.Waller 4-39, J.Jacobs 3-20, D.Washington 3-19, D.Carrier 2-22, J.Richard 2-18, K.Doss 2-11, H.Renfrow 1-12

INTERCEPTIONS

Chi.: None
Oak.: N.Morrow 1-11, G.Conley 1-3

SACKS

Chi.: None
Oak.: M.Hurst 2-24, M.Crosby 1-5, B.Mayowa 1-8

PUNTING

Chi.: P.O'Donnell 5-213 (42.6)
Oak.: A.Cole 4-170 (42.5)

PUNT RETURNS

Chi.: T.Cohen 2-72 (36.0)
Oak.: T.Davis 1-13 (13.0)

KICKOFF RETURNS

Chi.: C.Patterson 3-93 (31.0)
Oak.: T.Davis 1-52 (52.0)



WEEK 7



OAKLAND RAIDERS 24 GREEN BAY PACKERS 42

Oct. 20, 2019 | Lambeau Field | 78,160

Team	1	2	3	4	Final
Oakland	3	7	7	7	24
Green Bay	7	14	14	7	42

SCORING SUMMARY

Team	Qtr	Time	Play Description	Vis.	Home
Raiders	1	12:21	D.Carlson 45 yd. Field Goal (7-56, 2:39)	3	0
Packers	1	9:42	A.Jones 21 yd. pass from A.Rodgers (M.Crosby kick) (6-75, 2:39)	3	7
Raiders	2	11:33	F.Moreau 10 yd. pass from D.Carr (D.Carlson kick) (14-86, 8:28)	10	7
Packers	2	3:27	J.Williams 2 yd. pass from A.Rodgers (M.Crosby kick) (11-82, 8:06)	10	14
Packers	2	0:12	J.Kumerow 37 yd. pass from A.Rodgers (M.Crosby kick) (7-80, 1:37)	10	21
Packers	3	12:04	A.Rodgers 3 yd. run (M.Crosby kick) (5-78, 2:56)	10	28
Raiders	3	6:41	D.Waller 7 yd. pass from D.Carr (D.Carlson kick) (11-75, 5:23)	17	28
Packers	3	2:06	J.Graham 3 yd. pass from A.Rodgers (M.Crosby kick) (8-85, 4:35)	17	35
Packers	4	6:28	M.Valdes-Scantling 74 yd. pass from A.Rodgers (M.Crosby kick) (3-80, 1:41)	17	42
Raiders	4	1:32	D.Waller 17 yd. pass from M.Glennon (D.Carlson kick) (4-40, 0:37)	24	42

TEAM STATS

	Raiders	Packers
First Downs	21	22
Time of Possession	29:36	30:24
Net Yards Rushing	155	60
Net Yards Passing	329	421
Total Net Yards	484	481
Penalties/Yards	8-97	3-20
Fumbles/Lost	1-0	0-0

INDIVIDUAL STATS

PASSING

Oak.: D.Carr 22-28-293 (2 TD 1 INT), M.Glennon 2-3-36 (1 TD 0 INT)
GB: A.Rodgers 25-31-429 (5 TD 0 INT)

RUSHING

Oak.: J.Jacobs 21-124, D.Washington 6-29, J.Richard 2-2, D.Carr 2-0
GB: A.Jones 12-50, A.Rodgers 2-6 (TD), J.Williams 3-5, D.Williams 3-2, T.Boyle 3-(-3)

RECEIVING

Oak.: D.Waller 7-126 (2 TD), K.Doss 3-54, J.Jacobs 3-10, T.Davis 2-26, F.Moreau 2-24 (TD), D.Carrier 2-22, H.Renfrow 2-14, M.Ateman 1-36, D.Washington 1-12, J.Richard 1-5
GB: J.Graham 4-65 (TD), G.Allison 4-33, A.Jones 4-33 (TD), J.Williams 4-26 (TD), A.Lazard 3-42, M.Valdes-Scantling 2-133 (TD), J.Kumerow 2-54 (TD), D.Vitale 2-43

INTERCEPTIONS

Oak.: None
GB: K.King 1-0

SACKS

Oak.: M.Crosby 1-8
GB: None

PUNTING

Oak.: A.Cole 2-106 (53.0)
GB: J.Scott 3-166 (55.3)

PUNT RETURNS

Oak.: T.Davis 2-47 (23.5)
GB: None

KICKOFF RETURNS

Oak.: T.Davis 2-49 (24.5)
GB: D.Shepherd 4-60 (15.0)

2019 GAME SUMMARIES



WEEK 8



OAKLAND RAIDERS 24 HOUSTON TEXANS 27

Oct. 27, 2019 | NRG Stadium | 71,893

Team	1	2	3	4	Final
Oakland	7	7	7	3	24
Houston	7	3	3	14	27

SCORING SUMMARY

Team	Qtr.	Time	Play Description	Vis.	Home
Raiders	1	3:40	H.Renfrow 65 yd. pass from D.Carr (D.Carson kick) (8-95, 3:31)	7	0
Texans	1	1:39	D.Johnson 12 yd. pass from D.Watson (K.Fairbairn kick) (6-75, 2:01)	7	7
Raiders	2	9:36	D.Waller 8 yd. pass from D.Carr (D.Carson kick) (10-70, 4:43)	14	7
Texans	2	1:04	K.Fairbairn 33 yd. Field Goal (11-64, 3:38)	14	10
Texans	3	10:28	K.Fairbairn 40 yd. Field Goal (9-53, 4:32)	14	13
Raiders	3	7:53	T.Williams 46 yd. pass from D.Carr (D.Carson kick) (6-77, 2:35)	21	13
Texans	4	14:56	D.Fells 4 yd. pass from D.Watson (K.Fairbairn kick) (15-77, 7:57)	21	20
Raiders	4	10:48	D.Carson 44 yd. Field Goal (9-50, 4:08)	24	20
Texans	4	6:26	D.Fells 9 yd. pass from D.Watson (K.Fairbairn kick) (9-75, 4:22)	24	27

TEAM STATS

	Raiders	Houston
First Downs	15	29
Time of Possession	24:07	35:53
Net Yards Rushing	93	130
Net Yards Passing	285	258
Total Net Yards	378	388
Penalties/Yards	11-100	7-50
Fumbles/Lost	0-0	1-0

INDIVIDUAL STATS

PASSING

Oak.: D.Carr 18-30-285 (3 TD 0 INT)
Hou.: D.Watson 27-39-279 (3 TD 0 INT)

RUSHING

Oak.: J.Jacobs 15-66, D.Washington 5-23, J.Richard 1-3, A.Ingold 1-2, T.Davis 1-(-1)
Hou.: C.Hyde 19-83, D.Watson 10-46, D.Johnson 3-1

RECEIVING

Oak.: H.Renfrow 4-88 (TD), T.Williams 3-91 (TD), Z.Jones 2-27, J.Richard 2-24, J.Jacobs 2-15, D.Waller 2-11 (TD), T.Davis 1-15, F.Moreau 1-10, D.Washington 1-4
Hou.: D.Hopkins 11-109, D.Fells 6-58 (2 TD), D.Johnson 4-33 (TD), K.Stills 3-22, J.Akins 2-11, D.Carter 1-46

INTERCEPTIONS

Oak.: None
Hou.: None

SACKS

Oak.: J.Hankins 1-3, A.Key 1-10, B.Mayowa 1-8
Hou.: None

PUNTING

Oak.: A.Cole 6-292 (48.7)
Hou.: B.Anger 4-207 (51.8)

PUNT RETURNS

Oak.: T.Davis 1-3 (3.0)
Hou.: D.Carter 4-32 (8.0)

KICKOFF RETURNS

Oak.: D.Harris 1-18 (18.0), D.Harris 1-0 (0.0)
Hou.: D.Carter 1-22 (22.0)



WEEK 9



DETROIT LIONS 24 OAKLAND RAIDERS 31

Nov. 3, 2019 | Oakland-Alameda County Coliseum | 53,318

Team	1	2	3	4	Final
Detroit	7	7	3	7	24
Oakland	7	10	0	14	31

SCORING SUMMARY

Team	Qtr.	Time	Play Description	Vis.	Home
Raiders	1	6:32	J.Jacobs 2 yd. run (D.Carson kick) (11-68, 5:32)	0	7
Lions	1	2:34	M.Jones 2 yd. pass from M.Stafford (M.Prater kick) (9-75, 3:58)	7	7
Raiders	2	13:31	D.Carson 32 yd. Field Goal (10-50, 4:03)	7	10
Lions	2	11:21	K.Golladay 59 yd. pass from M.Stafford (M.Prater kick) (3-73, 2:10)	14	10
Raiders	2	1:12	J.Jacobs 3 yd. run (D.Carson kick) (11-80, 5:14)	14	17
Lions	3	4:45	M.Prater 23 yd. Field Goal (11-60, 6:07)	17	17
Raiders	4	14:52	F.Moreau 3 yd. pass from D.Carr (D.Carson kick) (9-80, 4:53)	17	24
Lions	4	5:16	J.McKissic 26 yd. pass from M.Stafford (M.Prater kick) (5-63, 2:26)	24	24
Raiders	4	2:04	H.Renfrow 9 yd. pass from D.Carr (D.Carson kick) (7-75, 3:12)	24	31

TEAM STATS

	Lions	Raiders
First Downs	26	28
Time of Possession	27:10	32:50
Net Yards Rushing	90	171
Net Yards Passing	383	279
Total Net Yards	473	450
Penalties/Yards	5-35	10-96
Fumbles/Lost	1-1	3-0

INDIVIDUAL STATS

PASSING

Det.: M.Stafford 26-41-406 (3 TD 1 INT)
Oak.: D.Carr 20-31-289 (2 TD 0 INT)

RUSHING

Det.: J.McKissic 4-32, T.Johnson 9-29, P.Perkins 2-16, M.Hall 1-7, M.Stafford 3-6
Oak.: J.Jacobs 28-120 (2 TD), D.Carrier 1-27, J.Richard 2-12, D.Washington 3-7, Z.Jones 1-3, A.Ingold 1-2

RECEIVING

Det.: M.Jones 8-126 (TD), K.Golladay 4-132 (TD), T.Hockenson 3-56, J.McKissic 3-40 (TD), D.Amendola 3-29, T.Johnson 3-7, L.Thomas 1-13, J.James 1-3
Oak.: H.Renfrow 6-54 (TD), J.Richard 3-56, T.Williams 3-48, Z.Jones 3-21, D.Waller 2-52, M.Ateman 1-34, D.Washington 1-21, F.Moreau 1-3 (TD)

INTERCEPTIONS

Det.: None
Oak.: D.Worley 1-0

SACKS

Det.: T.Flowers 1-10
Oak.: P.Hall 1-10, A.Key 1-13

PUNTING

Det.: S.Martin 2-86 (43.0)
Oak.: A.Cole 2-96 (48.0)

PUNT RETURNS

Det.: None
Oak.: T.Davis 1-16 (16.0)

KICKOFF RETURNS

Det.: J.Agneew 3-64 (21.3), M.Hall 1-12 (12.0)
Oak.: T.Davis 3-81 (27.0)

2019 GAME SUMMARIES



WEEK 10



LOS ANGELES CHARGERS 24 OAKLAND RAIDERS 26

Nov. 7, 2019 | Oakland-Alameda County Coliseum | 51,594

Team	1	2	3	4	Final
Los Angeles	0	14	3	7	24
Oakland	10	7	3	6	26

SCORING SUMMARY

Team	Qtr.	Time	Play Description	Vis.	Home
Raiders	1	8:01	D.Carlson 40 yd. Field Goal (6-9, 3:50)	0	3
Raiders	1	6:02	E.Harris 56 yd. interception return (D.Carlson kick)	0	10
Chargers	2	8:24	H.Henry 2 yd. pass from PRivers (M.Badgley kick) (16-77, 8:14)	7	10
Chargers	2	4:14	M.Gordon 3 yd. run (M.Badgley kick) (4-49, 2:06)	14	10
Raiders	2	0:20	A.Ingold 9 yd. pass from D.Carr (D.Carlson kick) (10-76, 3:54)	14	17
Raiders	3	11:33	D.Carlson 22 yd. Field Goal (9-69, 3:27)	14	20
Chargers	3	0:25	M.Badgley 27 yd. Field Goal (6-74, 3:31)	17	20
Chargers	4	4:02	A.Ekeler 6 yd. pass from PRivers (M.Badgley kick) (12-80, 8:05)	24	20
Raiders	4	1:02	J.Jacobs 18 yd. run (kick failed, wr) (10-75, 3:00)	24	26

TEAM STATS

	Chargers	Raiders
First Downs	26	18
Time of Possession	34:10	25:50
Net Yards Rushing	146	78
Net Yards Passing	169	200
Total Net Yards	315	278
Penalties/Yards	8-70	12-97
Fumbles/Lost	1-0	0-0

INDIVIDUAL STATS

PASSING

LAC: PRivers 17-31-207 (2 TD 3 INT)
Oak.: D.Carr 21-31-218 (1 TD 0 INT)

RUSHING

LAC: M.Gordon 22-108 (TD), A.Ekeler 6-19, K.Allen 1-18, D.Watt 1-1
Oak.: J.Jacobs 16-71 (TD), D.Carr 1-4, A.Ingold 1-3, J.Richard 2-0, D.Washington 1-0

RECEIVING

LAC: K.Allen 8-68, H.Henry 4-30 (TD), M.Williams 2-55, A.Ekeler 2-29 (TD), M.Gordon 1-25
Oak.: J.Richard 4-43, H.Renfrow 4-42, D.Waller 3-40, J.Jacobs 3-30, T.Williams 3-25, D.Washington 2-19, Z.Jones 1-10, A.Ingold 1-9 (TD)

INTERCEPTIONS

LAC: None
Oak.: E.Harris 2-115 (TD), K.Joseph 1-0

SACKS

LAC: M.Ingram 2-10, U.Nwosu 1-8
Oak.: C.Ferrell 2.5-14, B.Mayowa 1.5-16.5, M.Crosby 0.5-4, M.Hurst 0.5-3.5

PUNTING

LAC: T.Long 3-130 (43.3)
Oak.: A.Cole 4-170 (42.5)

PUNT RETURNS

LAC: D.King 3-19 (6.3)
Oak.: T.Davis 2-11 (5.5)

KICKOFF RETURNS

LAC: T.Pope 3-52 (17.3)
Oak.: T.Davis 5-94 (18.8)



WEEK 11



CINCINNATI BENGALS 10 OAKLAND RAIDERS 17

Nov. 17, 2019 | Oakland-Alameda County Coliseum | 51,921

Team	1	2	3	4	Final
Cincinnati	7	0	3	0	10
Oakland	0	14	0	3	17

SCORING SUMMARY

Team	Qtr.	Time	Play Description	Vis.	Home
Bengals	1	3:03	J.Mixon 3 yd. run (R.Bullock kick) (12-85, 6:27)	7	0
Raiders	2	6:50	F.Moreau 2 yd. pass from D.Carr (D.Carlson kick) (11-91, 7:07)	7	7
Raiders	2	1:37	D.Carr 3 yd. run (D.Carlson kick) (10-80, 3:39)	7	14
Bengals	3	7:25	R.Bullock 40 yd. Field Goal (5-23, 1:58)	10	14

TEAM STATS

	Bengals	Raiders
First Downs	16	20
Time of Possession	24:38	35:22
Net Yards Rushing	173	113
Net Yards Passing	73	273
Total Net Yards	246	386
Penalties/Yards	4-40	7-42
Fumbles/Lost	1-1	1-1

INDIVIDUAL STATS

PASSING

Cin.: R.Finley 13-31-115 (0 TD 1 INT)
Oak.: D.Carr 25-29-292 (1 TD 1 INT)

RUSHING

Cin.: J.Mixon 15-86 (TD), R.Finley 3-47, G.Bernard 3-30, T.Boyd 1-10
Oak.: J.Jacobs 23-112, A.Ingold 1-3, D.Carr 5-1 (TD), J.Richard 2-0, D.Washington 2-(-1), D.Waller 1-(-2)

RECEIVING

Cin.: A.Tate 4-56, T.Eifert 3-21, C.Uzomah 2-5, J.Mixon 1-17, G.Bernard 1-16, A.Erickson 1-0, T.Boyd 1-0
Oak.: D.Waller 5-78, H.Renfrow 5-66, T.Williams 4-82, Z.Jones 3-25, J.Jacobs 3-12, D.Washington 2-14, F.Moreau 2-8 (TD), J.Richard 1-7

INTERCEPTIONS

Cin.: J.Bates III 1-4
Oak.: T.Mullen 1-0

SACKS

Cin.: G.Atkins 1.5-10.5, C.Lawson 1-4, C.Dunlap 0.5-4.5
Oak.: M.Crosby 4-42, D.Jordan 1-0

PUNTING

Cin.: K.Huber 5-225 (45.0)
Oak.: A.Cole 5-216 (43.2)

PUNT RETURNS

Cin.: A.Erickson 3-32 (10.7)
Oak.: T.Davis 1-0 (0.0)

KICKOFF RETURNS

Cin.: B.Wilson 2-58 (29.0)
Oak.: None

2019 GAME SUMMARIES



WEEK 12



OAKLAND RAIDERS 3 NEW YORK JETS 34

Nov. 24, 2019 | MetLife Stadium | 78,523

Team	1	2	3	4	Final
Oakland	3	0	0	0	3
New York	3	10	21	0	34

SCORING SUMMARY

Team	Qtr.	Time	Play Description	Vis.	Home
Raiders	1	9:56	D.Carson 48 yd. Field Goal (11-46, 5:04)	3	0
Jets	1	5:02	S.Ficken 24 yd. Field Goal (10-69, 4:54)	3	3
Jets	2	10:44	S.Damold 4 yd. run (S.Ficken kick) (12-96, 7:12)	3	10
Jets	2	3:12	S.Ficken 35 yd. Field Goal (10-50, 4:01)	3	13
Jets	3	12:58	R.Griffin 1 yd. pass from S.Damold (S.Ficken kick) (4-81, 2:02)	3	20
Jets	3	6:39	Ro.Anderson 1 yd. pass from S.Damold (S.Ficken kick) (4-39, 2:01)	3	27
Jets	3	6:25	B.Poole 15 yd. interception return (S.Ficken kick)	3	34

TEAM STATS

	Raiders	Jets
First Downs	10	21
Time of Possession	28:30	31:30
Net Yards Rushing	68	88
Net Yards Passing	140	313
Total Net Yards	208	401
Penalties/Yards	4-35	4-37
Fumbles/Lost	3-1	2-1

INDIVIDUAL STATS

PASSING

Oak.: D.Carr 15-27-127 (0 TD 1 INT), M.Glennon 4-7-20 (0 TD 0 INT)
NYJ: S.Damold 20-29-315 (2 TD 0 INT)

RUSHING

Oak.: J.Jacobs 10-34, D.Washington 6-19, D.Carr 1-11, J.Richard 2-4, M.Glennon 2-0, A.Ingold 1-0
NYJ: L.Bell 12-49, S.Damold 4-16 (TD), B.Powell 5-15, Jo.Adams 4-6, T.Montgomery 5-2

RECEIVING

Oak.: J.Richard 6-47, D.Waller 3-41, H.Renfrow 3-31, T.Williams 2-18, Z.Jones 2-5, F.Moreau 1-3, J.Jacobs 1-2, D.Washington 1-0
NYJ: L.Bell 5-59, Ro.Anderson 4-86 (TD), R.Griffin 3-13 (TD), D.Thomas 2-22, J.Crowder 2-18, B.Berrios 1-69, V.Smith 1-22, T.Montgomery 1-21, B.Powell 1-5

INTERCEPTIONS

Oak.: None
NYJ: B.Poole 1-15 (TD)

SACKS

Oak.: M.Crosby 1-2
NYJ: J.Adams 0.5-3.5, B.Copeland 0.5-3.5

PUNTING

Oak.: A.Cole 7-315 (45.0)
NYJ: L.Edwards 4-190 (47.5)

PUNT RETURNS

Oak.: T.Davis 2-14 (7.0)
NYJ: B.Berrios 1-26 (26.0)

KICKOFF RETURNS

Oak.: T.Davis 4-70 (17.5)
NYJ: V.Smith 1-19 (19.0)



WEEK 13



OAKLAND RAIDERS 9 KANSAS CITY CHIEFS 40

Dec. 1, 2019 | Arrowhead Stadium | 73,548

Team	1	2	3	4	Final
Oakland	0	0	0	9	9
Kansas City	7	14	10	9	40

SCORING SUMMARY

Team	Qtr.	Time	Play Description	Vis.	Home
Chiefs	1	7:26	D.Williams 3 yd. pass from P.Mahomes (H.Butker kick) (11-47, 3:31)	0	7
Chiefs	2	6:28	P.Mahomes 13 yd. run (H.Butker kick) (8-60, 3:25)	0	14
Chiefs	2	3:42	J.Thornhill 46 yd. interception return (H.Butker kick)	0	21
Chiefs	3	12:03	H.Butker 50 yd. Field Goal (9-34, 2:57)	0	24
Chiefs	3	6:51	L.McCoy 3 yd. run (H.Butker kick) (4-64, 2:15)	0	31
Raiders	4	14:56	D.Carson 34 yd. Field Goal (13-60, 6:55)	3	31
Chiefs	4	5:24	D.Thompson 4 yd. run (H.Butker kick) (14-75, 9:32)	3	38
Raiders	4	0:39	D.Carrier 4 yd. pass from D.Carr (10-75, 4:45)	9	38
Chiefs	4	0:39	C.Ward defensive two point conversion	9	40

TEAM STATS

	Raiders	Chiefs
First Downs	19	22
Time of Possession	31:41	28:19
Net Yards Rushing	122	96
Net Yards Passing	210	163
Total Net Yards	332	259
Penalties/Yards	12-99	0-0
Fumbles/Lost	2-1	0-0

INDIVIDUAL STATS

PASSING

Oak.: D.Carr 20-30-222 (1 TD 2 INT)
KC: P.Mahomes 15-29-175 (1 TD 0 INT)

RUSHING

Oak.: J.Jacobs 17-104, D.Carr 3-7, D.Washington 2-5, A.Ingold 1-4, J.Richard 1-2, T.Davis 1-0
KC: D.Thompson 11-44 (TD), P.Mahomes 3-25 (TD), D.Williams 6-13, L.McCoy 5-10 (TD), M.Hardman 1-9, A.Sherman 1-0, M.Moore 1-(-1), T.Hill 1-(-4)

RECEIVING

Oak.: D.Waller 7-100, D.Washington 3-44, Z.Jones 2-14, A.Ingold 2-13, D.Carrier 2-10 (TD), F.Moreau 1-15, K.Doss 1-11, T.Williams 1-9, J.Richard 1-6
KC: T.Kelce 5-90, T.Hill 5-55, L.McCoy 3-20, A.Sherman 1-7, D.Williams 1-3 (TD)

INTERCEPTIONS

Oak.: None
KC: J.Thornhill 1-46 (TD), T.Mathieu 1-5

SACKS

Oak.: M.Hurst 1-12
KC: T.Kpassagnon 1-10, C.Jones 1-2

PUNTING

Oak.: A.Cole 2-77 (38.5)
KC: D.Colquitt 2-83 (41.5)

PUNT RETURNS

Oak.: T.Davis 1-3 (3.0)
KC: None

KICKOFF RETURNS

Oak.: J.Richard 3-60 (20.0), T.Davis 2-32 (16.0)
KC: M.Hardman 1-23 (23.0)

2019 GAME SUMMARIES



WEEK 14



TENNESSEE TITANS 42 OAKLAND RAIDERS 21

Dec. 8, 2019 | Oakland-Alameda County Coliseum | 52,760

Team	1	2	3	4	Final
Tennessee	7	14	7	14	42
Oakland	7	14	0	0	21

SCORING SUMMARY

Team	Qtr	Time	Play Description	Vis. Home
Raiders	1	7:43	D.Washington 14 yd. run (D.Carson kick) (3-24, 1:17)	0 7
Titans	1	3:21	D.Henry 12 yd. run (R.Succop kick) (8-74, 4:22)	7 7
Titans	2	14:04	A.Brown 91 yd. pass from R.Tannehill (R.Succop kick) (1-91, 0:12)	14 7
Raiders	2	10:43	R.Gafford 49 yd. pass from D.Carr (D.Carson kick) (6-75, 3:21)	14 14
Titans	2	6:52	A.Brown 16 yd. pass from R.Tannehill (R.Succop kick) (8-77, 3:51)	21 14
Raiders	2	0:24	F.Moreau 1 yd. pass from D.Carr (D.Carson kick) (14-71, 6:28)	21 21
Titans	3	5:36	D.Henry 10 yd. run (R.Succop kick) (6-89, 2:28)	28 21
Titans	4	14:29	J.Smith 17 yd. pass from R.Tannehill (R.Succop kick) (9-84, 3:53)	35 21
Titans	4	13:12	J.Brown 46 yd. fumble return (R.Succop kick)	42 21

TEAM STATS

	Titans	Raiders
First Downs	26	22
Time of Possession	29:12	30:48
Net Yards Rushing	161	97
Net Yards Passing	391	258
Total Net Yards	552	355
Penalties/Yards	4-21	3-20
Fumbles/Lost	0-0	1-1

INDIVIDUAL STATS

PASSING

Ten.: R.Tannehill 21-27-391 (3 TD 1 INT)
Oak.: D.Carr 25-34-263 (2 TD 0 INT)

RUSHING

Ten.: D.Henry 18-103 (2 TD), D.Lewis 9-26, R.Tannehill 4-19, A.Brown 1-13
Oak.: D.Washington 14-53 (TD), J.Richard 7-28, D.Carr 2-17, A.Ingold 1-(-1)

RECEIVING

Ten.: A.Brown 5-153 (2TD), T.Sharpe 4-25, J.Smith 3-29 (TD), K.Blasingame 2-47, C.Davis 2-34, M.Pruitt 1-42, A.Firkser 1-39, K.Raymond 1-11, D.Henry 1-6, D.Lewis 1-5
Oak.: D.Waller 6-72, D.Washington 6-43, T.Williams 3-35, K.Doss 3-26, F.Moreau 3-14 (TD), J.Richard 2-18, R.Gafford 1-49 (TD), Z.Jones 1-5

INTERCEPTIONS

Ten.: None
Oak.: M.Hurst 1-55

SACKS

Ten.: J.Simmons 1-4, K.Correa 1-0
Oak.: None

PUNTING

Ten.: B.Kern 2-102 (51.0)
Oak.: A.Cole 5-221 (44.2)

PUNT RETURNS

Ten.: None
Oak.: J.Richard 1-12 (12.0)

KICKOFF RETURNS

Ten.: K.Raymond 3-71 (23.7)
Oak.: J.Richard 4-91 (22.8)



WEEK 15



JACKSONVILLE JAGUARS 20 OAKLAND RAIDERS 16

Dec. 15, 2019 | Oakland-Alameda County Coliseum | 52,788

Team	1	2	3	4	Final
Jacksonville	3	0	3	14	20
Oakland	10	6	0	0	16

SCORING SUMMARY

Team	Qtr	Time	Play Description	Vis. Home
Raiders	1	11:29	T.Williams 40 yd. pass from D.Carr (D.Carson kick) (7-75, 3:31)	0 7
Jaguars	1	8:09	J.Lambo 28 yd. Field Goal (7-65, 3:20)	3 7
Raiders	1	4:53	D.Carson 33 yd. Field Goal (8-60, 3:16)	3 10
Raiders	2	2:21	D.Carson 34 yd. Field Goal (9-35, 3:34)	3 13
Raiders	2	0:00	D.Carson 27 yd. Field Goal (8-69, 1:17)	3 16
Jaguars	3	0:28	J.Lambo 43 yd. Field Goal (14-59, 8:21)	6 16
Jaguars	4	5:15	C.Conley 6 yd. pass from G.Minshew II (J.Lambo kick) (11-79, 5:54)	13 16
Jaguars	4	0:31	C.Conley 4 yd. pass from G.Minshew II (J.Lambo kick) (7-65, 1:13)	20 16

TEAM STATS

	Jaguars	Raiders
First Downs	17	27
Time of Possession	25:48	34:12
Net Yards Rushing	77	128
Net Yards Passing	185	236
Total Net Yards	262	364
Penalties/Yards	8-87	6-51
Fumbles/Lost	0-0	0-0

INDIVIDUAL STATS

PASSING

Jac.: G.Minshew II 17-29-201 (2 TD 0 INT)
Oak.: D.Carr 22-36-267 (1 TD 0 INT)

RUSHING

Jac.: L.Fournette 15-42, G.Minshew II 5-27, D.Westbrook 1-7, R.Armstead 1-1
Oak.: J.Jacobs 24-89, D.Washington 6-16, D.Carr 1-12, J.Richard 1-11

RECEIVING

Jac.: L.Fournette 5-31, C.Conley 4-49 (2 TD), K.Cole 3-76, S.DeValve 2-23, D.Westbrook 2-14, C.Board 1-8
Oak.: D.Waller 8-122, A.Ingold 3-22, T.Williams 2-45 (TD), J.Richard 2-25, J.Jacobs 2-20, D.Washington 2-6, K.Doss 1-17, D.Carrier 1-5, Z.Jones 1-5

INTERCEPTIONS

Jac.: None
Oak.: None

SACKS

Jac.: Y.Ngakoue 2-15, A.Calitro 1-8, J.Allen 1-8
Oak.: M.Crosby 1-4, D.Jordan 1-12

PUNTING

Jac.: L.Cooke 5-248 (49.6)
Oak.: A.Cole 4-167 (41.8)

PUNT RETURNS

Jac.: D.Westbrook 1-8 (8.0)
Oak.: J.Richard 1-2 (2.0)

KICKOFF RETURNS

Jac.: M.Walker 1-35 (35.0)
Oak.: J.Richard 2-37 (18.5)

2019 GAME SUMMARIES



WEEK 16



OAKLAND RAIDERS 24 LOS ANGELES CHARGERS 17

Dec. 22, 2019 | Dignity Health Sports Park | 25,380

Team	1	2	3	4	Final
Oakland	7	7	7	3	24
Los Angeles	0	7	7	3	17

SCORING SUMMARY

Team	Qtr.	Time	Play Description	Vis. Home
Raiders	1	10:57	H.Renfrow 56 yd. pass from D.Carr (D.Carson kick) (4-71, 1:48)	7 0
Chargers	2	1:54	M.Gordon 1 yd. run (M.Badgley kick) (8-78, 3:58)	7 7
Raiders	2	0:08	D.Carr 3 yd. run (D.Carson kick) (11-75, 1:46)	14 7
Raiders	3	6:11	D.Washington 5 yd. run (D.Carson kick) (13-75, 8:49)	21 7
Chargers	3	1:04	M.Gordon 1 yd. run (M.Badgley kick) (10-83, 5:07)	21 14
Raiders	4	8:28	D.Carson 48 yd. Field Goal (12-48, 7:34)	24 14
Chargers	4	1:29	M.Badgley 27 yd. Field Goal (13-81, 2:03)	24 17

TEAM STATS

	Raiders	Chargers
First Downs	19	21
Time of Possession	33:24	26:36
Net Yards Rushing	99	19
Net Yards Passing	267	265
Total Net Yards	366	284
Penalties/Yards	5-47	2-15
Fumbles/Lost	0-0	0-0

INDIVIDUAL STATS

PASSING

Oak.: D.Carr 26-30-291 (1 TD 0 INT)
LAC: P.Rivers 27-39-279 (0 TD 0 INT)

RUSHING

Oak.: D.Washington 23-85 (TD), J.Richard 5-11, D.Carr 1-3 (TD)
LAC: M.Gordon 9-15 (2 TD), A.Ekeler 4-11, T.Taylor 2(-2), K.Allen 1(-5)

RECEIVING

Oak.: H.Renfrow 7-107 (TD), T.Williams 4-82, D.Waller 4-37, J.Richard 4-18, Z.Jones 3-14, D.Washington 2-21, D.Carrier 2-12
LAC: M.Gordon 6-32, K.Allen 5-71, A.Ekeler 5-58, H.Henry 5-45, M.Williams 3-51, A.Patton 2-18, V.Green 1-4

INTERCEPTIONS

Oak.: None
LAC: None

SACKS

Oak.: C.Ferrell 1-14
LAC: J.Bosa 1-9, M.Ingram 1.5-11.5, J.Tillery 0.5-3.5

PUNTING

Oak.: A.Cole 5-259 (51.8)
LAC: T.Long 6-285 (47.5)

PUNT RETURNS

Oak.: H.Renfrow 3-33 (11.0), J.Richard 1-8 (8.0)
LAC: D.King 3-21 (7.0)

KICKOFF RETURNS

Oak.: K.Nixon 2-51 (25.5)
LAC: D.King 2-39 (19.5), T.Pope 1-34 (34.0)



WEEK 17



OAKLAND RAIDERS 15 DENVER BRONCOS 16

Dec. 29, 2019 | Empower Field at Mile High Stadium | 76,334

Team	1	2	3	4	Final
Oakland	0	3	0	12	15
Denver	0	10	3	3	16

SCORING SUMMARY

Team	Qtr.	Time	Play Description	Vis. Home
Raiders	2	14:06	D.Carson 23 yd. Field Goal (8-88, 4:34)	3 0
Broncos	2	8:21	B.McManus 43 yd. Field Goal (11-50, 5:45)	3 3
Broncos	2	0:28	A.Beck 1 yd. pass from D.Lock (B.McManus kick) (5-41, 0:43)	3 10
Broncos	3	4:37	B.McManus 49 yd. Field Goal (10-58, 4:34)	3 13
Broncos	4	14:55	B.McManus 51 yd. Field Goal (6-27, 3:01)	3 16
Raiders	4	9:03	D.Carson 33 yd. Field Goal (12-60, 5:52)	6 16
Raiders	4	3:09	D.Carson 28 yd. Field Goal (7-49, 2:49)	9 16
Raiders	4	0:07	H.Renfrow 3 yd. pass from D.Carr (pass failed) (8-53, 1:34)	15 16

TEAM STATS

	Raiders	Broncos
First Downs	18	16
Time of Possession	33:00	27:00
Net Yards Rushing	97	70
Net Yards Passing	380	168
Total Net Yards	477	238
Penalties/Yards	10-107	9-61
Fumbles/Lost	3-1	4-1

INDIVIDUAL STATS

PASSING

Oak.: D.Carr 29-46-391 (1 TD 0 INT)
Den.: D.Lock 17-28-177 (1 TD 0 INT)

RUSHING

Oak.: D.Washington 17-77, J.Richard 3-20, A.Ingold 1-0, D.Carr 1-0
Den.: P.Lindsay 18-53, D.Lock 6-29, R.Freeman 2(-4), D.Spencer 1(-8)

RECEIVING

Oak.: D.Washington 8-55, D.Waller 6-107, H.Renfrow 6-102 (TD), M.Ateman 3-46, J.Richard 2-39, Z.Jones 2-21, R.Gafford 1-17, D.Carrier 1-4
Den.: D.Hamilton 5-65, C.Sutton 4-52, D.Booker 2-17, A.Beck 2-8 (TD), T.Patrick 1-14, T.Fumagalli 1-9, R.Freeman 1-8, N.Fant 1-4

INTERCEPTIONS

Oak.: None
Den.: None

SACKS

Oak.: M.Crosby 1.5-4.5, J.Hankins 0.5-4.5
Den.: V.Miller 1-5, J.Attaochu 1-6

PUNTING

Oak.: A.Cole 3-124 (41.3)
Den.: C.Wadman 5-254 (50.8)

PUNT RETURNS

Oak.: H.Renfrow 2-5 (2.5)
Den.: D.Spencer 1-4 (4.0)

KICKOFF RETURNS

Oak.: K.Nixon 1-12 (12.0)
Den.: D.Spencer 2-42 (21.0), T.Patrick 1(-14) (-14.0)

2019 NFL STANDINGS

AMERICAN FOOTBALL CONFERENCE

AFC EAST	W	L	T	Pct.	PF	PA	Home	Road	AFC	NFC	Div.
z-New England Patriots	12	4	0	.750	420	225	6-2	6-2	8-4	4-0	5-1
y-Buffalo Bills	10	6	0	.625	314	259	4-4	6-2	7-5	3-1	3-3
New York Jets	7	9	0	.438	276	359	5-3	2-6	4-8	3-1	2-4
Miami Dolphins	5	11	0	.313	306	494	3-5	2-6	4-8	1-3	2-4
AFC NORTH	W	L	T	Pct.	PF	PA	Home	Road	AFC	NFC	Div.
*-Baltimore Ravens	14	2	0	.875	531	282	7-1	7-1	10-2	4-0	5-1
Pittsburgh Steelers	8	8	0	.500	289	303	5-3	3-5	6-6	2-2	3-3
Cleveland Browns	6	10	0	.375	335	393	4-4	2-6	6-6	0-4	3-3
Cincinnati Bengals	2	14	0	.125	279	420	2-6	0-8	2-10	0-4	1-5
AFC SOUTH	W	L	T	Pct.	PF	PA	Home	Road	AFC	NFC	Div.
z-Houston Texans	10	6	0	.625	378	385	5-3	5-3	8-4	2-2	4-2
y-Tennessee Titans	9	7	0	.563	402	331	4-4	5-3	7-5	2-2	3-3
Indianapolis Colts	7	9	0	.438	361	373	5-3	2-6	5-7	2-2	3-3
Jacksonville Jaguars	6	10	0	.375	300	397	3-5	3-5	6-6	0-4	2-4
AFC WEST	W	L	T	Pct.	PF	PA	Home	Road	AFC	NFC	Div.
z-Kansas City Chiefs	12	4	0	.750	451	308	5-3	7-1	9-3	3-1	6-0
Denver Broncos	7	9	0	.438	282	316	5-3	2-6	6-6	1-3	3-3
Oakland Raiders	7	9	0	.438	313	419	5-3	2-6	5-7	2-2	3-3
Los Angeles Chargers	5	11	0	.313	337	345	2-6	3-5	3-9	2-2	0-6

NATIONAL FOOTBALL CONFERENCE

NFC EAST	W	L	T	Pct.	PF	PA	Home	Road	NFC	AFC	Div.
z-Philadelphia Eagles	9	7	0	.563	385	354	5-3	4-4	7-5	2-2	5-1
Dallas Cowboys	8	8	0	.500	434	321	5-3	3-5	7-5	1-3	5-1
New York Giants	4	12	0	.250	341	451	2-6	2-6	3-9	1-3	2-4
Washington Redskins	3	13	0	.188	266	435	1-7	2-6	2-10	1-3	0-6
NFC NORTH	W	L	T	Pct.	PF	PA	Home	Road	NFC	AFC	Div.
z-Green Bay Packers	13	3	0	.813	376	313	7-1	6-2	10-2	3-1	6-0
y-Minnesota Vikings	10	6	0	.625	407	303	6-2	4-4	7-5	3-1	2-4
Chicago Bears	8	8	0	.500	280	298	4-4	4-4	7-5	1-3	4-2
Detroit Lions	3	12	1	.219	341	423	2-6	1-6-1	2-9-1	1-3	0-6
NFC SOUTH	W	L	T	Pct.	PF	PA	Home	Road	NFC	AFC	Div.
z-New Orleans Saints	13	3	0	.813	458	341	6-2	7-1	9-3	4-0	5-1
Atlanta Falcons	7	9	0	.438	381	399	3-5	4-4	6-6	1-3	4-2
Tampa Bay Buccaneers	7	9	0	.438	458	449	2-6	5-3	5-7	2-2	2-4
Carolina Panthers	5	11	0	.313	340	470	2-6	3-5	2-10	3-1	1-5
NFC WEST	W	L	T	Pct.	PF	PA	Home	Road	NFC	AFC	Div.
*-San Francisco 49ers	13	3	0	.813	479	310	6-2	7-1	10-2	3-1	5-1
y-Seattle Seahawks	11	5	0	.688	405	398	4-4	7-1	8-4	3-1	3-3
z-Los Angeles Rams	9	7	0	.563	394	364	5-3	4-4	7-5	2-2	3-3
Arizona Cardinals	5	10	1	.344	361	442	2-5	3-5	3-8-1	2-2	1-5

y-clinched playoff berth

z-clinched division

*-clinched division and homefield advantage

2019 NATIONAL FOOTBALL LEAGUE PLAYOFFS

AFC

Wild Card Playoffs

Buffalo 19, Houston 22
Tennessee 20, New England 13

Divisional Playoffs

Houston 31, Kansas City 51
Tennessee 28, Baltimore 12

NFC

Wild Card Playoffs

Minnesota 26, New Orleans 20
Seattle 17, Philadelphia 9

Divisional Playoffs

Seattle 23, Green Bay 28
Minnesota 10, San Francisco 27

Conference Championship

Tennessee 24, Kansas City 35

Conference Championship

Green Bay 20, San Francisco 37

Super Bowl LIV

Kansas City 31, San Francisco 20



RECORDS AND HISTORY



WIDE RECEIVER
CLIFF BRANCH



CORNERBACK
WILLIE BROWN



RUNNING BACK
CLEM DANIELS

THE LAST TIME

RUSHING

200 Yards Rushing, Individual

- By Raiders Napoleon Kaufman, Oct. 19, 1997, vs. Den. (227 yards)
- By Opponent Adrian Peterson, Nov. 15, 2015, vs. Min. (203 yards)

100 Yards Rushing, Individual

- By Raiders Josh Jacobs, Dec. 1, 2019, at KC (104 yards)
- By Opponent Derrick Henry, Dec. 8, 2019 vs. Ten. (103 yards)



RB Josh Jacobs

100 Yards Rushing, Individual, One half

- By Raiders Latavius Murray, Nov. 20, 2014, vs. KC (112 yards, first half)
- By Opponent LeSean McCoy, Oct. 29, 2017, at Buf. (120 yards, second half)

100 Yards Rushing and Receiving, Individual

- By Raiders Marcus Allen, Sept. 7, 1986, at Den. (102 yards rushing, 102 receiving)
- By Opponent Priest Holmes, Dec. 9, 2001, vs. KC (168 yards rushing, 109 receiving)

Two 100-yard Rushers

- By Raiders Napoleon Kaufman (122 yards) and Tyrone Wheatley (111 yards), Dec. 19, 1999, vs. TB
- By Opponent Willis McGahee (163 yards) and Tim Tebow (118 yards), Nov. 6, 2011, vs. Den.

Four Touchdowns Rushing, Individual

- By Raiders Never
- By Opponent Doug Martin, Nov. 4, 2012, vs. TB

Three Touchdowns Rushing, Individual

- By Raiders Latavius Murray, Nov. 6, 2016, vs. Den.
- By Opponent C.J. Anderson, Dec. 28, 2014, at Den.

Two Touchdowns Rushing, Individual

- By Raiders Josh Jacobs, Nov. 3, 2019, vs. Det.
- By Opponent Melvin Gordon, Dec. 22, 2019, at LAC

300 Rushing Yards, Team

- By Raiders Oct. 24, 2010, at Den. (328 yards)
- By Opponent Oct. 25, 2009, vs. NYJ (316 yards)

200 Rushing Yards, Team

- By Raiders Nov. 24, 2016, vs. Ind. (210 yards)
- By Opponent Sept. 22, 2019, at Min. (211 yards)

50 Rushing Attempts, Team

- By Raiders Dec. 5, 2010, at SD (52 att.)
- By Opponent Oct. 25, 2009, vs. NYJ (54 att.)

40 Rushing Attempts, Team

- By Raiders Nov. 6, 2016, vs. Den. (43 att.)
- By Opponent Nov. 25, 2018, at Bal. (43 att.)

30 Rushing Attempts, Individual

- By Raiders Darren McFadden, Dec. 16, 2012, vs. KC (30 att.)
- By Opponent Andre Brown, Nov. 10, 2013, vs. NYG (30 att.)

70-yard Rush

- By Raiders Jalen Richard, Sept. 11, 2016, at NO (75 yards, TD)
- By Opponent Adrian Peterson, Nov. 15, 2015, vs. (80 yards, TD)

60-Yard Rush

- By Raiders Trevor Davis, Sept. 29, 2019, at Ind. (60 yards, TD)
- By Opponent Nick Chubb, Sept. 30, 2018, vs. Cle. (63 yards, TD)

50-yard Rush

- By Raiders Trevor Davis, Sept. 29, 2019, at Ind. (60 yards, TD)
- By Opponent David Johnson, Nov. 18, 2018, at Ari. (53 yards)

PASSING

500 Yards Passing, Individual

- By Raiders Derek Carr, Oct. 30, 2016, at TB (513 yards)
- By Opponent Elvis Grbac, Dec. 5, 2000, vs. KC (504 yards)

400 Yards Passing, Individual

- By Raiders Derek Carr, Sept. 30, 2018, vs. Cle. (437 yards)
- By Opponent Matthew Stafford, Nov. 3, 2019, vs. Det. (406 yards)

300 Yards Passing, Individual

- By Raiders Derek Carr, Dec. 29, 2019, at Den. (391 yards)
- By Opponent Ryan Tannehill, Dec. 8, 2019, vs. Ten. (391 yards)



QB Derek Carr

Seven Touchdown Passes, Individual

- By Raiders Never
- By Opponent Nick Foles, Nov. 3, 2013, vs. Phi.

Six Touchdown Passes, Individual

- By Raiders Daryle Lamonica, Oct. 19, 1969, vs. Buf.
- By Opponent Dan Fouts, Nov. 22, 1981, vs. SD

Five Touchdown Passes, Individual

- By Raiders Kerry Collins, Dec. 19, 2004, vs. Ten.
- By Opponent Aaron Rodgers, Oct. 20, 2019, at GB

Four Touchdown Passes, Individual

- By Raiders Derek Carr, Sept. 30, 2018, vs. Cle.
- By Opponent Patrick Mahomes, Sept. 15, 2019, vs. KC

Three Touchdown Passes, Individual

By Raiders Derek Carr, Oct. 27, 2019, at Hou.
By Opponent Ryan Tannehill, Dec. 8, 2019, vs. Ten.

Seven Interceptions Thrown, Individual

By Raiders Ken Stabler, Oct. 16, 1977, vs. Den.
By Opponent Never

Six Interceptions Thrown, Individual

By Raiders Donald Hollas, Dec. 6, 1999, vs. Mia.
By Opponent Never

Five Interceptions Thrown, Individual

By Raiders Jim Plunkett, Oct. 5, 1980, vs. KC
By Opponent Steve Pelluer, Nov. 9, 1986, at Dal.

Four Interceptions Thrown, Individual

By Raiders Matt McGloin, Dec. 15, 2013, vs. KC
By Opponent Jake Delhomme, Nov. 9, 2008, vs. Car.

100-Point Passer Rating

By Raiders Derek Carr, Dec. 22, 2019, at LAC (118.2)
By Opponent Gardner Minshew II, Dec. 15, 2019, vs. Jac. (102.8)

50 Pass Attempts, Individual

By Raiders Derek Carr, Sept. 30, 2018, vs. KC (58 att.)
By Opponent Joe Flacco, Oct. 2, 2016, at Bal. (52 att.)

40 Pass Attempts, Individual

By Raiders Derek Carr, Dec. 29, 2019, at Den. (46 att.)
By Opponent Matthew Stafford, Nov. 3, 2019, vs. Det. (41 att.)

30 Completions, Individual

By Raiders Derek Carr, Sept. 30, 2018, vs. Cle. (35 comp.)
By Opponent Patrick Mahomes, Sept. 15, 2019, vs. KC (30 comp.)

RECEIVING

10-or-more Receptions, Individual

By Raiders Darren Waller, Sept. 22, 2019, at Min. (13 receptions)
By Opponent DeAndre Hopkins, Oct. 27, 2019, at KC (11 receptions)



TE Darren Waller

200 Yards Receiving, Individual

By Raiders Amari Cooper, Oct. 19, 2017, vs. KC (210 yards)
By Opponent Antonio Brown, Nov. 8, 2015, at Pit. (284 yards)

100 Yards Receiving, Individual

By Raiders Darren Waller (107 yards) and Hunter Renfrow (102 yards) Dec. 29, 2019, at Den.
By Opponent A.J. Brown, Dec. 8, 2019, vs. Ten. (153 yards)

100 Yards Receiving, One Half, Individual

By Raiders Darren Waller, Dec. 29, 2019, at Den. (104 yards, first half)
By Opponent A.J. Brown, Dec. 8, 2019, vs. Ten. (141 yards, first half)

Two 100-yard Receivers

By Raiders Darren Waller (107 yards) and Hunter Renfrow (102 yards), Dec. 29, 2019, at Den.
By Opponent Marvin Jones, Jr. (126 yards) and Kenny Golladay (132 yards), Nov. 3, 2019, vs. Det.



WR Hunter Renfrow

Five Touchdown Receptions, Individual

By Raiders Never
By Opponent Kellen Winslow, Nov. 22, 1981, vs. SD

Four Touchdown Receptions, Individual

By Raiders Art Powell, Dec. 22, 1963, vs. Hou.O.
By Opponent Jamaal Charles, Dec. 15, 2013, vs. KC

Three Touchdown Receptions, Individual

By Raiders Michael Crabtree, Sept. 17, 2017, vs. NYJ
By Opponent Riley Cooper, Nov. 3, 2013, vs. Phi.

Two Touchdown Receptions, Individual

By Raiders Darren Waller, Oct. 20, 2019, at GB
By Opponent A.J. Brown, Dec. 8, 2019, vs. Ten.

70-Yard Reception

By Raiders Darren Waller, Dec. 29, 2019, at Den. (75 yards)
By Opponent A.J. Brown, Dec. 8, 2019, vs. Ten. (91 yards, TD)

60-Yard Reception

By Raiders Darren Waller, Dec. 29, 2019, at Den. (75 yards)
By Opponent A.J. Brown, Dec. 8, 2019, vs. Ten. (91 yards, TD)

50-Yard Reception

By Raiders Darren Waller, Dec. 29, 2019, at Den. (75 yards)
By Opponent A.J. Brown, Dec. 8, 2019, vs. Ten. (91 yards, TD)

INTERCEPTIONS

Three Interceptions, Individual

By Raiders Rod Woodson, Sept. 29, 2002, vs. Ten.
By Opponent Dwayne Harper, Nov. 27, 1995, at SD

Two Interceptions, Individual

By Raiders Erik Harris, Nov. 7, 2019, vs. LAC
By Opponent Xavien Howard, Sept. 23, 2018, at Mia.

Interception Returned for Touchdown

By Raiders Erik Harris, Nov. 7, 2019, vs. LAC (56 yards)
By Opponent Juan Thornhill, Dec. 1, 2019, at KC (46 yards)

THE LAST TIME

TOUCHDOWNS

Five Touchdowns, Individual

By Raiders Never
By Opponent Jamaal Charles, Dec. 15, 2013, vs. KC (49-, 39-, 16-, 71-yard receptions; 1-yard run)

Four Touchdowns, Individual

By Raiders Darren McFadden, Oct. 24, 2010, at (4-, 4-, 57-yard runs; 19-yard reception)
By Opponent Doug Martin, Nov. 4, 2012, vs. TB (45-, 67-, 70-, 1-yard runs)

Three Touchdowns, Individual

By Raiders Michael Crabtree, Sept. 17, 2017, vs. NYJ (2-, 26-, 1-yard receptions)
By Opponent C.J. Anderson, Dec. 28, 2014, at Den. (11-, 1-, 25-yard runs)

FIELD GOALS/PATS

Six Field Goals Made, Individual

By Raiders Sebastian Janikowski, Nov. 27, 2011, vs. Chi. (40, 47, 42, 19, 37, 44 yards)
By Opponent Greg Davis, Oct. 5, 1997, vs. SD (30, 22, 38, 43, 33, 33 yards)

Five Field Goals Made, Individual

By Raiders Sebastian Janikowski, Dec. 16, 2012, vs. KC (20, 50, 57, 30, 41 yards)
By Opponent Nate Kaeding, Sept. 10, 2012, vs. SD (23, 28, 19, 41, 45 yards)

Four Field Goals Made, Individual

By Raiders Giorgio Tavecchio, Sept. 10, 2017, at Ten. (20, 52, 52, 43 yards)
By Opponent Greg Zuerlein, Sept. 10, 2018, vs. LAR (20, 28, 55, 20 yards)

60-yard Field Goal

By Raiders Sebastian Janikowski, Sept. 12, 2011, at Den. (63 yards)
By Opponent Stephen Gostkowski, Nov. 19, 2017, vs. NE (62 yards)

Blocked Field-goal Attempt

By Raiders Justin Ellis, Dec. 31, 2017, at LAC (50-yard Nick Rose attempt)
By Opponent Eric Murray, Oct. 19, 2017, vs. KC (53-yard attempt Giorgio Tavecchio)

Two-point Conversion

By Raiders Jordy Nelson, Sept. 30, 2018, vs. Cle. (pass from Derek Carr)
By Opponent Chester Rogers, Oct. 28, 2018, vs. Ind. (pass from Andrew Luck)

PAT Missed

By Raiders Daniel Carlson, Nov. 7, 2019, vs. LAC (wr) Caleb Sturgis, Oct. 7, 2018, at LAC (hit left upright)

Blocked PAT

By Raiders Arden Key, Dec. 2, 2018, vs. KC (Harrison Butker; second attempt)
By Opponent Tanoh Kpassagnon, Dec. 1, 2019, at KC (Daniel Carlson; first attempt)

PUNTING

80-yard Punt

By Raiders Shane Lechler, Nov. 27, 2011, vs. Chi. (80 yards)
By Opponent Never

70-yard Punt

By Raiders AJ Cole, Dec. 22, 2019, at LAC (74 yards)
By Opponent Dustin Colquitt, Dec. 16, 2012, vs. KC (71 yards)

60-yard Punt

By Raiders AJ Cole, Dec. 22, 2019, at LAC (74 yards)
By Opponent Logan Cooke, Dec. 15, 2019, vs. Jac. (66 yards)



P AJ Cole

Blocked Punt

By Raiders Denico Austry, Nov. 2, 2014, at Sea. (Jon Ryan, punter)
By Opponent D.J. Alexander, Jan. 3, 2016, at KC (Marquette King, punter)

10 Punts, Individual

By Raiders Marquette King, Dec. 13, 2015, at Den. (10 punts, 460 yards)
By Opponent Darren Bennett, Dec. 28, 2003, at SD (10 punts, 392 yards)

No Punts

By Raiders Dec. 5, 1999 vs. Seattle
By Opponent Sept. 30, 2012, at Denver

OTHER SPECIAL TEAMS

Kickoff Returned for Touchdown

By Raiders Jacoby Ford, Oct. 16, 2011, vs. Cle. (101 yards)
By Opponent Cordarrelle Patterson, Nov. 15, 2015, vs. Min. (93 yards)

Punt Returned for Touchdown

By Raiders Dwayne Harris, Dec. 24, 2018, vs. Den. (99 yards)
By Opponent Cyrus Jones, Nov. 25, 2018, at Bal. (70 yards)

Blocked Field Goal Returned for Touchdown

By Raiders Never
By Opponent Ray Mickens, Sept. 21, 1997, at NYJ (72 yards; Cole Ford, kicker)

Blocked Punt Returned for Touchdown

By Raiders Brice Butler, Nov. 2, 2014, at Sea. (0 yards; Jon Ryan, punter)
By Opponent Antonio Allen, Dec. 8, 2013, at NYJ (0 yards; Marquette King, punter)

50-Yard Kickoff Return

By Raiders Trevor Davis, Oct. 6, 2019, vs. Chi. (52 yards)
By Opponent Alex Erickson, Dec. 16, 2018, at Cin. (77 yards)

20-Yard Punt Return

By Raiders Dwayne Harris, Dec. 24, 2018, vs. Den. (99 yards)
By Opponent Cyrus Jones, Nov. 25, 2018, at Bal. (70 yards)

Onside Kick Attempt

- By Raiders Daniel Carlson, Dec. 29, 2019, at Den. (Unsuccessful)
- By Opponent Ty Long, Dec. 22, 2019, at LAC (Unsuccessful)

Successful Onside Kick

- By Raiders Giorgio Tavecchio, Dec. 10, 2017, at KC (recovered by Erik Harris)
- By Opponent Cody Parkey, Nov. 5, 2017, at Mia. (recovered by Cody Parkey)

Game-Winning Field Goal

- By Raiders Daniel Carlson, Nov. 18, 2018, at Ari. (35 yards)
- By Opponent Brandon McManus, Sept. 16, 2018, at Den. (36 yards)

OTHER DEFENSE

Shutout Posted

- By Raiders Dec. 16, 2012, vs. KC (15-0)
- By Opponent Nov. 30, 2014, at StL. (52-0)

Fumble Returned for Touchdown

- By Raiders Keith McGill II, Dec. 28, 2014, at Den. (18 yards)
- By Opponent Jayon Brown, Dec. 8, 2019, vs. Ten. (47 yards)

Safety Scored

- By Raiders Denico Autry, Dec. 24, 2015, vs. SD (Philip Rivers sacked)
- By Opponent D.J. Alexander, Jan. 3, 2016, at KC (Marquette King blocked punt)

Six Sacks, Individual

- By Raiders Never
- By Opponent Derrick Thomas, Sept. 6, 1988, at KC

Five Sacks, Individual

- By Raiders Khalil Mack, Dec. 13, 2015, at Den.
- By Opponent Gary Jeter, Sept. 18, 1988, vs. LARm.

Four Sacks, Individual

- By Raiders Maxx Crosby, Nov. 17, 2019, vs. Cin.
- By Opponent Brian Orakpo, Dec. 13, 2009, vs. Was.



DE Maxx Crosby

Three Sacks, Individual

- By Raiders Maxx Crosby, Nov. 17, 2019, vs. Cin.
- By Opponent Geno Atkins, Dec. 16, 2018, at Cin.

200-or-Fewer Total Yards Allowed

- By Raiders Dec. 16, 2012, vs. KC (119 yards)
- By Opponent Oct. 14, 2018, vs. Sea. (185 yards)

50-or-Fewer Rushing Yards Allowed

- By Raiders Dec. 22, 2019, at LAC (19 yards)
- By Opponent Oct. 7, 2018, at LAC (41 yards)

Game Without Allowing Offensive Touchdown

- By Raiders Dec. 13, 2015, at Den.
- By Opponent Nov. 24, 2019, at NYJ

MISCELLANEOUS

No Penalties

- By Raiders Dec. 4, 2005, at SD
- By Opponent Dec. 1, 2019, at KC

No Turnovers

- By Raiders Dec. 22, 2019, at LAC
- By Opponent Dec. 22, 2019, at LAC



Raiders 24, Chargers 17 - Dec. 22, 2019 at LAC

No Sacks Allowed

- By Raiders Oct. 27, 2019, at Hou.
- By Opponent Sept. 29, 2019, at Ind.

Game without Touchdown

- By Raiders Nov. 24, 2019, at NYJ
- By Opponent Dec. 13, 2015, at Den.

50 Points, Game

- By Raiders Oct. 24, 2010, at Den. (59)
- By Opponent Nov. 30, 2014, at StL. (52)

40 Points, Game

- By Raiders Sept. 30, 2018, vs. Cle. (45)
- By Opponent Dec. 8, 2019, vs. Ten. (42)

500 Yards Total Offense

- By Raiders Sept. 30, 2018, vs. Cle. (OT, 565)
- By Opponent Dec. 8, 2019, vs. Ten. (552)

Tie Game

- By Raiders Oakland 23, at Denver 23, Oct. 22, 1973

Won in Final 2:00 of Regulation or OT

- By Raiders Nov. 7, 2019, vs. LAC
- By Opponent Dec. 15, 2019, vs. Jac.

Won by Three Points or Less

- By Raiders Nov. 7, 2019, vs. LAC (26-24)
- By Opponent Dec. 29, 2019, at Den. (16-15)

Won by 20 Points or More

- By Raiders Sept. 17, 2017, vs. NYJ (45-20)
- By Opponent Dec. 8, 2019, vs. Ten. (21-42)

Won After Trailing by 10-or-more Points

- By Raiders Nov. 7, 2019, vs. LAC (trailed by four)
- By Opponent Dec. 15, 2019, vs. Jac. (trailed by 13)

Won After Trailing at Halftime

- By Raiders Nov. 7, 2019, vs. LAC (trailed by four)
- By Opponent Dec. 15, 2019, vs. Jac. (trailed by 13)

Won After Trailing in the Fourth Quarter

- By Raiders Nov. 7, 2019, vs. LAC (trailed by four)
- By Opponent Dec. 15, 2019, vs. Jac. (trailed by three)

LEAGUE RESULTS

Opponent	First mtg	REGULAR SEASON						POSTSEASON					PRESEASON		
		W	L	T	Pct	PF	PA	W	L	Pct	PF	PA	W	L	T
Arizona Cardinals ¹	1973	6	4	0	.600	233	210	0	0	-	0	0	9	8	0
Atlanta Falcons	1971	7	7	0	.500	360	327	0	0	-	0	0	3	1	0
Baltimore Ravens	1996	3	8	0	.273	192	301	0	1	.000	3	16	0	0	0
Buffalo Bills	1960	21	18	0	.538	907	836	0	2	.000	26	80	5	1	0
Carolina Panthers	1997	3	3	0	.500	140	137	0	0	-	0	0	0	0	0
Chicago Bears	1972	8	7	0	.533	273	277	0	0	-	0	0	5	5	0
Cincinnati Bengals	1968	19	11	0	.633	676	587	2	0	1.000	51	38	0	0	0
Dallas Browns ²	1970	13	10	0	.565	512	442	2	0	1.000	41	22	1	3	0
Dallas Cowboys	1974	6	6	0	.500	239	276	0	0	-	0	0	19	11	0
Denver Broncos	1960	64	53	2	.546	2,528	2,426	1	1	.500	59	44	6	4	0
Detroit Lions	1970	7	6	0	.538	309	265	0	0	-	0	0	7	1	0
Green Bay Packers	1972	5	8	0	.385	228	320	0	1	.000	14	33	7	5	0
Houston Texans	2004	4	7	0	.364	223	273	0	1	.000	14	27	0	1	0
Indianapolis Colts ³	1971	9	7	0	.563	394	380	1	1	.500	54	58	2	4	0
Jacksonville Jaguars	1996	4	5	0	.444	168	191	0	0	-	0	0	0	0	0
Kansas City Chiefs ⁴	1960	52	65	2	.445	2,272	2,564	1	2	.333	54	33	1	8	0
Los Angeles Chargers ⁵	1960	64	54	2	.542	2,613	2,596	1	0	1.000	34	27	7	7	0
Los Angeles Rams ⁶	1972	8	6	0	.571	270	311	0	0	-	0	0	13	9	0
Miami Dolphins	1966	17	17	1	.500	706	734	3	1	.750	86	67	0	3	0
Minnesota Vikings	1973	9	6	0	.600	349	314	1	0	1.000	32	14	1	5	0
New England Patriots ⁷	1960	14	17	1	.453	768	733	1	2	.333	57	64	6	5	1
New Orleans Saints	1971	6	6	1	.500	286	317	0	0	-	0	0	2	4	0
New York Giants	1973	8	5	0	.615	278	242	0	0	-	0	0	0	0	0
New York Jets ⁸	1960	23	18	2	.558	1,008	952	2	2	.500	105	78	7	2	0
Philadelphia Eagles	1971	5	7	0	.417	242	228	1	0	1.000	27	10	3	2	0
Pittsburgh Steelers	1970	13	10	0	.565	489	496	3	3	.500	125	84	1	2	0
San Francisco 49ers	1970	7	7	0	.500	243	325	0	0	-	0	0	19	20	0
Seattle Seahawks	1977	28	25	0	.528	1,177	1,135	1	1	.500	37	27	5	13	0
Tampa Bay Buccaneers	1976	7	2	0	.778	279	182	0	1	.000	21	48	0	1	0
Tennessee Titans ⁹	1960	26	21	0	.553	1,057	1,108	4	0	1.000	164	45	5	6	0
Washington Football Team	1970	7	6	0	.538	275	290	1	0	1.000	38	9	1	4	0
TOTALS		473	432	11	.522	19,694	19,775	25	19	.568	1,042	824	135	135	1

Note: Tie games were not included in winning percentage from 1921-71

1 - Phoenix Cardinals (1988-93); St. Louis Cardinals (1960-87)

2 - Did not play (1996-98); rejoined NFL as expansion team in 1999

3 - Baltimore Colts (1953-83)

4 - Dallas Texans (1960-62)

5 - San Diego Chargers (1961-2016)

6 - St. Louis Rams (1995-2015)

7 - Boston Patriots (1960-70)

8 - New York Titans (1960-62)

9 - Tennessee Oilers (1997-98); Houston Oilers (1960-96)

ALL-TIME HEAD COACHES

Years	Name	Regular Season	Postseason
		Record	Record
1960-61	Eddie Erdelatz*	6-10-0	0-0
1961-62	Marty Feldman**	2-15-0	0-0
1962	Red Conkright	1-8-0	0-0
1963-65	Al Davis	23-16-3	0-0
1966-68	John Rauch	33-8-1	2-2
1969-1978	John Madden	103-32-7	9-7
1979-1987	Tom Flores	83-53-0	8-3
1988-89	Mike Shanahan***	8-12-0	0-0
1989-1994	Art Shell	54-38-0	2-3
1995-96	Mike White	15-17-0	0-0
1997	Joe Bugel	4-12-0	0-0
1998-2001	Jon Gruden	38-26-0	2-2
2002-03	Bill Callahan	15-17-0	2-1
2004-05	Norv Turner	9-23-0	0-0
2006	Art Shell	2-14-0	0-0
2007-08	Lane Kiffin****	5-15-0	0-0
2008-10	Tom Cable	17-27-0	0-0
2011	Hue Jackson	8-8-0	0-0
2012-14	Dennis Allen*****	8-28-0	0-0
2014	Tony Sparano	3-9-0	0-0
2015-17	Jack Del Rio	25-23-0	0-1
2018-19	Jon Gruden	11-21	0-0

*released after two games in 1961

**released after five games in 1962

***released after four games in 1989

****released after four games in 2008

*****released after four games in 2014

MONDAY NIGHT FOOTBALL (40-29-1)

Date	Result	Score	Opponent	Attend.	Date	Result	Score	Opponent	Attend.
10/19/1970	W	34-20	Washington	54,471	12/10/1990	W	38-31	at Detroit	80,066
10/4/1971	W	34-20	at Cleveland	84,285	10/28/1991	L	21-24	at Kansas City	77,870
10/9/1972	W	34-0	at Houston	51,378	12/16/1991	L	0-27	at New Orleans	68,625
12/11/1972	W	24-16	New York Jets	54,843	9/28/1992	L	7-27	at Kansas City	77,622
10/22/1973	T	23-23	at Denver	51,270	12/14/1992	L	7-20	at Miami	72,220
9/16/1974	L	20-21	at Buffalo	80,020	10/18/1993	W	23-20	at Denver	75,937
9/22/1975	W	31-21	at Miami	78,774	9/5/1994	L	14-44	at San Francisco	69,357
12/8/1975	W	17-10	Denver	54,037	12/5/1994	W	24-17	at San Diego	63,604
9/20/1976	W	24-21	at Kansas City	63,225	10/16/1995	L	0-27	at Denver	75,914
12/6/1976	W	35-20	Cincinnati	54,037	11/27/1995	L	6-12	at San Diego	63,177
10/3/1977	W	37-28	at Kansas City	63,393	10/21/1996	W	23-14	at San Diego	62,583
11/28/1977	W	34-13	Buffalo	54,598	11/4/1996	L	21-22	Denver	61,656
11/13/1978	W	34-21	at Cincinnati	56,600	12/9/1996	W	26-7	Kansas City	61,587
10/8/1979	W	13-3	Miami	54,600	9/8/1997	L	27-28	Kansas City	61,523
12/3/1979	W	42-35	at New Orleans	71,323	11/24/1997	L	3-31	at Denver	75,953
10/20/1980	W	45-34	at Pittsburgh	53,940	11/22/1999	L 21-27	(OT)	at Denver	75,870
11/17/1980	W	19-17	at Seattle	64,771	11/13/2000	L	24-27	at Denver	75,951
12/1/1980	W	9-3	Denver	54,563	11/5/2001	W	38-28	Denver	62,637
9/14/1981	W	36-10	at Minnesota	48,446	11/11/2002	W	34-10	at Denver	76,643
12/7/1981	W	30-27	Pittsburgh	54,555	12/2/2002	W	26-20	New York Jets	62,257
12/21/1981	L	10-23	at San Diego	52,975	9/22/2003	L	10-31	at Denver	76,753
11/22/1982	W	28-24	San Diego	55,060	10/20/2003	L	10-17	Kansas City	62,391
9/19/1983	W	27-14	Miami	60,696	12/22/2003	L	7-41	Green Bay	62,298
9/24/1984	W	33-30	San Diego	80,674	9/11/2006	L	0-27	San Diego	62,578
11/12/1984	L	14-17	at Seattle	64,931	11/6/2006	L	0-16	at Seattle	67,816
12/10/1984	W	24-3	at Detroit	70,742	9/8/2008	L	14-41	Denver	62,762
10/28/1985	W	34-21	San Diego	72,022	9/14/2009	L	20-24	San Diego	61,940
12/23/1985	W	16-6	at L.A. Rams	68,904	9/12/2011	W	23-20	at Denver	75,671
12/8/1986	L	0-37	at Seattle	64,944	9/10/2012	L	14-22	San Diego	61,896
10/12/1987	L	14-30	at Denver	63,452	9/23/2013	L	21-37	at Denver	76,978
11/30/1987	W	37-14	at Seattle	64,640	11/21/2016	W	27-20	Houston (Mexico City)	76,473
9/26/1988	W 30-27 (OT)		at Denver	75,964	12/25/2017	L	10-19	at Philadelphia	65,596
11/28/1988	L	27-35	at Seattle	62,641	9/10/2018	L	13-33	Los Angeles Rams	53,857
10/9/1989	W	14-7	at New York Jets	76,891	12/24/2018	W	27-14	Denver	53,850
11/19/1990	W	13-10	at Miami	72,393	9/9/2019	W	24-16	Denver	52,359

THURSDAY NIGHT GAMES (7-7)

Date	Opponent	Result
10/25/1979	San Diego	W, 45-22
12/1/1983	at San Diego	W, 42-10
9/12/1985	at Kansas City	L, 20-36
11/20/1986	at San Diego	W, 37-31 (OT)
12/9/1999	at Tennessee	L, 14-21
9/8/2005	at New England	L, 20-30
12/4/2008	at San Diego	L, 7-34
11/10/2011	at San Diego	W, 24-17
12/6/2012	Denver	L, 13-26
11/20/2014	Kansas City	W, 24-20
12/24/2015	San Diego	W, 23-20 (OT)
12/8/2016	at Kansas City	L, 13-21
10/19/2017	Kansas City	W, 31-30
11/1/2018	at San Francisco	L, 3-34
11/7/2019	L.A. Chargers	W, 26-24

THANKSGIVING GAMES (3-4)

Date	Opponent	Result
11/28/1963	at Denver	W, 26-10
11/24/1966	Buffalo	L, 10-31
11/23/1967	at Kansas City	W, 44-22
11/28/1968	Buffalo	W, 13-10
11/26/1970	at Detroit	L, 14-28
11/26/2009	at Dallas	L, 7-24
11/28/2013	at Dallas	L, 24-31

SUNDAY NIGHT GAMES* (19-20)

Date	Opponent	Result
9/24/1978	vs. New England	L, 14-21
12/3/1978	vs. Denver	L, 6-21
10/23/1983	at Dallas	W, 40-38
11/15/1987	at San Diego	L, 14-16
11/6/1988	at San Diego	W, 13-3
11/12/1989	at San Diego	L, 12-14
12/17/1989	at Seattle	L, 17-23
10/7/1990	at Buffalo	L, 24-38
10/13/1991	at Seattle	W, 23-30 (OT)
12/1/1991	at San Diego	W, 9-7
9/6/1992	at Denver	L, 13-17
9/28/1992	at Kansas City	L, 7-27
9/12/1993	at Seattle	W, 17-13
11/6/1994	at Kansas City	L, 3-13
12/18/1994	at Kansas City	W, 17-16
10/1/1995	at N.Y. Jets	W, 47-10
12/17/1995	at Seattle	L, 10-44
11/17/1996	Minnesota	L, 13-16
11/16/1997	at San Diego	W, 38-13
9/6/1998	at Kansas City	L, 8-28

Date	Opponent	Result
11/1/1998	at Seattle	W, 31-18
10/3/1999	at Seattle	L, 21-22
10/29/2000	at San Diego	W, 15-13
12/10/2000	N.Y. Jets	W, 31-7
10/14/2001	at Indianapolis	W, 23-18
11/11/2001	at Seattle	L, 27-34
9/15/2002	at Pittsburgh	W, 30-17
11/17/2002	New England	W, 27-20
9/7/2003	at Tennessee	L, 20-25
9/26/2004	Tampa Bay	W, 30-20
11/28/2004	at Denver	W, 25-24
9/18/2005	Kansas City	L, 17, 23
12/4/2005	at San Diego	L, 10-34
10/15/2006	at Denver	L, 3-13
10/6/2013	San Diego	W, 27-17
11/6/2016	Denver	W, 30-20
9/24/2017	at Washington	L, 10-27
11/5/2017	at Miami	W, 27-24
12/17/2017	Dallas	L, 17-20

*=since 1978

OVERTIME/SHUTOUT VICTORIES

OVERTIME GAMES (20-19)

Date	Result	Score	Opponent	Date	Result	Score	Opponent
11/23/1975	W	26-23	at Washington	11/17/1996	L	13-16	Minnesota
11/30/1975	W	37-34	Atlanta	8/31/1997	L	21-24	at Tennessee
12/24/1977	W	37-31	at Baltimore (AFC Divisional)	11/22/1999	L	21-27	at Denver
10/1/1978	W	25-19	at Chicago	1/2/2000	W	41-38	at Kansas City
9/14/1980	L	24-30	at San Diego	10/8/2000	W	34-28	at San Francisco
10/28/1984	L	19-22	Denver	12/2/2001	L	31-34	Arizona
11/10/1985	L	34-40	at San Diego	1/19/2002	L	13-16	at New England (AFC Divisional)
11/24/1985	W	31-28	San Diego	10/20/2002	L	21-27	San Diego
12/8/1985	W	17-14	at Denver	11/3/2002	L	20-23	San Francisco
11/20/1986	W	37-31	at San Diego	9/28/2003	W	34-31	San Diego
11/30/1986	L	27-33	Philadelphia	11/9/2003	L	24-27	New York Jets
9/26/1988	W	30-27	at Denver	9/16/2007	L	20-23	at Denver
12/3/1989	W	16-13	Denver	10/19/2008	W	16-13	New York Jets
10/13/1991	W	23-20	at Seattle	11/7/2010	W	23-20	Kansas City
12/8/1991	L	27-30	Buffalo	12/24/2011	W	16-13	at Kansas City
9/13/1992	L	21-24	at Cincinnati	10/21/2012	W	26-23	Jacksonville
1/2/1994	W	33-30	Denver	12/24/2015	W	23-20	San Diego
10/16/1994	L	17-20	at Miami	10/30/2016	W	30-24	at Tampa Bay
9/17/1995	L	17-23	at Kansas City	9/30/2018	W	45-42	Cleveland
11/10/1996	L	17-20	at Tampa Bay				

SHUTOUT VICTORIES

Date	Score	Opponent	Date	Score	Opponent
12/16/1962	20-0	Boston	9/18/1977	24-0	San Diego
9/10/1967	51-0	Denver	9/8/1985	31-0	New York Jets
11/24/1968	34-0	at Cincinnati	9/13/1987	20-0	at Green Bay
9/26/1971	34-0	at San Diego	9/15/1991	16-0	Indianapolis
10/9/1972	34-0	at Houston Oilers	10/18/1992	19-0	at Seattle
11/4/1973	42-0	New York Giants	11/22/1992	24-0	Denver
9/29/1974	17-0	at Pittsburgh	12/19/1999	45-0	Tampa Bay
10/5/1975	6-0	at San Diego	1/6/2001	27-0	Miami (AFC Divisional)
10/26/1975	25-0	San Diego	12/28/2002	24-0	Kansas City
12/12/1976	24-0	San Diego	12/16/2012	15-0	Kansas City



S Charles Woodson against San Diego, Dec. 24, 2015

RESULTS BY SEASON

YEAR	OVERALL				HOME				AWAY			
	W	L	T	Pct	W	L	T	Pct	W	L	T	Pct
1960	6	8	0	.429	3	4	0	.429	3	4	0	.429
1961	2	12	0	.143	1	6	0	.143	1	6	0	.143
1962	1	13	0	.071	1	6	0	.143	0	7	0	.000
1963	10	4	0	.714	6	1	0	.857	4	3	0	.571
1964	5	7	2	.417	5	2	0	.714	0	5	2	.000
1965	8	5	1	.615	5	2	0	.714	3	3	1	.500
1966	8	5	1	.615	3	3	1	.500	5	2	0	.714
1967	13	1	0	.929	7	0	0	1.000	6	1	0	.857
1968	12	2	0	.857	6	1	0	.857	6	1	0	.857
1969	12	1	1	.923	7	0	0	1.000	5	1	1	.833
1970	8	4	2	.667	6	1	0	.857	2	3	2	.400
1971	8	4	2	.667	5	1	1	.833	3	3	1	.500
1972	10	3	1	.750	5	1	1	.786	5	2	0	.714
1973	9	4	1	.679	5	2	0	.714	4	2	1	.643
1974	12	2	0	.857	6	1	0	.857	6	1	0	.857
1975	11	3	0	.786	6	1	0	.857	5	2	0	.714
1976	13	1	0	.929	7	0	0	1.000	6	1	0	.857
1977	11	3	0	.786	6	1	0	.857	5	2	0	.714
1978	9	7	0	.563	4	4	0	.500	5	3	0	.625
1979	9	7	0	.563	6	2	0	.750	3	5	0	.375
1980	11	5	0	.688	6	2	0	.750	5	3	0	.625
1981	7	9	0	.438	4	4	0	.500	3	5	0	.375
1982	8	1	0	.889	4	0	0	1.000	4	1	0	.800
1983	12	4	0	.750	6	2	0	.750	6	2	0	.750
1984	11	5	0	.688	6	2	0	.750	5	3	0	.625
1985	12	4	0	.750	7	1	0	.875	5	3	0	.625
1986	8	8	0	.500	3	5	0	.375	5	3	0	.625
1987	5	10	0	.333	3	5	0	.375	2	5	0	.286
1988	7	9	0	.438	3	5	0	.375	4	4	0	.500
1989	8	8	0	.500	7	1	0	.875	1	7	0	.125
1990	12	4	0	.750	6	2	0	.750	6	2	0	.750
1991	9	7	0	.563	5	3	0	.625	4	4	0	.500
1992	7	9	0	.438	5	3	0	.625	2	6	0	.250
1993	10	6	0	.625	5	3	0	.625	5	3	0	.625
1994	9	7	0	.563	4	4	0	.500	5	3	0	.625
1995	8	8	0	.500	4	4	0	.500	4	4	0	.500
1996	7	9	0	.438	4	4	0	.500	3	5	0	.375
1997	4	12	0	.250	2	6	0	.250	2	6	0	.250
1998	8	8	0	.500	4	4	0	.500	4	4	0	.500
1999	8	8	0	.500	5	3	0	.625	3	5	0	.375
2000	12	4	0	.750	7	1	0	.875	5	3	0	.625
2001	10	6	0	.625	5	3	0	.625	5	3	0	.625
2002	11	5	0	.688	6	2	0	.750	5	3	0	.625
2003	4	12	0	.250	4	4	0	.500	0	8	0	.000
2004	5	11	0	.313	3	5	0	.375	2	6	0	.250
2005	4	12	0	.250	2	6	0	.250	2	6	0	.250
2006	2	14	0	.125	2	6	0	.250	0	8	0	.000
2007	4	12	0	.250	2	6	0	.250	2	6	0	.250
2008	5	11	0	.313	2	6	0	.250	3	5	0	.375
2009	5	11	0	.313	2	6	0	.250	3	5	0	.375
2010	8	8	0	.500	5	3	0	.625	3	5	0	.375
2011	8	8	0	.500	3	5	0	.375	5	3	0	.625
2012	4	12	0	.250	3	5	0	.375	1	7	0	.125
2013	4	12	0	.250	3	5	0	.375	1	7	0	.125
2014	3	13	0	.188	3	5	0	.375	0	8	0	.000
2015	7	9	0	.438	3	5	0	.375	4	4	0	.500
2016	12	4	0	.750	6	2	0	.750	6	2	0	.750
2017	6	10	0	.375	4	4	0	.500	2	6	0	.250
2018	4	12	0	.250	3	5	0	.375	1	7	0	.125
2019	7	9	0	.438	5	3	0	.625	2	6	0	.250
TOTAL	473	432	11	.522	266	189	3	.584	207	243	8	.461

RESULTS BY SEASON

HOME RECORDS BY STADIUM

Years	Stadium	W	L	T	Pct
1960	Kezar Stadium	2	2	0	.500
1960-61	Candlestick Park	2	8	0	.200
1962-65	Frank Youell Field	17	11	0	.600
1966-81, 1995-2019	Oakland-Alameda County Coliseum	178	129	3	.579
1973	Memorial Stadium, Berkeley	1	0	0	1.000
1982-94	Los Angeles Memorial Coliseum	64	36	0	.600
2014, 2018	Wembley Stadium, London	0	2	0	.000
2016-17	Estadio Azteca, Mexico City	1	1	0	.500
2019	Tottenham Hotspur Stadium	1	0	0	1.000
TOTAL		266	189	3	.583

ALL-TIME VS. AFL/AFC WEST

YEAR	W-L-T	HOME	ROAD	DEN.	DAL./KC	LA/SD	CIN.	TB	SEA.
1960	2-4-0	1-2-0	1-2-0	1-1-0	1-1-0	0-2-0			
1961	1-5-0	1-2-0	0-3-0	1-1-0	0-2-0	0-2-0			
1962	0-6-0	0-3-0	0-3-0	0-2-0	0-2-0	0-2-0			
1963	6-0-0	3-0-0	3-0-0	2-0-0	2-0-0	2-0-0			
1964	2-3-1	2-1-0	0-2-1	1-0-1	0-2-0	1-1-0			
1965	3-3-0	2-1-0	1-2-0	2-0-0	1-1-0	0-2-0			
1966	4-2-0	1-2-0	3-0-0	2-0-0	1-1-0	1-1-0			
1967	6-0-0	3-0-0	3-0-0	2-0-0	2-0-0	2-0-0			
1968	6-2-0	3-1-0	3-1-0	2-0-0	1-1-0	1-1-0	2-0-0		
1969	7-1-0	4-0-0	3-1-0	2-0-0	2-0-0	2-0-0	1-1-0		
1970	4-0-2	3-0-0	1-0-2	2-0-0	1-0-1	1-0-1			
1971	4-1-1	2-0-1	2-1-0	2-0-0	0-1-1	2-0-0			
1972	3-2-1	1-1-1	2-1-0	1-1-0	1-1-0	1-0-1			
1973	4-1-1	3-0-0	1-1-1	1-0-1	1-1-0	2-0-0			
1974	5-1-0	2-1-0	3-0-0	1-1-0	2-0-0	2-0-0			
1975	5-1-0	3-0-0	2-1-0	2-0-0	1-1-0	2-0-0			
1976	7-0-0	4-0-0	3-0-0	2-0-0	2-0-0	2-0-0		1-0-0	
1977	5-2-0	3-1-0	2-1-0	1-1-0	2-0-0	1-1-0			1-0-0
1978	3-5-0	1-3-0	2-2-0	0-2-0	2-0-0	1-1-0			0-2-0
1979	3-5-0	2-2-0	1-3-0	2-0-0	0-2-0	1-1-0			0-2-0
1980	6-2-0	3-1-0	3-1-0	2-0-0	1-1-0	1-1-0			2-0-0
1981	2-6-0	1-3-0	1-3-0	0-2-0	0-2-0	0-2-0			2-0-0
1982	5-0-0	3-0-0	2-0-0	1-0-0	1-0-0	2-0-0			1-0-0
1983	6-2-0	3-1-0	3-1-0	2-0-0	2-0-0	2-0-0			0-2-0
1984	5-3-0	3-1-0	2-2-0	0-2-0	2-0-0	2-0-0			1-1-0
1985	5-3-0	4-0-0	1-3-0	2-0-0	1-1-0	1-1-0			1-1-0
1986	4-4-0	2-2-0	2-2-0	0-2-0	1-1-0	2-0-0			1-1-0
1987	2-6-0	1-3-0	1-3-0	0-2-0	1-1-0	0-2-0			1-1-0
1988	6-2-0	3-1-0	3-1-0	2-0-0	2-0-0	2-0-0			0-2-0
1989	3-5-0	3-1-0	0-4-0	1-1-0	1-1-0	1-1-0			0-2-0
1990	6-2-0	3-1-0	3-1-0	2-0-0	0-2-0	2-0-0			2-0-0
1991	5-3-0	2-2-0	3-1-0	2-0-0	0-2-0	1-1-0			2-0-0
1992	4-4-0	3-1-0	1-3-0	1-1-0	1-1-0	0-2-0			2-0-0
1993	5-3-0	2-2-0	3-1-0	2-0-0	0-2-0	1-1-0			2-0-0
1994	4-4-0	1-3-0	3-1-0	2-0-0	0-2-0	1-1-0			1-1-0
1995	2-6-0	2-2-0	0-4-0	0-2-0	0-2-0	1-1-0			1-1-0
1996	3-5-0	1-3-0	2-2-0	0-2-0	1-1-0	1-1-0			1-1-0
1997	2-6-0	1-3-0	1-3-0	1-1-0	0-2-0	1-1-0			0-2-0
1998	4-4-0	2-2-0	2-2-0	0-2-0	0-2-0	2-0-0			2-0-0
1999	3-5-0	2-2-0	1-3-0	0-2-0	1-1-0	1-1-0			1-1-0
2000	5-3-0	3-1-0	2-2-0	0-2-0	2-0-0	2-0-0			1-1-0
2001	6-2-0	4-0-0	2-2-0	1-1-0	2-0-0	2-0-0			1-1-0
2002	4-2-0	2-1-0	2-1-0	2-0-0	1-1-0	1-1-0			
2003	1-5-0	1-2-0	0-3-0	0-2-0	0-2-0	1-1-0			
2004	1-5-0	0-3-0	1-2-0	1-1-0	0-2-0	0-2-0			
2005	0-6-0	0-3-0	0-3-0	0-2-0	0-2-0	0-2-0			
2006	0-6-0	0-3-0	0-3-0	0-2-0	0-2-0	0-2-0			
2007	2-4-0	1-2-0	1-2-0	1-1-0	1-1-0	0-2-0			
2008	2-4-0	0-3-0	2-1-0	1-1-0	1-1-0	0-2-0			
2009	2-4-0	0-3-0	2-1-0	1-1-0	1-1-0	0-2-0			
2010	6-0-0	3-0-0	3-0-0	2-0-0	2-0-0	2-0-0			
2011	3-3-0	0-3-0	3-0-0	1-1-0	1-1-0	1-1-0			
2012	2-4-0	1-2-0	1-2-0	0-2-0	2-0-0	0-2-0			
2013	1-5-0	1-2-0	0-3-0	0-2-0	0-2-0	1-1-0			
2014	1-5-0	1-2-0	0-3-0	0-2-0	1-1-0	0-2-0			
2015	3-3-0	1-2-0	2-1-0	1-1-0	0-2-0	2-0-0			
2016	3-3-0	2-1-0	1-2-0	1-1-0	0-2-0	2-0-0			
2017	2-4-0	2-1-0	0-3-0	1-1-0	1-1-0	0-2-0			
2018	1-5-0	1-2-0	0-3-0	1-1-0	0-2-0	0-2-0			
2019	3-3-0	2-1-0	1-2-0	1-1-0	0-2-0	2-0-0			
TOTALS	210-195-6	115-91-2	96-104-4	64-53-2	52-65-2	64-54-2	3-1-0	1-0	26-22-0

ALL-TIME PRESEASON RESULTS

*Denotes night game

1960 (2-3)

July 31	L	13-20	Dallas Texans	12,000
Aug. 13	W	23-17	N.Y. Titans (Sacramento)	9,551
Aug. 19	L	17-24	L.A. Chargers	6,521
Aug. 24	W	26-21	at Buffalo	17,071
Aug. 28	L	14-28	Boston (Amherst)	3,500

1961 (1-3)

Aug. 3	L	17-35	Houston Oilers (Honolulu)	12,500
Aug. 10	L	21-48	Denver (Spokane)	6,500
Aug. 27	L	7-35	at San Diego	10,436
Sept. 4	W	49-12	Denver	6,300

1962 (1-4)

Aug. 4	L	3-13	Dallas Texans (Atlanta)	8,000
Aug. 11	W	21-20	Boston (Providence)	9,000
Aug. 18	L	6-22	Dallas Texans (Midland)	10,000
Aug. 26	L	27-33	San Diego	17,053
Aug. 31	L	12-41	Denver (Stockton)	5,000

1963 (3-2)

Aug. 4	W	24-17	Boston	9,721
Aug. 11	W	35-19	Denver	9,655
Aug. 17	L	21-35	Kansas City (Seattle)	13,500
Aug. 23	W	43-16	N.Y. Jets	8,317
Aug. 31	L	3-13	at San Diego	17,517

1964 (3-2)

Aug. 9	L	14-21	Kansas City	11,118
Aug. 14	W	20-7	at Denver	13,545
Aug. 23	W	34-31	Buffalo	10,243
Aug. 29	W	34-20	Houston Oilers (Las Vegas)	8,500
Sept. 5	L	10-24	at San Diego	16,746

1965 (3-2)

Aug. 7	W	10-3	at San Diego	27,168
Aug. 14	L	17-27	Denver (Salt Lake City)	18,000
Aug. 22	W	23-6	Kansas City	13,592
Aug. 28	L	17-46	San Diego (Portland)	15,234
Sept. 4	W	30-20	Denver (Sacramento)	14,550

1966 (2-2)

Aug. 2	L	17-26	at Houston Oilers	36,935
Aug. 13	W	17-7	at San Diego	17,097
Aug. 20	L	10-21	Boston (Anaheim)	36,038
Aug. 28	W	52-21	at Denver	14,074

1967 (2-3)

Aug. 5	W	24-23	San Diego	24,855*
Aug. 12	W	24-7	Houston Oilers	23,647*
Aug. 19	L	0-48	Kansas City (Portland)	13,352*
Aug. 27	L	17-21	Denver (North Platte)	6,600
Sept. 3	L	10-13	San Francisco	53,254

1968 (3-2)

Aug. 3	L	12-14	Baltimore Colts	51,154*
Aug. 10	W	37-7	San Diego	38,922*
Aug. 24	L	21-31	at Kansas City	43,769*
Sept. 1	W	26-19	at San Francisco	57,593
Sept. 7	W	23-7	Denver (Portland)	18,031*

1969 (2-3)

Aug. 2	L	17-23	Kansas City (Birmingham)	21,000*
Aug. 9	L	30-34	Baltimore Colts	51,246*
Aug. 16	L	7-10	at San Diego	35,940*
Aug. 25	W	24-6	N.Y. Jets	52,927*
Aug. 31	W	42-28	San Francisco	52,122

1970 (2-4)

Aug. 8	L	21-33	Baltimore Colts	53,519
Aug. 17	W	30-19	at Philadelphia	50,853
Aug. 22	L	23-34	at L.A. Rams	67,497
Aug. 30	L	13697	Green Bay	53,395
Sept. 6	W	31-17	at San Francisco	55,521
Sept. 12	L	6-20	Pittsburgh	53,005

1971 (5-1)

Aug. 9	L	24-25	Philadelphia	53,706*
Aug. 14	W	41-20	N.Y. Jets	53,693*
Aug. 21	W	20-7	L.A. Rams (Berkeley)	67,739
Aug. 28	W	17-13	at Green Bay	56,263*
Sept. 4	W	34-28	San Francisco	53,696*
Sept. 11	W	24-3	Baltimore (Jacksonville)	50,212*

1972 (4-2)

Aug. 5	W	31-24	New England	53,661*
Aug. 14	W	16-0	Baltimore Colts	53,627*
Aug. 19	W	34-9	at L.A. Rams	60,762*
Aug. 26	W	31-13	Buffalo (Berkeley)	60,046
Sept. 3	L	21-34	at San Francisco	61,237*
Sept. 9	L	10-16	at Dallas	62,607*

1973 (4-1-1)

Aug. 5	T	17-17	at New England	43,914*
Aug. 11	W	27-26	Dallas	53,723*
Aug. 18	W	16-3	L.A. Rams (Berkeley)	57,549
Aug. 25	L	10-34	Minnesota (Berkeley)	57,515
Sept. 1	W	23-17	San Francisco	53,612
Sept. 8	W	17-7	at Buffalo	70,128

1974 (5-1)

Aug. 3	W	27-7	Dallas	41,049*
Aug. 10	W	28-16	Atlanta (Berkeley)	34,319
Aug. 16	W	41-10	at Detroit	30,055*
Aug. 24	L	14-25	Philadelphia	53,077*
Sept. 2	W	20-19	at San Francisco	52,538*
Sept. 7	W	31-6	N.Y. Jets (Berkeley)	55,417



Yowell Field

ALL-TIME PRESEASON RESULTS

1975 (5-1)

Aug. 10	W	34-0	Detroit (Berkeley)	52,524
Aug. 17	W	24-21	Pittsburgh (Berkeley)	57,937
Aug. 23	W	22-7	at Atlanta	43,151*
Aug. 30	W	40-21	San Francisco	52,866*
Sept. 5	W	31-20	at Dallas	41,117*
Sept. 11	L	0-6	at L.A. Rams	68,630*

1976 (5-1)

July 31	W	27-14	Dallas	52,391*
Aug. 7	W	20-9	St. Louis (Phoenix)	33,216*
Aug. 13	W	41-17	at N.Y. Jets (Yankee Stadium)	10,726*
Aug. 21	L	14-23	L.A. Rams	52,615*
Aug. 29	W	14-9	at San Francisco	52,704
Sept. 4	W	45-28	Seattle	51,487*

1977 (4-2)

Aug. 8	W	40-0	Houston Oilers	51,777*
Aug. 13	L	13-20	Chicago	52,909*
Aug. 18	L	10-12	at Seattle	62,187*
Aug. 27	W	35-7	San Diego	52,346*
Sept. 3	W	33-0	San Francisco	53,442*
Sept. 9	W	21-0	at L.A. Rams	57,031*

1978 (2-2)

Aug. 5	W	14-13	at Chicago	54,758*
Aug. 12	L	7-21	New England	53,335*
Aug. 20	W	31-14	at San Francisco	58,658
Aug. 26	L	3-28	L.A. Rams	53,776*

1979 (3-2)

July 28	W	20-13	Dallas (Canton)	20,648
Aug. 4	L	14-20(OT)	at L.A. Rams	54,575
Aug. 11	W	41-10	San Francisco	53,503*
Aug. 19	L	14-35	at New England	46,518
Aug. 25	W	48-21	Buffalo	52,440

1980 (2-2)

Aug. 9	L	14-33	at San Francisco	55,585
Aug. 16	W	31-29	New England	41,649
Aug. 23	L	17-34	at Washington	47,547
Aug. 30	W	24-23	Philadelphia	41,230

1981 (2-2)

Aug. 8	W	17-16	Atlanta	42,697
Aug. 15	L	14-34	at Green Bay	55,151
Aug. 22	L	21-23	at New England	43,032
Aug. 29	W	21-7	San Francisco	51,192*

1982 (2-2)

Aug. 14	W	17-14	at San Francisco	61,065
Aug. 21	L	16-30	at Detroit	59,924*
Aug. 29	W	24-3	Green Bay	54,268*
Sept. 4	L	10-37	Cleveland	53,460*

1983 (1-3)

Aug. 6	W	26-23 (OT)	San Francisco	41,337*
Aug. 13	L	17-20	at N.Y. Jets	51,454*
Aug. 20	L	21-27	Chicago	41,032*
Aug. 26	L	17-20	at Cleveland	64,486*

1984 (1-3)

Aug. 4	L	10-13	at San Francisco	61,361*
Aug. 10	W	21-20	at Washington	55,415*
Aug. 19	L	23-29	Miami	47,060
Aug. 24	L	14-20	N.Y. Jets	53,072*

1985 (1-3)

Aug. 10	L	21-28	San Francisco	61,784*
Aug. 18	L	9-14	Washington	56,939
Aug. 24	L	17-23	Miami	55,414*
Aug. 30	W	26-7	at Cleveland	44,926*

1986 (2-2)

Aug. 10	L	0-32	at San Francisco	61,834
Aug. 16	W	24-19	Dallas	60,248*
Aug. 22	W	24-10	New England	52,061*
Aug. 28	L	22-25	Cleveland	57,780*

1987 (1-3)

Aug. 15	L	16-42	San Francisco	53,838*
Aug. 22	L	3-7	Buffalo	47,281*
Aug. 30	W	34-10	at Dallas	50,729*
Sept. 5	L	17-20	Chicago	56,682

1988 (1-3)

Aug. 6	L	10-24	at San Francisco	64,457*
Aug. 3	L	17-27	Dallas	50,071
Aug. 20	L	27-45	Washington	45,982*
Aug. 26	W	37-22	Chicago	63,079*

1989 (0-4)

Aug. 12	L	7-37	San Francisco	36,739*
Aug. 19	L	20-27	Dallas	39,154*
Aug. 26	L	21-23	Houston (Oakland)	50,642*
Sept. 2	L	38-41	Chicago	39,061

1990 (4-1)

Aug. 5	L	10-17	New Orleans (London)	63,106*
Aug. 11	W	23-13	at San Francisco	66,455*
Aug. 18	W	16-14	Dallas	31,120
Aug. 24	W	20-3	at Chicago	66,946*
Sept. 1	W	34-7	San Diego	30,326

1991 (3-2)

July 27	L	17-24	San Francisco	51,513
Aug. 4	L	17-19	Miami (Tokyo)	51,122*
Aug. 12	W	13-10	at Dallas	55,981*
Aug. 17	W	13-10	Chicago	35,538
Aug. 23	W	17-7	at San Diego	48,509*

1992 (1-3)

Aug. 8	L	10-24	at San Francisco	52,505*
Aug. 15	L	16-19(OT)	at L.A. Rams	61,119*
Aug. 22	L	23-27	Washington	53,424
Aug. 29	W	30-26	Houston Oilers	50,084

1993 (2-3)

July 31	W	19-3	Green Bay (Canton)	23,863
Aug. 8	L	0-27	San Francisco (Stanford)	82,908
Aug. 14	L	7-13	at Dallas	62,557*
Aug. 20	L	7-18	at Indianapolis	45,959*
Aug. 28	W	20-19	at L.A. Rams	50,438*

1994 (4-1)

July 31	W	25-22 (OT)	Den. (Barcelona)	37,406*
Aug. 7	W	27-19	at Dallas	61,932*
Aug. 13	L	17-27	at Pittsburgh	58,058*
Aug. 20	W	29-20	at L.A. Rams	50,315*
Aug. 27	W	24-23	at Houston Oilers	50,182

1995 (3-1)

Aug. 5	W	27-14	at Dallas	62,031*
Aug. 12	W	27-22	St. Louis	50,000
Aug. 18	L	17-20	at Minnesota	45,306*
Aug. 25	W	32-24	NE (Stanford)	51,709*

1996 (2-3)

July 27	L	34-35	at Dallas	61,524*
Aug. 2	W	26-3	at Arizona	36,869*
Aug. 8	L	19-24	Seattle	38,219
Aug. 15	L	6-27	at Atlanta	30,553*
Aug. 23	W	44-27	N.Y. Jets	40,795*

ALL-TIME PRESEASON RESULTS

1997 (2-2)

Aug. 3	W	34-27	at Dallas	61,028*
Aug. 8	L	24-37	Green Bay	42,956
Aug. 16	W	18-16	New Orleans	36,771
Aug. 22	L	13-15	at Arizona	39,408*

1998 (2-2)

Aug. 8	W	16-3	at Dallas	61,048*
Aug. 16	W	27-21	at Green Bay	60,067
Aug. 24	L	7-41	Tampa Bay	32,017*
Aug. 29	L	14-21	Arizona	31,858

1999 (3-1)

Aug. 7	W	18-17	at St. Louis	45,449*
Aug. 15	W	10-3	Dallas	37,000
Aug. 30	L	8-16	San Francisco	61,901*
Sept. 3	W	43-7	at Arizona	42,076

2000 (3-1)

Aug. 5	L	17-31	at St. Louis	64,125
Aug. 13	W	21-20	at Dallas	56,878
Aug. 18	W	23-17	Detroit	32,365
Aug. 24	W	20-0	Seattle	32,012

2001 (3-2)

Aug. 4	W	21-14	Dallas	37,978*
Aug. 11	W	10-7	at Arizona	33,482*
Aug. 19	L	17-20	at San Francisco	67,817
Aug. 27	L	6-21	Dal. (Mexico City)	88,309*
Aug. 31	W	24-13	Green Bay	38,783*

2002 (2-2)

Aug. 8	L	6-20	at Dallas	62,836*
Aug. 15	L	14-24	at Tennessee	68,531*
Aug. 24	W	17-10	San Francisco	40,120*
Aug. 29	W	31-3	Arizona	35,738*

2003 (1-3)

Aug. 8	W	7-6	St. Louis	37,341*
Aug. 14	L	10-14	at San Francisco	65,856*
Aug. 22	L	6-21	Minnesota	37,411*
Aug. 28	L	13-52	at Dallas	53,078*

2004 (3-1)

Aug. 14	W	30-33	at San Francisco	63,854*
Aug. 21	L	20-21	Dallas	35,000*
Aug. 28	W	17-16	at Arizona	35,070*
Sept. 2	W	28-24	St. Louis	38,499*

2005 (1-3)

Aug. 13	L	13-21	at San Francisco	61,446*
Aug. 20	L	17-19	at Houston	70,116*
Aug. 26	L	16-17	Arizona	36,408*
Sept. 1	W	13-6	New Orleans	32,191*

2006 (4-1)

Aug. 6	W	16-10	Phi. (Canton)	22,200*
Aug. 14	W	16-13	at Minnesota	63,278*
Aug. 20	W	23-7	San Francisco	47,849*
Aug. 25	W	21-3	Detroit	43,889*
Aug. 31	L	7-30	at Seattle	67,158*

2007 (2-2)

Aug. 11	W	27-23	Arizona	39,911*
Aug. 18	L	21-26	at San Francisco	68,107*
Aug. 24	W	20-10	St. Louis	44,131*
Aug. 30	L	14-19	at Seattle	66,700*

2008 (1-3)

Aug. 8	W	18-6	San Francisco	52,609*
Aug. 15	L	16-17	at Tennessee	69,143*
Aug. 23	L	0-24	Arizona	39,331*
Aug. 29	L	16-23	at Seattle	67,163*

2009 (1-3)

Aug. 13	W	31-10	Dallas	33,165*
Aug. 22	L	20-21	at San Francisco	61,907*
Aug. 29	L	7-45	New Orleans	32,585
Sept. 3	L	21-31	at Seattle	66,697*

2010 (3-1)

Aug. 12	W	17-9	at Dallas	72,282*
Aug. 21	W	32-17	at Chicago	60,207*
Aug. 28	L	24-28	San Francisco	42,248*
Sept. 2	W	27-24	Seattle	23,957*

2011 (0-4)

Aug. 11	L	18-24	Arizona	25,699*
Aug. 20	L	3-17	at San Francisco	69,732*
Aug. 28	L	20-40	New Orleans	34,322*
Sept. 2	L	3-20	at Seattle	65,418*

2012 (1-3)

Aug. 13	L	0-3	Dallas	50,403*
Aug. 17	L	27-31	at Arizona	59,605*
Aug. 25	W	31-20	Detroit	41,420*
Aug. 30	L	3-21	at Seattle	66,157*

2013 (1-3)

Aug. 9	W	19-17	Dallas	43,013*
Aug. 16	L	20-28	at New Orleans	72,122*
Aug. 23	L	26-34	Chicago	41,946*
Aug. 29	L	6-22	at Seattle	67,341*

2014 (2-2)

Aug. 8	L	6-10	at Minnesota	51,752*
Aug. 15	W	27-26	Detroit	50,511*
Aug. 22	L	21-31	at Green Bay	73,907*
Aug. 28	W	41-31	Seattle	50,831*

2015 (1-3)

Aug. 14	W	18-3	St. Louis	50,801*
Aug. 22	L	12-20	at Minnesota	50,656*
Aug. 30	L	23-30	Arizona	50,500*
Sept. 3	L	21-31	at Seattle	68,032*

2016 (1-3)

Aug. 12	W	31-10	at Arizona	64,583*
Aug. 18	L	12-20	at Green Bay	74,089*
Aug. 27	L	14-27	Tennessee	53,300*
Sept. 1	L	21-23	Seattle	53,473*

2017 (0-4)

Aug. 12	L	10-20	at Arizona	64,183*
Aug. 19	L	21-24	Los Angeles Rams	53,659*
Aug. 26	L	20-24	at Dallas	90,135*
Aug. 31	L	13-17	Seattle	53,812*

2018 (3-1)

Aug. 10	W	16-10	Detroit	53,024*
Aug. 18	L	15-19	at Los Angeles Rams	69,037
Aug. 24	W	13-6	Green Bay Packers	52,832*
Aug. 30	W	30-19	at Seattle	68,554*

2019 (3-1)

Aug. 10	W	14-3	Los Angeles Rams	48,715*
Aug. 15	W	33-26	at Arizona	60,221*
Aug. 22	W	22-21	Green Bay	21,992*
Aug. 29	L	15-17	at Seattle	68,461*

ALL-TIME RESULTS BY SEASON

*Denotes night game

1960 (6-8)

Head Coach: Eddy Erdelatz		Result	Score	Attend
Sept. 11	Houston	L	22-37	12,703
Sept. 16	Dallas Texans	L	16-34	8,021*
Sept. 25	at Houston	W	14-13	12,241
Oct. 2	at Denver	L	14-31	18,372
Oct. 9	at Dallas Texans	W	20-19	21,000
Oct. 16	Boston	W	27-14	11,500
Oct. 23	at Buffalo	L	9-38	8,876
Oct. 28	at N.Y. Titans	W	28-27	10,000*
Nov. 4	at Boston	L	28-34	8,446*
Nov. 13	Buffalo	W	20-7	8,800
Nov. 27	at L.A. Chargers	L	28-52	15,075
Dec. 4	L.A. Chargers	L	17-41	12,061
Dec. 11	N.Y. Titans	L	28-31	9,037
Dec. 17	Denver	W	48-10	5,159

1961 (2-12)

Head Coach: Erdelatz/Feldman		Result	Score	Attend
Sept. 9	at Houston	L	0-55	16,231*
Sept. 17	at San Diego	L	0-44	20,216
Sept. 24	Dallas Texans	L	35-42	6,737
Oct. 1	Denver	W	33-19	8,361
Oct. 15	at Denver	L	24-27	11,129
Oct. 22	San Diego	L	10-41	12,014
Oct. 29	N.Y. Titans	L	6-14	7,138
Nov. 5	at Buffalo	W	31-22	17,027
Nov. 11	at N.Y. Titans	L	12-23	16,811*
Nov. 17	at Boston	L	17-20	18,169*
Nov. 26	at Dallas Texans	L	11-43	14,500
Dec. 3	Buffalo	L	21-26	6,500
Dec. 9	Boston	L	21-35	6,500
Dec. 17	Houston	L	16-47	4,821

NOTE -- Erdelatz served as head coach for first two games before Marty Feldman replaced him.

1962 (1-13)

Head Coach: Feldman/Conkright		Result	Score	Attend
Sept. 9	N.Y. Titans	L	17-28	12,893
Sept. 23	Dallas Texans	L	16-26	12,500
Sept. 30	San Diego	L	33-42	13,000
Oct. 5	at Denver	L	7-44	22,452*
Oct. 14	Denver	L	6-23	7,000
Oct. 20	at Buffalo	L	6-14	21,037*
Oct. 26	at Boston	L	16-26	12,514*
Nov. 4	at N.Y. Titans	L	21-31	18,247
Nov. 11	Houston	L	20-28	11,000
Nov. 18	Buffalo	L	6-10	12,500
Nov. 25	at Dallas Texans	L	7-35	13,557
Dec. 2	at San Diego	L	21-31	17,874
Dec. 9	at Houston	L	17-32	27,400
Dec. 16	Boston	W	20-0	8,000

NOTE -- Feldman served as head coach for first five games before Red Conkright replaced him.

1963 (10-4)

Head Coach: Al Davis		Result	Score	Attend
Sept. 7	at Houston	W	24-13	24,749*
Sept. 15	Buffalo	W	35-17	17,568
Sept. 22	Boston	L	14-20	17,131
Sept. 28	at N.Y. Jets	L	7-10	17,100*
Oct. 5	at Buffalo	L	0-12	24,846*
Oct. 11	at Boston	L	14-20	26,494*
Oct. 20	N.Y. Jets	W	49-26	15,557
Oct. 27	at San Diego	W	34-33	30,182
Nov. 3	Kansas City	W	10-7	18,919
Nov. 8	at Kansas City	W	22-7	24,879*
Nov. 28	at Denver	W	26-10	14,763
Dec. 8	San Diego	W	41-27	20,249
Dec. 15	Denver	W	35-31	15,223
Dec. 22	Houston	W	52-49	17,401

1964 (5-7-2)

Head Coach: Al Davis		Result	Score	Attend
Sept. 13	Boston	L	14-17	21,126
Sept. 19	at Houston	L	28-42	26,482*
Sept. 27	Kansas City	L	9-21	18,163
Oct. 3	at Buffalo	L	20-23	36,451*
Oct. 10	at N.Y. Jets	L	13-35	36,499*
Oct. 16	at Boston	T	43-43	23,279
Oct. 25	Denver	W	40-7	17,858
Nov. 1	at San Diego	L	17-31	25,557
Nov. 8	at Kansas City	L	7-42	21,023
Nov. 15	Houston	W	20-10	16,375
Nov. 22	N.Y. Jets	W	35-26	15,589
Nov. 29	at Denver	T	20-20	15,958
Dec. 6	Buffalo	W	16-13	18,134
Dec. 20	San Diego	W	21-20	20,124



Al Davis

1965 (8-5-1)

Head Coach: Al Davis		Result	Score	Attend
Sept. 12	Kansas City	W	37-10	18,569
Sept. 19	San Diego	L	6-17	21,406
Sept. 26	Houston	W	21-17	18,116
Oct. 3	at Buffalo	L	12-17	41,246
Oct. 8	at Boston	W	24-10	24,824*
Oct. 16	at N.Y. Jets	T	24-24	54,890*
Oct. 24	Boston	W	30-21	20,585
Oct. 31	at Kansas City	L	7-14	18,354
Nov. 7	at Houston	W	33-21	35,729
Nov. 14	Buffalo	L	14-17	19,352
Nov. 21	at Denver	W	28-20	30,369
Dec. 5	Denver	W	24-13	19,023
Dec. 12	N.Y. Jets	W	24-14	19,013
Dec. 19	at San Diego	L	14-24	26,056

1966 (8-5-1)

Head Coach: John Rauch		Result	Score	Attend
Sept. 2	at Miami	W	23-14	26,776*
Sept. 10	at Houston	L	0-31	31,763*
Sept. 18	Kansas City	L	10-32	50,746
Sept. 25	San Diego	L	20-29	37,183
Oct. 9	Miami	W	21-10	30,787
Oct. 16	at Kansas City	W	34-13	33,057
Oct. 23	at N.Y. Jets	W	24-21	58,135
Oct. 30	at Boston	L	21-24	26,941
Nov. 6	Houston	W	38-23	34,102
Nov. 13	at San Diego	W	41-19	26,230
Nov. 20	at Denver	W	17-3	26,703
Nov. 24	Buffalo	L	10-31	36,781
Dec. 3	N.Y. Jets	T	28-28	32,144
Dec. 11	Denver	W	28-10	31,765

ALL-TIME RESULTS BY SEASON

1967 (13-1)

Head Coach: John Rauch	Result	Score	Attend	
Sept. 10	Denver	W	51-0	25,423
Sept. 17	Boston	W	35-7	26,289
Oct. 1	Kansas City	W	23-21	50,268
Oct. 7	at N.Y. Jets	L	14-27	63,106*
Oct. 15	at Buffalo	W	24-20	45,758
Oct. 22	at Boston	W	48-14	25,057
Oct. 29	San Diego	W	51-10	53,474
Nov. 5	at Denver	W	21-17	29,043
Nov. 19	Miami	W	31-17	37,295
Nov. 23	at Kansas City	W	44-22	44,020
Dec. 3	at San Diego	W	41-21	53,474
Dec. 10	at Houston	W	19-7	36,375
Dec. 17	N.Y. Jets	W	38-29	53,011
Dec. 24	Buffalo	W	28-21	30,738

POSTSEASON (1-1)

Dec. 31	Houston (AFL Championship)	W	40-7	53,330
Jan. 14	Green Bay (SB II at Miami)	L	14-33	75,546

1968 (12-2)

Head Coach: John Rauch	Result	Score	Attend	
Sept. 15	at Buffalo	W	48-6	43,057
Sept. 21	at Miami	W	47-21	30,021*
Sept. 29	at Houston	W	24-15	46,098
Oct. 6	Boston	W	41-10	44,253
Oct. 13	San Diego	L	14-23	53,257
Oct. 20	at Kansas City	L	10-24	50,015
Oct. 27	Cincinnati	W	31-10	37,083
Nov. 3	Kansas City	W	38-21	53,357
Nov. 10	at Denver	W	43-7	50,002
Nov. 17	N.Y. Jets	W	43-32	53,118
Nov. 24	at Cincinnati	W	34-0	27,116
Nov. 28	Buffalo	W	13-10	39,883
Dec. 8	Denver	W	33-27	47,754
Dec. 15	at San Diego	W	34-27	40,698

POSTSEASON (1-1)

Dec. 22	Kansas City (AFL Divisional)	W	41-6	53,357
Dec. 29	at N.Y. Jets (AFL Championship)	L	23-27	62,627

1969 (12-1-1)

Head Coach: John Madden	Result	Score	Attend	
Sept. 14	Houston	W	21-17	49,361
Sept. 20	Miami	W	20-17	50,277*
Sept. 28	at Boston	W	38-23	19,069
Oct. 4	at Miami	T	20-20	35,614*
Oct. 12	at Denver	W	24-14	49,511
Oct. 19	Buffalo	W	50-21	54,418
Oct. 26	at San Diego	W	24-12	54,008
Nov. 2	at Cincinnati	L	17-31	27,927
Nov. 9	Denver	W	41-10	54,416
Nov. 16	San Diego	W	21-16	54,372
Nov. 23	at Kansas City	W	27-24	51,982
Nov. 30	at N.Y. Jets	W	27-14	63,865
Dec. 7	Cincinnati	W	37-17	54,427
Dec. 13	Kansas City	W	10-6	54,443

POSTSEASON (1-1)

Dec. 21	Houston (AFL Divisional)	W	56-7	53,539
Jan. 4	Kansas City (AFL Championship)	L	7-17	54,544

1970 (8-4-2)

Head Coach: John Madden	Result	Score	Attend	
Sept. 20	at Cincinnati	L	21-31	56,616
Sept. 27	at San Diego	T	27-27	42,109
Oct. 3	at Miami	L	13-20	57,540*
Oct. 11	Denver	W	35-23	54,436
Oct. 19	Washington	W	34-20	54,471*
Oct. 25	Pittsburgh	W	31-14	54,423
Nov. 1	at Kansas City	T	17-17	51,334
Nov. 8	Cleveland	W	23-20	54,463
Nov. 15	at Denver	W	24-19	50,959
Nov. 22	San Diego	W	20-17	54,594
Nov. 26	at Detroit	L	14-28	56,597
Dec. 6	at N.Y. Jets	W	14-13	62,905
Dec. 12	Kansas City	W	20-6	54,496
Dec. 20	San Francisco	L	7-38	54,535

POSTSEASON (1-1)

Dec. 27	Miami (AFC Divisional)	W	21-14	54,401
Jan. 3	at Baltimore (AFC Championship)	L	17-27	56,368

1971 (8-4-2)

Head Coach: John Madden	Result	Score	Attend	
Sept. 19	at New England	L	6-20	55,405
Sept. 26	at San Diego	W	34-0	54,084
Oct. 4	at Cleveland	W	34-20	84,285*
Oct. 10	at Denver	W	27-16	51,200
Oct. 17	Philadelphia	W	34-10	54,615
Oct. 24	Cincinnati	W	31-27	54,699
Oct. 31	Kansas City	T	20-20	54,715
Nov. 7	at New Orleans	T	21-21	83,102
Nov. 14	Houston	W	41-21	54,705
Nov. 21	San Diego	W	34-33	54,681
Nov. 28	Baltimore	L	14-37	54,689
Dec. 5	at Atlanta	L	13-24	58,500
Dec. 12	at Kansas City	L	14-16	51,215
Dec. 19	Denver	W	21-13	54,651

1972 (10-3-1)

Head Coach: John Madden	Result	Score	Attend	
Sept. 17	at Pittsburgh	L	28-34	50,141
Sept. 24	at Green Bay	W	20-14	56,263
Oct. 1	San Diego	T	17-17	53,455
Oct. 9	at Houston	W	34-0	51,378*
Oct. 15	Buffalo	W	28-16	53,501
Oct. 22	Denver	L	23-30	53,551
Oct. 29	L.A. Rams	W	45-17	54,660
Nov. 5	at Kansas City	L	14-27	82,094
Nov. 12	at Cincinnati	W	20-14	59,485
Nov. 19	at Denver	W	37-20	51,656
Nov. 26	Kansas City	W	26-3	54,801
Dec. 3	at San Diego	W	21-19	54,611
Dec. 11	N.Y. Jets	W	24-16	54,843*
Dec. 17	Chicago	W	28-21	54,711

POSTSEASON (0-1)

Dec. 23	at Pittsburgh (AFC Divisional)	L	7-13	50,350
---------	--------------------------------	---	------	--------



John Madden

ALL-TIME RESULTS BY SEASON

1973 (9-4-1)

Head Coach: John Madden		Result	Score	Attend
Sept. 16	at Minnesota	L	16-24	46,619
Sept. 23	Miami (Berkeley)	W	12-7	74,121
Sept. 30	at Kansas City	L	3-16	72,621
Oct. 7	at St. Louis	W	17-10	49,051
Oct. 14	at San Diego	W	27-17	52,630
Oct. 22	at Denver	T	23-23	51,270*
Oct. 28	at Baltimore	W	34-21	59,008
Nov. 4	N.Y. Giants	W	42-0	53,964
Nov. 11	Pittsburgh	L	9-17	53,987
Nov. 18	Cleveland	L	3-7	53,889
Nov. 25	San Diego	W	31-3	53,562
Dec. 2	at Houston	W	17-6	25,801
Dec. 8	Kansas City	W	37-7	53,061
Dec. 16	Denver	W	21-17	54,020

POSTSEASON (1-1)

Dec. 22	Pittsburgh (AFC Divisional)	W	33-14	53,662
Dec. 30	at Miami (AFC Championship)	L	10-27	80,047

1974 (12-2)

Head Coach: John Madden		Result	Score	Attend
Sept. 16	at Buffalo	L	20-21	80,020*
Sept. 22	Kansas City	W	27-7	52,471
Sept. 29	at Pittsburgh	W	17-0	48,304
Oct. 6	at Cleveland	W	40-24	69,907
Oct. 13	at San Diego	W	14-10	40,539
Oct. 20	Cincinnati	W	30-27	54,020
Oct. 27	at San Francisco	W	35-24	61,385
Nov. 3	at Denver	W	28-17	51,706
Nov. 10	Detroit	W	35-13	54,020
Nov. 17	San Diego	W	17-10	53,880
Nov. 24	Denver	L	17-20	54,020
Dec. 1	New England	W	41-26	54,020
Dec. 8	at Kansas City	W	7-6	76,711
Dec. 14	Dallas	W	27-23	54,020*

POSTSEASON (1-1)

Dec. 21	Miami (AFC Divisional)	W	28-26	54,020
Dec. 29	Pittsburgh (AFC Championship)	L	13-24	54,004

1975 (11-3)

Head Coach: John Madden		Result	Score	Attend
Sept. 22	at Miami	W	31-21	78,744*
Sept. 28	at Baltimore	W	31-20	41,023
Oct. 5	at San Diego	W	6-0	34,147
Oct. 12	at Kansas City	L	10-42	63,870
Oct. 19	at Cincinnati	L	10-14	56,058
Oct. 26	San Diego	W	25-0	53,791
Nov. 2	at Denver	W	42-17	52,868
Nov. 9	New Orleans	W	48-10	53,764
Nov. 16	Cleveland	W	38-17	53,944
Nov. 23	at Washington	W	26-23 (OT)	55,004
Nov. 30	Atlanta	W	37-34 (OT)	53,804
Dec. 8	Denver	W	17-10	54,037*
Dec. 14	Houston	L	26-27	54,020
Dec. 21	Kansas City	W	28-20	54,020

POSTSEASON (1-1)

Dec. 28	Cincinnati (AFC Divisional)	W	31-28	53,994
Jan. 4	at Pittsburgh (AFC Championship)	L	10-16	49,103

1976 (13-1)

Head Coach: John Madden		Result	Score	Attend
Sept. 12	Pittsburgh	W	31-28	52,718
Sept. 20	at Kansas City	W	24-21	63,225*
Sept. 26	at Houston	W	14-13	45,426
Oct. 3	at New England	L	17-48	59,837
Oct. 10	at San Diego	W	27-17	52,546
Oct. 17	at Denver	W	17-10	63,532
Oct. 24	Green Bay	W	18-14	53,751
Oct. 31	Denver	W	19-6	53,805
Nov. 7	at Chicago	W	28-27	57,359
Nov. 14	Kansas City	W	21-10	53,795
Nov. 21	at Philadelphia	W	26-7	65,990
Nov. 28	Tampa Bay	W	49-16	53,249
Dec. 6	Cincinnati	W	35-20	54,037*
Dec. 12	San Diego	W	24-0	53,658

POSTSEASON (3-0)

Dec. 18	New England (AFC Divisional)	W	24-21	54,037
Dec. 26	Pittsburgh (AFC Championship)	W	24-7	53,821
Jan. 9	Minnesota (SB XI at Pasadena)	W	32-14	103,424

1977 (11-3)

Head Coach: John Madden		Result	Score	Attend
Sept. 18	San Diego	W	24-0	52,960
Sept. 25	at Pittsburgh	W	16-7	50,398
Oct. 3	at Kansas City	W	37-28	63,393*
Oct. 9	at Cleveland	W	26-10	81,503
Oct. 16	Denver	L	7-30	54,598
Oct. 23	at N.Y. Jets	W	28-27	60,359
Oct. 30	at Denver	W	24-14	75,086
Nov. 6	Seattle	W	44-7	54,027
Nov. 13	Houston	W	34-29	54,598
Nov. 20	at San Diego	L	7-12	52,127
Nov. 28	Buffalo	W	34-13	54,598*
Dec. 4	at L.A. Rams	L	14-20	71,039
Dec. 11	Minnesota	W	35-13	54,598
Dec. 18	Kansas City	W	21-20	54,499

POSTSEASON (1-1)

Dec. 24	at Baltimore (AFC Divisional)	W	37-31 (2OT)	60,763
Jan. 1	at Denver (AFC Championship)	L	17-20	75,044

1978 (9-7)

Head Coach: John Madden		Result	Score	Attend
Sept. 3	at Denver	L	6-14	75,092
Sept. 10	at San Diego	W	21-20	52,469
Sept. 17	at Green Bay	W	28-3	56,212
Sept. 24	New England	L	14-21	53,500*
Oct. 1	at Chicago	W	25-19 (OT)	57,359
Oct. 8	Houston	W	21-17	54,468
Oct. 15	Kansas City	W	28-6	54,422
Oct. 22	at Seattle	L	7-27	64,799
Oct. 29	San Diego	L	23-27	54,599
Nov. 5	at Kansas City	W	20-10	77,857
Nov. 13	at Cincinnati	W	34-21	56,524*
Nov. 19	Detroit	W	29-17	54,422
Nov. 26	Seattle	L	16-17	55,000
Dec. 3	Denver	L	6-21	54,616*
Dec. 10	at Miami	L	6-23	75,419
Dec. 17	Minnesota	W	27-20	54,599

ALL-TIME RESULTS BY SEASON

1979 (9-7)

Head Coach: Tom Flores	Result	Score	Attend	
Sept. 2	at L.A. Rams	W	24-17	63,925
Sept. 9	at San Diego	L	10-30	52,413
Sept. 16	at Seattle	L	10-27	64,761
Sept. 23	at Kansas City	L	7-35	69,308
Sept. 30	Denver	W	27-3	54,599
Oct. 8	Miami	W	13-3	54,600*
Oct. 14	Atlanta	W	50-19	54,446
Oct. 21	at N.Y. Jets	L	19-28	60,372
Oct. 25	San Diego	W	45-22	54,583*
Nov. 4	San Francisco	W	23-10	54,583
Nov. 11	at Houston	L	17-31	54,383
Nov. 18	Kansas City	L	21-24	54,583
Nov. 25	at Denver	W	14-10	75,103
Dec. 3	at New Orleans	W	42-35	71,323*
Dec. 9	Cleveland	W	19-14	54,583
Dec. 16	Seattle	L	24-29	54,538

1980 (11-5)

Head Coach: Tom Flores	Result	Score	Attend	
Sept. 7	at Kansas City	W	27-14	57,055
Sept. 14	at San Diego	L	24-30 (OT)	52,675
Sept. 21	Washington	W	24-21	47,335
Sept. 28	at Buffalo	L	7-24	80,020
Oct. 5	Kansas City	L	17-31	43,513
Oct. 12	San Diego	W	38-24	49,009
Oct. 20	at Pittsburgh	W	45-34	53,940*
Oct. 26	Seattle	W	33-14	51,141
Nov. 2	Miami	W	16-10	48,473
Nov. 9	Cincinnati	W	28-17	46,070
Nov. 17	at Seattle	W	19-17	64,771*
Nov. 23	at Philadelphia	L	7-10	71,522
Dec. 1	Denver	W	9-3	54,563
Dec. 7	Dallas	L	13-19	54,578
Dec. 14	at Denver	W	24-21	75,103
Dec. 21	at N.Y. Giants	W	33-17	76,734

POSTSEASON (4-0)

Dec. 28	Houston (AFC Wild Card)	W	27-7	54,539
Jan. 4	at Cleveland (AFC Divisional)	W	14-12	79,473
Jan. 11	at San Diego (AFC Championship)	W	34-27	52,675
Jan. 25	Philadelphia (SB XV at New Orleans)	W	27-10	75,500

1981 (7-9)

Head Coach: Tom Flores	Result	Score	Attend	
Sept. 6	at Denver	L	7-9	75,123
Sept. 14	at Minnesota	W	36-10	48,446*
Sept. 20	Seattle	W	20-10	47,141
Sept. 27	at Detroit	L	0-16	80,638
Oct. 4	Denver	L	0-17	52,434
Oct. 11	at Kansas City	L	0-27	77,992
Oct. 18	Tampa Bay	W	18-16	44,811
Oct. 25	Kansas City	L	17-28	45,783
Nov. 1	New England	W	27-17	46,796
Nov. 8	at Houston	L	16-17	53,465
Nov. 15	at Miami	W	33-17	67,531
Nov. 22	San Diego	L	21-55	54,568
Nov. 29	at Seattle	W	32-31	64,750
Dec. 7	Pittsburgh	W	30-27	54,555*
Dec. 13	Chicago	L	6-23	45,825
Dec. 21	at San Diego	L	10-23	52,975*

1982 (8-1)

Head Coach: Tom Flores	Result	Score	Attend	
Sept. 12	at San Francisco	W	23-17	61,125
Sept. 19	at Atlanta	W	38-14	59,719
Nov. 22	San Diego	W	28-24	55,060*
Nov. 28	at Cincinnati	L	17-31	59,446
Dec. 5	Seattle	W	28-23	52,250
Dec. 12	at Kansas City	W	21-16	37,043
Dec. 18	L.A. Rams	W	37-31	65,776
Dec. 26	Denver	W	27-10	54,107
Jan. 2	at San Diego	W	41-34	52,664

POSTSEASON (1-1)

Jan. 8	Cleveland (AFC Playoff Rd. 1)	W	27-10	57,246
Jan. 15	N.Y. Jets (AFC Playoff Rd. 2)	L	14-17	90,688

1983 (12-4)

Head Coach: Tom Flores	Result	Score	Attend	
Sept. 4	at Cincinnati	W	20-10	55,904
Sept. 11	Houston	W	20-6	43,609
Sept. 19	Miami	W	27-14	60,696*
Sept. 25	at Denver	W	22-7	75,103
Oct. 2	at Washington	L	35-37	55,045
Oct. 9	Kansas City	W	21-20	46,596
Oct. 16	at Seattle	L	36-38	64,880
Oct. 23	at Dallas	W	40-38	65,070*
Oct. 30	Seattle	L	21-34	54,562
Nov. 6	at Kansas City	W	28-20	77,865
Nov. 13	Denver	W	22-20	57,562
Nov. 20	at Buffalo	W	27-24	73,586
Nov. 27	N.Y. Giants	W	27-12	49,103
Dec. 1	at San Diego	W	42-10	49,956*
Dec. 11	St. Louis	L	24-34	43,869
Dec. 18	San Diego	W	30-14	64,779

POSTSEASON (3-0)

Jan. 1	Pittsburgh (AFC Divisional)	W	38-10	92,434
Jan. 8	Seattle (AFC Championship)	W	30-14	92,335
Jan. 22	Washington (SB XVIII at Tampa)	W	38-9	72,920



Tom Flores

ALL-TIME RESULTS BY SEASON

1984 (11-5)

Head Coach: Tom Flores	Result	Score	Attend
Sept. 2	at Houston	W 24-14	52,678
Sept. 9	Green Bay	W 28-7	54,057
Sept. 16	at Kansas City	W 22-20	77,260
Sept. 24	San Diego	W 33-30	80,674*
Sept. 30	at Denver	L 13-16	75,100
Oct. 7	Seattle	W 28-14	80,929
Oct. 14	Minnesota	W 23-20	54,323
Oct. 21	at San Diego	W 44-37	60,183
Oct. 28	Denver	L 19-22 (OT)	92,469
Nov. 4	at Chicago	L 6-17	65,790
Nov. 12	at Seattle	L 14-17	64,931*
Nov. 18	Kansas City	W 17-7	61,015
Nov. 25	Indianapolis	W 21-7	49,423
Dec. 2	at Miami	W 45-34	75,151
Dec. 10	at Detroit	W 24-3	70,742*
Dec. 16	Pittsburgh	L 7-13	87,291

POSTSEASON (0-1)

Dec. 22	at Seattle (AFC Wild Card)	L 7-13	64,910
---------	----------------------------	--------	--------

1985 (12-4)

Head Coach: Tom Flores	Result	Score	Attend
Sept. 8	N.Y. Jets	W 31-0	61,009
Sept. 12	at Kansas City	L 20-36	74,359*
Sept. 22	San Francisco	L 10-34	92,487
Sept. 29	at New England	W 35-20	60,793
Oct. 6	Kansas City	W 19-10	61,409
Oct. 13	New Orleans	W 23-13	56,269
Oct. 20	at Cleveland	W 21-20	79,833
Oct. 28	San Diego	W 34-21	72,022*
Nov. 3	at Seattle	L 3-33	64,924
Nov. 10	at San Diego	L 34-40 (OT)	60,142
Nov. 17	Cincinnati	W 13-6	59,012
Nov. 24	Denver	W 31-28 (OT)	79,039
Dec. 1	at Atlanta	W 34-24	44,712
Dec. 8	at Denver	W 17-14 (OT)	75,100
Dec. 15	Seattle	W 13-3	81,201
Dec. 23	at L.A. Rams	W 16-6	68,904*

POSTSEASON (0-1)

Jan. 5	New England (AFC Divisional)	L 20-27	89,289
--------	------------------------------	---------	--------

1986 (8-8)

Head Coach: Tom Flores	Result	Score	Attend
Sept. 7	at Denver	L 36-38	75,898
Sept. 14	at Washington	L 6-10	55,622
Sept. 21	N.Y. Giants	L 9-14	73,318
Sept. 28	San Diego	W 17-13	67,147
Oct. 5	at Kansas City	W 24-17	78,671
Oct. 12	Seattle	W 14-10	73,055
Oct. 19	at Miami	W 30-28	75,284
Oct. 26	at Houston	W 28-17	46,459
Nov. 2	Denver	L 10-21	92,496
Nov. 9	at Dallas	W 17-13	63,147
Nov. 16	Cleveland	W 27-14	70,030
Nov. 20	at San Diego	W 37-31 (OT)	60,692*
Nov. 30	Philadelphia	L 27-33 (OT)	60,117
Dec. 8	at Seattle	L 0-37	64,944*
Dec. 14	Kansas City	L 17-20	68,771
Dec. 21	Indianapolis	L 24-30	55,147

1987 (5-10)

Head Coach: Tom Flores	Result	Score	Attend
Sept. 13	at Green Bay	W 20-0	56,999
Sept. 20	Detroit	W 27-7	52,105
Oct. 4	Kansas City	W 35-17	26,645
Oct. 12	at Denver	L 14-30	63,452*
Oct. 18	San Diego	L 17-23	34,807
Oct. 25	Seattle	L 13-35	59,010
Nov. 1	at New England	L 23-26	61,000
Nov. 8	at Minnesota	L 20-31	63,208
Nov. 15	at San Diego	L 14-16	61,970*
Nov. 22	Denver	L 17-23	68,116
Nov. 30	at Seattle	W 37-14	64,640*
Dec. 6	Buffalo	W 34-21	52,100
Dec. 13	at Kansas City	L 10-16	70,219
Dec. 20	Cleveland	L 17-24	51,019
Dec. 27	Chicago	L 3-6	86,011

1988 (7-9)

Head Coach: Mike Shanahan	Result	Score	Attend
Sept. 4	San Diego	W 24-13	45,171
Sept. 11	at Houston	L 35-38	47,305
Sept. 18	L.A. Rams	L 17-22	86,027
Sept. 26	at Denver	W 30-27 (OT)	76,180*
Oct. 2	Cincinnati	L 21-45	45,584
Oct. 9	Miami	L 14-24	55,178
Oct. 16	at Kansas City	W 27-17	78,516
Oct. 23	at New Orleans	L 6-20	69,134
Oct. 30	Kansas City	W 17-10	44,032
Nov. 6	at San Diego	W 13-3	60,786*
Nov. 13	at San Francisco	W 9-3	64,523
Nov. 20	Atlanta	L 6-12	48,108
Nov. 28	at Seattle	L 27-35	64,627*
Dec. 4	Denver	W 21-20	69,201
Dec. 11	at Buffalo	L 21-37	80,217
Dec. 18	Seattle	L 37-43	66,540

1989 (8-8)

Head Coach: Shanahan/Shell	Result	Score	Attend
Sept. 10	San Diego	W 40-14	43,086
Sept. 17	at Kansas City	L 19-24	77,649
Sept. 24	at Denver	L 21-31	76,055
Oct. 1	Seattle	L 20-24	48,002
Oct. 9	at N.Y. Jets	W 14-7	76,891*
Oct. 15	Kansas City	W 20-14	44,131
Oct. 22	at Philadelphia	L 7-10	66,883
Oct. 29	Washington	W 37-24	56,763
Nov. 5	Cincinnati	W 28-7	54,241
Nov. 12	at San Diego	L 12-14	62,257*
Nov. 19	at Houston	L 7-23	61,824
Nov. 26	New England	W 24-21	41,349
Dec. 3	Denver	W 16-13 (OT)	90,016
Dec. 10	Phoenix	W 16-14	46,053
Dec. 17	at Seattle	L 17-23	64,632*
Dec. 24	at N.Y. Giants	L 17-34	77,073

NOTE -- Shanahan served as head coach for first four games before Art Shell replaced him.

ALL-TIME RESULTS BY SEASON

1990 (12-4)

Head Coach: Art Shell		Result	Score	Attend
Sept. 9	Denver	W	14-9	55,684
Sept. 16	at Seattle	W	17-13	64,531
Sept. 23	Pittsburgh	W	20-3	51,063
Sept. 30	Chicago	W	24-10	81,237
Oct. 7	at Buffalo	L	24-38	80,332*
Oct. 14	Seattle	W	24-17	51,101
Oct. 21	at San Diego	W	24-9	62,565
Nov. 4	at Kansas City	L	7-9	77,937
Nov. 11	Green Bay	L	16-29	52,638
Nov. 19	at Miami	W	13-10	72,393*
Nov. 25	Kansas City	L	24-27	65,303
Dec. 2	at Denver	W	23-20	76,109
Dec. 10	at Detroit	W	38-31	80,066*
Dec. 16	Cincinnati	W	24-7	55,110
Dec. 22	at Minnesota	W	28-24	63,314
Dec. 30	San Diego	W	17-12	64,445

POSTSEASON (1-1)

Jan. 13	Cincinnati (AFC Divisional)	W	20-10	92,488
Jan. 20	at Buffalo (AFC Championship) L		3-51	80,632



Art Shell

1991 (9-7)

Head Coach: Art Shell		Result	Score	Attend
Sept. 1	at Houston	L	17-47	62,425
Sept. 8	Denver	W	16-13	50,812
Sept. 15	Indianapolis	W	16-0	42,008
Sept. 22	at Atlanta	L	17-21	59,241
Sept. 29	San Francisco	W	12-6	92,488
Oct. 6	San Diego	L	13-21	46,029
Oct. 13	at Seattle	W	23-20 (OT)	64,605*
Oct. 20	L.A. Rams	W	20-17	86,203
Oct. 28	at Kansas City	L	21-24	77,870*
Nov. 10	at Denver	W	17-16	76,087
Nov. 17	Seattle	W	31-7	50,302
Nov. 24	at Cincinnati	W	38-14	60,046
Dec. 1	at San Diego	W	9-7	61,610*
Dec. 8	Buffalo	L	27-30 (OT)	86,746
Dec. 16	at New Orleans	L	0-27	68,625*
Dec. 22	Kansas City	L	21-27	67,012

POSTSEASON (0-1)

Dec. 28	at Kansas City (AFC Wild Card)	L	6-10	77,191
---------	--------------------------------	---	------	--------

1992 (7-9)

Head Coach: Art Shell		Result	Score	Attend
Sept. 6	at Denver	L	13-17	75,758*
Sept. 13	at Cincinnati	L	21-24 (OT)	58,445
Sept. 20	Cleveland	L	16-28	48,537
Sept. 28	at Kansas City	L	7-27	77,622*
Oct. 4	N.Y. Giants	W	13-10	43,103
Oct. 11	Buffalo	W	20-3	53,017
Oct. 18	at Seattle	W	19-0	65,896
Oct. 25	Dallas	L	13-28	92,488
Nov. 8	at Philadelphia	L	10-31	66,726
Nov. 15	Seattle	W	20-3	58,564
Nov. 22	Denver	W	24-0	50,129
Nov. 29	at San Diego	L	3-27	62,350
Dec. 6	Kansas City	W	28-7	45,227
Dec. 14	at Miami	L	7-20	72,220*
Dec. 20	San Diego	L	14-36	40,430
Dec. 26	at Washington	W	21-20	56,454

1993 (10-6)

Head Coach: Art Shell		Result	Score	Attend
Sept. 5	Minnesota	W	24-7	45,136
Sept. 12	at Seattle	W	17-13	65,639*
Sept. 19	Cleveland	L	16-19	49,101
Oct. 3	at Kansas City	L	9-24	78,263
Oct. 10	N.Y. Jets	W	24-20	42,156
Oct. 18	at Denver	W	23-20	75,937*
Oct. 31	San Diego	L	23-30	46,090
Nov. 7	at Chicago	W	16-14	66,950
Nov. 14	Kansas City	L	20-31	67,800
Nov. 21	at San Diego	W	12-7	63,059
Nov. 28	at Cincinnati	L	10-16	59,305
Dec. 5	at Buffalo	W	25-24	79,680
Dec. 12	Seattle	W	27-23	38,540
Dec. 19	Tampa Bay	W	27-20	42,453
Dec. 26	at Green Bay	L	0-28	59,507
Jan. 2	Denver	W	33-30 (OT)	67,800

POSTSEASON (1-1)

Jan. 9	Denver (AFC Wild Card)	W	42-24	67,800
Jan. 15	at Buffalo (AFC Divisional)	L	23-29	80,290

1994 (9-7)

Head Coach: Art Shell		Result	Score	Attend
Sept. 5	at San Francisco	L	14-44	69,357*
Sept. 11	Seattle	L	9-38	48,040
Sept. 18	at Denver	W	48-16	75,959
Sept. 25	San Diego	L	24-26	56,037
Oct. 9	at New England	W	21-17	60,992
Oct. 16	at Miami	L	17-20 (OT)	74,207
Oct. 23	Atlanta	W	30-17	43,190
Oct. 30	Houston	W	17-14	43,221
Nov. 6	at Kansas City	L	3-13	79,450*
Nov. 13	at L.A. Rams	W	20-17	68,899
Nov. 20	New Orleans	W	24-19	43,080
Nov. 27	Pittsburgh	L	3-21	60,399
Dec. 5	at San Diego	W	24-17	63,604*
Dec. 11	Denver	W	23-13	60,146
Dec. 18	at Seattle	W	17-16	65,991*
Dec. 24	Kansas City	L	9-19	67,642

ALL-TIME RESULTS BY SEASON

1995 (8-8)

Head Coach: Mike White		Result	Score	Attend
Sept. 3	San Diego	W	17-7	50,323
Sept. 10	at Washington	W	20-8	56,454
Sept. 17	at Kansas City	L	17-23 (OT)	79,359
Sept. 24	Philadelphia	W	48-17	50,101
Oct. 1	at N.Y. Jets	W	47-10	77,716*
Oct. 8	Seattle	W	34-14	50,732
Oct. 16	at Denver	L	0-27	75,964*
Oct. 22	Indianapolis	W	30-17	54,444
Nov. 5	at Cincinnati	W	20-17	59,864
Nov. 12	at N.Y. Giants	W	17-13	78,005
Nov. 19	Dallas	L	21-34	54,444
Nov. 27	at San Diego	L	6-12	63,177*
Dec. 3	Kansas City	L	23-29	54,444
Dec. 10	Pittsburgh	L	10-29	54,444
Dec. 17	at Seattle	L	10-44	66,127*
Dec. 24	Denver	L	28-31	54,444

1996 (7-9)

Head Coach: Mike White		Result	Score	Attend
Sept. 1	at Baltimore	L	14-19	64,496
Sept. 8	at Kansas City	L	3-19	79,523
Sept. 15	Jacksonville	W	17-3	46,433
Sept. 22	San Diego	L	34-40	49,249
Sept. 29	at Chicago	L	17-19	66,944
Oct. 6	at N.Y. Jets	W	34-13	77,716
Oct. 13	Detroit	W	37-21	50,125
Oct. 21	at San Diego	W	23-14	62,583*
Nov. 4	Denver	L	21-22	61,656*
Nov. 10	at Tampa Bay	L	17-20 (OT)	46,300
Nov. 17	Minnesota	L	13-16 (OT)	47,175*
Nov. 24	at Seattle	W	27-21	55,057
Dec. 1	Miami	W	17-7	61,436
Dec. 9	Kansas City	W	26-7	61,587*
Dec. 15	at Denver	L	19-24	75,896
Dec. 22	Seattle	L	21-28	47,357

1997 (4-12)

Head Coach: Joe Bugel		Result	Score	Attend
Aug. 31	at Tennessee	L	21-24 (OT)	30,171
Sept. 8	Kansas City	L	27-28	61,523*
Sept. 14	at Atlanta	W	36-31	47,922
Sept. 21	at N.Y. Jets	L	22-23	77,716
Sept. 28	St. Louis	W	35-17	42,506
Oct. 5	San Diego	L	10-25	43,648
Oct. 19	Denver	W	28-25	57,006
Oct. 26	at Seattle	L	34-45	66,624
Nov. 2	at Carolina	L	14-38	71,064
Nov. 9	New Orleans	L	10-13	40,091
Nov. 16	at San Diego	W	38-13	65,714*
Nov. 24	at Denver	L	3-31	75,953*
Nov. 30	Miami	L	16-34	50,569
Dec. 7	at Kansas City	L	0-30	79,818
Dec. 14	Seattle	L	21-22	40,124
Dec. 21	Jacksonville	L	9-20	40,032

1998 (8-8)

Head Coach: Jon Gruden		Result	Score	Attend
Sept. 6	at Kansas City	L	8-28	79,765*
Sept. 13	N.Y. Giants	W	20-17	40,545
Sept. 20	Denver	L	17-34	56,578
Sept. 27	at Dallas	W	13-12	63,544
Oct. 4	at Arizona	W	23-20	53,240
Oct. 11	San Diego	W	7-6	42,467
Oct. 25	Cincinnati	W	27-10	40,089
Nov. 1	at Seattle	W	31-18	66,246*
Nov. 8	at Baltimore	L	10-13	69,037
Nov. 15	Seattle	W	20-17	51,527
Nov. 22	at Denver	L	14-40	75,931
Nov. 29	Washington	L	19-29	41,409
Dec. 6	Miami	L	17-27	61,254
Dec. 13	at Buffalo	L	21-44	62,002
Dec. 20	at San Diego	W	17-10	60,716
Dec. 26	Kansas City	L	24-31	52,679

1999 (8-8)

Head Coach: Jon Gruden		Result	Score	Attend
Sept. 12	at Green Bay	L	24-28	59,872
Sept. 19	at Minnesota	W	22-17	64,080
Sept. 26	Chicago	W	24-17	50,458
Oct. 3	at Seattle	L	21-22	66,400*
Oct. 10	Denver	L	13-16	55,704
Oct. 17	at Buffalo	W	20-14	71,113
Oct. 24	N.Y. Jets	W	24-23	47,326
Oct. 31	Miami	L	9-16	61,556
Nov. 14	San Diego	W	28-9	43,353
Nov. 22	at Denver	L	21-27 (OT)	70,012*
Nov. 28	Kansas City	L	34-37	48,632
Dec. 5	Seattle	W	30-21	44,716
Dec. 9	at Tennessee	L	14-21	66,357*
Dec. 19	Tampa Bay	W	45-0	46,395
Dec. 26	at San Diego	L	20-23	63,846
Jan. 2	at Kansas City	W	41-38 (OT)	79,026



Jon Gruden

ALL-TIME RESULTS BY SEASON

2000 (12-4)

Head Coach: Jon Gruden	Result	Score	Attend
Sept. 3	San Diego	W	9-6 56,373
Sept. 10	at Indianapolis	W	38-31 56,769
Sept. 17	Denver	L	24-33 62,078
Sept. 24	Cleveland	W	36-10 45,702
Oct. 8	at San Francisco	W	34-28 (OT) 68,344
Oct. 15	at Kansas City	W	20-17 79,025
Oct. 22	Seattle	W	31-3 57,490
Oct. 29	at San Diego	W	15-13 66,659*
Nov. 5	Kansas City	W	49-31 62,428
Nov. 13	at Denver	L	24-27 75,951*
Nov. 19	at New Orleans	W	31-22 64,900
Nov. 26	Atlanta	W	41-14 55,175
Dec. 3	at Pittsburgh	L	20-21 55,811
Dec. 10	N.Y. Jets	W	31-7 62,632*
Dec. 16	at Seattle	L	24-27 68,681
Dec. 24	Carolina	W	52-9 60,637

POSTSEASON (1-1)

Jan. 6	Miami (AFC Divisional)	W	27-0 61,998
Jan. 14	Baltimore (AFC Championship)	L	3-16 62,784

2001 (10-6)

Head Coach: Jon Gruden	Result	Score	Attend
Sept. 9	at Kansas City	W	27-24 78,844
Sept. 23	at Miami	L	15-18 73,404
Sept. 30	Seattle	W	38-14 54,629
Oct. 7	Dallas	W	28-21 61,535
Oct. 14	at Indianapolis	W	23-18 56,972*
Oct. 28	at Philadelphia	W	20-10 65,342
Nov. 5	Denver	W	38-28 62,637*
Nov. 11	at Seattle	L	27-34 67,231*
Nov. 18	San Diego	W	34-24 61,960
Nov. 25	at N.Y. Giants	W	28-10 78,756
Dec. 2	Arizona	L	31-34 (OT) 46,601
Dec. 9	Kansas City	W	28-26 60,784
Dec. 15	at San Diego	W	13-6 67,349*
Dec. 22	Tennessee	L	10-13 61,934*
Dec. 30	at Denver	L	17-23 75,582
Jan. 6	N.Y. Jets	L	22-24 62,011

POSTSEASON (1-1)

Jan. 12	N.Y. Jets (AFC Wild Card)	W	38-24 61,503
Jan. 19	at New England (AFC Divisional)	L	13-16 (OT) 60,292

2002 (11-5)

Head Coach: Bill Callahan	Result	Score	Attend
Sept. 8	Seattle	W	31-17 53,260
Sept. 15	at Pittsburgh	W	30-17 62,260*
Sept. 29	Tennessee	W	52-25 58,719
Oct. 6	at Buffalo	W	49-31 73,038
Oct. 13	at St. Louis	L	13-28 66,070
Oct. 20	San Diego	L	21-27 (OT) 60,974
Oct. 27	at Kansas City	L	10-20 78,685
Nov. 3	San Francisco	L	20-23 (OT) 62,660
Nov. 11	at Denver	W	34-10 76,643*
Nov. 17	New England	W	27-20 62,552*
Nov. 24	at Arizona	W	41-20 58,814
Dec. 2	N.Y. Jets	W	26-20 62,257*
Dec. 8	at San Diego	W	27-7 67,968
Dec. 15	at Miami	L	17-23 73,572
Dec. 22	Denver	W	28-16 62,592
Dec. 28	Kansas City	W	24-0 62,078

POSTSEASON (2-1)

Jan. 12	N.Y. Jets (AFC Divisional)	W	30-10 62,207
Jan. 19	Tennessee (AFC Championship)	W	41-24 62,544
Jan. 26	Tampa Bay (SB XXXVII at San Diego)	L	21-48 67,603

2003 (4-12)

Head Coach: Bill Callahan	Result	Score	Attend
Sept. 7	at Tennessee	L	20-25 68,809*
Sept. 14	Cincinnati	W	23-20 50,135
Sept. 22	at Denver	L	10-31 76,753*
Sept. 28	San Diego	W	34-31 (OT) 54,078
Oct. 5	at Chicago	L	21-24 61,099
Oct. 12	at Cleveland	L	7-13 73,318
Oct. 20	Kansas City	L	10-17 62,391*
Nov. 2	at Detroit	L	13-23 61,561
Nov. 9	N.Y. Jets	L	24-27 (OT) 51,909
Nov. 16	Minnesota	W	28-18 56,653
Nov. 23	at Kansas City	L	24-27 78,889
Nov. 30	Denver	L	8-22 57,201
Dec. 7	at Pittsburgh	L	7-27 53,079
Dec. 14	Baltimore	W	20-12 45,398
Dec. 22	Green Bay	L	7-41 62,298*
Dec. 28	at San Diego	L	14-21 62,222

2004 (5-11)

Head Coach: Norv Turner	Result	Score	Attend
Sept. 12	at Pittsburgh	L	21-24 60,147
Sept. 19	Buffalo	W	13-10 53,610
Sept. 26	Tampa Bay	W	30-20 60,874*
Oct. 3	at Houston	L	17-30 70,741
Oct. 10	at Indianapolis	L	14-35 57,230
Oct. 17	Denver	L	3-31 62,507
Oct. 24	New Orleans	L	26-31 45,337
Oct. 31	at San Diego	L	14-42 66,210
Nov. 7	at Carolina	W	27-24 73,518
Nov. 21	San Diego	L	17-23 46,905
Nov. 28	at Denver	W	25-24 75,936*
Dec. 5	Kansas City	L	27-34 51,292
Dec. 12	at Atlanta	L	10-35 70,616
Dec. 19	Tennessee	W	40-35 44,299
Dec. 25	at Kansas City	L	30-31 77,289
Jan. 2	Jacksonville	L	6-13 41,112

2005 (4-12)

Head Coach: Norv Turner	Result	Score	Attend
Sept. 8	at New England	L	20-30 68,756*
Sept. 18	Kansas City	L	17-23 62,273*
Sept. 25	at Philadelphia	L	20-23 67,735
Oct. 2	Dallas	W	19-13 62,400
Oct. 16	San Diego	L	14-27 52,666
Oct. 23	Buffalo	W	38-17 42,779
Oct. 30	at Tennessee	W	34-25 69,149
Nov. 6	at Kansas City	L	23-27 79,033
Nov. 13	Denver	L	17-31 62,779
Nov. 20	at Washington	W	16-13 90,129
Nov. 27	Miami	L	21-33 49,097
Dec. 4	at San Diego	L	10-34 66,436*
Dec. 11	at N.Y. Jets	L	10-26 77,561
Dec. 18	Cleveland	L	7-9 41,862
Dec. 24	at Denver	L	3-22 76,212
Dec. 31	N.Y. Giants	L	21-30 44,594*

ALL-TIME RESULTS BY SEASON

2006 (2-14)

Head Coach: Art Shell		Result	Score	Attend
Sept. 11	San Diego	L	0-27	62,578*
Sept. 17	at Baltimore	L	6-28	70,744
Oct. 1	Cleveland	L	21-24	61,426
Oct. 8	at San Francisco	L	20-34	68,368
Oct. 15	at Denver	L	3-13	76,691*
Oct. 22	Arizona	W	22-9	61,595
Oct. 29	Pittsburgh	W	20-13	62,385
Nov. 6	at Seattle	L	0-16	67,816*
Nov. 12	Denver	L	13-17	62,094
Nov. 19	at Kansas City	L	13-17	78,097
Nov. 26	at San Diego	L	14-21	66,105
Dec. 3	Houston	L	14-23	46,276
Dec. 10	at Cincinnati	L	10-27	65,882
Dec. 17	St. Louis	L	0-20	50,164
Dec. 23	Kansas City	L	9-20	61,446*
Dec. 31	at N.Y. Jets	L	3-23	78,039

2007 (4-12)

Head Coach: Lane Kiffin		Result	Score	Attend
Sept. 9	Detroit	L	21-36	61,547
Sept. 16	at Denver	L	20-23 (OT)	76,784
Sept. 23	Cleveland	W	26-24	51,075
Sept. 30	at Miami	W	35-17	70,621
Oct. 14	at San Diego	L	14-28	67,523
Oct. 21	Kansas City	L	10-12	62,240
Oct. 28	at Tennessee	L	9-13	69,143
Nov. 4	Houston	L	17-24	49,603
Nov. 11	Chicago	L	6-17	62,715
Nov. 18	at Minnesota	L	22-29	62,960
Nov. 25	at Kansas City	W	20-17	76,210
Dec. 2	Denver	W	34-20	61,990
Dec. 9	at Green Bay	L	7-38	70,828
Dec. 16	Indianapolis	L	14-21	62,000
Dec. 23	at Jacksonville	L	11-49	66,905
Dec. 30	San Diego	L	17-30	61,706

2008 (5-11)

Head Coach: Kiffin/Cable		Result	Score	Attend
Sept. 8	Denver	L	14-41	62,762*
Sept. 14	at Kansas City	W	23-8	74,480
Sept. 21	at Buffalo	L	23-24	71,297
Sept. 28	San Diego	L	18-28	61,808
Oct. 12	at New Orleans	L	3-34	70,068
Oct. 19	N.Y. Jets	W	16-13 (OT)	61,901
Oct. 26	at Baltimore	L	10-29	71,254
Nov. 2	Atlanta	L	0-24	61,196
Nov. 9	Carolina	L	6-17	47,888
Nov. 16	at Miami	L	15-17	65,113
Nov. 23	at Denver	W	31-10	76,067
Nov. 30	Kansas City	L	13-20	61,379
Dec. 4	at San Diego	L	7-34	68,097*
Dec. 14	New England	L	26-49	62,179
Dec. 21	Houston	W	27-16	43,687
Dec. 28	at Tampa Bay	W	31-24	64,847

NOTE -- Kiffin served as head coach for first four games before Tom Cable replaced him.

2009 (5-11)

Head Coach: Tom Cable		Result	Score	Attend
Sept. 14	San Diego	L	20-24	61,940*
Sept. 20	at Kansas City	W	13-10	69,169
Sept. 27	Denver	L	3-23	45,602
Oct. 4	at Houston	L	6-29	70,291
Oct. 11	at N.Y. Giants	L	7-44	79,012
Oct. 18	Philadelphia	W	13-9	49,642
Oct. 25	N.Y. Jets	L	0-38	39,354
Nov. 1	at San Diego	L	16-24	67,016
Nov. 15	Kansas City	L	10-16	40,720
Nov. 22	Cincinnati	W	20-17	34,112
Nov. 26	at Dallas	L	7-24	83,489
Dec. 6	at Pittsburgh	W	27-24	61,820
Dec. 13	Washington	L	13-34	44,506
Dec. 20	at Denver	W	20-19	74,502
Dec. 27	at Cleveland	L	9-23	67,964
Jan. 3	Baltimore	L	13-21	38,400

2010 (8-8)

Head Coach: Tom Cable		Result	Score	Attend
Sept. 12	at Tennessee	L	13-38	69,143
Sept. 19	St. Louis	W	16-14	48,396
Sept. 26	at Arizona	L	23-24	62,439
Oct. 3	Houston	L	24-31	32,218
Oct. 10	San Diego	W	35-27	48,279
Oct. 17	at San Francisco	L	9-17	69,732
Oct. 24	at Denver	W	59-14	75,835
Oct. 31	Seattle	W	33-3	35,721
Nov. 7	Kansas City	W	23-20 (OT)	61,075
Nov. 21	at Pittsburgh	L	3-35	64,987
Nov. 28	Miami	L	17-33	48,946
Dec. 5	at San Diego	W	28-13	68,183
Dec. 12	at Jacksonville	L	31-38	62,570
Dec. 19	Denver	W	39-23	44,246
Dec. 26	Indianapolis	L	26-31	52,567
Jan. 2	at Kansas City	W	31-10	67,045

2011 (8-8)

Head Coach: Hue Jackson		Result	Score	Attend
Sept. 12	at Denver	W	23-20	75,671*
Sept. 18	at Buffalo	L	35-38	68,191
Sept. 25	N.Y. Jets	W	34-24	61,546
Oct. 2	New England	L	19-31	62,572
Oct. 9	at Houston	W	25-20	71,420
Oct. 16	Cleveland	W	24-17	57,300
Oct. 23	Kansas City	L	0-28	57,361
Nov. 6	Denver	L	24-38	58,125
Nov. 10	at San Diego	W	24-17	68,109*
Nov. 20	at Minnesota	W	27-21	62,748
Nov. 27	Chicago	W	25-20	59,244
Dec. 4	at Miami	L	14-34	57,225
Dec. 11	at Green Bay	L	16-46	70,524
Dec. 18	Detroit	L	27-28	59,069
Dec. 24	at Kansas City	W	16-13 (OT)	70,803
Jan. 1	San Diego	L	26-38	58,721

ALL-TIME RESULTS BY SEASON

2012 (4-12)

Head Coach: Dennis Allen		Result	Score	Attend
Sept. 10	San Diego	L	14-22	61,896*
Sept. 16	at Miami	L	13-35	54,245
Sept. 23	Pittsburgh	W	34-31	62,373
Sept. 30	at Denver	L	6-37	76,787
Oct. 14	at Atlanta	L	20-23	69,383
Oct. 21	Jacksonville	W	26-23 (OT)	51,634
Oct. 28	at Kansas City	W	26-16	74,730
Nov. 4	Tampa Bay	L	32-42	52,055
Nov. 11	at Baltimore	L	20-55	71,339
Nov. 18	New Orleans	L	17-38	56,880
Nov. 25	at Cincinnati	L	10-34	56,503
Dec. 2	Cleveland	L	17-20	43,641
Dec. 6	Denver	L	13-26	53,807*
Dec. 16	Kansas City	W	15-0	51,446
Dec. 23	at Carolina	L	6-17	73,026
Dec. 30	at San Diego	L	21-24	66,486

2013 (4-12)

Head Coach: Dennis Allen		Result	Score	Attend
Sept. 8	at Indianapolis	L	17-21	65,412
Sept. 15	Jacksonville	W	19-9	49,400
Sept. 23	at Denver	L	21-37	76,978*
Sept. 29	Washington	L	14-24	53,549
Oct. 6	San Diego	W	27-17	48,834*
Oct. 13	at Kansas City	L	7-24	76,394
Oct. 27	Pittsburgh	W	21-18	52,950
Nov. 3	Philadelphia	L	20-49	51,751
Nov. 10	at N.Y. Giants	L	20-24	80,366
Nov. 17	at Houston	W	28-23	71,726
Nov. 24	Tennessee	L	19-23	46,001
Nov. 28	at Dallas	L	24-31	87,572
Dec. 8	at N.Y. Jets	L	27-37	76,957
Dec. 15	Kansas City	L	31-56	49,571
Dec. 22	at San Diego	L	13-26	65,675
Dec. 29	Denver	L	14-34	51,500

2014 (3-13)

Head Coach: Allen/Sparano		Result	Score	Attend
Sept. 7	at N.Y. Jets	L	14-19	78,160
Sept. 14	Houston	L	14-30	54,063
Sept. 21	at New England	L	9-16	68,756
Sept. 28	Miami (London)	L	14-38	83,436
Oct. 12	San Diego	L	28-31	53,329
Oct. 19	Arizona	L	13-24	52,101
Oct. 26	at Cleveland	L	13-23	67,431
Nov. 2	at Seattle	L	24-30	68,337
Nov. 9	Denver	L	17-41	54,803
Nov. 16	at San Diego	L	6-13	66,720
Nov. 20	Kansas City	W	24-20	52,865*
Nov. 30	at St. Louis	L	0-52	55,650
Dec. 7	San Francisco	W	24-13	55,300
Dec. 14	at Kansas City	L	13-31	72,153
Dec. 21	Buffalo	W	26-24	53,436
Dec. 28	at Denver	L	14-47	76,929

NOTE -- Allen served as head coach for first four games before Tony Sparano replaced him.

2015 (7-9)

Head Coach: Jack Del Rio		Result	Score	Attend
Sept. 13	Cincinnati	L	13-33	54,500
Sept. 20	Baltimore	W	37-33	53,500
Sept. 27	at Cleveland	W	27-20	67,431
Oct. 4	at Chicago	L	20-22	62,409
Oct. 11	Denver	L	10-16	55,013
Oct. 25	at San Diego	W	37-29	67,542
Nov. 1	N.Y. Jets	W	34-20	54,700
Nov. 8	at Pittsburgh	L	35-38	65,520
Nov. 15	Minnesota	L	14-30	54,700
Nov. 22	at Detroit	L	13-18	60,202
Nov. 29	at Tennessee	W	24-21	58,075
Dec. 6	Kansas City	L	20-34	55,010
Dec. 13	at Denver	W	15-12	76,824
Dec. 20	Green Bay	L	20-30	55,087
Dec. 24	San Diego	W	23-20 (OT)	54,400*
Jan. 3	at Kansas City	L	17-23	76,114

2016 (12-4)

Head Coach: Jack Del Rio		Result	Score	Attend
Sept. 11	at New Orleans	W	35-34	73,028
Sept. 18	Atlanta	L	28-35	54,081
Sept. 25	at Tennessee	W	17-10	62,370
Oct. 2	at Baltimore	W	28-27	71,152
Oct. 9	San Diego	W	34-31	54,275
Oct. 16	Kansas City	L	10-26	54,211
Oct. 23	at Jacksonville	W	33-16	62,370
Oct. 30	at Tampa Bay	W	30-24 (OT)	61,068
Nov. 6	Denver	W	30-20	54,597*
Nov. 21	Houston (Mexico City)	W	27-20	76,473*
Nov. 27	Carolina	W	35-32	54,909
Dec. 4	Buffalo	W	38-24	54,759
Dec. 8	at Kansas City	L	13-21	75,191*
Dec. 18	at San Diego	W	19-16	68,352
Dec. 24	Indianapolis	W	33-25	54,896
Jan. 1	at Denver	L	6-24	76,836

POSTSEASON (0-1)

Jan. 7	at Houston (AFC Wild Card)	L	14-27	71,790
--------	----------------------------	---	-------	--------

2017 (6-10)

Head Coach: Jack Del Rio		Result	Score	Attend
Sept. 10	at Tennessee	W	26-16	69,089
Sept. 17	N.Y. Jets	W	45-20	54,729
Sept. 24	at Washington	L	10-27	77,123*
Oct. 1	at Denver	L	10-16	76,909
Oct. 8	Baltimore	L	17-30	54,980
Oct. 15	LA Chargers	L	16-17	54,685
Oct. 19	Kansas City	W	31-30	55,090*
Oct. 29	at Buffalo	L	14-34	69,599
Nov. 5	at Miami	W	27-24	65,139*
Nov. 19	New England (Mexico City)	L	8-33	77,357
Nov. 26	Denver	W	21-14	54,994
Dec. 3	New York Giants	W	24-17	54,994
Dec. 10	at Kansas City	L	15-26	74,461
Dec. 17	Dallas	L	17-20	55,372*
Dec. 25	at Philadelphia	L	10-19	69,596*
Dec. 31	at L.A. Chargers	L	10-30	25,430

2018 (4-12)

Head Coach: Jon Gruden		Result	Score	Attend
Sept. 10	L.A. Rams	L	13-33	53,857*
Sept. 16	at Denver	L	19-20	76,696
Sept. 24	at Miami	L	20-28	65,667
Sept. 30	Cleveland	W	45-42 (OT)	53,387
Oct. 7	at L.A. Chargers	L	10-26	25,362
Oct. 14	Seattle (London)	L	3-27	84,922
Oct. 28	Indianapolis	L	28-42	54,372
Nov. 1	at San Francisco	L	3-34	69,592*
Nov. 11	LA Chargers	L	6-20	54,750
Nov. 18	at Arizona	W	23-21	62,435
Nov. 25	at Baltimore	L	17-34	70,035
Dec. 2	Kansas City	L	33-40	54,255
Dec. 9	Pittsburgh	W	24-21	53,960
Dec. 16	at Cincinnati	L	16-30	44,568
Dec. 24	Denver	W	27-14	53,850*
Dec. 30	at Kansas City	L	3-35	77,550

2019 (7-9)

Head Coach: Jon Gruden		Result	Score	Attend
Sept. 9	Denver	W	24-16	52,359*
Sept. 15	Kansas City	L	10-28	52,748
Sept. 22	at Minnesota	L	14-34	66,738
Sept. 29	at Indianapolis	W	31-24	62,259
Oct. 6	Chicago	W	24-21	60,463
Oct. 20	at Green Bay	L	24-42	78,160
Oct. 27	at Houston	L	24-27	71,893
Nov. 3	Detroit	W	31-24	53,318
Nov. 7	L.A. Chargers	W	26-24	51,954*
Nov. 17	Cincinnati	W	17-10	51,921
Nov. 24	at N.Y. Jets	L	3-34	78,523
Dec. 1	at Kansas City	L	9-40	73,548
Dec. 8	Tennessee	L	21-42	52,760
Dec. 15	Jacksonville	L	16-20	52,788
Dec. 22	at L.A. Chargers	W	24-17	25,380
Dec. 29	at Denver	L	15-16	76,334

RAIDERS VS. NFL

RAIDERS vs. *ARIZONA

Raiders lead series, 6-4

1973	Oak. 17, at St.L.C. 10
1983	St.L.C. 34, at LARai. 24
1989	at LARai. 16, PhoC. 14
1998	Oak. 23, at Ari. 20
2001	Ari. 34, at Oak. 31 (OT)
2002	Oak. 41, at Ari. 20
2006	at Oak. 22, Ari. 9
2010	at Ari. 24, Oak. 23
2014	Ari. 24, at Oak. 13
2018	Oak. 23, at Ari. 21

*Franchise in St. Louis prior to 1988; known as Phoenix Cardinals prior to 1994.

RAIDERS vs. ATLANTA

Series tied, 7-7

1971	at Atl. 24, Oak. 13
1975	at Oak. 37, Atl. 34 (OT)
1979	at Oak. 50, Atl. 19
1982	LARai. 38, at Atl. 14
1985	LARai. 34, at Atl. 24
1988	Atl. 12, at LARai. 6
1991	at Atl. 21, LARai. 17
1994	at LARai. 30, Atl. 17
1997	Oak. 36, at Atl. 31
2000	at Oak. 41, Atl. 14
2004	at Atl. 35, Oak. 10
2008	Atl. 24, at Oak. 0
2012	at Atl. 23, Oak. 20
2016	Atl. 35, at Oak. 28

RAIDERS vs. BALTIMORE

Baltimore leads series, 8-3

1996	at Bal. 19, Oak. 14
1998	at Bal. 13, Oak. 10
2003	at Oak. 20, Bal. 12
2006	at Bal. 28, Oak. 6
2008	at Bal. 29, Oak. 10
2009	Bal. 21, at Oak. 13
2012	at Bal. 55, Oak. 20
2015	at Oak. 37, Bal. 33
2016	Oak. 28, at Bal. 27
2017	Bal. 30, at Oak. 17
2018	at Bal. 34, Oak. 17

RAIDERS vs. BUFFALO

Raiders lead series, 21-18

1960	at Buf. 38, Oak. 9
	at Oak. 20, Buf. 7
1961	Oak. 31, at Buf. 22
	Buf. 26, at Oak. 21
1962	at Buf. 14, Oak. 6
	Buf. 10, at Oak. 6
1963	at Oak. 35, Buf. 17
	at Buf. 12, Oak. 0
1964	at Buf. 23, Oak. 20
	at Oak. 16, Buf. 13
1965	at Buf. 17, Oak. 12
	Buf. 17, at Oak. 14
1966	Buf. 31, at Oak. 10
1967	Oak. 24, at Buf. 20
	at Oak. 28, Buf. 21
1968	Oak. 48, at Buf. 6
	at Oak. 13, Buf. 6
1969	at Oak. 50, Buf. 21
1972	at Oak. 28, Buf. 16
1974	at Buf. 21, Oak. 20
1977	at Oak. 34, Buf. 13
1980	at Buf. 24, Oak. 7
1983	LARai. 27, at Buf. 24
1987	at LARai. 34, Buf. 21
1988	at Buf. 37, LARai. 21
1990	at Buf. 38, LARai. 24
1991	Buf. 30, at LARai. 27 (OT)
1992	at LARai. 20, Buf. 3
1993	LARai. 25, at Buf. 24
1998	at Buf. 44, Oak. 21
1999	Oak. 20, at Buf. 14
2002	Oak. 49, at Buf. 31
2004	at Oak. 13, Buf. 10
2005	at Oak. 38, Buf. 17
2008	at Buf. 24, Oak. 23
2011	at Buf. 38, Oak. 35
2014	at Oak. 26, Buf. 24
2016	at Oak. 38, Buf. 24
2017	at Buf. 34, Oak. 14

RAIDERS vs. CAROLINA

Series tied, 3-3

1997	at Car. 38, Oak. 14
2000	at Oak. 52, Car. 9
2004	Oak. 27, at Car. 24
2008	Car. 17, at Oak. 6
2012	at Car. 17, Oak. 6
2016	at Oak. 35, Car. 32

RAIDERS vs. CHICAGO

Raiders lead, 8-7

1972	at Oak. 28, Chi. 21
1976	Oak. 28, at Chi. 27
1978	Oak. 25, at Chi. 19 (OT)
1981	Chi. 23, at Oak. 6
1984	at Chi. 17, LARai. 6
1987	Chi. 6, at LARai. 3
1990	at LARai. 24, Chi. 10
1993	LARai. 16, at Chi. 14
1996	at Chi. 19, Oak. 17
1999	at Oak. 24, Chi. 17
2003	at Chi. 24, Oak. 21
2007	Chi. 17, at Oak. 6
2011	at Oak. 25, Chi. 20
2015	at Chi. 22, Oak. 20
2019	at Oak. 24, Chi. 21 (London)

RAIDERS vs. CINCINNATI

Raiders lead series, 19-11

1968	at Oak. 31, Cin. 10
	Oak. 34, at Cin. 0
1969	at Cin. 31, Oak. 17
	at Oak. 37, Cin. 17
1970	at Cin. 31, Oak. 21
1971	at Oak. 31, Cin. 27
1972	Oak. 20, at Cin. 14
1974	at Oak. 30, Cin. 27
1975	at Cin. 14, Oak. 10
1976	at Oak. 35, Cin. 20
1978	Oak. 34, at Cin. 21
1980	at Oak. 28, Cin. 17
1982	at Cin. 31, LARai. 17
1983	LARai. 20, at Cin. 10
1985	at LARai. 13, Cin. 6
1988	Cin. 45, at LARai. 21
1989	at LARai. 28, Cin. 7
1990	at LARai. 24, Cin. 7
1991	LARai. 38, at Cin. 14
1992	at Cin. 24, LARai. 21 (OT)
1993	at Cin. 16, LARai. 10
1995	Oak. 20, at Cin. 17
1998	at Oak. 27, Cin. 10
2003	at Oak. 23, Cin. 20
2006	at Cin. 27, Oak. 10
2009	at Oak. 20, Cin. 17
2012	at Cin. 34, Oak. 10
2015	Cin. 33, at Oak. 13
2018	at Cin. 30, Oak. 16
2019	at Oak. 17, Cin. 10

RAIDERS vs. CLEVELAND

Raiders lead series, 13-10

1970	at Oak. 23, Cle. 20
1971	Oak. 34, at Cle. 20
1973	Cle. 7, at Oak. 3
1974	Oak. 40, at Cle. 24
1975	at Oak. 38, Cle. 17
1977	Oak. 26, at Cle. 10
1979	at Oak. 19, Cle. 14
1985	LARai. 21, at Cle. 20
1986	at LARai. 27, Cle. 14
1987	Cle. 24, at LARai. 17
1992	Cle. 28, at LARai. 16
1993	Cle. 19, at LARai. 16
2000	at Oak. 36, Cle. 10
2003	at Cle. 13, Oak. 7
2005	Cle. 9, at Oak. 7
2006	Cle. 24, at Oak. 21
2007	at Oak. 26, Cle. 24
2009	at Cle. 23, Oak. 9
2011	at Oak. 24, Cle. 17
2012	Cle. 20, at Oak. 17
2014	at Cle. 23, Oak. 13
2015	Oak. 27, at Cle. 20
2018	at Oak. 45, Cle. 42 (OT)



RB Josh Jacobs - 2019, Oakland 17 vs. Cincinnati 10

RAIDERS vs. DALLAS

Series tied, 6-6

1974	at Oak. 27, Dal. 23
1980	Dal. 19, at Oak. 13
1983	LARai. 40, at Dal. 38
1986	LARai. 17, at Dal. 13
1992	Dal. 28, at LARai. 13
1995	Dal. 34, at Oak. 21
1998	Oak. 13, at Dal. 12
2001	at Oak. 28, Dal. 21
2005	at Oak. 19, Dal. 13
2009	at Dal. 24, Oak. 7
2013	at Dal. 31, Oak. 24
2017	Dal. 20, at Oak. 17

RAIDERS vs. DENVER

Raiders lead series, 64-53-2

1960	at Den. 31, Oak. 14
	at Oak. 48, Den. 10
1961	at Oak. 33, Den. 19
	at Den. 27, Oak. 24
1962	at Den. 44, Oak. 7
	Den. 23, at Oak. 6
1963	Oak. 26, at Den. 10
	at Oak. 35, Den. 31
	at Oak. 40, Den. 7
1964	at Den. 20, Oak. 20
	Oak. 28, at Den. 20
	at Oak. 24, Den. 13
1966	Oak. 17, at Den. 3
	at Oak. 28, Den. 10
1967	at Oak. 51, Den. 0
	Oak. 21, at Den. 17
1968	Oak. 43, at Den. 7
	at Oak. 33, Den. 27
	Oak. 24, at Den. 14
1969	at Oak. 41, Den. 10
	at Oak. 35, Den. 23
1970	Oak. 24, at Den. 19
	Oak. 27, at Den. 16
1971	at Oak. 21, Den. 13
	Den. 30, at Oak. 23
1972	Oak. 37, at Den. 20
	at Den. 23, Oak. 23
1973	at Oak. 21, Den. 17
	Oak. 28, at Den. 17
1974	Den. 20, at Oak. 17
	Oak. 42, at Den. 17
1975	at Oak. 17, Den. 10
1976	Oak. 17, at Den. 10
	at Oak. 19, Den. 6
1977	Den. 30, at Oak. 7
	Oak. 24, at Den. 14
1978	at Den. 14, Oak. 6
	Den. 21, at Oak. 6
1979	at Oak. 27, Den. 3
	Oak. 14, at Den. 10
1980	at Oak. 9, Den. 3
	Oak. 24, at Den. 21
1981	at Den. 9, Oak. 7
	Den. 17, at Oak. 0
1982	at LARai. 27, Den. 10
1983	LARai. 22, at Den. 7
	at LARai. 22, Den. 20
1984	at Den. 16, LARai. 13
	Den. 22, at LARai. 19 (OT)
1985	at LARai. 31, Den. 28 (OT)
	LARai. 17, at Den. 14 (OT)
1986	at Den. 38, LARai. 36
	Den. 21, at LARai. 10
1987	at Den. 30, LARai. 14
	Den. 23, at LARai. 17
1988	LARai. 30, at Den. 27 (OT)
	at LARai. 21, Den. 20
1989	at Den. 31, LARai. 21
	at LARai. 16, Den. 13 (OT)

1990	at LARai. 14, Den. 9
	LARai. 23, at Den. 20
1991	at LARai. 16, Den. 13
	LARai. 17, at Den. 16
1992	at Den. 17, LARai. 13
	at LARai. 24, Den. 0
1993	LARai. 23, at Den. 20
	at LARai. 33, Den. 30 (OT)
1994	LARai. 48, at Den. 16
	at LARai. 23, Den. 13
1995	at Den. 27, Oak. 0
	Den. 31, at Oak. 28
	Den. 22, at Oak. 21
	at Den. 24, Oak. 19
	at Oak. 28, Den. 25
	at Den. 31, Oak. 3
1996	Den. 34, at Oak. 17
	at Den. 40, Oak. 14
1997	Den. 16, at Oak. 13
	at Den. 27, Oak. 21 (OT)
1998	Den. 33, at Oak. 24
	at Den. 27, Oak. 24
1999	at Oak. 38, Den. 28
	at Den. 23, Oak. 17
2000	Oak. 34, at Den. 10
	at Oak. 28, Den. 16
2001	at Den. 31, Oak. 10
	Den. 22, at Oak. 8
2002	Den. 31, at Oak. 3
	Oak. 25, at Den. 24
2003	Den. 31, at Oak. 17
	at Den. 22, Oak. 3
2004	at Den. 13, Oak. 3
	Den. 17, at Oak. 13
2005	at Den. 23, Oak. 20 (OT)
2006	at Oak. 34, Den. 20
	Den. 41, at Oak. 14
2007	Oak. 31, at Den. 10
	Den. 23, at Oak. 3
2008	Oak. 20, at Den. 19
	Oak. 59, at Den. 14
2009	at Oak. 39, Den. 23
	Oak. 23, at Den. 20
2010	Den. 38, at Oak. 24
	at Den. 37, Oak. 6
2011	Den. 26, at Oak. 13
	at Den. 37, Oak. 21
2012	Den. 34, at Oak. 14
	Den. 41, at Oak. 17
2013	at Den. 47, Oak. 14
	Den. 16, at Oak. 10
2014	Oak. 15, at Den. 12
	at Oak. 30, Den. 20
2015	at Den. 24, Oak. 6
	at Den. 16, Oak. 10
2016	at Oak. 21, Den. 14
	at Den. 20, Oak. 19
2017	at Oak. 27, Den. 14
	at Oak. 24, Den. 16
2018	at Den. 16, Oak. 15
2019	

RAIDERS vs. DETROIT

Raiders lead, 7-6

1970	at Det. 28, Oak. 14
	at Oak. 35, Det. 13
1974	at Oak. 29, Det. 17
	at Det. 16, Oak. 0
1981	LARai. 24, at Det. 3
	at LARai. 27, Det. 7
1984	LARai. 38, at Det. 31
	at Oak. 37, Det. 21
1987	at Det. 23, Oak. 13
1988	Det. 36, at Oak. 21
	Det. 28, at Oak. 27
2015	at Det. 18, Oak. 13
2019	at Oak. 31, Det. 24

RAIDERS vs. GREEN BAY

Green Bay leads series, 8-5

1972	Oak. 20, at GB 14
1976	at Oak. 18, GB 14
1978	Oak. 28, at GB 3
1984	at LARai. 28, GB 7
1987	LARai. 20, at GB 0
1990	GB 29, at LARai. 16
1993	at GB 28, LARai. 0
1999	at GB 28, Oak. 24
2003	GB 41, at Oak. 7
2007	at GB 38, Oak. 7
2011	at GB 46, Oak. 16
2015	GB 30, at Oak. 20
2019	at GB 42, Oak. 24

RAIDERS vs. HOUSTON

Houston leads series, 7-4

2004	at Hou. 30, Oak. 17
2006	Hou. 23, at Oak. 14
2007	Hou. 24, at Oak. 17
2008	at Oak. 27, Hou. 16
2009	at Hou. 29, Oak. 6
2010	Hou. 31, at Oak. 24
2011	Oak. 25, at Hou. 20
2013	Oak. 28, at Hou. 23
2014	Hou. 30, at Oak. 14
2016	at Oak. 27, Hou. 20 (Mexico City)
2019	at Hou. 27, Oak. 24

RAIDERS vs. *INDIANAPOLIS

Raiders lead series, 9-7

1971	BalC. 37, at Oak. 14
1973	Oak. 34, at BalC. 21
1975	Oak. 31, at BalC. 20
1984	at LARai. 21, Ind. 7
1986	Ind. 30, at LARai. 24
1991	at LARai. 16, Ind. 0
1995	at Oak. 30, Ind. 17
2000	Oak. 38, at Ind. 31
2001	Oak. 23, at Ind. 18
2004	at Ind. 35, Oak. 14
2007	Ind. 21, at Oak. 14
2010	Ind. 31, at Oak. 26
2013	at Ind. 21, Oak. 17
2016	at Oak. 33, Ind. 25
2018	Ind. 42, at Oak. 28
2019	Oak. 31, at Ind. 24

*Franchise in Baltimore prior to 1984.

RAIDERS vs. JACKSONVILLE

Jacksonville leads, 5-4

1996	at Oak. 17, Jac. 3
1997	Jac. 20, at Oak. 9
2004	Jac. 13, at Oak. 6
2007	at Jac. 49, Oak. 11
2010	at Jac. 38, Oak. 31
2012	at Oak. 26, Jac. 23 (OT)
2013	at Oak. 19, Jac. 9
2016	Oak. 33, at Jac. 16
2019	Jac. 20, at Oak. 16

RAIDERS VS. NFL

RAIDERS vs. *KANSAS CITY

Kansas City leads series, 65-52-2

1960	DalT. 34, at Oak. 16
1961	Oak. 20, at DalT. 19 DalT. 42, at Oak. 35 at DalT. 43, Oak. 11
1962	DalT. 26, at Oak. 16 at DalT. 35, Oak. 7 at Oak. 10, KC 7
1963	Oak. 22, at KC 7 KC 21, at Oak. 9 at KC 42, Oak. 7
1964	at Oak. 37, KC 10 at KC 14, Oak. 7
1966	KC 32, at Oak. 10 Oak. 34, at KC 13 at Oak. 23, KC 21
1967	Oak. 44, at KC 22 at KC 24, Oak. 10 at Oak. 38, KC 21
1968	Oak. 27, at KC 24 at Oak. 10, KC 6 Oak. 17, at KC 17
1970	at Oak. 20, KC 6 at Oak. 20, KC 20 at KC 16, Oak. 14 at KC 27, Oak. 14
1972	at Oak. 26, KC 3 at KC 16, Oak. 3 at Oak. 37, KC 7 at Oak. 27, KC 7
1974	Oak. 7, at KC 6 at KC 42, Oak. 10 at Oak. 28, KC 20
1975	Oak. 24, at KC 21 at Oak. 21, KC 10 Oak. 37, at KC 28 at Oak. 21, KC 20 at Oak. 28, KC 6
1977	Oak. 20, at KC 10 at KC 35, Oak. 7 KC 24, at Oak. 21 Oak. 27, at KC 14
1980	KC 31, at Oak. 17 at KC 27, Oak. 0 KC 28, at Oak. 17 LARai. 21, at KC 16
1982	at LARai. 21, KC 20
1983	LARai. 28, at KC 20
1984	LARai. 22, at KC 20 at LARai. 17, KC 7
1985	at KC 36, LARai. 20 at LARai. 19, KC 10
1986	LARai. 24, at KC 17 KC 20, at LARai. 17 at LARai. 35, KC 17 at KC 16, LARai. 10
1987	LARai. 27, at KC 17 at LARai. 17, KC 10 at KC 24, LARai. 19 at LARai. 20, KC 14 at KC 9, LARai. 7
1988	KC 27, at LARai. 24 at KC 24, LARai. 21 KC 27, at LARai. 21 at KC 27, LARai. 7 at LARai. 28, KC 7 at KC 24, LARai. 9
1989	KC 31, at LARai. 20 at KC 13, LARai. 3 KC 19, at LARai. 9
1990	at KC 23, Oak. 17 (OT) KC 29, at Oak. 23 at KC 19, Oak. 3 at Oak. 26, KC 7
1991	KC 28, at Oak. 27 at KC 30, Oak. 0 at KC 28, Oak. 8 KC 31, at Oak. 24 KC 37, at Oak. 34
1999	Oak. 41, at KC 38 (OT)

2000	Oak. 20, at KC 17 at Oak. 49, KC 31 Oak. 27, at KC 24 at Oak. 28, KC 26 at KC 20, Oak. 10 at Oak. 24, KC 0
2001	KC 17, at Oak. 10 at KC 27, Oak. 24 KC 34, at Oak. 27 at KC 31, Oak. 30 KC 23, at Oak. 17 at KC 27, Oak. 23 at KC 17, Oak. 13 KC 20, at Oak. 9 KC 12, at Oak. 10 Oak. 20, at KC 17 Oak. 23, at KC 8
2002	KC 20, at Oak. 13 Oak. 13, at KC 10 KC 16, at Oak. 10 at Oak. 23, KC 20 (OT)
2003	Oak. 31, at KC 10 KC 28, at Oak. 0 Oak. 16, at KC 13 (OT)
2004	Oak. 26, at KC 16 at Oak. 15, KC 0 at KC 24, Oak. 7 KC 56, at Oak. 31 at Oak. 24, KC 20 at KC 31, Oak. 13 KC 34, at Oak. 20 at KC 23, Oak. 10 KC 26, at Oak. 10 at KC 21, Oak. 13 at Oak. 31, KC 30 at KC 26, Oak. 15 KC 40, at Oak. 33 at KC 35, Oak. 3 KC 28, at Oak. 10 at KC 40, Oak. 9
2005	
2006	
2007	
2008	
2009	
2010	
2011	
2012	
2013	
2014	
2015	
2016	
2017	
2018	
2019	

*Franchise known as Dallas Texans prior to 1963

RAIDERS vs. *L.A. CHARGERS

Raiders lead series, 64-54-2

1960	at LAC 52, Oak. 28 LAC 41, at Oak. 17 at SD 44, Oak. 0 SD 41, at Oak. 10 SD 42, at Oak. 33 at SD 31, Oak. 21 Oak. 34, at SD 33 at Oak. 41, SD 27 SD 31, at Oak. 17 at Oak. 21, SD 20 SD 17, at Oak. 6 at SD 24, Oak. 14 SD 29, at Oak. 20 Oak. 41, at SD 19 at Oak. 51, SD 10 Oak. 41, at SD 21 SD 23, at Oak. 14 Oak. 34, at SD 27 Oak. 24, at SD 12 at Oak. 21, SD 16 Oak. 27, at SD 27 at Oak. 20, SD 17
1961	Oak. 34, at SD 0 at Oak. 34, SD 33 at Oak. 17, SD 17 Oak. 21, at SD 19 Oak. 27, at SD 17 at Oak. 31, SD 3 Oak. 14, at SD 10 at Oak. 17, SD 10 Oak. 6, at SD 0 at Oak. 25, SD 0 Oak. 27, at SD 17 at Oak. 24, SD 0 at Oak. 24, SD 0 at SD 12, Oak. 7 Oak. 21, at SD 20 SD 27, at Oak. 23
1962	
1963	
1964	
1965	
1966	
1967	
1968	
1969	
1970	
1971	
1972	
1973	
1974	
1975	
1976	
1977	
1978	

1979	at SD 30, Oak. 10 at Oak. 45, SD 22
1980	at SD 30, Oak. 24 (OT) at Oak. 38, SD 24 SD 55, at Oak. 21 at SD 23, Oak. 10 at LARai. 28, SD 24
1981	LARai. 41, at SD 34 LARai. 42, at SD 10 at LARai. 30, SD 14 at LARai. 33, SD 30 LARai. 44, at SD 37 at LARai. 34, SD 21
1982	at SD 40, LARai. 34 (OT) at LARai. 17, SD 13 LARai. 37, at SD 31 (OT) SD 23, at LARai. 17 at SD 16, LARai. 14 at LARai. 24, SD 13 LARai. 13, at SD 3 at LARai. 40, SD 14 at SD 14, LARai. 12 LARai. 24, at SD 9 at LARai. 17, SD 12 SD 21, at LARai. 13 LARai. 9, at SD 7 at SD 27, LARai. 3 at SD 36, LARai. 14 SD 30, at LARai. 23 LARai. 12, at SD 7 SD 26, at LARai. 24 LARai. 24, at SD 17 at Oak. 17, SD 7 at SD 12, Oak. 6 SD 40, at Oak. 34 Oak. 32, at SD 14 SD 25, at Oak. 10 Oak. 38, at SD 13 at Oak. 7, SD 6 Oak. 17, at SD 10 at Oak. 28, SD 9 at SD 23, Oak. 20 at Oak. 9, SD 6 Oak. 15, at SD 13 at Oak. 34, SD 24 Oak. 13, at SD 6 SD 27, at Oak. 21 (OT) Oak. 27, at SD 7 at Oak. 34, SD 31 (OT) at SD 21, Oak. 14 at SD 42, Oak. 14 SD 23, at Oak. 17 SD 27, at Oak. 14 at SD 34, Oak. 10 SD 27, at Oak. 0 at SD 21, Oak. 14 at SD 28, Oak. 14 SD 30, at Oak. 17 SD 28, at Oak. 18 at SD 34, Oak. 7 SD 24, at Oak. 20 at SD 24, Oak. 16 at Oak. 35, SD 27 Oak. 28, at SD 13 Oak. 24, at SD 17 SD 38, at Oak. 26 SD 22, at Oak. 14 at SD 24, Oak. 21 at Oak. 27, SD 17 at SD 26, Oak. 13 SD 31, at Oak. 28 at SD 13, Oak. 6 Oak. 37, at SD 29 at Oak. 23, SD 20 (OT) at Oak. 34, SD 31 Oak. 19, at SD 16 LAC 17, at Oak. 16 at LAC 30, Oak. 10 at LAC 26, Oak. 10 LAC 20, at Oak. 6 at Oak. 26, LAC 24 Oak. 24, at LAC 17
1983	
1984	
1985	
1986	
1987	
1988	
1989	
1990	
1991	
1992	
1993	
1994	
1995	
1996	
1997	
1998	
1999	
2000	
2001	
2002	
2003	
2004	
2005	
2006	
2007	
2008	
2009	
2010	
2011	
2012	
2013	
2014	
2015	
2016	
2017	
2018	
2019	

*Franchise in San Diego from 1961-2016

RAIDERS VS. NFL

RAIDERS vs. *LOS ANGELES RAMS

Raiders lead series, 8-6

1972	at Oak 45, LARm. 17
1977	at LARm. 20, Oak. 14
1979	Oak. 24, at LARm. 17
1982	at LARai. 37, LARm. 31
1985	LARai. 16, at LARm. 6
1988	LARm. 22, at LARai. 17
1991	at LARai. 20, LARm. 17
1994	LARai. 20, at LARm. 17
1997	at Oak. 35, StLR. 17
2002	at StLR. 28, Oak. 13
2006	StLR. 20, at Oak. 0
2010	at Oak. 16, StLR. 14
2014	at StLR. 52, Oak. 0
2018	LARm. 33, at Oak. 13

*Franchise in St. Louis from 1995-2015

RAIDERS vs. MIAMI

Series tied, 17-17-1

1966	Oak. 23, at Mia. 14
	at Oak. 21, Mia. 10
1967	at Oak. 31, Mia. 17
1968	Oak. 47, at Mia. 21
1969	at Oak. 20, Mia. 17
	Oak. 20, at Mia. 20
1970	at Mia. 20, Oak. 13
1973	at Oak. 12, Mia. 7 (Berkeley)
1975	Oak. 31, at Mia. 21
1978	at Mia. 23, Oak. 6
1979	at Oak. 13, Mia. 3
1980	at Oak. 16, Mia. 10
1981	Oak. 33, at Mia. 17
1983	at LARai. 27, Mia. 14
1984	LARai. 45, at Mia. 34
1986	LARai. 30, at Mia. 28
1988	Mia. 24, at LARai. 14
1990	LARai. 13, at Mia. 10
1992	at Mia. 20, LARai. 7
1994	at Mia. 20, LARai. 17 (OT)
1996	at Oak. 17, Mia. 7
1997	Mia. 34, at Oak. 16
1998	Mia. 27, at Oak. 17
1999	Mia. 16, at Oak. 9
2001	at Mia. 18, Oak. 15
2002	at Mia. 23, Oak. 17
2005	Mia. 33, at Oak. 21
2007	Oak. 35, at Mia. 17
2008	at Mia. 17, Oak. 15
2010	Mia. 33, at Oak. 17
2011	at Mia. 34, Oak. 14
2012	at Mia. 35, Oak. 13
2014	Mia. 38, at Oak. 14 (London)
2017	Oak. 27, at Mia. 24
2018	at Mia. 28, Oak. 20

RAIDERS vs. MINNESOTA

Raiders lead series, 9-6

1973	at Min. 24, Oak. 16
1977	at Oak. 35, Min. 13
1978	at Oak. 27, Min. 20
1981	Oak. 36, at Min. 10
1984	at LARai. 23, Min. 20
1987	at Min. 31, LARai. 20
1990	LARai. 28, at Min. 24
1993	at LARai. 24, Min. 7
1996	Min. 16, at Oak. 13 (OT)
1999	Oak. 22, at Min. 17
2003	at Oak. 28, Min. 18
2007	at Min. 29, Oak. 22
2011	Oak. 27, at Min. 21
2015	Min. 30, at Oak. 14
2019	at Min. 34, Oak. 14

RAIDERS vs. *NEW ENGLAND

New England leads series, 17-14-1

1960	at Oak. 27, BosP. 14
	at BosP. 34, Oak. 28
1961	at BosP. 20, Oak. 17
	BosP. 35, at Oak. 21
1962	at BosP. 26, Oak. 16
	at Oak. 20, BosP. 0
1963	BosP. 20, at Oak. 14
	at BosP. 20, Oak. 14
1964	BosP. 17, at Oak. 14
	Oak. 43, at BosP. 43
1965	Oak. 24, at BosP. 21
	at Oak. 30, BosP. 21
1966	at BosP. 24, Oak. 21
1967	at Oak. 35, BosP. 7
	Oak. 48, at BosP. 14
1968	at Oak. 41, BosP. 10
1969	Oak. 38, at BosP. 23
1971	at NE 20, Oak. 6
1974	at Oak. 41, NE 26
1976	at NE 48, Oak. 17
1978	NE 21, at Oak. 14
1981	at Oak. 27, NE 17
1985	LARai. 35, at NE 20
1987	at NE 26, LARai. 23
1989	at LARai. 24, NE 21
1994	LARai. 21, at NE 17
2002	at Oak. 27, NE 20
2005	at NE 30, Oak. 20
2008	NE 49, at Oak. 26
2011	NE 31, at Oak. 19
2014	at NE 16, Oak. 9
2017	NE 33, at Oak. 8 (Mexico City)

*Franchise known as Boston Patriots prior to 1971.

RAIDERS vs. NEW ORLEANS

Series tied, 6-6-1

1971	Oak. 21, at NO 21
1975	at Oak. 48, NO 10
1979	Oak. 42, at NO 35
1985	at LARai. 23, NO 13
1988	at NO 20, LARai. 6
1991	at NO 27, LARai. 0
1994	at LARai. 24, NO 19
1997	NO 13, at Oak. 10
2000	Oak. 31, at NO 22
2004	NO 31, at Oak. 26
2008	at NO 34, Oak. 3
2012	NO 38, at Oak. 17
2016	Oak. 35, at NO 34

RAIDERS vs. NEW YORK GIANTS

Raiders lead series, 8-5

1973	at Oak. 42, NYG 0
1980	Oak. 33, at NYG 17
1983	at LARai. 27, NYG 12
1986	NYG 14, at LARai. 9
1989	at NYG 34, LARai. 17
1992	at LARai. 13, NYG 10
1995	Oak. 17, at NYG 13
1998	at Oak. 20, NYG 17
2001	Oak. 28, at NYG 10
2005	NYG 30, at Oak. 21
2009	at NYG 44, Oak. 7
2013	at NYG 24, Oak. 20
2017	at Oak. 24, NYG 17

RAIDERS vs. *NEW YORK JETS

Raiders lead series, 23-18-2

1960	Oak. 28, at NYT 27
	NYT 31, at Oak. 28
1961	NYT 14, at Oak. 6
	at NYT 23, Oak. 12
1962	NYT 28, at Oak. 17
	at NYT 31, Oak. 21
1963	at NYJ 10, Oak. 7
	at Oak. 49, NYJ 26
1964	at NYJ 35, Oak. 13
	at Oak. 35, NYJ 26
1965	Oak. 24, at NYJ 24
	at Oak. 24, NYJ 14
1966	Oak. 24, at NYJ 21
	at Oak. 28, NYJ 28
1967	at NYJ 27, Oak. 14
	at Oak. 38, NYJ 29
1968	at Oak. 43, NYJ 32
1969	Oak. 27, at NYJ 14
1970	Oak. 14, at NYJ 13
1972	at Oak. 24, NYJ 16
1977	Oak. 28, at NYJ 27
1979	at NYJ 28, Oak. 19
1985	at LARai. 31, NYJ 0
1989	LARai. 14, at NYJ 7
1993	at LARai. 24, NYJ 20
1995	Oak. 47, at NYJ 10
1996	Oak. 34, at NYJ 13
1997	at NYJ 23, Oak. 22
1999	at Oak. 24, NYJ 23
2000	at Oak. 31, NYJ 7
2001	NYJ 24, at Oak. 22
2002	at Oak. 26, NYJ 20
2003	NYJ 27, at Oak. 24 (OT)
2005	at NYJ 26, Oak. 10
2006	at NYJ 23, Oak. 3
2008	at Oak. 16, NYJ 13 (OT)
2009	NYJ 38, at Oak. 0
2011	at Oak. 34, NYJ 24
2013	at NYJ 37, Oak. 27
2014	at NYJ 19, Oak. 14
2015	at Oak. 34, NYJ 20
2017	at Oak. 45, NYJ 20
2019	at NYJ 34, Oak. 3

*Franchise known as New York Titans prior to 1963.



RB Jalen Richard - 2016, Oakland 35 at New Orleans 34

RAIDERS VS. NFL



QB Derek Carr - 2016, Oakland 30, Tampa Bay 24 (OT)

RAIDERS vs. TAMPA BAY

Raiders lead series, 7-2

1976	at Oak. 49, TB 16
1981	at Oak. 18, TB 16
1993	at LARai. 27, TB 20
1996	at TB 20, Oak. 17 (OT)
1999	at Oak. 45, TB 0
2004	at Oak. 30, TB 20
2008	Oak. 31, at TB 24
2012	TB 42, at Oak. 32
2016	Oak. 30, at TB 24 (OT)

RAIDERS vs. *TENNESSEE

Raiders lead series, 26-21

1960	HouO. 37, at Oak. 22
	Oak. 14, at HouO. 13
1961	at HouO. 55, Oak. 0
	HouO. 47, at Oak. 16
1962	HouO. 28, at Oak. 20
	at HouO. 32, Oak. 17
1963	Oak. 24, at HouO. 13
	at Oak. 52, HouO. 49
1964	at HouO. 42, Oak. 28
	at Oak. 20, HouO. 10
1965	at Oak. 21, HouO. 17
	Oak. 33, at HouO. 21
1966	at HouO. 31, Oak. 0
	at Oak. 38, HouO. 23
1967	Oak. 19, at HouO. 7
1968	Oak. 24, at HouO. 15
1969	at Oak. 21, HouO. 17
1971	at Oak. 41, HouO. 21
1972	Oak. 34, at HouO. 0
1973	Oak. 17, at HouO. 6
1975	HouO. 27, at Oak. 26
1976	Oak. 14, at HouO. 13
1977	at Oak. 34, HouO. 29
1978	at Oak. 21, HouO. 17
1979	at HouO. 31, Oak. 17
1981	at HouO. 17, Oak. 16
1983	at LARai. 20, HouO. 6
1984	LARai. 24, at HouO. 14
1986	LARai. 28, at HouO. 17
1988	at HouO. 38, LARai. 35
1989	at HouO. 23, LARai. 7
1991	at HouO. 47, LARai. 17
1994	at LARai. 17, HouO. 14
1997	at Ten. 24, Oak. 21(OT)
1999	at Ten. 21, Oak. 14
2001	Ten. 13, at Oak. 10
2002	at Oak. 52, Ten. 25
2003	at Ten. 25, Oak. 20
2004	at Oak. 40, Ten. 35
2005	Oak. 34, at Ten. 25
2007	at Ten. 13, Oak. 9
2010	at Ten. 38, Oak. 13
2013	Ten. 23, at Oak. 19
2015	Oak. 24, at Ten. 21
2016	Oak. 17, at Ten. 10
2017	Oak. 26, at Ten. 16
2019	at Ten. 42, at Oak. 21

*Franchise known as Houston Oilers prior to 1997; known as Tennessee Oilers prior to 1998.

RAIDERS vs. WASHINGTON

Raiders lead series, 7-6

1970	at Oak. 34, Was. 20
1975	Oak. 26, at Was. 23 (OT)
1980	at Oak. 24, Was. 21
1983	at Was. 37, LARai. 35
1986	at Was. 10, LARai. 6
1989	at LARai. 37, Was. 24
1992	LARai. 21, at Was. 20
1995	Oak. 20, at Was. 8
1998	Was. 29, at Oak. 19
2005	Oak. 16, at Was. 13
2009	Was. 34, at Oak. 13
2013	Was. 24, at Oak. 14
2017	at Was. 27, Oak. 10

RAIDERS vs. PHILADELPHIA

Philadelphia leads series, 7-5

1971	at Oak. 34, Phi. 10
1976	Oak. 26, at Phi. 7
1980	at Phi. 10, Oak. 7
1986	Phi. 33, at LARai. 27 (OT)
1989	at Phi. 10, LARai. 7
1992	at Phi. 31, LARai. 10
1995	at Oak. 48, Phi. 17
2001	Oak. 20, at Phi. 10
2005	at Phi. 23, Oak. 20
2009	at Oak. 13, Phi. 9
2013	Phi. 49, at Oak. 20
2017	at Phi. 19, Oak. 10

RAIDERS vs. PITTSBURGH

Raiders lead series, 13-10

1970	at Oak. 31, Pit. 14
1972	at Pit. 34, Oak. 28
1973	Pit. 17, at Oak. 9
1974	Oak. 17, at Pit. 0
1976	at Oak. 31, Pit. 28
1977	Oak. 16, at Pit. 7
1980	Oak. 45, at Pit. 34
1981	at Oak. 30, Pit. 27
1984	Pit. 13, at LARai. 7
1990	at LARai. 20, Pit. 3
1994	Pit. 21, at LARai. 3
1995	Pit. 29, at Oak. 10
2000	at Pit. 21, Oak. 20
2002	Oak. 30, at Pit. 17
2003	at Pit. 27, Oak. 7
2004	at Pit. 24, Oak. 21
2006	at Oak. 20, Pit. 13
2009	Oak. 27, at Pit. 24
2010	at Pit. 35, Oak. 3
2012	at Oak. 34, Pit. 31
2013	at Oak. 21, Pit. 18
2015	at Pit. 38, Oak. 35
2018	at Oak. 24, Pit. 21

RAIDERS vs. SAN FRANCISCO

Series tied, 7-7

1970	SF 38, at Oak. 7
1974	Oak. 35, at SF 24
1979	at Oak. 23, SF 10
1982	LARai. 23, at SF 17
1985	SF 34, at LARai. 10
1988	LARai. 9, at SF 3
1991	at LARai. 12, SF 6
1994	at SF 44, LARai. 14
2000	Oak. 34, at SF 28 (OT)
2002	SF 23, at Oak. 20 (OT)
2006	at SF 34, Oak. 20
2010	at SF 17, Oak. 9
2014	at Oak. 24, SF 13
2018	at SF 34, Oak. 3

RAIDERS vs. SEATTLE

Raiders lead series, 28-25

1977	at Oak. 44, Sea. 7
1978	at Sea. 27, Oak. 7
	Sea. 17, at Oak. 16
	at Sea. 27, Oak. 10
1979	Sea. 29, at Oak. 24
1980	at Oak. 33, Sea. 14
	Oak. 19, at Sea. 17
1981	at Oak. 20, Sea. 10
	Oak. 32, at Sea. 31
1982	at LARai. 28, Sea. 23
1983	at Sea. 38, LARai. 36
	Sea. 34, at LARai. 21
1984	at LARai. 28, Sea. 14
	at Sea. 17, LARai. 14
1985	at Sea. 33, LARai. 3
	at LARai. 13, Sea. 3
1986	at LARai. 14, Sea. 10
	at Sea. 37, LARai. 0
1987	Sea. 35, at LARai. 13
	LARai. 37, at Sea. 14
1988	at Sea. 35, LARai. 27
	Sea. 43, at LARai. 37
1989	Sea. 24, at LARai. 20
	at Sea. 23, LARai. 17
1990	LARai. 17, at Sea. 13
	at LARai. 24, Sea. 17
1991	LARai. 23, at Sea. 20 (OT)
	at LARai. 31, Sea. 7
1992	LARai. 19, at Sea. 0
	at LARai. 20, Sea. 3
1993	LARai. 17, at Sea. 13
	at LARai. 27, Sea. 23
1994	Sea. 38, at LARai. 9
	LARai. 17, at Sea. 16
1995	at Oak. 34, Sea. 14
	at Sea. 44, Oak. 10
1996	Oak. 27, at Sea. 21
	Sea. 28, at Oak. 21
1997	at Sea. 45, Oak. 34
	Sea. 22, at Oak. 21
1998	Oak. 31, at Sea. 18
	at Oak. 20, Sea. 17
1999	at Sea. 22, Oak. 21
	at Oak. 30, Sea. 21
2000	at Oak. 31, Sea. 3
	at Sea. 27, Oak. 24
2001	at Oak. 38, Sea. 14
	at Sea. 34, Oak. 27
2002	at Oak. 31, Sea. 17
2006	at Sea. 16, Oak. 0
2010	at Oak. 33, Sea. 3
2014	at Sea. 30, Oak. 24
2018	Sea. 27, at Oak. 3 (London)

CHAMPIONSHIPS

League championships

- 4 American Football League: 1967
- National Football League: 1976, 1980, 1983

Conference championships

- 4 AFC: 1976, 1980, 1983, 2002

Times finishing first, regular season

- 15 AFL West: 1967, 1969
- AFC West: 1970, 1972, 1973, 1974, 1975, 1976, 1983, 1985, 1990, 2000, 2001, 2002
- AFC: 1982

Consecutive times finishing first, regular season

- 5 1972-76 (AFC West)
- 3 2000-02 (AFC West)
- 2 1969-70 (AFL West, AFC West)
- 1982-83 (AFC, AFC West)

GAMES WON

Most consecutive games won

- 14 Oct. 15, 1967 — Oct. 6, 1968
- Oct. 10, 1976 — Oct. 9, 1977
- 11 Oct. 27, 1968 — Sept. 28, 1969
- 9 Sept. 22-Nov. 17, 1974
- Dec. 5, 1982 — Sept. 25, 1983
- 8 Oct. 20-Dec. 22, 1963

Most consecutive games won, season

- 10 Oct. 15-Dec. 24, 1967
- Oct. 10-Dec. 12, 1976
- 9 Sept. 22-Nov. 17, 1974
- 8 Oct. 20-Dec. 22, 1963
- Oct. 27-Dec. 15, 1968
- 7 Oct. 26-Dec. 8, 1975

Most consecutive games without defeat

- 15 Oct. 27, 1968 — Oct. 26, 1969
- 14 Oct. 15, 1967 — Oct. 6, 1968
- Oct. 10, 1976 — Oct. 9, 1977
- 9 Sept. 22-Nov. 17, 1974
- Dec. 5, 1982 — Sept. 25, 1983

Most games won, regular season

- 13 1967
- 1976
- 12 1968
- 1969
- 1974
- 1983
- 1985
- 1990
- 2000
- 2016

Most consecutive games won, start of season

- 4 1968
- 1977
- 1983
- 1984
- 1990
- 2002

Most consecutive games won, end of season

- 10 1967
- 1976
- 8 1963
- 1968
- 6 1969
- 1972
- 1985

Most consecutive games without defeat, season

- 10 Oct. 15-Dec. 24, 1967
- Oct. 10-Dec. 12, 1976
- 9 Sept. 22-Nov. 17, 1974
- 8 Oct. 20-Dec. 22, 1963
- Oct. 27-Dec. 15, 1968
- 7 Oct. 26-Dec. 8, 1975
- Oct. 11-Nov. 22, 1970

Most consecutive games without defeat, start of season

- 7 1969
- 4 1968
- 1977
- 1983
- 1984
- 1990
- 2002

Most consecutive games without defeat, end of season

- 10 1967
- 1976
- 8 1963
- 1968
- 6 1969
- 1972
- 1985

Most consecutive home games won

- 18 1968-70
- 10 1989-90
- 2000-01
- 9 1966-68
- 1975-77
- 7 1973-74
- 1974-75
- 1982-83



Super Bowl XV

Most consecutive home games won, Oakland

- 18 1968-70
- 10 2000-01
- 9 1966-68
- 1975-77
- 7 1973-74
- 1974-75

Most consecutive home games won, Los Angeles

- 10 1989-90
- 7 1982-83
- 6 1985
- 5 1983-84
- 1990-91

Most consecutive home games without defeat

- 18 1968-70
- 10 1966-68
- 1989-90
- 2000-01
- 9 1975-77
- 8 1972-73

Most consecutive road games won

- 9 1967-68
- 1974-75
- 1976-77
- 6 1983-84
- 5 1986
- 2000
- 2016

TEAM RECORDS

Most consecutive road games without defeat

9	1967-68
	1974-75
	1976-77
7	1968-69
6	1983-84
5	1973
	1986
	2000
	2016

Most shutouts won or tied, season

2	1975
	1992

GAMES LOST

Most consecutive games lost

19	1961-62
16	2013-14
11	2005-06
	2006-07
8	1995-96
7	1987
	1991-92

Most consecutive games without victory

19	1961-62
16	2013-14
11	2005-06
	2006-07
8	1995-96
7	1987
	1991-92

Most games lost, regular season

14	2006
13	1962
	2014
12	Nine times; last: 2018

Most consecutive games lost, start of season

13	1962
10	2014
5	1964
	2006
4	1992

Most consecutive games lost, end of season

9	2006
6	1961
	1995
	2005
	2013
5	1997

Most consecutive games without a victory, season

13	1962
10	2014
9	2006
7	1987
6	Seven times; last: 2013

Most consecutive games without a victory, start of season

13	1962
10	2014
6	1964
5	2006
4	1992

Most consecutive games without a victory, end of season

9	2006
6	1961
	1995
	2005
	2013

Most consecutive home games lost

11	1961-62
9	2013-14
6	2005-06
5	2006-07
4	Seven times; last: 2018

Most consecutive home games lost, Oakland

11	1961-62
9	2013-14
6	2005-06
5	2006-07
4	Seven times; last: 2013

Most consecutive home games lost, Los Angeles

3	1986
	1987
	1988
	1991-92

Most consecutive home games without victory

11	1961-62
9	2013-14
6	2005-06
5	2006-07

Most shutouts lost or tied, season

3	1981
	2006
2	1961

TIE GAMES

Most tie games, season

2	1964
	1970
	1971

Most consecutive tie games

2	Oct. 31-Nov. 7, 1971
---	----------------------

OFFENSE

SCORING

Points

Seasons leading league, scoring

1967	(468 points)
1968	(453 points)
1969	(377 points)

Most consecutive seasons leading league

3	1967-69
---	---------

Most points, season

479	2000
468	1967
453	1968
450	2002
442	1983

Most points, game

59	at Denver; Oct. 24, 2010 (59-14)
52	vs. Houston Oilers; Dec. 22, 1963 (52-49)
	vs. Carolina; Dec. 24, 2000 (52-9)
	vs. Tennessee; Sept. 29, 2002 (52-25)
51	vs. Denver; Sept. 10, 1967 (51-0)
	vs. San Diego; Oct. 29, 1967 (51-10)
50	vs. Buffalo; Oct. 19, 1969 (50-21)
	vs. Atlanta; Oct. 14, 1979 (50-19)

Most points, both teams, game

101	vs. Houston Oilers; Dec. 22, 1963 (52-49 win)
87	vs. Kansas City; Dec. 15, 2013 (31-56 loss)
	vs. Cleveland; Sept. 30, 2018 (45-42 OT win)
86	at Boston; Oct. 16, 1964 (43-43 tie)
80	at L.A. Chargers; Nov. 27, 1960 (52-28 loss)
	vs. Seattle; Dec. 18, 1988 (43-37 loss)
	vs. Kansas City; Nov. 5, 2000 (49-31 win)
	at Buffalo; Oct. 6, 2002 (49-31 win)

Fewest points, both teams, game

6	at San Diego; Oct. 5, 1975 (6-0 win)
9	vs. Chicago; Dec. 27, 1987 (6-3 loss)
10	vs. Cleveland; Nov. 18, 1973 (7-3 loss)
12	at Buffalo; Oct. 5, 1963 (12-0 loss)
	vs. Denver; Dec. 1, 1980 (9-3 win)
	at San Francisco; Nov. 13, 1988 (9-3 win)

Most points, shutout victory

51	vs. Denver; Sept. 10, 1967
45	vs. Tampa Bay; Dec. 19, 1999
42	vs. N.Y. Giants; Nov. 4, 1973
34	at Cincinnati; Nov. 24, 1968
	at San Diego; Sept. 26, 1971
	at Houston Oilers; Oct. 9, 1972

Fewest points, shutout victory

6 at San Diego; Oct. 5, 1975 (6-0 win)

Most points overcome to win, game

24 vs. San Diego; Nov. 22, 1982 (28-24 win, 24-0 deficit)
at Denver; Sept. 26, 1988 (30-27 win, 24-0 deficit)

Most points, each half

First:

38 at Denver; Oct. 24, 2010
31 vs. Tennessee; Sept. 29, 2002
30 at San Diego; Oct. 25, 2015
28 at Kansas City; Jan. 2, 2000 (OT)
vs. Kansas City; Nov. 5, 2000
vs. Cleveland; Sept. 24, 2000
vs. Seattle; Sept. 8, 2002

Second:

31 at Indianapolis; Sept. 10, 2000
29 vs. Buffalo; Dec. 4, 2016
28 vs. Tampa Bay; Dec. 19, 1999
vs. Carolina; Dec. 24, 2000
at Buffalo; Oct. 6, 2002
vs. Cleveland; Sept. 30, 2018 (OT)
26 at Atlanta; Sept. 14, 1997
vs. Kansas City; Dec. 2, 2018

Most points, one quarter

24 at Indianapolis (third qtr.); Sept. 10, 2000
at Denver (first qtr.); Oct. 24, 2010
22 at New Orleans (fourth qtr.); Sept. 11, 2016
vs. Tampa Bay (fourth qtr.); Nov. 4, 2012
21 15 times; last: vs. Cle. (fourth qtr.); Sept. 30, 2018

Most points, each quarter

First:

24 at Denver; Oct. 24, 2010

Second:

21 Seven times; last: at Min.; Nov. 20, 2011

Third:

24 at Indianapolis; Sept. 10, 2000

Fourth:

22 at New Orleans; Sept. 11, 2016
vs. Tampa Bay; Nov. 4, 2012

Most consecutive games scoring

216 Sept. 18, 1966 — Sept. 20, 1981

Touchdowns

Seasons leading league, overall TDs

1967 (58)
1968 (55)
1969 (45)

Most consecutive seasons leading league, overall TDs

3 1967-69

Most overall TDs, season

58 1967
2000
55 1968
54 1983
53 2002

Fewest overall TDs, season

16 2006
17 2009
27 1962
2008
28 2012
2014

Most overall TDs, game

8 at Denver; Oct. 24, 2010
7 vs. N.Y. Jets; Oct. 20, 1963
vs. Houston Oilers; Dec. 22, 1963
vs. Denver; Sept. 10, 1967
vs. San Diego; Oct. 29, 1967
vs. New Orleans; Nov. 9, 1975
vs. Tampa Bay; Nov. 28, 1976
vs. Kansas City; Nov. 5, 2000
vs. Carolina; Dec. 24, 2000
vs. Tennessee; Sept. 29, 2002
at Buffalo; Oct. 6, 2002

Most overall TDs, both teams, game

14 Hou.O. (7) at Oak. (7); Dec. 22, 1963

Most consecutive games, scoring TD

97 Sept. 18, 1966 — Sept. 16, 1973

Points After Touchdown

Most (one-point) PAT, season

56 1967
2000
54 1968
51 1983
50 2002

Fewest (one-point) PAT, season

16 2006
17 2009
20 1962
24 1961
25 2008
2012

Most (one-point) PAT, game

8 at Denver; Oct. 24, 2010
7 vs. N.Y. Jets; Oct. 20, 1963
vs. Houston Oilers; Dec. 22, 1963
vs. San Diego; Oct. 29, 1967
vs. Tampa Bay; Nov. 28, 1976
vs. Kansas City; Nov. 5, 2000
vs. Carolina; Dec. 24, 2000
vs. Tennessee; Sept. 29, 2002
at Buffalo; Oct. 6, 2002

Most (one-point) PAT, both teams, game

14 Hou.O. (7) at Oak. (7); Dec. 22, 1963
12 KC (8) at Oak. (4); Dec. 15, 2013

Most two-point conversions, season

5 2016
2 1960
1961
1962
1997
2002
2007
2012
2017

Most two-point conversions, game

2 at New Orleans; Sept. 11, 2016
vs. San Diego; Sept. 30, 1962

Most two-point conversions, both teams, game

4 vs. Cleveland; Oak. (1) vs. Cle. (3); Sept. 30, 2018
2 Seven times; last: Oak. (2) at NO (0); Sept. 11, 2016

Field Goals

Seasons leading league, field goals

1964 (15)
1993 (35)
2010 (33)

Most field goals attempted, season

44 1993
41 2010
38 1999
37 1969
1980

Fewest field goals attempted, season

16 1982
17 1974
19 1963
1976
20 1978
1990

Most field goals attempted, game

6 at San Diego; Sept. 14, 1980 (OT)
vs. Phoenix; Dec. 10, 1989
at San Diego; Oct. 29, 2000
at Chicago; Oct. 5, 2003
at Arizona; Sept. 26, 2010
vs. Chicago; Nov. 27, 2011
vs. Kansas City; Dec. 16, 2012
vs. Tennessee; Nov. 24, 2013

TEAM RECORDS

Most field goals attempted, both teams, game

9 Pit. (5) at Oak. (4); Nov. 11, 1973
 LARai. (5) at Cin. (4); Nov. 28, 1993
 Oak. (6) at Chi. (3); Oct. 5, 2003
 Ten. (3) at Oak. (6); Nov. 24, 2013

Most field goals, season

35 1993
 33 2010
 31 2011
 2012

Fewest field goals, season

6 1960
 8 1963
 1976
 9 1962
 10 1982

Most field goals, game

6 vs. Chicago; Nov. 27, 2011
 5 vs. Denver; Dec. 11, 1994
 at San Diego; Oct. 29, 2000
 at Chicago; Oct. 5, 2003
 at Minnesota; Nov. 18, 2007
 vs. Kansas City; Dec. 16, 2012

Most field goals, both teams, game

8 Oak. (5) at Chi. (3); Oct. 5, 2003
 Chi. (2) at Oak. (6); Nov. 27, 2011

Most consecutive field goals made

17 Oct. 16, 1994-Oct. 8, 1995
 16 Dec. 6, 2009-Nov. 28, 2010
 15 Dec. 30, 1990-Dec. 8, 1991
 Dec. 18, 2011-Dec. 2, 2012
 14 Sept. 5-Dec. 19, 1993
 Nov. 11, 2018-Present

Safeties

Most safeties, season

3 1981
 2 10 times; last: 2015

Most safeties, game

2 vs. San Diego; Oct. 26, 1975
 1 43 times; last: vs. SD; Dec. 24, 2015

Most safeties, both teams, game

2 SD (0) at Oak. (2); Oct. 26, 1975

FIRST DOWNS

Seasons leading league, first downs

1968 (287)
 1970 (270)
 1972 (297)
 1977 (305)
 2002 (366)

Most first downs, season

366 2002
 356 1983
 337 2000
 334 2016
 328 2011

Fewest first downs, season

175 1982
 187 1962
 200 1961
 225 1965
 2008

Most first downs, rushing, season

159 1975
 156 1977
 145 1972
 143 1983
 137 1976

Fewest first downs, rushing, season

56 2014
 63 1964
 65 1961
 1982
 70 1966

Most first downs, passing, season

226 2002
 200 2012
 198 2016
 197 2018
 196 1999

Fewest first downs, passing, season

95 1982
 100 1962
 110 1971
 116 1961
 122 1972

Most first downs, penalty, season

38 2016
 36 1996
 35 1987
 34 2010
 33 2015

Fewest first downs, penalty, season

12 1966
 15 1962
 1982
 1990
 2008



2002 AFC Championship Game

NET YARDS GAINED

Seasons leading league, yards gained

1968 (5,696)
 1970 (4,829)
 2002 (6,237)

Most yards gained, season

6,237 2002
 6,072 2011
 5,973 2016
 5,819 2019
 5,776 2000

Fewest yards gained, season

2,955 1982
 3,285 1961
 3,687 1962
 3,939 2006
 3,998 1965

Most yards gained, game

626 at Tampa Bay; Oct. 30, 2016
 vs. Denver; Oct. 25, 1964
 604 at Cincinnati; Nov. 24, 1968
 565 vs. Cleveland; Sept. 30, 2018 (OT)
 560 vs. Philadelphia; Nov. 3, 2013
 553 vs. San Diego; Sept. 22, 1996

Fewest yards gained, game

58 vs. San Diego; Oct. 22, 1961
 77 vs. Atlanta; Nov. 2, 2008
 93 at Kansas City; Dec. 7, 1997
 98 vs. Pittsburgh; Oct. 29, 2006
 99 at Houston Oilers; Sept. 9, 1961

Most yards gained, both teams, game

1,139	Oak. (626) at TB (513); Oct. 30, 2016
1,102	Phi. (542) at Oak. (560); Nov. 3, 2013
1,052	Cle. (487) at Oak. (565); Sept. 30, 2018 (OT)
1,047	LARai. (454) at SD (593); Nov. 10, 1985
1,037	Oak. (440) at Pit. (597); Nov. 8, 2015
1,008	HouO. (468) at Oak. (540); Dec. 22, 1963

Fewest yards gained, both teams, game

262	Oak. (160) at Den. (102); Nov. 20, 1966
347	Oak. (286) at KC (61); Nov. 8, 1963
	Sea. (159) at LARai. (188); Nov. 15, 1992
354	SD (195) at Oak. (159); Oct. 11, 1998
357	Oak. (264) at SD (93); Oct. 5, 1975

Most consecutive games, 400-or-more yards gained

5	Oct. 27-Nov. 24, 1968
4	Nov. 23-Dec. 17, 1967
	Nov. 9-30, 1975
	Sept. 8-Oct. 6, 2002
3	Oct. 10-25, 1964
	Oct. 22-Nov. 4, 1973
	Nov. 30-Dec. 13, 1987
	Nov. 4-18, 2012
	Oct. 25-Nov. 8, 2015

Most consecutive games, 300-or-more yards gained

14	Oct. 16, 2011-Sept. 23, 2012
11	Oct. 16, 1983-Sept. 2, 1984
10	Dec. 22, 2001-Oct. 27, 2002
9	Sept. 30-Dec. 2, 2001
8	Oct. 22-Dec. 17, 1967
	Oct. 24, 1976-Sept. 18, 1977
	Nov. 18, 1979-Sept. 21, 1980
	Oct. 18-Dec. 7, 1981
	Sept. 9-Nov. 3, 2019

RUSHING

Attempts

Most rushing attempts, season

681	1977
643	1975
577	1978
561	1974
557	1976

Fewest rushing attempts, season

292	1982
327	2004
331	1964
337	2014
350	1961

Most rushing attempts, game

64	vs. Buffalo; Nov. 28, 1977
62	vs. Atlanta; Nov. 30, 1975 (OT)
61	vs. Kansas City; Dec. 8, 1973
60	vs. Kansas City; Dec. 28, 2002
59	vs. San Diego; Sept. 18, 1977

Fewest rushing attempts, game

7	at Buffalo; Oct. 5, 1963
9	vs. Kansas City; Dec. 5, 2004
10	vs. Boston; Dec. 9, 1961
	vs. Boston; Sept. 22, 1963
	at Tennessee; Sept. 7, 2003

Most rushing attempts, both teams, game

105	Atl. (43) at Oak. (62); Nov. 30, 1975 (OT)
88	Oak. (30) at SD (58); Nov. 20, 1977
85	Oak. (58) at GB (27); Sept. 17, 1978
	HouO. (52) at Oak. (33); Oct. 8, 1978
83	Five times; last: Den. (46) at LARai. (37); Oct. 28, 1984 (OT)

Fewest rushing attempts, both teams, game

35	Oak. (17) at Pit. (18); Sept. 15, 2002
36	Oak. (14) at Den. (22); Nov. 11, 2002
37	Ten. (16) at Oak. (21); Sept. 29, 2002
38	Oak. (10) at Ten. (28); Sept. 7, 2003
40	Three times; last: SD (20) at Oak. (20); Sept. 10, 2012

Yards Gained

Most yards, rushing, season

2,627	1977
2,573	1975
2,510	1973
2,494	2010
2,470	2000

Fewest yards, rushing, season

1,080	1982
1,234	1961
1,240	2014
1,295	2004
1,369	2005

Most yards, rushing, game

356	at Seattle; Nov. 30, 1987
348	at Green Bay; Sept. 17, 1978
328	at Denver; Oct. 24, 2010
309	vs. Cincinnati; Dec. 7, 1969
307	vs. Buffalo; Nov. 28, 1977

Fewest yards, rushing, game

2	vs. San Diego; Oct. 22, 1961
8	vs. Kansas City; Dec. 3, 1995
13	vs. San Diego; Oct. 5, 1997
16	at Miami; Sept. 2, 1966
	vs. Miami; Nov. 28, 2010

Most yards, rushing, both teams, game

440	Oak. (299) at Mia. (141); Sept. 30, 2007
436	Atl. (150) at Oak. (286); Nov. 30, 1975 (OT)
	Oak. (194) at KC (242); Oct. 3, 1977
435	NYJ (316) at Oak. (119); Oct. 25, 2009
434	Cin. (169) at Oak. (265); Oct. 27, 1968

Fewest yards, rushing, both teams, game

61	Oak. (27) at Den. (34); Dec. 13, 2015
77	SD (32) at Oak. (45); Sept. 10, 2012
91	NO (59) at Oak. (32); Nov. 9, 1997
95	Oak. (46) at SD (49); Dec. 26, 1999
104	Oak. (77) at Den. (27); Nov. 11, 2002
	Oak. (83) at Phi. (21); Sept. 25, 2005

Average Gain

Highest average gain, rushing, season

4.95	2010 (504-2,494)
4.77	1996 (456-2,174)
4.75	2000 (520-2,470)
4.63	1960 (444-2,056)
4.63	1987 (475-2,197)

Lowest average gain, rushing, season

3.29	1993 (433-1,425)
3.53	1961 (350-1,234)
3.53	1994 (428-1,512)
3.59	1979 (491-1,763)
3.66	1984 (516-1,886)

Touchdowns

Most TDs, rushing, season

28	1975
23	1960
	2000
21	2002
20	1990
	1977
	1972

Fewest TDs, rushing, season

4	1969
	2012
	2014
5	2006
6	1998
	1986

Most TDs, rushing, game

5	at Indianapolis; Sept. 10, 2000
	at Denver; Oct. 24, 2010
4	13 times; last: vs. NYJ; Sept. 25, 2011

TEAM RECORDS

Most TDs, rushing, both teams, game

- 6 Oak. (2) at LAC (4); Nov. 27, 1960
 Cin. (3) at Oak. (3); Oct. 20, 1974
 Oak. (3) at Mia. (3); Sept. 22, 1975
 Oak. (5) at Ind. (1); Sept. 10, 2000
- 5 32 times; last: Oak. (2) at Dal. (3); Nov. 28, 2013

PASSING

Attempts

Most passes attempted, season

- 629 2012
 2014
- 619 2002
- 605 2015
- 596 2016
- 591 2005

Fewest passes attempted, season

- 267 1982
- 324 1977
- 335 1974
- 336 1990
- 348 1971

Most passes attempted, game

- 65 at Pittsburgh; Sept. 15, 2002 (43 comp.)
- 62 vs. Tampa Bay; Nov. 4, 2012 (40 comp.)
- 60 vs. Kansas City; Oct. 5, 1980 (26 comp.)
- 59 at Tampa Bay; Oct. 30, 2016 (40 comp.)
 vs. Cleveland; Sept. 20, 1992 (33 comp.)
- 58 vs. Cleveland; Sept. 30, 2018 (35 comp.) (OT)

Fewest passes attempted, game

- 9 at Kansas City; Dec. 8, 1974 (3 comp.)
- 10 vs. Miami; Sept. 23, 1973 (4 comp.)
- 10 at Cincinnati; Nov. 24, 1991 (4 comp.)
- 11 at San Francisco; Oct. 27, 1974 (6 comp.)
- 12 Five times; last: at Den.; Nov. 23, 2008 (11 comp.)

Most passes attempted, both teams, game

- 99 Oak. (65) at Pit. (34); Sept. 15, 2002
 Cle. (41) at Oak. (58); Sept. 30, 2018 (OT)
- 98 Ten. (61) at Oak. (37); Dec. 19, 2004
- 94 Was. (63) at LARai. (31); Oct. 29, 1989
 Oak. (45) at Den. (49); Oct. 16, 1995
 Oak. (42) at Phi. (52); Sept. 25, 2005
 Oak. (44) at Pit. (50); Nov. 8, 2015

Fewest passes attempted, both teams, game

- 26 KC (6) at Oak. (20); Dec. 13, 1969
- 29 Oak. (16) at SD (13); Nov. 20, 1977
- 30 Oak. (27) at KC (3); Oct. 20, 1968
 SD (11) at Oak. (19); Sept. 11, 2006
- 31 KC (12) at Oak. (19); Dec. 12, 1970
 Oak. (18) at KC (13); Sept. 30, 1973

Completions

Most passes completed, season

- 418 2002
- 382 2018
- 379 2016
- 376 2012
- 373 2015

Fewest passes completed, season

- 154 1982
- 174 1971
- 175 1962
- 183 1990
- 184 1977

Most passes completed, game

- 43 at Pittsburgh; Sept. 15, 2002 (65 att.)
- 40 at Tampa Bay; Oct. 30, 2016 (59 att.)
 vs. Tampa Bay; Nov. 4, 2012 (62 att.)
- 35 at Denver; Dec. 30, 2001 (49 att.)
 vs. San Diego; Oct. 20, 2002 (45 att.) (OT)
 at Kansas City; Oct. 27, 2002 (55 att.)
 vs. Cleveland; Sept. 30, 2018 (58 att.) (OT)



QB Jim Plunkett

Fewest passes completed, game

- 3 at Kansas City; Dec. 8, 1974 (9 att.)
- 4 at Cincinnati; Nov. 24, 1991 (10 att.)
- 5 at Pittsburgh; Sept. 29, 1974 (12 att.)
 at San Diego; Nov. 20, 1977 (16 att.)
 at Seattle; Dec. 16, 2000 (17 att.)
 vs. Pittsburgh; Oct. 29, 2006 (14 att.)
 at Miami; Sept. 30, 2007 (12 att.)

Most passes completed, both teams, game

- 68 Oak. (34) at Den. (34); Nov. 11, 2002
- 63 Oak. (30) vs. Den. (33); Nov. 9, 2014
- 62 Oak. (30) vs. Bal. (32); Sept. 20, 2015
 Oak. (24) at SD (38); Oct. 25, 2015

- 61 Oak. (43) at Pit. (18); Sept. 15, 2002
 Ten. (40) at Oak. (21); Dec. 19, 2004
 Ten. (32) at Oak. (29); Sept. 29, 2002
 Det. (29) at Oak. (32); Dec. 18, 2011
 Oak. (34) vs. Atl. (26); Sept. 18, 2016
 Pit. (36) at Oak. (24); Sept. 23, 2012

Fewest passes completed, both teams, game

- 10 Oak. (5) at SD (5); Nov. 20, 1977
- 12 Oak. (9) at Buf. (3); Oct. 20, 1962
 Oak. (8) at Cin. (4); Oct. 19, 1975
- 13 Den. (2) at Oak. (11); Sept. 10, 1967
 KC (2) at Oak. (11); Dec. 13, 1969
 Oak. (8) at GB (5); Sept. 24, 1972
 Oak. (10) at SD (3); Oct. 5, 1975

Completion Percentage

Seasons leading league, completion percentage

1976 (64.3)

Highest completion percentage, season

- 68.7 2018 (383-553)
- 67.5 2002 (418-619)
- 65.8 2001 (364-553)
- 64.3 1976 (232-361)
- 63.6 2016 (379-596)

Lowest completion percentage, season

- 39.2 1962 (175-446)
- 43.2 1963 (191-442)
- 44.2 1988 (219-496)
- 45.2 1965 (195-431)
- 47.1 1966 (212-450)

Yards Passing

Seasons leading league, passing yards

- 1969 (3,271)
- 2002 (4,475)

Most gross yards, passing, season

- 4,689 2002
- 4,292 2012
- 4,137 2016
- 4,129 2015
- 4,119 2011
- 4,057 2018

Most net yards, passing, season

4,475 2002
4,084 2012
4,051 2016
3,962 2011
3,879 2015

Fewest net yards, passing, season

1,875 1982
2,051 1961
2,109 1977
2,128 1971
2,263 1973

Most net yards, passing, game

498 at Tampa Bay; Oct. 30, 2016
469 vs. Kansas City; Nov. 3, 1968
427 vs. Denver; Oct. 25, 1964
426 vs. Cleveland; Sept. 30, 2018 (OT)
417 vs. San Diego; Jan. 1, 2012
vs. Kansas City; Oct. 19, 2017



QB Ken Stabler

Fewest net yards, passing, game

0 at San Diego; Dec. 28, 2003
10 vs. Atlanta; Nov. 2, 2008
12 at Kansas City; Dec. 8, 1974
17 vs. Pittsburgh; Oct. 29, 2006
19 at Cincinnati; Nov. 24, 1991

Most net yards, passing, both teams, game

824 Ten. (466) at Oak. (358); Dec. 19, 2004
764 Phi. (414) at Oak. (350); Nov. 3, 2013
761 Ten. (387) at Oak. (374); Sept. 29, 2002
752 Oak. (353) at Buf. (399); Oct. 6, 2002
748 KC (331) at Oak. (417); Oct. 19, 2017

Fewest net yards, passing, both teams, game

50 Oak. (72) at SD (-22); Oct. 5, 1975
74 Oak. (0) at SD (74); Dec. 28, 2003
77 Oak. (30) at SD (47); Nov. 20, 1977
101 Oak. (123) at KC (-22); Nov. 8, 1963
109 NYT (77) at Oak. (32); Oct. 29, 1961

Touchdowns

Most TDs, passing, season

36 1969
34 2015
33 1967
1976
31 1983
1968
1963

Fewest TDs, passing, season

7 2006
9 2003
10 2009
11 1962
13 2008

Most TDs, passing, game

6 vs. Houston Oilers; Dec. 22, 1963
vs. Buffalo; Oct. 19, 1969
5 Eight times; last: vs. Ten.; Dec. 19, 2004

Most TDs, passing, both teams, game

11 Hou.O. (5) at Oak. (6); Dec. 22, 1963
9 Buf. (3) at Oak. (6); Oct. 19, 1969
SD (4) at Oak. (5); Sept. 22, 1996
Ten. (4) at Oak. (5); Dec. 19, 2004
8 Oak. (4) at BosP. (4); Oct. 16, 1964
SD (7) at Oak. (1); Nov. 22, 1981
LARai. (5) at SD (3); Oct. 21, 1984

Passes Had Intercepted

Most passes had intercepted, season

33 1964
31 1978
29 1962
28 1960
1961
1975
1981
1984

Fewest passes had intercepted, season

7 2016
9 2001
10 1990
1997
2002
2018
11 2000
2008

Most passes had intercepted, game

7 vs. Denver; Oct. 16, 1977
6 at San Diego; Nov. 1, 1964
vs. Baltimore Colts.; Nov. 28, 1971
vs. Miami; Dec. 6, 1998
vs. Kansas City; Oct. 23, 2011

Most passes had intercepted, both teams, game

9 Oak. (4) at NYJ (5); Sept. 28, 1963
Oak. (6) at SD (3); Nov. 1, 1964
Oak. (4) at Mia. (5); Sept. 2, 1966
Oak. (4) at Cle. (5); Oct. 6, 1974
8 10 times; last: KC (2) at Oak. (6); Oct. 23, 2011

Times Sacked

Most times sacked, season

72 2006
67 1998
64 1986
58 1997
1963

Fewest times sacked, season

12 1969
18 2016
19 1970
23 1982
24 1971
1972
1974
2017

Most times sacked, game

11 vs. Boston; Sept. 22, 1963
at Seattle; Dec. 8, 1986
10 at Kansas City; Sept. 6, 1998
9 Eight times; last: at KC; Oct. 13, 2013

Most times sacked, both teams, game

17 Phi. (11) at LARai.; Nov. 30, 1986 (OT)
16 BosP. (5) at Oak. (11); Sept. 22, 1963
Oak. (5) at Buf. (11); Oct. 15, 1967
14 NYJ (10) at LARai. (4); Sept. 8, 1985
13 Four times; last: GB (8) at LARai. (5); Nov. 11, 1990

Fewest yards lost by sack/attempting to pass, season

86 2016
104 1969
124 2000
130 2017
155 2001

TEAM RECORDS

SPECIAL TEAMS

PUNTING

Most punts, season

109	2014
98	1981
	1998
96	2003
	2009
93	1997

Fewest punts, season

47	1982
58	1972
59	1964
	1977
	2002

Most punts, game

16	vs. San Diego; Oct. 11, 1998
11	Seven times; last: at Kansas City; Dec. 14, 2014

Fewest punts, game

0	at Denver; Nov. 19, 1972
	at Kansas City; Oct. 3, 1977
	vs. Seattle; Dec. 16, 1979
	vs. Philadelphia; Sept. 24, 1995
	vs. Seattle; Dec. 5, 1999

Most punts, both teams, game

27	SD (11) at Oak. (16); Oct. 11, 1998
21	Cle. (10) at Oak. (11); Nov. 18, 1973
20	Car. (9) at Oak. (11); Nov. 9, 2008
	Oak. (11) at Hou. (9); Nov. 17, 2013
19	Five times; last: Oak. (9) at SD (10); Dec. 28, 2003

Fewest punts, both teams, game

1	Sea. (1) at Oak. (0); Dec. 5, 1999
	SD (0) at Oak. (1); Jan. 1, 2012
2	Five times; last: Oak. (2) at Cin. (0); Dec. 10, 2006

Average Yardage

Highest gross average, punting, season

51.14	2009 (96-4,909)
50.77	2011 (78-3,960)
49.11	2007 (73-3,585)
48.79	2008 (90-4,391)
48.60	2016 (81-3,937)

Lowest gross average, punting, season

35.02	1972 (58-2,031)
37.34	1990 (62-2,315)
37.42	1962 (83-3,106)
38.91	1960 (76-2,958)
39.01	1970 (80-3,121)

PUNT RETURNS

Most punt returns, season

71	1985
67	1984
58	1983
	1975
56	1986

Fewest punt returns, season

15	1961
24	1972
	2004
25	2013
26	1960
27	1982
	1997

Most punt returns, game

9	vs. Denver; Sept. 10, 1967
	at Detroit; Dec. 10, 1984
8	Five times; last: vs. Chicago; Nov. 11, 2007

Most punt returns, both teams, game

16	SD (8) at Oak. (8); Oct. 11, 1998
15	Cle. (7) at LARai. (8); Nov. 16, 1986
14	Chi. (6) at Oak. (8); Nov. 11, 2007
	Car. (7) at Oak. (7); Nov. 9, 2008
12	Four times; last: KC (9) at Oak. (3); Nov. 15, 2009

Fair Catches

Most fair catches, season

32	2001
28	1969
26	1967
	2002
24	1996

Most fair catches, game

5	vs. Atlanta; Nov. 26, 2000
	vs. San Diego; Oct. 20, 2002 (OT)

Yards Gained

Most yards, punt returns, season

785	1985
688	1975
667	1968
666	1983
	1984

Fewest yards, punt returns, season

66	1972
117	1961
132	2004
151	1960
173	2012

Most yards, punt returns, game

225	at Buffalo; Sept. 15, 1968 (7 ret.)
157	vs. Tennessee; Sept. 29, 2002 (2 ret.)
152	at Detroit; Dec. 10, 1984 (9 ret.)
143	vs. Denver; Sept. 10, 1967 (9 ret.)
142	vs. San Diego; Oct. 29, 1967 (6 ret.)

Most yards, punt returns, both teams, game

244	Oak. (225) at Buf. (19); Sept. 15, 1968
207	Oak. (112) at Buf. (95); Dec. 13, 1998
198	Sea. (65) at Oak. (133); Nov. 15, 1998
196	Phi. (99) at LARai. (97); Nov. 30, 1986 (OT)
187	LARai. (152) at Det. (35); Dec. 10, 1984

Average Yardage

Highest average, punt returns, season

13.55	1964 (33-447)
12.96	2008 (44-570)
12.95	2003 (38-492)
12.59	1967 (51-642)
12.18	1994 (40-487)

Lowest average, punt returns, season

2.75	1972 (24-66)
4.92	2009 (36-177)
5.09	2012 (34-173)
5.11	1979 (35-179)
5.50	2004 (24-132)

Touchdowns

Most TDs, punt returns, season

3	2008
2	1963
	1968
	1998
	2002
	2003

Most TDs, punt returns, game

2	vs. Tennessee; Sept. 29, 2002
1	23 times; last: vs. Den.; Dec. 24, 2018

Most TDs, punt returns, both teams, game

2	Phi. (1) at LARai. (1); Nov. 30, 1986 (OT)
	Sea. (1) at Oak. (1); Nov. 15, 1998
	Ten. (0) at Oak. (2); Sept. 29, 2002

KICKOFF RETURNS

Most kickoff returns, season

83 2004
81 1997
80 2005
78 2007
2008

Fewest kickoff returns, season

24 2016
29 2018
34 2017
36 1982
38 1972

Most kickoff returns, game

10 at Seattle; Oct. 26, 1997
9 vs. Seattle; Dec. 18, 1988
9 vs. San Diego; Nov. 22, 1981
8 16 times; last: vs. Mia.; Nov. 28, 2010

Most kickoff returns, both teams, game

18 HouO. (10) at Oak. (8); Dec. 22, 1963
17 Sea. (8) at LARai. (9); Dec. 18, 1988
Oak. (10) at Sea. (7); Oct. 26, 1997
15 Oak. (6) at BosP. (9); Oct. 16, 1964 (OT)
Den. (8) at Oak. (7); Dec. 19, 2010

Yards Gained

Most yards, kickoff returns, season

1,832 2005
1,811 2006
1,777 2008
1,700 2004
1,699 1997

Fewest yards, kickoff returns, season

534 2016
663 2018
738 2017
744 1992
754 1982

Most yards, kickoff returns, game

223 at Seattle; Oct. 26, 1997 (10 ret.)
222 vs. Green Bay; Nov. 11, 1990 (8 ret.)
220 at Seattle; Nov. 11, 2001 (7 ret.)
215 vs. Miami; Nov. 28, 2010 (8 ret.)
206 at Baltimore; Sept. 17, 2006 (7 ret.)

Most yards, kickoff returns, both teams, game

388 Oak. (223) at Sea. (165); Oct. 26, 1997
384 HouO. (269) at Oak. (115); Dec. 22, 1963
369 Oak. (206) at Bal. (163); Sept. 17, 2006
362 SD (269) at Oak. (93); Nov. 18, 2001
353 Sea. (198) at LARai. (155); Dec. 18, 1988

Average Yardage

Highest average, kickoff returns, season

25.96 1975 (51-1,324)
25.00 1964 (61-1,525)
24.81 2006 (73-1,811)
24.03 1973 (39-937)
23.87 1960 (63-1,504)

Lowest average, kickoff returns, season

17.30 1992 (43-744)
17.85 1991 (52-928)
18.17 2009 (66-1,199)
18.55 1977 (49-909)
18.56 1989 (54-1,002)

Touchdowns

Most TDs, kickoff returns, season

3 2010
2 1980
2008

Most TDs, kickoff returns, game

1 18 times; last: vs. Cle.; Oct. 16, 2011

Most TD, kickoff returns, both teams, game

2 NE (1) at Oak. (1); Dec. 14, 2008
1 33 times; last: Min. (1) at Oak. (0); Nov. 15, 2015

FUMBLES

Most fumbles, season

46 1983
42 1981
1984
2007
41 1960

Fewest fumbles, season

16 1965
2011
17 2016
1969
18 2000
19 1963
1967

Most fumbles, game

9 vs. Seattle; Dec. 22, 1996
7 at Detroit; Dec. 10, 1984
at Kansas City; Sept. 6, 1998
vs. Denver; Oct. 4, 1981
6 Nine times; last: vs. KC; Dec. 26, 1998

Most fumbles, both teams, game

11 SF (5) at Oak. (6); Nov. 4, 1979
Phi. (6) at LARai. (5); Nov. 30, 1986 (OT)
Was. (8) at LARai. (3); Oct. 29, 1989
10 HouO. (7) at Oak. (3); Sept. 11, 1960
Den. (4) at LARai. (6); Oct. 28, 1984 (OT)
Sea. (1) at Oak. (9); Dec. 22, 1996

Fumbles Lost

Most fumbles lost, season

25 1983
24 1986
22 2006
21 1968
20 Five times; last: 1984

Fewest fumbles lost, season

7 2016
1969
2011
9 Six times; last: 2005

Most fumbles lost, game

6 vs. Seattle; Dec. 22, 1996
5 Five times; last: vs. Chicago; Sept. 26, 1999

Most fumbles lost, both teams, game

8 SF (4) at Oak. (4); Nov. 4, 1979
7 Seven times; last: Chi. (2) at Oak. (5); Sept. 26, 1999

Fumbles Recovered

Most opponent fumbles recovered, season

22 1979
21 1977
1995
19 1981
18 1989

Fewest opponent fumbles recovered, season

3 2018
5 2006
2014
6 1975
7 1992
2001

Most opponent fumbles recovered, game

4 at Seattle; Nov. 1, 1998
at Pittsburgh; Sept. 15, 2002
at Minnesota; Nov. 18, 2007
3 Nine times; last: vs. SD; Oct. 10, 2010

Touchdowns

Most TD, opponent fumble recoveries, season

5 1978
3 1980
1995
2 12 times; last: 2006

Most TD, opponent fumble recoveries, game

2 vs. Buffalo; Dec. 24, 1967
vs. Philadelphia; Sept. 24, 1995
1 52 times; last: at Den.; Dec. 28, 2014

TEAM RECORDS

Most TD, opponent fumble recoveries, both teams, game

- 3 Buf. (1) at Oak. (2); Dec. 24, 1967
Phi. (1) at Oak. (2); Sept. 24, 1995
- 2 Min. (1) at Oak. (1); Dec. 11, 1977
KC (2) at Oak. (0); Oct. 5, 1980
LARai. (1) at NE (1); Sept. 29, 1985
Hou. (1) at Oak. (1); Dec. 3, 2006
Oak. (1) at Den. (1); Dec. 28, 2014

TURNOVERS

Most turnovers, season

- 51 1964
- 49 1962
1983
1986
- 48 1975
1981
1984

Fewest turnovers, season

- 14 2016
- 17 2019
- 19 2002
- 20 2000
- 23 2005
2008

Most turnovers, game

- 9 vs. San Francisco; Dec. 20, 1970
- 8 vs. Denver; Oct. 16, 1977
vs. Kansas City; Oct. 5, 1980
at Seattle; Oct. 16, 1983
- 7 Eight times; last: vs. Mia.; Dec. 6, 1998

Most turnovers, both teams, game

- 14 Oak. (4) at HouO. (10); Sept. 7, 1963
- 12 BosP. (7) at Oak. (5); Oct. 16, 1960
Oak. (6) at NYT (6); Nov. 11, 1961
Den. (5) at Oak. (7); Oct. 14, 1962
Oak. (6) at NYJ (6); Sept. 28, 1963
Was. (8) at LARai. (4); Oct. 29, 1989

PENALTIES

Seasons leading league, fewest penalties (None)

Seasons leading league, most penalties

- 1963 (93)
- 1966 (80)
- 1968 (81)
- 1969 (100)
- 1975 (101)
- 1982 (86)
- 1984 (143)
- 1991 (117)
- 1993 (148)
- 1994 (156)
- 1995 (134)
- 1996 (156)
- 2016 (147)

Fewest penalties, season

- 53 1961
- 69 1962
1965
- 71 1960
1967

Most penalties, season

- 163 2011
- 156 1994
1996
- 148 1993
2010

Fewest penalties, game

- 0 at Boston; Oct. 26, 1962
at Kansas City; Oct. 20, 1968
vs. Denver; Dec. 19, 1971
at San Diego; Dec. 4, 2005
- 1 12 times; last: vs. Sea.; Dec. 5, 1999

Most penalties, game

- 23 at Tampa Bay; Oct. 30, 2016
- 20 at Denver; Dec. 15, 1996
- 19 at Cleveland; Oct. 12, 2003
- 17 at Houston Oilers; Sept. 7, 1963
at San Diego; Nov. 15, 1987
at San Diego; Dec. 5, 1994
at Tennessee; Sept. 7, 2003

Fewest penalties, both teams, game

- 1 Oak. (0) at SD (1); Dec. 4, 2005
- 2 Oak. (0) at BosP. (2); Oct. 26, 1962
Oak. (0) at KC (2); Oct. 20, 1968
Den. (2) at Oak. (0); Dec. 19, 1971
Oak. (2) at KC (0); Dec. 8, 1974
Sea. (1) at Oak. (1); Dec. 5, 1999

Most penalties, both teams, game

- 31 NYG (15) at Oak. (16); Sept. 13, 1998
- 30 Oak. (20) at Den. (10); Dec. 15, 1996
- 29 Oak. (23) at TB (6); Oct. 30, 2016
- 28 Oak. (17) at Ten. (11); Sept. 7, 2003
- 27 KC (12) at Oak. (15); Nov. 7, 2010 (OT)

Yards Penalized

Fewest yards penalized, season

- 456 1961
- 661 1965
- 682 1990
- 695 1962
- 718 1960

Most yards penalized, season

- 1,358 2011
- 1,276 2010
- 1,274 1969
- 1,266 1996
- 1,251 2016

Fewest yards penalized, game

- 0 at Boston; Oct. 26, 1962
at Kansas City; Oct. 20, 1968
vs. Denver; Dec. 19, 1971
at San Diego; Dec. 4, 2005
- 3 vs. Buffalo; Nov. 24, 1966

Most yards penalized, game

- 200 at Tampa Bay; Oct. 30, 2016
- 186 at San Diego; Nov. 15, 1987
- 180 at San Diego; Oct. 26, 1969
- 176 at Boston; Sept. 28, 1969
- 173 at Kansas City; Oct. 3, 1993
at Tennessee; Sept. 7, 2003

Fewest yards penalized, both teams, game

- 10 Oak. (0) at BosP. (10); Oct. 26, 1962
Oak. (10) at KC (0); Dec. 8, 1974
- 15 Oak. (0) at SD (15); Dec. 4, 2005
- 19 Sea. (14) at Oak. (5); Dec. 5, 1999
- 24 Oak. (0) at KC (24); Oct. 20, 1968
Oak. (14) at GB (10); Dec. 26, 1993

Most yards penalized, both teams, game

- 284 Oak. (173) at Ten. (111); Sept. 7, 2003
- 281 Oak. (176) at BosP. (105); Sept. 28, 1969
- 270 GB (151) at Oak. (119); Oct. 24, 1976
- 264 Oak. (200) at TB (64); Oct. 30, 2016
- 258 Oak. (157) at Den. (101); Dec. 15, 1996
- 258 LARai. (132) at KC (126); Sept. 16, 1984

DEFENSE

SCORING

Seasons leading league, fewest points allowed (None)

Fewest points allowed, season

- 175 1973
- 200 1982
- 228 1974
- 230 1977
- 233 1967
- 1968

Fewest points allowed, 16-game season

268	1990
278	1984
281	1992
283	1978
293	1996

Most points allowed, season

467	2018
458	1961
453	2013
452	2014
443	2012

Most points allowed, game

56	vs. Kansas City; Dec. 15, 2013 (56-31 loss) at Houston Oilers; Sept. 9, 1961 (55-0 loss) vs. San Diego; Nov. 22, 1981 (55-21 loss) at Baltimore; Nov. 11, 2012 (55-20 loss)
52	at L.A. Chargers; Nov. 27, 1960 (52-28 loss) at St. Louis Rams; Nov. 30, 2014 (52-0 loss)
49	vs. Houston Oilers; Dec. 22, 1963 (52-49 win) at Jacksonville; Dec. 23, 2007 (49-11 loss) vs. New England; Dec. 14, 2008 (49-26 loss) vs. Philadelphia; Nov. 3, 2013 (49-20 loss)

Fewest points allowed, shutout loss

12	at Buffalo; Oct. 5, 1963
16	at Detroit; Sept. 27, 1981 at Seattle; Nov. 6, 2006
17	vs. Denver; Oct. 4, 1981
20	vs. St. Louis Rams; Dec. 17, 2006

Fewest overall TDs allowed, season

19	1973
24	1982
26	1968 1990
27	1972 1974

Fewest overall TDs allowed, 16-game season

26	1990
31	1996
32	1992
33	1984 1995

Most overall TDs allowed, season

61	1961
56	2004 2018
54	2013
53	2011
51	2014 2019

Most overall TDs allowed, game

8	vs. San Diego; Nov. 22, 1981 vs. Kansas City; Dec. 15, 2013
7	Nine times; last: at StLR.; Nov. 30, 2014

FIRST DOWNS ALLOWED

Fewest first downs allowed, season

182	1967
194	1973
204	1977
206	1982
211	1966

Fewest first downs allowed, 16-game season

264	1992
266	1990 1999
267	2006
273	1985 1998

Most first downs allowed, season

369	2011
367	2004
345	1997
344	2015 2019

Fewest first downs allowed, rushing, season

53	1982
60	1967
73	1985
83	1968
84	1966

Most first downs allowed, rushing, season

137	1979
135	1961
129	2008
127	2003
126	2009

Fewest first downs allowed, passing, season

92	1973
103	1967
104	1970
172	1972
105	1977



Most first downs allowed, passing, season *1990 Raider defense*

210	2004
206	2011 2015
201	2019
202	2000 2013
199	1997

Fewest first downs allowed, by penalty, season

12	1962
13	1977
14	1973
15	2007
16	1961

Most first downs allowed, by penalty, season

58	2011
52	2019
44	2010 2015
43	1984
42	2004

NET YARDS RUSHING AND PASSING

Fewest yards allowed, season

3,066	1982
3,160	1973
3,294	1967
3,629	1975
3,770	1969

Most yards allowed, season

6,201	2011
6,116	1997
6,102	2018
6,001	2016
5,936	2004

Fewest yards allowed, game

-5	vs. Denver; Sept. 10, 1967
61	at Kansas City; Nov. 8, 1963
83	at Boston; Oct. 22, 1967
89	at Houston Oilers; Oct. 9, 1972
93	at San Diego; Oct. 5, 1975

TEAM RECORDS

Most yards allowed, game

597	at Pittsburgh, Nov. 8, 2015
593	at San Diego; Nov. 10, 1985 (OT)
554	at Seattle; Oct. 26, 1997
552	vs. Tennessee; Dec. 8, 2019
548	vs. Green Bay; Dec. 22, 2003

RUSHING DEFENSE

Seasons leading league, fewest rushing yards allowed

1967 (1,129)

Fewest attempts allowed, rushing, season

234	1982
352	1967
371	1963
383	2000
384	2002

Most attempts allowed, rushing, season

583	1978
548	2009
544	2003
542	2006
	2008

Fewest yards allowed, rushing, season

778	1982
1,129	1967
1,453	2002
1,466	1963
1,470	1973

Most yards allowed, rushing, season

2,555	2008
2,510	2003
2,488	2009
2,397	1962
2,382	1961

Fewest yards allowed, rushing, game

10	vs. N.Y. Jets; Dec. 10, 2000
	vs. Kansas City; Dec. 16, 2012
13	vs. Denver; Oct. 22, 1972
	vs. Buffalo; Dec. 21, 2014
14	at Miami; Nov. 19, 1990
16	vs. New Orleans; Nov. 20, 1994

Most yards allowed, rushing, game

319	at Seattle; Nov. 11, 2001
316	vs. N.Y. Jets; Oct. 25, 2009
306	vs. Buffalo; Nov. 18, 1962
299	vs. Denver; Nov. 6, 2011
296	at New England; Oct. 3, 1976

Fewest touchdowns allowed, rushing, season

4	1990
5	1973
7	1977
	1985
	1996

Most touchdowns allowed, rushing, season

36	1961
24	2007
	2009
23	2008
21	1962
	2003
	2004

Most touchdowns allowed, rushing, game

5	at San Diego; Sept. 17, 1961
	vs. San Diego; Oct. 22, 1961
	at Carolina; Nov. 2, 1997
4	13 times; last: at St.L.; Nov. 30, 2014

PASSING DEFENSE

Seasons leading league, fewest passing yards allowed

1962	(2,306)
1963	(2,589)
1966	(2,118)
2006	(2,413)

Fewest attempts allowed, passing, season

339	1970
348	1972
359	1971
367	1974
	1977

Most attempts allowed, passing, season

641	2015
601	2011
588	2000
570	2002
564	1994

Fewest completions allowed, season

157	1970
164	1969
166	1972
169	1962
170	1973

Fewest completions allowed, game

2	vs. Denver; Sept. 10, 1967 (16 att.)
	at Kansas City; Oct. 20, 1968 (3 att.)
	vs. Kansas City; Dec. 13, 1969 (6 att.)
3	at Buffalo; Oct. 20, 1962 (11 att.)
	at N.Y. Jets; Oct. 10, 1964 (14 att.)
	at San Diego; Oct. 5, 1975 (13 att.)

Most completions allowed, season

404	2015
374	2013
361	2017
359	2000
347	2012

Fewest yards allowed, net passing, season

1,690	1973
1,844	1975
2,089	1970
2,109	1969
2,111	1974

Most yards allowed, net passing, season

4,140	2015
4,120	2016
4,107	2019
4,092	2013
4,023	2011

Fewest yards allowed, net passing, game

-53	vs. Denver; Sept. 10, 1967
-22	at Kansas City; Nov. 8, 1963
	at San Diego; Oct. 5, 1975
-19	at Buffalo; Sept. 15, 1968
-5	vs. Houston; Dec. 3, 2006
-1	at Houston Oilers; Oct. 9, 1972

Most yards allowed, net passing, game

474	vs. Kansas City; Nov. 5, 2000
466	vs. Tennessee; Dec. 19, 2004
434	at Miami; Dec. 2, 1984
431	at Denver; Dec. 14, 1980
426	at San Diego; Nov. 10, 1985 (OT)

Lowest completion percentage allowed, season

38.9	1969 (164-422)
41.2	1967 (189-459)
42.4	1968 (189-446)
42.7	1965 (199-466)
43.0	1975 (171-398)

Highest completion percentage allowed, season

68.1	2013 (374-549)
	2017 (361-530)
66.0	2012 (347-526)
64.1	2019 (337-526)
63.8	2014 (343-538)
63.0	2015 (404-641)

Fewest TDs allowed, passing, season

11	1982
	1992
12	1973
	1974
13	1968
	1976

Most TDs allowed, passing, season

36	2018
33	2013
	2019
31	2011
30	2004
29	2010
	2014

Most TDs allowed, passing, game

- 7 vs. San Diego; Nov. 22, 1981
vs. Philadelphia; Nov. 3, 2013
- 5 vs. Houston Oilers; Dec. 22, 1963
at Seattle; Nov. 28, 1988
at Seattle; Oct. 26, 1997
at San Diego; Oct. 31, 2004
vs. Kansas City; Dec. 15, 2013
vs. Denver; Nov. 9, 2014
at Green Bay; Oct. 20, 2019

SACKS BY

(since 1963; official in 1982)

Most sacks, season

- 67 1967
- 65 1985
- 64 1984
- 63 1986
- 57 1983

Fewest sacks, season

- 13 2018
- 20 1961
- 22 2014
- 23 1962
- 25 2003
- 2004
- 2012
- 2016

Most sacks, game

- 11 at Buffalo; Oct. 15, 1967
at Denver; Nov. 5, 1967
vs. Philadelphia; Nov. 30, 1986 (OT)
- 10 vs. Denver; Dec. 8, 1975
vs. Denver; Oct. 31, 1976
vs. N.Y. Jets; Sept. 8, 1985

Most opponent yards lost, attempting to pass, season

- 666 1967
- 516 1984
- 488 1985
- 484 1983
- 474 1975

Fewest opponent yards lost, attempting to pass, season

- 80 2018
- 147 2016
- 157 2014
- 162 2003
- 168 1961

INTERCEPTIONS BY

Seasons leading league, interceptions by

- 1975 (35)
- 1980 (35)

Most passes intercepted by, season

- 35 1963
- 1975
- 1980
- 30 1967
- 29 1962

Fewest passes intercepted by, season

- 5 2005
- 2017
- 8 2009
- 9 2004
- 2013
- 2014
- 2019
- 10 1997

Most passes intercepted by, game

- 6 at Houston Oilers; Sept. 7, 1963
vs. L.A. Rams; Oct. 29, 1972
- 5 13 times; last: at Dal.; Nov. 9, 1986

Most TDs, interception returns, season

- 4 1965
- 1967
- 1968
- 1969
- 2000

Most TDs, interception returns, game

- 2 at Denver; Nov. 21, 1965
at Kansas City; Nov. 23, 1967
at Kansas City; Nov. 23, 1969
at San Diego; Jan. 2, 1983
at New England; Sept. 29, 1985
vs. Pittsburgh; Oct. 29, 2006
vs. L.A. Chargers; Nov. 7, 2019

Most TDs, interception returns, both teams, game

- 2 14 times; last: KC (2) at Oak. (0); Oct. 23, 2011

SPECIAL TEAMS

PUNT RETURNS

Fewest opponent punt returns, season

- 17 1982
- 21 2002
- 24 1990
- 26 1985
- 1971

Most opponent punt returns, season

- 47 2014
- 42 2013
- 37 1967
- 1969
- 35 5 times; last 2004

Fewest yards allowed, punt returns, season

- 71 1982
- 151 1969
- 153 1990
- 159 1985
- 168 1971

Most yards allowed, punt returns, season

- 787 1998
- 669 2003
- 593 2011
- 514 1981
- 513 2014

Lowest average allowed, punt returns, season

- 4.08 1969 (37-151)
- 4.18 1982 (17-71)
- 5.28 1968 (40-211)
- 5.61 1963 (33-185)
- 6.12 1985 (26-159)

Highest average allowed, punt returns, season

- 14.85 1998 (53-787)
- 14.76 2001 (34-502)
- 14.14 2002 (21-297)
- 13.48 2011 (44-593)
- 12.87 2003 (52-669)

Most touchdowns allowed, punt returns, season

- 2 1983
- 2007
- 2011
- 1 12 times; last: 2018

Most touchdowns allowed, punt returns, game

- 1 17 times; last: at KC; Nov. 25, 2018

KICKOFF RETURNS

Fewest opponent kickoff returns, season

- 15 2017
- 21 2014
- 30 2012
- 2013
- 35 1992
- 2015
- 2019
- 39 1962
- 2018

Most opponent kickoff returns, season

- 82 1967
- 80 2000
- 77 1999
- 75 1968
- 2001

TEAM RECORDS

Fewest yards allowed, kickoff returns, season

298 2017
613 2013
683 2014
690 1992
783 1993

Most yards allowed, kickoff returns, season

1,826 2002
1,707 1967
1,689 2000
1,657 2001
1,652 1968

Most yards allowed, kickoff returns, game

269 vs. Houston Oilers; Dec. 22, 1963 (10 ret.)
269 vs. San Diego; Nov. 18, 2001 (7 ret.)
218 at Kansas City; Nov. 23, 1967 (10 ret.)
215 vs. San Diego; Jan. 1, 2012 (6 ret.)
207 vs. Cincinnati; Dec. 7, 1969 (7 ret.)

Lowest average allowed, kickoff returns, season

15.83 1977 (63-997)
16.89 1986 (63-1,064)
16.97 1989 (59-1,001)
17.40 1993 (45-783)
17.43 1984 (61-1,063)

Highest average allowed, kickoff returns, season

32.52 2014 (21-683)
28.93 2012 (30-868)
28.57 2006 (42-1,200)
25.86 2003 (57-1,474)
25.74 2011 (47-1,210)

Most TDs allowed, kickoff returns, season

2 1989
2012
1 13 times; last: 2015

Most TDs allowed, kickoff returns, game

1 17 times; last: vs. Min.; Nov. 15, 2015

FUMBLES

Fewest opponent fumbles, season

9 2019
10 2018
12 2017
13 2011
14 1975
2004
2012

Most opponent fumbles, season

40 1989
37 1995
36 1960
35 1973
1979

Most opponent fumbles, game

8 vs. Washington; Oct. 29, 1989
7 vs. Houston Oilers; Sept. 11, 1960
vs. Buffalo; Oct. 19, 1969
6 Seven times; last: at Sea.; Nov. 1, 1998

Most opponent fumbles lost, game

5 vs. Buffalo; Oct. 19, 1969
4 13 times; last: at Min.; Nov. 18, 2007

TURNOVERS

Fewest takeaways, season

14 2014
2017
15 2019
17 2018
18 2004
19 1992
2005
2012

Most takeaways, season

52 1963
1980
47 1962
1977
46 1979

Most takeaways, game

10 at Houston Oilers; Sept. 7, 1963
8 vs. Washington; Oct. 29, 1989
7 Eight times; last: at SD; Sept. 14, 1980 (OT)

PENALTIES

Fewest opponent penalties, season

53 1982
54 1966
59 1960
61 1974
62 1961
1975

Most opponent penalties, season

121 1984
120 2011
118 1986
117 1997
2000
2010
2018

Fewest opponent penalties, game

0 at Houston Oilers; Dec. 9, 1962
at Kansas City; Dec. 8, 1974
at Kansas City; Dec. 1, 2019
1 25 times; last: at Den.; Dec. 28, 2014

Most opponent penalties, game

17 vs. Chicago; Sept. 26, 1999
15 at Houston Oilers; Sept. 11, 1988
vs. N.Y. Giants; Sept. 13, 1998
14 Four times; last: vs. TB; Nov. 4, 2012

MISCELLANEOUS

Most blocked opponent kicks, season (since 1995)

5 2000
2015
4 2004
2011
2013
3 1997
2001
2005
2012

Most blocked opponent kicks, game (since 1995)

2 at Kansas City; Dec. 24, 2011 (OT)
vs. San Diego; Oct. 10, 2010
at New England; Sept. 8, 2005
vs. Dallas; Oct. 7, 2001
at San Francisco; Oct. 8, 2000



Super Bowl XVIII

INDIVIDUAL RECORDS

Regular season games only

SERVICE

Most seasons, head coach

10	John Madden, 1969-78
9	Tom Flores, 1979-87
7	Art Shell, 1989-94, 2006
6	Jon Gruden, 1998-2001, 2018-19
3	Al Davis, 1963-65 John Rauch, 1966-68 Jack Del Rio, 2015-17

Most seasons, active player

18	Sebastian Janikowski, 2000-17
16	Tim Brown, 1988-03
15	Jim Otto, 1960-74 Gene Upshaw, 1967-81 Art Shell, 1968-82
14	Fred Biletnikoff, 1965-78 Cliff Branch, 1972-85 Dave Dalby, 1972-85 Ray Guy, 1973-86

Most games played

268	Sebastian Janikowski, 2000-17
240	Tim Brown, 1988-03
217	Gene Upshaw, 1967-81
210	Jim Otto, 1960-74
207	Art Shell, 1968-82
207	Ray Guy, 1973-86
206	Steve Wisniewski, 1989-01 Shane Lechler, 2000-12

Most consecutive games played

210	Jim Otto, 1960-74
207	Gene Upshaw, 1967-81 Ray Guy, 1973-86
205	Dave Dalby, 1972-85

Most consecutive starts

210	Jim Otto, 1960-74
207	Gene Upshaw, 1967-81

OFFENSE

SCORING

Points

Most seasons leading league

1	George Blanda, 1967 Errol Mann, 1977 Marcus Allen, 1982 Jeff Jaeger, 1993
---	--

Most seasons leading team

17	Sebastian Janikowski, 2000-17
7	George Blanda, 1967-73 Chris Bahr, 1980-81, 1983, 1985-88 Jeff Jaeger, 1989-95
2	Seven tied; last: Daniel Carlson (2018-19)

Most consecutive seasons leading team

17	Sebastian Janikowski, 2000-17
7	George Blanda, 1967-73 Jeff Jaeger, 1989-95

Most points, career

1,799	Sebastian Janikowski, 2000-17 (18 seasons, 557 PAT, 414 FG)
863	George Blanda, 1967-75 (9 seasons, 395 PAT, 156 FG)
817	Chris Bahr, 1980-88 (9 seasons, 331 PAT, 162 FG)
667	Jeff Jaeger, 1989-95 (7 seasons, 211 PAT, 152 FG)
626	Tim Brown, 1988-2003 (16 seasons, 104 TD, 1 2-pt. conv.)

Most points, season

142	Sebastian Janikowski, 2010 (43 PAT, 33 FG)
132	Jeff Jaeger, 1993 (27 PAT, 35 FG)
129	Sebastian Janikowski, 2011 (36 PAT, 31 FG)
128	Sebastian Janikowski, 2002 (50 PAT, 26 FG)
124	Sebastian Janikowski, 2016 (37 PAT, 29 FG)

Most points, no TDs, season

142	Sebastian Janikowski, 2010 (43 PAT, 33 FG)
132	Jeff Jaeger, 1993 (27 PAT, 35 FG)
129	Sebastian Janikowski, 2011 (36 PAT, 31 FG)
128	Sebastian Janikowski, 2002 (50 PAT, 26 FG)
124	Sebastian Janikowski, 2016 (37 PAT, 29 FG)

Most seasons, 100-or-more points

10	Sebastian Janikowski, 2000-02, 2004, 2010-13, 2015-16
4	George Blanda, 1967-69, 1973
3	Chris Bahr, 1983-85 Jeff Jaeger, 1989, 1991, 1993
1	Marcus Allen, 1984 Cole Ford, 1996

Most consecutive seasons, 100-or-more points

4	Sebastian Janikowski, 2010-13
3	George Blanda, 1967-69 Chris Bahr, 1983-85 Sebastian Janikowski, 2000-02

Most points, rookie, season

112	Sebastian Janikowski, 2000
84	Marcus Allen, 1982
66	Daniel Carlson, 2018
63	George Fleming, 1961
50	J.D. Smith, 1960

Most points, game

24	Art Powell, vs. HouO.; Dec. 22, 1963 Marcus Allen, vs. SD; Sept. 24, 1984 Harvey Williams, at SD; Nov. 16, 1997 Darren McFadden, at Den.; Oct. 24, 2010
----	--

Most consecutive games, scoring

96	Chris Bahr, Dec. 21, 1981-Oct. 16, 1988
93	Sebastian Janikowski, Sept. 3, 2000-Dec. 31, 2005
83	Sebastian Janikowski, Nov. 1, 2009-Nov. 20, 2014
69	George Blanda, Sept. 26 1971-Dec. 21, 1975
60	George Blanda, Sept. 10, 1967-Dec. 20, 1970

Touchdowns

Most seasons leading league

2	Warren Wells, 1968-69 Marcus Allen, 1982, 1984
1	Art Powell, 1963

Most consecutive seasons leading league

2	Warren Wells, 1968-69
---	-----------------------

Most seasons leading team

9	Tim Brown, 1991-96, 1998, 2000-01
5	Marcus Allen, 1982-85, 1990
4	Art Powell, 1963-66
3	Warren Wells, 1968-70 Mark van Eeghen, 1977-79

Most consecutive seasons leading team

6	Tim Brown, 1991-96
4	Art Powell, 1963-66 Marcus Allen, 1982-85
3	Warren Wells, 1968-70 Mark van Eeghen, 1977-79

Most TDs, career

104	Tim Brown, 1988-2003
98	Marcus Allen, 1982-92
77	Fred Biletnikoff, 1965-78
67	Cliff Branch, 1972-85
54	Clem Daniels, 1961-67

Most TDs, season

18	Marcus Allen, 1984
16	Art Powell, 1963 Pete Banaszak, 1975
14	Warren Wells, 1969 Marcus Allen, 1982 Marcus Allen, 1985

Most TDs, rookie, season

14	Marcus Allen, 1982
8	J.D. Smith, 1960
7	Charlie Smith, 1968 Raymond Chester, 1970 Arthur Whittington, 1978 Tim Brown, 1988 Jacob Ford, 2010 Josh Jacobs, 2019

INDIVIDUAL RECORDS

Most TDs, game

- 4 Art Powell, vs. Hou.O.; Dec. 22, 1963
- Marcus Allen, vs. SD; Sept. 24, 1984
- Harvey Williams, at SD; Nov. 16, 1997
- Darren McFadden, at Den.; Oct. 24, 2010

Most consecutive games, scoring TD

- 6 Warren Wells, Dec. 17, 1968-Oct. 13, 1969
- Charlie Smith, Nov. 12-Dec. 17, 1972
- Marcus Allen, Nov. 10-Dec. 15, 1985
- Mervyn Fernandez, Dec. 18, 1988-Oct. 9, 1989
- Tim Brown, Nov. 5-Dec. 9, 2001
- LaMont Jordan, Sept. 18-Oct. 30, 2005

Points After Touchdown

Most seasons leading league

- 5 George Blanda, 1967-69, 1972, 74
- 1 Mike Mercer, 1963
- Errol Mann, 1977
- Chris Bahr, 1982

Most seasons leading team

- 17 Sebastian Janikowski, 2000-16
- 9 George Blanda, 1967-75
- Chris Bahr, 1980-88
- 7 Jeff Jaeger, 1989-95
- 3 Mike Mercer, 1963-65
- Errol Mann, 1976-78

Most consecutive seasons leading team

- 17 Sebastian Janikowski, 2000-16
- 9 George Blanda, 1967-75
- Chris Bahr, 1980-88
- 7 Jeff Jaeger, 1989-95
- 3 Mike Mercer, 1963-65
- Errol Mann, 1976-78

Most kicking PAT attempted, career

- 563 Sebastian Janikowski, 2000-16
- 403 George Blanda, 1967-75
- 350 Chris Bahr, 1980-88
- 216 Jeff Jaeger, 1989-95
- 119 Mike Mercer, 1963-66

Most kicking PAT attempted, season

- 57 George Blanda, 1967
- 54 George Blanda, 1968
- 53 Chris Bahr, 1983
- 50 Sebastian Janikowski, 2002
- 48 George Blanda, 1975

Most kicking PAT attempted, game

- 8 Sebastian Janikowski, at Den.; Oct. 24, 2010
- 7 10 tied

Most 1-point PATs, career

- 557 Sebastian Janikowski, 2000-16
- 395 George Blanda, 1967-75
- 331 Chris Bahr, 1980-88
- 211 Jeff Jaeger, 1989-95
- 118 Mike Mercer, 1963-66

Most 1-point PATs, season

- 56 George Blanda, 1967
- 54 George Blanda, 1968
- 51 Chris Bahr, 1983
- 50 Sebastian Janikowski, 2002
- 47 Mike Mercer, 1963

Most 1-point PATs, game

- 8 Sebastian Janikowski, at Den.; Oct. 24, 2010
- 7 Mike Mercer, vs. NYJ; Oct. 20, 1963
- Mike Mercer, vs. Hou.O.; Dec. 22, 1963
- George Blanda, vs. SD; Oct. 29, 1967
- Errol Mann, vs. TB; Nov. 28, 1976
- Sebastian Janikowski, vs. Car.; Dec. 24, 2000
- Sebastian Janikowski, vs. Ten.; Sept. 29, 2002

Most consecutive kicking PATs

- 225 Sebastian Janikowski, Dec. 21, 2008-Dec. 6, 2015
- 190 George Blanda, Sept. 10, 1967-Dec. 13, 1969
- 147 Sebastian Janikowski, Sept. 3, 2000-Sept. 28, 2003
- 118 Mike Mercer, Sept. 7, 1963-Sept. 2, 1966
- 101 Sebastian Janikowski, Dec. 5, 2004-Dec. 14, 2008

Highest kicking PAT percentage, career (100 att.)

- .992 Mike Mercer, 1963-66 (118-119)
- .989 Sebastian Janikowski, 2000-16 (557-563)
- .980 George Blanda, 1967-75 (395-403)
- .977 Jeff Jaeger, 1989-95 (211-216)
- .946 Chris Bahr, 1980-88 (331-350)

Most kicking PAT, no misses, season

- 54 George Blanda, 1968
- 50 Sebastian Janikowski, 2002
- 46 Sebastian Janikowski, 2000
- 45 George Blanda, 1969
- 44 George Blanda, 1972

Most kicking PAT, no misses, game

- 8 Sebastian Janikowski, at Den.; Oct. 24, 2010
- 7 Mike Mercer, vs. NYJ; Oct. 20, 1963
- Mike Mercer, vs. Hou.O.; Dec. 22, 1963
- George Blanda, vs. SD; Oct. 29, 1967
- Errol Mann, vs. TB; Nov. 28, 1976
- Sebastian Janikowski, vs. Car.; Dec. 24, 2000
- Sebastian Janikowski, vs. Ten.; Sept. 29, 2002

Most 2-point conversions, career

- 3 Michael Crabtree, 2015-17
- Seth Roberts, 2015-16
- 2 Harvey Williams, 1994-98
- Rich Gannon, 1999-2004
- Jerry Porter, 2000-07
- Ronald Curry, 2002-08
- Amari Cooper, 2015-16

- 1 16 tied; last: Jordy Nelson, 2018

Most 2-point conversions, season

- 2 Jerry Porter, 2002
- Ronald Curry, 2007
- Amari Cooper, 2016
- Seth Roberts, 2016
- Michael Crabtree, 2017

- 1 22 tied; last: Jordy Nelson, 2018

Most 2-point conversions, game

- 1 32 tied; last: Jordy Nelson, 2018

Field Goals

Most seasons leading league

- 1 Jeff Jaeger, 1993
- Sebastian Janikowski, 2010



K Jeff Jaeger

Most seasons leading team

- 17 Sebastian Janikowski, 2000-16
- 9 George Blanda, 1967-75
- Chris Bahr, 1980-88
- 7 Jeff Jaeger, 1989-95
- 3 Mike Mercer, 1963-65
- Errol Mann, 1976-78

Most consecutive seasons leading team

- 17 Sebastian Janikowski, 2000-16
- 9 George Blanda, 1967-75
- Chris Bahr, 1980-88
- 7 Jeff Jaeger, 1989-95
- 3 Mike Mercer, 1963-65
- Errol Mann, 1976-78

Most field goals attempted, career

515	Sebastian Janikowski, 2000-16
249	George Blanda, 1967-75
	Chris Bahr, 1980-88
204	Jeff Jaeger, 1989-95
62	Mike Mercer, 1963-66
	Cole Ford, 1995-97

Most field goals attempted, season

44	Jeff Jaeger, 1993
41	Sebastian Janikowski, 2010
37	George Blanda, 1969
	Chris Bahr, 1980
35	Sebastian Janikowski, 2011
	Sebastian Janikowski, 2016

Most field goals attempted, game

6	Chris Bahr, at SD; Sept. 14, 1980
	Jeff Jaeger, vs. PhoC, Dec. 10, 1989
	Sebastian Janikowski, at SD; Oct. 29, 2000
	Sebastian Janikowski, at Chi.; Oct. 5, 2003
	Sebastian Janikowski, at Ari.; Sept. 26, 2010
	Sebastian Janikowski, vs. Chi.; Nov. 27, 2011
	Sebastian Janikowski, vs. KC; Dec. 16, 2012
	Sebastian Janikowski, vs. Ten.; Nov. 24, 2013

Most field goals, career

414	Sebastian Janikowski, 2000-16
162	Chris Bahr, 1980-88
156	George Blanda, 1967-75
152	Jeff Jaeger, 1989-95
45	Cole Ford, 1995-97

Most field goals, season

35	Jeff Jaeger, 1993
33	Sebastian Janikowski, 2010
31	Sebastian Janikowski, 2011
	Sebastian Janikowski, 2012
29	Jeff Jaeger, 1991
	Sebastian Janikowski, 2016

Most field goals, rookie, season

22	Sebastian Janikowski, 2000
16	Daniel Carlson, 2018
11	George Fleming, 1961
8	Cole Ford, 1995
4	Fred Steinfort, 1976

Most field goals, game

6	Sebastian Janikowski, vs. Chi.; Nov. 27, 2011
5	Jeff Jaeger, vs. Den.; Dec. 11, 1994
	Sebastian Janikowski, at SD; Oct. 29, 2000
	Sebastian Janikowski, at Chi.; Oct. 5, 2003
	Sebastian Janikowski, at Min.; Nov. 18, 2007
	Sebastian Janikowski, vs. KC; Dec. 16, 2012

Most field goals, quarter

4	Sebastian Janikowski, at Chi.; Oct. 5, 2003 (second quarter)
---	---

Most consecutive games, scoring field goals

16	Sebastian Janikowski, Sept. 10, 2000-Sept. 30, 2001
	Sebastian Janikowski, Dec. 6, 2009-Nov. 28, 2010
15	Jeff Jaeger, Dec. 30, 1990-Dec. 8, 1991
	Jeff Jaeger, Sept. 5, 1993-Jan. 2, 1994
	Jeff Jaeger, Oct. 16, 1994-Nov. 12, 1995
	Sebastian Janikowski, Dec. 18, 2011-Dec. 2, 2012

Most consecutive field goals

20	Sebastian Janikowski, Nov. 16, 2008-Nov. 15, 2009
19	Sebastian Janikowski, Dec. 24, 2011-Oct. 21, 2012
17	Daniel Carlson, Nov. 11, 2018-Sept. 15, 2019
13	Sebastian Janikowski, Sept. 25-Nov. 20, 2011
12	Chris Bahr, Dec. 23, 1985-Oct. 5, 1986
	Jeff Jaeger, Sept. 8-Oct. 13, 1991
	Jeff Jaeger, Nov. 20, 1994-Oct. 8, 1995

Longest field goal made

63	Sebastian Janikowski, at Den.; Sept. 12, 2011
61	Sebastian Janikowski, at Cle.; Dec. 27, 2009
59	Sebastian Janikowski, vs. Ind.; Dec. 26, 2010
57	Sebastian Janikowski, vs. NYJ; Oct. 19, 2008
	Sebastian Janikowski, vs. KC; Dec. 16, 2012
	Sebastian Janikowski, vs. SF; Dec. 7, 2014
56	Sebastian Janikowski, at KC; Sept. 14, 2008
	Sebastian Janikowski, at Det.; Nov. 22, 2015
	Sebastian Janikowski, vs. SD; Oct. 9, 2016
55	Five times; last: Sebastian Janikowski, at Cin.; Nov. 25, 2012

Longest field goal attempted

76	Sebastian Janikowski, vs. SD; Sept. 28, 2008
66	Sebastian Janikowski, vs. Was.; Dec. 13, 2009
65	Sebastian Janikowski, vs. Det.; Dec. 19, 2011
64	Sebastian Janikowski, vs. Hou.; Nov. 4, 2007
	Sebastian Janikowski, vs. Jac.; Oct. 21, 2012
63	Chris Bahr, vs. Cle.; Nov. 16, 1986
	Sebastian Janikowski, at Den.; Sept. 12, 2011
61	Three times; last: Sebastian Janikowski, vs. Cle.; Dec. 2, 2012

Highest field-goal percentage, career (50 att.)

.804	Sebastian Janikowski, 2000-16 (414-515)
.745	Jeff Jaeger, 1989-95 (152-204)
.726	Cole Ford, 1995-97 (45-62)
.651	Chris Bahr, 1980-88 (162-249)
.627	George Blanda, 1967-75 (156-249)

Highest field-goal percentage, season (1 att. per game)

.912	Sebastian Janikowski, 2012 (31-34)
.897	Sebastian Janikowski, 2009 (26-29)
.893	Sebastian Janikowski, 2004 (25-28)
.886	Sebastian Janikowski, 2011 (31-35)
.880	Sebastian Janikowski, 2003 (22-25)

Most field goals, no misses, game

6	Sebastian Janikowski, vs. Chi.; Nov. 27, 2011
5	Jeff Jaeger, vs. Den.; Dec. 11, 1994
	Sebastian Janikowski, at Min.; Nov. 18, 2007
4	19 times; last: S.Janikowski, at SD; Dec. 18, 2016

Most field goals, 50-or-more yards, career

55	Sebastian Janikowski, 2000-16
13	Jeff Jaeger, 1989-95
7	Chris Bahr, 1980-88
3	Giorgio Tavecchio, 2017
	Daniel Carlson, 2018
1	George Fleming, 1961
	George Blanda, 1967-75
	Greg Davis, 1998
	Cole Ford, 1995-97
	Joe Nedney, 1999

Most field goals, 50-or-more yards, season

7	Sebastian Janikowski, 2011
6	Sebastian Janikowski, 2007
	Sebastian Janikowski, 2009
	Sebastian Janikowski, 2012
4	Jeff Jaeger, 1993
	Sebastian Janikowski, 2010
	Sebastian Janikowski, 2015

Most field goals, 50-or-more yards, game

3	Sebastian Janikowski, at Hou.; Oct. 9, 2011
2	Sebastian Janikowski, at Ten.; Oct. 28, 2007
	Sebastian Janikowski, vs. Ind.; Dec. 26, 2010
	Sebastian Janikowski, vs. KC; Dec. 16, 2012
	Giorgio Tavecchio, at Ten.; Sept. 10, 2017

Safeties

Most safeties, career

3	Ted Hendricks, 1975-83
2	Lyle Alzado, 1982-85
	Greg Townsend, 1983-97
1	Several players

Most safeties, season

1	Several times; last: Denico Autry, vs. SD; Dec. 24, 2015
---	--

Most safeties, game

1	Several times; last: Denico Autry, vs. SD; Dec. 24, 2015
---	--

INDIVIDUAL RECORDS

RUSHING

Attempts

Most seasons leading league
(None)

Most seasons leading team

- 8 Marcus Allen, 1982-88, 1990
- 5 Clem Daniels, 1962-66
- 4 Marv Hubbard, 1971-74
- Mark van Eeghen, 1976-80
- Justin Fargas, 2006-09
- 3 Hewritt Dixon, 1967-68, 1970
- Napoleon Kaufman, 1996-98
- Tyrone Wheatley, 1999-2000, 2003
- Darren McFadden, 2010, 2012, 2014



RB Marcus Allen

Most consecutive seasons leading team

- 7 Marcus Allen, 1982-88
- 5 Clem Daniels, 1962-66
- Mark van Eeghen, 1976-80
- 4 Marv Hubbard, 1971-74
- Justin Fargas, 2006-09
- 3 Napoleon Kaufman, 1996-98

Most attempts, career

- 2,090 Marcus Allen, 1982-92
- 1,475 Mark van Eeghen, 1974-81
- 1,133 Clem Daniels, 1961-67
- 1,038 Darren McFadden, 2008-14
- 978 Napoleon Kaufman, 1995-2000

Most attempts, season

- 380 Marcus Allen, 1985
- 324 Mark van Eeghen, 1977
- 282 Harvey Williams, 1994
- 275 Marcus Allen, 1984
- 272 Napoleon Kaufman, 1997
- LaMont Jordan, 2005

Most attempts, rookie, season

- 242 Josh Jacobs, 2019
- 172 Arthur Whittington, 1978
- 160 Marcus Allen, 1982
- 156 Greg Robinson, 1993
- 142 Napoleon McCallum, 1986

Most attempts, game

- 36 Mark van Eeghen, at NYJ; Oct. 23, 1977
- 33 Marcus Allen, at GB; Sept. 13, 1987
- Justin Fargas, vs. Den.; Dec. 2, 2007
- 32 Tyrone Wheatley, vs. Min.; Nov. 16, 2003
- 31 Clem Daniels, at KC; Nov. 8, 1963
- Mark van Eeghen, at Den.; Oct. 30, 1977
- Marcus Allen, vs. Cin.; Nov. 17, 1985
- Napoleon Kaufman, vs. Cin.; Oct. 25, 1998
- Five times; last: Darren McFadden, vs. KC; Dec. 16, 2012

Yards Gained

Most seasons leading league

- 1 Clem Daniels, 1963
- Marcus Allen, 1985

Most seasons leading team

- 7 Marcus Allen, 1982-88
- 6 Clem Daniels, 1962-67
- 5 Mark van Eeghen, 1976-80
- 4 Marv Hubbard, 1971-74
- 3 Napoleon Kaufman, 1996-98
- Tyrone Wheatley, 1999-2000, 2003
- Justin Fargas, 2006-08
- Darren McFadden, 2010, 2012, 2014

Most consecutive seasons leading team

- 7 Marcus Allen, 1982-88
- 6 Clem Daniels, 1962-67
- 5 Mark van Eeghen, 1976-80
- 4 Marv Hubbard, 1971-74
- 3 Napoleon Kaufman, 1996-98
- Justin Fargas, 2006-08

Most yards rushing, career

- 8,545 Marcus Allen, 1982-92
- 5,907 Mark van Eeghen, 1974-81
- 5,103 Clem Daniels, 1961-67
- 4,792 Napoleon Kaufman, 1995-2000
- 4,394 Marv Hubbard, 1969-75

Most seasons, 1,000-or-more yards rushing

- 3 Mark van Eeghen, 1976-78
- Marcus Allen, 1983-85
- 1 Clem Daniels, 1963
- Marv Hubbard, 1972
- Harvey Williams, 1995
- Napoleon Kaufman, 1997
- Tyrone Wheatley, 2000
- LaMont Jordan, 2005
- Justin Fargas, 2007
- Darren McFadden, 2010
- Latavius Murray, 2015
- Josh Jacobs, 2019

Most consecutive seasons, 1,000-or-more yards rushing

- 3 Mark van Eeghen, 1976-78
- Marcus Allen, 1983-85

Most yards rushing, season

- 1,759 Marcus Allen, 1985
- 1,294 Napoleon Kaufman, 1997
- 1,273 Mark van Eeghen, 1977
- 1,168 Marcus Allen, 1984
- 1,157 Darren McFadden, 2010

Most yards rushing, rookie, season

- 1,150 Josh Jacobs, 2019
- 697 Marcus Allen, 1982
- 661 Arthur Whittington, 1978
- 591 Greg Robinson, 1993
- 554 Bo Jackson, 1987

Most yards rushing, game

- 227 Napoleon Kaufman, vs. Den.; Oct. 19, 1997
- 221 Bo Jackson, at Sea.; Nov. 30, 1987
- 200 Clem Daniels, vs. NYJ; Oct. 20, 1963
- 187 Clem Daniels, at Hou.O.; Dec. 9, 1962
- Hewritt Dixon, at Hou.O.; Sept. 29, 1968
- 179 Justin Fargas, at Mia.; Sept. 30, 2007

Most yards rushing, rookie, game

- 221 Bo Jackson, at Sea.; Nov. 30, 1987
- 177 Michael Bush, at TB; Dec. 28, 2008
- 164 Darren McFadden, at KC; Sept. 14, 2008
- 156 Marcus Allen, vs. Sea.; Dec. 5, 1982
- 149 Carry Todd, at Hou.O.; Nov. 7, 1965

Most games, 100-or-more yards rushing, career

- 22 Marcus Allen, 1982-92
- 15 Clem Daniels, 1961-67
- 14 Napoleon Kaufman, 1995-2000
- 13 Darren McFadden, 2008-14
- 10 Marv Hubbard, 1969-75

INDIVIDUAL RECORDS

Most games, 100-or-more yards rushing, season

- 11 Marcus Allen, 1985
- 6 Napoleon Kaufman, 1997
- Darren McFadden, 2010
- 5 Mark van Eeghen, 1977
- Josh Jacobs, 2019
- 4 Clem Daniels, 1963
- Clem Daniels, 1965
- Bo Jackson, 1989
- Napoleon Kaufman, 1998
- Justin Fargas, 2007

Most consecutive games, 100-or-more yards rushing

- 11 Marcus Allen, Oct. 6-Dec. 23, 1985
- 3 Marv Hubbard, Oct. 27-Nov. 10, 1974
- Bo Jackson, Oct. 29-Nov. 12, 1989
- Bo Jackson, Dec. 2-16, 1990
- Napoleon Kaufman, Sept. 14-28, 1997



RB Bo Jackson

Longest run from scrimmage

- 93 Terrelle Pryor, vs. Pit.; Oct. 27, 2013
- 92 Bo Jackson, vs. Cin.; Nov. 5, 1989
- 91 Bo Jackson, at Sea.; Nov. 30, 1987
- 90 Latavius Murray, vs. KC; Nov. 20, 2014
- 89 Kenny King, vs. SD; Oct. 12, 1980
- 88 Bo Jackson, vs. Cin.; Dec. 16, 1990 (no TD)
- 87 Jack Larscheid, vs. Bos.; Oct. 16, 1960
- 83 Napoleon Kaufman, vs. Den.; Oct. 19, 1997
- Tony Teresa, vs. Buf.; Nov. 13, 1960
- 80 Napoleon Kaufman, vs. NYG; Sept. 13, 1998
- Tyrone Wheatley, vs. Sea.; Oct. 22, 2000
- Rashad Jennings, at Hou.; Nov. 17, 2013

Average Gain

Highest average gain, career (750 att.)

- 4.90 Napoleon Kaufman, 1995-2000 (978-4,792)
- 4.81 Marv Hubbard, 1969-75 (913-4,394)
- 4.53 Clarence Davis, 1971-78 (804-3,640)
- 4.50 Clem Daniels, 1961-67 (1,133-5,103)
- 4.09 Darren McFadden, 2008-14 (1,038-4,247)

Highest average gain, season (75 att.)

- 6.94 Terrelle Pryor, 2013 (83-576)
- 6.84 Bo Jackson, 1987 (81-554)
- 5.94 Rich Gannon, 2000 (89-529)
- 5.92 Jalen Richard, 2016 (83-491)
- 5.83 Napoleon Kaufman, 1996 (150-874)

Highest average gain, game (10 att.)

- 12.28 Bo Jackson, at Sea.; Nov. 30, 1987 (18-221)
- 12.23 Bo Jackson, vs. Cin.; Nov. 5, 1989 (13-159)
- 11.75 Tony Teresa, vs. Buf.; Nov. 13, 1960 (12-141)
- 11.50 Kenny King, vs. SD; Oct. 12, 1980 (12-138)
- 11.00 Marv Hubbard, at Hou.O.; Dec. 2, 1973 (11-121)

Touchdowns

Most seasons leading league

- 1 Pete Banaszak, 1975
- Marcus Allen, 1982

Most seasons leading team

- 8 Marcus Allen, 1982-88, 1990
- 4 Charlie Smith, 1968-70, 1972
- Pete Banaszak, 1971, 1974-76
- Mark van Eeghen, 1977-80
- 3 Clem Daniels, 1962, 1965-66
- Harvey Williams, 1994-95, 1998
- Tyrone Wheatley, 1999-2000, 2004
- Zack Crockett, 2001-03
- Michael Bush, 2009-11
- Darren McFadden, 2008, 2012, 2014
- Latavius Murray, 2014-16

Most consecutive seasons leading team

- 7 Marcus Allen, 1982-88
- 4 Mark van Eeghen, 1977-80
- 3 Charlie Smith, 1968-70
- Pete Banaszak, 1974-76
- Zack Crockett, 2001-03
- Michael Bush, 2009-11
- Latavius Murray, 2014-16

Most rushing TDs, career

- 79 Marcus Allen, 1982-92
- 47 Pete Banaszak, 1966-78
- 35 Mark van Eeghen, 1974-81
- Zack Crockett, 1999-2006
- 32 Tyrone Wheatley, 1999-2004
- 30 Clem Daniels, 1961-67

Most rushing TDs, season

- 16 Pete Banaszak, 1975
- 13 Marcus Allen, 1984
- 12 Marcus Allen, 1990
- Latavius Murray, 2016
- 11 Marcus Allen, 1982
- Marcus Allen, 1985

Most rushing TDs, rookie, season

- 11 Marcus Allen, 1982
- 7 Arthur Whittington, 1978
- Josh Jacobs, 2019
- 6 J.D. Smith, 1960
- 5 Charlie Smith, 1968

Most rushing TDs, game

- 3 Tony Teresa, at BosP; Nov. 4, 1960
- Clem Daniels, vs. Hou.O.; Nov. 6, 1966
- Pete Banaszak, at Was.; Nov. 23, 1975
- Pete Banaszak, vs. KC; Dec. 21, 1975
- Mark van Eeghen, vs. Atl.; Oct. 14, 1979
- Booker Russell, vs. SD; Oct. 25, 1979
- Marcus Allen, vs. LARm.; Dec. 18, 1982
- Marcus Allen, vs. SD; Sept. 24, 1984
- Marcus Allen, at Mia.; Dec. 2, 1984
- Marcus Allen, vs. SD; Oct. 28, 1985
- Marcus Allen, vs. KC; Nov. 25, 1990
- Rich Gannon, at Ind.; Sept. 10, 2000
- LaMont Jordan, vs. Buf.; Oct. 23, 2005
- Daunte Culpepper, at Mia.; Sept. 30, 2007
- Darren McFadden, at Den.; Oct. 24, 2010
- Latavius Murray, vs. Den.; Nov. 6, 2016

Most consecutive games, rushing for TDs

- 5 Charlie Smith, Nov. 12-Dec. 11, 1972
- Mark van Eeghen, Oct. 29-Nov. 26, 1978
- Marcus Allen, Oct. 30-Nov. 27, 1983
- 4 Clem Daniels, Dec. 2, 1962-Sept. 7, 1963
- Hewritt Dixon, Dec. 10, 1967-Sept. 15, 1968
- Art Whittington, Sept. 17-Oct. 8, 1978
- Harvey Williams, Sept. 17-Oct. 8, 1995
- Zack Crockett, Nov. 5-26, 2000

INDIVIDUAL RECORDS

PASSING

Passer Rating *(current rating system implemented in 1973)*

Most seasons leading league

- Tom Flores, 1960
Ken Stabler, 1976

Highest passer rating, career (800 att.)

- Rich Gannon, 1999-2004
- Derek Carr, 2014-19
- Carson Palmer, 2011-12
- Jeff Hostetler, 1993-96
- Ken Stabler, 1970-79

Highest passer rating, season (200 att.)

- Ken Stabler, 1976
- Derek Carr, 2019
- Rich Gannon, 2002
- Derek Carr, 2016
- Rich Gannon, 2001

Highest passer rating, game (12 att.)

- Jay Schroeder, vs. Sea.; Nov. 17, 1991
- Jay Schroeder, at Min.; Dec. 22, 1990
- Rich Gannon, vs. SD; Nov. 14, 1999
- Ken Stabler, at Chi.; Nov. 7, 1976
- Daryle Lamonica, at Mia.; Sept. 21, 1968

Attempts

Most seasons leading league

- Daryle Lamonica, 1969
Rich Gannon, 2002

Most seasons leading team

- Ken Stabler, 1973-79
- Daryle Lamonica, 1967-72
Derek Carr, 2014-19
- Tom Flores, 1960-61, 1963, 1965-66
Rich Gannon, 1999-03
- Jim Plunkett, 1980, 1982-83, 1986
Marc Wilson, 1981, 1984-85, 1987
Jay Schroeder, 1988, 1990-92
Jeff Hostetler, 1993-96

Most consecutive seasons leading team

- Ken Stabler, 1973-79
- Daryle Lamonica, 1967-72
Derek Carr, 2014-19
- Rich Gannon, 1999-03
- Jeff Hostetler, 1993-96
- Jay Schroeder, 1990-92

Most passes attempted, career

- Derek Carr, 2014-19
- Ken Stabler, 1970-79
- Rich Gannon, 1999-2004
- Daryle Lamonica, 1967-74
- Jim Plunkett, 1979-86

Most passes attempted, season

- Rich Gannon, 2002
- Derek Carr, 2014
- Derek Carr, 2015
- Kerry Collins, 2005
Carson Palmer, 2012
- Derek Carr, 2016

Most passes attempted, rookie, season

- Derek Carr, 2014
- Matt McGloin, 2013
- JaMarcus Russell, 2007
- Todd Marinovich, 1991
- David Humm, 1975

Most passes attempted, game

- Rich Gannon, at Pit.; Sept. 15, 2002
- Carson Palmer, vs. TB; Nov. 4, 2012
- Todd Marinovich, vs. Cle.; Sept. 20, 1992
Derek Carr, at TB; Oct. 30, 2016
- Derek Carr, vs. Cle.; Sept. 20, 2018
- Derek Carr, at KC; Dec. 14, 2014

Completions

Most seasons leading league

- Daryle Lamonica, 1969
Rich Gannon, 2002

Most seasons leading team

- Ken Stabler, 1973-79
- Daryle Lamonica, 1967-72
Derek Carr, 2014-19
- Tom Flores, 1960-61, 1963, 1965-66
Rich Gannon, 1999-03
- Jim Plunkett, 1980, 1982-83, 1986
Marc Wilson, 1981, 1984-85, 1987
Jay Schroeder, 1988, 1990-92
Jeff Hostetler, 1993-96

Most consecutive seasons leading team

- Ken Stabler, 1973-79
- Daryle Lamonica, 1967-72
Derek Carr, 2014-19
- Rich Gannon, 1999-03
- Jeff Hostetler, 1993-96
- Jay Schroeder, 1990-92

Most passes completed, career

- Derek Carr, 2014-19
- Rich Gannon, 1999-2004
- Ken Stabler, 1970-79
- 1,138 Daryle Lamonica, 1967-74
- 960 Jim Plunkett, 1979-86

Most passes completed, season

- Rich Gannon, 2002
- Derek Carr, 2018
- Rich Gannon, 2001
- Derek Carr, 2019
- Derek Carr, 2016

Most passes completed, rookie, season

- Derek Carr, 2014
- Matt McGloin, 2013
- JaMarcus Russell, 2007
- Todd Marinovich, 1991
- Chon Gallegos, 1962
- David Humm, 1975



QB Ken Stabler

Most passes completed, game

- Rich Gannon, at Pit.; Sept. 15, 2002
- Derek Carr, at TB; Oct. 30, 2016
- Carson Palmer, vs. TB; Nov. 4, 2012
- Rich Gannon, at Den.; Dec. 30, 2001
Rich Gannon, vs. SD; Oct. 20, 2002
Rich Gannon, at KC; Oct. 27, 2002
Derek Carr, vs. Cle.; Sept. 30, 2018

Completion Percentage

Most seasons leading league

- 2 Ken Stabler, 1973, 1976
- 1 Tom Flores, 1960

Highest completion percentage, career (500 att.)

- 62.6 Rich Gannon, 1999-2004 (1,533-2,448)
- 61.3 Derek Carr, 2014-17 (1,378-2,247)
- 60.9 Carson Palmer, 2011-12 (544-893)
- 59.9 Ken Stabler, 1970-79 (1,486-2,481)
- 58.5 Jeff Hostetler, 1993-96 (913-1,562)

Highest completion percentage, season (140 att.)

- 70.4 Derek Carr, 2019 (361-513)
- 68.9 Derek Carr, 2018 (381-553)
- 67.6 Rich Gannon, 2002 (418-618)
- 66.7 Ken Stabler, 1976 (194-291)
- 65.8 Rich Gannon, 2001 (361-549)

Highest completion percentage, rookie, season

- 58.1 Derek Carr, 2014
- 57.5 Todd Marinovich, 1991
- 55.9 Matt McGloin, 2013
- 54.5 JaMarcus Russell, 2007
- 51.4 Chon Gallegos, 1962

Highest completion percentage, game (20 att.)

- 90.6 Derek Carr, at Den., Sept. 16, 2018 (29-32)
- 89.5 Rich Gannon, at Den., Nov. 11, 2002 (34-38)
- 86.2 Ken Stabler, at BalC.; Oct. 28, 1973 (25-29)
- 85.2 Jeff Hostetler, vs. Min.; Sept. 5, 1993 (23-27)
- 84.8 Rich Gannon, at KC, Oct. 15, 2000 (28-33)

Yards Passing

Most seasons leading league

- 1 Daryle Lamonica, 1969
- Jeff George, 1997

Most seasons leading team

- 7 Ken Stabler, 1973-79
- 6 Daryle Lamonica, 1967-72
- Derek Carr, 2014-19
- 5 Tom Flores, 1960-61, 1963, 1965-66
- Rich Gannon, 1999-03
- 4 Jim Plunkett, 1980, 1982-83, 1986
- Marc Wilson, 1981, 1984-85, 1987
- Jay Schroeder, 1988, 1990-92
- Jeff Hostetler, 1993-96

Most consecutive seasons leading team

- 7 Ken Stabler, 1973-79
- 6 Daryle Lamonica, 1967-72
- Derek Carr, 2014-19
- 5 Rich Gannon, 1999-03
- 4 Jeff Hostetler, 1993-96
- 3 Jay Schroeder, 1990-92

Most yards passing, career

- 22,793 Derek Carr, 2014-19
- 19,078 Ken Stabler, 1970-79
- 17,585 Rich Gannon, 1999-2004
- 16,655 Daryle Lamonica, 1967-74
- 12,665 Jim Plunkett, 1979-86
- 11,760 Marc Wilson, 1980-87
- 11,635 Tom Flores, 1960-66
- 11,122 Jeff Hostetler, 1993-96

Most seasons, 3,000-or-more yards passing

- 6 Derek Carr, 2014-19
- 4 Rich Gannon, 1999-2002
- 3 Daryle Lamonica, 1967-69
- 2 Jeff Hostetler, 1993-94
- Kerry Collins, 2004-05
- 1 Ken Stabler, 1979
- Jeff George, 1997
- Carson Palmer, 2012

Most consecutive seasons, 3,000-or-more yards passing

- 6 Derek Carr, 2014-19
- 4 Rich Gannon, 1999-2002
- 3 Daryle Lamonica, 1967-69
- 2 Jeff Hostetler, 1993-94
- Kerry Collins, 2004-05

Most yards passing, season

- 4,689 Rich Gannon, 2002
- 4,054 Derek Carr, 2019
- 4,049 Derek Carr, 2018
- 4,018 Carson Palmer, 2012
- 3,987 Derek Carr, 2015

Most yards passing, rookie, season

- 3,270 Derek Carr, 2014
- 1,547 Matt McGloin, 2013
- 373 JaMarcus Russell, 2007
- 298 Chon Gallegos, 1962
- 246 David Humm, 1975

Most yards passing, game

- 513 Derek Carr, at TB; Oct. 30, 2016
- 437 Derek Carr, vs. Cle.; Sept. 30, 2018
- 427 Cotton Davidson, vs. Den.; Oct. 25, 1964
- 424 Jeff Hostetler, vs. SD; Oct. 31, 1993
- 417 Carson Palmer, vs. SD; Jan. 1, 2012
- Derek Carr, vs. KC; Oct. 19, 2017

Most games, 300-or-more yards passing, career

- 20 Rich Gannon, 1999-2004
- 18 Derek Carr, 2014-19
- 11 Daryle Lamonica, 1967-74
- 10 Jim Plunkett, 1979-86
- Carson Palmer, 2011-12
- 8 Ken Stabler, 1970-79
- Marc Wilson, 1980-87



QB Rich Gannon

Most games, 300-or-more yards passing, season

- 10 Rich Gannon, 2002
- 6 Carson Palmer, 2012
- 6 Derek Carr, 2015
- 5 Daryle Lamonica, 1968
- 4 Cotton Davidson, 1964
- Rich Gannon, 2001
- Kerry Collins, 2004
- Carson Palmer, 2011
- Derek Carr, 2016
- Derek Carr, 2018

Most consecutive games, 300-or-more yards passing

- 6 Rich Gannon, Sept. 15-Oct. 27, 2002
- 3 Cotton Davidson, Oct. 16-Nov. 1, 1964
- Daryle Lamonica, Nov. 3-24, 1968
- Rich Gannon, Nov. 24-Dec. 8, 2002
- Carson Palmer, Nov. 4-18, 2012
- Derek Carr, Nov. 1-15, 2015
- Derek Carr, Oct. 19-Nov. 5, 2017

INDIVIDUAL RECORDS

Longest pass completion

99	Jim Plunkett (to Cliff Branch), at Was.; Oct. 2, 1983
94	George Blanda (to Warren Wells), vs. Den.; Nov. 10, 1968
93	Tom Flores (to Dobie Craig), vs. NY; Oct. 20, 1963 (no TD)
92	Marc Wilson (to Marcus Allen), vs. Sea.; Oct. 7, 1984 (no TD)
90	Cotton Davidson (to Dick Dorsey), at SD; Dec. 2, 1962 (no TD)
88	Ken Stabler (to Cliff Branch), vs. GB; Oct. 24, 1976
87	Derek Carr (to Amari Cooper), at LAC; Dec. 31, 2017
86	Jim Plunkett (to Cliff Branch), at Phi.; vs. Phi.; 2018
	JaMarcus Russell (to Zach Miller), vs. Nev.; Oct. 18, 2009
85	Tom Flores (to Charley Fuller), at Buf; Nov. 5, 1961 (no TD)
	Jay Schroeder (to Mervyn Fernandez), at NO; Oct. 23, 1988

Average Gain

Most seasons leading league

1	Ken Stabler, 1976
	Jay Schroeder, 1990

Highest average gain, career (800 att.)

7.69	Ken Stabler, 1970-79
7.58	Carson Palmer, 2011-12
7.42	Jim Plunkett, 1979-86
7.41	Daryle Lamonica, 1967-74
7.37	Jay Schroeder, 1988-92

Highest average gain, season (200 att.)

9.41	Ken Stabler, 1976
8.62	Tom Flores, 1966
8.53	Jay Schroeder, 1990
8.51	Tom Flores, 1963
8.39	Carson Palmer, 2011

Highest average gain, game (20 att.)

14.95	Carson Palmer, at SD; Nov. 10, 2011
14.33	Daryle Lamonica, at Mia.; Sept. 21, 1968
14.03	Tom Flores, vs. Hou.O.; Dec. 22, 1963
13.25	Jeff Hostetler, vs. SD; Oct. 31, 1993
13.04	Ken Stabler, at Den.; Oct. 22, 1973



QB Daryle Lamonica

Touchdowns

Most seasons leading league

2	Daryle Lamonica, 1967, 1969
	Ken Stabler, 1974, 1976

Most TD passes, career

150	Ken Stabler, 1970-79
148	Daryle Lamonica, 1967-74
143	Derek Carr, 2014-18
114	Rich Gannon, 1999-2004
92	Tom Flores, 1960-66

Most TD passes, season

34	Daryle Lamonica, 1969
32	Derek Carr, 2015
30	Daryle Lamonica, 1967, 1969
29	Jeff George, 1997
28	Rich Gannon, 2000
	Derek Carr, 2016

Most TD passes, rookie, season

21	Derek Carr, 2014
8	Matt McGloin, 2013
3	David Humm, 1975
	Todd Marinovich, 1991
2	Chon Gallegos, 1962
	JaMarcus Russell, 2007

Most TD passes, game

6	Tom Flores, vs. Hou.O.; Dec. 22, 1963
	Daryle Lamonica, vs. Buf; Oct. 19, 1969
5	Tom Flores, vs. Den.; Dec. 15, 1963
	Cotton Davidson, vs. Den.; Oct. 25, 1964
	Marc Wilson, at SD; Oct. 21, 1984
	Rich Gannon, vs. Car.; Dec. 24, 2000
	Kerry Collins, vs. Ten.; Dec. 19, 2004

Most games, four-or-more TD passes, career

7	Daryle Lamonica, 1967-74
6	Ken Stabler, 1970-79
	Derek Carr, 2014-19
5	Rich Gannon, 1999-2004
3	Jeff Hostetler, 1993-96
2	Tom Flores, 1960-66
	Marc Wilson, 1980-87
	Kerry Collins, 2004-05
	Cotton Davidson, 1963-68

Most games, four-or-more TD passes, season

2	Tom Flores, 1963
	Cotton Davidson, 1964
	Daryle Lamonica, 1967
	Daryle Lamonica, 1968
	Daryle Lamonica, 1969
	Ken Stabler, 1974
	Ken Stabler, 1975
	Rich Gannon, 2000
	Kerry Collins, 2004
	Derek Carr, 2015
	Derek Carr, 2016

Most consecutive games, four-or-more TD passes

2	Tom Flores, Dec. 15-22, 1963
	Derek Carr, Nov. 1-8, 2015

Most consecutive games, TD pass

25	Daryle Lamonica, Dec. 8, 1968-Nov. 15, 1970
19	Rich Gannon, Nov. 5, 2001-Nov. 11, 2002
18	Derek Carr, Dec. 18, 2016-Dec. 31, 2017
15	Ken Stabler, Dec. 14, 1975-Sept. 18, 1977
14	Derek Carr, Nov. 29, 2015-Oct. 30, 2016

Passes Had Intercepted

Most passes had intercepted, career

143	Ken Stabler, 1970-79
115	Daryle Lamonica, 1967-74
86	Marc Wilson, 1980-87
83	Tom Flores, 1960-66
81	Jim Plunkett, 1979-86

Most passes had intercepted, season

30	Ken Stabler, 1978
25	Daryle Lamonica, 1969
24	Ken Stabler, 1975
23	Cotton Davidson, 1962
22	Ken Stabler, 1979

Fewest passes had intercepted, season (200 att.)

4	Rich Gannon, 2003 (225 attempts)
5	Rick Mirer, 2003 (221 attempts)
6	Derek Carr, 2016 (560 attempts)
7	Steve Buerlein, 1988 (238 attempts)
8	Marc Wilson, 1987 (266 attempts)
	JaMarcus Russell, 2008 (368 attempts)
	Jason Campbell, 2010 (329 attempts)
	Matt McGloin, 2013 (211 attempts)
	Derek Carr, 2019 (515 attempts)

INDIVIDUAL RECORDS

Most passes had intercepted, game

7	Ken Stabler, vs. Den.; Oct. 16, 1977
6	Cotton Davidson, at SD; Nov. 1, 1964
	Donald Hollas, vs. Mia.; Dec. 6, 1998
5	Daryle Lamonica, at Cin.; Nov. 2, 1969
	Ken Stabler, at Mia.; Dec. 10, 1978
	Ken Stabler, at NY; Oct. 21, 1979
	Jim Plunkett, vs. KC; Oct. 5, 1980

Most attempts, no interceptions, game

59	Derek Carr, at TB; Oct. 30, 2016
56	Derek Carr, at KC; Dec. 14, 2014
54	Derek Carr, at Cle.; Oct. 26, 2014
52	Derek Carr, vs. KC; Oct. 19, 2017
48	Kerry Collins, vs. NYG; Dec. 31, 2005

Lowest Percentage, Passes Had Intercepted

Most seasons leading league

2	Daryle Lamonica, 1967-68
1	Tom Flores, 1965

Lowest percentage, career (800 att.)

1.87	Derek Carr, 2014-19 (62 int., 3,313 att.)
2.04	Rich Gannon, 1999-2004 (50 int., 2,448 att.)
2.97	Kerry Collins, 2004-05 (32 int., 1,078 att.)
3.14	Jeff Hostetler, 1993-96 (49 int., 1,562 att.)
3.36	Carson Palmer, 2011-12 (30 int., 893 att.)

Lowest percentage, season (200 att.)

1.07	Derek Carr, 2016 (6 int., 560 att.)
1.56	Derek Carr, 2019 (8 int., 513 att.)
1.62	Rich Gannon, 2002 (10 int., 618 att.)
1.64	Rich Gannon, 2001 (9 int., 549 att.)
1.73	Jeff George, 1997 (9 int., 521 att.)

Times Sacked (since 1963; sack became official in 1982)

Most times sacked, career

189	Ken Stabler, 1970-79
178	Jim Plunkett, 1979-86
171	Marc Wilson, 1980-87
171	Derek Carr, 2014-19
162	Rich Gannon, 1999-2004

Most times sacked, season

58	Jeff George, 1997
51	Derek Carr, 2018
49	Rich Gannon, 1999
46	Andrew Walter, 2006
42	Jim Plunkett, 1983

Most times sacked, game

10	Jeff George, at KC; Sept. 6, 1998
9	Steve Beuerlein, vs. LARm.; Sept. 18, 1988
	Andrew Walter, at Sea.; Nov. 6, 2006
	Terrelle Pryor, at KC; Oct. 13, 2013
8	Jim Plunkett, at Phi.; Nov. 23, 1980
	Jim Plunkett, at Sea.; Oct. 16, 1983
	Marc Wilson, vs. SD; Sept. 28, 1986
	Marc Wilson, vs. Chi.; Dec. 27, 1987
	Donald Hollas, vs. Mia.; Dec. 6, 1998

RECEIVING

Most seasons leading league, receptions

2	Todd Christensen, 1983, 1986
1	Fred Biletnikoff, 1971
	Tim Brown, 1997

Most seasons leading team, receptions

11	Tim Brown, 1988, 1992-2001
6	Fred Biletnikoff, 1968-73
5	Todd Christensen, 1982-86
4	Art Powell, 1963-66
3	Cliff Branch, 1974-75, 1979
	Dave Casper, 1976-78
	Zach Miller, 2008-10
	Michael Crabtree, 2015-17

Most consecutive seasons leading team, receptions

10	Tim Brown, 1992-2001
6	Fred Biletnikoff, 1968-73
5	Todd Christensen, 1982-86
4	Art Powell, 1963-66
3	Dave Casper, 1976-78
	Zach Miller, 2008-10
	Michael Crabtree, 2015-17

Most receptions, career

1,070	Tim Brown, 1988-2003
589	Fred Biletnikoff, 1965-78
501	Cliff Branch, 1972-85
461	Todd Christensen, 1979-88
446	Marcus Allen, 1982-92

Most seasons, 50-or-more receptions

11	Tim Brown, 1993-2003
4	Art Powell, 1963-66
	Fred Biletnikoff, 1968-69, 1971-72
	Marcus Allen, 1983-85, 1987
	Todd Christensen, 1983-86



WR Fred Biletnikoff

Most receptions, season

104	Tim Brown, 1997
95	Todd Christensen, 1986
92	Todd Christensen, 1983
	Jerry Rice, 2002
91	Tim Brown, 2001
	Charlie Garner, 2002
90	Tim Brown, 1996
	Tim Brown, 1999
	Darren Waller, 2019

Most receptions, rookie, season

72	Amari Cooper, 2015
49	Hunter Renfrow, 2019
44	Zach Miller, 2007
43	Tim Brown, 1988
42	Raymond Chester, 1970

Most receptions, game

14	Tim Brown, vs. Jac.; Dec. 21, 1997
	Brandon Myers, vs. Cle.; Dec. 2, 2012
13	Tim Brown, at KC; Oct. 27, 2002
	Darren McFadden, vs. SD; Sept. 10, 2012
	Darren Waller, at Min.; Sept. 22, 2019
12	Dave Casper, at NE; Oct. 3, 1976
	Tim Brown, vs. Dal.; Nov. 19, 1995
	Amari Cooper, at TB; Oct. 30, 2016

Receiving Yards

Most seasons leading league

1	Art Powell, 1963
	Warren Wells, 1969
	Cliff Branch, 1974

INDIVIDUAL RECORDS

Most seasons leading team

- 10 Tim Brown, 1992-2001
- 6 Cliff Branch, 1974-76, 1979-80, 1982
- 4 Art Powell, 1963-66
- Todd Christensen, 1983-86
- 3 Fred Biletnikoff, 1967, 1971-72
- Warren Wells, 1968-70
- Mervyn Fernandez, 1988-89, 1991
- Zach Miller, 2008-10

Most consecutive seasons leading team

- 10 Tim Brown, 1992-2001
- 4 Art Powell, 1963-66
- Todd Christensen, 1983-86
- 3 Warren Wells, 1968-70
- Cliff Branch, 1974-76
- Zach Miller, 2008-10

Most yards receiving, career

- 14,734 Tim Brown, 1988-2003
- 8,974 Fred Biletnikoff, 1965-78
- 8,685 Cliff Branch, 1972-85
- 5,872 Todd Christensen, 1979-88
- 4,491 Art Powell, 1963-66

Most seasons, 1,000-or-more yards receiving

- 9 Tim Brown, 1993-2001
- 3 Art Powell, 1963-64, 1966
- Todd Christensen, 1983-84, 1986
- 2 Warren Wells, 1968-69
- Cliff Branch, 1974, 1976
- Todd Christensen, 1983-84
- Jerry Rice, 2001-02
- Amari Cooper, 2015-16

Most yards receiving, season

- 1,408 Tim Brown, 1997
- 1,361 Art Powell, 1964
- 1,344 Tim Brown, 1999
- 1,342 Tim Brown, 1995
- 1,309 Tim Brown, 1994
- 1,304 Art Powell, 1963
- 1,260 Warren Wells, 1969
- 1,247 Todd Christensen, 1983
- 1,211 Jerry Rice, 2002

Most yards receiving, rookie, season

- 1,070 Amari Cooper, 2015
- 771 James Jett, 1993
- 725 Tim Brown, 1988
- 665 Jessie Hester, 1985
- 618 Denarius Moore, 2011
- 605 Hunter Renfrow, 2019

Most yards receiving, game

- 247 Art Powell, vs. HouO.; Dec. 22, 1963
- 210 Amari Cooper, vs. KC; Oct. 19, 2017
- 206 Art Powell, at BosP.; Oct. 8, 1965
- 198 Warren Wells, vs. Den.; Oct. 11, 1970
- 193 Jessie Hester, vs. Phi.; Nov. 30, 1986
- 190 Tim Brown, vs. NYJ; Oct. 24, 1999
- 183 Tim Brown, at Buf.; Dec. 5, 1993

Most games, 200-or-more yards receiving, career

- 2 Art Powell, 1963-66
- 1 Amari Cooper, 2015-17

Most games, 100-or-more yards receiving, career

- 43 Tim Brown, 1988-2003
- 22 Cliff Branch, 1972-85
- 21 Fred Biletnikoff, 1965-78
- 18 Art Powell, 1963-66
- 14 Warren Wells, 1967-70
- Todd Christensen, 1979-88

Most games, 100-or-more yards receiving, season

- 7 Art Powell, 1964
- Warren Wells, 1968
- Tim Brown, 1997
- 6 Cliff Branch, 1976
- Tim Brown, 1995

Most consecutive games, 100-or-more yards receiving

- 3 Art Powell, Oct. 10-25, 1964
- Warren Wells, Oct. 27-Nov. 10, 1968
- Cliff Branch, Nov. 3-17, 1974
- Cliff Branch, Oct. 24-Nov. 7, 1976
- Tim Brown, Oct. 24-Nov. 14, 1999

Longest pass reception

- 99 Cliff Branch (from Jim Plunkett), at Was.; Oct. 2, 1983
- 94 Warren Wells (from George Blanda), vs. Den.; Nov. 10, 1968
- 93 Dobie Craig (from Tom Flores), vs. NYJ; Oct. 20, 1963 (no TD)
- 92 Marcus Allen (from Marc Wilson), vs. Sea.; Oct. 7, 1984 (no TD)
- 90 Dick Dorsey (from Cotton Davidson), at SD; Dec. 2, 1962 (no TD)
- 88 Cliff Branch (from Ken Stabler), vs. GB; Oct. 24, 1976
- 87 Amari Cooper (from Derek Carr), at LAC; Dec. 31, 2017
- 86 Cliff Branch (from Jim Plunkett), at Phi.; Nov. 23, 1980
- Zach Miller (from JaMarcus Russell), vs. Phi.; Oct. 18, 2009
- 85 Charley Fuller (from Tom Flores), at Buf.; Nov. 5, 1961 (no TD)
- Mervyn Fernandez (from Jay Schroeder), at NO; Oct. 23, 1988

Average Gain

Highest average gain, career (145 rec.)

- 23.29 Warren Wells, 1967-70 (156-3,634)
- 20.03 Willie Gault, 1988-93 (149-2,985)
- 19.36 Dokie Williams, 1983-87 (148-2,866)
- 18.01 Mervyn Fernandez, 1987-92 (209-3,764)
- 17.68 Art Powell, 1963-66 (254-4,491)

Highest average gain, season (24 rec.)

- 26.81 Warren Wells, 1969 (47-1,260)
- 25.97 Mervyn Fernandez, 1988 (31-805)
- 24.64 Willie Gault, 1989 (28-690)
- 24.15 Cliff Branch, 1976 (46-1,111)
- 23.36 James Jett, 1993 (33-771)

Highest average gain, game (3 rec.)

- 57.33 Clem Daniels, vs. Buf.; Sept. 15, 1963 (3-172)
- 48.25 Jessie Hester, vs. Phi.; Nov. 30, 1986 (4-193)
- 43.25 Marcus Allen, vs. Sea.; Oct. 7, 1984 (4-173)
- 42.33 Warren Wells, at Den.; Nov. 10, 1968 (3-127)
- 41.67 Raghieb Ismail, vs. Ind.; Oct. 22, 1995 (3-125)

Touchdown Receptions

Most seasons leading league

- 2 Warren Wells, 1968-69
- Cliff Branch, 1974, 1976
- 1 Art Powell, 1963

Most consecutive seasons leading league

- 2 Warren Wells, 1968-69

Most seasons leading team

- 10 Tim Brown, 1991-96, 1998, 2000-01, 2003
- 5 Cliff Branch, 1974-77, 1982
- Todd Christensen, 1982-86
- 4 Art Powell, 1963-66
- 3 Warren Wells, 1968-70
- Jerry Porter, 2002, 2004, 2007
- Denarius Moore, 2011-13
- Michael Crabtree, 2015-17

Most consecutive seasons leading team

- 6 Tim Brown, 1991-96
- Todd Christensen, 1982-86
- 4 Art Powell, 1963-66
- Cliff Branch, 1974-77
- 3 Warren Wells, 1968-70
- Denarius Moore, 2011-13
- Michael Crabtree, 2015-17

Most TD receptions, career

99	Tim Brown, 1988-2003
76	Fred Biletnikoff, 1965-78
67	Cliff Branch, 1972-84
50	Art Powell, 1963-66
42	Warren Wells, 1967-70

Most TD receptions, season

16	Art Powell, 1963
14	Warren Wells, 1969
13	Cliff Branch, 1974
12	Art Powell, 1965
	Fred Biletnikoff, 1969
	Cliff Branch, 1976
	Todd Christensen, 1983
	James Jett, 1997

Most TD receptions, rookie, season

7	Raymond Chester, 1970
6	Amari Cooper, 2015
5	Mike Siani, 1972
	Tim Brown, 1988
	Denarius Moore, 2011
	Foster Moreau, 2019

Most TD receptions, game

4	Art Powell, vs. Hou.O.; Dec. 22, 1963
3	16 times; last: Michael Crabtree, vs. NYJ, Sept. 17, 2017

Yards from Scrimmage

Most yards from scrimmage, career

14,924	Tim Brown, 1988-2003
12,803	Marcus Allen, 1982-92
8,974	Fred Biletnikoff, 1965-78
8,755	Cliff Branch, 1972-85
8,394	Clem Daniels, 1961-67

Most yards from scrimmage, season

2,314	Marcus Allen, 1985
1,926	Marcus Allen, 1984
1,903	Charlie Garner, 2002
1,784	Clem Daniels, 1963
1,697	Napoleon Kaufman, 1997

Most yards from scrimmage, game

256	Clem Daniels, vs. NYJ; Oct. 20, 1963
248	Clem Daniels, vs. Buf.; Sept. 15, 1963
247	Art Powell, vs. Hou.O.; Dec. 22, 1963
242	Michael Bush, at SD; Nov. 10, 2011
235	Bo Jackson, at Sea.; Nov. 30, 1987

SPECIAL TEAMS

PUNTING

Most punts, career

1,049	Ray Guy, 1973-86
1,014	Shane Lechler, 2000-12
642	Jeff Gossett, 1988-96
426	Marquette King, 2013-16
364	Mike Eischeid, 1966-71

Most punts, season

109	Marquette King, 2014
98	Leo Araguz, 1998
96	Ray Guy, 1981
	Shane Lechler, 2003
	Shane Lechler, 2009
93	Leo Araguz, 1997

Most punts, game

16	Leo Araguz, vs. SD; Oct. 11, 1998
11	Wayne Crow, vs. Hou.O.; Sept. 11, 1960
	Mike Mercer, vs. BosP.; Sept. 22, 1963
	Ray Guy, vs. Cle.; Nov. 18, 1973
	Shane Lechler, vs. Car.; Nov. 9, 2008
	Shane Lechler, vs. KC; Nov. 15, 2009
	Marquette King, at Hou.; Nov. 17, 2013
	Marquette King, at KC; Dec. 14, 2014



P Ray Guy

Longest punt

80	Shane Lechler, vs. Chi.; Nov. 27, 2011
77	Wayne Crow, vs. NYJ; Oct. 29, 1961
	Shane Lechler, at Den.; Sept. 12, 2011
76	Shane Lechler, at KC; Dec. 24, 2011
74	Ray Guy, at Den.; Oct. 30, 1977
	AJ Cole, at LAC; Dec. 22, 2019
73	Shane Lechler, vs. SD; Sept. 28, 2003

Average Yardage, Punting

Most seasons leading league, gross average

5	Shane Lechler, 2003-05, 2007, 2009
3	Ray Guy, 1974-75, 1977
1	Marquette King, 2013

Highest gross average, punting, career (150 punts)

47.55	Shane Lechler, 2000-12 (1,014-48,215)
46.81	Marquette King, 2013-17 (426-19,941)
42.94	Leo Araguz, 1996-99 (280-12,024)
42.41	Ray Guy, 1973-86 (1,049-44,493)
42.26	Mike Eischeid, 1966-71 (364-15,381)

Highest gross average, punting, season (35 punts)

51.14	Shane Lechler, 2009
50.77	Shane Lechler, 2011
49.11	Shane Lechler, 2007
48.89	Marquette King, 2013
48.79	Shane Lechler, 2008

Highest gross average, punting, game (4 punts)

59.00	Shane Lechler, at Den.; Dec. 24, 2005 (5-295)
58.17	Shane Lechler, at Den.; Sept. 12, 2011 (6-349)
57.60	Ray Guy, at Den.; Sept. 6, 1981 (5-288)
56.86	Shane Lechler, at KC; Sept. 20, 2009 (7-398)
56.80	Shane Lechler, vs. Hou.; Dec. 3, 2006 (4-227)

Highest net average, career (150 punts, since 1976)

41.12	Marquette King, 2013-17
39.00	Shane Lechler, 2000-12
35.51	Jeff Gossett, 1988-96
35.15	Leo Araguz, 1996-99

Highest net average, season (35 punts, since 1976)

43.85	Shane Lechler, 2009
42.68	Marquette King, 2017
41.38	Marquette King, 2016
41.18	Shane Lechler, 2008
41.10	Shane Lechler, 2007

Highest net average, punting, game (4 punts, since 1976)

55.00	Marquette King, vs. LAC; Oct. 15, 2017
52.20	Shane Lechler, vs. NYJ; Oct. 25, 2009
50.75	Marquette King, vs. Den.; Oct. 11, 2015
50.60	Shane Lechler, at Ari.; Sept. 26, 2010
50.60	Marquette King, at Jac.; Oct. 23, 2016

INDIVIDUAL RECORDS

Punts Had Blocked

Most punts had blocked, career

- 4 Shane Lechler, 2000-12
- 3 Mike Eischeid, 1966-71
- Jerry DePoyster, 1971-72
- Ray Guy, 1973-86
- Jeff Gossett, 1988-96
- Marquette King, 2013-17

Most punts had blocked, season

- 3 Jerry DePoyster, 1972
- 2 Wayne Crow, 1961
- Ray Guy, 1978
- Jeff Gossett, 1990
- Marquette King, 2013

Punts Inside the 20

Most punts inside the 20, career (since 1976)

- 322 Shane Lechler, 2000-12
- 210 Ray Guy, 1976-86
- 180 Jeff Gossett, 1988-96
- 128 Marquette King, 2013-16
- 86 Leo Araguz, 1996-99

Most punts inside the 20, season (since 1976)

- 40 Marquette King, 2015
- 34 Marquette King, 2016
- 33 Shane Lechler, 2008
- AJ Cole, 2019
- 32 Ray Guy, 1985
- 31 Marquette King, 2014

Most punts inside the 20, game (since 1976)

- 6 Marquette King, vs. SD; Dec. 24, 2015
- 5 Leo Araguz, vs. SD; Oct. 11, 1998
- Shane Lechler, vs. SD; Sept. 3, 2000
- Shane Lechler, vs. NYJ; Oct. 19, 2008
- Shane Lechler, vs. KC; Nov. 15, 2009
- Marquette King, at Den.; Dec. 13, 2015
- Marquette King, at Den.; Jan. 1, 2017
- 4 28 times; last: AJ Cole, vs. Ten.; Dec. 8, 2019

PUNT RETURNS

Most seasons leading league

- 2 Claude Gibson, 1963, 1965
- Rodger Bird, 1966-67
- George Atkinson, 1968, 1973
- 1 Greg Pruitt, 1983
- Fulton Walker, 1985

Most punt returns, career

- 320 Tim Brown, 1988-2002
- 168 Neal Colzie, 1975-78
- 148 George Atkinson, 1968-77
- 138 Greg Pruitt, 1982-84
- 115 Johnnie Lee Higgins, 2007-10

Most punt returns, season

- 62 Fulton Walker, 1985
- 58 Greg Pruitt, 1983
- 53 Greg Pruitt, 1984
- 49 Fulton Walker, 1986
- Tim Brown, 1988

Most punt returns, rookie, season

- 49 Tim Brown, 1988
- 48 Neal Colzie, 1975
- 37 Rodger Bird, 1966
- 36 George Atkinson, 1968
- 35 Ted Watts, 1981

Most punt returns, game

- 9 Rodger Bird, vs. Den.; Sept. 10, 1967
- Cle Montgomery, vs. Det.; Dec. 10, 1984
- 8 Neal Colzie, vs. SD; Oct. 5, 1975
- Ted Watts, vs. NE; Nov. 1, 1981
- Fulton Walker, vs. Cle.; Nov. 16, 1986
- Desmond Howard, vs. SD; Oct. 11, 1998

Fair Catches

Most fair catches, career

- 150 Tim Brown, 1988-2003
- 43 Johnnie Lee Higgins, 2007-10
- 41 Greg Pruitt, 1982-84
- 36 Rod Sherman, 1967-71
- 33 Desmond Howard, 1997-98

Most fair catches, season

- 21 Tim Brown, 1996
- Tim Brown, 2001
- Johnnie Lee Higgins, 2009
- 20 Tim Brown, 1993
- Desmond Howard, 1997

Most fair catches, game

- 5 Darrien Gordon, vs. Atl.; Nov. 26, 2000
- 4 Nine times; last: TJ Carrie, at KC; Dec. 8, 2016

Yards Gained, Punt Returns

Most seasons leading league

- 2 Claude Gibson, 1963-64
- Rodger Bird, 1966-67
- 1 George Atkinson, 1968
- Neal Colzie, 1975
- Greg Pruitt, 1983
- Fulton Walker, 1985
- Tim Brown, 1994
- Johnnie Lee Higgins, 2008



S George Atkinson

Most punt return yards, career

- 3,272 Tim Brown, 1988-2003
- 1,747 Neal Colzie, 1975-78
- 1,348 Greg Pruitt, 1982-84
- 1,247 George Atkinson, 1968-77
- 1,132 Fulton Walker, 1985-86

Most punt return yards, season

- 692 Fulton Walker, 1985
- 666 Greg Pruitt, 1983
- 655 Neal Colzie, 1975
- 612 Rodger Bird, 1967
- 570 Johnnie Lee Higgins, 2008

Most punt return yards, rookie, season

- 655 Neal Colzie, 1975
- 490 George Atkinson, 1968
- 444 Tim Brown, 1988
- 323 Rodger Bird, 1966
- 306 Jalen Richard, 2016

Most punt return yards, game

- 205 George Atkinson, at Buf.; Sept. 15, 1968 (5-205)
- 152 Cle Montgomery, at Det.; Dec. 10, 1984 (9-152)
- 143 Rodger Bird, vs. Den.; Sept. 10, 1967 (9-143)
- 134 Rodger Bird, vs. SD; Oct. 29, 1967 (5-134)
- 133 Desmond Howard, vs. Sea.; Nov. 15, 1998 (6-133)

Longest punt return (All TDs)

99	Dwayne Harris, vs. Den.; Dec. 24, 2018
97	Greg Pruitt, at Was.; Oct. 2, 1983
93	Johnnie Lee Higgins, at Mia.; Nov. 16, 2008
89	Johnnie Lee Higgins, at Den.; Nov. 23, 2008
88	Tim Brown, vs. KC; Dec. 9, 2001
86	George Atkinson, at Buf.; Sept. 15, 1968
85	Claude Gibson, vs. KC; Nov. 3, 1963
83	Phillip Buchanon, vs. Ten.; Sept. 29, 2002
82	George Atkinson, vs. SD; Oct. 13, 1968

Average Yardage, Punt Returns

Most seasons leading league

2	Claude Gibson, 1963-64
1	Bob Garner, 1962 Rodger Bird, 1967

Highest punt return average, career (50 attempts)

12.59	Claude Gibson, 1963-65 (86-1,083)
11.31	Rodger Bird, 1966-68 (94-1,063)
10.97	Phillip Buchanon, 2002-04 (72-790)
10.43	Desmond Howard, 1997-98 (72-751)
10.40	Neal Colzie, 1975-78 (168-1,747)

Highest average, season (14 returns)

14.45	Claude Gibson, 1964 (29-419)
14.05	Dwayne Harris, 2018 (20-281)
13.86	Cle Montgomery, 1984 (14-194)
13.65	Neal Colzie, 1975 (48-655)
13.64	Phillip Buchanon, 2003 (36-491)

Highest average, rookie, season (14 returns)

13.65	Neal Colzie, 1975
13.61	George Atkinson, 1968
11.90	Phillip Buchanon, 2002
9.20	Alvin Wyatt, 1970
9.10	Tim Brown, 1988

Highest average, game (3 returns)

42.33	Neal Colzie, at Den.; Nov. 2, 1975 (3-127)
41.00	George Atkinson, at Buf.; Sept. 15, 1968 (5-205)
32.00	Phillip Buchanon, vs. NYJ; Nov. 9, 2003 (3-96)
30.67	Phillip Buchanon, at SD; Dec. 28, 2003 (3-92)
30.00	Ron Smith, vs. Dal.; Dec. 14, 1974 (3-90)

Touchdowns, Punt Returns

Most seasons leading league

1	Claude Gibson, 1963 George Atkinson, 1968 Alvin Wyatt, 1970 Greg Pruitt, 1983 Desmond Howard, 1998 Phillip Buchanon, 2003 Johnnie Lee Higgins, 2008
---	---

Most TDs, career

3	Claude Gibson, 1963-65 George Atkinson, 1968-77 Tim Brown, 1988-2003 Phillip Buchanon, 2002-04 Johnnie Lee Higgins, 2007-10
2	Desmond Howard, 1997-98
1	Eight tied; last: Dwayne Harris, 2018

Most TDs, season

3	Johnnie Lee Higgins, 2008
2	Claude Gibson, 1963 George Atkinson, 1968 Desmond Howard, 1998 Phillip Buchanon, 2003

Most TDs, game

1	25 times; last: Dwayne Harris, vs. Den.; Dec. 24, 2018
---	--

KICKOFF RETURNS

Most seasons leading league, returns

2	Chris Carr, 2005-06
1	Jack Larscheid, 1960 George Fleming, 1961 Tim Brown, 1988 Desmond Howard, 1997

Most kickoff returns, career

201	Chris Carr, 2005-07
113	Bo Roberson, 1962-65
110	Desmond Howard, 1997-98
104	Raghib Ismail, 1993-95
98	Napoleon Kaufman, 1995-2000

Most kickoff returns, season

73	Chris Carr, 2005
69	Chris Carr, 2006
61	Desmond Howard, 1997
59	Chris Carr, 2007
53	Doug Gabriel, 2004 Jacob Ford, 2010

Most kickoff returns, rookie, season

73	Chris Carr, 2005
53	Jacoby Ford, 2010
41	Tim Brown, 1988
35	Ira Matthews, 1979
32	George Atkinson, 1968

Most kickoff returns, game

10	Desmond Howard, at Sea.; Oct. 26, 1997
8	Raghib Ismail, at Sea.; Dec. 17, 1995
7	19 times, last: Jacoby Ford, vs. Mia.; Nov. 28, 2010

Kickoff Return Yards

Most seasons leading league

2	Chris Carr, 2005-06
1	Tim Brown, 1988

Most kickoff return yards, career

4,841	Chris Carr, 2005-07
2,791	Bo Roberson, 1962-65
2,358	Desmond Howard, 1997-98
2,234	Raghib Ismail, 1993-95
2,149	Napoleon Kaufman, 1995-2000

Most kickoff return yards, season

1,762	Chris Carr, 2006
1,752	Chris Carr, 2005
1,327	Chris Carr, 2007
1,318	Desmond Howard, 1997
1,280	Jacoby Ford, 2010

Most kickoff return yards, rookie, season

1,752	Chris Carr, 2005
1,280	Jacoby Ford, 2010
1,098	Tim Brown, 1988
873	Ira Matthews, 1979
802	George Atkinson, 1968

Most kickoff return yards, game

223	Desmond Howard, at Sea.; Oct. 26, 1997
220	Terry Kirby, at Sea.; Nov. 11, 2001
208	Jacoby Ford, vs. Mia.; Nov. 28, 2010
206	Chris Carr, at Bal.; Sept. 17, 2006
199	Doug Gabriel, at Hou.; Oct. 3, 2004

Longest kickoff return (All TDs)

104	Ira Matthews, vs. SD; Oct. 25, 1979
102	Harold Hart, at Mia.; Sept. 22, 1975
101	Jacoby Ford, vs. Cle.; Oct. 16, 2011 Jacoby Ford, vs. Mia.; Nov. 28, 2010

Average Yardage

Most seasons leading league

1	Larry Brunson, 1979 Tim Brown, 1988
---	--

Highest average, career (50 returns)

27.09	Clarence Davis, 1971-77 (79-2,140)
25.00	Jacoby Ford, 2010-13 (75-1,874)
24.91	George Atkinson, 1968-77 (76-1,893)
24.70	Bo Roberson, 1962-65 (113-2,791)
24.08	Chris Carr, 2005-07 (201-4,841)

Highest average, season (12 returns)

30.47	Harold Hart, 1975 (17-518)
28.40	Jack Larscheid, 1960 (30-852)
27.77	Bryan McCann, 2011 (13-361)
27.70	Bo Roberson, 1962 (27-748)
27.19	Clarence Davis, 1971 (27-734)

INDIVIDUAL RECORDS

Highest average, game (3 returns)

53.00	Harold Hart, at Mia.; Sept. 22, 1975 (3-159)
49.67	Bryan McCann, at KC; Dec. 24, 2011 (3-149)
45.33	David Dunn, vs. Atl.; Nov. 26, 2000 (3-136)
45.00	Ira Matthews, vs. SD; Oct. 25, 1979 (4-180)
41.67	Bo Roberson, vs. SD; Sept. 30, 1962 (3-125)

Touchdowns

Most seasons leading league

1	Bo Roberson, 1962
	Ira Matthews, 1979
	Tim Brown, 1988
	Jacoby Ford, 2010

Most TDs, career

4	Jacoby Ford, 2010-13
2	Terry Kirby, 2000-02
	Justin Miller, 2008-09
1	10 tied

Most TDs, season

3	Jacoby Ford, 2010
2	Justin Miller, 2008
1	13 times; last: Jacoby Ford, 2011

Most TDs, game

1	18 times; last: Jacoby Ford, vs. Cle.; Oct. 16, 2011
---	--

Combined Kick Returns

Most combined kick returns, career

369	Tim Brown, 1988-2003
278	Chris Carr, 2005-07
224	George Atkinson, 1968-77
186	Greg Pruitt, 1982-84
182	Desmond Howard, 1997-98

Most combined kick returns, season

107	Chris Carr, 2005
104	Chris Carr, 2006
94	Desmond Howard, 1998
90	Tim Brown, 1988
89	Greg Pruitt, 1983

Yards Gained, Combined Kick Returns

Most yards gained, career

5,295	Chris Carr, 2005-07
4,507	Tim Brown, 1988-2003
3,140	George Atkinson, 1968-77
3,109	Desmond Howard, 1997-98
2,845	Bo Roberson, 1962-65

Most yards gained, season

1,978	Chris Carr, 2006
1,938	Chris Carr, 2005
1,581	Desmond Howard, 1998
1,542	Tim Brown, 1988
1,528	Desmond Howard, 1997

Most yards gained, game

245	Chris Carr, at Bal.; Sept. 17, 2006
244	Desmond Howard, at Buf.; Dec. 13, 1998
230	George Atkinson, at Buf.; Sept. 15, 1968
227	Greg Pruitt, at Was.; Oct. 2, 1983
223	Desmond Howard, at Sea.; Oct. 26, 1997

Touchdowns, Combined Kick Return

Most TD, combined kick returns, career

4	Tim Brown, 1988-2003
	Jacoby Ford, 2010-13
3	Claude Gibson, 1963-65
	George Atkinson, 1968-77
	Terry Kirby, 2000-02
	Phillip Buchanon, 2002-04
	Johnnie Lee Higgins, 2007-10

Most TDs, season

3	Johnnie Lee Higgins, 2008 (3 PR, 0 KR)
	Jacoby Ford, 2010 (0 PR, 3 KR)
2	Claude Gibson, 1963 (2 PR, 0 KR)
	George Atkinson, 1968 (2 PR, 0 KR)
	Desmond Howard, 1998 (2 PR, 0 KR)
	Terry Kirby, 2002 (1 PR, 1 KR)
	Phillip Buchanon, 2003 (2 PR, 0 KR)
	Justin Miller, 2008 (0 PR, 2 KR)

Most TDs, game

1	43 times, last: Dwayne Harris, vs. Den.; Dec. 24, 2018
---	--

COMBINED NET YARDS

Rushing, receiving, interception returns, punt returns, kickoff returns and fumble returns

Combined Attempts

Most combined attempts, career

2,547	Marcus Allen, 1982-92
1,650	Mark van Eeghen, 1974-81
1,501	Tim Brown, 1988-2003
1,377	Clem Daniels, 1961-67
1,252	Darren McFadden, 2008-14
1,207	Napoleon Kaufman, 1995-2000
1,116	Pete Banaszak, 1966-78
1,026	Charlie Smith, 1968-74
1,008	Tyrone Wheatley, 1999-2004
1,001	Marv Hubbard, 1969-75
989	Clarence Davis, 1971-78
981	Harvey Williams, 1994-98
926	Hewrit Dixon, 1966-70
923	Justin Fargas, 2003-09

Most combined attempts, season

449	Marcus Allen, 1985
342	LaMont Jordan, 2005
342	Marcus Allen, 1984
341	Harvey Williams, 1994
339	Mark van Eeghen, 1977
336	Marcus Allen, 1983
313	Napoleon Kaufman, 1997
309	Harvey Williams, 1997
307	Latavius Murray, 2015
301	Mark van Eeghen, 1978
293	Michael Bush, 2011
283	Charlie Garner, 2001
275	Mark van Eeghen, 1979
274	Charlie Garner, 2002
270	Darren McFadden, 2010
264	Tyrone Wheatley, 1999
258	Darren McFadden, 2012

Combined Net Yards Gained

Most combined net yards gained, career

19,443	Tim Brown, 1988-2003
12,798	Marcus Allen, 1982-92
9,266	Clem Daniels, 1961-67
8,981	Fred Biletnikoff, 1965-78
8,969	Cliff Branch, 1972-85
8,048	Napoleon Kaufman, 1995-2000
7,486	Mark van Eeghen, 1974-81
6,641	Clarence Davis, 1971-78
6,057	Darren McFadden, 2008-14
5,933	Todd Christensen, 1979-88
5,394	Chris Carr, 2005-07
5,374	Charlie Smith, 1968-74
5,147	Pete Banaszak, 1966-78
5,073	Marv Hubbard, 1969-75

INDIVIDUAL RECORDS

Most combined net yards gained, season

2,317	Tim Brown, 1988
2,308	Marcus Allen, 1985
1,978	Chris Carr, 2006
1,938	Chris Carr, 2005
1,926	Marcus Allen, 1984
1,905	Jacoby Ford, 2010
1,904	Charlie Garner, 2002
1,812	Johnnie Lee Higgins, 2008
1,796	Tim Brown, 1994
1,784	Clem Daniels, 1963
1,726	Napoleon Kaufman, 1999
1,706	Tim Brown, 1995
1,705	Doug Gabriel, 2004
1,697	Napoleon Kaufman, 1997
1,657	Darren McFadden, 2010
1,614	Clem Daniels, 1962
1,604	Marcus Allen, 1983
1,588	LaMont Jordan, 2005
1,552	Clem Daniels, 1964
1,489	Harvey Williams, 1995
1,453	Clem Daniels, 1966
1,452	Clem Daniels, 1965
1,434	Tim Brown, 1997
1,417	Charlie Garner, 2001
1,408	Mark van Eeghen, 1977

Most combined net yards gained, rookie, season

2,317	Tim Brown, 1988
1,937	Chris Carr, 2005
1,905	Jacoby Ford, 2010
1,316	Josh Jacobs, 2019
1,240	Arthur Whittington, 1978
1,152	Clarence Davis, 1971



WR Tim Brown

DEFENSE

SACKS

(Became official stat in 1982)

Most seasons leading league

1	Derrick Burgess, 2005
---	-----------------------

Most sacks, career

107.5	Greg Townsend, 1983-93, 1997
84	Howie Long, 1981-93
57.5	Anthony Smith, 1991-97
53	Bill Pickel, 1983-90
40.5	Khalil Mack, 2014-17

Most sacks, season

16	Derrick Burgess, 2005
15.5	Sean Jones, 1986
15	Khalil Mack, 2015
13	Howie Long, 1983
	Greg Townsend, 1991
	Anthony Smith, 1992
	Pat Swilling, 1995

Most sacks, rookie, season

10.5	Greg Townsend, 1983
10	Maxx Crosby, 2019
9	Aaron Wallace, 1990
6	Bill Pickel, 1983
5.5	Scott Davis, 1988

Most sacks, game

5.0	Howie Long, at Was.; Oct. 2, 1983
	Khalil Mack, at Den.; Dec. 13, 2015
	Anthony Smith, at Sea.; Oct. 18, 1992
4.0	Anthony Smith, vs. Sea.; Sept. 12, 1993
	Kameron Wimbley, at SD; Nov. 10, 2011
	Maxx Crosby, vs. Cin.; Nov. 17, 2019
3.5	Howie Long, at KC; Dec. 12, 1982
	Bill Pickel, at Det.; Dec. 10, 1984
	Greg Townsend, vs. Was.; Oct. 29, 1989
3.0	21 times; last: Tommy Kelly, at KC; Nov. 6, 2005

Most seasons, 10-or-more sacks

7	Greg Townsend, 1983, 1985-86, 1988-91
3	Howie Long, 1983-85
	Anthony Smith, 1991-93
	Bill Pickel, 1994-96
	Khalil Mack, 2015-17
2	Lance Johnstone, 1998-99
	Derrick Burgess, 2005-06

Most consecutive seasons, 10-or-more sacks

4	Greg Townsend, 1988-91
3	Howie Long, 1983-85
	Anthony Smith, 1991-93
	Bill Pickel, 1994-96
	Khalil Mack, 2015-17
2	Greg Townsend, 1985-86
	Lance Johnstone, 1998-99
	Derrick Burgess, 2005-06

DEFENSIVE TOUCHDOWNS

Most defensive TDs, career

7	Terry McDaniel, 1990-96
6	Rod Martin, 1980-84
5	Dan Conners, 1966-69
	Lester Hayes, 1979-86
4	George Atkinson, 1968-73
	Greg Townsend, 1983-90
	Eric Allen, 2000-01
	Phillip Buchanon, 2002-04
3	Charles Woodson, 1998-2005, 2013

Most defensive TDs, season

3	Charlie Phillips, 1978
	Terry McDaniel, 1994
	Eric Allen, 2000
2	18 times, last: Erik Harris, 2019

Most defensive TDs, rookie, season

2	Gus Otto, 1965
1	George Atkinson, 1968
	Greg Townsend, 1983
	Lance Johnstone, 1996
	Charles Woodson, 1998
	Phillip Buchanon, 2002
	Keith McGill II, 2014

INTERCEPTIONS

Most seasons leading league

1	Dave Grayson, 1968
	Lester Hayes, 1980
	Ronnie Lott, 1991
	Rod Woodson, 2002

INDIVIDUAL RECORDS

Most seasons leading team

- 6 Terry McDaniel, 1990, 1992-96
- 4 Vann McElroy, 1983, 1986-88
- Lester Hayes, 1979-81, 1985
- 3 Willie Brown, 1967, 1972-73
- Mike Haynes, 1984-85, 1988
- Eric Allen, 1998-2000
- Michael Huff, 2009-10, 2012
- Charles Woodson, 1998, 2014-15



CB Lester Hayes

Most consecutive seasons leading team

- 5 Terry McDaniel, 1992-96
- 3 Lester Hayes, 1979-81
- Vann McElroy, 1986-88
- Eric Allen, 1998-2000
- 2 13 times; last: Charles Woodson, 2014-15

Most interceptions by, career

- 39 Willie Brown, 1967-78
- Lester Hayes, 1977-86
- 34 Terry McDaniel, 1988-97
- 31 Vann McElroy, 1982-90
- 30 George Atkinson, 1968-77
- Jack Tatum, 1971-79

Most interceptions by, season

- 13 Lester Hayes, 1980
- 10 Tommy Morrow, 1962
- Dave Grayson, 1968
- 9 Eddie Macon, 1960
- Tommy Morrow, 1963

Most interceptions by, rookie, season

- 10 Tommy Morrow, 1962
- 6 Charlie Phillips, 1975
- 5 Charles Woodson, 1998
- 4 Wayne Crow, 1960
- Rodger Bird, 1966
- George Atkinson, 1968
- Jack Tatum, 1971
- Neal Colzie, 1975

Most interceptions by, game

- 3 Tommy Morrow, at HouO.; Sept. 7, 1963
- Dave Grayson, vs. SD; Oct. 29, 1967
- Dave Grayson, at SD; Oct. 26, 1969
- Willie Brown, vs. LARm.; Oct. 29, 1972
- George Atkinson, at Cle.; Oct. 6, 1974
- Charlie Phillips, vs. Den.; Dec. 8, 1975
- Terry McDaniel, at NE; Oct. 9, 1994
- Rod Woodson, vs. Ten.; Sept. 29, 2002

Yards Gained

Most seasons leading league

- 1 Fred Williamson, 1962
- Lester Hayes, 1980
- James Davis, 1982
- Mike Haynes, 1984
- Eddie Anderson, 1989

Most interception yards, career

- 636 Jack Tatum, 1971-79
- 624 Dave Grayson, 1965-70
- Terry McDaniel, 1988-97
- 572 Lester Hayes, 1977-86
- 531 Eddie Anderson, 1987-97

Most interception yards, season

- 273 Lester Hayes, 1980
- 233 Eddie Anderson, 1989
- 225 Rod Woodson, 2002
- 220 Mike Haynes, 1984
- 195 Dave Grayson, 1968

Most interception yards, rookie, season

- 136 Jack Tatum, 1971
- 131 Gus Otto, 1965
- 118 Charles Woodson, 1998
- 81 Phillip Buchanon, 2002
- 66 George Atkinson, 1968

Most interception yards, game

- 151 Mike Haynes, at Mia.; Dec. 2, 1984
- 134 Terry McDaniel, vs. Den.; Nov. 22, 1992
- 102 Eddie Anderson, at Mia.; Dec. 14, 1992
- 100 Rod Woodson, vs. Ten.; Sept. 29, 2002
- Chris Carr, vs. Pit.; Oct. 29, 2006

Longest interception return (All TDs)

- 102 Eddie Anderson, at Mia.; Dec. 14, 1992
- 100 Chris Carr, vs. Pit.; Oct. 29, 2006
- 98 Rod Woodson, at Den.; Nov. 11, 2002
- 94 Eric Turner, vs. Den.; Sept. 20, 1998
- 83 Phillip Buchanon, vs. Cin.; Sept. 14, 2003

Most TDs on interceptions, career

- 5 Terry McDaniel, 1988-97
- 4 Dave Grayson, 1965-70
- Lester Hayes, 1977-86
- Rod Martin, 1979-88
- Phillip Buchanon, 2002-04

Most TDs on interceptions, season

- 3 Eric Allen, 2000
- 2 Dave Grayson, 1965
- Gus Otto, 1965
- Warren Powers, 1967
- Jimmy Warren, 1971
- Lester Hayes, 1979
- Rod Martin, 1983
- Eddie Anderson, 1989
- Terry McDaniel, 1994
- Anthony Dorsett, 2001
- Rod Woodson, 2002
- Phillip Buchanon, 2003-04
- Thomas Howard, 2007
- Erik Harris, 2019

Most TDs on interceptions, rookie, season

- 2 Gus Otto, 1965
- 1 George Atkinson, 1968
- Charles Woodson, 1998
- Phillip Buchanon, 2002

Most TDs on interceptions, game

- 1 88 times; last: Gareon Conley, vs. Cle.; Sept. 30, 2018

PASSING

	Att	Comp	Yds	Pct	TD	Int		Att	Comp	Yds	Pct	TD	Int
1960 Tom Flores	252	136	1,738	54.0	12	12	1990 Jay Schroeder	334	182	2,849	54.5	19	9
1961 Tom Flores	366	190	2,176	51.9	15	19	1991 Jay Schroeder	357	189	2,562	52.9	15	16
1962 Cotton Davidson	321	119	1,977	37.1	7	23	1992 Jay Schroeder	253	123	1,476	48.6	11	11
1963 Tom Flores	247	113	2,101	45.7	20	13	1993 Jeff Hostetler	419	236	3,242	56.3	14	10
1964 Cotton Davidson	320	155	2,497	48.4	21	19	1994 Jeff Hostetler	455	263	3,334	57.8	20	16
1965 Tom Flores	269	122	1,593	45.4	14	11	1995 Jeff Hostetler	286	172	1,998	60.1	12	9
1966 Tom Flores	306	151	2,638	49.3	24	14	1996 Jeff Hostetler	402	242	2,548	60.2	23	14
1967 Daryle Lamonica	425	220	3,228	51.8	30	20	1997 Jeff George	521	290	3,917	55.7	29	9
1968 Daryle Lamonica	416	206	3,245	49.5	25	15	1998 Donald Hollas	260	135	1,754	51.9	10	16
1969 Daryle Lamonica	426	221	3,302	51.9	34	25	1999 Rich Gannon	515	304	3,840	59.0	24	14
1970 Daryle Lamonica	356	179	2,519	50.3	22	15	2000 Rich Gannon	473	284	3,430	60.0	28	11
1971 Daryle Lamonica	242	118	1,717	48.8	16	16	2001 Rich Gannon	549	361	3,828	65.8	27	9
1972 Daryle Lamonica	281	149	1,998	53.0	18	12	2002 Rich Gannon	618	418	4,689	67.6	26	10
1973 Ken Stabler	260	163	1,997	62.7	14	10	2003 Rich Gannon	225	125	1,274	55.6	6	4
1974 Ken Stabler	310	178	2,469	57.4	26	12	2004 Kerry Collins	513	289	3,495	56.3	21	20
1975 Ken Stabler	293	171	2,296	58.4	16	24	2005 Kerry Collins	565	302	3,759	53.5	20	12
1976 Ken Stabler	291	194	2,737	66.7	27	17	2006 Andrew Walter	276	147	1,677	53.3	3	13
1977 Ken Stabler	294	169	2,176	57.5	20	20	2007 Josh McCown	190	111	1,151	58.4	10	11
1978 Ken Stabler	406	237	2,944	58.4	16	30	2008 JaMarcus Russell	368	198	2,423	53.8	13	8
1979 Ken Stabler	498	304	3,615	61.0	26	22	2009 JaMarcus Russell	246	120	1,287	48.8	3	11
1980 Jim Plunkett	320	165	2,299	51.6	18	16	2010 Jason Campbell	329	194	2,387	59.0	13	8
1981 Marc Wilson	366	173	2,311	47.3	14	19	2011 Carson Palmer	328	199	2,753	60.7	13	16
1982 Jim Plunkett	261	152	2,035	58.2	14	15	2012 Carson Palmer	565	345	4,018	61.1	22	14
1983 Jim Plunkett	379	230	2,935	60.7	20	18	2013 Terrelle Pryor	272	156	1,798	57.4	7	11
1984 Marc Wilson	282	153	2,151	54.3	15	17	2014 Derek Carr	599	348	3,270	58.1	21	12
1985 Marc Wilson	388	193	2,608	49.7	16	21	2015 Derek Carr	573	350	3,987	61.1	32	13
1986 Jim Plunkett	252	133	1,986	52.8	14	9	2016 Derek Carr	560	357	3,937	63.8	28	6
1987 Marc Wilson	266	152	2,070	57.0	12	8	2017 Derek Carr	515	323	3,496	62.7	22	13
1988 Jay Schroeder	256	113	1,839	44.1	13	13	2018 Derek Carr	553	381	4,049	68.9	19	10
1989 Steve Beuerlein	217	108	1,677	49.8	13	9	2019 Derek Carr	513	361	4,054	70.4	21	8

RUSHING

	No	Yds	Avg	TD	Lg		No	Yds	Avg	TD	Lg
1960 Tony Teresa	139	608	4.4	6	83	2000 Tyrone Wheatley	232	1,046	4.5	9	80
1961 Wayne Crow	119	490	4.1	2	62	2001 Charlie Garner	211	839	4.0	1	38
1962 Clem Daniels	161	766	4.8	7	72	2002 Charlie Garner	182	962	5.3	7	36
1963 Clem Daniels	215	1,099	5.1	3	74	2003 Tyrone Wheatley	159	678	4.3	4	41
1964 Clem Daniels	173	824	4.8	2	42	2004 Amos Zereoue	112	425	3.8	3	55
1965 Clem Daniels	219	884	4.0	5	57	2005 LaMont Jordan	272	1,025	3.8	9	26
1966 Clem Daniels	204	801	3.9	7	64	2006 Justin Fargas	178	659	3.7	1	48
1967 Clem Daniels	130	575	4.4	4	52	2007 Justin Fargas	222	1,009	4.6	4	48
1968 Hewritt Dixon	206	865	4.2	2	28	2008 Justin Fargas	218	853	3.9	1	42
1969 Charlie Smith	177	600	3.4	2	26	2009 Michael Bush	123	589	4.8	3	60
1970 Hewritt Dixon	197	861	4.4	1	39	2010 Darren McFadden	223	1,157	5.2	7	57
1971 Marv Hubbard	181	867	4.8	5	20	2011 Michael Bush	256	977	3.8	7	44
1972 Marv Hubbard	219	1,100	5.0	4	39	2012 Darren McFadden	216	707	3.3	2	64
1973 Marv Hubbard	193	903	4.7	6	50	2013 Rashad Jennings	163	733	4.5	6	80
1974 Marv Hubbard	188	865	4.6	4	32	2014 Darren McFadden	155	534	3.5	2	25
1975 Pete Banaszak	187	672	3.6	16	27	2015 Latavius Murray	266	1,066	4.0	6	54
1976 Mark van Eeghen	233	1,012	4.3	3	21	2016 Latavius Murray	195	788	4.0	12	42
1977 Mark van Eeghen	324	1,273	3.9	7	27	2017 Marshawn Lynch	207	891	4.3	7	51
1978 Mark van Eeghen	270	1,080	4.0	9	34	2018 Doug Martin	172	723	4.2	4	29
1979 Mark van Eeghen	223	818	3.7	7	19	2019 Josh Jacobs	242	1,150	4.8	7	51
1980 Mark van Eeghen	222	838	3.8	5	34						
1981 Kenny King	170	828	4.9	0	60						
1982 Marcus Allen	160	697	4.4	11	53						
1983 Marcus Allen	266	1,014	3.8	9	19						
1984 Marcus Allen	275	1,168	4.3	13	52						
1985 Marcus Allen	380	1,759	4.6	11	61						
1986 Marcus Allen	208	759	3.7	5	28						
1987 Marcus Allen	200	754	3.8	5	44						
1988 Marcus Allen	223	831	3.7	7	32						
1989 Bo Jackson	173	950	5.5	4	92						
1990 Bo Jackson	125	698	5.6	5	88						
1991 Roger Craig	162	590	3.6	1	15						
1992 Eric Dickerson	187	729	3.9	2	40						
1993 Greg Robinson	156	591	3.8	1	16						
1994 Harvey Williams	282	983	3.5	4	28						
1995 Harvey Williams	255	1,114	4.4	9	60						
1996 Napoleon Kaufman	150	874	5.8	1	77						
1997 Napoleon Kaufman	272	1,294	4.8	6	83						
1998 Napoleon Kaufman	217	921	4.2	2	80						
1999 Tyrone Wheatley	242	936	3.9	8	30						



RB Mark van Eeghen

ANNUAL LEADERS

RECEIVING

	No	Yds	Avg	TD	Lg
1960 Billy Lott	49	524	10.7	1	28
1961 Doug Asad	42	592	14.1	2	51
1962 Max Boydston	30	374	12.5	0	58
1963 Art Powell	73	1,304	17.9	16	85
1964 Art Powell	76	1,361	17.9	11	77
1965 Art Powell	52	800	15.4	12	66
1966 Art Powell	53	1,026	19.4	11	46
1967 Hewritt Dixon	59	563	9.5	2	48
1968 Fred Biletnikoff	61	1,037	17.0	6	82
1969 Fred Biletnikoff	54	837	15.5	12	53
1970 Fred Biletnikoff	45	768	17.1	7	51
1971 Fred Biletnikoff	61	929	15.2	9	49
1972 Fred Biletnikoff	58	802	13.8	7	39
1973 Fred Biletnikoff	48	660	13.8	4	32
1974 Cliff Branch	60	1,092	18.2	13	67
1975 Cliff Branch	51	893	17.5	9	53
1976 Dave Casper	53	691	13.0	10	30
1977 Dave Casper	48	584	12.2	6	27
1978 Dave Casper	62	852	13.7	9	44
1979 Cliff Branch	59	844	14.3	6	66
1980 Bob Chandler	49	786	16.0	10	56
1981 Derrick Ramsey	52	674	13.0	4	66
1982 Todd Christensen	42	510	12.1	4	50
1983 Todd Christensen	92	1,247	13.6	12	45
1984 Todd Christensen	80	1,007	12.6	7	38
1985 Todd Christensen	82	987	12.0	6	48
1986 Todd Christensen	95	1,153	12.1	8	35
1987 Marcus Allen	51	410	8.0	0	39
1988 Tim Brown	43	725	16.9	5	65
1989 Mervyn Fernandez	57	1,069	18.8	9	75

	No	Yds	Avg	TD	Lg
1990 Mervyn Fernandez	52	839	16.1	5	66
1991 Ethan Horton	53	650	12.3	5	52
1992 Tim Brown	49	693	14.1	7	68
1993 Tim Brown	80	1,180	14.8	7	71
1994 Tim Brown	89	1,309	14.7	9	77
1995 Tim Brown	89	1,342	15.1	10	80
1996 Tim Brown	90	1,104	12.3	9	42
1997 Tim Brown	104	1,408	13.5	5	59
1998 Tim Brown	81	1,012	12.5	9	49
1999 Tim Brown	90	1,344	14.9	6	47
2000 Tim Brown	76	1,128	14.8	11	45
2001 Tim Brown	91	1,165	12.8	9	46
2002 Jerry Rice	92	1,211	13.2	7	75
2003 Jerry Rice	63	869	13.8	2	47
2004 Jerry Porter	64	998	15.6	9	52
2005 Jerry Porter	76	942	12.4	5	49
2006 Ronald Curry	62	727	11.7	1	39
2007 Ronald Curry	55	717	13.0	4	49
2008 Zach Miller	56	778	13.9	1	63
2009 Zach Miller	66	805	12.2	3	86
2010 Zach Miller	60	685	11.4	5	43
2011 D.Heyward-Bey	64	975	15.2	4	58
2012 Brandon Myers	79	806	10.2	4	29
2013 Rod Streater	60	888	14.8	4	66
2014 James Jones	73	666	9.1	6	42
2015 Michael Crabtree	85	922	10.8	9	38
2016 Michael Crabtree	89	1,003	11.3	8	56
2017 Michael Crabtree	58	618	10.7	8	41
2018 Jared Cook	68	896	13.2	6	45
2019 Darren Waller	90	1,145	12.7	3	75

SCORING

	TD	PAT	FG	Total
1960 Tony Teresa	10	0	0	60
1961 George Fleming	1	24	11	63
1962 Clem Daniels	8	0	0	48
1963 Art Powell	16	0	0	96
1964 Mike Mercer	0	34	15	79
1965 Clem Daniels	12	0	0	72
Art Powell	12	0	0	72
1966 Mike Eischeid	0	37	11	70
1967 George Blanda	0	56	20	116
1968 George Blanda	0	54	21	117
1969 George Blanda	0	45	20	105
1970 George Blanda	0	36	16	84
1971 George Blanda	0	41	15	86
1972 George Blanda	0	44	17	95
1973 George Blanda	0	31	23	100
1974 Cliff Branch	13	0	0	78
1975 Pete Banaszak	16	0	0	96
1976 Cliff Branch	12	0	0	72
1977 Errol Mann	0	39	20	99
1978 Errol Mann	0	33	12	69
1979 Jim Breech	0	41	18	95
1980 Chris Bahr	0	41	19	98
1981 Chris Bahr	0	27	14	69
1982 Marcus Allen	14	0	0	84
1983 Chris Bahr	0	51	21	114
1984 Marcus Allen	18	0	0	108
1985 Chris Bahr	0	40	20	100
1986 Chris Bahr	0	36	21	99
1987 Chris Bahr	0	27	19	84
1988 Chris Bahr	0	37	18	91
1989 Jeff Jaeger	0	34	23	103
1990 Jeff Jaeger	0	40	15	85
1991 Jeff Jaeger	0	29	29	116
1992 Jeff Jaeger	0	28	15	73
1993 Jeff Jaeger	0	27	35	132
1994 Jeff Jaeger	0	31	22	97
1995 Jeff Jaeger	0	22	13	61
1996 Cole Ford	0	36	24	108
1997 Cole Ford	0	33	13	72
1998 James Jett	12	0	0	72
1998 Greg Davis	0	31	17	82

	TD	PAT	FG	Total
1999 Michael Husted	0	30	20	90
2000 Sebastian Janikowski	0	46	22	112
2001 Sebastian Janikowski	0	42	23	111
2002 Sebastian Janikowski	0	50	26	128
2003 Sebastian Janikowski	0	28	22	94
2004 Sebastian Janikowski	0	31	25	106
2005 Sebastian Janikowski	0	30	20	90
2006 Sebastian Janikowski	0	16	18	70
2007 Sebastian Janikowski	0	28	23	97
2008 Sebastian Janikowski	0	25	24	97
2009 Sebastian Janikowski	0	17	26	95
2010 Sebastian Janikowski	0	43	33	142
2011 Sebastian Janikowski	0	36	31	129
2012 Sebastian Janikowski	0	25	31	118
2013 Sebastian Janikowski	0	37	21	100
2014 Sebastian Janikowski	0	28	19	85
2015 Sebastian Janikowski	0	38	21	101
2016 Sebastian Janikowski	0	37	29	124
2017 Giorgio Tavecchio	0	33	16	81
2018 Daniel Carlson	0	18	16	66
2019 Daniel Carlson	0	34	19	91



K Sebastian Janikowski

ANNUAL LEADERS

KICKOFF RETURNS

	No	Yds	Avg	TD	Lg		No	Yds	Avg	TD	Lg		
1960	Jack Larscheid	30	852	28.4	0	78	1990	Jamie Holland	32	655	20.5	0	87
1961	George Fleming	29	588	20.3	0	36	1991	Jamie Holland	22	421	19.1	0	27
1962	Bo Roberson	27	748	27.7	1	87	1992	Alexander Wright	18	325	18.1	0	33
1963	Bo Roberson	38	809	21.3	0	58	1993	Raghib Ismail	25	605	24.2	0	66
1964	Bo Roberson	36	975	27.1	0	59	1994	Raghib Ismail	43	923	21.5	0	51
1965	Larry Todd	20	461	23.1	0	50	1995	Raghib Ismail	36	706	19.6	0	43
1966	Pervis Atkins	29	608	21.0	0	35	1996	Carl Kidd	29	622	21.4	0	48
1967	Dave Grayson	19	405	21.3	0	29	1997	Desmond Howard	61	1,318	21.6	0	45
1968	George Atkinson	32	802	25.1	0	60	1998	Desmond Howard	49	1,040	21.1	0	42
1969	George Atkinson	16	382	23.9	0	39	1999	Napoleon Kaufman	42	831	19.8	0	48
1970	George Atkinson	23	574	25.0	0	62	2000	David Dunn	44	1,073	24.4	1	88
1971	Clarence Davis	27	734	27.2	0	44	2001	Terry Kirby	46	1,066	23.2	1	90
1972	Clarence Davis	18	464	25.8	0	49	2002	Marcus Knight	29	705	24.3	0	65
1973	Clarence Davis	19	504	26.5	0	76	2003	Doug Gabriel	29	646	22.3	1	85
1974	Harold Hart	18	466	25.9	0	67	2004	Doug Gabriel	53	1,140	21.5	0	64
1975	Harold Hart	17	518	30.5	1	102	2005	Chris Carr	73	1,752	24.0	0	62
1976	Rick Jennings	16	417	26.1	0	55	2006	Chris Carr	69	1,762	25.5	0	50
1977	Carl Garrett	21	420	20.0	0	31	2007	Chris Carr	59	1,327	25.5	0	43
1978	Arthur Whittington	23	473	20.6	0	34	2008	Johnnie Lee Higgins	36	842	23.4	0	69
1979	Ira Matthews	35	873	24.9	1	104	2009	Jonathan Holland	28	550	19.6	0	60
1980	Ira Matthews	29	585	20.2	0	45	2010	Jacob Ford	53	1,280	24.2	3	101
1981	Arthur Whittington	25	563	22.5	0	47	2011	Bryan McCann	13	361	27.8	0	91
1982	Greg Pruitt	14	371	26.5	0	55	2012	Coye Francies	20	475	23.8	0	32
1983	Greg Pruitt	31	604	19.5	0	42	2013	Taiwan Jones	26	623	24.0	0	41
1984	Dokie Williams	24	621	25.9	0	62	2014	Latavius Murray	19	429	22.6	0	38
1985	Sam Seale	23	482	21.0	0	36	2015	Taiwan Jones	31	829	26.7	0	70
1986	Stefon Adams	27	573	21.2	0	51	2016	Jalen Kirkwood	17	402	23.6	0	50
1987	Vance Mueller	27	588	21.8	0	46	2017	Cordarrelle Patterson	19	538	28.3	0	49
1988	Tim Brown	41	1,098	26.8	1	97	2018	Dwayne Harris	29	663	22.9	0	34
1989	Stefon Adams	22	425	19.3	0	37	2019	Trevor Davis	19	411	21.6	0	52

PUNTING

	No	Yds	Avg	Lg		No	Yds	Avg	Lg		
1960	Wayne Crow	76	2,958	38.9	72	2000	Shane Lechler	65	2,984	45.9	69
1961	Wayne Crow	63	2,613	41.5	77	2001	Shane Lechler	73	3,375	46.2	65
1962	Cotton Davidson	38	1,452	38.2	64	2002	Shane Lechler	53	2,251	42.5	70
1963	Mike Mercer	75	3,007	40.0	53	2003	Shane Lechler	96	4,503	46.9	73
1964	Mike Mercer	59	2,446	41.5	67	2004	Shane Lechler	73	3,409	46.7	67
1965	Mike Mercer	75	3,079	41.1	70	2005	Shane Lechler	82	3,744	45.7	64
1966	Mike Eischeid	65	2,703	41.6	56	2006	Shane Lechler	77	3,660	47.5	67
1967	Mike Eischeid	76	3,364	44.3	62	2007	Shane Lechler	73	3,585	49.1	70
1968	Mike Eischeid	64	2,788	43.6	72	2008	Shane Lechler	90	4,391	48.8	70
1969	Mike Eischeid	69	2,944	42.7	58	2009	Shane Lechler	96	4,909	51.1	70
1970	Mike Eischeid	79	3,121	39.5	57	2010	Shane Lechler	77	3,618	47.0	68
1971	Jerry DePoyster	51	2,013	39.5	56	2011	Shane Lechler	78	3,960	50.8	80
1972	Jerry DePoyster	55	2,031	36.9	57	2012	Shane Lechler	81	3,826	47.2	68
1973	Ray Guy	69	3,127	45.3	72	2013	Marquette King	84	4,107	48.9	66
1974	Ray Guy	74	3,124	42.2	66	2014	Marquette King	109	4,930	45.2	62
1975	Ray Guy	68	2,979	43.8	64	2015	Marquette King	83	3,697	44.5	70
1976	Ray Guy	67	2,785	41.6	66	2016	Marquette King	81	3,937	48.6	72
1977	Ray Guy	59	2,552	43.3	74	2017	Marquette King	69	3,270	47.4	65
1978	Ray Guy	81	3,462	42.7	69	2018	Johnny Townsend	70	3,022	43.2	64
1979	Ray Guy	69	2,939	42.6	71	2019	AJ Cole	67	3,081	46.0	74
1980	Ray Guy	71	3,099	43.6	66						
1981	Ray Guy	96	4,195	43.7	69						
1982	Ray Guy	47	1,839	39.1	57						
1983	Ray Guy	78	3,384	42.8	67						
1984	Ray Guy	91	3,809	41.9	63						
1985	Ray Guy	89	3,627	40.8	68						
1986	Ray Guy	90	3,620	40.2	64						
1987	Stan Talley	56	2,277	40.7	63						
1988	Jeff Gossett	91	3,804	41.8	58						
1989	Jeff Gossett	67	2,711	40.5	60						
1990	Jeff Gossett	60	2,315	38.6	57						
1991	Jeff Gossett	67	2,961	44.2	61						
1992	Jeff Gossett	77	3,255	42.3	56						
1993	Jeff Gossett	71	2,971	41.8	61						
1994	Jeff Gossett	77	3,377	43.9	65						
1995	Jeff Gossett	75	3,089	41.2	60						
1996	Jeff Gossett	57	2,264	39.7	64						
1997	Leo Araguz	93	4,189	45.0	63						
1998	Leo Araguz	98	4,256	43.4	64						
1999	Leo Araguz	76	3,045	40.1	56						



P Shane Lechler

SUPERLATIVES

1,000 YARDS RUSHING

Yds	Name	Year
1,759	Marcus Allen	1985
1,294	Napoleon Kaufman	1997
1,273	Mark van Eeghen	1977
1,168	Marcus Allen	1984
1,157	Darren McFadden	2010
1,150	Josh Jacobs	2019
1,114	Harvey Williams	1995
1,100	Marv Hubbard	1972
1,099	Clem Daniels	1963
1,080	Mark van Eeghen	1978
1,066	Latavius Murray	2015
1,046	Tyrone Wheatley	2000
1,025	LaMont Jordan	2005
1,014	Marcus Allen	1983
1,012	Mark van Eeghen	1976
1,009	Justin Fargas	2007

1,000 YARDS RECEIVING

Yds	Name	Year
1,408	Tim Brown	1997
1,361	Art Powell	1964
1,344	Tim Brown	1999
1,342	Tim Brown	1995
1,309	Tim Brown	1994
1,304	Art Powell	1963
1,260	Warren Wells	1969
1,247	Todd Christensen	1983
1,211	Jerry Rice	2002
1,180	Tim Brown	1993
1,165	Tim Brown	2001
1,153	Todd Christensen	1986
1,153	Amari Cooper	2016
1,145	Darren Waller	2019
1,139	Jerry Rice	2001
1,137	Warren Wells	1968
1,128	Tim Brown	2000
1,111	Cliff Branch	1976
1,104	Tim Brown	1996
1,092	Cliff Branch	1974
1,070	Amari Cooper	2015
1,069	Mervyn Fernandez	1989
1,037	Fred Biletnikoff	1968
1,026	Art Powell	1966
1,012	Tim Brown	1998
1,007	Todd Christensen	1984
1,005	Randy Moss	2005
1,003	Michael Crabtree	2016

3,000 YARDS PASSING

Yds	Name	Year
4,689	Rich Gannon	2002
4,054	Derek Carr	2019
4,049	Derek Carr	2018
4,018	Carson Palmer	2012
3,987	Derek Carr	2015
3,937	Derek Carr	2016
3,917	Jeff George	1997
3,840	Rich Gannon	1999
3,828	Rich Gannon	2001
3,759	Kerry Collins	2005
3,615	Ken Stabler	1979
3,496	Derek Carr	2017
3,495	Kerry Collins	2004
3,430	Rich Gannon	2000
3,334	Jeff Hostetler	1994
3,302	Daryle Lamonica	1969
3,270	Derek Carr	2014
3,245	Daryle Lamonica	1968
3,242	Jeff Hostetler	1993
3,228	Daryle Lamonica	1967

100 YARDS RUSHING

Att	Yds	Name	Game
28	227	Napoleon Kaufman	Oct. 19, 1997 vs. Den.
18	221	Bo Jackson	Nov. 30, 1987 at Sea.
27	200	Clem Daniels	Oct. 20, 1963 vs. NYJ
20	187	Clem Daniels	Dec. 9, 1962 at HouO.
28	187	Hewritt Dixon	Sept. 29, 1968 at HouO.
22	179	Justin Fargas	Sept. 30, 2007 at Mia.
27	177	Michael Bush	Dec. 28, 2008 at TB
24	173	Marcus Allen	Nov. 24, 1985 vs. Den.
19	171	Darren McFadden	Sept. 25, 2011 vs. NYJ
19	167	Clem Daniels	Oct. 25, 1964 vs. Den.
16	165	Darren McFadden	Oct. 24, 2010 at Den.
18	164	Hewritt Dixon	Oct. 19, 1970 vs. Was.
21	164	Darren McFadden	Sept. 14, 2008 at KC
26	162	Napoleon Kaufman	Sept. 28, 1997 vs. StL.
19	160	Harvey Williams	Oct. 8, 1995 vs. Sea.
13	159	Bo Jackson	Nov. 5, 1989 vs. Cin.
25	159	LaMont Jordan	Sept. 16, 2007 at Den.
22	158	Clem Daniels	Dec. 22, 1963 vs. HouO.
30	157	Michael Bush	Nov. 10, 2011 at SD
24	156	Marcus Allen	Dec. 5, 1982 vs. Sea.
28	156	Marcus Allen	Dec. 1, 1985 at Atl.
15	156	Tyrone Wheatley	Oct. 22, 2000 vs. Sea.
20	155	Marcus Allen	Dec. 2, 1984 at Mia.
17	152	Napoleon Kaufman	Nov. 29, 1998 vs. Was.
26	151	Mark van Eeghen	Sept. 17, 1978 at GB
22	150	Darren McFadden	Sept. 12, 2011 at Den.
22	150	Rashad Jennings	Nov. 17, 2013 at Hou.
20	149	Larry Todd	Nov. 7 1965 at HouO.
25	146	Charlie Smith	Nov. 12, 1972 at Cin.
26	146	Tyrone Wheatley	Dec. 16, 2000 at Sea.
33	146	Justin Fargas	Dec. 2, 2007 vs. Den.
30	145	Darren McFadden	Sept. 19, 2010 vs. StL.
16	144	Clem Daniels	Dec. 20, 1964 vs. SD
19	144	Bo Jackson	Oct. 29, 1989 vs. Was.
26	143	Marv Hubbard	Dec. 5, 1971 at Atl.
36	143	Mark van Eeghen	Oct. 23, 1977 at NYJ
26	143	Mark van Eeghen	Nov. 28, 1977 vs. Buf.
31	143	Napoleon Kaufman	Oct. 25, 1998 vs. Cin.
12	141	Tony Teresa	Nov. 13, 1960 vs. Buf.
14	140	Napoleon Kaufman	Sept. 14, 1997 at Atl.

Att	Yds	Name	Game
20	139	Napoleon Kaufman	Sept. 13, 1998 vs. NYG
22	139	Justin Fargas	Nov. 25, 2007 at KC
26	139	Latavius Murray	Sept. 27, 2015 at Cle.
12	138	Kenny King	Oct. 12, 1980 vs. SD
25	137	Michael Bush	Jan. 2, 2011 at KC
25	136	Kenny King	Sept. 21, 1980 vs. Was.
33	136	Marcus Allen	Sept. 13, 1987 at GB
21	136	Joe Aska	Oct. 6, 1996 at NYJ
31	135	Marcus Allen	Nov. 17, 1985 vs. Cin.
25	135	Marcus Allen	Dec. 8, 1985 at Den.
29	135	Charlie Garner	Dec. 28, 2002 vs. KC
26	134	Arthur Whittington	Nov. 5, 1978 at KC
24	134	Harvey Williams	Nov. 5, 1995 at Cin.
21	134	Zack Crockett	Jan. 2, 2005 vs. Jac.
21	133	Mark van Eeghen	Nov. 21, 1976 at Phi.
18	133	Michael Bush	Dec. 20, 2009 at Den.
25	132	LaMont Jordan	Dec. 18, 2005 vs. Cle.
20	130	Marshawn Lynch	Sept. 30, 2018 vs. Cle.
18	129	Bo Jackson	Dec. 10, 1990 at Det.
19	129	Darren McFadden	Sept. 15, 2013 vs. Jac.
29	128	Harvey Williams	Oct. 30, 1994 vs. HouO.
20	128	LaMont Jordan	Oct. 1, 2006 vs. Cle.
15	127	Charlie Garner	Sept. 8, 2002 vs. Sea.
20	126	Marcus Allen	Jan. 2, 1983 at SD
29	126	Marcus Allen	Oct. 6, 1985 vs. KC
27	126	Napoleon Kaufman	Sept. 21, 1997 at NYJ
26	126	LaMont Jordan	Oct. 2, 2005 at Atl.
19	125	Clem Daniels	Oct. 27, 1963 at SD
24	125	Marv Hubbard	Sept. 24, 1972 at GB
21	124	Josh Jacobs	Oct. 20, 2019 at GB
25	123	Pete Banaszak	Oct. 26, 1969 at SD
24	123	Marcus Allen	Dec. 23, 1985 at LARm.
16	123	Darren McFadden	Dec. 12, 2010 at Jac.
19	123	Marcel Reece	Dec. 8, 2013 at NYJ
26	123	Josh Jacobs	Oct. 6, 2019 vs. Chi.
31	122	Clem Daniels	Nov. 8, 1963 at KC
20	122	Marv Hubbard	Oct. 15, 1972 vs. Buf.
8	122	Napoleon Kaufman	Dec. 19, 1999 vs. TB
28	122	LaMont Jordan	Oct. 23, 2005 vs. Buf.
29	122	Dominic Rhodes	Dec. 30, 2007 vs. SD

100 YARDS RUSHING

Att	Yds	Name	Game
11	121	Marv Hubbard	Dec. 2, 1973 at Hou.O.
29	121	LaMont Jordan	Sept. 23, 2010 vs. Cle.
17	120	Clarence Davis	Nov. 16, 1975 vs. Cle.
28	120	Josh Jacobs	Nov. 3, 2019 vs. Det.
28	119	Marcus Allen	Nov. 10, 1985 at SD
14	119	Michael Bush	Nov. 15, 2009 vs. KC
20	119	Darren McFadden	Dec. 19, 2010 vs. Den.
16	118	Charlie Smith	Nov. 24, 1968 at Cin.
28	118	Marv Hubbard	Dec. 11, 1972 vs. NYJ
17	118	Frank Hawkins	Oct. 23, 1983 at Dal.
24	117	Marv Hubbard	Oct. 27, 1974 at SF
13	117	Bo Jackson	Dec. 2, 1990 at Den.
8	117	Bo Jackson	Dec. 16, 1990 vs. Cin.
14	117	Amos Zereoue	Oct. 3, 2004 at Hou.
18	116	Clarence Davis	Oct. 6, 1974 at Cle.
27	116	Pete Banaszak	Nov. 30, 1975 at Atl.
24	116	Mark van Eeghen	Oct. 3, 1977 at KC
23	116	Marcus Allen	Sept. 12, 1982 at SF
7	116	Napoleon Kaufman	Sept. 22, 1996 vs. SD
24	116	Napoleon Kaufman	Sept. 27, 1998 at Dal.
20	115	Clem Daniels	Sept. 26, 1965 vs. Hou.O.
25	115	Marv Hubbard	Dec. 8, 1973 vs. KC
19	115	Mark van Eeghen	Dec. 21, 1980 at NYG
27	115	Dominic Rhodes	Dec. 23, 2007 at Jac.
25	114	Mark van Eeghen	Oct. 9, 1977 at Cle.
22	114	Bo Jackson	Dec. 10, 1989 vs. Pho.C.
29	114	Darren McFadden	Oct. 28, 2012 at KC
20	114	Latavius Murray	Nov. 6, 2016 vs. Den.
20	113	Clem Daniels	Oct. 8, 1965 at BosP.
18	113	Darren McFadden	Sept. 23, 2012 vs. Pit.
20	113	Latavius Murray	Nov. 1, 2015 vs. NYJ
28	112	Mark van Eeghen	Dec. 11, 1977 vs. Min.
17	112	Napoleon Kaufman	Oct. 26, 1997 at Sea.
20	112	Tyrone Wheatley	Nov. 5, 2000 vs. KC
13	112	Terrelle Pryor	Sept. 8, 2013 at Ind.
4	112	Latavius Murray	Nov. 20, 2014 vs. KC
23	112	Josh Jacobs	Nov. 17, 2019 vs. Cin.
16	111	Marv Hubbard	Nov. 10, 1974 vs. Det.
30	111	Marcus Allen	Oct. 28, 1985 vs. SD
19	111	Tyrone Wheatley	Dec. 19, 1999 vs. TB
21	111	Darren McFadden	Oct. 31, 2010 vs. Sea.
23	110	Clem Daniels	Dec. 12, 1965 vs. NYJ
18	110	Marcus Allen	Nov. 25, 1984 vs. Ind.
30	110	Darren McFadden	Dec. 16, 2012 vs. KC
27	109	Marcus Allen	Dec. 15, 1985 vs. Sea.
8	109	Napoleon Kaufman	Dec. 9, 1996 vs. KC
20	109	Napoleon Kaufman	Nov. 16, 1997 at SD
32	109	Tyrone Wheatley	Nov. 16, 2003 vs. Min.

Att	Yds	Name	Game
30	109	Michael Bush	Nov. 20, 2011 at Min.
16	107	Wayne Crow	Oct. 1, 1961 vs. Den.
22	107	Marv Hubbard	Nov. 3, 1974 at Den.
19	107	Marcus Allen	Oct. 21, 1984 at SD
28	107	Marcus Allen	Oct. 13, 1985 vs. NO
16	107	Eric Dickerson	Nov. 22, 1992 vs. Den.
27	107	Harvey Williams	Oct. 23, 1994 vs. Atl.
24	107	Justin Fargas	Nov. 23, 2008 at Den.
21	107	Doug Martin	Dec. 24, 2018 vs. Den.
19	106	Hewritt Dixon	Oct. 25, 1970 vs. Pit.
9	106	Terrelle Pryor	Oct. 27, 2013 vs. Pit.
20	105	Clarence Davis	Oct. 30, 1977 at Den.
22	105	Marcus Allen	Sept. 19, 1983 vs. Mia.
25	105	Darren McFadden	Sept. 26, 2010 at Ari.
16	104	Clem Daniels	Nov. 15, 1964 vs. Hou.O.
15	104	Clem Daniels	Oct. 23, 1966 at NYJ
11	104	Clem Daniels	Nov. 13, 1966 at SD
16	104	Hewritt Dixon	Sept. 15, 1968 at Buf.
23	104	Marcus Allen	Sept. 14, 1986 at Was.
15	104	Napoleon Kaufman	Nov. 24, 1996 vs. Sea.
23	104	Justin Fargas	Nov. 4, 2007 vs. Hou.
26	104	Michael Bush	Oct. 10, 2010 vs. SD
17	104	Josh Jacobs	Dec. 1, 2019 at KC
22	103	Clem Daniels	Dec. 5, 1965 vs. Den.
15	103	Marv Hubbard	Oct. 4, 1971 at Cle.
21	103	Bo Jackson	Nov. 12, 1989 at SD
17	103	Eric Dickerson	Nov. 29, 1992 at SD
19	103	Marcel Reece	Nov. 18, 2012 vs. NO
22	103	Latavius Murray	Dec. 8, 2016 at KC
15	102	Clarence Davis	Oct. 3, 1977 at KC
17	102	Kenny King	Nov. 1, 1981 vs. NE
11	102	Kenny King	Dec. 7, 1981 vs. Pit.
24	102	Marcus Allen	Sept. 7, 1986 vs. Den.
20	102	Marcus Allen	Oct. 23, 1988 at NO
18	102	Tyrone Wheatley	Sept. 26, 2004 vs. TB
15	102	Rashad Jennings	Nov. 3, 2013 vs. Phi.
10	101	Clem Daniels	Sept. 9, 1962 vs. NYT
23	101	Charlie Smith	Nov. 19, 1972 at Den.
19	101	Marcus Allen	Nov. 3, 1985 at Sea.
20	101	Harvey Williams	Nov. 27, 1995 at SD
17	101	Marshawn Lynch	Dec. 3, 2017 vs. NYG
19	101	Marshawn Lynch	Dec. 31, 2017 at LAC
18	100	Clarence Davis	Nov. 6, 1977 vs. Sea.
8	100	Booker Russell	Nov. 25, 1979 at Den.
20	100	Tyrone Wheatley	Oct. 3, 1999 at Sea.
16	100	Charlie Garner	Nov. 24, 2002 at Ari.
21	100	Doug Martin	Dec. 30, 2018 at KC



RB Bo Jackson

100 YARDS RECEIVING

Rec	Yds	Name	Game
10	247	Art Powell	Dec. 22, 1963 vs. Hou.O.
11	210	Amari Cooper	Oct. 19, 2017 vs. KC
11	206	Art Powell	Oct. 8, 1965 at BosP.
7	198	Warren Wells	Oct. 11, 1970 vs. Den.
4	193	Jessie Hester	Nov. 30, 1986 vs. Phi.
11	190	Tim Brown	Oct. 24, 1999 vs. NYJ
10	183	Tim Brown	Dec. 5, 1993 at Buf.
7	181	Art Powell	Sept. 7, 1963 at Hou.O.
9	180	Jared Cook	Sept. 10, 2018 vs. LAR
6	179	Rod Barksdale	Dec. 21, 1986 vs. Ind.
4	173	Marcus Allen	Oct. 7, 1984 vs. Sea.
11	173	Todd Christensen	Nov. 20, 1986 at SD
11	173	Tim Brown	Jan. 2, 1994 vs. Den.
12	173	Amari Cooper	Oct. 30, 2016 at TB
6	173	Jordy Nelson	Sept. 23, 2018 at Mia.
3	172	Clem Daniels	Sept. 15, 1963 vs. Buf.
7	172	Tim Brown	Oct. 8, 2000 at SF
5	167	Cliff Branch	Oct. 10, 1976 at SD
14	164	Tim Brown	Dec. 21, 1997 vs. Jac.
10	163	Warren Wells	Dec. 8, 1968 vs. Den.
5	163	Cliff Branch	Nov. 7, 1976 at Chi.
10	163	Tim Brown	Nov. 2, 1997 at Car.
12	161	Tim Brown	Nov. 19, 1995 vs. Dal.
10	159	Jerry Rice	Dec. 22, 2003 vs. GB
6	158	Fred Biletnikoff	Nov. 23, 1967 at KC
5	158	Todd Christensen	Nov. 2, 1986 vs. Den.
8	158	Tim Brown	Aug. 31, 1997 at Ten.
7	156	Cliff Branch	Sept. 16, 1979 at Sea.
5	156	Tim Brown	Oct. 31, 1993 vs. SD
8	156	Tim Brown	Oct. 1, 1995 at NYJ
2	155	Dick Dorsey	Dec. 2, 1962 at SD
7	155	Cliff Branch	Nov. 30, 1975 vs. Atl.
4	155	Mervyn Fernandez	Oct. 23, 1988 at NO
11	155	Tim Brown	Sept. 8, 1997 vs. KC
8	155	Darius Heyward-Bey	Dec. 18, 2011 vs. Det.
10	153	Tim Brown	Sept. 21, 1997 at NYJ
9	152	Art Powell	Oct. 25, 1964 vs. Den.
5	152	Warren Wells	Nov. 30, 1969 at NYJ
11	152	Todd Christensen	Oct. 16, 1983 at Sea.
8	150	Art Powell	Sept. 22, 1963 vs. BosP.
10	150	Tim Brown	Dec. 3, 1995 vs. KC
8	148	Fred Biletnikoff	Oct. 17, 1971 vs. Phi.
5	148	James Jett	Sept. 21, 1997 at NYJ
8	148	Jerry Porter	Dec. 19, 2004 vs. Ten.
6	148	Jacoby Ford	Nov. 7, 2010 vs. KC
2	147	Willie Gault	Nov. 5, 1989 vs. Cin.
5	146	Denarius Moore	Sept. 18, 2011 at Buf.
7	145	Tim Brown	Oct. 14, 2001 at Ind.
8	144	Fred Biletnikoff	Nov. 3, 1968 vs. KC
7	144	Jerry Rice	Sept. 29, 2002 vs. Ten.
13	144	Tim Brown	Oct. 27, 2002 at KC
5	143	Art Powell	Nov. 29, 1964 at Den.
8	143	Dokie Williams	Sept. 28, 1986 vs. SD
5	143	Tim Brown	Oct. 8, 1995 vs. Sea.
6	142	Jerry Porter	Nov. 20, 2005 at Was.
6	141	Art Powell	Oct. 10, 1964 at NYJ
9	141	Ronald Curry	Dec. 5, 2004 vs. KC
8	140	Todd Christensen	Dec. 1, 1983 at SD
10	140	Tim Brown	Dec. 26, 1998 vs. KC
6	139	Zach Miller	Oct. 18, 2009 vs. Phi.
6	138	Cliff Branch	Dec. 1, 1974 vs. NE
6	138	Cliff Branch	Sept. 19, 1982 at Atl.
7	138	James Jett	Nov. 21, 1993 at SD
6	138	Amari Cooper	Oct. 9, 2016 vs. SD
8	137	Fred Biletnikoff	Nov. 24, 1968 at Cin.
6	137	Amari Cooper	Sept. 11, 2016 at NO
5	136	Warren Wells	Nov. 2, 1969 at Cin.
12	136	Dave Casper	Oct. 3, 1976 at NE
8	136	Todd Christensen	Dec. 18, 1983 vs. SD
7	136	Tim Brown	Sept. 18, 1994 at Den.
7	136	Andre Holmes	Nov. 28, 2013 at Dal.
7	135	Art Powell	Sept. 13, 1964 vs. BosP.
4	135	Cliff Branch	Oct. 24, 1976 vs. GB
7	135	Daryl Hobbs	Sept. 24, 1995 vs. Phi.
6	135	Jerry Porter	Nov. 28, 2004 at Den.
7	134	Todd Christensen	Oct. 28, 1985 vs. SD

Rec	Yds	Name	Game
4	134	Mike Dyal	Dec. 3, 1989 vs. Den.
8	134	Mervyn Fernandez	Oct. 7, 1990 at Buf.
8	134	Amari Cooper	Sept. 27, 2015 at Cle.
13	134	Darren Waller	Sept. 22, 2019 at Min.
9	133	Art Powell	Sept. 18, 1966 vs. KC
7	133	Warren Wells	Nov. 24, 1968 at Cin.
8	133	Tim Brown	Sept. 9, 2001 at KC
7	133	Jerry Rice	Oct. 13, 2002 at StL.
10	133	Ronald Curry	Sept. 9, 2007 vs. Atl.
5	133	Amari Cooper	Oct. 25, 2015 at SD
6	132	Art Powell	Dec. 8, 1963 vs. SD
9	132	Fred Biletnikoff	Sept. 20, 1969 vs. Mia.
7	132	Cliff Branch	Sept. 28, 1975 at BalC.
6	132	James Lofton	Dec. 6, 1987 vs. Buf.
8	132	Tim Brown	Nov. 20, 1994 vs. NYJ
5	131	Dokie Williams	Sept. 8, 1985 vs. NO
4	131	Willie Gault	Sept. 10, 1989 vs. SD
8	131	Jerry Rice	Nov. 18, 2001 vs. SD
4	130	James Lofton	Sept. 18, 1988 vs. LARm.
5	130	Mervyn Fernandez	Sept. 23, 1990 vs. Atl.
8	130	Tim Brown	Oct. 23, 1994 vs. Pit.
5	130	Randy Moss	Sept. 8, 2005 at NE
9	130	Darius Heyward-Bey	Jan. 1, 2012 vs. SD
14	130	Brandon Myers	Dec. 2, 2012 vs. Cle.
7	130	Rod Streater	Dec. 8, 2013 at NYJ
5	129	Hewritt Dixon	Oct. 16, 1966 at KC
8	129	Malcolm Barnwell	Sept. 16, 1984 at KC
7	129	Randy Moss	Oct. 22, 2006 vs. Ari.
10	129	Amari Cooper	Oct. 16, 2016 vs. KC
7	128	Fred Biletnikoff	Oct. 31, 1971 vs. KC
6	128	Bob Chandler	Dec. 21, 1981 at SD
5	128	Cliff Branch	Dec. 18, 1982 vs. LARm.
4	128	James Lofton	Nov. 8, 1987 at Min.
4	128	Louis Murphy	Dec. 6, 2009 at Pit.
8	128	Amari Cooper	Sept. 30, 2018 vs. Cle.
5	127	Clem Daniels	Dec. 15, 1963 vs. Den.
3	127	Warren Wells	Nov. 10, 1968 at Den.
7	127	Warren Wells	Sept. 27, 1970 at SD
8	127	Tim Brown	Dec. 24, 1995 vs. Den.
6	127	Tim Brown	Sept. 13, 1998 vs. NYG
5	127	Randy Moss	Sept. 18, 2005 vs. KC
7	126	Cliff Branch	Dec. 3, 1979 at NO
8	126	Tim Brown	Nov. 4, 1996 vs. Den.
7	126	Jerry Rice	Sept. 28, 2003 vs. SD
8	126	Jared Cook	Nov. 5, 2017 at Mia.
7	126	Darren Waller	Oct. 20, 2019 at GB
6	125	Warren Wells	Nov. 3, 1968 vs. KC
7	125	Cliff Branch	Nov. 11, 1974 vs. SD
4	125	Cliff Branch	Nov. 23, 1980 at NYJ
6	125	Mervyn Fernandez	Dec. 24, 1989 at PhiG.
3	125	Raghib Ismail	Oct. 22, 1995 vs. Ind.
8	125	Tim Brown	Nov. 30, 1997 vs. Mia.
7	124	Cliff Branch	Oct. 13, 1974 at SD
7	124	Dave Casper	Sept. 12, 1976 vs. Pit.
8	124	Todd Christensen	Oct. 25, 1987 vs. Sea.
4	124	Mervyn Fernandez	Sept. 24, 1989 at Den.
6	124	Denarius Moore	Sept. 23, 2013 at KC
4	123	Charlie Hardy	Dec. 4, 1960 vs. LACHa.
5	123	Cliff Branch	Oct. 20, 1980 at Pit.
7	123	Ethan Horton	Nov. 17, 1991 vs. Sea.
4	123	Randy Moss	Oct. 2, 2005 vs. Dal.
6	123	Jerry Porter	Oct. 30, 2005 at Ten.
5	123	Denarius Moore	Nov. 10, 2011 at SD
4	122	Derrick Ramsey	Nov. 21, 1981 vs. SD
2	122	Dokie Williams	Dec. 2, 1984 at Mia.
6	122	Steve Smith	Sept. 26, 1988 at Den.
6	122	Tim Brown	Jan. 2, 2000 at KC
10	122	Tim Brown	Nov. 13, 2000 at Den.
11	122	Zach Miller	Oct. 3, 2010 vs. Hou.
8	122	Darren Waller	Dec. 15, 2019 vs. Jac.
7	121	Art Powell	Oct. 16, 1964 at BosP.
8	121	Fred Biletnikoff	Nov. 24, 1974 vs. Den.
9	121	Tim Brown	Sept. 26, 1999 vs. Chi.
4	121	Andre Holmes	Oct. 12, 2014 vs. SD
7	120	Fred Biletnikoff	Nov. 17, 1968 vs. NYJ
8	120	Todd Christensen	Sept. 24, 1984 vs. SD

100 YARDS RECEIVING

Rec	Yds	Name	Game
11	120	Tim Brown	Sept. 22, 1996 vs. SD
4	120	Ronald Curry	Nov. 18, 2007 at Min.
6	120	Amari Cooper	Dec. 20, 2015 vs. GB
9	119	Fred Biletnikoff	Oct. 4, 1969 at Mia.
5	119	Mervyn Fernandez	Dec. 10, 1989 vs. PhoC.
5	119	Louis Murphy	Sept. 26, 2010 at Ari.
7	118	Fred Biletnikoff	Oct. 24, 1965 vs. BosP.
5	118	Warren Wells	Oct. 27, 1968 vs. Cin.
2	117	Willie Gault	Dec. 22, 1990 at Min.
4	117	James Jett	Nov. 28, 1993 at Cin.
7	117	Tim Brown	Nov. 14, 1999 vs. SD
6	117	Andre Rison	Nov. 13, 2000 at Den.
6	117	Tim Brown	Nov. 25, 2001 at NYG
7	117	Jerry Porter	Oct. 6, 2002 at Buf.
6	116	Tony Teresa	Sept. 11, 1960 vs. HouO.
4	116	Art Powell	Dec. 12, 1965 vs. NYJ
4	116	Art Powell	Nov. 24, 1966 vs. Buf.
8	116	Fred Biletnikoff	Oct. 22, 1973 at Den.
3	116	Mike Siani	Oct. 22, 1973 at Den.
11	116	Todd Christensen	Sept. 12, 1985 at KC
6	116	Tim Brown	Oct. 18, 1993 at Den.
5	116	Rickey Dudley	Nov. 9, 1997 vs. NO
5	116	James Jett	Sept. 20, 1998 vs. Den.
7	116	Randy Moss	Dec. 31, 2005 vs. NYG
10	116	Amari Cooper	Sept. 16, 2018 at Den.
7	116	Jared Cook	Dec. 9, 2018 vs. Pit.
5	115	Art Powell	Sept. 19, 1964 at HouO.
3	115	Bo Roberson	Oct. 16, 1964 at BosP.
6	115	Fred Biletnikoff	Nov. 22, 1970 vs. SD
8	115	Cliff Branch	Nov. 13, 1977 vs. HouO.
4	115	Darrius Heyward-Bey	Oct. 2, 2011 vs. NE
7	115	Amari Cooper	Nov. 29, 2015 at Ten.
3	115	Amari Cooper	Dec. 31, 2017 at LAC
4	114	Billy Cannon	Sept. 17, 1967 vs. BosP.
10	114	Fred Biletnikoff	Nov. 5, 1972 at KC
8	114	Todd Christensen	Nov. 13, 1983 vs. Den.
4	114	Tim Brown	Nov. 28, 1988 at Sea.
6	114	Sam Graddy	Sept. 20, 1992 at Cin.
7	114	Tim Brown	Oct. 7, 2001 vs. Dal.
4	113	Warren Wells	Dec. 15, 1968 at SD
6	113	Fred Biletnikoff	Sept. 20, 1970 at Cin.
9	113	Fred Biletnikoff	Nov. 23, 1975 at Was.
3	113	Dokie Williams	Nov. 16, 1986 vs. Cle.
5	113	James Lofton	Oct. 9, 1988 vs. Mia.
4	113	Mervyn Fernandez	Dec. 18, 1988 vs. Sea.
7	113	Mervyn Fernandez	Oct. 1, 1989 vs. Sea.
7	113	Tim Brown	Oct. 31, 1999 vs. Mia.
7	113	Jerry Rice	Dec. 8, 2002 at SD
6	113	Jerry Porter	Oct. 24, 2004 vs. NO
6	113	Seth Roberts	Nov. 29, 2015 at Ten.
5	112	Clem Daniels	Oct. 30, 1966 at BosP.
6	112	Cliff Branch	Dec. 6, 1976 vs. Cin.
7	112	Dave Casper	Nov. 5, 1978 at KC
5	112	Calvin Muhammad	Oct. 2, 1983 at Was.
7	112	Todd Christensen	Nov. 10, 1985 at SD
5	112	James Lofton	Dec. 13, 1987 at KC
7	112	James Jett	Oct. 13, 1996 vs. Det.
8	112	Charlie Garner	Sept. 7, 2003 at Ten.
9	112	James Jones	Sept. 14, 2014 vs. Hou.
5	111	Billy Cannon	Oct. 25, 1964 vs. Den.
4	111	Mike Siani	Sept. 17, 1972 at Pit.
6	111	Mike Siani	Sept. 16, 1973 at Min.
5	111	Cliff Branch	Dec. 12, 1982 at KC
9	111	Michael Crabtree	Sept. 20, 2015 vs. Bal.
6	110	Billy Cannon	Oct. 10, 1964 at NYJ
5	110	Fred Biletnikoff	Dec. 17, 1967 vs. NYJ
4	110	Fred Biletnikoff	Nov. 9, 1969 vs. Den.
8	110	Raymond Chester	Oct. 19, 1970 vs. Was.
5	110	Cliff Branch	Nov. 28, 1976 vs. TB
7	110	Jerry Rice	Nov. 24, 2002 at Ari.
6	110	Tim Brown	Sept. 28, 2003 vs. SD
6	110	Ronald Curry	Nov. 28, 2004 at Den.
9	110	Zach Miller	Dec. 27, 2009 at Cle.
9	110	Michael Crabtree	Nov. 27, 2016 vs. Car.
8	110	Jared Cook	Sept. 30, 2018 vs. Cle.
3	109	Clem Daniels	Nov. 7, 1965 at HouO.
5	109	Art Powell	Oct. 23, 1966 at NYJ

Rec	Yds	Name	Game
2	109	Billy Cannon	Nov. 20, 1966 at Den.
4	109	Art Powell	Dec. 11, 1966 vs. Den.
3	109	Fred Biletnikoff	Oct. 22, 1967 at BosP.
7	109	Fred Biletnikoff	Nov. 26, 1970 at Det.
10	109	Cliff Branch	Dec. 16, 1979 at Sea.
7	109	Todd Christensen	Dec. 1, 1985 at Atl.
3	109	Tim Brown	Dec. 26, 1999 at SD
7	109	Mychal Rivera	Dec. 7, 2014 vs. SF
7	109	Amari Cooper	Sept. 20, 2015 vs. Bal.
5	108	Cliff Branch	Nov. 3, 1974 at Den.
7	108	Mark van Egghen	Oct. 21, 1979 at NYJ
2	108	Willie Gault	Dec. 18, 1988 vs. Sea.
9	108	Jerry Rice	Dec. 30, 2001 at Den.
4	108	Jacoby Ford	Nov. 28, 2010 vs. Mia.
7	108	Michael Crabtree	Nov. 8, 2015 at Pit.
8	108	Michael Crabtree	Oct. 30, 2016 at TB
3	107	Bo Roberson	Nov. 11, 1962 vs. HouO.
6	107	Fred Biletnikoff	Oct. 6, 1968 vs. BosP.
5	107	Raymond Chester	Oct. 25, 1970 vs. Pit.
4	107	Morris Bradshaw	Sept. 10, 1978 at SD
5	107	Dokie Williams	Nov. 9, 1986 at Dal.
3	107	Mervyn Fernandez	Oct. 28, 1991 at KC
4	107	Tim Brown	Dec. 18, 1994 at Sea.
7	107	Tim Brown	Oct. 26, 1997 at Sea.
6	107	Jared Cook	Oct. 19, 2017 vs. KC
7	107	Hunter Renfrow	Dec. 22, 2019 at LAC
6	107	Darren Waller	Dec. 29, 2019 at Den.
9	106	Art Powell	Dec. 6, 1964 vs. Buf.
3	106	Warren Wells	Sept. 21, 1968 at Mia.
2	106	Tim Brown	Dec. 8, 1991 vs. Buf.
5	106	Rickey Dudley	Sept. 28, 1997 vs. StL.
5	106	James Jett	Dec. 20, 1998 at SD
11	106	Ronald Curry	Dec. 23, 2006 vs. KC
5	105	Jack Larscheid	Sept. 11, 1960 vs. HouO.
2	105	Warren Wells	Nov. 16, 1969 vs. SD
4	105	Fred Biletnikoff	Nov. 11, 1973 vs. Pit.
8	105	Todd Christensen	Sept. 28, 1986 vs. SD
6	105	Rickey Dudley	Nov. 8, 1988 at Bal.
5	105	Darrius Heyward-Bey	Oct. 31, 2010 vs. Sea.
5	105	Jacoby Ford	Nov. 6, 2011 vs. Den.
8	104	Art Powell	Sept. 2, 1966 at Mia.
7	104	Dave Casper	Oct. 10, 1976 at SD
8	104	Marcus Allen	Oct. 30, 1983 vs. Sea.
9	104	Todd Christensen	Dec. 21, 1986 vs. Ind.
4	104	Mervyn Fernandez	Oct. 2, 1988 vs. Cin.
6	104	Tim Brown	Sept. 13, 1992 at Cin.
6	104	Alexander Wright	Dec. 19, 1993 vs. TB
9	104	Tim Brown	Dec. 6, 1998 vs. Mia.
6	104	Doug Jolley	Dec. 8, 2002 at SD
5	104	Denarius Moore	Oct. 14, 2012 at Atl.
3	103	Cliff Branch	Oct. 31, 1976 vs. Den.
4	103	Willie Gault	Sept. 30, 1990 vs. Chi.
9	103	Jerry Rice	Nov. 11, 2002 at Den.
4	102	Warren Wells	Dec. 7, 1969 vs. Cin.
5	102	Cliff Branch	Nov. 10, 1974 vs. Det.
6	102	Marcus Allen	Sept. 7, 1986 at Den.
4	102	Willie Gault	Oct. 2, 1988 vs. Cin.
5	102	Mervyn Fernandez	Nov. 19, 1989 at HouO.
3	102	Sam Graddy	Sept. 1, 1991 at HouO.
3	102	Tim Brown	Dec. 17, 1995 at Sea.
7	102	Michael Crabtree	Nov. 1, 2015 vs. NYJ
8	102	Michael Crabtree	Sept. 25, 2016 at Ten.
6	102	Hunter Renfrow	Dec. 29, 2019 at Den.
4	101	Clem Daniels	Oct. 29, 1967 vs. SD
5	101	Warren Wells	Oct. 19, 1969 vs. Buf.
7	101	Dave Casper	Oct. 3, 1977 at KC
3	101	Willie Gault	Dec. 10, 1990 at Det.
5	101	Doug Gabriel	Oct. 23, 2005 vs. Buf.
3	101	Denarius Moore	Jan. 1, 2012 vs. SD
5	100	Dave Casper	Sept. 10, 1978 at SD
3	100	Napoleon Kaufman	Oct. 5, 1997 vs. SD
5	100	Courtney Anderson	Sept. 25, 2005 at Phi.
8	100	Doug Gabriel	Dec. 31, 2005 vs. NYG
4	100	Rod Streater	Dec. 6, 2012 vs. Den.
7	100	Jared Cook	Dec. 2, 2018 vs. KC
7	100	Darren Waller	Dec. 1, 2019 at KC

300 YARDS PASSING

A-C	Yds	Name	Game	A-C	Yds	Name	Game
59-40	513	Derek Carr	Oct. 30, 2016 at TB	54-34	328	Derek Carr	Oct. 26, 2014 at Cle.
58-35	437	Derek Carr	Sept. 30, 2018 vs. Cle.	44-17	324	Jay Schroeder	Oct. 2, 1988 vs. Cin.
36-23	427	Cotton Davidson	Oct. 25, 1964 vs. Den.	47-25	324	Rich Gannon	Jan. 2, 2000 at KC
32-20	424	Jeff Hostetler	Oct. 31, 1993 vs. SD	30-21	324	Jason Campbell	Dec. 12, 2010 at Jac.
43-28	417	Carson Palmer	Jan. 1, 2012 vs. SD	33-23	323	Jason Campbell	Sept. 18, 2011 at Buf.
52-29	417	Derek Carr	Oct. 19, 2017 vs. KC	34-25	322	Derek Carr	Dec. 9, 2018 vs. Pit.
61-39	414	Carson Palmer	Nov. 4, 2012 vs. TB	34-22	321	Jim Plunkett	Dec. 18, 1982 vs. LARm.
29-17	407	Tom Flores	Dec. 22, 1963 vs. HouO.	29-22	319	Jeff Hostetler	Dec. 5, 1994 at SD
64-43	403	Rich Gannon	Sept. 15, 2002 at Pit.	38-24	319	Derek Carr	Sept. 11, 2016 at NO
59-33	395	Todd Marinovich	Sept. 20, 1992 vs. Cle.	41-26	318	Jim Plunkett	Nov. 28, 1982 at Cin.
46-29	391	Derek Carr	Dec. 29, 2019 at Den.	49-26	318	Marc Wilson	Oct. 23, 1983 at Dal.
53-30	382	Rich Gannon	Nov. 13, 2000 at Den.	45-19	317	Cotton Davidson	Nov. 1, 1964 at SD
39-29	381	Rich Gannon	Sept. 29, 2002 vs. Ten.	37-19	317	Dan Pastorini	Sept. 7, 1980 at KC
40-25	380	Jay Schroeder	Sept. 13, 1992 vs. Cle.	40-25	317	Derek Carr	Oct. 9, 2016 vs. SD
38-19	375	Steve Beuerlein	Sept. 18, 1988 vs. LARm.	30-13	316	Daryle Lamonica	Oct. 29, 1967 vs. SD
38-26	374	Jeff George	Sept. 21, 1997 vs. NYJ	29-14	316	Cotton Davidson	Sept. 15, 1963 vs. Buf.
48-24	373	Carson Palmer	Sept. 16, 2012 at Mia.	38-26	315	Derek Carr	Nov. 27, 2016 vs. Car.
29-16	372	Jim Plunkett	Oct. 2, 1983 at Was.	28-19	314	Marc Wilson	Sept. 28, 1986 vs. SD
37-21	371	Kerry Collins	Dec. 19, 2004 vs. Ten.	32-20	314	Derek Carr	Sept. 27, 2015 at Cle.
32-24	368	Daryle Lamonica	Nov. 24, 1968 at Cin.	36-21	313	Daryle Lamonica	Oct. 19, 1969 vs. Buf.
45-29	368	Carson Palmer	Nov. 11, 2012 at Bal.	24-16	313	Ken Stabler	Oct. 22, 1973 at Den.
47-25	367	Marc Wilson	Nov. 2, 1986 vs. Den.	47-28	313	Jim Plunkett	Sept. 16, 1984 at KC
40-32	367	Carson Palmer	Dec. 18, 2011 vs. Det.	49-35	313	Rich Gannon	Dec. 30, 2001 at Den.
42-16	366	Jim Plunkett	Nov. 30, 1986 vs. Phi.	40-30	313	Josh McCown	Sept. 20, 2007 vs. Det.
37-20	364	Daryle Lamonica	Oct. 11, 1970 vs. Den.	49-31	313	Derek Carr	Oct. 29, 2017 at Buf.
33-24	363	Jim Plunkett	Sept. 24, 1984 vs. SD	40-22	312	Carson Palmer	Nov. 18, 2012 vs. NO
45-35	361	Rich Gannon	Oct. 20, 2002 vs. SD	34-21	311	Daryle Lamonica	Nov. 17, 1968 vs. NYJ
47-29	360	Ken Stabler	Oct. 21, 1979 at NYJ	38-25	311	Rich Gannon	Nov. 18, 2001 vs. SD
35-20	358	Cotton Davidson	Nov. 22, 1964 vs. NYJ	41-25	310	Jeff Hostetler	Jan. 2, 1994 vs. Den.
38-23	357	Rich Gannon	Oct. 6, 2002 at Buf.	28-22	310	Jeff Hostetler	Nov. 20, 1994 vs. NO
42-22	354	Daryle Lamonica	Dec. 8, 1968 vs. Den.	43-21	310	Rich Gannon	Oct. 8, 2000 at SF
49-22	354	Jay Schroeder	Dec. 18, 1988 vs. Sea.	50-26	310	Kerry Collins	Nov. 13, 2005 vs. Den.
33-23	353	Carson Palmer	Oct. 14, 2012 at Atl.	27-15	310	Jason Campbell	Oct. 31, 2010 vs. Sea.
32-18	352	Daryle Lamonica	Nov. 3, 1968 vs. KC	19-12	309	Marc Wilson	Oct. 7, 1984 vs. Sea.
51-26	352	Rich Gannon	Oct. 24, 1999 vs. NYJ	33-20	308	Bruce Gradkowski	Dec. 6, 2009 at Pit.
38-34	352	Rich Gannon	Nov. 11, 2002 at Den.	35-15	307	Ken Stabler	Sept. 10, 1978 at SD
54-34	351	Carson Palmer	Dec. 2, 2012 vs. Cle.	37-20	305	Rich Gannon	Sept. 12, 2004 at Pit.
46-30	351	Derek Carr	Sept. 20, 2015 vs. Bal.	29-25	304	Ken Stabler	Oct. 28, 1973 at BalC.
45-26	350	Kerry Collins	Oct. 24, 2004 vs. NO	38-24	304	Jeff George	Nov. 2, 1997 at KC
34-21	349	Daryle Lamonica	Dec. 3, 1967 at SD	33-18	303	Jim Plunkett	Dec. 12, 1982 at KC
40-23	348	Jim Plunkett	Nov. 20, 1986 at SD	48-34	303	Jim Plunkett	Sept. 12, 1985 at KC
43-26	348	Rich Gannon	Sept. 28, 2003 vs. SD	44-25	303	Jeff George	Sept. 13, 1998 vs. NYG
33-20	346	Marc Wilson	Sept. 7, 1986 at Den.	40-29	303	Derek Carr	Sept. 10, 2010 vs. LAR
42-24	345	Kerry Collins	Sept. 25, 2005 at Phi.	45-29	302	Rich Gannon	Dec. 2, 2001 vs. Ari.
39-27	345	Derek Carr	Sept. 23, 2018 at Mia.	43-29	302	Derek Carr	Nov. 15, 2015 vs. Min.
24-15	344	Daryle Lamonica	Sept. 21, 1968 at Mia.	24-14	301	Tom Flores	Oct. 16, 1966 at KC
39-23	344	Daunte Culpepper	Nov. 18, 2007 at Min.	37-21	301	Carson Palmer	Nov. 27, 2011 vs. Chi.
39-25	344	Jason Campbell	Oct. 2, 2011 vs. NE	44-24	301	Derek Carr	Nov. 8, 2015 at Pit.
37-25	343	Ken Stabler	Sept. 16, 1979 at Sea.	30-21	300	Derek Carr	Nov. 5, 2017 at Mia.
41-27	343	Kerry Collins	Dec. 5, 2004 vs. KC				
38-21	342	Ken Stabler	Sept. 12, 1976 at Pit.				
47-31	342	Ken Stabler	Dec. 16, 1979 vs. Sea.				
42-31	342	Rich Gannon	Dec. 2, 2002 vs. NYJ				
46-31	341	Rich Gannon	Sept. 9, 2001 at KC				
45-27	340	Rich Gannon	Nov. 24, 2002 at Ari.				
26-20	339	Ken Stabler	Oct. 10, 1976 at SD				
38-22	339	Marc Wilson	Dec. 13, 1987 at KC				
45-26	339	Kerry Collins	Nov. 28, 2004 at Den.				
33-21	338	Jeff Hostetler	Sept. 18, 1994 at Den.				
34-16	337	Cotton Davidson	Oct. 16, 1964 vs. BosP.				
32-21	337	Marc Wilson	Dec. 6, 1987 vs. Buf.				
32-16	336	Daryle Lamonica	Dec. 17, 1967 vs. NYJ				
35-23	335	Vince Evans	Oct. 22, 1995 vs. Ind.				
55-35	334	Rich Gannon	Oct. 27, 2002 at KC				
28-19	333	Daryle Lamonica	Nov. 30, 1969 at NYJ				
33-20	333	Jeff Hostetler	Oct. 8, 1995 vs. Sea.				
45-26	333	Charlie Frye	Dec. 27, 2009 at Cle.				
36-23	333	Derek Carr	Nov. 1, 2015 vs. NYJ				
30-21	332	Jim Plunkett	Dec. 18, 1983 vs. SD				
37-24	332	Marc Wilson	Oct. 21, 1984 at SD				
45-30	332	Rich Gannon	Oct. 13, 2002 at StL.				
35-19	332	Carson Palmer	Nov. 6, 2011 vs. Den.				
48-26	331	Kerry Collins	Dec. 31, 2005 vs. NYG				
37-24	330	Derek Carr	Nov. 29, 2015 at Ten.				
41-26	328	Rich Gannon	Dec. 8, 2002 at SD				



QB Tom Flores

ALL-TIME RAIDERS

Player	Pos.	Jersey	College	GP/GS	Years Played
- A -					
ABRAM, Johnathan	DB	24	Mississippi State	1/1	2019
ACKERMAN, Rick	DT	60,97	Memphis State	9/2	1984,87
ADAMS, Phillip	DB	28	South Carolina St.	31/4	2012-13
ADAMS, Sam	DT	95	Texas A&M	15/14	2002
ADAMS, Stanley	LB	59	Memphis State	4/3	1984
ADAMS, Stefon	DB	44	East Carolina	53/0	1986-89
ADAMS, Tyrell	LB	58	West Georgia	12/0	2016-17
ADKISSON, James	TE	88	South Carolina	2/0	2005-06
AGAJANIAN, Ben	K	3	New Mexico	6/0	1962
AIKENS, Carl	WR	83	Northern Illinois	3/3	1987
ALEXANDER, Elijah	LB	58	Kansas State	30/29	2000-01
ALEXANDER, Lorenzo	LB	56	California	16/0	2015
ALEXANDER, Mike	WR	89	Penn State	16/0	1989
ALEXANDER, Vadal	G-T	74	LSU	24/9	2016-17
ALFORD, Jay	DT	94	Penn State	4/0	2010
ALLEN, Dakota	LB	51	Texas Tech	2/0	2019
ALLEN, Dalva	DE	80	Houston	42/14*	1962-64
ALLEN, Eric	DB	21	Arizona State	58/56	1998-01
ALLEN, Jackie	DB	20	Baylor	5/-*	1969
ALLEN, Marcus	RB	32	USC	145/115	1982-92
ALLEN, Nate	DB	20	South Florida	19/7	2015-16
ALSTON, Jon	LB	94,55	Stanford	36/8	2007-09
ALZADO, Lyle	DE	77	Yankton	51/51	1982-85
AMERSON, David	DB	29	North Carolina St.	35/33	2015-17
AMEY, Vince	DT	92	Arizona State	4/1	1998
ANDERSON, Courtney	TE	83	San Jose State	39/28	2004-06
ANDERSON, Eddie	DB	33	Fort Valley State	154/116	1987-97
ANDERSON, Marques	DB	23	UCLA	14/10	2004
ARAGUZ, Leo	P	2	Stephen F. Austin	51/0	1996-99
ARCHER, Dan	T	78	Oregon	14/-*	1967
ARMSTRONG, Ramon	DT	66	TCU	14/8	1960
ARMSTRONG, Ray-Ray	LB	57	Miami (Fla.)	21/5	2014-15
ARMSTRONG, Trace	DE	93	Florida	28/15	2001-03
ASAD, Doug	TE	83	Northwestern	27/4*	1960-61
ASANTE, Larry	DB	42	Nebraska	22/4	2014-15
ASHMORE, Darryl	G-T	73,77	Northwestern	61/7	1998-01
ASKA, Joe	RB	35	Central Oklahoma	23/2	1995-97
ASOMUGHA, Nnamdi	DB	21	California	122/99	2003-10
ATEMAN, Marcell	WR	88	Oklahoma State	19/6	2018-19
ATKINS, Larry	LB	59	UCLA	3/0	2003
ATKINS, Pervis	WR	39	New Mexico St.	19/-*	1965-66
ATKINSON, George	DB	43	Morris Brown	138/126	1968-77
ATKINSON III, George	RB	34	Notre Dame	5/0	2014
AUSBERRY, David	TE	86	USC	34/0	2011-14
AUTRY, Denico	DE	96	Mississippi State	56/18	2014-17
- B -					
BADGER, Brad	G-T	70	Stanford	62/31	2002-06
BAHR, Chris	K	10	Penn State	134/0	1980-88
BAKER, Rashad	DB	27	Tennessee	10/1	2007-08
BALDWIN, Keith	DE	99	Texas A&M	2/1	1988
BALL, Eric	RB	42	UCLA	16/0	1995
BALL, Jerry	DT	93	SMU	47/28	1994-96
BALL, Neiron	LB	58	Florida	6/2	2015-16
BANASZAK, Pete	RB	40	Miami (Fla.)	173/36	1966-78
BANKS, Estes	RB	38	Colorado	9/-*	1967
BANKSTON, Warren	TE	46	Tulane	75/1*	1973-78
BANSAVAGE, Al	LB	53	USC	14/-*	1961
BARBEE, Joe	T	77	Kent State	1/0*	1960
BARKSDALE, Joe	T	72	LSU	16/0	2011
BARKSDALE, Rod	WR	88	Arizona	16/15	1986
BARNES, Jeff	LB	56	California	157/13	1977-87

ALL-TIME RAIDERS

BARNES, Khalif	T-G	69	Washington	91/60	2009-15
BARNES, Larry	LB	52	Colorado State	14/1*	1960
BARNES, Rodrigo	LB	51	Rice	5/0*	1976
BARNWELL, Malcolm	WR	80	Virginia Union	57/42	1981-84
BARRETT, Jan	TE	82	Fresno State	17/-*	1963-64
BARTELL, Ron	DB	21	Howard	6/6	2012
BARTLEWSKI, Rich	TE	87	Fresno State	4/0	1990
BARTON, Eric	LB	50	Maryland	68/36	1999-03
BATES, Daren	LB	56	Auburn	16/0	2016
BATES, Patrick	DB	24,29	Texas A&M	29/9	1993-94
BELCHER, Kevin	T	76	Wisconsin	4/0	1985
BELL, Anthony	LB	59	Michigan State	16/5	1992
BELL, Greg	RB	28	Notre Dame	6/0	1990
BELL, Joe	DE	68	Norfolk State	1/0	1979
BELL, Nick	RB	38	Iowa	35/5	1991-93
BELWAY, Brian	DE	79	Calgary	1/0	1987
BENDER, Wes	RB	49	USC	9/0	1994
BENNETT, Michael	RB	32	Wisconsin	7/0	2010
BENSON, Duane	LB	50	Hamline	62/12	1967-71
BENSON, Tom	LB	54	Oklahoma	49/46	1989-92
BENWIKERE, Bene	CB	37	San Jose State	4/0	2018
BERGSTROM, Tony	G-T	70	Utah	25/4	2012-15
BERNS, Rick	RB	40	Nebraska	18/0	1982-83
BESS, Rufus	DB	38	South Carolina St.	16/0	1979
BESSILLIEU, Don	DB	47	Georgia Tech	8/0	1983, 85
BEUERLEIN, Steve	QB	7	Notre Dame	20/15	1988-90
BIEKERT, Greg	LB	54	Colorado	144/123	1993-01
BILETNIKOFF, Fred	WR	14,25	Florida State	190/160	1965-78
BILUKIDI, Christo	DT	96	Georgia State	5/0	2012-13
BIRD, Rodger	DB	21	Kentucky	38/28	1966-68
BIRDWELL, Dan	DT	53	Houston	96/42*	1962-69
BISHOP, Sonny	G	66	Fresno State	14/0*	1963
BLACK, Barry	G	67	Boise State	3/2	1987
BLACKNALL, Saeed	WR	80	Penn State	1/0	2018
BLACKSTOCK, Darryl	LB	56	Virginia	16/1	2011
BLANDA, George	QB-K	16	Kentucky	126/-*	1967-75
BLANKENSHIP, Greg	LB	57	Cal State-Hayward	4/0	1976
BOLLER, Kyle	QB	7	California	7/1	2010-11
BONNESS, Rik	LB	54	Nebraska	14/0	1976
BOOTHE, Kevin	G	67	Cornell	25/14	2006, 14
BOSS, Kevin	TE	87	Western Oregon	14/11	2011
BOWIE, John	DB	35	Cincinnati	5/0	2007-09
BOWMAN, NaVorro	LB	53	Penn State	10/10	2017
BOYD, Greg	DT	76	San Diego State	5/0	1984
BOYD, Jerome	DB	30	Oregon	15/1	2009, 11
BOYDSTON, Max	TE	84	Oklahoma	14/-*	1962
BOYNTON, George	DB	27	East Texas State	3/-*	1962
BRABHAM, Cary	DB	40	SMU	7/0	1994
BRACELIN, Greg	LB	54	California	15/0	1981
BRADSHAW, Morris	WR	81	Ohio State	104/26	1974-81
BRANCH, Calvin	DB	27,37	Colorado State	60/1	1997-00,05
BRANCH, Cliff	WR	21	Colorado	183/150	1972-85
BRANCH, Tyvon	DB	33	Connecticut	75/67	2008-14
BRAVO, Alex	DB	47	Cal Poly, SLO	28/14*	1960-61
BRAYTON, Tyler	DE	91	Colorado	79/47	2003-07
BREECH, Jim	K	5	California	16/0	1978-79
BREWINGTON, Jim	T	73	N. Carolina College	14/-*	1961
BRIGHAM, Jeremy	TE	49,87	Washington	48/8	1998-02
BRISIEL, Mike	G	65	Colorado State	30/30	2012-13
BRODINE, Mason	DE	95	Nebraska-Kearney	2/0	2011
BROMELL, Lorenzo	DE	95	Clemson	6/4	2003
BROOKS, Aaron	QB	2	Virginia	8/8	2006
BROOKS, Bobby	LB	55	Fresno State	33/0	1999-01

ALL-TIME RAIDERS

BROOKS, Bucky	DB	33	North Carolina	6/0	1998
BROUGHTON, Willie	DT	97	Miami (Fla.)	31/8	1992-93
BROWN, Bob	T	76	Nebraska	34/32	1971-73
BROWN, Charles	T	76	Houston	14/-*	1962
BROWN, Derek	TE	86	Notre Dame	16/4	1998
BROWN, Doug	DT	74	Fresno State	12/0*	1964
BROWN, Fadol	DE	95	Mississippi	8/0	2018
BROWN, Larry	DB	24	TCU	12/1	1996-97
BROWN, Pharaoh	TE	81	Oregon	2/1	2017
BROWN, Preston	LB	54	Louisville	1/0	2019
BROWN, Ricky	LB	57	Boston College	58/13	2006-11
BROWN, Ron	DE	64,96	USC	19/0	1987-88
BROWN, Ron	DB -KR	24	Arizona State	16/0	1990
BROWN, Stevie	DB	27	Michigan	15/1	2010
BROWN, Tarell	DB	23	Texas	14/14	2014
BROWN, Tim	WR	81	Notre Dame	240/198	1988-03
BROWN, Trent	T	77	Florida	11/11	2019
BROWN, Vincent	WR	19	San Diego State	7/0	2014
BROWN, Willie	DB	24	Grambling	154/140	1967-78
BROWNE, Jim	RB	47	Boston College	2/1	1987
BROWNER, Keith	LB	51	USC	1/0	1987
BROWNING, Dave	DE-DT	73	Washington	65/59	1978-82
BRUCE, Aundray	DE	56,99	Auburn	89/7	1992-98
BRUNSON, Larry	WR	82	Colorado	13/0	1978-79
BRYANT, Desmond	DT	90	Harvard	63/18	2009-12
BRYANT, Martavis	WR	12	Clemson	8/2	2018
BRYANT, Tony	DE	94	Florida State	50/40	1999-02
BRYANT, Warren	T	66	Kentucky	5/0	1984
BUCHANAN, Ray	DB	34	Louisville	16/16	2004
BUCHANON, Phillip	DB	31	Miami (Fla.)	36/26	2002-04
BUCHANON, William	WR	13	USC	1/0	2006
BUCKOWSKI, Bob	DE	95	Pittsburgh	2/0	1987
BUDNESS, Bill	LB	48	Boston University	92/11*	1964-70
BUEHLER, George	G	64	Stanford	126/100	1969-78
BUJE, Drew	WR	89	Catawba	42/5*	1969-71
BUNCH, Jarrod	RB	45	Michigan	3/0	1994
BURCH, Gerald	TE	86	Georgia Tech	14/-*	1961
BURFICT, Vontaze	LB	55	Arizona State	4/4	2019
BURGESS, Derrick	DE	56	Mississippi	56/52	2005-08
BURNETT, Kaelin	LB	95	Nevada	22/0	2012-13
BURNETT, Kevin	LB	94	Tennessee	16/16	2013
BURRIS, Miles	LB	56	San Diego State	38/31	2012-14
BURTON, Ron	LB	97	North Carolina	5/0	1990
BUSH, Michael	RB	29	Louisville	61/19	2007-11
BUTCHER, Paul	LB	96	Wayne State	16/0	1996
BUTLER, Brice	WR	19,12	San Diego State	25/2	2013-14
BYRD, Darryl	LB	50,54	Illinois	35/3	1983-84,87

- C -

CABINDA, Jason	LB	53	Penn State	10/3	2018
CALDWELL, Tony	LB	57	Washington	35/0	1983-85
CALHOUN, Rick	RB	21	Cal State-Fullerton	3/0	1987
CALHOUN, Shilique	LB	91	Michigan State	26/0	2016-18
CAMARILLO, Rich	P	16	Washington	1/0	1996
CAMPBELL, Bruce	G	74	Maryland	14/0	2010-11
CAMPBELL, Jason	QB	8	Auburn	19/18	2010-11
CAMPBELL, Joe	DE	77	Maryland	13/0	1980-81
CAMPBELL, Stan	G	67	Iowa State	14/10	1962
CANNAVINO, Joe	DB	27	Ohio State	28/14*	1960-61
CANNON, Billy	TE	33	Louisiana State	79/45*	1964-69
CARLISLE, Cooper	G	66	Florida	95/95	2007-12
CARLSON, Daniel	K	8	Auburn	26/0	2018-19
CARR, Chetti	WR	20	NW Oklahoma	2/0	1987
CARR, Chris	CB	23	Boise State	48/4	2005-07

ALL-TIME RAIDERS

CARR, Derek	QB	4	Fresno State	94/94	2014-19
CARRADINE, Tank	DE	96	Florida State	1/0	2018
CARRIE, TJ	DB	38	Ohio	60/36	2014-17
CARRIER, Derek	TE	85	Beloit	32/3	2018-19
CARRINGTON, Darren	DB	21	Northern Arizona	14/9	1996
CARROLL, Joe	LB	51	Pittsburgh	22/0	1972-73
CARTER, Andre	DE	97	California	12/0	2012
CARTER, Louis	RB	33	Maryland	8/0	1975
CARTER, Perry	DB	20	Mississippi	26/7	1996-98
CARTER, Russell	DB	29	SMU	24/12	1988-89
CARTWRIGHT, Rock	RB	25	Kansas State	31/0	2010-11
CASEY, Chance	DB	37	Baylor	4/1	2013-14
CASH, Kerry	TE	88	Texas	16/10	1995
CASPER, Dave	TE	87	Notre Dame	99/61	1974-80, 84
CAVALLI, Carmen	DE	85	Richmond	14/14	1960
CELOTTO, Mario	LB	52	USC	18/0	1980-81
CHANDLER, Bob	WR	85	USC	29/23	1980-82
CHANEY, Jamar	LB	51	Mississippi State	9/0	2014
CHAPMAN, Ted	DE	77	Maryland	2/1	1987
CHARLES, Mike	DT	95	Syracuse	10/0	1990
CHEKWA, Chimdi	DB	35	Ohio State	32/4	2011-14
CHESTER, Raymond	TE	87,88	Morgan State	103/65	1970-72,78-81
CHRISTENSEN, Todd	RB-TE	46	BYU	136/90	1979-88
CHRISTENSON, Brandon	TE	48	NW Oklahoma St.	1/0	2002
CHURCHWELL, Hansen	DT	75	Mississippi	1/0	1960
CLARK, Danny	LB	55	Illinois	32/31	2004-05
CLAY, John	T	78	Missouri	10/9	1987
CLAYTON, Keenan	LB	57	Oklahoma	15/0	2012
CLEMMINGS, T.J.	T	74	Pittsburgh	4/0	2018
CLEMONS, Chris	LB-DE	58	Georgia	16/2	2007
CLINE, Tony	DE	84	Miami (Fla.)	72/57	1970-75
COLE, A.J.	P	6	North Carolina State	16/0	2019
COLEMAN, Kenyon	DE	90	UCLA	1/0	2002
COLEMAN, Rod	DT	57,91	East Carolina	60/21	1999-03
COLLINS, Kerry	QB	5	Penn State	29/28	2004-05
COLLINS, Mo	G-T	79	Florida	71/64	1998-03
COLZIE, Neal	DB	20,45	Ohio State	56/6	1975-78
COMBS, Derek	DB	43	Ohio State	4/0	2002
COMPTON, Will	LB	51	Nebraska	9/4	2019
CONDO, Jon	LS	59	Maryland	173/0	2007-17
CONLEY, Gareon	DB	22,21	Ohio State	23/20	2017-19
CONNERS, Dan	LB	55,60	Miami (Fla.)	141/110*	1964-74
CONWAY, Brett	K	5	Penn State	1/0	2000
COOK, Connor	QB	8, 18	Michigan State	1/0	2016-17
COOK, Jared	TE	87	South Carolina	32/30	2017-18
COOLBAUGH, Bob	WR	43	Richmond	14/-*	1961
COOPER, Amari	WR	89	Alabama	52/47	2015-18
COOPER, Chris	DT	75	Nebraska-Omaha	43/11	2001-03
COOPER, Earl	TE	86	Rice	5/0	1986
COOPER, Jarrod	DB	40	Kansas State	47/10	2004-07
COOPER, Marquis	LB	95	Washington	8/0	2008
CORMIER, Joe	LB	95	USC	1/1	1987
CORNELL, Jack	G-T	72	Notre Dame	1/0	2013
COSTA, Dave	DT	46	Utah	42/0*	1963-65
COSTELLO, Joe	LB	94	Central Connecticut	2/0	1989
COTTON Sr., Lester	G	67	Alabama	1/0	2019
COWSER, James	LB-DE	47	Southern Utah	22/0	2016-17
CRABTREE, Michael	WR	15	Texas Tech	46/45	2015-17
CRAIG, Dobie	WR	42	Howard Payne	26/11*	1962-63
CRAIG, Roger	RB	22	Nebraska	15/13	1991
CRAWFORD, Jack	DE	91	Penn State	19/0	2012-13
CRINER, Juron	WR	84	Arizona	13/0	2012-13
CROCKETT, Zack	RB	32	Florida State	125/40	1999-06

ALL-TIME RAIDERS

CROSBY, Maxx	DE	98	Eastern Michigan	16/10	2019
CROW, Wayne	RB-DB	22	California	28/3*	1960-61
CRUDUP, Derrick	DB	23	Oklahoma	20/0	1989-91
CULPEPPER, Daunte	QB	8	UCF	7/6	2007
CUNNINGHAM, Rick	T	68	Texas A & M	32/0	1996-98
CURRY, Aaron	LB	51	Wake Forest	13/9	2011-12
CURRY, Ronald	WR	1,89	North Carolina	76/32	2002-08

- D -

DALBY, Dave	C-G	50	UCLA	205/135	1972-85
DALUIISO, Brad	K	3	UCLA	1/0	2001
DANIELS, Clem	RB	36	Prairie View	87/23*	1961-67
DANIELS, Dave	DT	75	Florida A&M	14/0	1966
DAVIDSON, Ben	DE	83	Washington	110/98	1964-71
DAVIDSON, Cotton	QB	19	Baylor	58/28*	1962-69
DAVIS, Bruce	T	79	UCLA	121/76	1979-87
DAVIS II, Bruce	LB	58	UCLA	10/0	2010-11
DAVIS, Clarence	RB	28	USC	89/43	1971-78
DAVIS, Greg	K	7	The Citadel	16/0	1998
DAVIS, James	DB	45	Southern	83/2	1982-87
DAVIS, Jason	RB	34	Illinois	1/0	2008
DAVIS, Mike	DB	36	Colorado	107/83	1978-85
DAVIS, Scott	DE	70	Illinois	75/47	1988-91,94
DAVIS, Trevor	WR	11	California	9/4	2019
DAVISON, Jerone	RB	48	Arizona State	10/1	1996-97
DePAOLA, Andrew	LS	48	Rutgers	1/0	2018
DENNERY, Mike	LB	54	Southern Miss.	28/0	1974-75
DePOYSTER, Jerry	K	4	Wyoming	26/0	1971-72
DESKINS, Don	G	79	Michigan	14/6	1960
DEVEY, Jordan	OL	65	Memphis	4/4	2019
DICKERSON, Andy	G	64	California Lutheran	1/0	1987
DICKERSON, Eric	RB	29	SMU	16/15	1992
DICKEY, Eldridge	WR	10	Tennessee State	18/2*	1968-71
DICKINSON, Bo	RB	23	Southern Miss.	7/-*	1964
DIEHL, John	DT	73	Virginia	8/0*	1965
DiNAPOLI, Gennaro	G	64	Virginia Tech	11/9	1998-99
DITTRICH, John	G	68	Wisconsin	11/4	1960
DIXON, Ernest	LB	58	South Carolina	3/0	1998
DIXON, Hewritt	RB	35	Florida A&M	66/55	1966-70
DIXON, Rickey	DB	31	Oklahoma	9/0	1993
DORN, Torin	DB	46	North Carolina	62/1	1990-93
DORSETT, Anthony	DB	33	Pittsburgh	62/45	2000-03
DORSEY, Dick	WR	21	USC	11/-*	1962
DOSS, Keelan	WR	18	UC Davis	8/2	2019
DOTSON, Al	DT	71	Grambling	37/4	1968-70
DOUGHERTY, Bob	LB	44	Kentucky	47/14*	1960-63
DOWLING, Jonathan	DB	41	Western Kentucky	7/0	2014
DOWLING, Ras-I	DB	36	Virginia	3/0	2014
DUDLEY, Rickey	TE	83	Ohio State	80/78	1996-00
DUFAULT, Paul	C-G	54	New Hampshire	1/0	1987
DUFF, John	TE-DE	84	New Mexico	5/0	1993-94
DUNN, David	WR-KR	88	Fresno State	25/0	2000-01
DWIGHT, Tim	WR	17	Iowa	6/1	2007
DYAL, Mike	TE	84	Texas A&I	19/18	1989-90
DYSON, Matt	DT-LB	59	Michigan	4/0	1995

- E -

EALY, Kony	DE	96	Missouri	3/0	2018
EASON, John	TE	82	Florida A&M	3/0	1968
EASY, Omar	RB	33	Penn State	16/0	2005
EHEMANDU, Adimchinobe	RB	20,38	California	6/0	2006-07
EDMONDS, Bobby Joe	KR	41	Arkansas	7/0	1989
EDWARDS, Kalimba	DE	58	South Carolina	14/11	2008
EDWARDS, Lloyd	TE	36	San Diego State	14/-*	1969
EDWARDS Jr., Mario	DE	97	Florida State	30/24	2015-17
EISCHEID, Mike	K	11	Upper Iowa	70/-*	1966-71

ALL-TIME RAIDERS

EKEJIUBA, Isaiah	LB	50	Virginia	64/0	2005-09
ELLIS, Craig	RB	31	San Diego State	3/1	1987
ELLIS, Greg	DE	99	North Carolina	14/14	2009
ELLIS, Jim	LB	58	Boise State	3/2	1987
ELLIS, Justin	DT	78	Louisiana Tech	66/42	2014-18
ELLISON, Glenn	RB	27	Arkansas	1/0	1971
ELLISON, Riki	LB	50	USC	44/42	1990-92
ENIS, Hunter	QB	14	TCU	7/1	1962
ENYART, Bill	LB	46	Oregon State	1/0	1971
EUGENE, Hiram	DB	31	Louisiana Tech	60/19	2007-10
EVANS, Vince	QB	11	USC	44/7	1987-95

- F -

FAIRBAND, Bill	LB	86	Colorado	9/0*	1967-68
FARGAS, Justin	RB	20,25	USC	92/32	2003-09
FELICIANO, Jon	G/C	68,76	Miami (Fla.)	48/8	2015-18
FELLOWS, Ron	DB	21	Missouri	26/12	1987-88
FENNER, Derrick	RB	34	North Carolina	41/28	1995-97
FERNANDEZ, Mervyn	WR	86	San Jose State	86/50	1987-92
FERRELL, Clelin	DE	96	Clemson	15/15	2019
FICCA, Dan	G	69	USC	14/0*	1962
FIELDS, George	DT	80	Bakersfield J.C.	15/12	1960-61
FIGURS, Yamon	WR	13	Kansas State	1/0	2010
FILIMOEATU, Bojay	LB	54	Utah State	8/0	2014
FINNERAN, Gary	DT	6	USC	13/-*	1961
FITZPATRICK, James	G-T	73	USC	27/5	1990-91
FLEMING, George	RB	21	Washington	14/0	1961
FLEMISTER, Zeron	TE	88	Iowa	12/3	2005
FLORES, Tom	QB	15	Pacific	84/64	1960-61,63-66
FLYNN, Matt	QB	15	LSU	2/1	2013
FOLSTON, James	LB	55	NE Louisiana	65/12	1994-98
FORD, Cole	K	5	USC	38/0	1995-97
FORD, Jacoby	WR	12	Clemson	38/13	2010-13
FOSCHI, John Paul	FB	49	Georgia Tech	11/5	2005-06
FOSTER, Ron	DB	41	Cal State-Northridge	3/2	1987
FRANCIES, Coye	DB	31	San Jose State	15/0	2012
FRANCIS, Carlos	WR	10	Texas Tech	5/0	2004-05
FRANK, Donald	DB	47	Winston-Salem	16/0	1994
FRANKLIN, Keith	LB	58	South Carolina	2/0	1995
FRANKS, Elvis	DE	94	Morgan State	4/0	1985-86
FREDRICKSON, Rob	LB	53	Michigan State	58/50	1994-97
FREEMAN, Mike	G	61	Arizona	2/0	1988
FREEMAN, Russell	T	70	Georgia Tech	15/1	1995
FRYE, Charlie	QB	3	Akron	3/3	2009
FULCHER, David	LB	45	Arizona State	3/0	1993
FULCHER, Mondriel	TE	89	Miami (Fla.)	25/1	2000-02
FULLER, Charles	RB	20	San Francisco St.	17/-*	1961-62

- G -

GABRIEL, Doug	WR	85,80	UCF	45/7	2003-05,06
GAFFORD, Thomas	LS	47	Houston	3/0	2015
GAFFORD, Rico	DB/WR	38,10	Wyoming	5/1	2018-19
GAINER, Derrick	RB	27	Florida A&M	2/0	1992
GAITHER, Omar	LB	53	Tennessee	7/4	2012
GALLEGOS, Chon	QB	12	San Jose State	6/-*	1962
GALLERY, Robert	T-G	76	Iowa	92/91	2004-10
GAMACHE, Vince	K	3	Cal State-Northridge	3/0	1987
GANNON, Rich	QB	12	Delaware	74/74	1999-04
GARNER, Bob	DB	28	Fresno State	27/-*	1961-62
GARNER, Charlie	RB	25	Tennessee	46/40	2001-03
GARRETT, Carl	RB	31	NM Highlands	26/1	1976-77
GAULT, Willie	WR	83	Tennessee	94/69	1988-93
GBAJA-BIAMILA, Akbar	DE-LB	98,94	San Diego State	27/0	2003-04
GEORGE, Jeff	QB	3	Illinois	24/23	1997-98
GESEK, John	G	63	Sacramento State	31/23	1987-89
GIBSON, Claude	DB	25	North Carolina St.	42/-*	1963-65

ALL-TIME RAIDERS

GIBSON, Derrick	DB	26,36	Florida State	69/32	2001-06
GILBERT, Sean	DT	90	Pittsburgh	6/0	2003
GILCHRIST, Marcus	DB	31	Clemson	16/16	2018
GILLETT, Fred	TE	44	Los Angeles State	3/0*	1964
GINN, Hubie	RB	29	Florida A&M	18/0	1976-78
GIORDANO, Matt	DB	27	California	31/22	2011-12
GIPSON, Tom	DT	73	North Texas State	4/0*	1971
GLENNON, Mike	QB	7	North Carolina State	2/0*	2019
GLOVER, Andrew	TE	87	Grambling	93/32	1991-96
GLOVER, La'Roi	DT	92	San Diego State	2/0	1996
GOETHEL, Travis	LB	50	Arizona State	16/0	2010-12
GOGAN, Kevin	G	66	Washington	48/48	1994-96
GOLDSTEIN, Alan	WR	81	North Carolina	14/10	1960
GOLIC, Bob	DT	79	Notre Dame	57/53	1989-92
GOLTZ, Rick	DE	14	Simon Fraser	1/1	1987
GOOD, Denzelle	G	69	Mars Hill	19/8	2018-19
GOODLOW, Darryl	LB	90	Oklahoma	2/2	1987
GOODSON, Mike	RB	25	Texas A&M	12/0	2012
GORDON, Alex	LB	55	Cincinnati	10/0	1990
GORDON, Darrien	DB	23	Stanford	29/2	1999-00,02
GORDON, Richard	TE	82	Miami (Fla.)	27/2	2011-12
GOSSETT, Jeff	P	6, 7	Eastern Illinois	140/0	1988-96
GRADDY, Sam	WR	85	Tennessee	35/1	1990-92
GRADKOWSKI, Bruce	QB	5	Toledo	13/8	2009-10
GRAHAM, Aaron	C	68	Nebraska	14/0	2001
GRAHAM, Derrick	G	74	Appalachian State	12/12	1998
GRANT, DeLawrence	DE-LB	95,99,59	Oregon State	49/27	2001-05
GRANT, Ryan	WR	19	Tulane	2/1	2019
GRAVES, Rory	T	60	Ohio State	49/45	1988-91
GRAYSON, Dave	DB	45	Oregon	84/42	1965-70
GREEN, Charley	QB	12	Wittenberg	14/-*	1966
GREEN, Chaz	G	65	Florida	4/1	2018
GREEN, Cornell	T	74	Central Florida	38/38	2007-09
GREENWOOD, David	DB	41	Wisconsin	2/0	1988
GRIFFITH, Justin	RB	36	Mississippi State	23/14	2007-08
GRIMES, Phil	DE	97	Central Missouri	2/0	1987
GROVE, Jake	C-G	64	Virginia Tech	54/46	2004-08
GROVES, Quentin	LB	52	Auburn	31/15	2010-11
GUNHEIM, Greyson	DE	97	Washington	3/0	2008-09
GURODE, Andre	C-G	64	Colorado	10/4	2013
GUY, Louie	DB	22	Mississippi	6/0	1964
GUY, Ray	K	8	Southern Miss.	207/0	1973-86

- H -

HADLEY, Spencer	LB	50	BYU	2/0	2014
HAGAN, Derek	WR	80,10	Arizona State	20/4	2011,12
HAGBERG, Roger	RB	30	Minnesota	68/14*	1965-69
HALL, DeAngelo	DB	23	Virginia Tech	8/8	2008
HALL, Leon	DB	29	Michigan	10/4	2018
HALL, P.J.	DT	92	Sam Houston St.	30/18	2018-19
HALL, Tim	RB	45	Robert Morris	18/0	1996-97
HALL, Willie	LB	39	USC	46/39	1975-78
HAMILTON, Antonio	DB	32	South Carolina St.	12/0	2016-17
HAMILTON, Bobby	DE	98	Southern Miss.	30/28	2004-05
HANKINS, Johnathan	DT	90	Ohio State	31/30	2018-19
HANNAH, Charley	G	73	Alabama	71/65	1983-88
HANSON, Joselio	DB	23	Texas Tech	16/5	2012
HARDEN, Mike	DB	45	Michigan	30/27	1989-90
HARDMAN, Cedrick	DE	86	North Texas State	32/0	1980-81
HARDY, Charles	WR	82	San Jose State	33/13*	1960-62
HARDY, David	K	4	Texas A&M	2/0	1987
HARKEY, Lance	DB	24	Illinois	2/0	1987
HARLOW, Pat	T	75,77	USC	31/30	1996-98
HARRIS, Dwayne	WR-RS	17	East Carolina	18/1	2018-19
HARRIS, Erik	DB	41,25	California (Pa.)	47/18	2017-18

ALL-TIME RAIDERS

HARRIS, James	DE	93	Temple	32/32	1998-99
HARRIS, John	DB	29	Santa Monica J.C.	28/11*	1960-61
HARRIS, Johnnie	DB	37,44	Mississippi State	35/7	1999-01
HARRIS, Kwame	T	77	Stanford	14/11	2008
HARRIS, Napoleon	LB	58	Northwestern	45/38	2002-04
HARRIS, Shelby	DE	75	Illinois State	8/0	2014-15
HARRISON, Dwight	DB	82	Texas A&I	3/0	1980
HARRISON, Nolan	DT-DE	74	Indiana	82/55	1991-96
HARRISON, Rob	RB	28	Sacramento State	2/1	1987
HART, Harold	RB	23,34	Texas Southern	29/4	1974-75,78
HART, Roy	DT	61	South Carolina	1/0	1991
HARVEY, Jim	G	70	Mississippi	78/39	1966-71
HARVEY, Richard	LB	52	Tulane	31/31	1998-99
HASSELBECK, Don	TE	87	Colorado	14/0	1983
HASTY, James	DB	34	Washington State	1/0	2001
HATCHER, Keon	WR	14	Arkansas	3/0	2018
HAWKINS, Clarence	RB	26	Florida A&M	7/0	1979
HAWKINS, Frank	RB	27	Nevada	88/34	1981-87
HAWKINS, Mike	LB	57	Texas A&I	3/0	1982
HAWKINS, Wayne	G	65	Pacific	136/40*	1960-70
HAWTHORNE, Anttaj	DT	77	Wisconsin	18/0	2005-06
HAYDEN, DJ	DB	25	Houston	45/25	2013-16
HAYES, Lester	DB	37	Texas A&M	149/134	1977-86
HAYNES, Mike	DB	22	Arizona State	87/72	1983-89
HEENEY, Ben	LB	51,50	Kansas	19/5	2015-16
HEINRICH, Don	QB	11	Washington	1/1	1962
HELU Jr., Roy	RB	26	Nebraska	9/0	2015
HENDERSON, John	DT	79	Tennessee	22/5	2010-11
HENDERSON, Mario	T	75	Florida State	44/28	2007-10
HENDRICKS, Ted	LB	83	Miami (Fla.)	131/122	1975-83
HERMANN, Dick	LB	49	Florida State	14/-*	1965
HEROCK, Ken	TE	84,86	West Virginia	54/-*	1963-65,67
HESTER, Jessie	WR	84	Florida State	39/18	1985-87
HESTER, Treyvon	DT	90	Toledo	14/1	2017
HETHERINGTON, Chris	RB	44	Yale	19/3	2003-04
HEYER, Stephon	T	75	Maryland	12/2	2011
HEYWARD-BEY, Darrius	WR	12,85	Maryland	56/53	2009-12
HIGGINS, Johnnie Lee	WR	15	UTEP	60/11	2007-10
HIGHSMITH, Don	RB	32	Michigan State	30/4	1970-72
HILGER, Rusty	QB	12	Oklahoma State	11/5	1985-87
HILL, Greg	DB	36	Oklahoma State	2/2	1987
HILL, Kenny	DB	48	Yale	34/0	1981-83
HILL, Madre	RB	23	Arkansas	2/0	2002
HILL, Renaldo	CB	22	Michigan State	16/13	2005
HILL, Rod	DB	38	Kentucky State	4/3	1987
HINTON, Marcus	TE	85	Alcorn State	2/0	1995-96
HIPP, I.M	RB	20	Nebraska	1/0	1980
HOBBS, Daryl	WR	80	Pacific	45/4	1993-96
HOBERT, Billy Joe	QB	9	Washington	12/5	1995-96
HOISINGTON, Al	WR	84	Pasadena J.C.	9/1	1960
HOLLAND, Jamie	WR	82	Ohio State	32/0	1990-91
HOLLAND, Jonathan	WR-DB	10,23	Louisiana Tech	17/0	2008-09
HOLLAS, Donald	QB	12	Rice	12/6	1997-98
HOLLOWAY, Brian	G-T	76	Stanford	14/8	1987-88
HOLMBERG, Rob	LB	57	Penn State	61/1	1994-97
HOLMES, Andre	WR	18	Hillsdale	58/20	2013-16
HOLMES, Lester	G	71	Jackson State	15/15	1997
HOLTON, Johnny	WR	16	Cincinnati	32/1	2016-18
HOOD, Elijah	RB	34	North Carolina	1/0	2017
HOPKINS, Jerry	LB	52	Texas A&M	5/-*	1968
HORTON, Ethan	RB-TE	23,88	North Carolina	84/65	1987,89-93
HOSKINS, Derrick	DB	20	Southern Miss.	60/38	1992-95
HOSTETLER, Jeff	QB	15	West Virginia	55/55	1993-96
HOUSHMANDZADEH, T.J.	WR	84	Oregon State	9/0	2011

ALL-TIME RAIDERS

HOUSTON, Lamarr	DE	99	Texas	64/60	2010-13
HOWARD, Austin	G-T	77	Northern Iowa	40/39	2014-16
HOWARD, Desmond	WR-KR	80	Michigan	30/1	1997-98
HOWARD, Thomas	LB	53	UTEP	76/62	2006-10
HOYING, Bobby	QB	14	Ohio State	6/0	1999-01
HUBBARD, Marv	RB	39,44	Colgate	90/58	1969-75
HUDDLESTON, John	LB	57	Utah	27/0	1978-79
HUDSON, Bob	RB	36	NE Oklahoma	28/0	1973-74
HUDSON, Rodney	C	61	Florida State	76/76	2015-19
HUFF, Michael	DB	24	Texas	108/93	2006-12
HULSEY, Corey	G-T	71	Clemson	24/5	2003-06
HUMM, David	QB	11	Nebraska	76/0	1975-79,83-84
HUNLEY, Ricky	LB	98	Arizona	23/1	1989-90
HUNTER, Jason	DE	93	Appalachian State	13/10	2013
HUNTLEY, Kevin	DE	94	Kansas State	6/0	2006
HURST, Maurice	DT	73	Michigan	29/14	2018-19
HUSTED, Michael	K	5	Virginia	13/0	1999

- I -

IHENACHO, Carl	LB	53	San Jose State	3/0	2012
INCOGNITO, Richie	G	64	Nebraska	12/12	2019
INGOLD, Alec	RB	45	Wisconsin	16/4	2019
IOANE, Junior	DT	92	Arizona State	9/0	2000-02
IRONS, Gerald	LB	86	Maryland State	77/56*	1970-75
IRONS, Grant	DE	96	Notre Dame	26/4	2003-06
IRVIN, Bruce	LB	51	West Virginia	40/38	2016-18
ISMAIL, Raghib	WR	86	Notre Dame	45/15	1993-95

- J -

JACKSON, Bo	RB	34	Auburn	38/23	1987-90
JACKSON, Bobby	RB	32	New Mexico State	8/-*	1964
JACKSON, Branden	DL	98	Texas Tech	3/0	2016
JACKSON, Gabe	G	66	Mississippi State	84/83	2014-19
JACKSON, Grady	DT	90	Knoxville	67/32	1997-01
JACKSON, Leonard	LB	91	Oklahoma State	1/1	1987
JACKSON, Monte	DB	42	San Diego State	65/37	1978-82
JACKSON, Richard	LB	32	Southern	5/0	1966
JACKSON, Steve	DB	42	Louisiana State	6/0	1977
JACKSON, Victor	DB	49	Bowie State	2/0	1987
JACOBS, Josh	RB	28	Alabama	13/13	2019
JACOBS, Proverb	T	77	California	20/0	1963-64
JAEGER, Jeff	K	18	Washington	107/0	1989-95
JAGIELSKI, Harry	DT	70	Indiana	8/-*	1961
JAKOWENKO, George	K	6	Syracuse	6/0	1974
JAMES, Andre	OL	68	UCLA	11/1	2019
JAMES, Cory	LB	57	Colorado State	26/14	2016-17
JAMES, Tory	DB	20	LSU	46/16	2000-02
JANIKOWSKI, Sebastian	K	11	Florida State	268/0	2000-17
JASPER, Ed	DT	95	Texas A&M	15/1	2005
JELACIC, Jon	DE	88	Minnesota	35/-*	1961-64
JENKINS, Greg	WR	10	Alabama State	6/0	2013
JENKINS, Mike	DB	21	South Florida	15/15	2013
JENKINS, Robert	T	64	UCLA	35/23	1994-96
JENKINS, Ronney	RB-KR	27	Northern Arizona	7/0	2003
JENNINGS, Brandon	DB	39	Texas A&M	20/0	2000-02
JENNINGS, Rashad	RB	27	Liberty	15/8	2013
JENNINGS, Rick	WR	33	Maryland	13/0	1976-77
JENSEN, Derrick	RB-TE	31	Texas Arlington	106/22	1979-86
JETT, James	WR	82	West Virginia	140/75	1993-02
JIMERSON, A.J	LB-DE	58	Norfolk State	17/0	1990-91
JOHNSON, Chris	DB	37	Louisville	59/29	2007-11
JOHNSON, Derrick	LB	56	Texas	6/1	2018
JOHNSON, Eric	LB-DB	41	Nebraska	55/2	2000-03
JOHNSON, Isaiah	DB	31	Houston	5/0	2019
JOHNSON, Kevin	DT	98	Texas Southern	15/0	1997

ALL-TIME RAIDERS

JOHNSON, Monte	LB	58	Nebraska	99/69	1973-80
JOHNSON, Rob	QB	7	USC	2/0	2003
JOHNSON, Teyo	TE	82	Stanford	24/6	2003-04
JOHNSON, Tim	LB	51	Youngstown St.	50/4	2002-05
JOHNSON, Shelton	DB	42	Wisconsin	4/0	2013
JOHNSTON, Mark	DB	N/A	Northwestern	1/0*	1964
JOHNSTONE, Lance	DE	51	Temple	87/57	1996-00,06
JOLLEY, Doug	TE	88	BYU	47/25	2002-04
JONES, Calvin	RB	27,44	Nebraska	15/0	1994-95
JONES, David	TE	82	Delaware State	16/0	1992
JONES, Horace	DE	82	Louisville	70/57	1971-75
JONES, James	WR	89	San Jose State	16/10	2014
JONES, Jim	LB	32	Washington	1/0*	1961
JONES, Mike	LB	52	Missouri	98/34	1991-96
JONES, Sean	DE	99	Northeastern	59/32	1984-87
JONES, Taiwan	RB-DB	22	Eastern Wash.	66/0	2011-16
JONES, Willie	DE	90	Florida State	40/3	1979-82
JONES, Zay	WR	12	East Carolina	10/7	2019
JONES-DREW, Maurice	RB	21	UCLA	12/1	2014
JORDAN, Dion	DE	95	Oregon	7/0	2019
JORDAN, LaMont	RB	34	Maryland	35/29	2005-07
JORDAN, Randy	RB	28	North Carolina	88/2	1993,98-02
JORDAN, Shelby	T	64,74	Washington (Mo.)	56/5	1983-86
JOSEPH, Karl	DB	42	West Virginia	49/41	2016-19
JOSEPH, William	DT	96,94	Miami (Fla.)	14/0	2008-09
JOYNER, Lamarcus	DB	29	Florida State	14/10	2019
JOYNER, L.C	DB	46	Diablo Valley J.C	2/0	1960
JUNKIN, Trey	LS	87,89	Louisiana Tech	69/2	1985-89,96

- K -

KASA, Nick	TE	88	Colorado	16/1	2013
KAUFMAN, Napoleon	RB	26	Washington	91/46	1995-00
KEATING, Tom	DT	74	Michigan	70/59	1966-72
KELLY, Joe	LB	57	Washington	16/14	1993
KELLY, Tommy	DT	93	Mississippi State	129/117	2004-12
KENNEDY, Lincoln	T	72	Washington	121/119	1996-03
KENT, Greg	T	73	Utah	7/0	1966
KEY, Arden	DE	99	LSU	23/10	2018-19
KEYES, Bob	RB	24	San Diego	4/-*	1960
KIDD, Carl	DB	46	Arkansas	29/0	1995-96
KIMMEL, Jamie	LB	59	Syracuse	31/0	1986-88
KING, Emanuel	LB	92	Alabama	16/3	1989
KING, Joe	DB	31	Oklahoma State	16/2	1995
KING, Kenny	RB	33	Oklahoma	85/67	1980-85
KING, Linden	LB	52	Colorado State	56/34	1986-89
KING, Marquette	P	7	Fort Valley State	80/0	2013-17
KINLAW, Reggie	DT	62	Oklahoma	68/52	1979-84
KIRBY, Terry	RB	42	Virginia	19/0	2000-02
KIRKLAND, Denver	G	79	Arkansas	8/4	2016-18
KLEIN, Dick	T	70	Iowa	28/-*	1963-64
KLINGER, David	QB	7	Houston	2/0	1996-97
KNIGHT, Marcus	WR	83	Michigan	21/2	2001-02
KOCH, Pete	DE	74	Maryland	4/0	1989
KOCOUREK, Dave	TE	88	Wisconsin	17/1*	1967-68
KOEGEL, Warren	C	56	Penn State	1/0	1971
KORVER, Kelvin	DT	71	Northwestern (Iowa)	24/1	1973-77
KOWALCZYK, Walt	RB	35	Michigan State	4/-*	1961
KOY, Ted	TE	38	Texas	14/0	1970
KRAKOSKI, Joe	DB	27	Illinois	51/2*	1963-66
KRUSE, Bob	G	62	Wayne State	25/-*	1967-68
KUNZ, Terry	RB	34	Colorado	7/0	1976-77
KWALICK, Ted	TE	88,89	Penn State	25/0	1975-77
KYSAR, Jeff	T	79	Arizona State	1/0	1995-96

- L -

ALL-TIME RAIDERS

LACHEY, Jim	T	74	Ohio State	1/1	1988
LaFELL, Brandon	WR	19	LSU	6/5	2018
LAMBERT, Keenan	DB	32	Norfolk State	5/0	2015
LAMONICA, Daryle	QB	3	Notre Dame	95/84	1967-74
LAMUR, Emmanuel	LB	54	Kansas State	9/4	2018
LAND, Dan	DB	25	Albany State	137/5	1989-97
LANIER, Ken	T	79	Florida State	2/2	1993
LARSCHEID, Jack	RB	23	Pacific	16/8*	1960-61
LARSON, Paul	QB	12	California	1/0	1960
LASKEY, Bill	LB	42	Michigan	53/37	1966-70
LASSITER, Issac	DE	77	St. Augustine	70/69	1965-69
LATHAM, Darius	DT	75	Indiana	17/2	2016-17
LATHAN, Greg	WR	81	Cincinnati	3/0	1987
LAWRENCE, Henry	T	70	Florida A&M	187/148	1974-86
LAWRENCE, Larry	QB	13	Iowa	8/2	1974-75
LAWSON, Nevin	CB	26	Utah State	11/4	2019
LAWTON, Luke	RB	44	McNeese State	29/10	2008-09
LEAVITT, Dallin	DB	32	Utah State	17/0	2018-19
LECHLER, Shane	P	9	Texas A&M	206/0	2000-12
LEE, Marquel	LB	55,52	Wake Forest	34/19	2017-19
LEE, Pat	DB	26	Auburn	8/7	2012
LEE, ReShard	RB	42	MTSU	16/3	2006
LEE, Zeph	RB-DB	40	USC	23/7	1987-89
LEINART, Matt	QB	7	USC	2/0	2012
LEKKERKERKER, Brad	T	75	UC Davis	1/0	2005
LELIE, Ashley	WR	87	Hawaii	13/6	2008
LEONHARDT, Brian	TE	87	Bemidji State	12/3	2014
LEVITT, Chad	RB	31	Cornell	10/2	1997
LEWIS, Albert	DB	29	Grambling	75/60	1994-98
LEWIS, Bill	C-G	51	Nebraska	26/20	1986-89
LEWIS, Garry	DB	21	Alcorn State	28/7	1990-91
LEWIS, Harold	RB	21	Houston	11/-*	1962
LILES, Alva	DT	60	Boise State	2/0	1980
LIUGET, Corey	DT	94	Illinois	3/0	2019
LLOYD, Doug	RB	37	North Dakota St.	1/0	1991
LOCKETT, Wade	WR	87	Cal State-Fullerton	2/0	1987
LOCKLIN, Billy Ray	G	73	New Mexico St.	2/2	1960
LOFTON, Curtis	LB	50	Oklahoma	16/9	2015
LOFTON, James	WR	80	Stanford	28/28	1987-88
LONG, Howie	DE-DT	75	Villanova	179/151	1981-93
LOPER, Daniel	G	60	Texas Tech	10/4	2010
LOSMAN, J.P.	QB	7	Tulane	1/0	2009
LOTT, Billy	RB	31	Mississippi	14/12	1960
LOTT, Ronnie	DB	42	USC	32/32	1991-92
LOUDERBACK, Tom	LB	60	San Jose State	28/13*	1960-61
LOVE, Clarence	DB	38	Toledo	24/3	2002-03
LUANI, Shalom	DB	26	Washington State	16/1	2017
LUMPKIN, Ricky	DL	77,93	Kentucky	6/0	2013-14
LYNCH, Lorenzo	DB	43	Sacramento State	31/16	1996-97
LYNCH, Marshawn	RB	24	California	21/21	2017-18
LYONS, Lamar	DB	23	Washington	6/0	1996

- M -

MACK, Khalil	LB	52	Buffalo	64/64	2014-17
MackINNON, Jacque	TE	37	Colgate	4/2	1970
MACON, Ed	DB	28	Pacific	14/14	1960
MADSEN, John	TE	85	Utah	35/4	2006-08
MADY, Lamar	G	63	Youngstown St.	7/0	2013
MAGNUSON, Erik	C	62	Michigan	1/0	2019
MAIAVA, Kaluka	LB	50	USC	13/3	2013-14
MANN, Errol	K	14	North Dakota	37/0	1976-78
MANOUKIAN, Don	G	67	Stanford	14/14	1960
MANUEL, EJ	QB	3	Florida State	2/1	2017
MARINOVICH, Marv	G	68	USC	1/0	1965
MARINOVICH, Todd	QB	12	USC	8/8	1991-92

ALL-TIME RAIDERS

MARSH, Curt	G	60	Washington	45/29	1981-86
MARTEN, James	T	69	Boston College	1/0	2008
MARTIN, Doug	RB	28	Boise State	16/9	2018
MARTIN, Rod	LB	53	USC	165/147	1977-88
MARTIN, Tee	QB	17	Tennessee	2/0	2003
MARTINI, Rich	WR	89	UC Davis	32/5	1979-80
MARVIN, Mickey	G	65	Tennessee	120/108	1977-87
MARYLAND, Russell	DT	67,97	Miami (Fla.)	63/63	1996-99
MASON, Lindsey	T	71	Kansas	43/3	1978-81
MASTRUD, Jeron	TE	85	Kansas State	16/12	2013
MATSOS, Arch	LB	56	Michigan State	40/-*	1963-65
MATTHEWS, Ira	RB-WR	43	Wisconsin	37/0	1979-81
MATUSZAK, John	DE-DT	72	Tampa	87/72	1976-82
MAURO, Josh	DE	97	Stanford	13/7	2019
MAXWELL, Tom	DB	42	Texas A&M	28/0	1971-73
MAYBERRY, Doug	RB	33	Utah State	2/0	1963
MAYOWA, Benson	DE	95,91	Idaho	43/3	2014-15,19
MAYS, Taylor	DB	27	USC	14/5	2015
McCALL, Joe	RB	43	Pittsburgh	3/0	1984
McCALLUM, Napoleon	RB	34,41	Navy	74/6	1986,90-94
McCANN, Bryan	DB	32	SMU	7/0	2011
McCANTS, Matt	T	73	UAB	28/3	2013-16
McCARRON, AJ	QB	2	Alabama	2/0	2018
McCLAIN, Rolando	LB	55	Alabama	41/38	2010-12
McCLAIN, Terrell	DT	93	South Florida	3/0	2019
McCLANAHAN, Randy	LB	57	SW Louisiana	45/24	1977,80-82
McCLOUGHAN, Kent	DB	47	Nebraska	67/46*	1965-70
McCOLL, Milt	LB	56	Stanford	15/0	1988
McCOWN, Josh	QB	12	Sam Houston St.	9/9	2007
McCOY, Larry	LB	90	Lamar	4/0	1984
McCOY, Mike	DT	76	Notre Dame	29/3	1977-78
McCRANE, Matt	K	3	Kansas State	3/0	2018
McCRAY, Demetrius	DB	25	Appalachian State	3/0	2017
McDANIEL, Terry	DB	36	Tennessee	143/137	1988-97
McDONALD, Clinton	DL	97	Memphis	15/1	2018
McDONALD, Dewey	DB	35	California (Pa.)	1/0	2015
McDONALD, Dexter	DB	21,23	Kansas	27/6	2015-17
McDONALD, Tevin	DB	37	Eastern Wash.	4/0	2015
McELROY, Reggie	G-T	77	West Texas State	32/17	1991-92
McELROY, Vann	DB	26	Baylor	101/88	1982-90
McFADDEN, Darren	RB	20	Arkansas	83/63	2008-14
McFADDEN, Marshall	LB	54	South Carolina St.	4/0	2013
McFADDEN, Walter	CB	22	Auburn	4/0	2010
McFARLANE, Nyle	DE	26	BYU	13/2	1960
McFOY, Chris	WR	14	USC	3/0	2007
McGEE, Stacy	DT	92	Oklahoma	51/18	2013-16
McGILL II, Keith	DB	39	Utah	54/3	2014-17
McGLOCKTON, Chester	DT	91	Clemson	90/80	1992-97
McGLOIN, Matt	QB	14	Penn State	13/7	2013-16
McKENZIE, Reggie	LB	54	Tennessee	58/40	1985-88
McKINNEY, Odis	DB	23	Colorado	85/19	1980-86
McLEMORE, Chris	RB	20	Arizona	10/0	1987-88
McMATH, Herb	DT	61	Morningside	14/0	1976
McMILLEN, Dan	LB	92	Colorado	1/0	1987
McMILLIN, Jim	DB	45	Colorado State	15/0	1963-64
McMURTRY, Chuck	DT	73	Whittier	25/0	1962-63
McQUISTAN, Paul	G	79	Weber State	35/12	2006-09
McRAE, Charles	T	73	Tennessee	13/1	1996
MEDLIN, Dan	G	68,79	North Carolina St.	48/4	1974-76,79
MELIFONWU, Obi	DB	20	Connecticut	5/1	2017
MENDENHALL, Terry	LB	54	San Diego State	17/0	1971-72
MERCER, Mike	K	10	Northern Arizona	44/-*	1963-66
MERRILL, Mark	LB	52	Minnesota	2/0	1984
MELVIN, Rashaan	DB	22	Northern Illinois	14/7	2018

ALL-TIME RAIDERS

MICKELL, Darren	DE	98	Florida	1/0	2001
MICKENS, Terry	WR	85	Florida A&M	32/5	1998-00
MIDDLETON, Frank	G	73	Arizona	46/42	2001-04
MILLEN, Matt	LB	55	Penn State	133/127	1980-88
MILLER, Alan	RB	37	Boston College	56/-*	1961-63,65
MILLER, Bill	WR	89	Miami (Fla.)	38/14*	1964,66-68
MILLER, Justin	DB	22	Clemson	8/0	2008-09
MILLER, Kolton	T	77,74	UCLA	32/32	2018-19
MILLER, Nick	WR	89	Southern Utah	11/0	2010-11
MILLER, Zach	TE	80	Arizona State	62/61	2007-10
MILLS, John Henry	LB-TE	44,87	Wake Forest	21/0	1997-98
MINCY, Charles	DB	22	Washington	16/6	1999
MINGO, Gene	K	21	None	21/-*	1964-65
MIRALDI, Dean	G	64	Utah	10/10	1987
MIRER, Rick	QB	3	Notre Dame	9/8	2002-03
MIRICH, Rex	DT	78, 87	Northern Arizona	42/-*	1964-66
MISCHAK, Bob	TE-G	67, 87	Army	35/0*	1963-65
MITCHELL, Mike	DB	34	Ohio	61/9	2009-12
MITCHELL, Tom	TE	82	Bucknell	14/7	1966
MIX, Ron	T	77	USC	12/4	1971
MOFFETT, Tim	WR	83	Mississippi	29/1	1985-86
MONTALBO, Mel	DB	22	Utah State	2/0	1962
MONTGOMERY, Cleo	RB-WR	28	Abilene Christian	44/0	1981-85
MONTGOMERY, Tyrone	RB	21	Mississippi	18/6	1993-94
MONTOYA, Max	G	65	UCLA	66/51	1990-94
MOODY, Keith	DB	26	Syracuse	5/0	1980
MOORE, Bob	TE	88	Stanford	70/46	1971-75
MOORE, Damontre'	DE	56	Texas A&M	3/0	2018
MOORE, Denarius	WR	17	Tennessee	51/37	2011-14
MOORE, Manfred	RB	36	USC	1/0	1976
MOORE, Sio	LB	55	Connecticut	26/22	2013-14
MOREAU, Foster	TE	87	LSU	13/6	2019
MORANT, Johnnie	WR	19	Syracuse	15/2	2004-06
MORRIS, Chris	C-G	61,51	Michigan State	47/11	2006-09
MORRIS, Riley	DE	55,92	Florida A&M	30/12*	1960-62
MORRISON, Dave	DB	49	SW Texas State	1/0	1968
MORRISON, Kirk	LB	52	San Diego State	80/79	2005-09
MORROW, Nicholas	LB	50	Greenville	48/18	2017-19
MORROW, Tom	DB	35	Southern Miss.	42/-*	1962-64
MORTON, Mike	LB	50	North Carolina	55/17	1995-98
MOSEBAR, Don	C-G-T	72	USC	173/156	1983-94
MOSS, Jarvis	DE	94	Florida	19/1	2010-11
MOSS, Randy	WR	18	Marshall	29/28	2005-06
MOSS, Winston	LB	99	Miami (Fla.)	63/62	1991-94
MOSTARDO, Rich	DB	27	Kent State	5/0	1962
MRAZ, Mark	DE	97	Utah State	22/0	1989
MUELLER, Vance	RB	42	Occidental	73/5	1986-90
MUHAMMAD, Calvin	WR	82	Texas Southern	23/4	1982-83
MUIR, Daniel	DT	97	Kent State	10/1	2013
MULLEN, Trayvon	CB	27	Clemson	16/10	2019
MURANSKY, Ed	G-T	76	Michigan	24/0	1982-84
MURDOCK, Jesse	RB	N/A	California Western	1/0	1963
MURPHY, Louis	WR	18	Florida	41/19	2009-11
MURRAY, Justin	T	71	Cincinnati	2/0	2018
MURRAY, Latavius	RB	28	UCF	45/31	2014-16
MUSTAFAA, Najee	DB	48	Georgia Tech	15/1	1995
MYERS, Brandon	TE	83	Iowa	58/28	2009-12
MYLES, Toby	G-T	70	Jackson State	1/0	2000-01

- N -

NASH, Keyon	DB	42	Albany State	2/0	2004
NDUKWE, Chinedum	DB	44	Notre Dame	2/0	2011
NEDNEY, Joe	K	6	San Jose State	3/0	1999
NELMS, Cory	DB	38	Miami (Fla.)	1/0	2012
NELSON, Bob	LB	51	Nebraska	46/43	1980-85

ALL-TIME RAIDERS

NELSON, J.J.	WR	15	UAB	2/1	2019
NELSON, Jordy	WR	82	Kansas State	15/14	2018
NELSON, Nick	DB	23	Wisconsin	12/3	2018-19
NELSON, Reggie	DB	27	Florida	43/39	2016-18
NEWBERRY, Jeremy	C	62	California	14/14	2007
NEWHOUSE, Marshall	T	73	TCU	14/14	2017
NEWMAN, Anthony	DB	30	Oregon	27/24	1998-99
NICKLAS, Pete	T	70	Baylor	14/0*	1962
NIX, Lucas	G	76	Pittsburgh	15/10	2012-13
NIXON, David	LB	56	BYU	3/0	2009
NIXON, Keisean	CB	22	South Carolina	14/0	2019
NOBLE, Mike	LB	53	Stanford	1/1	1987
NORRIS, Jim	DT	72	Houston	22/-*	1962-64
NORRIS, Slade	LB	58	Oregon State	4/0	2009
NOVSEK, Joe	DE	71	Tulsa	14/-*	1962
NUGENT, Mike	K	6	Ohio State	3/0	2018

- O -

OATS, Carleton	DT	85	Florida A&M	103/49	1965-72
OGAS, Dave	LB	61	San Diego State	6/0	1968
OGLESBY, Paul	T	74	UCLA	14/12	1960
OLAWALE, Jamize	RB	49	North Texas	77/11	2012-17
OLIVER, Ralph	LB	56	USC	28/16	1968-69
O'MALLEY, Ryan	TE	85	Pennsylvania	1/0	2016
O'NEAL, Oren	RB	46	Arkansas State	18/1	2007-09
OSBORNE, Chuck	DT	98	Arizona	22/0	1998-99
OSBORNE, Clancy	LB	81	Arizona State	28/-*	1963-64
ORR, Leon	DT	93	Florida	3/0	2015
OSEMELE, Kelechi	G-T	70	Iowa State	42/42	2016-18
O'STEEN, Dwayne	DB	35	San Jose State	31/12	1980-81
OTTO, Gus	LB	34	Missouri	102/95	1965-72
OTTO, Jim	C	50,00	Miami (Fla.)	210/140	1960-74
OWENS, Burgess	DB	44	Miami (Fla.)	40/40	1980-82

- P -

PALMER, Carson	QB	3	USC	25/24	2011-12
PAPAC, Nick	QB	12	Fresno State	14/-*	1961
PARILLI, Babe	QB	10	Kentucky	14/1*	1960
PARKER, Andy	TE	81,85,89	Utah	71/11	1984-88,90
PARKER, Brandon	T	75	North Carolina A&T	26/15	2018-19
PARKER, Ron	DB	36	Newberry	3/0	2011
PARKS, Nate	G-T	71	Stanford	2/0	1999-00
PARRELLA, John	DT	97	Nebraska	37/20	2002-04
PARSONS, Alex	G-C	67	USC	16/1	2012
PASHOS, Tony	T	79	Illinois	12/12	2013
PASTORINI, Dan	QB	7	Santa Clara	5/5	1980
PATTEN, Joel	T	71	Duke	1/0	1991
PATTERSON, Cordarrelle	WR	84	Tennessee	16/2	2017
PATTERSON, Elvis	DB	43	Kansas	50/1	1990-93
PATTISON, Mark	WR	89	Washington	2/0	1986
PEAR, Dave	DT	74	Washington	23/19	1979-80
PEARS, Erik	G-T	72	Colorado State	12/4	2009
PEAT, Todd	G	64	Northern Illinois	48/9	1990,92-93
PEETE, Rodney	QB	16	USC	1/0	2000-01
PENN, Donald	T	72	Utah State	66/66	2014-18
PERRY, Gerald	T	71	Southern	30/30	1993-95
PERRY, Mario	TE	84	Mississippi	3/2	1987
PETERS, Volney	DT	79	USC	12/0*	1961
PETERSON, Calvin	LB	54	UCLA	4/0	1982
PHILLIPS, Charles	DB	47	USC	67/23	1975-80
PHILLIPS, Irvin	DB	25	Arkansas Tech	5/0	1983
PHILLIPS, Jess	RB	35	Michigan State	14/2	1975
PHILLIPS, Justin	LB	56	Oklahoma State	4/0	2019
PHILYAW, Charles	DE	77	Texas Southern	44/9	1976-79
PICKEL, Bill	DT-DE	71	Rutgers	121/68	1983-90
PICKENS, Bruce	DB	39	Nebraska	16/1	1995

ALL-TIME RAIDERS

PIERSON, Shurron	LB	55	South Florida	6/0	2003
PITTS, Frank	WR	85	Southern	13/0	1974
PLUNKETT, Jim	QB	16	Stanford	70/57	1978-86
POLING, Quentin	LB	53	Ohio	1/0	2019
POOLE, Tyrone	CB	38	Fort Valley State	12/2	2006
POPE, Marquez	DB	23,49	Fresno State	31/26	2000-01
PORTER, Jerry	WR	84	West Virginia	105/62	2000-07
PORTER, Joe	DB	28	Rutgers	6/1	2011
PORTER, Kerry	RB	31	Washington State	16/0	1989
PORTER, Tracy	DB	23	Indiana	16/16	2013
POWELL, Art	WR	84	San Jose State	56/14*	1963-66
POWELL, Charley	DE	87	None	28/14*	1960-61
POWERS, Warren	DB	20	Nebraska	63/6*	1963-68
PREBOLA, Gene	TE	89	Boston University	14/10	1960
PRICE, Brian	DT	93	Texas-San Antonio	1/1	2018
PRICE, Dennis	DB	20,38	UCLA	17/4	1988-89
PRIOR, Anthony	DB	25	Washington State	4/0	1998
PROUT, Bob	DB	29	Knox College	2/0	1974
PRUITT, Greg	RB	34	Oklahoma	40/0	1982-84
PRYOR, Terrelle	QB	2,6	Ohio State	15/10	2011-13
PYLE, Palmer	G	68	Michigan State	13/1	1966
PYLES, David	T	63	Miami (Ohio)	2/0	1987

- Q -

QUEEN, Jeff	RB-TE	47	Morgan State	23/0	1972-73
-------------	-------	----	--------------	------	---------

- R -

RAE, Mike	QB	15	USC	17/3	1976-78
RAMSEY, Derrick	TE	84	Kentucky	75/15	1978-83
RANKIN, Louis	RB	40	Washington	2/0	2009
RATHMAN, Tom	RB	44	Nebraska	16/16	1994
RAY, Marcus	DB	42	Michigan	8/0	1999
REDMOND, J.R	RB	27	Arizona State	17/1	2003-04
REECE, Marcel	RB	45	Washington	92/67	2008-15
REESE, Archie	DT	74	Clemson	19/1	1982-83
REGENT, Shawn	C	62	Boston College	3/3	1987
REINFELDT, Mike	DB	37	Wisconsin, Mil.	2/0	1976
RENFROW, Hunter	WR	13	Clemson	13/4	2019
REYNOLDS, Billy	QB	46	Pittsburgh	6/-*	1960
REYNOLDS, M.C	QB	17	Louisiana State	1/-*	1962
RHODES, Dominic	RB	33	Midwestern St.	10/2	2007
RICE, Floyd	LB	52	Alcorn A&M	23/11	1976-77
RICE, Harold	DE	67	Tennessee State	12/0	1971
RICE, Jerry	WR	80	Mississippi Valley St.	54/51	2001-04
RICE, Ken	T	75	Auburn	28/0	1964-65
RICH, Randy	DB	27	New Mexico	2/0	1978
RICHARD, Jalen	RB	30	LSU	64/2	2016-19
RICHARDSON, Jay	DE	98	Ohio State	48/22	2007-09
RIDDICK, Louis	DB	41	Pittsburgh	15/3	1998
RIDDLE, Ryan	LB	57	California	12/0	2005
RIDLEHUBER, Preston	RB	37	Georgia	10/-*	1968
RIEHM, Chris	G	77	Ohio State	21/6	1986-88
RIEVES, Charles	LB	32,48	Houston	23/-*	1962-63
RILEY, Curtis	DB	35	Fresno State	16/3	2019
RILEY Jr., Perry	LB	54	LSU	11/11	2016
RISON, Andre	WR	80	Michigan State	16/0	2000
RITCHIE, Jon	RB	40	Stanford	75/48	1998-02
RIVERA, Hank	DB	23	Oregon State	9/0	1962
RIVERA, Mychal	TE	81	Tennessee	61/15	2013-16
ROACH, Nick	LB	53	Northwestern	16/16	2013-14
ROBBINS, Austin	DT	95	North Carolina	21/0	1994-95,00
ROBBINS, Barret	C	63	Texas Christian	121/105	1995-03
ROBERSON, Bo	WR	40	Cornell	48/-*	1962-65
ROBERTS, Cliff	DT	71	Illinois	10/0	1961
ROBERTS, Seth	WR	10	West Alabama	62/25	2015-18

ALL-TIME RAIDERS

ROBINSON, Greg	RB	28	NE Louisiana	12/12	1993-94
ROBINSON, Jerry	LB	57	UCLA	97/70	1985-91
ROBINSON, Johnny	DT-DE	68	Louisiana Tech	27/16	1981-83
ROBINSON, Ryan	DE	58	Oklahoma State	11/0	2013
ROBISKIE, Terry	RB	35	Louisiana State	24/6	1977-79
RODERICK, John	WR	41	SMU	11/-*	1968
RODGERS-CROMARTIE, Dom.	DB	45	Tennessee State	7/1	2018
RODRIGUEZ, Mike	DT	74	Alabama	1/0	1987
ROEDEL, Herb	G	61	Marquette	14/0	1961
ROGERS, Carlos	DB	27	Auburn	7/7	2014
ROMANO, Jim	C	52	Penn State	12/2	1982-84
ROMANOWSKI, Bill	LB	53	Boston College	19/19	2002-03
ROSENSTIEL, Bob	TE	89	Eastern Illinois	4/0	1997
ROSS, Brandian	DB	29	Youngstown St.	43/24	2012-14
ROSS, Jeremy	WR	13	California	6/0	2015
ROTHER, Tim	T-DT	78	Nebraska	20/0	1989-90
ROUTT, Stanford	DB	26	Houston	110/53	2005-11
ROWE, Dave	DT	74	Penn State	39/30	1975-78
RUBKE, Karl	DE	80	USC	4/0	1968
RUCKER, Frostee	DE	98	USC	15/15	2018
RUSSELL, Booker	RB	34	SW Texas State	32/0	1978-79
RUSSELL, Darrell	DT-DE	96	USC	75/65	1997-01
RUSSELL, Gary	RB	22	Minnesota	12/4	2009
RUSSELL, JaMarcus	QB	2	Louisiana State	31/25	2007-09

- S -

SABAL, Ron	T	64	Purdue	28/14	1960-61
SANDS, Terdell	DT	92,90	Tenn.-Chattanooga	75/14	2003-08
SANFORD, Brian	DE-DT	75	Temple	5/1	2013
SANTIAGO, O.J	TE	83	Kent State	12/7	2003
SAPP, Warren	DT	99	Miami (Fla.)	58/58	2004-07
SATELE, Samson	C	64	Hawaii	46/42	2009-11
SCHAUB, Matt	QB	8	Virginia	11/0	2014
SCHILENS, Chaz	WR	81	San Diego State	44/19	2008-11
SCHMAUTZ, Ray	LB	31	San Diego State	10/0	1966
SCHMITT, Owen	RB	44	West Virginia	13/4	2012
SCHROEDER, Jay	QB	10,13	UCLA	64/57	1988-92
SCHUH, Harry	T	79	Memphis State	84/69	1965-70
SCHWEIGERT, Stuart	DB	30	Purdue	63/42	2004-07
SCOTT, Carey	DB	27,37	Kentucky State	6/0	2002-03
SCOTT, Trevor	DE-LB	91	Buffalo	58/16	2008-11
SEALE, Sam	WR	43,88,23	West. State (Colo.)	61/10	1984-87,92
SEILER, Paul	T	65	Notre Dame	26/1	1971-73
SEYMOUR, Richard	DE-DT	92	Georgia	53/52	2009-12
SHABAZZ, Siddeeq	DB	28	New Mexico St.	4/0	2003
SHARPE, David	T	71,68	Florida	24/4	2017-19
SHAUGHNESSY, Matt	DE	77	Wisconsin	51/29	2009-12
SHAW, Glenn	RB	32	Kentucky	14/-*	1963-64
SHAW, Terrance	DB	22	Stephen F. Austin	32/15	2002-03
SHEDD, Kenny	WR	84	Northern Iowa	47/1	1996-99
SHELDON, Brady	LB	43	Ferris State	2/0	2017
SHELL, Art	T	78	Maryland State	207/169*	1968-82
SHEPPARD, Lito	DB	21	Florida	9/7	2011
SHERMAN, Rod	WR	13,23	USC	53/11	1967,69-71
SHIPP, Jackie	LB	58	Oklahoma	3/3	1989
SHIRKEY, George	DT	77	Stephen F. Austin	14/0*	1962
SIANI, Mike	WR	49	Villanova	74/32	1972-77
SIEG, Trent	LS	47	Colorado State	31/0	2018-19
SILBERMAN, Ian	OL	67	Boston College	2/0	2018
SIMONSON, Scott	TE	83	Assumption	4/0	2014
SIMPSON, Jack	LB	49,50	Mississippi	30/-*	1962-64
SIMPSON, Willie	RB	20	San Francisco St.	10/-*	1962
SIMS, Barry	G-T	65	Utah	136/119	1999-07
SIMS, Pat	DT	90	Auburn	32/18	2013-14

ALL-TIME RAIDERS

SISTRUNK, Otis	DE-DT	60	None	98/98	1972-79
SKREPENAK, Greg	T	78	Michigan	36/24	1992-95
SLAUGHTER, Chad	T	78	Alcorn State	43/7	2002-06
SLIGH, Richard	T	73	N. Carolina College	8/0	1967
SLOUGH, Greg	LB	45,58	USC	22/0	1971-72
SMITH, Aldon	LB	99	Missouri	9/7	2015
SMITH, Anthony	DE	94	Arizona	98/50	1991-97
SMITH, Antonio	DT	94	Oklahoma State	16/16	2014
SMITH, Bubba	DE	77	Michigan State	26/25	1973-74
SMITH, Charles	RB	23	Utah	95/65	1968-74
SMITH, Hal	DT	72	UCLA	8/-*	1961
SMITH, Jacques	DE	93	Missouri	4/0	2018
SMITH, James	RB	32	Compton J.C.	14/2	1960
SMITH, Jim	WR	86	Michigan	6/0	1985
SMITH, Jimmy	RB	29	Elon	7/0	1984
SMITH, Keith	RB	41	San Jose State	16/3	2018
SMITH, Kevin	TE	39,83	UCLA	14/1	1992-94
SMITH, Lee	TE	86	Marshall	51/32	2015-18
SMITH, Malcolm	LB	53	USC	31/30	2015-16
SMITH, Rod	RB	34	Ohio State	3/0	2019
SMITH, Ron	DB	27	Wisconsin	14/0	1974
SMITH, Sean	DB	21	Utah	29/23	2016-17
SMITH, Steve	RB	35	Penn State	103/84	1987-93
SMITH, Travian	LB	53,56	Oklahoma	84/16	1998-04
SMITH, Willie	G-T	63	Michigan	14/0	1961
SMITH, Willie	T	79	East Carolina	9/7	2012
SOMMER, Mike	RB	29	George Washington	4/-*	1963
SO'OTO, Vic	LB	54	BYU	4/0	2012
SPENCER, Ollie	G	63	Kansas	14/0	1963
SPENCER, Shawntae	DB	36	Pittsburgh	2/2	2012
SPIVEY, Mike	DB	45	Colorado	9/0	1980
SQUIREK, Jack	LB	58	Illinois	53/8	1982-85
STABLER, Ken	QB	12	Alabama	130/96	1970-79
STALLS, Dave	DT	61	No. Colorado	10/0	1983,85
STARKS, Duane	CB	22	Miami (Fla.)	3/0	2006-07
STEINFORT, Fred	K	4	Boston College	7/0	1976
STEMKE, Kevin	P	10	Wisconsin	2/0	2002
STEPHENS, Rich	G-T	77	Tulsa	29/2	1992-96
STEWART, Jeremy	RB	32	Stanford	17/0	2012-13
STEWART, Joe	WR	80	Missouri	19/0	1978-79
STEWART, Tony	TE	86	Penn State	47/8	2007-09
STINCHCOMB, Matt	T	74	Georgia	49/20	1999-03
STONE, Jack	T	75	Oregon	28/0	1961-62
STONE, James	C	62	Tennessee	2/0	2017
STONE, John	WR	86,15	Wake Forest	5/0	2004
STONE, Ron	G	67	Boston College	21/21	2004-05
STRACHAN, Steve	RB	39	Boston College	63/4	1985-89
STREATER, Rod	WR	80	Temple	36/19	2012-15
STRIEGEL, Bill	LB	75	Pacific	1/0	1960
STRONG, Darrell	TE	82	Pittsburgh	1/0	2008
STUBBLEFIELD, Dana	DT	94	Kansas	8/6	2003
SVIHUS, Bob	T	76	USC	82/70	1965-70
SWEARINGER, D.J.	DB	21	South Carolina	4/3	2019
SWEENEY, Steve	WR	89	California	14/0	1973
SWILLING, Pat	DE	56	Georgia Tech	48/32	1995-96,98
SWORD, Sam	LB	56	Michigan	10/5	1999
SYLVESTER, Steve	C-G-T	66	Notre Dame	106/31	1975-83

- T -

TALLEY, Stan	K	5	TCU	12/0	1987
TATUM, Jack	DB	31,32	Ohio State	120/120	1971-79
TAUTOLO, John	T	61	UCLA	3/3	1987
TAVECCHIO, Giorgio	K	2	California	16/0	2017
TAVES, Josh	DE	99	Northeastern	24/3	2000-01
TAYLOR, Billy	RB	49	Texas Tech	1/0	1982

ALL-TIME RAIDERS

TAYLOR, Malcolm	DT	96	Tennessee State	27/6	1987-88
TAYLOR, Travis	WR	19	Florida	1/0	2007
TEAL, Willie	DB	20	Louisiana State	1/0	1987
TERESA, Tony	RB	25	San Jose State	14/8	1960
TERRELL, David	DB	35	Texas-El Paso	16/0	2004
THIGPEN, Marcus	WR	19	Indiana	1/0	2015
THOMAS, Robert	LB	55,94	UCLA	32/11	2006-08
THOMAS, Skip	DB	26	USC	82/56	1972-77
THOMAS, William	LB	59	Texas A&M	32/31	2000-01
THOMPSON, Kenbrell	WR	85	Cincinnati	12/6	2014
THOMAS, Art	DT	80	Syracuse	87/68	1969-76
THORPE, Neiko	DB	31	Auburn	28/2	2014-15
TILLMON, Tony	DB	29	Texas	3/1	1987
TODD, Larry	RB	22	Arizona State	57/7*	1965-70
TOLLEFSON, David	DE	58	NW Missouri St.	15/0	2012
TOMLINSON, Eric	TE	82	Texas-El Paso	3/1	2019
TONGA, Manase	RB	41	BYU	11/3	2011
TONGUE, Reggie	S	29	Oregon State	4/1	2005
TOOMAY, Pat	DE	67	Vanderbilt	44/15	1977-79
TOOMER, Corey	LB	54	Idaho	10/0	2015
TORAN, Stacey	DB	30	Notre Dame	72/41	1984-88
TOWNSEND, Greg	DE-LB	93	TCU	174/90	1983-93,97
TOWNSEND, Johnny	P	5	Florida	16/0	2018
TRAWICK, Brynden	DB	41	Troy	15/0	2016
TRAPP, James	DB	37	Clemson	88/26	1993-98
TRASK, Orville	DT	79	Rice	7/0	1962
TREU, Adam	C-G-T	62	Nebraska	155/44	1997-06
TRUAX, Dalton	DT	72	Tulane	14/2	1960
TRUITT, Olanda	WR	88	Mississippi State	24/0	1996-97
TUCK, Justin	DE	91	Notre Dame	20/17	2014-15
TUIASOSOPO, Marques	QB	8	Washington	13/2	2001-06,08
TUIELE, Maugaula	LB	50	Colorado State	1/0	2004
TURK, Dan	C	67	Wisconsin	128/23	1989-96
TURNER, Eric	DB	29,42	UCLA	32/31	1997-99
TYSON, Richard	G	71	Tulsa	3/0	1966

- U -

UPSHAW, Gene	G	63	Texas A&I	217/207	1967-81
UPSHAW, Regan	DE	91	California	37/23	2000-02
URENDA, Herman	WR	39	Pacific	2/0	1963

- V -

VALDEZ, Vernon	DB	25	San Diego	10/-*	1962
VAN DYKE, DeMarcus	DB	23	Miami (Fla.)	14/4	2011
van EEGHEN, Mark	RB	30	Colgate	112/87	1974-81
VANDERDOES, Eddie	DT	94	UCLA	16/13	2017
VANN, Norwood	LB	50	East Carolina	1/0	1988
VAN PELT, Brad	LB	91	Michigan State	25/23	1984-85
VAUGHAN, Ruben	DT-DE	99	Colorado	9/0	1982
VELDHEER, Jared	T-C	68	Hillsdale	53/48	2010-13
VELLA, John	G-T	75	USC	84/48	1972-79
VILLAPIANO, Phil	LB	41	Bowling Green	118/117	1971-79
VOIGHT, Bob	DE	78	Los Angeles State	14/0*	1961

- W -

WADDELL, Michael	DB	32	North Carolina	1/0	2008
WADE, John	C	71	Marshall	5/4	2008
WAKEFIELD, Fred	OL-DL	78	Illinois	7/0	2008
WALFORD, Clive	TE	88	Miami (Fla.)	44/10	2015-17
WALKER, Denard	DB	25	LSU	25/5	2004-05
WALKER, Derrick	TE	86	Michigan	11/3	1999
WALKER, Fulton	DB	41	West Virginia	27/0	1985-86
WALKER, Javon	WR	84	Florida State	11/7	2008-09
WALKER, Langston	T-G	66,70	California	88/50	2002-06,09-10
WALKER, Marquis	DB	38	Southern Missouri	32/7	1998-99
WALKER, Vance	DT	98	Georgia Tech	15/15	2013

ALL-TIME RAIDERS

WALLACE, Aaron	LB-DE	51,59	Texas A&M	102/35	1990-95,97-98
WALLER, Darren	TE	83	Georgia Tech	20/16	2018-19
WALTER, Andrew	QB	16	Arizona State	15/9	2005-08
WAND, Seth	T	72	NW Missouri St.	1/0	2007-08
WARD, B.J	DB	28	Florida State	4/0	2007
WARD, Jihad	DL	95	Illinois	21/14	2016-17
WARE, Jeremy	DB	23	Michigan State	8/0	2010
WARE, Jylan	T	69	Alabama State	1/0	2017
WARE, Tim	WR	80	USC	13/0	1989
WARREN, Gerard	DT	61	Florida	44/37	2007-09
WARREN, Jimmy	DB	20,22	Illinois	57/6	1970-74,77
WARZEKA, Ron	DE	78	Montana State	14/3	1960
WASHINGTON, DeAndré	RB	33	Texas Tech	55/5	2016-19
WASHINGTON, Fabian	CB	27	Nebraska	45/28	2005-07
WASHINGTON, Lionel	DB	23,48	Tulane	122/99	1987-94,97
WASHINGTON, Ronnie	LB	91	NE Louisiana	2/2	1987
WASHINGTON, Ted	DT	92	Louisville	32/32	2004-05
WATKINS, Todd	WR	19	BYU	21/1	2008-09
WATSON, Menelik	T	71	Florida State	27/17	2013-16
WATTS, Robert	LB	54	Boston College	2/0	1978
WATTS, Ted	DB	20	Texas Tech	57/22	1981-84
WAYMER, Dave	DB	44	Notre Dame	16/0	1992
WEATHERS, Carl	LB	49	San Diego State	8/0	1970-71
WEAVER, Gary	LB	52	Fresno State	24/0	1973-74
WEBB, J'Marcus	G/T	76	West Texas A&M	16/16	2015
WELLS, Warren	WR	81	Texas Southern	56/42	1967-70
WESTBROOKS, Greg	LB	52	Colorado	10/0	1978-81
WHEATLEY, Tyrone	RB	47	Michigan	78/36	1999-03
WHEELER, Dwight	C-T	63,67	Tennessee State	16/1	1984,87-88
WHEELER, Philip	LB	52	Georgia Tech	16/16	2012
WHEELER, Ron	TE	82	Washington	3/1	1987
WHITE, Alberto	DE	96	Texas Southern	8/0	1994
WHITE, Eugene	RB	29	Florida A&M	7/-*	1962
WHITEHEAD, Tahir	LB	59	Temple	32/32	2018-19
WHITLEY, Curtis	C-G	66	Clemson	15/1	1997
WHITNEY, Isaac	WR	19	USC	2/0	2017
WHITTED, Alvis	WR	87	North Carolina St.	66/20	2002-06
WHITTINGTON, Arthur	RB	22	SMU	56/20	1978-81
WILBER, Kyle	LB	58	Wake Forest	28/1	2018-19
WILKERSON, Bruce	G-T	68	Tennessee	107/89	1987-94,98
WILLIAMS, Brock	DB	29	Notre Dame	2/0	2004
WILLIAMS, Dan	DT	90	Tennessee	32/26	2015-16
WILLIAMS, David	WR	19	Illinois	3/2	1987
WILLIAMS, Demise	DB	33	Oklahoma State	1/0	1987
WILLIAMS, Dokie	WR	85	UCLA	74/39	1983-87
WILLIAMS, Harvey	RB-TE	22	LSU	75/40	1994-98
WILLIAMS, Henry	DB	45	San Diego State	16/13	1979
WILLIAMS, Howie	DB	29	Howard	80/38*	1964-69
WILLIAMS, Jamie	TE	88	Nebraska	16/0	1994
WILLIAMS, Jermaine	RB	34	Houston	26/0	1998-99
WILLIAMS, K.D	LB	59	Henderson State	9/8	1999
WILLIAMS, Marcus	TE	85	Washington State	14/0	2002
WILLIAMS, Mike	WR	17	USC	6/1	2007
WILLIAMS, Randal	TE	86	New Hampshire	32/14	2005-06
WILLIAMS, Ricky	DB	25,49	Langston	3/0	1985, 1987
WILLIAMS, Rodney	WR	89	Arizona	6/0	1998-99
WILLIAMS, Roland	TE	86	Syracuse	44/30	2001-02,04
WILLIAMS, Sam	LB	54	Fresno State	84/24	2003-10
WILLIAMS, Tyrell	WR	16	Western Oregon	14/12	2019
WILLIAMS, Willie	DB	49	Grambling	6/-*	1966
WILLIAMSON, Fred	DB	24	Northwestern	56/-*	1961-64
WILLIAMSON, J.R	LB	52	Louisiana Tech	54/28*	1964-67
WILLIS, Chester	RB	38	Auburn	52/0	1981-84
WILLIS, Mitch	DT	98	SMU	38/1	1985-88

ALL-TIME RAIDERS

WILSON, C.J.	DL	98	East Carolina	20/8	2014-15
WILSON, Gibril	DB	28	Tennessee	16/15	2008
WILSON, Marc	QB	6	BYU	96/50	1980-87
WILSON, Marcus	RB	40	Virginia	1/0	1991
WILSON, Martez	LB	52	Illinois	3/0	2013
WILSON, Nemiah	DB	26,48	Grambling	81/67	1968-74
WILSON, Otis	LB	50	Louisville	1/1	1989
WILSON, Wade	QB	16	East Texas State	5/3	1998-99
WIMBLEY, Kamerion	LB	96	Florida State	32/32	2010-11
WISE, Mike	DE	90	UC Davis	50/27	1986-90
WISNIEWSKI, Stefen	G-C	61	Penn State	61/61	2011-14
WISNIEWSKI, Steve	G	76	Penn State	206/206	1989-01
WONG, Joe	G-T	77	BYU	2/0	2003
WOOD, Dick	QB	18	Auburn	14/3	1965
WOODEN, Terry	LB	57	Syracuse	16/10	1998
WOODLEY, LaMarr	DE	58	Michigan	6/5	2014
WOODS, Chris	WR	88	Auburn	11/1	1987-88
WOODSON, Charles	DB	24	Michigan	154/151	1998-05,13-15
WOODSON, Rod	DB	26	Purdue	26/26	2002-03
WOODSON-LUSTER, Xavier	LB	56	Arkansas State	14/0	2017
WOOLF, Scott	QB	17	Mt. Union	1/0	1987
WORLEY, Daryl	DB	20	West Virginia	26/24	2018-19
WRIGHT, Alexander	WR	89	Auburn	41/31	1992-94
WRIGHT, Steve	T	66	Northern Iowa	79/48	1987-93
WRIGHT, Gabe	DT	57	Auburn	2/0	2018
WYATT, Alvin	DB	41	Bethune-Cookman	11/0	1970
WILSON, Gibril	DB	28	Tennessee	16/15	2008
WILSON, Marc	QB	6	BYU	96/50	1980-87
WILSON, Marcus	RB	40	Virginia	1/0	1991
WILSON, Martez	LB	52	Illinois	3/0	2013
WILSON, Nemiah	DB	26,48	Grambling	81/67	1968-74
WILSON, Otis	LB	50	Louisville	1/1	1989
WILSON, Wade	QB	16	East Texas State	5/3	1998-99
WIMBLEY, Kamerion	LB	96	Florida State	32/32	2010-11
WISE, Mike	DE	90	UC Davis	50/27	1986-90
WISNIEWSKI, Stefen	G-C	61	Penn State	61/61	2011-14
WISNIEWSKI, Steve	G	76	Penn State	206/206	1989-01
WONG, Joe	G-T	77	BYU	2/0	2003
WOOD, Dick	QB	18	Auburn	14/3	1965
WOODEN, Terry	LB	57	Syracuse	16/10	1998
WOODLEY, LaMarr	DE	58	Michigan	6/5	2014
WOODS, Chris	WR	88	Auburn	11/1	1987-88
WOODSON, Charles	DB	24	Michigan	154/151	1998-05,13-15
WOODSON, Rod	DB	26	Purdue	26/26	2002-03
WOODSON-LUSTER, Xavier	LB	56	Arkansas State	14/0	2017
WOOLF, Scott	QB	17	Mt. Union	1/0	1987
WORLEY, Daryl	DB	20	West Virginia	11/9	2018
WRIGHT, Alexander	WR	89	Auburn	41/31	1992-94
WRIGHT, Steve	T	66	Northern Iowa	79/48	1987-93
WRIGHT, Gabe	DT	57	Auburn	2/0	2018
WYATT, Alvin	DB	41	Bethune-Cookman	11/0	1970
- Y -					
YOUNG, Usama	DB	26	Kent State	18/4	2014
YOUSOU, Frank	T	78	Minnesota	29/-*	1963-65
- Z -					
ZECHER, Rich	T	74	Utah State	14/0	1965
ZEREOUE, Amos	RB	28	West Virginia	15/6	2004
ZOGG, Jon	G	69	Boise State	1/0	1987

*Starts unofficial prior to 1968

Notes: The Raiders All-Time Roster includes all players who were on the active roster for at least one regular season game or playoff contest. Additionally, it includes players who accrued at least one season as a member of a reserve or injury list. Games Played/Games Started reflects regular season games only.

ALL-TIME NUMBERS

PLAYER	SCHOOL	POS	YEARS
00			
OTTO, Jim*	Miami (Fla.)	C	1961-74
1			
CURRY, Ronald*	North Carolina	WR	2002
2			
ARAGUZ, Leo	Stephen F. Austin	P	1996-99
BROOKS, Aaron	Virginia	QB	2006
RUSSELL, JaMarcus	Louisiana State	QB	2007-09
PRYOR, Terrelle*	Ohio State	QB	2013
TAVECCHIO, Giorgio	California	K	2017
MCCARRON, AJ	Alabama	QB	2018
3			
AGAJANIAN, Ben	New Mexico	K	1962
LAMONICA, Daryle	Notre Dame	QB	1967-74
GAMACHE, Vince	Cal State-Northridge	K	1987
GEORGE, Jeff	Illinois	QB	1997-98
DALUIISO, Brad	UCLA	K	2001
MIRER, Rick	Notre Dame	QB	2003
FRYE, Charlie	Akron	QB	2009
PALMER, Carson	USC	QB	2011-12
MANUEL, EJ	Florida State	QB	2017
MCCRANE, Matt	Kansas State	K	2018
4			
DePOYSTER, Jerry	Wyoming	K	1971-72
STEINFORT, Fred	Boston College	K	1976
HARDY, David	Texas A&M	K	1987
CARR, Derek	Fresno State	QB	2014-19
5			
BREECH, Jim	California	K	1979
TALLEY, Stan	TCU	K	1987
FORD, Cole	USC	K	1995-97
HUSTED, Michael	Virginia	K	1999
CONNWAY, Brett	Penn State	K	2000
COLLINS, Kerry	Penn State	QB	2004-05
GRADKOWSKI, Bruce	Toledo	QB	2009-10
TOWNSEND, Johnny	Florida	P	2018
6			
JAKOWENKO, George	Syracuse	K	1974
WILSON, Marc	BYU	QB	1980-87
GOSSETT, Jeff*	Eastern Illinois	P	1988-90
NEDNEY, Joe	San Jose State	K	1999
PRYOR, Terrelle*	Ohio State	QB	2011-12
NUGENT, Mike	Ohio State	K	2018
COLE, AJ	North Carolina State	P	2019
7			
PASTORINI, Dan	Santa Clara	QB	1980
BEUERLEIN, Steve	Notre Dame	QB	1988-89
GOSSETT, Jeff*	Eastern Illinois	P	1991-96
KLINGER, David*	Houston	QB	1997
DAVIS, Greg	The Citadel	K	1998
JOHNSON, Rob	USC	QB	2003
LOSMAN, J.P.	Tulane	QB	2009
BOLLER, Kyle	California	QB	2010-11
LEINART, Matt	USC	QB	2012
KING, Marquette	Fort Valley State	P	2013-17
GLENNON, Mike	North Carolina State	QB	2019
8			
GUY, Ray	SMU	K	1973-86
TUJASOSQO, Marques	Washington	QB	2001-06,08
CULPEPPER, Daunte	UCF	QB	2007
CAMPBELL, Jason	Auburn	QB	2010-11
SCHAUB, Matt	Virginia	QB	2014
COOK, Connor*	Michigan State	QB	2016
CARLSON, Daniel	Auburn	K	2018-19
9			
HOBERT, Billy Joe	Washington	QB	1995-96
LECHLER, Shane	Texas A&M	P	2000-12

10			
PARILLI, Babe	Kentucky	QB	1960
MERCER, Mike	Northern Arizona	K	1963-66
DICKEY, Eldridge	Tennessee State	WR	1968-71
BAHR, Chris	Penn State	K	1980-88
SCHROEDER, Jay*	UCLA	QB	1992
STEMKE, Kevin	Wisconsin	P	2002
FRANCIS, Carlos	Texas Tech	WR	2004
HOLLAND, Jonathan*	Louisiana Tech	WR-DB	2008
HAGAN, Derek*	Arizona State	WR	2012
JENKINS, Greg	Alabama State	WR	2013
ROBERTS, Seth	West Alabama	WR	2015-18
GAFFORD, Rico*	Wyoming	WR-DB	2019
11			
HEINRICH, Don	Washington	QB	1962
EISCHKE, Mike	Upper Iowa	K	1966-71
HUMM, David	Nebraska	QB	1975-79,83-84
EVANS, Vince	USC	QB	1987-95
KLINGER, David*	Houston	QB	1996
JANIKOWSKI, Sebastian	Florida State	K	2000-17
DAVIS, Trevor	California	WR	2019
12			
LARSON, Paul	California	QB	1960
PAPAC, Nick	Fresno State	QB	1961
GALLEGOS, Chon	San Jose State	QB	1962
GREEN, Charley	Wittenberg	QB	1966
STABLER, Ken	Alabama	QB	1970-79
HILGER, Rusty	Oklahoma State	QB	1985-87
MARINOVICH, Todd	USC	QB	1991-92
HOLLAS, Donald	Rice	QB	1998
GANNON, Rich	Delaware	QB	1999-04
McCOWN, Josh	Sam Houston State	QB	2007
HEYWARD-BEY, Darius*	Maryland	WR	2009
FORD, Jacoby	Clemson	WR	2010-13
BUTLER, Brice*	San Diego State	WR	2014
BRYANT, Martavis	Clemson	WR	2018
JONES, Zay	East Carolina	WR	2019
13			
LAWRENCE, Larry	Iowa	QB	1974-75
SHERMAN, Rod*	USC	WR	1969-71
SCHROEDER, Jay*	UCLA	QB	1988-91
BUCHANON, William	USC	WR	2006
FIGURS, Yamon	Kansas State	WR	2010
ROSS, Jeremy	California	WR	2015
RENFROW, Hunter	Clemson	WR	2019
14			
ENIS, Hunter	TCU	QB	1962
BILETNIKOFF, Fred*	Florida State	WR	1965-66
MANN, Errol	North Dakota	K	1976-78
GOLTZ, Rick	Simon Fraser	DE	1987
HOYING, Bobby	Ohio State	QB	1999-00
McFOY, Chris	USC	WR	2007
McGLOIN, Matt	Penn State	QB	2013-16
HATCHER, Keon	Arkansas	WR	2018
15			
FLORES, Tom	Pacific	QB	1960,61,63-66
RAE, Mike	USC	QB	1976-78
WARE, Tim*	USC	WR	1989
HOSTETLER, Jeff	West Virginia	QB	1993-96
STONE, John*	Wake Forest	WR	2004
HIGGINS, Johnnie Lee	UTEP	WR	2007-10
FLYNN, Matt	LSU	QB	2013
CRABTREE, Michael	Texas Tech	WR	2015-17
NELSON, J.J.	UAB	WR	2019
16			
BLANDA, George	Kentucky	QB-K	1967-75
PLUNKETT, Jim	Stanford	QB	1979-86
CAMARILLO, Rich	Washington	P	1996
WILSON, Wade	East Texas State	QB	1998
PEETE, Rodney	USC	QB	2001
WALTER, Andrew	Arizona State	QB	2006-08
HOLTON, Johnny	Cincinnati	WR	2016-18
WILLIAMS, Tyrell	Western Oregon	WR	2019

ALL-TIME NUMBERS

17

REYNOLDS, M.C	Louisiana State	QB	1962
WOOLF, Scott	Mt. Union	QB	1987
MARTIN, Tee	Tennessee	QB	2003
DWIGHT, Tim	Iowa	WR	2007
WILLIAMS, Mike	USC	WR	2007
MOORE, Denarius	Tennessee	WR	2011-14
HARRIS, Dwayne	East Carolina	WR-RS	2018-19

18

WOOD, Dick	Auburn	QB	1965
JAEGER, Jeff	Washington	K	1989-95
MOSS, Randy	Marshall	WR	2005-06
MURPHY, Louis	Florida	WR	2009-11
HOLMES, Andre	Hillsdale	WR	2013-16
COOK, Connor*	Michigan State	QB	2017
DOSS, Keelan	UC Davis	WR	2019

19

DAVIDSON, Cotton	Baylor	QB	1962-68
WILLIAMS, David	Illinois	WR	1987
MORANT, Johnnie	Syracuse	WR	2004-06
TAYLOR, Travis	Florida	WR	2007
WATKINS, Todd	BYU	WR	2008-09
BUTLER, Brice*	San Diego State	WR	2013
BROWN, Vincent	San Diego State	WR	2014
THIGPEN, Marcus	Indiana	WR	2015
WHITNEY, Isaac	USC	WR	2017
LaFELL, Brandon	LSU	WR	2018
GRANT, Ryan	Tulane	WR	2019

20

FULLER, Charles	San Francisco State	RB	1961-62
SIMPSON, Willie	San Francisco State	RB	1962
POWERS, Warren	Nebraska	DB	1963-68
ALLEN, Jackie	Baylor	RB	1969
WARREN, Jimmy*	Illinois	DB	1970-74
COLZIE, Neal*	Ohio State	DB	1976-78
HIPP, I.M	Nebraska	RB	1980
WATTS, Ted	Texas Tech	DB	1981-84
CARR, Chetti	NW Oklahoma	WR	1987
TEAL, Willie	Louisiana State	DB	1987
McLEMORE, Chris	Arizona	RB	1987-88
PRICE, Dennis*	UCLA	DB	1989
HOSKINS, Derrick	Southern Mississippi	DB	1992-95
CARTER, Perry	Mississippi	DB	1996-98
JAMES, Tory	LSU	DB	2000-02
FARGAS, Justin*	USC	RB	2003-05
ECHEMANDU, Adimchinobe*	California	RB	2006
McFADDEN, Darren	Arkansas	RB	2008-14
ALLEN, Nate	South Florida	DB	2015-16
MELIFONWU, Obi	Connecticut	DB	2017
WORLEY, Daryl	West Virginia	DB	2018-19

21

FLEMING, George	Washington	RB	1961
LEWIS, Harold	Houston	RB	1962
DORSEY, Dick	USC	WR	1962
MINGO, Gene	None	K	1964-65
BIRD, Rodger	Kentucky	DB	1966-68
BRANCH, Cliff	Colorado	WR	1972-85
CALHOUN, Rick	Cal State-Fullerton	RB	1987
FELLOWS, Ron	Missouri	DB	1987-88
LEWIS, Garry	Alcorn State	DB	1990-91
MONTGOMERY, Tyrone	Mississippi	RB	1993-94
CARRINGTON, Darren	Northern Arizona	DB	1996
ALLEN, Eric	Arizona State	DB	1998-01
ASOMUGH, Namdi	California	DB	2003-10
SHEPPARD, Lito	Florida	DB	2011
BARTELL, Ron	Howard	DB	2012
JENKINS, Mike	South Florida	CB	2013
JONES-DREW, Maurice	UCLA	RB	2014
McDONALD, Dexter*	Kansas	DB	2015
SMITH, Sean	Utah	DB	2016-17
CONLEY, Gareon*	Ohio State	DB	2018-19
SWEARINGER, D.J.	South Carolina	DB	2019

22

CROW, Wayne	California	RB-DB	1960-61
MONTALBO, Mel	Utah State	DB	1962
GUY, Louie	Mississippi	DB	1964
TODD, Larry	Arizona State	DB	1965-70
WARREN, Jimmy*	Illinois	RB	1977
WHITTINGTON, Arthur	SMU	RB	1978-81
HAYNES, Mike	Arizona State	DB	1983-89
CRAIG, Roger	Nebraska	RB	1991
WILLIAMS, Harvey	LSU	RB-TE	1994-98
MINCY, Charles	Washington	DB	1999
SHAW, Terrance	Stephen F. Austin	DB	2002-03
HILL, Renaldo	Michigan State	CB	2005
STARKE, Duane	Miami (Fla.)	CB	2006
MILLER, Justin	Clemson	DB	2008-09
RUSSELL, Gary	Minnesota	RB	2009
McFADDEN, Walter	Auburn	CB	2010
JONES, Taiwan	Eastern Wash.	RB-DB	2011-16
CONLEY, Gareon*	Ohio State	DB	2017
MELVIN, Rashawn	Northern Illinois	DB	2018
NIXON, Keisean	South Carolina	DB	2019

23

LARSCH, Jack	Pacific	RB	1960-61
RIVERA, Hank	Oregon State	DB	1962
DICKINSON, Bo	Southern Miss.	RB	1964
SHERMAN, Rod*	USC	WR	1967
SMITH, Charles	Utah	RB	1968-74
HART, Harold*	Texas Southern	RB	1978
McKINNEY, Odis	Colorado	DB	1980-86
HORTON, Ethan*	North Carolina	RB-TE	1987
CRUDUP, Derrick	Oklahoma	DB	1989,91
SEALE, Sam*	W. State (Colo.)	WR-DB	1992
JORDAN, Randy*	North Carolina	RB	1993
LYONS, Lamar	Washington	RB	1996
WASHINGTON, Lionel*	Tulane	DB	1997
GORDON, Darrien	Stanford	DB	1999-00
POPE, Marquez*	Fresno State	DB	2001
HILL, Madre	Arkansas	RB	2002
ANDERSON, Marques	UCLA	DB	2004
CARR, Chris	Boise State	DB	2005-07
HALL, DeAngelo	Virginia Tech	DB	2008
HOLLAND, Jonathan*	Louisiana Tech	WR-DB	2009
WARE, Jeremy	Michigan State	DB	2010
VAN DYKE, DeMarcus	Miami (Fla.)	DB	2011
HANSON, Joselio	Texas Tech	DB	2012
PORTER, Tracy	Indiana	DB	2013
BROWN, Tarell	Texas	DB	2014
McDonald, Dexter*	Kansas	DB	2016-17
Nelson, Nick	Wisconsin	DB	2018-19

24

KEYES, Bob	San Diego	RB	1960
WILLIAMSON, Fred	Northwestern	DB	1961-64
BROWN, Willie	Grambling	DB	1967-78
HARKEY, Lance	Illinois	DB	1987
BROWN, Ron	Arizona State	DB-KR	1990
BATES, Patrick*	Texas A&M	DB	1994
BROWN, Larry	TCU	DB	1996-97
WOODSON, Charles	Michigan	DB	1998,05,13-15
HUFF, Michael	Texas	DB	2006-12
LYNCH, Marshawn	California	RB	2017-18
ABRAM, Johnathan	Mississippi State	DB	2019

25

TERESA, Tony	San Jose State	RB	1960
VALDEZ, Vernon	San Diego	DB	1962
GIBSON, Claude	North Carolina State	DB	1963-65
BILETNIKOFF, Fred*	Florida State	WR	1967-78
PHILLIPS, Irvin	Arkansas Tech	DB	1983
WILLIAMS, Ricky*	Langston	DB	1987
LAND, Dan	Albany State	DB	1989-97
PRIOR, Anthony	Washington State	DB	1998
GARNER, Charlie	Tennessee	DB	2001-03
WALKER, Denard	LSU	RB	2004-05
FARGAS, Justin*	USC	RB	2006-09
CARTWRIGHT, Rock	Kansas State	RB	2010-11
GOODSON, Mike	Texas A&M	RB	2012
HAYDEN, DJ	Houston	DB	2013-16
McCray, Demetrius	Appalachian State	DB	2017
HARRIS, Erik*	California (Pa.)	DB	2018-19

ALL-TIME NUMBERS

26

McFARLANE, Nyle	BYU	DE	1960
WILSON, Nemiah*	Grambling	DB	1968-70
THOMAS, Skip	USC	DB	1972-77
HAWKINS, Clarence	Florida A&M	RB	1979
MOODY, Keith	Syracuse	DB	1980
McELROY, Vann	Baylor	DB	1982-90
KAUFMAN, Napoleon	Washington	RB	1995-00
GIBSON, Derrick	Florida State	DB	2001
WOODSON, Rod	Purdue	DB	2002-03
ROUTT, Stanford	Houston	DB	2005-11
LEE, Pat	Auburn	DB	2012
YOUNG, Usama	Kent State	DB	2013-14
HELU Jr., Roy	Nebraska	RB	2015
LUANI, Shalom	Washington State	DB	2017
LAWSON, Nevin	Utah State	DB	2019

27

CANNAVINO, Joe	Ohio State	DB	1960-61
BOYNTON, George	East Texas State	DB	1962
MOSTARDO, Rich	Kent State	DB	1962
KRAKOSKI, Joe	Illinois	DB	1963-66
ELLISON, Glenn	Arkansas	RB	1971
SMITH, Ron	Wisconsin	DB	1974
RICH, Randy	New Mexico	DB	1978
HAWKINS, Frank	Nevada	RB	1981-87
GAINER, Derrick	Florida A&M	RB	1992
JONES, Calvin*	Nebraska	RB	1994
BRANCH, Calvin*	Colorado State	DB	1997-00
SCOTT, Carey*	Kentucky State	DB	2002
JENKINS, Ronney	Northern Arizona	RB-KR	2003
REDMOND, J.R.	Arizona State	RB	2003-04
WASHINGTON, Fabian	Nebraska	CB	2005-07
BAKER, Rashad	Tennessee	DB	2008
BROWN, Stevie	Michigan	DB	2010
GIORDANO, Matt	California	DB	2011-12
JENNINGS, Rashad	Liberty	RB	2013
ROGERS, Carlos	Auburn	DB	2014
MAYS, Taylor	USC	DB	2015
NELSON, Reggie	Florida	DB	2016-18
MULLEN, Trayvon	Clemson	DB	2019

28

MACON, Ed	Pacific	DB	1960
GARNER, Bob	Fresno State	DB	1961-62
DAVIS, Clarence	USC	RB	1971-78
MONTGOMERY, Cleo	Abilene Christian	RB-WR	1981-85
HARRISON, Rob	Sacramento State	RB	1987
BELL, Greg	Notre Dame	RB	1990
ROBINSON, Greg	NE Louisiana	RB	1993
JORDAN, Randy	North Carolina	RB	1998-02
SHABAZZ, Siddeeq	New Mexico State	DB	2003
ZEROUÉ, Amos	West Virginia	RB	2004
WARD, B.J.	Florida State	DB	2007
WILSON, Gibril	Tennessee	DB	2008
PORTER, Joe	Rutgers	DB	2011
ADAMS, Phillip	South Carolina State	DB	2012-13
MURRAY, Latavius	UCF	RB	2014-16
MARTIN, Doug	Boise State	RB	2018
JACOBS, Josh	Alabama	RB	2019

29

HARRIS, John	Santa Monica J.C.	DB	1960-61
WHITE, Eugene	Florida A&M	RB	1962
SOMMER, Mike	George Washington	RB	1963
WILLIAMS, Howie	Howard	DB	1964-69
PROUT, Bob	Knox College	DB	1974
GINN, Hubie	Florida A&M	RB	1976-78
SMITH, Jimmy	Elon	RB	1984
TILLMON, Tony	Texas	DB	1987
CARTER, Russell	SMU	DB	1988-89
DICKERSON, Eric	SMU	RB	1992
BATES, Patrick*	Texas A&M	DB	1993
LEWIS, Albert	Grambling	DB	1994-98
TURNER, Eric*	UCLA	DB	1999
WILLIAMS, Brock	Notre Dame	DB	2004
TONGUE, Reggie	Oregon State	S	2005
BUSH, Michael	Louisville	RB	2008-11
ROSS, Brandian	Youngstown State	DB	2012-14
AMERSON, David	North Carolina State	DB	2015-17
HALL, Leon	Michigan	DB	2018
JOYNER, Lamarcus	Florida State	DB	2019

30

HAGBERG, Roger	Minnesota	RB	1965-69
van EEGHEN, Mark	Colgate	RB	1974-81
TORAN, Stacey	Notre Dame	DB	1984-88
NEWMAN, Anthony	Oregon	DB	1998-99
SCHWEIGERT, Stuart	Purdue	DB	2004-07
BOYD, Jerome	Oregon	DB	2009-11
RICHARD, Jalen	LSU	RB	2016-19

31

LOTT, Billy	Mississippi	RB	1960
SCHMAUTZ, Ray	San Diego State	LB	1966
TATUM, Jack*	Ohio State	DB	1971-73
GARRETT, Carl	NM Highlands	RB	1976-77
JENSEN, Derrick	Texas Arlington	RB-TE	1979-86
ELLIS, Craig	San Diego State	RB	1987
PORTER, Kerry	Washington State	RB	1989
DIXON, Rickey	Oklahoma	DB	1993
KING, Joe	Oklahoma State	DB	1995
LEVITT, Chad	Cornell	RB	1997
BUCHANAN, Phillip	Miami (Fla.)	DB	2002-04
EUGENE, Hiram	Louisiana Tech	DB	2007-10
FRANCIES, Coye	San Jose State	DB	2012
THORPE, Neiko	Auburn	DB	2014-15
GILCHRIST, Marcus	Clemson	DB	2018
JOHNSON, Isaiah	Houston	DB	2019

32

SMITH, J.D.	Compton	HB	1960
JONES, Jim	Washington	LB	1961
RIEVES, Charles*	Houston	LB	1962
SHAW, Glenn	Kentucky	RB	1963-64
JACKSON, Bobby	New Mexico State	RB	1964
JACKSON, Richard	Southern	LB	1966
HIGHSMITH, Don	Michigan State	RB	1970-72
TATUM, Jack*	Ohio State	DB	1974-79
ALLEN, Marcus	USC	RB	1982-92
CROCKETT, Zack	Florida State	RB	1999-06
WADDELL, Michael	North Carolina	DB	2008
BENNETT, Michael	Wisconsin	RB	2010
McCANN, Bryan	SMU	DB	2011
STEWART, Jeremy	Stanford	RB	2012-13
LAMBERT, Keenan	Norfolk State	DB	2015
HAMILTON, Antonio	South Carolina State	DB	2016-17
LEAVITT, Dallin	Utah State	DB	2018-19

33

MAYBERRY, Doug	Utah State	RB	1963
CANNON, Billy	Louisiana State	TE	1964-69
CARTER, Louis	Maryland	RB	1975
JENNINGS, Rick	Maryland	WR	1976-77
KING, Kenny	Oklahoma	RB	1980-85
WILLIAMS, Demise	Oklahoma State	DB	1987
ANDERSON, Eddie	Fort Valley State	DB	1987-97
BROOKS, Bucky	North Carolina	DB	1998
DORSETT, Anthony	Pittsburgh	DB	2000-03
EASY, Omar	Penn State	RB	2005
RHODES, Dominic	Midwestern State	DB	2007
BRANCH, Tyvon	Connecticut	DB	2008-14
WASHINGTON, DeAndré	Texas Tech	RB	2016-19

34

OTTO, Gus	Missouri	LB	1965-72
HART, Harold*	Texas Southern	RB	1974-75
KUNZ, Terry	Colorado	RB	1976-77
RUSSELL, Booker	SW Texas State	RB	1978-79
PRUITT, Greg	Oklahoma	RB	1982-84
McCALLUM, Napoleon*	Navy	RB	1986
JACKSON, Bo	Auburn	RB	1987-90
FENNER, Derrick	North Carolina	RB	1995-97
WILLIAMS, Jermaine	Houston	RB	1998-99,2001
HASTY, James	Washington State	DB	2001
BUCHANAN, Ray	Louisville	DB	2004
JORDAN, LaMont	Maryland	RB	2005-07
DAVIS, Jason	Illinois	RB	2008
MITCHELL, Mike	Ohio	DB	2009-12
ATKINSON III, George	Notre Dame	RB	2014
HOOD, Elijah	North Carolina	RB	2017
SMITH, Rod	Ohio State	RB	2019

ALL-TIME NUMBERS

35

KOWALCZYK, Walt	Michigan State	RB	1961
MORROW, Tom	Southern Miss.	DB	1962-64
DIXON, Hewritt	Florida A&M	RB	1966-70
PHILLIPS, Jess	Michigan State	RB	1975
ROBSKIE, Terry	Louisiana State	RB	1977-79
O'STEEN, Dwayne	San Jose State	DB	1980-81
SMITH, Steve	Penn State	RB	1987-93
ASKA, Joe	Central Oklahoma	RB	1995-97
TERRELL, David	UTEP	DB	2004
BOWIE, John	Cincinnati	DB	2007-09
CHEKWA, Chimdi	Ohio State	DB	2011-14
McDONALD, Dewey	California (Pa.)	DB	2015
RILEY, Curtis	Fresno State	DB	2019

36

DANIELS, Clem	Prairie View	RB	1961-67
EDWARDS, Lloyd	San Diego State	TE	1969
HUDSON, Bob	NE Oklahoma	RB	1973-74
MOORE, Manfred	USC	RB	1976
DAVIS, Mike	Colorado	DB	1978-85
HILL, Greg	Oklahoma State	DB	1987
McDANIEL, Terry	Tennessee	DB	1988-97
GIBSON, Derrick*	Florida State	DB	2002-06
GRIFFITH, Justin	Mississippi State	RB	2007-08
PARKER, Ron	Newberry	DB	2011
SPENCER, Shawntae	Pittsburgh	DB	2012
DOWLING, Ras-l	Virginia	DB	2014

37

MILLER, Alan	Boston College	RB	1961-63,65
RIDLEHUBER, Preston	Georgia	RB	1968
MacKINNON, Jacques	Colgate	TE	1970
REINFELDT, Mike	Wisconsin-Milwaukee	DB	1976
HAYES, Lester	Texas A&M	DB	1977-86
LLOYD, Doug	North Dakota State	RB	1991
TRAPP, James	Clemson	DB	1993-98
HARRIS, Johnnie*	Mississippi State	DB	2000-01
SCOTT, Carey*	Kentucky State	DB	2003
BRANCH, Calvin	Colorado State	DB	2005
JOHNSON, Chris	Louisville	DB	2007-11
CASEY, Chance	Baylor	CB	2013-14
McDONALD, Tevin	Eastern Wash.	DB	2015
BENWIKERE, Bene	San Jose State	DB	2018

38

SMITH, James	Compton J.C.	RB	1960
BANKS, Estes	Colorado	RB	1967
KOY, Ted	Texas	TE	1970
BESS, Rufus	South Carolina St.	DB	1979
WILLIS, Chester	Auburn	RB	1981-84
HILL, Rod	Kentucky State	DB	1987
PRICE, Dennis	UCLA	DB	1988
BELL, Nick	Iowa	RB	1991-93
WALKER, Marquis	Southern Missouri	DB	1998-99
LOVE, Clarence	Toledo	DB	2002-03
POOLE, Tyrone	Fort Valley State	CB	2006
ECHEMANDU, Adimchinobe*	California	RB	2007
NELMS, Cory	Miami (Fla.)	DB	2012
CARRIE, TJ	Ohio	DB	2014-17
GAFFORD, Rico	Wyoming	DB	2018

39

URENDA, Herman	Pacific	WR	1963
ATKINS, Pervis	New Mexico State	WR	1965-66
HUBBARD, Marv*	Colgate	RB	1969
HALL, Willie	USC	LB	1975-78
STRACHAN, Steve	Boston College	RB	1985-89
SMITH, Kevin*	UCLA	TE	1992-93
PICKENS, Bruce	Nebraska	DB	1995
JENNINGS, Brandon	Texas A&M	DB	2000-02
McGILL II, Keith	Utah	DB	2014-17

40

ROBERSON, Bo	Cornell	WR	1962-65
BANASZAK, Pete	Miami (Fla.)	RB	1966-78
BERNS, Rick	Nebraska	RB	1982-83
LEE, Zeph	USC	RB-DB	1987-89
WILSON, Marcus	Virginia	RB	1991
BRABHAM, Cary	SMU	DB	1994
RITCHIE, Jon	Stanford	RB	1998-02
COOPER, Jarrod	Kansas State	DB	2004-07
RANKIN, Louis	Washington	RB	2009

41

RODERICK, John	SMU	WR	1968
WYATT, Alvin	Bethune-Cookman	DB	1970
VILLAPIANO, Phil	Bowling Green	LB	1971-79
WALKER, Fulton	West Virginia	DB	1985-86
FOSTER, Ron	Cal State-Northridge	DB	1987
GREENWOOD, David	Wisconsin	DB	1988
EDMONDS, Bobby Joe	Arkansas	WR	1989
McCALLUM, Napoleon*	Navy	RB	1990-94
RIDDICK, Louis	Pittsburgh	DB	1998
JOHNSON, Eric	Nebraska	LB-DB	2000-03
TONGA, Manase	BYU	RB	2011
DOWLING, Jonathan	Western Kentucky	DB	2014
TRAWICK, Brynden	Troy	DB	2016
HARRIS, Erik*	California (Pa.)	DB	2017
SMITH, Keith	San Jose State	RB	2018

42

CRAIG, Dobie	Howard Payne	WR	1962-63
LASKEY, Bill	Michigan	LB	1966-70
MAXWELL, Tom	Texas A&M	DB	1971-73
JACKSON, Steve	Louisiana State	DB	1977
JACKSON, Monte	San Diego State	DB	1978-82
MUELLER, Vance	Occidental	RB	1986-90
LOTT, Ronnie	USC	DB	1991-92
BALL, Eric	UCLA	RB	1995
TURNER, Erik*	UCLA	DB	1997-98
RAY, Marcus	Michigan	DB	1999
KIRBY, Terry	Virginia	RB	2000-02
NASH, Keyon	Albany State	DB	2004
LEE, ReShard	Middle Tennessee St.	RB	2006
JOHNSON, Shelton	Wisconsin	S	2013
ASANTE, Larry	Nebraska	DB	2014-15
JOSEPH, Karl	West Virginia	DB	2016-19

43

COOLBAUGH, Bob	Richmond	WR	1961
ATKINSON, George	Morris Brown	DB	1968-77
MATTHEWS, Ira	Wisconsin	RB-WR	1979-81
McCALL, Joe	Pittsburgh	RB	1984
SEALE, Sam*	Western State (Colo.)	WR-DB	1985-87
PATTERSON, Elvis	Kansas	DB	1990-93
LYNCH, Lorenzo	Sacramento State	DB	1996-97
COMBS, Derek	Ohio State	DB	2002
SHELDON, Brady	Ferris State	LB	2017

44

DOUGHERTY, Bob	Kentucky	LB	1960-63
GILLET, Fred	Los Angeles State	TE	1964
HUBBARD, Marv*	Colgate	RB	1970-75
OWENS, Burgess	Miami (Fla.)	DB	1980-82
ADAMS, Stefan	East Carolina	DB	1986-89
WAYMER, Dave	Notre Dame	DB	1992
RATHMAN, Tom	Nebraska	RB	1994
JONES, Calvin*	Nebraska	RB	1995
MILLS, John Henry*	Wake Forest	LB-TE	1998
HARRIS, Johnnie*	Mississippi State	DB	1999
HETHERINGTON, Chris	Yale	FB	2003-04
LAWTON, Luke	McNeese State	RB	2008-09
NDUKWE, Chinedum	Notre Dame	DB	2011
SCHMITT, Owen	West Virginia	RB	2012

ALL-TIME NUMBERS

45

McMILLIN, Jim	Colorado State	DB	1963-64
GRAYSON, David	Oregon	DB	1965-70
SLOUGH, Greg*	USC	LB	1972
COLZIE, Neal	Ohio State	DB	1975
WILLIAMS, Henry	San Diego State	DB	1979
SPIVEY, Mike	Colorado	DB	1980
DAVIS, James	Southern	DB	1982-87
HARDEN, Mike	Michigan	DB	1989-90
FULCHER, David	Arizona State	LB	1993
BUNCH, Jarrod	Michigan	RB	1994
HALL, Tim	Robert Morris	RB	1996-97
REECE, Marcel	Washington	RB	2009-15
RODGERS-CROMARTIE, Dom.	Tennessee State	DB	2018
INGOLD, Alec	Wisconsin	RB	2019

46

JOYNER, L.C	Diablo Valley J.C.	DB	1960
REYNOLDS, Billy	Pittsburgh	RB	1960
COSTA, Dave	Utah	DT	1963-65
ENVART, Bill	Oregon State	LB	1971
BANKSTON, Warren	Tulane	TE	1973-78
CHRISTENSEN, Todd	BYU	RB-TE	1979-88
DORN, Torin	North Carolina	DB	1990-93
KIDD, Carl	Arkansas	DB	1995-96

47

BRAVO, Alex	Cal Poly, SLO	DB	1960-61
McCLOUGHAN, Kent	Nebraska	DB	1965-70
QUEEN, Jeff	Morgan State	RB-TE	1972-73
PHILLIPS, Charles	USC	DB	1975-79
BESILLIEU, Don	Georgia Tech	DB	1983,85
BROWNE, Jim	Boston College	RB	1987
FRANK, Donald	Winston-Salem	DB	1994
WHEATLEY, Tyrone	Michigan	RB	1999-04
GAFFORD, Thomas	Houston	LS	2015
COWSER, James	Southern Utah	LB-DE	2016-17
SIEG, Trent	Colorado State	LS	2018-19

48

RIEVES, Charles*	Houston	LB	1963
BUDNESS, Bill	Boston University	LB	1964-70
WILSON, Nemiah*	Grambling	DB	1971-74
HILL, Kenny	Yale	DB	1981-83
WASHINGTON, Lionel*	Tulane	DB	1987-94
MUSTAFAA, Najee	Georgia Tech	DB	1995
DAVISON, Jerone	Arizona State	RB	1996-97
CHRISTENSON, Brandon	NW Oklahoma St.	TE	2002
DePAOLA, Andrew	Rutgers	LS	2018

49

SIMPSON, Jack*	Mississippi	LB	1962-63
HERMANN, Dick	Florida State	LB	1965
WILLIAMS, Willie	Grambling	DB	1966
WEATHERS, Carl	San Diego State	LB	1970-71
SIANI, Mike	Villanova	WR	1972-77
TAYLOR, Billy	Texas Tech	RB	1982
JACKSON, Victor	Bowie State	DB	1987
WILLIAMS, Ricky*	Langston	RB	1985
BENDER, Wes	USC	RB	1994
POPE, Marquez*	Fresno State	DB	2000
BRIGHAM, Jeremy*	Washington	TE	2002
FOSCHAL, John Paul	Georgia Tech	FB	2005-06
OLAWELE, Jamize	North Texas	RB	2012-17

50

OTTO, Jim*	Miami (Fla.)	C	1960
SIMPSON, Jack*	Mississippi	LB	1964
BENSON, Duane	Hamline	LB	1967-71
DALBY, Dave	UCLA	C-G	1972-85
BYRD, Darryl*	Illinois	LB	1987
VANN, Norwood	East Carolina	LB	1988
WILSON, Otis	Louisville	LB	1989
ELLISON, Riki	USC	LB	1990-92
MORTON, Mike	North Carolina	LB	1995-98
BARTON, Eric	Maryland	LB	1999-03
TUITELE, Maugaula	Colorado State	LB	2004
EKEJIUBA, Isaiah	Virginia	LB	2005-09
GOETHEL, Travis	Arizona State	LB	2010-12
MAIAVA, Kaluka	USC	LB	2013-14
HADLEY, Spencer	BYU	LB	2014
LOFTON, Curtis	Oklahoma	LB	2015
HEENEY, Ben*	Kansas	LB	2016
MORROW, Nicholas	Greenville	LB	2017-19

51

CARROLL, Joe	Pittsburgh	LB	1972-73
BARNES, Rodrigo	Rice	LB	1976
NELSON, Bob	Nebraska	LB	1980-84
LEWIS, Bill	Nebraska	C-G	1986-88
BROWNER, Keith	USC	LB	1987
WALLACE, Aaron*	Texas A&M	LB-DE	1990-95
JOHNSTONE, Lance	Temple	DE	1996-00,06
JOHNSON, Tim	Youngstown State	LB	2002-05
MORRIS, Chris*	Michigan State	C-G	2007-09
CURRY, Aaron	Wake Forest	LB	2011-12
CHANEY, Jamar	Mississippi State	LB	2014
HEENEY, Ben*	Kansas	LB	2015
IRVIN, Bruce	West Virginia	LB	2016-18
ALLEN, Dakota	Texas Tech	LB	2019
COMPTON, Will	Nebraska	LB	2019

52

BARNES, Larry	Colorado State	LB	1960
WILLIAMSON, J.R	Louisiana Tech	LB	1964-67
HOPKINS, Jerry	Texas A&M	LB	1968
WEAVER, Gary	Fresno State	LB	1973-74
RICE, Floyd	Alcorn A&M	LB	1976-77
WESTBROOKS, Greg	Colorado	LB	1978-81
CELOTTO, Mario	USC	LB	1980-81
ROMANO, Jim	Penn State	C	1982-84
MERRILL, Mark	Minnesota	LB	1984
KING, Linden	Colorado State	LB	1986-89
JONES, Mike	Missouri	LB	1991-96
HARVEY, Richard	Tulane	LB	1998-99
MORRISON, Kirk	San Diego State	LB	2005-09
GROVES, Quentin	Auburn	LB	2010-11
WHEELER, Philip	Georgia Tech	LB	2012
WILSON, Martez	Illinois	LB	2013
MACK, Khalil	Buffalo	LB-DE	2014-17
LEE, Marquel*	Wake Forest	LB	2019

53

BANSAVAGE, Al	USC	LB	1961
BIRDWELL, Dan	Houston	DT	1962-69
MARTIN, Rod	USC	LB	1977-88
NOBLE, Mike	Stanford	LB	1987
FREDRICKSON, Rob	Michigan State	LB	1994-97
SMITH, Travian*	Oklahoma	LB	1998-01
ROMANOWSKI, Bill	Boston College	LB	2002-03
HOWARD,Thomas	UTEP	LB	2006-10
GAITHER, Omar	Tennessee	LB	2012
IHENACHO, Carl	San Jose State	LB	2012
ROACH, Nick	Northwestern	LB	2013-14
SMITH, Malcolm	USC	LB	2015-16
BOWMAN, NaVorro	Penn State	LB	2017
CABINDA, Jason	Penn State	LB	2018
POLING, Quentin	Ohio	LB	2019

54

MENDENHALL, Terry	San Diego State	LB	1971-72
DENNERY, Mike	Southern Miss.	LB	1974-75
BONNESS, Rik	Nebraska	LB	1976
WATTS, Robert	Boston College	LB	1978
BRACELIN, Greg	California	LB	1981
PETERSON, Calvin	UCLA	LB	1982
BYRD, Darryl*	Illinois	LB	1983-84
MCKENZIE, Reggie	Tennessee	LB	1985-88
DUFAULT, Paul	New Hampshire	C-G	1987
BENSON, Tom	Oklahoma	LB	1989-92
BIEKERT, Greg	Colorado	LB	1993-01
WILLIAMS, Sam	Fresno State	LB	2003-10
SO'OTO, Vic	BYU	LB	2012
McfADDEN, Marshall	South Carolina St.	LB	2013
FILIMOEAU, Bojay	Utah State	LB	2014
TOOMER, Korey	Idaho	LB	2015
RILEY Jr., Perry	LSU	LB	2016
LAMUR, Emmanuel	Kansas State	LB	2018
BROWN, Preston	Louisville	LB	2019

ALL-TIME NUMBERS

55

MORRIS, Riley*	Florida A&M	DE	1960-61
CONNERS, Dan*	Miami (Fla.)	LB	1966-74
MILLEN, Matt	Penn State	LB	1980-88
GORDON, Alex	Cincinnati	LB	1990
FOLSTON, James	Northeast Louisiana	LB	1994-98
BROOKS, Bobby	Fresno State	LB	1999-01
PIERSON, Shurrton	South Florida	LB	2003
CLARK, Danny	Illinois	LB	2004-05
THOMAS, Robert*	UCLA	LB	2006-07
ALSTON, Jon*	Stanford	LB	2008-09
McCLAIN, Rolando	Alabama	LB	2010-12
MOORE, Sio	Connecticut	LB	2013-14
LEE, Marquel*	Wake Forest	LB	2017-18
BURFICIT, Vontaze	Arizona State	LB	2019

56

MATSO, Arch	Michigan State	LB	1963-65
OLIVER, Ralph	USC	LB	1968-69
KOEGEL, Warren	Penn State	C	1971
BARNES, Jeff	California	LB	1977-87
MCCOLL, Milt	Stanford	LB	1988
COSTELLO, Joe	Central Connecticut St.	DE	1989
BRUCE, Aundray*	Auburn	DE	1992-94
SWILLING, Pat	Georgia Tech	DE	1995-96,98
SWORD, Sam	Michigan	LB	1999
SMITH, Travian*	Oklahoma	LB	2002-04
BURGESS, Derrick	Mississippi	DE	2005-08
NIXON, David	BYU	LB	2009
BLACKSTOCK, Darryl	Virginia	LB	2011
BURRIS, Miles	San Diego State	LB	2012-14
ALEXANDER, Lorenzo	California	LB	2015
BATES, Daren	Auburn	LB	2016
WOODSON-LUSTER, Xavier	Arkansas State	LB	2017
JOHNSON, Derrick	Texas	LB	2018
MOORE, Damontre'	Texas A&M	DE	2018
PHILLIPS, Justin	Oklahoma State	LB	2019

57

BLANKENSHIP, Greg	Cal State-Hayward	LB	1976
McCLANAHAN, Randy	SW Louisiana	LB	1977,80-82
HUDDLESTON, John	Utah	LB	1978-79
HAWKINS, Mike	Texas A&I	LB	1982
CALDWELL, Tony	Washington	LB	1983-85
ROBINSON, Jerry	UCLA	LB	1985-91
KELLY, Joe	Washington	LB	1993
HOLMBERG, Rob	Penn State	LB	1994-97
WOODEN, Terry	Syracuse	LB	1998
COLEMAN, Rod*	East Carolina	DT	2000-03
RIDDLE, Ryan	California	LB	2005
BROWN, Ricky	Boston College	LB	2006-11
CLAYTON, Keenan	Oklahoma	LB	2012
ARMSTRONG, Ray-Ray	Miami (Fla.)	LB	2014-15
JAMES, Cory	Colorado State	LB	2016-17
WRIGHT, Gabe	Auburn	DT	2018

58

SLOUGH, Greg*	USC	LB	1971
JOHNSON, Monte	Nebraska	LB	1973-79
SQUIREK, Jack	Illinois	LB	1982-85
ELLIS, Jim	Boise State	LB	1987
SHIPP, Jackie	Oklahoma	LB	1989
JIMERSON, A.J	Norfolk State	LB-DE	1990-91
FRANKLIN, Keith	South Carolina	LB	1995
DIXON, Ernest	South Carolina	LB	1998
ALEXANDER, Elijah	Kansas State	LB	2000-01
HARRIS, Napoleon	Northwestern	LB	2002-04
CLEMONS, Chris	Georgia	LB-DE	2007
EDWARDS, Kalimba	South Carolina	DE	2008
NORRIS, Slade	Oregon State	LB	2009
DAVIS II, Bruce	UCLA	LB	2010-11
TOLLEFSON, David	NW Missouri State	DE	2012
ROBINSON, Ryan	Oklahoma State	DE	2013
WOODLEY, LaMarr	Michigan	DE	2014
BALL, Neiron	Florida	LB	2015
ADAMS, Tyrell	West Georgia	LB	2016-17
WILBER, Kyle	Wake Forest	LB	2018-19

59

ADAMS, Stanley	Memphis State	LB	1984
KIMMEL, Jamie	Syracuse	LB	1986-87
BELL, Anthony	Michigan State	LB	1992
DYSON, Matt	Michigan	DT-LB	1995
WALLACE, Aaron*	Texas A&M	LB-DE	1997-98
WILLIAMS, K.D	Henderson State	LB	1999
THOMAS, William	Texas A&M	LB	2000-01
ATKINS, Larry	UCLA	LB	2003
GRANT, DeLawrence*	Oregon State	DE-LB	2004-05
CONDO, Jon	Maryland	LS	2007-17
WHITEHEAD, Tahir	Temple	LB	2018-19

60

LOUDERBACK, Tom	San Jose State	LB	1960-61
CONNERS, Dan*	Miami (Fla.)	LB	1964-65
SISTRUNK, Otis	None	DE-DT	1972-78
LILES, Alva	Boise State	DT	1980
MARSH, Curt	Washington	G	1981-86
ACKERMAN, Rick*	Memphis State	DT	1987
GRAVES, Rory	Ohio State	T	1988-91
LOPER, Daniel	Texas Tech	G	2010

61

ROEDEL, Herb	Marquette	G	1961
OGAS, Dave	San Diego State	LB	1968
McMATH, Herb	Morningside	DT	1976
STALLS, Dave	Northern Colorado	DT	1983,85
TAUTOLO, John	UCLA	T	1987
FREEMAN, Mike	Arizona	G	1988
HART, Roy	South Carolina	DT	1991
MORRIS, Chris*	Michigan State	C-G	2006
WARREN, Gerard	Florida	DT	2007-09
WISNIEWSKI, Stefan	Penn State	G-C	2011-14
HUDSON, Rodney	Florida State	C	2015-19

62

KRUSE, Bob	Wayne State	G	1967-68
KINLAW, Reggie	Oklahoma	DT	1979-84
REGENT, Shawn	Boston College	C	1987
TREU, Adam	Nebraska	C-G-T	1997-06
NEWBERRY, Jeremy	California	C	2007
STONE, James	Tennessee	C	2017
MAGNUSON, Erik	Michigan	C	2019

63

SMITH, Willie	Michigan	G-T	1961
SPENCER, Ollie	Kansas	G	1963
UPSHAW, Gene	Texas A&I	G	1967-81
GESEK, John	Sacramento State	G	1987-89
PYLES, David	Miami (Ohio)	T	1987
WHEELER, Dwight*	Tennessee State	C-T	1987
ROBBINS, Barret	Texas Christian	C	1995-03
MADY, Lamar	Youngstown State	G	2013

64

SABAL, Ron	Purdue	T	1960-61
BUEHLER, George	Stanford	G	1969-78
JORDAN, Shelby*	Washington (Mo.)	T	1983
DICKERSON, Andy	California Lutheran	G	1987
MIRALDI, Dean	Utah	G	1987
BROWN, Ron*	USC	DE	1988
PEAT, Todd	Northern Illinois	G	1990,92-93
JENKINS, Robert	UCLA	T	1994-96
DiNAPOLI, Gennaro	Virginia Tech	G	1999
GROVE, Jake	Virginia Tech	C-G	2004-08
SATELE, Samson	Hawaii	C	2009-11
GURODE, Andre	Colorado	C-G	2013
INCOGNITO, Richie	Nebraska	G	2019

65

HAWKINS, Wayne	Pacific	G	1960-70
SEILER, Paul	Notre Dame	T	1971-73
MARVIN, Mickey	Tennessee	G	1977-87
MONTOYA, Max	UCLA	G	1990-94
SIMS, Barry	Utah	G-T	1999-07
BRISIEL, Mike	Colorado State	G	2012-13
GREEN, Chaz	Florida	G	2018
DEVY, Jordan	Memphis	OL	2019

ALL-TIME NUMBERS

66

ARMSTRONG, Ramon	TCU	T	1960
BISHOP, Sonny	Fresno State	G	1963
SYLVESTER, Steve	Notre Dame	C-G-T	1975-83
BRYANT, Warren	Kentucky	T	1984
WRIGHT, Steve	Northern Iowa	T	1987-93
GOGAN, Kevin	Washington	G	1994-96
WHITLEY, Curtis	Clemson	C-G	1997
WALKER, Langston*	California	T-G	2002-06
CARLSLE, Cooper	Florida	G	2007-12
JACKSON, Gabe	Mississippi State	G	2014-19

67

MANOUKIAN, Don	Stanford	G	1960
CAMPBELL, Stan	Iowa State	G	1962
MISCHAK, Bob*	Army	TE-G	1964-65
RICE, Harold	Tennessee State	DE	1971
TOOMAY, Pat	Vanderbilt	DE	1977-79
WHEELER, Dwight *	Tennessee State	C-T	1984,88
BLACK, Barry	Boise State	G	1987
TURK, Dan	Wisconsin	C	1989-96
MARYLAND, Russell*	Miami (Fla.)	DT	1997-99
STONE, Ron	Boston College	G	2004-05
BOOTHE, Kevin	Cornell	G	2006,14
PARSONS, Alex	USC	G-C	2012
SILBERMAN, Ian	Boston College	OL	2018
COTTON Sr., Lester	Alabama	G	2019

68

DITTRICH, John	Wisconsin	G	1960
MARINOVICH, Marv	USC	G	1965
PYLE, Palmer	Michigan State	G	1966
BELL, Joe	Norfolk State	DE	1979
MEDLIN, Dan*	North Carolina State	G	1979
ROBINSON, Johnny	Louisiana Tech	DT-DE	1981-83
WILKERSON, Bruce	Tennessee	G-T	1987-94,98
CUNNINGHAM, Rick	Texas A & M	T	1996-98
GRAHAM, Aaron	Nebraska	C	2001
VELDHEER, Jared	Hillsdale	T-C	2010-13
FELICIANO, Jon*	Miami (Fla.)	G-C	2015
SHARPE, David*	Florida	T	2018
JAMES, Andre	UCLA	OL	2019

69

FICCA, Dan	USC	G	1962
ZOGG, John	Boise State	G	1987
MARTEN, James	Boston College	T	2008
BARNES, Khalif	Washington	T	2009-15
WARE, Jylan	Alabama State	T	2017
GOOD, Denzelle	Mars Hill	G	2018-19

70

JAGIELSKI, Harry	Indiana	DT	1961
NICKLAS, Pete	Baylor	T	1962
KLEIN, Dick	Iowa	T	1963-64
HARVEY, James	Mississippi	G	1966-71
LAWRENCE, Henry	Florida A&M	T	1974-86
DAVIS, Scott	Illinois	DE	1988-91,94
FREEMAN, Russell	Georgia Tech	T	1995
MYLES, Toby	Jackson State	G-T	2001
BADGER, Brad	Stanford	G-T	2002-06
WALKER, Langston*	California	T-G	2009-10
BERGSTROM, Tony	Utah	G-T	2012,15
OSEMELE, Kelechi	Iowa State	G-T	2016-18

71

ROBERTS, Cliff	Illinois	DT	1961
NOVSEK, Joe	Tulsa	DE	1962
TYSON, Richard	Tulsa	G	1966
DOTSON, Al	Grambling	DT	1968-70
KORVER, Kelvin	Northwestern (Iowa)	DT	1973-75
MASON, Lindsey	Kansas	T	1978-81
PICKEL, Bill	Rutgers	DT-DE	1983-90
PATTEN, Joel	Duke	T	1991
PERRY, Gerald	Southern	T	1993-95
HOLMES, Lester	Jackson State	G	1997
PARKS, Nate	Stanford	G-T	1999
HULSEY, Corey	Clemson	G-T	2003-06
WADE, John	Marshall	C	2008
WATSON, Menelik	Florida State	T	2013-14,16
SHARPE, David*	Florida	T	2017
MURRAY, Justin	Cincinnati	T	2018

72

TRUAX, Dalton	Tulane	DT	1960
SMITH, Hal	UCLA	DT	1961
NORRIS, Jim	Houston	DT	1962-64
MATUSZAK, John	Tampa	DE-DT	1976-81
MOSEBAR, Don	USC	C-G-T	1983-94
KENNEDY, Lincoln	Washington	T	1996-03
WAND, Seth	NW Missouri State	T	2008
PEARS, Erik	Colorado State	G-T	2009
BARKSDALE, Joe	LSU	T	2011
CORNELL, Jack	Illinois	G-T	2013
PENN, Donald	Utah State	T	2014-18
SHARPE, David*	Florida	T	2019

73

LOCKLIN, Billy Ray	New Mexico State	LB/DE	1960
BREWING, Jim	North Carolina College	T	1961
McMURTRY, Chuck	Whittier	DT	1962-63
DIEHL, John	Virginia	DT	1965
KENT, Greg	Utah	T	1966
SLIGH, Richard	North Carolina College	T	1967
GIPSON, Tom	North Texas State	DT	1971
BROWNING, Dave	Washington	DE-DT	1978-82
HANNAH, Charley	Alabama	G	1983-88
FITZPATRICK, James	USC	G-T	1990-91
McRAE, Charles	Tennessee	T	1996
ASHMORE, Darryl*	Northwestern	G-T	1998-2000
MIDDLETON, Frank	Arizona	G	2001-04
McCANTS, Matt	UAB	T	2013-16
NEWHOUSE, Marshall	TCU	T	2017
HURST, Maurice	Michigan	DT	2018-19

74

OGLESBY, Paul	UCLA	T	1960
BROWN, Doug	Fresno State	DT	1964
ZECHER, Rich	Utah State	T	1965
KEATING, Tom	Michigan	DT	1966-72
ROWE, Dave	Penn State	DT	1975-78
PEAR, Dave	Washington	DT	1979-80
REESE, Archie	Clemson	DT	1982-83
JORDAN, Shelby*	Washington (Mo.)	T	1984-86
RODRIGUEZ, Mike	Alabama	DT	1987
LACHEY, Jim	Ohio State	T	1988
KOCH, Pete	Maryland	DE	1989
HARRISON, Nolan	Indiana	DT-DE	1991-96
GRAHAM, Derrick	Appalachian State	G	1998
STINCHCOMB, Matt	Georgia	T	2000-03
GREEN, Cornell	Central Florida	T	2007-09
CAMPBELL, Bruce	Maryland	G	2011
ALEXANDER, Vadal	LSU	G	2016-17
CLEMMINGS, T.J.	Pittsburgh	T	2018
MILLER, Kolton*	UCLA	T	2019

75

CHURCHWELL, Hansen	Mississippi	DT	1960
STRIEGEL, Bill	Pacific	LB	1960
STONE, Jack	Oregon	T	1961-62
RICE, Ken	Auburn	T	1964-65
DANIELS, David	Florida A&M	DT	1966
VELLA, John	USC	G-T	1972-79
LONG, Howie	Villanova	DE-DT	1981-93
HARLOW, Pat*	USC	T	1996
COOPER, Chris	Nebraska-Omaha	DT	2001-03
LEKKERKERKER, Brad	UC Davis	T	2005
HENDERSON, Mario	Florida State	T	2007-10
HEYER, Stephon	Maryland	T	2011
SANFORD, Brian	Temple	DE-DT	2013
HARRIS, Shelby	Illinois State	DE	2014-15
LATHAM, Darius	Indiana	DT	2016-17
PARKER, Brandon	North Carolina A&T	T	2018-19

ALL-TIME NUMBERS

76

FINNERAN, Garry	USC	DT	1961
BROWN, Charles	Houston	T	1962
SVIHUS, Bob	USC	T	1965-70
BROWN, Bob	Nebraska	T	1971-73
MCCOY, Mike	Notre Dame	DT	1977-78
MURANSKY, Ed	Michigan	G-T	1982-84
BOYD, Greg	San Diego State	DT	1984
BELCHER, Kevin	Wisconsin	T	1985
HOLLOWAY, Brian	Stanford	G-T	1987-88
WISNIEWSKI, Steve	Penn State	G	1989-01
GALLERY, Robert	Iowa	T-G	2004-10
NIX, Lucas	Pittsburgh	G	2012-13
WEBB, J'Marcus	West Texas A&M	G-T	2015
FELICIANO, Jon*	Miami (Fla.)	G-C	2016-18

77

BARBEE, Joe	Kent State	T	1960
SHIRKEY, George	Stephen F. Austin	DT	1962
JACOBS, Proverb	California	T	1963-64
LASSITER, Issac	St. Augustine	DE	1965-69
MIX, Ron	USC	T	1971
SMITH, Bubba	Michigan State	DE	1973-74
PHILYAW, Charles	Texas Southern	DE	1976-79
CAMPBELL, Joe	Maryland	DE	1980-81
ALZADO, Lyle	Yankton	DE	1982-85
RIEHM, Chris	Ohio State	G	1986-88
CHAPMAN, Ted	Maryland	DE	1987
McELROY, Reggie	West Texas State	G-T	1991-92
STEPHENS, Rich	Tulsa	G-T	1993&1995
HARLOW, Pat*	USC	T	1997-98
ASHMORE, Darryl*	Northwestern	G-T	2001
WONG, Joe	BYU	G-T	2003
HAWTHORNE, Anttaj	Wisconsin	DT	2005-06
HARRIS, Kwame	Stanford	T	2008
SHAUGHNESSY, Matt	Wisconsin	DE	2009-12
LUMPKIN, Ricky*	Kentucky	DL	2013
HOWARD, Austin	Northern Iowa	G-T	2014-16
MILLER, Kolton*	UCLA	T	2018
BROWN, Trent	Florida	T	2019

78

WARZEKA, Ron	Montana State	DE	1960
VOIGHT, Bob	Los Angeles State	DE	1961
YOUSO, Frank	Minnesota	T	1963-65
MIRICH, Rex*	Northern Arizona	DT	1966
ARCHER, Dan	Oregon	T	1967
SHELL, Art	Maryland State	T	1968-82
CLAY, John	Missouri	T	1987
ROTHER, Tim	Nebraska	T-DT	1989-90
SKREPENAK, Greg	Michigan	T	1992-95
SLAUGHTER, Chad	Alcorn State	T	2003-06
WAKEFIELD, Fred	Illinois	OL-DL	2008
ELLIS, Justin	Louisiana Tech	DT	2014-18

79

DESKINS, Don	Michigan	DT	1960
PETERS, Volney	USC	DT	1961
TRASK, Orville	Rice	DT	1962
SCHUH, Harry	Memphis State	T	1965-70
MEDLIN, Dan*	North Carolina St.	G	1974-76
DAVIS, Bruce	UCLA	T	1979-87
BELWAY, Brian	Calgary	DE	1987
GOLIC, Bob	Notre Dame	DT	1989-92
LANIER, Ken	Florida State	T	1993
KYSAR, Jeff	Arizona State	T	1995
COLLINS, Mo	Florida	G-T	1998-03
McQUISTAN, Paul	Weber State	G	2006-09
HENDERSON, John	Tennessee	DT	2010-11
SMITH, Willie	East Carolina	T	2012
PASHOS, Tony	Illinois	T	2013
KIRKLAND, Denver	Arkansas	G	2016-18

80

FIELDS, George	Bakersfield J.C	DT	1960-61
ALLEN, Dalva	Houston	DE	1962-64
RUBKE, Karl	USC	DE	1968
THOMS, Art	Syracuse	DT	1969-75
STEWART, Joe	Missouri	WR	1978-79
BARNWELL, Malcolm	Virginia Union	WR	1981-84
LOFTON, James	Stanford	WR	1987-88
HOBBS, Daryl	Pacific	WR	1993-96
HOWARD, Desmond	Michigan	WR	1997-98
RISON, Andre	Michigan State	WR	2000
RICE, Jerry	Mississippi Valley St.	WR	2001-04
GABRIEL, Doug*	UCF	WR	2006
MILLER, Zach	Arizona State	TE	2007-10
HAGAN, Derek*	Arizona State	WR	2011
STREATER, Rod	Temple	WR	2012-15
BLACKNALL, Saeed	Penn State	WR	2018

81

GOLDSTEIN, Alan	North Carolina	WR	1960
OSBORNE, Clancy	Arizona State	LB	1963-64
WELLS, Warren	Texas Southern	WR	1967-70
BRADSHAW, Morris	Ohio State	WR	1974-81
PARKER, Andy	Utah	TE	1984-87,90
LATHAN, Greg	Cincinnati	WR	1987
BROWN, Tim	Notre Dame	WR	1988-03
SCHILENS, Chaz	San Diego State	WR	2008-11
RIVERA, Mychal	Tennessee	TE	2013-16
BROWN, Pharaoh	Oregon	TE	2017

82

HARDY, Charles	San Jose State	WR	1960-62
BARRETT, Jan	Fresno State	TE	1963-64
MITCHELL, Tom	Bucknell	TE	1966
EASON, John	Florida A&M	TE	1968
JONES, Horace	Louisville	DE	1971-75
BRUNSON, Larry	Colorado	WR	1978-79
HARRISON, Dwight	Texas A&I	DB	1980
MUHAMMAD, Calvin	Texas Southern	WR	1982-83
WHEELER, Ron	Washington	TE	1987
HOLLAND, Jamie	Ohio State	WR	1990-91
JONES, David	Delaware State	TE	1992
JETT, James	West Virginia	WR	1993-02
JOHNSON, Teyo	Stanford	TE	2003-04
STRONG, Darrell	Pittsburgh	TE	2008
GORDON, Richard	Miami (Fla.)	TE	2011-12
NELSON, Jordy	Kansas State	WR	2018
BROWN, Trent	Florida	T	2019

83

ASAD, Doug	Northwestern	TE	1960-61
DAVIDSON, Ben	Washington	DE	1964-71
HENDRICKS, Ted	Miami (Fla.)	LB	1975-83
MOFFETT, Tim	Mississippi	WR	1985-86
AIKENS, Carl	Northern Illinois	WR	1987
GAULT, Willie	Tennessee	WR	1988-93
SMITH, Kevin*	UCLA	TE	1994
DUDLEY, Rickey	Ohio State	TE	1996-00
KNIGHT, Marcus	Michigan	WR	2001-02
SANTIAGO, O.J	Kent State	TE	2003
ANDERSON, Courtney	San Jose State	TE	2004-06
MYERS, Brandon	Iowa	TE	2009-12
SIMONSON, Scott	Assumption	TE	2014
WALLER, Darren	Georgia Tech	TE	2018-19

ALL-TIME NUMBERS

84

HOISINGTON, Al	Pasadena J.C.	WR	1960
BOYDSTON, Max	Oklahoma	TE	1962
POWELL, Art	San Jose State	WR	1963-66
HEROCK, Ken*	West Virginia	TE	1967
CLINE, Tony	Miami (Fla.)	DE	1970-75
RAMSEY, Derrick	Kentucky	TE	1978-83
HESTER, Jessie	Florida State	WR	1985-87
PERRY, Mario	Mississippi	TE	1987
DYAL, Mike	Texas A&I	TE	1989-90
DUFF, John	New Mexico	TE-DE	1993-94
SHEDD, Kenny	Northern Iowa	WR	1996-99
PORTER, Jerry	West Virginia	WR	2000-07
WALKER, Javon	Florida State	WR	2008-09
HOUSHMANDZADEH, T.J.	Oregon State	WR	2011
CRINER, Juron	Arizona	WR	2012-13
PATTERSON, Cordarrelle	Tennessee	WR	2017

85

CAVALLI, Carmen	Richmond	DE	1960
OATS, Carleton	Florida A&M	DT	1965-72
PITTS, Frank	Southern	WR	1974
CHANDLER, Bob	USC	WR	1980-82
WILLIAMS, Dokie	UCLA	WR	1983-87
PARKER, Andy*	Utah	TE	1988
GRADDY, Sam	Tennessee	WR	1990-92
HINTON, Marcus	Alcorn State	TE	1996
MICKENS, Terry	Florida A&M	WR	1998-99
WILLIAMS, Marcus	Washington State	TE	2002
GABRIEL, Doug*	UCF	WR	2003-05
MADSEN, John	Utah	TE	2006-08
HEYWARD-BEY, Darrius*	Maryland	WR	2010-12
MASTRUD, Jeron	Kansas State	TE	2013
THOMPSON, Kenbrell	Cincinnati	WR	2014
O'Malley, Ryan	Pennsylvania	TE	2016
CARRIER, Derek	Beloit	TE	2018-19

86

BURCH, Gerald	Georgia Tech	TE	1961
WHITE, John	Texas Southern	TE	1962
HEROCK, Ken*	West Virginia	TE	1963-65
FAIRBAND, Bill	Colorado	LB	1967-68
IRONS, Gerald	Maryland State	LB	1970-75
HARDMAN, Cedrick	North Texas State	DE	1980-81
SMITH, Jim	Michigan	WR	1985
COOPER, Earl	Rice	TE	1986
FERNANDEZ, Mervyn	San Jose State	WR	1987-92
ISMAL, Raghib	Notre Dame	WR	1993-95
BROWN, Derek	Notre Dame	TE	1998
WALKER, Derrick	Michigan	TE	1999
WILLIAMS, Roland	Syracuse	TE	2001-02,04
STONE, John*	Wake Forest	WR	2003
WILLIAMS, Randal	New Hampshire	TE	2005-06
STEWART, Tony	Penn State	TE	2007-09
AUSBERRY, David	USC	TE	2011-14
SMITH, Lee	Marshall	TE	2015-18

87

POWELL, Charley	None	DE	1960-61
MISCHAK, Bob*	Army	TE-G	1963
MIRICH, Rex*	Northern Arizona	DT	1964-65
CHESTER, Raymond*	Morgan State	TE	1970-72
CASPER, Dave	Notre Dame	TE	1974-80,84
HASSELBECK, Don	Colorado	TE	1983
JUNKIN, Trey*	Louisiana Tech	LS	1985-89
LOCKETT, Wade	Cal State-Fullerton	WR	1987
BARTLEWSKI, Rich	Fresno State	TE	1990
GLOVER, Andrew	Grambling	TE	1991-96
MILLS, John Henry*	Wake Forest	LB-TE	1997
BRIGHAM, Jeremy*	Washington	TE	1998-01
WHITTED, Alvis	North Carolina St.	WR	2002-06
LELIE, Ashley	Hawaii	WR	2008
BOSS, Kevin	Western Oregon	TE	2011
LEONHARDT, Brian	Bemidji State	TE	2014
COOK, Jared	South Carolina	TE	2017-18
MOREAU, Foster	LSU	TE	2019

88

JELACIC, Jon	Minnesota	DE	1961-64
KOCOUREK, Dave	Wisconsin	TE	1967-68
MOORE, Bob	Stanford	TE	1971-75
KWALICK, Ted*	Penn State	TE	1977
CHESTER, Raymond*	Morgan State	TE	1978-81
SEALE, Sam*	Western St. (Colo.)	WR-DB	1984
BARKSDALE, Rod	Arizona	WR	1986
WOODS, Chris	Auburn	WR	1987-88
HORTON, Ethan*	North Carolina	RB-TE	1989-93
WILLIAMS, Jamie	Nebraska	TE	1994
CASH, Kerry	Texas	TE	1995
TRUITT, Olanda	Mississippi State	WR	1996-97
DUNN, David	Fresno State	WR-KR	2000-01
JOLLEY, Doug	BYU	TE	2002-04
ADKISSON, James	South Carolina	TE	2006
FLEMISTER, Zeron	Iowa	TE	2005
KASA, Nick	Colorado	TE	2013-14
WALFORD, Clive	Miami (Fla.)	TE	2015-17
ATEMAN, Marcell	Oklahoma State	WR	2018-19

89

PREBOLA, Gene	Boston University	TE	1960
MILLER, Bill	Miami (Fla.)	WR	1964,66-68
BUIE, Drew	Catawba	WR	1969-71
SWEENEY, Steve	California	WR	1973
KWALICK, Ted*	Penn State	TE	1975-76
MARTINI, Rich	UC Davis	WR	1979-80
PATTISON, Mark	Washington	WR	1986
ALEXANDER, Mike	Penn State	WR	1989
PARKER, Andy*	Utah	TE	1990
WRIGHT, Alexander	Auburn	WR	1992-94
JUNKIN, Trey*	Louisiana Tech	TE	1996
ROSENSTIEL, Bob	Eastern Illinois	TE	1997
WILLIAMS, Rodney	Arizona	WR	1998-99
FULCHER, Mondriel	Miami (Fla.)	TE	2000-02
CURRY, Ronald*	North Carolina	WR	2003-08
MILLER, Nick	Southern Utah	WR	2010-11
JONES, James	San Jose State	WR	2014
COOPER, Amari	Alabama	WR	2015-18

90

JONES, Willie	Florida State	DE	1979-81
McCOY, Larry	Lamar	LB	1984
WISE, Mike	UC Davis	DE	1986-90
GOODLOW, Darryl	Oklahoma	LB	1987
JACKSON, Grady	Knoxville	DT	1997-01
COLEMAN, Kenyon	UCLA	DE	2002
GILBERT, Sean	Pittsburgh	DT	2003
SANDS, Terdell*	Tenn.-Chattanooga	DT	2004-08
BRYANT, Desmond	Harvard	DT	2009-12
SIMS, Pat	Auburn	DT	2013-14
WILLIAMS, Dan	Tennessee	DT	2015-16
HESTER, Treyvon	Toledo	DT	2017
HANKINS, Johnathan	Ohio State	DT	2018-19

91

VAN PELT, Brad	Michigan State	LB	1984-85
JACKSON, Leonard	Oklahoma State	LB	1987
WASHINGTON, Ronnie	NE Louisiana	LB	1987
McGLOCKTON, Chester	Clemson	DT	1992-97
COLEMAN, Rod*	East Carolina	DT	1999
UPSHAW, Regan	California	DE	2000-02
BRAYTON, Tyler	Colorado	DE	2003-07
SCOTT, Trevor	Buffalo	DE-LB	2008-11
CRAWFORD, Jack	Penn State	DE	2012-13
TUCK, Justin	Notre Dame	DE	2014-15
CALHOUN, Shilique	Michigan State	LB	2016-18
MAYOWA, Benson*	Idaho	DE	2019

ALL-TIME NUMBERS

92

MORRIS, Riley*	Florida A&M	DE	1962
McMILLEN, Dan	Colorado	LB	1987
KING, Emanuel	Alabama	LB	1989
GLOVER, La'Roi	San Diego State	DT	1996
AMEY, Vince	Arizona State	DT	1998
IOANE, Junior	Arizona State	DT	2001-02
SANDS, Terdell*	Tenn.-Chattanooga	DT	2003
WASHINGTON, Ted	Louisville	DT	2004-05
SEYMOUR, Richard	Georgia	DE-DT	2009-12
McGEE, Stacy	Oklahoma	DT	2013-16
HALL, P.J.	Sam Houston State	DT	2018-19

93

TOWNSEND, Greg	TCU	DE-LB	1983-93,97
BALL, Jerry	SMU	DT	1994-96
HARRIS, James	Temple	DE	1998-99
ARMSTRONG, Trace	Florida	DE	2001-03
KELLY, Tommy	Mississippi State	DT	2004-12
HUNTER, Jason	Appalachian State	DE	2013
LUMPKIN, Ricky*	Kentucky	DL	2014
ORR, Leon	Florida	DT	2015
PRICE, Brian	Texas-San Antonio	DT	2018
SMITH, Jacques	Missouri	DE	2018
McCLAIN, Terrell	South Florida	DT	2019

94

FRANKS, Elvis	Morgan State	DE	1985-86
SMITH, Anthony	Arizona	DE	1991-97
BRYANT, Tony	Florida State	DE	1999-02
STUBBLEFIELD, Dana	Kansas	DT	2003
GBAJA-BIAMILA, Akbar*	San Diego State	DE-LB	2004
HUNTLEY, Kevin	Kansas State	DE	2006
ALSTON, Jon*	Stanford	LB	2007
THOMAS, Robert*	UCLA	LB	2008
JOSEPH, William*	Miami (Fla.)	DT	2009
ALFORD, Jay	Penn State	DT	2010
MOSS, Jarvis	Florida	DE	2010-11
BURNETT, Kevin	Tennessee	LB	2013
SMITH, Antonio	Oklahoma State	DT	2014
VANDERDOES, Eddie	UCLA	DT	2017
LUGET, Corey	Illinois	DT	2019

95

BUCZKOWSKI, Bob	Pittsburgh	DE	1987
CORMIER, Joe	USC	LB	1987
CHARLES, Mike	Syracuse	DT	1990
ROBBINS, Austin	North Carolina	DT	1994-95,00
GRANT, DeLawrence*	Oregon State	DE-LB	2001
ADAMS, Sam	Texas A&M	DT	2002
BROMELL, Lorenzo	Clemson	DE	2003
JASPER, Ed	Texas A&M	DT	2005
SHAW, Josh	Michigan State	DT	2007
COOPER, Marquis	Washington	LB	2008
BRODINE, Mason	Nebraska-Kearney	DE	2011
BURNETT, Kaelin	Nevada	LB	2012-13
MAYOWA, Benson*	Idaho	DE	2014-15
WARD, Jihad	Illinois	DL	2016-17
BROWN, Fadol	Mississippi	DE	2018
JORDAN, Dion	Oregon	DE	2019

96

BROWN, Ron*	USC	DE	1987
TAYLOR, Malcolm	Tennessee State	DT	1987-88
WHITE, Alberto	Texas Southern	DE	1994
BUTCHER, Paul	Wayne State	LB	1996
RUSSELL, Darrell	USC	DT-DE	1997-01
IRONS, Grant	Notre Dame	DE	2003-06
JOSEPH, William*	Miami (Fla.)	DT	2008
WIMBLEY, Kamerion	Florida State	LB	2010-11
BILUKIDI, Christo	Georgia State	DT	2012-13
AUTRY, Denico	Mississippi State	DE	2014-17
CARRADINE, Tank	Florida State	DE	2018
EALY, Kony	Missouri	DE	2018
FERRELL, Clelin	Clemson	DE	2019

97

ACKERMAN, Rick*	Memphis State	DT	1984
GRIMES, Phil	Central Michigan	DE	1987
MRAZ, Mark	Utah State	DE	1989
BURTON, Ron	North Carolina	LB	1990
BROUGHTON, Willie	Miami (Fla.)	DT	1992-93
MARYLAND, Russell*	Miami (Fla.)	DT	1996
PARRELLA, John	Nebraska	DT	2002-04
GUNHEIM, Greyson	Washington	DE	2008
CARTER, Andre	California	DE	2012
MUIR, Daniel	Kent State	DT	2013
EDWARDS Jr., Mario	Florida State	DE	2015-17
McDONALD, Clinton	Memphis	DL	2018
MAURO, Josh	Stanford	DE	2019

98

WILLIS, Mitch	SMU	DT	1985-88
HUNLEY, Ricky	Arizona	LB	1989-90
JOHNSON, Kevin	Texas Southern	DT	1997
OSBORNE, Chuck	Arizona	DT	1998-99
MICKELL, Darren	Florida	DE	2001
GBAJA-BIAMILA, Akbar*	San Diego State	DE-LB	2003
HAMILTON, Bobby	Southern Mississippi	DE	2004-05
RICHARDSON, Jay	Ohio State	DE	2007-09
WALKER, Vance	Georgia Tech	DT	2013
WILSON, C.J.	East Carolina	DL	2014-15
JACKSON, Branden	Texas Tech	DL	2016
RUCKER, Frostee	USC	DE	2018
CROSBY, Maxx	Eastern Michigan	DE	2019

99

VAUGHAN, Ruben	Colorado	DT-DE	1982
JONES, Sean	Northeastern	DE	1984-87
MOSS, Winston	Miami (Fla.)	LB	1991-94
BRUCE, Aundray*	Auburn	DE	1995-98
TAVES, Josh	Northeastern	DE	2000-01
GRANT, DeLawrence*	Oregon State	DE-LB	2002-03
SAPP, Warren	Miami (Fla.)	DT	2004-07
ELLIS, Greg	North Carolina	DE	2009
Houston, Lamarr	Texas	DE	2010-13
SMITH, Aldon	Missouri	LB	2015
KEY, Arden	LSU	DE	2018-19

N/A

JOHNSTON, Mark	Northwestern	DB	1964
MURDOCK, Jesse	California Western	RB	1963

*denotes multiple jersey numbers

1960

(Territorial Selection)	Dale Hackbart, QB, Wisconsin
(First selections)	Carroll Dale, E, Virginia Tech
	Don Norton, E, Iowa
	John Wilcox, T, Oregon
	Michael Wright, T, Minnesota
	Earl Kohlhaas, G, Penn State
	Jerry Stalcup, G, Wisconsin
	Maxie Baughan, C, Georgia Tech
	Abner Haynes, HB, North Texas State
	Silas Woods, HB, Marquette
	Neil MacLean, FB, Wake Forest
	Carmen Cavalli, E, Richmond
	Larry Muff, E, Benedictine
	Chuck Pollard, E, Rice
	Al Witcher, E, Baylor
	Willie Boykin, T, Michigan State
	Don Deskins, T, Michigan
	Ken Fitch, T, Kansas
	Jim O'Brien, T, Boston College
	Cloyd Boyette, T-G, Texas
	Jim Chastain, T-G, Michigan State
	Leon Dumbrowski, T-G, Delaware
	Earl Kohlhaas, G, Penn State
	Billy Roland, G, Georgia
	Jim Andreotti, C, Northwestern
	Jim Otto, C, Miami
	George Blanch, HB, Texas
	Vin Hogan, HB, Boston College
	Bob Jarus, HB, Purdue
	Purcell Daniels, FB, Pepperdine
	Ray Smith, FB, UCLA
	Fran Curci, QB, Miami
	Bobby Lackey, QB, Texas
(Second selections)	Johnny Brewer, E, Mississippi
	Don Edington, E, Florida
	Bill Herron, E, Georgia
	Howard Turley, E, Louisville
	Al Bansavage, T-G, USC
	Bob Hogue, T-G, Shepherd
	Gerald Lambert, T-G, Texas A&I
	Bob Parker, T-G, East Texas State
	Tony Polychronis, T-G, Utah
	Dan Sheehan, T-G, Tennessee-Chattanooga
	Jim Williams, T-G, North Carolina
	Jim Woodward, T-G, Lamar Tech
	Howard Evans, C, Houston
	Fred Hageman, C, Kansas
	C.J. Alexander, HB, Southeastern
	Pervis Atkins, HB, New Mexico State
	Walter Beach, HB, Central Michigan
	George Boynton, HB, East Texas State
	Rich Mostardo, HB, Kent State
	Sam McCord, QB, East Texas State



C Jim Otto

1961

Rd.	Overall	Player, Pos., School
1	4	Joe Rutgens, T, Illinois
2	12	George Fleming, HB, Washington
3	20	Myron Pottios, G, Notre Dame
4	28	Elbert Kimbrough, E, Northwestern
5	36	Dick Norman, QB, Stanford
6	44	Bobby Crespino, HB, Mississippi
7	52	Ray Purdin, HB, Northwestern
8	57	Tom Watkins, HB, Iowa State
8	60	Dick Price, G, Mississippi
9	68	Lowndes Shingler, QB, Clemson
10	76	Ken Peterson, T, Utah
11	84	Dave Mayberry, FB, Utah State
12	92	Bob Schmitz, G, Montana State
13	100	Gerald Burch, E, Georgia Tech
14	108	Clark Miller, T, Utah State
15	116	Bob Coolbaugh, E, Richmond
16	124	Chuck Lamson, HB, Wyoming
17	132	Joe Novsek, T, Tulsa
18	140	Joe Krakoski, HB, Illinois
19	148	Charles Fuller, HB, San Francisco St.
20	156	Preston Powell, FB, Grambling
21	164	Mike Jones, QB, San Jose State
22	172	Blayne Jones, G, Idaho State
23	180	Roger Fisher, C, Utah State
24	188	Jack Novak, G, Miami (Fla.)
25	196	Paul Yanke, E, Northwestern
26	204	Dean Hinshaw, T, Stanford
27	212	Clair Appledoorn, E, San Jose St.
28	220	Dave Grosz, QB, Oregon
29	228	Ed Morris, T, Indiana
30	236	Bill Face, HB, Stanford

1962

1	1	Roman Gabriel, QB, No. Carolina St
2	9	Lance Alworth, FL, Arkansas
3	17	Ed Pine, C, Utah
4	25	John Myers, T, Washington
5	33	Joe Hernandez, HB, Arizona
6	41	Dan Birdwell, C, Houston
7	49	Jim Norris, T, Houston
8	57	Ferrell Yarborough, E, Northwestern
9	65	Jim Dillard, HB, Oklahoma State
10	73	Henry Rivera, HB, Oregon State
12	89	Jim Skaggs, G, Washington
12	92	Gary Schwertfeger, LB, Montana
12	94	Oscar Donahue, E, San Jose State
13	97	George Pierovich, FB, California
14	105	Bert Coan, HB, Kansas
15	113	Floyd Dean, E, Florida
16	121	Pat Russ, T, Purdue
17	129	Larry Ferguson, HB, Iowa
18	137	Jim Vollenweider, FB, Miami (Fla.)
19	145	Dennis Spurlock, QB, Whitworth
19	146	Kent Horne, T, BYU
20	153	John Sutro, G, San Jose State
21	161	Bill Tunnickliff, FB, Michigan
22	169	Jim Cadile, E, San Jose State
23	177	Elvin Basham, G, Kansas
24	185	Mickey Bruce, G, Oregon
25	193	Tom Cagaanan, HB, Utah State
26	201	Fred Miller, T, LSU
27	209	Keith Luhnow, FB, Santa Ana J.C.
28	217	Marv Marinovich, T, USC
29	225	Leon Donohue, E, San Jose State
30	233	Pete Nicklas, T, Baylor
31	241	Bob Elliot, FB, North Carolina
32	249	Bobby Richards, DE, LSU
33	257	Eugene White, HB, Florida A&M
34	265	Bill Worrell, T, Georgia

ALL-TIME DRAFTS

1963

6	41	Butch Wilson, HB, Alabama
7	49	Dave Costa, T, Utah
8	57	Roger Locke, E, Arizona State
9	65	Jerry Logan, HB, West Texas State
10	73	Ray Schoenke, G, SMU
12	89	Walt Burdin, LB, McNeese State
12	95	Doyle Branson, HB, So. Oregon
13	97	Darnel Haney, E, Utah State
13	102	Drew Roberts, E, Humboldt State
15	113	Vern Burke, E, Oregon State
16	121	Jim Moss, HB, West Virginia
17	129	John Murio, HB, Whitworth
18	137	Terry Dillon, HB, Montana
18	138	George Hogan, G, Texas A&M
19	145	Tony Fiorentino, G, UCLA
20	153	Rex Mirich, T, Northern Arizona
21	161	Neal Petties, HB, San Diego State
22	169	Hugh Campbell, E, Washington St.
23	177	Jon Anabo, QB, Fresno State
24	185	Dick Peters, T, Whittier
25	193	Bill McFarland, FB, Oklahoma St.
26	201	Dennis Claridge, QB, Nebraska
27	209	Dick Skelly, HB, Florida
28	217	Larry Campbell, FB, Utah State
29	225	Dick Anderson, E, Penn State

1964

1	7	Tony Lorick, HB, Arizona State
2	15	Dan Conners, T, Miami (Fla.)
3	23	George Bednar, T, Notre Dame
4	31	Bill Budness, LB, Boston University
5	39	Don Green, DB, Susquehanna
7	55	John Sapinsky, T, William & Mary
8	63	Vince Petno, DB, Citadel
9	71	John Williamson, G, Louisiana Tech
9	72	Herschel Turner, T, Kentucky
10	79	Mel Renfro, HB, Oregon
11	87	Larry Rakestraw, QB, Georgia
12	95	Billy Lothridge, QB, Georgia Tech
13	103	Mickey Babb, E, Georgia
14	111	Fred Polser, G, East Texas State
15	119	Mike Giers, T, USC
16	127	Ron Wilkening, HB, North Dakota
17	135	Fred Lewis, HB, Massachusetts
18	143	Ron Calcagno, QB, Santa Clara
19	151	Tom Michel, FB, East Carolina
20	159	Ed Beard, T, Tennessee
21	167	Carleton Oats, E, Florida A&M
22	175	Jim Long, FB, Fresno State
23	183	Bill Curry, C, Georgia Tech
24	191	Kent Francisco, T, UCLA
25	199	Terry Sieg, HB, Virginia
26	207	Gordon Guest, QB, Arkansas

1965

1	3	Harry Schuh, T, Memphis State
2	11	Fred Biletnikoff, WR, Florida State
3	19	Bob Svihus, T, USC
4	27	Gus Otto, LB, Missouri
9	67	Rich Zecher, T, Utah State
10	75	Craig Morton, QB, California
11	83	Bill Minor, LB, Illinois
13	99	Wally Mahle, DB, Syracuse
14	107	Loren Hawley, DB, California
15	115	Bill Cronin, DE, Boston College
16	123	Fred Hill, E, USC
17	131	Gary Porterfield, E, Tulsa
18	139	John Dugan, T, Holy Cross
19	147	Frank McClendon, T, Alabama
20	155	Bo Scott, HB, Ohio State

REDSHIRT

1	Larry Todd, HB, Arizona State
2	Jim Harvey, T, Mississippi
3	Steve Mass, T, Detroit
4	Mickey Cox, T, LSU
5	Bob Taylor, G, Cincinnati
6	Gregg Kent, T, Utah
7	John Carroll, T, Texas
8	Henry Pinkett, HB, Baylor
9	Frank Pennie, T, Florida State
10	Brent Berry, T, San Jose State
11	Tom Longo, DB, Notre Dame
12	Dennis Duncan, HB, Louisiana College

1966

1	63	Rodger Bird, DB, Kentucky
2	57	Butch Allison, T, Missouri
3	58	Tom Mitchell, E, Bucknell
4	71	Richard Tyson, G, Tulsa
5	59	Pete Banaszak, HB, Miami (Fla.)
7	60	Franklin McRae, T, Tennessee St.
9	80	Clifton Kinney, LB, San Diego State
10	89	Tony Jeter, E, Nebraska
11	98	Joe Labruzzo, HB, LSU
12	107	Wayne Foster, T, Washington State
13	116	John Niland, G, Iowa
14	125	Mike Johnson, HB, Kansas
15	134	Steve Renko, FB, Kansas
16	143	Craig Ritchey, DB, Stanford
17	152	Ted Holman, DB, Syracuse
18	161	Art Robinson, E, Florida A&M
19	170	Jack Shinholser, LB, Florida State
20	179	Steve Bowman, FB, Alabama

REDSHIRT

1	Rod Sherman, HB, USC
2	Tom Cichowski, T, Maryland
3	Ron Parson, E, Austin Peay
4	John Crumbacher, T, Tennessee
5	George Patton, T, Georgia
6	Dan Archer, T, Oregon
7	Bill Thomas, HB, Oklahoma
8	Ray Schmutz, LB, San Diego St.
9	Mel Tom, LB, San Jose State
10	Joe O'Brien, FB, Texas-Arlington
11	Mike Brundage, QB, Oregon



G Gene Upshaw

1967

1	17	Gene Upshaw, G, Texas A&I
3	75	Bill Fairband, LB, Colorado
4	96	James Roy Jackson, E, Oklahoma
5	124	Gerald Warfield, HB, Mississippi
5	131	Mike Hibler, LB, Stanford
6	155	Rick Egloff, QB, Wyoming
7	176	Ron Lewellen, DT, Tennessee-Martin
8	188	Estes Banks, RB, Colorado
9	228	Mark De Villing, LB, Muskingum
10	253	Richard Sligh, T, No. Carolina Central
11	280	Duane Benson, LB, Hamline
12	306	Bob Kruse, T, Colorado State
13	332	Len Kleinpeter, E, SW Louisiana
14	363	Casey Boyett, E, BYU
15	384	Ben Woodson, HB, Utah
16	409	Don Bruce, G, Virginia Tech
17	436	Mike Cullin, DE, Slippery Rock

ALL-TIME DRAFTS

1968

1	25	Eldridge Dickey, QB, Tennessee St.
2	52	Ken Stabler, QB, Alabama
3	80	Art Shell, T, Maryland State
4	110	Charlie Smith, RB, Utah
5	136	John Naponick, T, Virginia
7	168	John Harper, C, Adams State
7	190	George Atkinson, DB, Morris Brown
9	244	John Eason, TE, Florida A&M
10	271	Rick Owens, DB, Pennsylvania
11	277	Marv Hubbard, FB, Colgate
11	298	Chip Oliver, LB, USC
12	326	Larry Plantz, WR, Colorado
13	352	Larry Blackstone, RB, Fairmont St.
14	379	Ray Carlson, LB, Hamline
15	406	Mike Leinert, RB, Texas Tech
16	433	David Morrison, DB, Texas State
17	460	Steve Berry, E, Catawba

1969

1	22	Art Thoms, DL, Syracuse
2	50	George Buehler, OL, Stanford
3	75	Lloyd Edwards, TE, San Diego St.
4	100	Ruby Jackson, DL, New Mexico St.
6A	136	Ken Newfield, RB, LSU
6B	153	Jackie Allen, DB, Baylor
7	178	Finnis Taylor, DB, Prairie View
9	234	Drew Buie, WR, Catawba
11	284	Harold Rice, LB, Tennessee A&I
12	317	Al Goddard, DB, J.C. Smith
13	334	Dave Husted, LB, Wabash
14	362	Harold Busby, WR, UCLA
15	387	Alvin Presnell, RB, Alabama A&M
16	412	Junior Davis, LB, Alabama
17	440	Billy Austin, G, Arkansas AM&N

1970

1	24	Raymond Chester, TE, Morgan St.
2	50	Ted Koy, RB, Texas
3	76	Gerald Irons, LB, Maryland State
4	102	Tony Cline, LB, Miami (Fla.)
5	128	Art Laster, T, Maryland State
6	154	Alvin Wyatt, DB, Bethune-Cookman
7	180	Steve Svitak, LB, Boise State
8	207	Mike Wynn, DE, Nebraska
9	232	Ike Hill, DB, Catawba
10	258	Gordon Bosserman, T, UCLA
11	284	Emery Hicks, LB, Kansas
12	310	Jerry DeLoach, G, UC Davis
13	336	Don Highsmith, RB, Michigan St.
14	362	John Riley, K, Auburn
15	392	Fred Moore, DB, Washington State
16	414	Tim Roth, C, South Dakota State
17	439	Eric Stolberg, WR, Indiana

1971

1	19	Jack Tatum, DB, Ohio State
2	45	Phil Villapiano, LB, Bowling Green
3	73	Warren Koegel, C, Penn State
4	97	Clarence Davis, RB, USC
5	123	Bob Moore, TE, Stanford
6	149	Greg Slough, LB, USC
7	157	Don Martin, DB, Yale
9	227	Dave Garnett, RB, Pittsburgh
10A	238	Bill West, DB, Tennessee State
10B	253	Tim Oesterling, DT, UCLA
11	279	James Poston, DT, South Carolina
12	305	Horace Jones, DE, Louisville
13	334	Mick Natzel, DB, Central Michigan
14	357	Tom Gipson, DT, North Texas State
15	383	Andy Giles, LB, William & Mary
16	412	Tony Stawarz, DB, Miami (Fla.)
17	442	Chuck Hill, WR, Sam Houston St.

1972

1	21	Mike Siani, WR, Villanova
2A	33	Kelvin Korver, DT, Texas A&M
2B	43	John Vella, T, USC
3	72	Mel Lunsford, DE, Central St.
4A	98	Cliff Branch, WR, Colorado
4B	100	Dave Dalby, C, UCLA
6	131	Dan Medlin, DT, North Carolina St.
7A	173	Ray Jamieson, RB, Memphis
7B	176	Skip Thomas, DB, USC
7C	178	Dennis Pete, DB, San Francisco St.
8	202	Jackie Brown, RB, Stanford
9	228	Dave Bigler, RB, Morningside
10	254	Phil Price, DB, Idaho State
11	277	Joe Carroll, LB, Pittsburgh
12	306	Kent Gaydos, TE, Florida State
13	333	Ted Covington, WR, San Fernando St.
14	358	Dennis Cambal, RB, William & Mary
15A	364	Charles Hester, RB, Central St.
15B	384	Dave Snesrud, LB, Hamline
16	410	Willie Wright, WR, No. Carolina A&T

1973

1	23	Ray Guy, P, Southern Mississippi
2	49	Monte Johnson, LB, Nebraska
4A	92	Perry Smith, DB, Colorado State
4B	101	Joe Wylie, WR, Oklahoma
5A	124	Louis Neal, WR, Prairie View
5B	127	Ron Mikolajczyk, T, Tampa
6	153	Brent Myers, T, Purdue
7	179	Gary Weaver, LB, Fresno State
8	205	Mike Rae, QB, USC
9	231	Steve Sweeney, WR, California
10	257	Leo Allen, WR, Tuskegee
11	283	Jerry List, RB, Nebraska
12	309	James Krapf, LB, Alabama
14	361	Bruce Polen, DB, William Penn
15	387	David Leffers, G, Vanderbilt
16	413	Jerry Gadlin, WR, Wyoming
17	439	Mike Ryan, C, USC

SUPPLEMENTAL DRAFT

1	Blenda Gay, DE, Fayetteville State
---	------------------------------------

1974

1	19	Henry Lawrence, T, Florida A&M
2	45	Dave Casper, TE, Notre Dame
3	75	Mark van Eeghen, RB, Colgate
4	93	Morris Bradshaw, WR, Ohio State
5	123	Pete Wessel, DB, Northwestern
6	148	James McAlister, RB, UCLA
7	175	Rod Garcia, K, Stanford
9	227	Kenith Pope, DB, Oklahoma
10	253	Chris Arnold, DB, Virginia State
11	279	Harold Hart, RB, Texas Southern
12	305	Noe Gonzalez, RB, SW Texas St.
13	330	Mike Dennerly, LB, So. Mississippi
14	357	Don Willingham, RB, Wisc.-Milwaukee
15	383	Greg Mathis, DB, Idaho State
16	409	Delario Robinson, WR, Kansas
17	435	James Morris, DT, Missouri Valley

1975

1	24	Neal Colzie, DB, Ohio State
2	45	Charles Phillips, DB, USC
3	76	Louis Carter, RB, Maryland
5	128	David Humm, QB, Nebraska
7	180	James Daniels, DB, Texas A&M
9	232	Harry Knight, QB, Richmond
10	259	Steve Sylvester, G, Notre Dame
12	310	Jack Magee, C, Boston College
14	362	Tom Doyle, DB, Yale
15	389	Paul Careathers, RB, Tennessee

ALL-TIME DRAFTS

1976

2A	34	Charles Philyaw, DE, Texas Southern
2B	50	Jeb Blount, QB, Tulsa
3	84	Rik Bonness, LB, Nebraska
4	110	Herb McMATH, DE, Morningside
5	146	Fred Steinfort, K, Boston College
7	204	Clarence Chapman, WR, E. Michigan
8A	220	Jerome Dove, DB, Colorado State
8B	231	Terry Kunz, RB, Colorado
10	286	Dwight Lewis, DB, Purdue
11	313	Rick Jennings, RB, Maryland
12	343	Cedric Brown, DB, Kent State
13A	367	Craig Crnick, DE, Idaho
13B	370	Mark Young, G, Washington State
14	397	Calvin Young, RB, Fresno State
15	427	Carl Hargrave, DB, Upper Iowa
16	454	Doug Hogan, DB, USC
17A	478	Buddy Tate, DB, Tulsa
17B	481	Nate Beasley, RB, Delaware

1977

2A	35	Mike Davis, DB, Colorado
2B	57	Ted McKnight, RB, Minnesota-Duluth
4	112	Mickey Marvin, G, Tennessee
5A	126	Lester Hayes, DB, Texas A&M
5B	139	Jeff Barnes, LB, California
7	190	Rich Martini, WR, UC Davis
8	223	Terry Robiskie, RB, LSU
12A	317	Rod Martin, LB, USC
12B	334	Rolf Benirschke, K, UC Davis

1978

2	54	Dave Browning, DE, Washington
3A	57	Derrick Jensen, RB, Texas-Arlington
3B	82	Lindsay Mason, T, Kansas
4A	86	Maurice Harvey, DB, Ball State
4B	108	Joe Stewart, WR, Missouri
5	136	Derrick Ramsey, TE, Kentucky
6A	143	Tom Davis, C, Nebraska
6B	164	Mike Levenseller, WR, Washington St.
7A	176	Arthur Whittington, RB, SMU
7B	192	Earl Inmon, LB, Bethune-Cookman
8	207	Mark Nichols, LB, Colorado State
11A	291	Dean Jones, WR, Fresno State
11B	304	Bob Glazebrook, DB, Fresno State
12	332	Joe Conron, WR, Pacific

1979

2	42	Willie Jones, DE, Florida State
6A	142	Ira Matthews, KR, Wisconsin
6B	156	Henry Williams, DB, San Diego State
7	175	Jack Matia, T, Drake
8	209	Robert Hawkins, RB, Kentucky
9	238	Jim Rourke, T, Boston College
10	259	Ricky Smith, DB, Tulane
11	294	Bruce Davis, T, UCLA
12A	316	Dirk Abernathy, DB, Bowling Green
12B	320	Reggie Kinlaw, DT, Oklahoma

1980

1	15	Marc Wilson, QB, BYU
2	43	Matt Millen, LB, Penn State
5A	125	Kenny Lewis, RB, Virginia Tech
5B	126	John Adams, LB, LSU
5C	128	William Bowns, LB, North Alabama
7	173	Malcolm Barnwell, WR, Virginia Union
8	194	Kenny Hill, DB, Yale
10	264	Walter Carter, DT, Florida State
11	291	Mike Massey, LB, Arkansas
12	322	Calvin Muhammad, WR, Texas Southern

1981

1A	21	Ted Watts, CB, Texas Tech
1B	23	Curt Marsh, T, Washington
2	48	Howie Long, DE, Villanova
4	111	Johnny Robinson, DT, Louisiana Tech
5	118	James Davis, CB, Saginaw Valley St.
9	248	Curt Mohl, T, UCLA
10	276	Frank Hawkins, RB, Nevada
11	304	Chester Willis, RB, Auburn
12	332	Phil Nelson, TE, Delaware



DE Howie Long

1982

1	10	Marcus Allen, RB, USC
2A	35	Jack Squirek, LB, Illinois
2B	37	Jim Romano, C, Penn State
3	64	Vann McElroy, S, Baylor
4	91	Ed Muransky, T, Michigan
5	123	Ed Jackson, LB, Louisiana Tech
7	177	Jeff Jackson, DE, Toledo
10	263	Rich D'Amico, LB, Penn State
11	289	Willie Turner, WR, LSU
12	316	Randy Smith, WR, East Texas State

1983

1	26	Don Mosebar, T, USC
2	54	Bill Pickel, DT, Rutgers
3	82	Tony Caldwell, LB, Washington
4	110	Greg Townsend, DE, TCU
5	138	Dokie Williams, WR, UCLA
7	194	Jeff McCall, RB, Clemson
8	222	Mike Dotterer, RB, Stanford
9	249	Kent Jordan, TE, St. Mary's
10	277	Mervyn Fernandez, WR, San Jose St.
12	333	Scott Lindquist, QB, No. Arizona

1984

2	51	Sean Jones, DT, Northeastern
3	84	Joe McCall, RB, Pittsburgh
5	127	Andy Parker, TE, Utah
6	168	Stacey Toran, S, Notre Dame
7	183	Mitch Willis, DE, SMU
8	224	Sam Seale, WR, Western State
11	282	Gardner Williams, CB, St. Mary's
12	336	Randy Essington, QB, Colorado

SUPPLEMENTAL DRAFT (USFL & CFL PLAYERS)

1	28	Chris Woods, WR, Auburn (Edmonton)
2	56	Stewart Hill, LB, Washington (Edmonton)
3	84	James Farr, G, Clemson (Washington)

ALL-TIME DRAFTS

1985

1	23	Jessie Hester, WR, Florida State
3A	79	Tim Moffett, WR, Mississippi
3B	80	Stefon Adams, DB, East Carolina
4	107	Jamie Kimmel, LB, Syracuse
5	135	Dan Reeder, RB, Delaware
6	143	Rusty Hilger, QB, Oklahoma State
7A	186	Kevin Belcher, T, Wisconsin
7B	188	Mark Pattison, WR, Washington
7C	191	Bret Clark, DB, Nebraska
7D	192	Nick Haden, C, Penn State
8	220	Leonard Wingate, DT, So. Carolina St.
9	246	Chris Sydnor, DB, Penn State
10A	275	Reggie McKenzie, LB, Tennessee
10B	276	Albert Myres, DB, Tulsa
11	303	Steve Strachan, RB, Boston College
12	332	Raymond Polk, DB, Oklahoma State

1986

1	24	Bob Buczkowski, DE, Pittsburgh
3	80	Brad Cochran, CB, Michigan
4A	85	Mike Wise, DE, UC Davis
4B	103	Vance Mueller, RB, Occidental
4C	108	Napoleon McCallum, RB, Navy
6	164	Doug Marrone, T, Syracuse
7	191	Bill Lewis, C, Nebraska
8	219	Joe Mauntel, LB, Eastern Kentucky
9	246	Zeph Lee, RB, USC
10	275	Jeff Reinke, DE, Mankato State
11	302	Randell Webster, LB, SW Oklahoma St.
12	330	Larry Shephard, WR, Houston

1987

1	15	John Clay, T, Missouri
2	52	Bruce Wilkerson, T, Tennessee
3	81	Steve Smith, RB, Penn State
4	110	Steve Beuerlein, QB, Notre Dame
7	183	Bo Jackson, RB, Auburn
9	238	Scott Eccles, TE, E. New Mexico
10A	254	Rob Harrison, RB, Sacramento State
10B	265	John Gesek, G, Sacramento State
10C	273	Jim Ellis, LB, Boise State
11A	288	Chris McLemore, RB, Arizona
11B	294	Mario Perry, TE, Mississippi

1988

1A	6	Tim Brown, WR, Notre Dame
1B	9	Terry McDaniel, CB, Tennessee
1C	25	Scott Davis, DE, Illinois
4	90	Tim Rother, DT, Nebraska
5	131	Dennis Price, CB, UCLA
6	143	Erwin Grabisna, LB, Case W. Reserve
7	171	Derrick Crudup, DB, Oklahoma
8	199	Mike Alexander, WR, Penn State
9A	227	Reggie Ware, RB, Auburn
9B	229	Scott Tabor, P, California
10	255	Newt Harrell, G, West Texas State
11	283	David Wrecker, QB, Carroll College
12	311	Greg Kunkel, G, Kentucky

1989

2	29	Steve Wisniewski, G, Penn State
6A	140	Jeff Francis, QB, Tennessee
6B	156	Doug Lloyd, RB, North Dakota St.
8	205	Derrick Gainer, RB, Florida A&M
9	235	Gary Gooden, WR, Indiana
10	262	Charles Jackson, DT, Jackson St.

1990

2	37	Aaron Wallace, LB, Texas A&M
4	95	Torin Dorn, CB, North Carolina
6	149	Marcus Wilson, RB, Virginia
7	173	Garry Lewis, CB, Alcorn State
8	197	A.J. Jimereson, LB, Norfolk State
9	230	Leon Perry, RB, Oklahoma
11A	303	Ron Lewis, WR, Jackson State
11B	304	Myron Jones, RB, Fresno State
12A	317	Major Harris, QB, West Virginia
12B	331	Demetrius Davis, TE, Nevada

1991

1	24	Todd Marinovich, QB, USC
2	43	Nick Bell, RB, Iowa
4	100	Raghib Ismail, WR, Notre Dame
6	146	Nolan Harrison, DT, Indiana
8A	213	Brian Jones, LB, Texas
8B	219	Todd Woulard, LB, Alabama A&M
9	247	Tahaun Lewis, CB, Nebraska
10	274	Andrew Glover, TE, Grambling State
12	330	Dennis Johnson, CB, Winston-Salem St.

1992

1	16	Chester McGlockton, DT, Clemson
2	32	Greg Skrepenak, T, Michigan
5	128	Derrick Hoskins, S, So. Mississippi
6	156	Tony Rowell, C, Florida
7A	173	Curtis Cotton, S, Nebraska
7B	185	Kevin Smith, RB, UCLA
10	268	Alberto White, LB, Texas Southern
12	324	Tom Roth, G, Southern Illinois

1993

1	12	Patrick Bates, S, Texas A&M
3A	58	Billy Joe Hobert, QB, Washington
3B	72	James Trapp, CB, Clemson
5	125	Olanda Truitt, WR, Mississippi St.
7	181	Greg Biekert, LB, Colorado
8	208	Greg Robinson, RB, NE Louisiana

1994

1	22	Rob Fredrickson, LB, Michigan St.
2	52	James Folston, DE, NE Louisiana
3	80	Calvin Jones, RB, Nebraska
4	120	Austin Robbins, DT, North Carolina
5	159	Roosevelt Patterson, G, Alabama
7	217	Rob Holmberg, LB, Penn State

1995

1	18	Napoleon Kaufman, RB, Washington
2	49	Barret Robbins, C, TCU
3	86	Joe Aska, RB, Central Oklahoma
4	118	Mike Morton, LB, North Carolina
5A	138	Matt Dyson, LB, Michigan
5B	154	Jeff Kysar, T, Arizona State
6	190	Eli Herring, T, BYU



G Steve Wisniewski

ALL-TIME DRAFTS

1996

1	9	Rickey Dudley, TE, Ohio State
2	57	Lance Johnstone, DE, Temple
5	166	La'Roi Glover, DT, San Diego State
6	183	Tim Hall, RB, Robert Morris
7A	220	Sedric Clark, LB, Tulsa
7B	224	Darius Smith, C, Sam Houston St.
7C	248	Joey Wylie, G, Stephen F. Austin

1997

1	2	Darrell Russell, DT, USC
3A	72	Adam Treu, G, Nebraska
3B	85	Tim Kohn, G, Iowa State
4	123	Chad Levitt, RB, Cornell
6A	172	Calvin Branch, CB, Colorado St.
6B	193	Grady Jackson, DT, Knoxville

1998

1A	4	Charles Woodson, CB, Michigan
1B	23	Mo Collins, T, Florida
2	31	Leon Bender, DT, Washington St.
3	63	Jon Ritchie, RB, Stanford
4	109	Gennaro DiNapoli, G, Virginia Tech
5A	127	Jeremy Bringham, TE, Washington
5B	152	Travian Smith, LB, Oklahoma
7A	230	Vince Amey, DE, Arizona State
7B	235	David Sanders, DE, Arkansas

1999

1	18	Matt Stinchcomb, T, Georgia
2	40	Tony Bryant, DE, Florida State
4	102	Dameane Douglas, WR, California
5A	146	Eric Barton, LB, Maryland
5B	153	Rod Coleman, LB, East Carolina
6	188	Daren Yancey, DT, BYU
7	224	Joluan Armour, LB, Miami (Ohio)

2000

1	17	Sebastian Janikowski, K, Florida State
2	47	Jerry Porter, WR, West Virginia
4	107	Junior Ioane, DT, Arizona State
5	142	Shane Lechler, P, Texas A&M
7A	227	Mondriel Fulcher, TE, Miami (Fla.)
7B	231	Clifton Black, S, Texas State

2001

1	28	Derrick Gibson, S, Florida State
2	59	Marques Tuiasosopo, QB, Washington
3	89	DeLawrence Grant, DE, Oregon State
5	158	Raymond Perryman, S, Northern Arizona
6	184	Chris Cooper, DT, Nebraska-Omaha
7A	228	Derek Combs, RB, Ohio State
7B	229	Ken-Yon Rambo, WR, Ohio State

2002

1A	17	Phillip Buchanon, CB, Miami (Fla.)
1B	23	Napoleon Harris, LB, Northwestern
2A	53	Langston Walker, OL, California
2B	55	Doug Jolley, TE, BYU
5	147	Kenyon Coleman, DE, UCLA
6A	189	Keyon Nash, S, Albany State (Ga.)
6B	197	Larry Ned, RB, San Diego State
7	235	Ronald Curry, QB, North Carolina

2003

1A	31	Nnamdi Asomugha, CB, California
1B	32	Tyler Brayton, DE, Colorado
2	63	Teyo Johnson, TE, Stanford
3A	83	Sam Williams, DE, Fresno State
3B	96	Justin Fargas, RB, USC
4	129	Shurron Pierson, DE, South Florida
5	167	Doug Gabriel, WR, UCF
6	204	Dustin Rykert, T, BYU
7A	246	Siddeeq Shabazz, S, New Mexico St.
7B	262	Ryan Hoag, WR, Gustavus Adolphus



CB Nnamdi Asomugha

2004

1	2	Robert Gallery, T, Iowa
2	45	Jake Grove, C, Virginia Tech
3	67	Stuart Schweigert, S, Purdue
4	99	Carlos Francis, WR, Texas Tech
5	134	Johnnie Morant, WR, Syracuse
6A	166	Shawn Johnson, DE, Delaware
6B	182	Cody Spencer, LB, North Texas
7A	245	Courtney Anderson, TE, San Jose St.
7B	255	Andre Sommersell, LB, Colorado State

2005

1	23	Fabian Washington, CB, Nebraska
2	38	Stanford Routt, CB, Houston
3A	69	Andrew Walter, QB, Arizona State
3B	78	Kirk Morrison, LB, San Diego State
6A	175	Anttaj Hawthorne, DT, Wisconsin
6B	212	Ryan Riddle, LB, California
6C	214	Pete McMahon, T, Iowa

2006

1	7	Michael Huff, DB, Texas
2	38	Thomas Howard, LB, UTEP
3	69	Paul McQuistan, OL, Weber State
4	101	Darnell Bing, LB, USC
6	176	Kevin Boothe, OL, Cornell
7A	214	Chris Morris, OL, Michigan State
7B	255	Kevin McMahan, WR, Maine

2007

1	1	JaMarcus Russell, QB, LSU
2	38	Zach Miller, TE, Arizona State
3A	65	Quentin Moses, DE, Georgia
3B	91	Mario Henderson, T, Florida State
3C	99	Johnnie Lee Higgins, WR, UTEP
4A	100	Michael Bush, RB, Louisville
4B	110	John Bowie, CB, Cincinnati
5A	138	Jay Richardson, DE, Ohio State
5B	165	Eric Frampton, S, Washington State
6	175	Oren O'Neal, RB, Arkansas State
7	254	Jonathan Holland, WR, Louisiana Tech

2008

1	4	Darren McFadden, RB, Arkansas
4A	100	Tyvon Branch, DB, Connecticut
4B	125	Arman Shields, WR, Richmond
6	169	Trevor Scott, DE, Buffalo
7	226	Chaz Schilens, WR, San Diego State

ALL-TIME DRAFTS

2009

1	7	Darrius Heyward-Bey, WR, Maryland
2	47	Mike Mitchell, S, Ohio
3	71	Matt Shaughnessy, DE, Wisconsin
4A	124	Louis Murphy, WR, Florida
4B	126	Slade Norris, LB, Oregon State
6A	199	Stryker Sulak, DE, Missouri
6B	202	Brandon Myers, TE, Iowa

2010

1	8	Rolando McClain, LB, Alabama
2	44	Lamarr Houston, DE, Texas
3	69	Jared Veldheer, T, Hillsdale
4A	106	Bruce Campbell, T, Maryland
4B	108	Jacoby Ford, WR, Clemson
5	138	Walter McFadden, CB, Auburn
6	190	Travis Goethel, LB, Arizona State
7A	215	Jeremy Ware, CB, Michigan State
7B	251	Stevie Brown, S, Michigan

2011

2	48	Stefen Wisniewski, C, Penn State
3A	81	DeMarcus Van Dyke, CB, Miami (Fla.)
3B	92	Joe Barksdale, T, LSU
4A	113	Chimdi Chekwa, CB, Ohio State
4B	125	Taiwan Jones, RB, Eastern Washington
5	148	Denarius Moore, WR, Tennessee
6	181	Richard Gordon, TE, Miami (Fla.)
7	241	David Ausberry, TE, USC

SUPPLEMENTAL DRAFT

3		Terrelle Pryor, QB, Ohio State
---	--	--------------------------------

2012

3	95	Tony Bergstrom, G, Utah
4	129	Miles Burris, LB, San Diego State
5A	158	Jack Crawford, DE, Penn State
5B	168	Juron Criner, WR, Arizona
6	189	Christo Bilukidi, DT, Georgia State
7	230	Nathan Stupar, LB, Penn State

2013

1	12	DJ Hayden, CB, Houston
2	42	Menelik Watson, T, Florida State
3	66	Sio Moore, LB, Connecticut
4	112	Tyler Wilson, QB, Arkansas
6A	172	Nick Kasa, TE, Colorado
6B	181	Latavius Murray, RB, UCF
6C	184	Mychal Rivera, TE, Tennessee
6D	205	Stacy McGee, DT, Oklahoma
7A	209	Brice Butler, WR, San Diego State
7B	233	David Bass, DE, Missouri Western St.

2014

1	5	Khalil Mack, LB, Buffalo
2	36	Derek Carr, QB, Fresno State
3	81	Gabe Jackson, G, Mississippi State
4A	107	Justin Ellis, DT, Louisiana Tech
4B	116	Keith McGill II, CB, Utah
7A	219	TJ Carrie, CB, Ohio
7B	235	Shelby Harris, DE, Illinois State
7C	247	Jonathan Dowling, S, Western Kentucky



Gabe Jackson

2015

1	4	Amari Cooper, WR, Alabama
2	35	Mario Edwards Jr., DE, Florida State
3	68	Clive Walford, TE, Miami (Fla.)
4	128	Jon Feliciano, G, Miami (Fla.)
5A	140	Ben Heeney, LB, Kansas
5B	161	Neiron Ball, LB, Florida
6	179	Max Valles, DE, Virginia
7A	218	Anthony Morris, T, Tennessee St.
7B	221	Andre Debose, WR, Florida
7C	242	Dexter McDonald, DB, Kansas

2016

1	14	Karl Joseph, S, West Virginia
2	44	Jihad Ward, DL, Illinois
3	75	Shilique Calhoun, LB, Michigan State
4	100	Connor Cook, QB, Michigan State
5	143	DeAndre Washington, RB, Texas Tech
6	194	Cory James, LB, Colorado State
7	234	Vadal Alexander, G, LSU

2017

1	24	Gareon Conley, CB, Ohio State
2	56	Obi Melifonwu, S, Connecticut
3	88	Eddie Vanderdoes, DT, UCLA
4	129	David Sharpe, T, Florida
5	168	Marquel Lee, LB, Wake Forest
7A	221	Shalom Luani, S, Washington State
7B	231	Jylan Ware, T, Alabama State
7C	242	Elijah Hood, RB, North Carolina
7D	244	Treyvon Hester, DT, Toledo

2018

1	15	Kolton Miller, T, UCLA
2	57	P.J. Hall, DT, Sam Houston St.
3A	65	Brandon Parker, T, North Carolina A&T
3B	87	Arden Key, DE, LSU
4	110	Nick Nelson, CB, Wisconsin
5A	140	Maurice Hurst, DT, Michigan
5B	173	Johnny Townsend, P, Florida
6	216	Azeem Victor, LB, Washington
7	228	Marcell Ateman, WR, Oklahoma State

2019

1A	4	Clelin Ferrell, DE, Clemson
1B	24	Josh Jacobs, RB, Alabama
1C	27	Johnathan Abram, S, Mississippi State
2	40	Trayvon Mullen, CB, Clemson
4A	106	Maxx Crosby, DE, Eastern Michigan
4B	129	Isaiah Johnson, CB, Houston
4C	137	Foster Moreau, TE, LSU
5	149	Hunter Renfrow, WR, Clemson
7	230	Quinton Bell, DE, Prairie View A&M

2020

1A	12	Henry Ruggs III, WR, Alabama
1B	19	Damon Arnette, CB, Ohio State
3A	80	Lynn Bowden Jr., RB, Kentucky
3B	81	Bryan Edwards, WR, South Carolina
3C	100	Tanner Muse, LB, Clemson
4A	109	John Simpson, G, Clemson
4B	139	Amik Robertson, CB, Louisiana Tech

ALL-TIME ASSISTANT COACHES

Name	College	Position Coached	Years
ADAMS, Tim	Air Force	Strength and Conditioning	2003
ADOLPH, Dave	Akron	Linebackers	1989-91, 1997-98
ANNO, Sam	USC	Defensive Assistant	2015-17
ANSLEY, Derrick	Troy	Defensive Backs	2018
APRIL, Bobby	Nicholls State	Special Teams Coordinator	2013-14
AVEZZANO, Joe	Florida State	Special Teams Coordinator	2004-05
BATISTE, D'Anthony	Louisiana-Lafayette	Strength and Conditioning Assistant	2018-20
BAYLESS, Martin	Bowling Green	Special Teams Assistant	2004-05
BENNETT, Edgar	Florida State	Wide Receivers	2018-20
BERBENICH, Tim	Hamilton College	Quality Control - Offense	2018-20
BIKERT, Greg	Colorado	Linebackers	2011
BILETNIKOFF, Fred	Florida State	Quality Control-Offense/Wide Receivers	1989-2006
BISACCIA, Rich	Yankton College	Assistant Head Coach/Special Teams Coordinator	2018-20
BOARD, Dwaine	North Carolina A&T	Defensive Line	2009
BOGHOSIAN, Sam	UCLA	Offensive Line	1979-87
BONIOL, Chris	Louisiana Tech	Assistant Special Teams	2014
BRESNAHAN, Chuck	Navy	Defensive Backs/Defensive Coordinator	1998-2003, 2011
BROWN, Willie	Grambling	Defensive Backs/Squad Development	1979-88, 1995-11
BUCKNER, Brentson	Clemson	Defensive Line	2019
BUGEL, Joe	Western Kentucky	Assistant Head Coach-Offense	1995-96
BURNS, Keith	Arkansas	Assistant Special Teams	2012-13
CABLE, Tom	Idaho	Offensive Line	2007-08, 2018-20
CALLAHAN, Bill	Illinois Benedictine	Offensive Coordinator/Offensive Line/Tight Ends	1998-2001
CALLAHAN, Brian	UCLA	Quarterbacks	2018
CASULLO, Bob	Brockport State	Special Teams	2000-03
CLANCY, Sam	Pittsburgh	Defensive Line	2004-05
CLEMMONS, Cameron	Western Kentucky	Offensive Quality Control	2020
COE, Charles	Kansas State	Wide Receivers	2007
COLEMAN, Marco	Georgia Tech	Assistant Defensive Line	2018
COLLETTI, Jim	UCLA	Offensive Line	2005
CODY, Ed	Purdue	Assistant Coach	1960
CONKRIGHT, Red	Oklahoma	Defensive Coach	1962
CREGG, James	Colorado State	Assistant Offensive Line	2007-08
CUNNINGHAM, Gunther	Oregon	Linebackers/Defensive Line	1991-94
DAHMS, Tom	San Diego State	Defensive Line	1963-78
DAISHER, Ted	Western Michigan	Special Teams Coordinator	2006
DeFILIPPO, John	James Madison	Quarterbacks	2007-08, 2012-14
DICKSON, George	Notre Dame	Defensive Backfield	1961
DOWNING, Todd	Minnesota	Quarterbacks/Offensive Coordinator	2015-17
DUNN, John	Penn State	Strength and Conditioning	1987-89
EATMAN, Irv	UCLA	Co-Offensive Line	2006
ENGBERG, Buggsy	East Tennessee State	Kicking	1968
ERBER, Lew	Montclair State	Offensive Backfield/Wide Receivers	1976-81
ERKENBECK, Jim	San Diego State	Tight Ends	1999-2001
ETO, Darryl	Arizona	Assistant Strength and Conditioning	2015-17
FASSEL, Jim	Long Beach State	Quarterbacks	1995
FASSEL, John	Weber State	Asst. Special Teams/Special Teams	2008-11
FELDMAN, Marty	Stanford	Assistant Coach	1960-61
FISH, Jeff	Western Carolina	Strength and Conditioning	2004-07
FLORES, Tom	Pacific	Receivers	1972-78
FORD, Robert	Houston	Quality Control-Offense	2006
FOX, John	San Diego State	Defensive Coordinator	1994-95
FRANKLIN, Chet	Utah	Defensive Backfield	1980-86
FRANKLIN, Jethro	Fresno State	Defensive Line	2015-17
FULLAGAR, Hugh	University of Wollongong	Strength and Conditioning Assistant	2017
FULLER, Curtis	TCU	Quality Control-Special Teams	2007
GANSZ, Frank Jr	Citadel	Special Teams	1998-99
GIBBS, Alex	Davidson	Assistant to Head Coach	1988-89
GLEMONT, Garrett	Fullerton College	Strength and Conditioning	1995-2003
GILMORE, Ted	Wyoming	Wide Receivers	2012-14
GOMES, Joe	St. Mary's (England)	Strength and Conditioning	2015-17
GRIECO, John	Florida	Assistant Strength and Conditioning	2012-14
GRIFFITH, Justin	Mississippi State	Quality Control-Offense	2012-14
GRISWOLD, Chris	Hobart	Quality Control-Defense	2002-05
GRUDEN, Deuce	Lafayette College	Strength and Conditioning Assistant	2018-20
GRUNEISEN, Sam	Villanova	Linebackers	1987-90
GUENTHER, Paul	Ursinus	Defensive Coordinator	2018-20
GUIDICI, Fred	San Jose State	Quality Control-Defense	1995
GUY, John	North Carolina A&T	Defensive Assistant	1995-97
HACKETT, Paul	UC Davis	Quarterbacks	2009-10
HALL, Sid	Pacific	Linebackers	1969-70
HALUCHAK, Mike	USC	Linebackers	2009-10
HAMILTON, Ray	Oklahoma	Defensive Line	1993-94
HANSON, Randy	Pacific (Ore.)	Assistant Defensive Backs/Assistant Coach, Defense	2007-09
HARBAUGH, Jim	Michigan	Offensive Assistant	2002-03
HARRIS, Bishop	North Carolina Central	Running Backs	1995-97
HASLETT, Jim	Indiana of Pennsylvania	Linebackers	1993-94
HELTON, Kim	Florida	Offensive Line	1990-92
HENRY, Adam	McNeese State	Quality Control-Offense/Tight Ends	2007-11
HOFFMAN, Steve	Dickinson (Penn.)	Special Teams Coordinator	2012

ALL-TIME ASSISTANT COACHES

Name	College	Position Coached	Years
HOLLAND, Johnny	Texas A&M	Linebackers	2012
HOLOVAK, Mike	Boston College	Receivers	1971
HOLT, Tim	Southern Connecticut St.	Assistant Offensive Line	2015-17
HOLZ, Nick	Colorado	Offensive Assistant/Quality Control-Offense/ Assistant Wide Receivers	2012-20
HUNLEY, Ricky	Arizona	Assistant Linebackers	2011
HUTSON, Mark	Oklahoma	Tight Ends	2012-14
JACKSON, Hue	Pacific	Offensive Coordinator	2010
JEANPIERRE, Lemuel	South Carolina	Assistant Offensive Line	2018-19
JENKINS, Robert	UCLA	Offensive Assistant	1997-98
JOHNSON, Bobby	Miami (Ohio)	Tight Ends	2015-17
JOHNSON, Don	Jersey City State	Assistant Defensive Line	2007-08
JOHNSON, Taver	Wittenberg	Assistant Defensive Backs	2019-20
JONES, Pat	Arkansas	Outside Linebackers	2004-05
JONES, Ronnie	Northeast Oklahoma	Linebackers	1992
JORGE, Ernie	St. Mary's	Assistant Coach	1960
KALMINAR, Tom	Nevada	Offensive Backfield	1960-62
KENNAN, Larry	La Verne	Quarterbacks	1982-87, 1996
KIJOWSKI, Kevin	Appalachian State	Strength and Conditioning Assistant	2015-16
KING, Austin	Northwestern	Offensive Quality Control	2020
KNAPP, Greg	Sacramento State	Offensive Coordinator	2007-08, 2012
KROMER, Aaron	Miami (Ohio)	Offensive Assistant/Offensive Line	2001-04
LAL, Sanjay	Washington	Quality Control-Offense/Wide Receivers	2007-11
LEGETT, Earl	Louisiana State	Defensive Line	1979-88, 1991-92
LEONE, Bert	Ohio State	Quality Control-Defense	2009
LIPPINCOTT, David	Dayton	Linebackers	2018-20
LOFTON, James	Stanford	Wide Receivers	2008
LOPEZ, Clayton	Nevada	Defensive Backs	2004-05, 2012-14
LOWE, Woodrow	Alabama	Defensive Assistant	1999-2000
LYNN, Johnnie	UCLA	Defensive Backs	2012-14
LYNN, Ron	Mt. Union	Defensive Backs	2000-03
MADDEN, John	Cal Poly, San Luis Obispo	Linebackers	1967-68
MADDOCK, Bob	Notre Dame	Defensive Line	1963
MADRO, Joe	Ohio State	Assistant Coach	1977-82
MALAVASI, Ray	Mississippi State	Linebackers	1971-72
MARINELLI, Rod	California Lutheran	Defensive Line	2020
MARINOVICH, Marv	Southern California	Strength	1968-70
MARSHALL, John	Washington State	Defensive Coordinator	2009-10
MARTIN, Don	Harvard	Quality Control-Defense	1998-2003
MARTINDALE, Don	Defiance College	Inside Linebackers/Linebackers	2004-08
MARTINEZ, George	NW Oklahoma State	Quality Control-Defense	2006-08
MARTINEZ, Kelsey	Bethany College	Strength and Conditioning Assistant	2018
MCCABE, Richard	Pittsburgh	Defensive Backfield	1969-70
McELWAIN, Jim	Eastern Washington	Quarterbacks	2006
MCKINNEY, Odis	Colorado	Defensive Backs	1990-94
MEYERS, Bill	Stanford	Offensive Line/Assistant to Head Coach-Tight Ends	1993-97
MICHAELS, Walt	Washington & Lee	Assistant Coach	1962
MICHALCZIK, Jim	Washington State	Offensive Line	2009-10
MILLARD, Keith	Washington State	Defensive Line Assistant/Defensive Line	2005-08
MILLER, Al	Northeast Louisiana	Strength and Conditioning	2012-13
MILLER, Wes	Missouri State	Strength and Conditioning Assistant	2015-17
MISCHAK, Bob	Army	Tight Ends	1973-74, 1979-87, 1994
MOORE, Myrel	California-Davis	Linebackers	1978-79
MOORE, Rob	Syracuse	Wide Receivers	2015-17
MORGAN, Chris	Colorado	Assistant Offensive Line	2009-10
MORTON, John	Western Michigan	Offensive Assistant/Tight Ends/ Senior Offensive Assistant	1998-2004, 2019-20
MUSGRAVE, Bill	Oregon	Quarterbacks/Offensive Coordinator	1997, 2015-16
NEIBEL, A.J.	Long Beach State	Strength and Conditioning	2019-20
NICOLAU, Nick	Southern Connecticut	Wide Receivers	1988
NORTON, Jr., Ken	UCLA	Defensive Coordinator	2015-17
NORVELL, Jay	Iowa	Tight Ends	2002-03
OLSON, Greg	Central Washington	Offensive Coordinator	2013-14, 2018-20
O'NEIL, Jim	Towson	Defensive Backs	2018-20
ORTMAYER, Steve	La Verne	Football Ops/Special Teams	1978-86, 1990-94
PAGAC, Fred	Ohio State	Linebackers	2001-06
PAGANO, Chuck	Wyoming	Defensive Assistant	2005-06
PAGANO, John	Mesa State	Assistant Head Coach - Defense	2017
PARMALEE, Bernie	Ball State	Running Backs	2015-17
PEETE, Skip	Kansas	Running Backs	1998-06
PEETZ, Jake	Nebraska	Senior Offensive Assistant/Assistant Quarterbacks/ Quarterbacks	2015-17
PELCH, Aaron	Weber State	Assistant Special Teams	2009
PERKINS, Ray	Alabama	Offensive Coordinator	1997
PERRY, Darren	Penn State	Defensive Backs	2007-08
PETERS, Floyd	San Francisco State	Defensive Line	1995-96
POLLACK, Frank	Northern Arizona	Offensive Line	2012
POLONCZEK, John	Michigan State	Offensive Backfield	1967-71
RATHMAN, Tom	Nebraska	Running Backs	2007-08
RAUCH, John	Georgia	Offensive Backs	1963-65

ALL-TIME ASSISTANT COACHES

Name	College	Position Coached	Years
RAYE, Jimmy	Michigan State	Assistant Head Coach/Offensive Coordinator	2004-05
RAZZANO, Dave	Cal State Hayward	Director of Football Research	2018
REILLY, Jack	Long Beach State	Offensive Backs	1994
ROACH, Paul	Black Hills State	Offensive Backfield	1972-74
ROBERTSON, Marcus	Iowa State	Assistant Defensive Backs/Defensive Backs	2014-16
ROBINSON, John	Oregon	Offensive Backfield	1975
ROBISKIE, Terry	LSU	Coaches Assistant/Tight Ends	1982-93
RODRIGUEZ, Pete	Western State (Colo.)	Special Teams	1988-89
ROLL, Brad	Stephen F. Austin	Strength and Conditioning	2008-11
ROSS, Kevin	Temple	Defensive Backs	2010-11
ROSS, Robin	Washington State	Linebackers	1999-2000
ROWEN, Keith	Stanford	Offensive Line	1997-98
RYAN, Rob	SW Oklahoma State	Defensive Coordinator	2004-08
SANDERS, Bob	Davidson	Linebackers	2013-14
SANDERS, Eric	UC Davis	Quality Control-Offense/Quality Control-Defense	2010-14
SARKISIAN, Steve	Brigham Young	Quarterbacks	2004
SAUNDERS, Al	San Jose State	Offensive Coordinator/Sr. Offensive Assistant	2011-14
SCANGARELLO, Rich	Sacramento State	Quality Control-Offense	2009
SCANNELLA, Joe	Lehigh	Special Teams/Offensive Backs	1972-77, 1987-93
SCHLEICHER	Penn State	Linebackers	1965
SCHNEIDER, Brian	Colorado State	Special Teams Coordinator	2007-08
SEELY, Brad	South Dakota State	Special Teams Coordinator	2015-17
SHAFER, Steve	Utah State	Defensive Backs	1995-97
SHAW, David	Stanford	Quality Control-Offense/Quarterbacks	1998-2001
SHAW, Tom	Central Michigan	Strength and Conditioning	2018
SHAW, Willie	New Mexico	Defensive Coordinator	1998-99
SHELL, Art	Maryland State	Offensive Line	1983-89
SHINNICK, Don	UCLA	Linebackers	1973-77
SHOOP, John	University of the South	Tight Ends	2005-06
SIMS, Darryl	Wisconsin	Assistant Defensive Line	2006
SINGLETON, Jemal	Air Force	Running Backs	2018
SKIPPER, Kelly	Fresno State	Tight Ends/Running Backs	2007-14
SLATE, Rick	Florida State	Strength and Conditioning Assistant	2018-20
SLATER, Jackie	Jackson State	Co-Offensive Line	2006
SMITH, Frank	Miami (Ohio)	Tight Ends	2018-20
SMITH, Tracy	LSU	Assistant Special Teams	2015-17
SMITH, Travis	Cal Poly	Defensive Assistant/Quality Control-Defense/ Outside Linebackers/Asst. Defensive Line	2012-2020
SPARANO, Tony	New Haven	Asst. Head Coach/Offensive Line	2013-14
SPENCER, Kevin	Springfield	Special Teams	1995-97
SPENCER, Oliver	Kansas	Offensive Line/Defensive Line	1962-79
STANTON, Jack	North Carolina State	Defensive Backs	1989-94
STEPHENS, Vernon	North Florida	Assistant Strength and Conditioning	2014
STEVENS, Gary	John Carroll	Quarterbacks	1998-2000
STORER, Byron	California	Assistant Special Teams	2018-20
SUMNER, Charles	William & Mary	Defensive Backfield/Linebackers	1963-68, 1979-83, 1987-88
SUNSERI, Sal	Pittsburgh	Linebackers	2015-17
SWEENEY, Jim	Portland State	Special Teams	1978
TARVER, Jason	Santa Clara	Defensive Coordinator	2012-14
TICE, Mike	Maryland	Offensive Line	2015-17
TICE, Nate	Wisconsin	Quality Control - Offense	2017
TILLMAN, Rusty	Northern Arizona	Special Teams	1996-97
TOLLNER, Ted	Cal Poly, San Luis Obispo	Passing Game Coordinator	2009-10
TRESTMAN, Marc	Morehead State	Senior Assistant/Offensive Coordinator	2001-03
TRGOVAC, Mike	Michigan	Defensive Line/Senior Defensive Assistant	2018-19
TURNER, Chris	Long Beach State	Offensive Assistant	2002-05
URBANIK, Bill	Ohio State	Defensive Line	1989-90, 1997
VIESELMEYER, Brent	Redlands	Assistant Linebackers/Safeties	2015-17
WALSH, Bill	San Jose State	Offensive Backfield	1966
WALSH, Tom	U.C. Santa Barbara	Wide Receivers/Quarterbacks/Offensive Coordinator	1982-94, 2006
WARD, Lorenzo	Alabama	Assistant Defensive Backs/Special Teams	2006
WARREN, Jimmy	Illinois	Defensive Backs	1987-88
WASHINGTON, Lionel	Tulane	Defensive Backs	2009-10
WAUFLE, Mike	Utah State	Defensive Line	1998-2003, 2010-11
WHITE, Mike	California	Quarterbacks/Offensive Line	1990-94
WHITTINGHAM, Fred	Cal Poly, San Luis Obispo	Linebackers	1995-97
WHITTINGTON, Arthur	Southern Methodist	Assistant	1993-94
WILKERSON, Doug	North Carolina Central	Strength and Conditioning	1994
WILLIAMS, Terrell	East Carolina	Defensive Line	2012-14
WILLSEY, Ray	California	Defensive Backfield/Offensive Backfield	1978-87
WILSON, Kirby	Illinois	Running Backs	2019-20
WILSON, Mike	Washington State	Wide Receivers	1995-96
WISNIEWSKI, Steve	Penn State	Assistant Offensive Line	2011-12
WOOD, Dick	Auburn	Ends	1969-70
WOODS, Joe	Illinois State	Defensive Backs	2014
WOODSON, Rod	Purdue	Assistant Coach, Cornerbacks/Assistant Defensive Backs/Cornerbacks	2011, 15-17
WYLIE, Bob	Roger Williams	Offensive Line	2011
ZEMAN, Bob	Wisconsin	Defensive Backfield/Linebackers	1971-77, 1984-86

ALL-TIME POSTSEASON GAMES

WON 25, LOST 19

Date	Opponent	Result	Score	Attendance
December 31, 1967.....	Houston Oilers (AFL Championship)	W	40-7	53,330
January 14, 1968.....	Green Bay (SB II in Miami)	L	14-33	75,546
December 22, 1968.....	Kansas City (AFL Playoff)	W	41-6	53,357
December 29, 1968.....	at N.Y. Jets (AFL Championship)	L	23-27	62,627
December 21, 1969.....	Houston Oilers (AFL Playoff)	W	56-7	53,539
January 4, 1970.....	Kansas City (AFL Championship)	L	7-17	54,544
December 27, 1970.....	Miami (AFC Playoff)	W	21-14	54,401
January 3, 1971.....	at Baltimore Colts (AFC Championship)	L	17-27	56,368
December 23, 1972.....	at Pittsburgh (AFC Playoff)	L	7-13	50,350
December 22, 1973.....	Pittsburgh (AFC Playoff)	W	33-14	53,662
December 30, 1973.....	at Miami (AFC Championship)	L	10-27	80,047
December 21, 1974.....	Miami (AFC Playoff)	W	28-26	54,020
December 29, 1974.....	Pittsburgh (AFC Championship)	L	13-24	54,004
December 28, 1975.....	Cincinnati (AFC Playoff)	W	31-28	53,994
January 4, 1976.....	at Pittsburgh (AFC Championship)	L	10-16	49,103
December 18, 1976.....	New England (AFC Playoff)	W	24-21	54,037
December 26, 1976.....	Pittsburgh (AFC Championship)	W	24-7	53,821
January 9, 1977.....	Minnesota (SB XI in Pasadena)	W	32-14	103,424
December 24, 1977.....	at Baltimore Colts (AFC Playoff)	W	37-31 (2 OT)	60,763
January 1, 1978.....	at Denver (AFC Championship)	L	17-20	75,044
December 28, 1980.....	Houston Oilers (AFC Wild Card)	W	27-7	54,539
January 4, 1981.....	at Cleveland (AFC Divisional)	W	14-12	79,473
January 11, 1981.....	at San Diego (AFC Championship)	W	34-27	52,675
January 25, 1981.....	Philadelphia (SB XV in New Orleans)	W	27-10	75,500
January 8, 1983.....	Cleveland (AFC Playoff, Round 1)	W	27-10	57,246
January 15, 1983.....	N.Y. Jets (AFC Playoff, Round 2)	L	14-17	90,688
January 1, 1984.....	Pittsburgh (AFC Divisional)	W	38-10	92,434
January 8, 1984.....	Seattle (AFC Championship)	W	30-14	92,335
January 22, 1984.....	Washington (SB XVIII in Tampa)	W	38-9	72,920
December 22, 1984.....	at Seattle (AFC Wild Card)	L	7-13	64,910
January 5, 1986.....	New England (AFC Divisional)	L	20-27	89,289
January 13, 1991.....	Cincinnati (AFC Divisional)	W	20-10	92,488
January 20, 1991.....	at Buffalo (AFC Championship)	L	3-51	80,632
December 28, 1991.....	at Kansas City (AFC Wild Card)	L	6-10	77,191
January 9, 1994.....	Denver (AFC Wild Card)	W	42-24	67,800
January 15, 1994.....	at Buffalo (AFC Divisional)	L	23-29	80,290
January 6, 2001.....	Miami (AFC Divisional)	W	27-0	61,998
January 14, 2001.....	Baltimore (AFC Championship)	L	3-16	62,784
January 12, 2002.....	N.Y. Jets (AFC Wild Card)	W	38-24	61,503
January 19, 2002.....	at New England (AFC Divisional)	W	13-16 (OT)	60,292
January 12, 2003.....	N.Y. Jets (AFC Divisional)	L	30-10	62,207
January 19, 2003.....	Tennessee (AFC Championship)	W	41-24	62,544
January 26, 2003.....	Tampa Bay (SB XXXVII in San Diego)	L	21-48	67,603
January 7, 2017.....	at Houston (AFC Wild Card)	L	14-27	71,790



1974 AFC Playoff ("Sea of Hands")

SUPER BOWLS

SUPER BOWL II

Miami Orange Bowl; Sunday, Jan. 14, 1968; Attendance: 75,546; Time: 2:34 PM PST; Weather: 68°F; partly cloudy, 52% humidity, wind W 14 mph

The Raiders stormed into Super Bowl II after claiming the club's first-ever American Football League championship with a 40-7 romp over the Houston Oilers on Dec. 31, 1967. The Raiders mounted a spirited challenge to the Green Bay Packers, the defending Super Bowl champions, but ultimately fell short in Miami, 33-14.

In a game that drew the first \$3 million gate in football history, the Bart Starr-led Packers jumped out to a 13-0 lead in the second quarter after a 62-yard touchdown reception by Boyd Dowler. The Raiders cut into the lead with a 23-yard touchdown pass from Daryle Lamonica to Bill Miller, the first of two touchdown receptions on the day for the wide receiver, who played collegiately at the University of Miami.

Down 16-7 entering the second half, the Raiders were unable to contain a Packers offense that added a 2-yard touchdown run by Donny Anderson and Don Chandler's fourth field goal of the day, in the third quarter. Herb Adderley's 60-yard interception return for a touchdown on a fourth-quarter Lamonica pass sealed the Packers victory. Lamonica connected with Miller for a 23-yard Oakland touchdown late in the final period.

Starr earned the game's MVP honors after completing 13-of-24 passes for 202 yards and one touchdown. Miller hauled in a game-high five passes for 84 yards and two touchdowns to lead the Raiders.



	RAIDERS	PACKERS
TOTAL FIRST DOWNS	16	19
By Rushing	5	11
By Passing	10	7
By Penalty	1	1
THIRD-DOWN EFFICIENCY	3-11-27%	5-16-31%
FOURTH-DOWN EFFICIENCY	0-0-0%	1-1-100%
TOTAL NET YARDS	293	322
Total Offensive Plays	57	69
Average gain per offensive play	5.1	4.7
NET YARDS RUSHING	107	160
Total Rushing Plays	20	41
Average gain per rushing play	5.4	3.9
NET YARDS PASSING	186	162
Times thrown — yards lost att. to pass	3-22	4-40
Gross yards passing	208	202
PASS ATT-COMP-INT	34-15-1	24-13-0
Average gain per pass play	5.6	5.8
PUNTS Number and Average	6-44.0	6-39.0
TOTAL RETURN YARDS (not inc. kickoffs)	12	95
No. and Yards Punt Returns	3-12	5-35
No. and Yards Kickoff Returns	7-127	3-49
No. and Yards Interception Returns	0-0	1-60
PENALTIES Numbers and Yards	4-31	1-12
FUMBLES Numbers and Lost	3-2	0-0
EXTRA POINTS Made-Attempts	2-2	3-3
FIELD GOALS Made-Attempts	0-1	4-4
SAFETIES	0	0
FINAL SCORE	14	33

SCORING SUMMARY

TM	QTR	TIME	PLAY DESCRIPTION	GB	OAK
GB	1	9:53	D. Chandler 39 yd. Field Goal (10-34, 4:01)	3	0
GB	2	11:52	D. Chandler 20 yd. Field Goal (17-84, 8:40)	6	0
GB	2	10:50	B. Dowler 62 yd. pass from B. Starr (D. Chandler kick) (1-62, 0:11)	13	0
OAK	2	6:15	B. Miller 23 yd. pass from D. Lamonica (G. Blanda kick) (9-78, 4:20)	13	7
GB	2	0:01	D. Chandler 43 yd. Field Goal (4-9, 0:19)	16	7
GB	3	5:54	D. Anderson 2 yd. run (D. Chandler kick) (11-82, 4:41)	23	7
GB	3	0:02	D. Chandler 31 yd. Field Goal (9-37, 4:47)	26	7
GB	4	11:03	H. Adderley 60 yd. interception return (D. Chandler kick)	33	7
OAK	4	9:13	B. Miller 23 yd. pass from D. Lamonica (G. Blanda kick) (4-74, 1:35)	33	14

SCORE BY QUARTER

	1	2	3	4	OT	F
GREEN BAY	3	13	10	7	—	33
OAKLAND	0	7	0	7	—	14

OAKLAND RAIDERS

RUSHING	Att	Yds	Avg	Lg	TD	
H. Dixon	12	54	4.5	15	0	
L. Todd	2	37	18.5	32	0	
P. Banaszak	6	16	2.7	5	0	
Total	20	107	5.4	32	0	
PASSING	Att	Cm	Yds	TD	Lg	In
D. Lamonica	34	15	208	2	41	1
Total	34	15	208	2	41	1
RECEIVING	No	Yds	Avg	Lg	TD	
B. Miller	5	84	16.8	23T	2	
P. Banaszak	4	69	17.3	41	0	
B. Cannon	2	25	12.5	15	0	
F. Biletnikoff	2	10	5.0	6	0	
H. Dixon	1	3	3.0	3	0	
W. Wells	1	17	17.0	17	0	
Total	15	208	13.9	41	2	
INTERCEPTIONS	No	Yds	Avg	Lg	TD	
Total	—	—	—	—	—	
PUNT RETURNS	No	Yds	Avg	FC	Lg	TD
R. Bird	2	12	6.0	1	12	0
W. Wells	1	0	0.0	0	0	0
Total	3	12	4.0	1	12	0
KICK RETURNS	No	Yds	Avg	Lg	TD	
L. Todd	3	63	21.0	23	0	
D. Grayson	3	61	20.3	25	0	
W. Hawkins	1	3	3.0	3	0	
Total	7	127	18.1	25	0	

GREEN BAY PACKERS

RUSHING	Att	Yds	Avg	Lg	TD	
B. Wilson	17	62	3.6	13	0	
D. Anderson	14	48	3.4	8	1	
T. Williams	8	36	4.5	18	0	
B. Starr	1	14	14.0	14	0	
C. Mercein	1	0	0.0	0	0	
Total	41	160	3.9	18	1	
PASSING	Att	Cm	Yds	TD	Lg	In
B. Starr	24	13	202	1	62	0
Total	24	13	202	1	62	0
RECEIVING	No	Yds	Avg	Lg	TD	
C. Dale	4	43	10.8	17	0	
M. Fleming	4	35	8.8	11	0	
B. Dowler	2	71	35.5	62T	1	
D. Anderson	2	18	9.0	12	0	
M. McGee	1	35	35.0	35	0	
Total	13	202	15.5	62T	1	
INTERCEPTIONS	No	Yds	Avg	Lg	TD	
H. Adderley	1	60	60.0	60T	1	
Total	1	60	60.0	60T	1	
PUNT RETURNS	No	Yds	Avg	FC	Lg	TD
W. Wood	5	50	10.0	0	31	0
Total	5	50	10.0	0	31	0
KICK RETURNS	No	Yds	Avg	Lg	TD	
H. Adderley	1	24	24.0	24	0	
T. Williams	1	18	18.0	18	0	
T. Crutcher	1	7	7.0	7	0	
Total	3	49	16.3	24	0	

RAIDERS STARTERS

OFFENSE	DEFENSE
C 00 J. Otto	DT 53 D. Birdwell
G 65 W. Hawkins	DT 74 T. Keating
G 63 E. Upshaw	DE 83 B. Davidson
T 79 H. Schuh	DE 77 I. Lassiter
T 76 B. Svihus	OLB42 B. Laskay
TE 33 B. Cannon	LB 34 G. Otto
WR25 F. Biletnikoff	LB 55 D. Connors
WR 89 B. Miller	CB 24 W. Brown
RB 40 P. Banaszak	CB 77 K. McCloghnan
RB 35 H. Dixon	FS 29 H. Williams
QB 3 D. Lamonica	SS 20 W. Powers

PACKERS STARTERS

OFFENSE	DEFENSE
C 57 K. Bowman	DT 74 H. Jordan
G 68 G. Gillingham	DT 77 R. Kostelnik
G 64 J. Kramer	DE 82 L. Aldridge
T 75 F. Gregg	DE 87 W. Davis
T 76 B. Skoronski	OLB60 L. Caffey
TE 81 M. Fleming	OLB89 D. Robinson
WR84 C. Dale	MLB 66 R. Nitschke
WR 86 B. Dowler	CB 26 H. Adderley
RB 44 D. Anderson	CB 21 B. Jeter
RB 36 B. Wilson	FS 24 W. Wood
QB 15 B. Starr	SS 40 T. Brown

SUPER BOWLS

SUPER BOWL XXXVII

Qualcomm Stadium; Sunday, Jan. 26, 2003; Attendance: 67,603; Time: 3:50 PM PST; Weather: 81°F; sunny, 21% humidity, wind WSW 8 mph

After three seasons of knocking on the door, the 2002 Raiders broke through to earn a place in the Super Bowl for the fifth time in franchise history. Led by NFL Most Valuable Player Rich Gannon, the Silver and Black claimed a third-straight AFC West title in 2002, and dispatched the Tennessee Titans in the AFC Championship Game, 41-24, in dominating fashion. The team's ultimate goal of a fourth Super Bowl title would prove elusive, however, as the Raiders fell to the Tampa Bay Buccaneers in Super Bowl XXXVII in San Diego, 48-21.

The Raiders got on the board first, capitalizing on a Charles Woodson interception on the game's first possession and getting a 40-yard field goal from Sebastian Janikowski. The score would be the last until late in the third quarter for the Raiders, as the Buccaneers reeled off 34 unanswered points to build a large lead.

The Silver and Black got back into the game with three touchdowns in the second half. Gannon connected with Jerry Porter and Jerry Rice on touchdown passes of 39 and 48 yards, respectively, and Eric Johnson returned a blocked punt 13 yards for a score to move the Raiders to within two scores at 34-21 in the fourth quarter.

Tampa Bay halted any chance of a Raider comeback with two interception returns for touchdowns in the fourth quarter, one by Derrick Brooks for 44 yards and one by Dwight Smith on a tipped pass for 50 yards.

	RAIDERS	BUCS
TOTAL FIRST DOWNS	11	24
By Rushing	1	6
By Passing	9	15
By Penalty	1	3
THIRD-DOWN EFFICIENCY	7-16-44%	6-15-40%
FOURTH-DOWN EFFICIENCY	0-0-0%	0-1-0%
TOTAL NET YARDS	269	365
Total Offensive Plays	60	76
Average gain per offensive play	4.5	4.8
NET YARDS RUSHING	19	150
Total Rushing Plays	11	42
Average gain per rushing play	1.7	3.6
NET YARDS PASSING	250	215
Times thrown - yards lost att. to pass	5-22	0-0
Gross yards passing	272	215
PASS ATT-COMP-INT	44-24-5	34-18-1
Average gain per pass play	5.1	6.3
PUNTS Number and Average	5-1.1	9-0.0
TOTAL RETURN YARDS (not inc. kickoffs)	41	197
No. and Yards Punt Returns	3-29	1-25
No. and Yards Kickoff Returns	9-149	4-90
No. and Yards Interception Returns	1-12	5-172
PENALTIES Numbers and Yards	7-51	5-41
FUMBLES Numbers and Lost	1-0	1-0
EXTRA POINTS Made-Attempts	0-3	6-6
FIELD GOALS Made-Attempts	1-1	2-2
SAFETIES	0	0
FINAL SCORE	21	48

SCORING SUMMARY

TM	QTR	TIME	PLAY DESCRIPTION	OAK	TB
OAK	1	10:40	S. Janikowski 40 yd. Field Goal (7-14, 2:55)	3	0
TB	1	7:51	M. Gramatica 31 yd. Field Goal (9-58, 2:49)	3	3
TB	2	11:16	M. Gramatica 43 yd. Field Goal (9-26, 3:53)	3	6
TB	2	6:24	M. Alstott 2 yd. run (M. Gramatica kick) (4-27, 2:02)	3	13
TB	2	0:30	K. McCardell 5 yd. pass from B. Johnson (M. Gramatica kick)	3	20
TB	3	5:30	K. McCardell 8 yd. pass from B. Johnson (M. Gramatica kick)	3	27
TB	3	4:47	D. Smith 44 yd. interception return (M. Gramatica kick)	3	34
OAK	3	2:14	J. Porter 39 yd. pass from R. Gannon (pass failed) (8-82, 2:33)	9	34
OAK	4	14:16	E. Johnson 13 yd. return of blocked punt (pass failed)	15	34
OAK	4	6:06	J. Rice 48 yd. pass from R. Gannon (pass failed) (8-78, 2:56)	21	34
TB	4	1:18	D. Brooks 44 yd. interception return (M. Gramatica kick)	21	41
TB	4	0:02	D. Smith 50 yd. interception return (M. Gramatica kick)	21	48

SCORE BY QUARTER

	1	2	3	4	OT	TOTAL
OAKLAND	3	0	6	12	-	21
TAMPA BAY	3	17	14	14	-	48

OAKLAND RAIDERS

RUSHING						
Att	Yds	Avg	Lg	TD		
C. Garner	7	10	1.4	4	0	
Z. Crockett	2	6	3.0	4	0	
R. Gannon	2	3	1.5	2	0	
Total	11	19	1.7	4	0	
PASSING						
Att	Cm	Yds	TD	Lg	In	
R. Gannon	44	24	272	2	48t	5
Total	44	24	272	2	48t	5
RECEIVING						
No	Yds	Avg	Lg	TD		
C. Garner	7	51	7.3	9	0	
J. Rice	5	77	15.4	48t	1	
D. Jolley	5	59	11.8	25	0	
J. Porter	4	62	15.5	39t	1	
T. Brown	1	9	9.0	9	0	
J. Ritchie	1	7	7.0	7	0	
T. Wheatley	1	7	7.0	7	0	
Total	24	272	11.3	48t	2	
INTERCEPTIONS						
No	Yds	Avg	Lg	TD		
C. Woodson	1	12	12.0	12	0	
Total	1	12	12.0	12	0	
PUNT RETURNS						
No	Yds	Avg	FC	Lg	TD	
D. Gordon	3	29	9.7	0	17	0
T. Brown	0	0	0.0	1	0	0
Total	3	29	9.7	1	17	0
KICK RETURNS						
No	Yds	Avg	Lg	TD		
M. Knight	8	143	17.9	29	0	
C. Cooper	1	6	6.0	6	0	
Total	9	149	16.6	29	0	

TAMPA BAY BUCCANEERS

RUSHING						
Att	Yds	Avg	Lg	TD		
M. Pittman	29	124	4.3	24	0	
M. Alstott	10	15	1.5	5	1	
B. Johnson	1	10	10.0	10	0	
A. Stecker	1	1	1.0	1	0	
T. Tupa	1	0	0.0	0	0	
Total	42	150	3.6	24	1	
PASSING						
Att	Cm	Yds	TD	Lg	In	
B. Johnson	34	18	215	2	33	1
Total	34	18	215	2	33	1
RECEIVING						
No	Yds	Avg	Lg	TD		
K. Johnson	6	69	11.5	18	0	
M. Alstott	5	43	8.6	16	0	
J. Jurewicz	4	78	19.5	33	0	
K. McCardell	2	13	6.5	8t	2	
K. Dilger	1	12	12.0	12	0	
Total	18	215	11.9	33	2	
INTERCEPTIONS						
No	Yds	Avg	Lg	TD		
D. Smith	2	94	47.0	50t	2	
D. Jackson	2	34	17.0	25	0	
D. Brooks	1	44	44.0	44t	1	
Total	18	215	11.9	50t	2	
PUNT RETURNS						
No	Yds	Avg	FC	Lg	TD	
K. Williams	1	25	25.0	4	25	0
Total	1	25	25.0	4	25	0
KICK RETURNS						
No	Yds	Avg	Lg	TD		
A. Stecker	3	67	22.3	27	0	
D. Smith	1	23	23.0	23	0	
[TOUCHBACK]	1	0	0.0	-	0	
Total	4	90	22.5	27	0	

RAIDERS STARTERS

OFFENSE		DEFENSE	
C	62 A. Treu	DT	95 S. Adams
LG	73 F. Middleton	DT	97 J. Parrella
RG	79 M. Collins	DE	99 D. Grant
LB	65 B. Sims	DE	91 R. Upshaw
RT	72 L. Kennedy	LB	53 B. Romanowski
TE	88 D. Jolley	LB	50 E. Barton
WR	81 T. Brown	LB	58 N. Harris
WR	80 J. Rice	CB	24 C. Woodson
WR	84 J. Porter	CB	20 T. James
RB	25 C. Garner	FB	26 R. Woodson
QB	12 R. Gannon	SS	33 A. Dorsett

BUCCANEERS STARTERS

OFFENSE		DEFENSE	
C	62 J. Christy	DT	99 W. Sapp
LG	71 K. Jenkins	NT	91 C. Darby
RG	60 C. Coleman	LE	94 G. Spires
LT	72 R. Oben	RE	97 S. Rice
RT	68 K. Walker	DB	26 D. Smith
TE	85 K. Dilger	LB	53 S. Quarles
WR	19 K. Johnson	LB	55 D. Brooks
WR	87 K. McCardell	CB	25 B. Kelly
RB	32 M. Pittman	CB	20 R. Barber
FB	40 M. Alstott	FS	34 D. Jackson
QB	14 B. Johnson	SS	47 J. Lynch

RAIDERS 40, HOUSTON OILERS 7

1967 AFL Championship

Dec. 31, 1967 at Oakland-Alameda County Coliseum; Oakland, Calif.

The Raiders made a splash in the organization's first-ever postseason contest, posting an emphatic 40-7 victory over Houston in front of 53,330 fans at Oakland-Alameda County Coliseum.

Fullbacks Pete Banaszak (15-116) and Hewritt Dixon (21-144) each topped 100 yards on the ground and quarterback Daryle Lamonica tossed a pair of touchdown passes and rushed for an additional score in the rout. Veteran kicker George Blanda added four field goals for Oakland.

Following a tight first period, Dixon got the Raiders into the endzone with a 69-yard touchdown scamper around left end in the second quarter. Blanda set up for a field-goal attempt on fourth-and-1 later in the frame, but Lamonica took the snap and connected with tight end Dave Kocourek for a 17-yard touchdown pass to give the Raiders a 17-0 lead at the half.

In the third quarter, Lamonica's 1-yard dive and the second of Blanda's four field goals gave Oakland an insurmountable 27-0 lead. Two more Blanda field goals and a 12-yard touchdown pass from Lamonica to wide receiver Bill Miller in the fourth period closed out the scoring for the day for Oakland, earning for the Raiders the right to represent the American Football League in the second AFL-NFL Championship.

	1	2	3	4	F
Houston Oilers	0	0	0	7	7
Raiders	3	14	10	13	40

- OAK - Blanda 37 yd. FG
- OAK - Dixon 69 yd. run (Blanda kick)
- OAK - Kocourek 17 yd. pass from Lamonica (Blanda kick)
- OAK - Lamonica 1 yd. run (Blanda kick)
- OAK - Blanda 40 yd. FG
- OAK - Blanda 42 yd. FG
- HOU - Frazier 5 yd. pass from Beathard (Wittenborn kick)
- OAK - Blanda 36 yd. FG
- OAK - Miller 12 yd. pass from Lamonica (Blanda kick)



RAIDERS 41, KANSAS CITY 6

1968 AFL Playoff

Dec. 22, 1968 at Oakland-Alameda County Coliseum; Oakland, Calif.

Deadlocked atop the AFL Western Division standings with identical 12-2 records, the Raiders and Chiefs met in a playoff contest to determine the New York Jets' opponent in the 1968 AFL Championship Game. Oakland used a devastating air attack behind quarterback Daryle Lamonica and receivers Fred Biletnikoff and Warren Wells to hand Kansas City a 41-6 defeat and book a date with Joe Namath's Jets for a shot at the team's second straight AFL title.

Lamonica lived up to his "Mad Bomber" moniker, passing for 347 yards on 19 completions with five touchdowns on the day. All of Lamonica's scoring tosses went to either Biletnikoff (7-180-3) or Wells (4-93-2), while an opportunistic Raider defense picked off Chiefs quarterback Len Dawson four times in the decisive victory.

Oakland jumped out to a 21-0 lead in the first quarter following two touchdown passes from Lamonica to Biletnikoff and an additional scoring toss to Wells. The Chiefs got into the action with a pair of Jan Stenerud field goals in the second quarter, but a 54-yard pass on a third-and-8 play for Biletnikoff's third scoring catch gave the Raiders a 28-6 advantage at the half.

Following a scoreless third period, Lamonica hooked up with Wells for a 35-yard touchdown pass in the fourth quarter to extend the Oakland lead. Wells' second touchdown of the day and a pair of George Blanda field goals following interceptions by defensive backs Willie Brown and Nemiah Wilson sealed the victory for the Silver and Black.

	1	2	3	4	F
Kansas City	0	6	0	0	6
Raiders	21	7	0	13	41

- OAK - Biletnikoff 24 yd. pass from Lamonica (Blanda kick)
- OAK - Wells 23 yd. pass from Lamonica (Blanda kick)
- OAK - Biletnikoff 44 yd. pass from Lamonica (Blanda kick)
- KC - Stenerud 10 yd. FG
- KC - Stenerud 8 yd. FG
- OAK - Biletnikoff 54 yd. pass from Lamonica (Blanda kick)
- OAK - Wells 35 yd. pass from Lamonica (Blanda kick)
- OAK - Blanda 41 yd. FG
- OAK - Blanda 40 yd. FG



PLAYOFF HISTORY

NEW YORK JETS 27, RAIDERS 23

1968 AFL Championship

Dec. 29, 1968 at Shea Stadium; Flushing Meadows, N.Y.

Just six weeks after the two teams met in the famed "Heidi Game," the Raiders' quest for a second straight AFL title came to an end as Joe Namath's 6-yard touchdown pass to receiver Don Maynard with just under eight minutes remaining in regulation lifted the Jets to a 27-23 win in a back-and-forth struggle.

Oakland quarterback Daryle Lamonica posted a second prolific passing performance in as many weeks, completing 20-of-47 attempts for a franchise-record 401 yards and one touchdown. Fred Biletnikoff hauled in seven passes for 190 yards and one touchdown to lead all receivers.

After surrendering 10 points in the first quarter, a 29-yard scoring pass from Lamonica to Biletnikoff and a George Blanda field goal trimmed the New York lead to 13-10 entering the half. Blanda tied the score with a 9-yard field goal midway through the third period, but the Jets took the lead once again by way of a 20-yard pass from Namath to Pete Lammons, setting up a wildly entertaining fourth quarter.

Blanda's third field goal of the day, a 20-yarder, cut the lead to four points in the final period and rookie defensive back George Atkinson picked off a Namath pass and returned it to New York's 5-yard line on the ensuing possession. Fullback Pete Banaszak barreled into the end zone on the very next play, giving the Raiders their first lead of the game.

The Jets came back with a three-play scoring drive, culminating in Namath's touchdown pass to Maynard after the two had hooked up for a 52-yard gain on the previous play. Lamonica took the Raiders deep into scoring range on two more fourth-quarter drives, the second of which ended on an incomplete swing pass intended for Charlie Smith that was ruled a lateral and recovered by the Jets.

	1	2	3	4	F
Raiders	0	10	3	10	23
NY Jets	10	3	7	7	27

NYJ - Maynard 14 yd. pass from Namath (Turner kick)

NYJ - Turner 33 yd. FG

OAK - Biletnikoff 29 yd. pass from Lamonica (Blanda kick)

NYJ - Turner 36 yd. FG

OAK - Blanda 26 yd. FG

OAK - Blanda 9 yd. FG

NYJ - Lammons 20 yd. pass from Namath (Turner kick)

OAK - Blanda 20 yd. FG

OAK - Banaszak 5 yd. run (Blanda kick)

NYJ - Maynard 6 yd. pass from Namath (Turner kick)



RAIDERS 56, HOUSTON OILERS 7

1969 AFL Divisional Playoff

Dec. 21, 1969 at Oakland-Alameda County Coliseum; Oakland, Calif.

Quarterback Daryle Lamonica, in perhaps his finest hour as a pro, set a single-game playoff record with six touchdown passes to lead the Silver and Black to a swift and decisive 56-7 victory over the visiting Houston Oilers in an AFL Divisional Playoff.

Under the direction of first-year head coach John Madden, a quick-strike offense and a smothering defense paced the Raiders to 28 first-quarter points. On the team's second possession, Lamonica connected with running back Larry Todd for a 40-yard completion, setting up a 13-yard scoring pass to receiver Fred Biletnikoff. On the ensuing possession, defensive back George Atkinson picked off a pass from Houston quarterback Pete Beathard and returned it 57 yards for a touchdown, staking the Raiders to a 14-0 advantage.

The Raider defense struck again on the Oilers' next series, as lineman Carleton Oats recovered a fumble on a first-down play. The turnover set up another scoring strike, with Lamonica finding receiver Rod Sherman for a 24-yard score. Another Oiler fumble, this time by Beathard on a first-down snap, set up an immediate 31-yard scoring pass from Lamonica to Biletnikoff.

Oakland's offense continued to fire on all cylinders in the second quarter, as Lamonica hooked up with running back Charlie Smith for a 60-yard touchdown catch-and-run to make the score 35-0.

Third-quarter touchdown passes to Sherman and tight end Billy Cannon gave Lamonica the record and effectively put the game out of reach for Houston. A late fourth-quarter touchdown pass from Beathard was equaled by a 4-yard touchdown run from fullback Marv Hubbard to round out the scoring.

Lamonica's touchdown bounty established the single-game playoff standard, and has been matched only twice since his record-setting day. As a team, the win over Houston remains the highest playoff point total and largest postseason margin of victory in franchise history.

	1	2	3	4	F
Houston Oilers	0	0	0	7	7
Raiders	28	7	14	7	56

OAK - Biletnikoff 13 yd. pass from Lamonica (Blanda kick)

OAK - Atkinson 57 yd. interception return (Blanda kick)

OAK - Sherman 24 yd. pass from Lamonica (Blanda kick)

OAK - Biletnikoff 31 yd. pass from Lamonica (Blanda kick)


OAK - C. Smith 60 yd. pass from Lamonica (Blanda kick)

OAK - Sherman 23 yd. pass from Lamonica (Blanda kick)

OAK - Cannon 3 yd. pass from Lamonica (Blanda kick)

HOU - Reed 8 yd. pass from Beathard (Gerela kick)

OAK - Hubbard 4 yd. run (Blanda kick)



KANSAS CITY 17, RAIDERS 7

1969 AFL Championship

Jan. 4, 1970 at Oakland-Alameda County Coliseum; Oakland, Calif.

The final American Football League Championship fittingly took place in Oakland, as the Raiders had come to dominate the AFL's Western Division, advancing to the championship contest for the third straight season.

A stifling Kansas City defense and a balanced offense led by quarterback Len Dawson conspired to derail the Raiders' attempt for a second AFL title in three seasons. The Chiefs' defense harassed Oakland quarterbacks Daryle Lamonica and George Blanda, forcing the signal-callers to throw four interceptions. Despite the best efforts of running back Charlie Smith, who totaled eight catches for 86 yards and rushed for the Raiders' lone touchdown, the high-flying Oakland offense was limited to its lowest point total of the season.

Smith got the Raiders on the scoreboard first, scampering in around left end from three yards out to cap a 66-yard drive at the end of the first quarter. The Chiefs leveled the score behind a 1-yard scoring plunge by running back Wendell Hayes, and the teams entered the half tied at seven.

Blanda entered the contest at quarterback for Lamonica, who sustained a hand injury, in the third quarter but was picked off deep in Kansas City territory. The Chiefs capitalized on the ensuing possession, marching 94 yards on a drive that culminated in a 5-yard touchdown run by running back Robert Holmes.

Back in the huddle, Lamonica and the Raiders attempted to even the score, but the dinged-up quarterback was picked off on three straight possessions in the fourth quarter. A Jan Stenerud field goal capped the scoring for Kansas City, which came away with the upset victory in Oakland.

	1	2	3	4	F
Kansas City	0	7	7	3	17
Raiders	7	0	0	0	7

OAK - C. Smith 3 yd. run (Blanda kick)

KC - Hayes 1 yd. run (Stenerud kick)

KC - Holmes 5 yd. run (Stenerud kick)

KC - Stenerud 22 yd. FG



RAIDERS 21, MIAMI 14

1970 AFC Divisional Playoff

Dec. 27, 1970 at Oakland-Alameda County Coliseum; Oakland, Calif.

The Raiders spoiled Miami's postseason debut on a muddy Coliseum field, using an opportunistic passing attack to upend the upstart Dolphins. Quarterback Daryle Lamonica tossed two touchdown passes and defensive back Willie Brown's 50-yard interception return for a touchdown earned the Raiders a spot in the first AFC Championship game with the 21-14 win.

Miami struck first, as quarterback Bob Griese found receiver Paul Warfield in the end zone for a 16-yard touchdown pass in the second quarter. Oakland pulled even near the half, as Lamonica connected with receiver Fred Biletnikoff for a 22-yard score with 1:50 left on the clock.

Oakland drove to the Miami 2-yard line on the opening possession of the third quarter, but a fumble by running back Charlie Smith was recovered by safety Jake Scott. The Dolphins drove to their own 38-yard line but a Griese pass intended for Warfield was picked off by Brown and returned half the length of the field for a score.

Following a missed Miami field-goal attempt early in the fourth quarter, Lamonica unleashed an 82-yard touchdown pass to receiver Rod Sherman with 9:34 left to play, extending the Raider lead. Griese led the Dolphins to within one score with a 7-yard scoring toss to Willie Richardson, but the Oakland defense held firm on Miami's following possession to close out the victory.

	1	2	3	4	F
Miami	0	7	0	7	14
Raiders	0	7	7	7	21


MIA - Warfield 16 yd. pass from Griese (Yepremian kick)

OAK - Biletnikoff 22 yd. pass from Lamonica (Blanda kick)

OAK - Brown 50 yd. interception return (Blanda kick)

OAK - Sherman 82 yd. pass from Lamonica (Blanda kick)

MIA - Richardson 7 yd. pass from Griese (Yepremian kick)



PLAYOFF HISTORY

BALTIMORE COLTS 27, RAIDERS 17

1970 AFC Championship

Jan. 3, 1971 at Memorial Stadium; Baltimore, Md.

The Silver and Black fell short of a Super Bowl berth for the third straight season, falling to Baltimore on a barren Memorial Stadium field in the first AFC Championship game, 27-17.

The matchup between Oakland, owners of the league's top offense, and the Colts, who were led by legendary signal-caller Johnny Unitas, made for a most compelling championship battle that was dubbed the "Duel in the Dust" by NFL Films.

The Baltimore defense immediately posed problems for quarterback Daryle Lamonica, and the Raider offense stalled in the first quarter, failing to record a first down. Rookie kicker Jim O'Brien gave the Colts the lead midway through the opening frame, booting a 16-yard field goal.

Oakland drove into Colts territory early in the second period but Lamonica was sacked by Bubba Smith, forcing the quarterback to leave the game due to injury. Grizzled veteran George Blanda was called into action once again, looking to spark the Raiders to victory as he had over a remarkable five-game stretch during the regular season. After a 2-yard touchdown plunge by rookie running back Norm Bulaich put the Colts up 10-0, the Raiders drove into Colts territory and Blanda put Oakland on the board with a 48-yard field goal.

Blanda quickly drew the Raiders level in the third quarter, piloting the half's opening drive and connecting with receiver Fred Biletnikoff for a 38-yard touchdown pass. The Colts answered immediately with a field goal and took a commanding lead at the end of the period on Bulaich's second rushing touchdown of the day, an expertly-blocked 11-yard scamper around left end.

The Raiders pulled to within three points on their first drive of the fourth period. Blanda hit Warren Wells for a 15-yard touchdown, part of a five-catch, 108-yard day for the deep-threat receiver. Matching Blanda blow-for-blow was the immeasurable Unitas, who promptly tossed a 68-yard scoring strike to receiver Ray Perkins to bring the Colts' lead back to 10 points.

Blanda's magic could not rally the Raiders again, however, as two of the team's final four possessions resulted in interceptions deep in Baltimore territory and the Colts advanced to Super Bowl V.

	1	2	3	4	F
Raiders	0	3	7	7	17
Baltimore Colts	3	7	10	7	27

BAL - O'Brien 16 yd. FG
 BAL - Bulaich 2 yd. run (O'Brien kick)
 OAK - Blanda 48 yard yd. FG
 OAK - Biletnikoff 38 yd. pass from Blanda (Blanda kick)
 BAL - O'Brien 23 yd. FG
 BAL - Bulaich 11 yd. run (O'Brien kick)
 OAK - Wells 15 yd. pass from Blanda (Blanda kick)
 BAL - Perkins 68 yd. pass from Unitas (O'Brien kick)



PITTSBURGH 13, RAIDERS 7

1972 AFC Divisional Playoff

Dec. 23, 1972 at Three Rivers Stadium; Pittsburgh, Pa.

What many have referred to as the greatest and most controversial play of all-time, "The Immaculate Reception," decided an AFC Playoff tilt between the Raiders and Steelers, setting the stage for numerous postseason battles between the two elite teams during the 1970s.

Oakland, returning to the postseason after a one-year hiatus, nursed a 7-6 advantage in a physical contest, and the Steelers were facing a fourth-and-10 as time wound down in regulation. Quarterback Terry Bradshaw's pass, intended for running back Frenchy Fuqua, ricocheted back toward the line of scrimmage and was scooped up by running back Franco Harris, who rumbled 60 yards into the end zone. The pass was deemed by officials to have been deflected by a defender, Raider safety Jack Tatum, and ruled a reception and touchdown in what remains one of the most controversial plays in NFL history.

All of the scoring came in the second half, with defense dominating the first two quarters on both sides. Quarterback Daryle Lamonica was intercepted on Oakland's first drive and a fumble by running back Marv Hubbard put the Raider defense on short fields, but the unit held strong on both occasions and halftime came with no score for either team.


The Steelers, making the organization's first postseason appearance in a decade, struck first with a Roy Gerela field goal early in the third quarter. The Raider offense could not get on track against the "Steel Curtain" defense, and Lamonica was removed in favor of Ken Stabler after throwing a fourth-quarter interception.

Pittsburgh tacked on a 29-yard field goal by Gerela with less than four minutes left in regulation and Stabler assumed the controls from the Raider 20-yard line with 3:42 left on the clock. "The Snake" converted a fourth-down play and connected with four different receivers to move the ball to the Pittsburgh 30-yard line. From there Stabler, almost stopped in the backfield, circled left and darted untouched into the end zone to give the Silver and Black their first lead of the day.

On the Steelers' final possession, Bradshaw moved the offense to the 40-yard line but stalled out there, setting up the controversial play that is still debated to this day.

	1	2	3	4	F
Raiders	0	0	0	7	7
Pittsburgh	0	0	3	10	13

PIT - Gerela 18 yd. FG
 PIT - Gerela 29 yd. FG
 OAK - Stabler 30 yd. run (Blanda kick)
 PIT - Harris 60 yd. pass from Bradshaw (Gerela kick)



RAIDERS 33, PITTSBURGH 14

1973 AFC Divisional Playoff

Dec. 22, 1973 at Oakland-Alameda County Coliseum; Oakland, Calif.

A pair of Marv Hubbard touchdown plunges and four George Blanda field goals helped the Raiders exact a measure of revenge for the previous season's "Immaculate Reception" game with a 33-14 win over Pittsburgh.

Quarterback Ken Stabler's precision passing coupled with a versatile running game, which generated 232 yards on 55 carries, cut through Pittsburgh's "Steel Curtain" defense, while a smothering defense limited running back Franco Harris to just 29 yards on the ground and forced quarterback Terry Bradshaw to throw three interceptions.

The Raiders wasted no time getting on the scoreboard, as the ground attack keyed a 16-play, 82-yard touchdown drive on Oakland's first possession. Hubbard broke off a 20-yard run to put the Silver and Black in scoring range, while Clarence Davis had four carries for 27 yards to set up Hubbard's 1-yard touchdown run over left tackle.

Blanda's first field goal gave the Raiders a 10-0 lead early in the second period, but a 20-yard punt return set up the Steelers in Oakland territory later in the frame. Pittsburgh capitalized and cut the lead to three following Bradshaw's 4-yard scoring toss to Barry Pearson.

The Raiders continued to pound the ball on the ground in the third quarter, racking up yardage and dominating possession, but producing only a pair of field goals. The Pittsburgh offense took to the air in an attempt to make up for lost time, but the game was effectively put out of reach when a Bradshaw pass was picked off by cornerback Willie Brown and returned 54 yards for a touchdown.

Down 23-7, Pittsburgh again tried to move the ball through the air, but Bradshaw was picked off, this time by safety George Atkinson, setting up Blanda's fourth field goal of the day.

Pittsburgh got a late touchdown, but Hubbard's leaping 1-yard touchdown dive over the middle with 19 seconds left in regulation put an exclamation point on an outstanding all-round performance.

	1	2	3	4	F
Pittsburgh	0	7	0	7	14
Raiders	7	3	13	10	33

OAK - Hubbard 1 yd. run (Blanda kick)

OAK - Blanda 25 yd. FG

PIT - Pearson 4 yd. pass from Bradshaw (Gerela kick)

OAK - Blanda 31 yd. FG

OAK - Blanda 22 yd. FG

OAK - Brown 54 yd. interception return (Blanda kick)

OAK - Blanda 10 yd. FG

PIT - Lewis 26 yd. pass from Bradshaw (Gerela kick)

OAK - Hubbard 1 yd. run (Blanda kick)



MIAMI 27, RAIDERS 10

1973 AFC Championship

Dec. 30, 1973 at Orange Bowl; Miami, Fla.

An effective running game, led by Larry Csonka's 117 yards and three touchdowns, lifted the Dolphins to a 27-10 victory over the Raiders in front of 75,105 fans at Miami's Orange Bowl. Csonka's effort paced a Dolphin offense that chewed up 266 yards on the ground, averaging over five yards per rushing attempt.

Miami set the tone early, taking the opening kickoff and embarking on a nine-play, 64-yard drive that included just one pass attempt. Quarterback Bob Griese's 27-yard scamper set up an 11-yard touchdown run by Csonka, giving the Dolphins an early lead.

The Oakland offense failed to get on track, punting twice and missing a field-goal attempt before Miami doubled its lead by virtue of a 2-yard Csonka score. The touchdown capped a drive that included 14 running plays and just two pass attempts, both of which fell incomplete.

The Raiders got back into the contest in the third quarter, as kicker George Blanda booted a 21-yard field goal on the first possession of the second half. On the Silver and Black's next offensive series, quarterback Ken Stabler found receiver Mike Siani three times for 45 yards, including a 25-yard touchdown pass that cut the Dolphin lead to 14-10.

Miami returned to the ground game, running the ball on 11 straight plays to set up a Garo Yepremian field goal in the fourth quarter. The Dolphins defense then held firm on a fourth-and-1 play on the Raiders' next possession, stopping running back Marv Hubbard to turn the ball over on downs.

Csonka struck again late in the final period, scoring on a 2-yard run with 1:49 remaining to close out the game and send the Dolphins to their third straight Super Bowl.

	1	2	3	4	F
Raiders	0	0	10	0	10
Miami	7	7	3	10	27

MIA - Csonka 11 yd. run (Yepremian kick)

MIA - Csonka 2 yd. run (Yepremian kick)


OAK - Blanda 21 yd. FG

MIA - Yepremian 42 yd. FG

OAK - Siani 25 yd. pass from Stabler (Blanda kick)

MIA - Yepremian 27 yd. FG

MIA - Csonka 2 yd. run (Yepremian kick)



PLAYOFF HISTORY

RAIDERS 28, MIAMI 26

1974 AFC Divisional Playoff

Dec. 21, 1974 at Oakland-Alameda County Coliseum; Oakland, Calif.

In the closing seconds of a tight contest, Clarence Davis hauled in a desperation toss from quarterback Ken Stabler amidst a "Sea of Hands," giving the Raiders a 28-26 victory over the Miami Dolphins in what NBC Sports play-by-play announcer Curt Gowdy called, "the greatest game I have ever seen."

In an epic contest chock full of individual heroes, Stabler's 293 passing yards and four touchdowns and receiver Fred Biletnikoff's knack for timely receptions to the tune of eight catches for 122 yards, edged out Miami's vaunted running game and 114 yards from running back Larry Csonka.

The Dolphins wasted no time getting on the scoreboard, as Nat Moore returned the opening kickoff 89 yards for a touchdown to stake the visitors to a 7-0 lead. The Raiders drew even in the second quarter, as Stabler tossed a perfect pass to Charlie Smith in single coverage down the middle for a 31-yard touchdown. Miami turned to the ground game on the ensuing possession, driving into Oakland territory and settling for a 33-yard field goal from Garo Yepremian to enter the half with a 10-7 lead.

Oakland briefly took the lead in the third quarter, with Stabler and Biletnikoff hooking up three times, the third of which was a marvelous one-handed touchdown grab just inside the pylon while draped in coverage. The Dolphins quickly retook the lead, as quarterback Bob Griese found a wide open Paul Warfield in the end zone for a 16-yard touchdown after defensive back Nemiah Wilson slipped in coverage.

A memorable fourth quarter began well for Miami, as Yepremian's second field goal increased the Dolphin lead to 19-14. On Oakland's next possession, Stabler's deep pass was caught by a diving Cliff Branch, who having not been touched by a defender, rose to his feet and scampered 72 yards for a touchdown. Running back Benny Malone gave the Dolphins the advantage once again, breaking tackles and ducking under defenders for a 23-yard touchdown.

Behind the swashbuckling Stabler, the Raiders then drove to the Miami 8-yard line with 35 seconds left on the clock. On first-and-goal, the Miami rush closed in on the quarterback and with defensive end Vern Den Herder at his legs, Stabler looped the ball toward the end zone, where Davis outfought a crowd of white jerseys to come down with the football, clutching it to his chest for the game-winning touchdown.

	1	2	3	4	F
Miami	7	3	6	10	26
Raiders	0	7	7	14	28

- MIA - Moore 89 yd. kickoff return (Yepremian kick)
- OAK - C. Smith 31 yd. pass from Stabler (Blanda kick)
- MIA - Yepremian 33 yd. FG
- OAK - Biletnikoff 13 yd. pass from Stabler (Blanda kick)
- MIA - Warfield 16 yd. pass from Griese (kick failed)
- MIA - Yepremian 46 yd. FG
- OAK - Branch 72 yd. pass from Stabler (Blanda kick)
- MIA - Malone 23 yd. run (Yepremian kick)
- OAK - Davis 8 yd. pass from Stabler (Blanda kick)

PITTSBURGH 24, RAIDERS 13

1974 AFC Championship

Dec. 29, 1974 at Oakland-Alameda County Coliseum; Oakland, Calif.

A pair of Franco Harris touchdowns, 21 fourth-quarter points and a stingy Pittsburgh defense ended the Raiders' hopes for an AFC title in Oakland. Quarterback Ken Stabler completed 19 passes for 271 yards, but three interceptions contributed to a second straight championship defeat for the Silver and Black.

A fumbled punt on the game's first possession put Oakland within scoring range, and a 40-yard George Blanda field goal gave the Raiders the early advantage. A strong Pittsburgh ground game put kicker Roy Gerela in field-goal range late in the first quarter, but his 20-yard effort sailed wide left. A second-quarter field goal by Gerela, this time from 23-yards out, drew the game level and an interception by Raider defensive back Nemiah Wilson in the end zone helped preserve the 3-3 tie at the half.

Using an efficient passing attack, the Raiders grabbed the lead midway through the third quarter. Stabler drove the offense to the Steelers' 38-yard line, and connected with receiver Cliff Branch on the left side for a touchdown strike.

The Oakland lead was short-lived, however, as Pittsburgh used seven running plays and a 13-yard completion to drive to Oakland's 8-yard line, from where Harris took it up the middle for a score. On the ensuing drive, Stabler was intercepted by linebacker Jack Ham deep in Raider territory, setting up a 6-yard touchdown pass from quarterback Terry Bradshaw to receiver Lynn Swann.

Oakland cut the lead to 17-13 with a 24-yard field goal by Blanda, but Pittsburgh's J.T. Thomas picked off a Stabler pass to dash the Raiders' hopes late in the game. Harris capped the game with a 21-yard touchdown run shortly after the interception, lifting the Steelers to the organization's first Super Bowl appearance.

	1	2	3	4	F
Pittsburgh	0	3	0	21	24
Raiders	3	0	7	3	13

- OAK - Blanda 40 yd. FG
- PIT - Gerela 23 yd. FG
- OAK - Branch 38 yd. pass from Stabler (Blanda kick)
- PIT - Harris 8 yd. run (Gerela kick)
- PIT - Swann 6 yd. pass from Bradshaw (Gerela kick)
- OAK - Blanda 24 yd. FG
- PIT - Harris 21 yd. run (Gerela kick)



RAIDERS 31, CINCINNATI 28

1975 AFC Divisional Playoff

Dec. 28, 1975 at Oakland-Alameda County Coliseum; Oakland, Calif.

The Raiders out-paced a vaunted Cincinnati passing attack, building a significant lead before withstanding a furious Bengal rally to post a 31-28 victory in an AFC Divisional Playoff contest in Oakland.

The Silver and Black offense got off to a fast start, driving into field-goal range on the first possession of the game, but the Raiders came up empty as George Blanda's 41-yard effort fell short. Blanda would make amends later in the period, booting a 27-yard field goal to give the Raiders a 3-0 advantage.

Capitalizing on a short field following a late first-quarter punt, the Raiders added to their lead when quarterback Ken Stabler found receiver Mike Siani in the middle of the end zone for a 9-yard touchdown completion. Cincinnati got on the board via a 1-yard plunge over right tackle by running back Stan Fritts, but Oakland regained its 10-point advantage with an 8-yard touchdown pass from Stabler to tight end Bob Moore with just two minutes remaining in the first half.

The Bengals were forced to punt on their opening second-half possession, and a 20-yard return by Neal Colzie put the Raiders in scoring position at the Cincinnati 35-yard line. Four plays later, running back Pete Banaszak rumbled into the end zone from 6 yards out to increase the Raider lead. Cincinnati scored on the ensuing possession, as quarterback Ken Anderson orchestrated an 11-play, 91-yard drive that culminated in a Lenvil Elliott 6-yard touchdown run.

In a fourth quarter that saw the Coliseum air filled with footballs, the Raiders re-established a significant lead with tight end Dave Casper's 2-yard touchdown catch from a Stabler, his third scoring pass of the game. Cincinnati worked to get back in the game and, following an interception, scored on a 25-yard pass from Anderson to receiver Charlie Joiner. Anderson led a touchdown drive again on the Bengals' next series, connecting with receiver Isaac Curtis for a 14-yard score.

With the lead cut to three points, Cincinnati had one last chance to score the upset, but a tackle for loss by linebacker Ted Hendricks and three incomplete passes on the Bengals' final drive halted any chance of a come-from-behind triumph for the visitors.

	1	2	3	4	F
Cincinnati	0	7	7	14	28
Raiders	3	14	7	7	31

OAK - Blanda 27 yd. FG

OAK - Siani 9 yd. pass from Stabler (Blanda kick)

CIN - Fritts 1 yd. run (Green kick)

OAK - Moore 8 yd. pass from Stabler (Blanda kick)


OAK - Banaszak 6 yd. run (Blanda kick)

CIN - Elliott 6 yd. run (Green kick)

OAK - Casper 2 yd. pass from Stabler (Blanda kick)

CIN - Joiner 25 yd. pass from Anderson (Green kick)

CIN - Curtis 14 yd. pass from Anderson (Green kick)



PITTSBURGH 16, RAIDERS 10

1975 AFC Championship

Jan. 4, 1976 at Three Rivers Stadium; Pittsburgh, Pa.

On a frigid, ice-covered synthetic turf field at Three Rivers Stadium, the Raiders' vertical passing game was limited to the tune of a 16-10 defeat in what the NFL Network called one of the top "bad weather" games in league history. A defensive struggle turned into an offensive onslaught in the fourth quarter, with the Raiders falling just short against the defending Super Bowl champion Steelers.

With the temperature reaching just 16 degrees at kickoff, both teams struggled to find the end zone through the game's first three quarters. The Steelers got on the scoreboard first in the second period, turning the first of two interceptions by safety Mike Wagner into a 36-yard field goal by Roy Gerela.

Play on both sides got increasingly sloppy on the slippery turf, as the third quarter featured an interception, three turnovers on fumbles, two missed field-goal attempts and two punts, yet yielded zero points.

Pittsburgh broke through early in the fourth quarter, driving to the Oakland 25-yard line before running back Franco Harris bounced to the left after breaking a tackle and raced up the sideline for the game's first touchdown. Oakland answered back, as quarterback Ken Stabler connected with tight end Dave Casper on three consecutive passes for 46 yards, setting up a 14-yard scoring strike to receiver Mike Siani.

The Steelers increased their lead, capitalizing on a fumble recovery deep in Raider territory to score on 20-yard pass from quarterback Terry Bradshaw to receiver John Stallworth. Oakland got a 41-yard field goal from George Blanda late in the fourth quarter to cut the deficit to 16-10, and recovered the ensuing onside kick, but receiver Cliff Branch was tackled as time expired to quell Oakland's comeback.

	1	2	3	4	F
Raiders	0	0	0	10	10
Pittsburgh	0	3	0	13	16

PIT - Gerela yd. 36 FG

PIT - Harris 25 yd. run (Gerela kick)

OAK - Siani 14 yd. pass from Stabler (Blanda kick)

PIT - Stallworth 20 yd. pass from Bradshaw (kick failed)

OAK - George Blanda 41 yd. FG



PLAYOFF HISTORY

RAIDERS 24, NEW ENGLAND 21

1976 AFC Divisional Playoff

Dec. 18, 1976 at Oakland-Alameda County Coliseum; Oakland, Calif.

Two fourth-quarter touchdowns, including a Ken Stabler scramble with just 10 seconds left in regulation, helped the Raiders avoid a valiant upset bid by the Wild Card qualifier Patriots in Oakland. Stabler's 233 passing yards, and nine receptions for 137 yards from receiver Fred Biletnikoff, put the Raiders through to the team's fourth straight conference championship game with the win.



New England, the only team to defeat the Raiders during the regular season, scored first via a 1-yard touchdown run by running back Andy Johnson. Oakland got on the board with a 40-yard field goal by Errol Mann later in the opening period. A 31-yard touchdown pass from Stabler to Biletnikoff late in the second quarter gave the Silver and Black a 10-7 lead at half-time.

The third quarter was dominated by New England, as second-year quarterback Steve Grogan engineered two long scoring drives. Grogan connected with tight end Russ Francis for a 26-yard touchdown pass to cap off a 9-play, 80-yard drive, and running back Jess Phillips scored on a 3-yard run late in the period to give the Patriots a 21-10 advantage.

The Raiders, in danger of being upset at home after a 13-1 regular season, cut the lead to four points with running back Mark van Eeghen's 1-yard touchdown run early in the fourth quarter. Later, facing a third-and-18 from the New England 27-yard line, Stabler was hit as his pass intended for running back Carl Garrett fell incomplete. Patriot defensive lineman Ray "Sugar Bear" Hamilton was flagged for roughing the passer on the play, and the Raiders were given a fresh set of downs. Four plays later, Stabler scrambled left and dove between two defenders into the end zone for the game's winning touchdown.

	1	2	3	4	F
New England	7	0	14	0	21
Raiders	3	7	0	14	24

NE - Johnson 1 yd. run (Smith kick)
 OAK - Mann 40 yd. FG
 OAK - Biletnikoff 31 yd. pass from Stabler (Mann kick)
 NE - Francis 26 yd. pass from Grogan (Smith kick)
 NE - Phillips 3 yd. run (Smith kick)
 OAK - van Eeghen 1 yd. run (Mann kick)
 OAK - Stabler 1 yd. run (Mann kick)

RAIDERS 24, PITTSBURGH 7

1976 AFC Championship

Dec. 26, 1976 at Oakland-Alameda County Coliseum; Oakland, Calif.

A solid rushing performance and a stout defensive effort lifted the Silver and Black to a convincing 24-7 victory over arch-rival Pittsburgh in Oakland. The victory snapped a streak of two straight AFC Championship game victories for the Steelers and punched the Raiders' ticket to Pasadena, Calif., for Super Bowl XI.



Oakland's ground attack, paced by running back Mark van Eeghen's

22 carries for 66 yards, accounted for 157 of the team's 220 total yards of offense. The Raider defense was equally impressive, limiting the Steelers to 72 rushing yards and holding receiver Lynn Swann to just three catches.

A 39-yard field goal by Errol Mann staked the Raiders to an early lead in the first quarter. In the second period, linebacker Willie Hall picked off a Terry Bradshaw pass and returned it 25 yards to the Pittsburgh 1-yard line, setting up a short touchdown run by running back Clarence Davis

Pittsburgh scored their first points on the ensuing possession, as Bradshaw connected on a pair of deep passes to set up a 3-yard scoring run by running back Reggie Harrison. The Raiders pushed the lead to 10 points just before halftime, mixing a strong running game with mid-range passing to set up Stabler's 4-yard touchdown toss to receiver Warren Bankston in the left side of the end zone.

The Raiders extended the lead on the team's second offensive possession of the third quarter, embarking on a 12-play, 63-yard touchdown drive that culminated in Stabler's 5-yard scoring pass to running back Pete Banaszak.

Oakland's defense clamped down for the remainder of regulation, and jubilant Raider fans poured onto the Coliseum field to celebrate as time expired.

	1	2	3	4	F
Pittsburgh	0	7	0	0	7
Raiders	3	14	7	0	24

OAK - Mann 39 yd. FG
 OAK - Davis 1 yd. run (Mann kick)
 PIT - Harrison 3 yd. run (Mansfield kick)
 OAK - Bankston 4 yd. pass from Stabler (Mann kick)
 OAK - Banaszak 5 yd. pass from Stabler (Mann kick)

RAIDERS 37, BALTIMORE COLTS 31

1977 AFC Divisional Playoff

Dec. 24, 1977 at Memorial Stadium; Baltimore, Md.

The defending Super Bowl champion Raiders, a Wild Card entrant after posting an 11-3 regular-season record, engaged in an epic double-overtime battle with Baltimore at Memorial Stadium, a game that is best remembered for a single pass play, the "Ghost to the Post." Tight end Dave Casper was on the receiving end of three touchdown passes from quarterback Ken Stabler on the day, but it was his late grab to set up the game-tying field goal that earned notoriety in a contest that lasted three hours and 50 minutes.

Running back Clarence Davis put the Raiders up in the first quarter, breaking loose over left guard and scoring on a 30-yard run. The Colts drew even in the second quarter when defensive back Bruce Laird intercepted a Stabler pass and raced 61 yards for a touchdown. A Baltimore field goal gave the Colts a 10-7 lead at halftime.

Stabler took to the air on the Raiders' first possession of the second half, connecting with receiver Cliff Branch for a 41-yard gain before hitting Casper in the end zone from 8 yards out. The Colts retook the lead on the ensuing kickoff, with Marshall Johnson returning Ray Guy's kick 87 yards for a score. The saw-saw contest swung in the Raiders' favor later in the third period, as linebacker Ted Hendricks blocked a Baltimore punt to set up Casper's second touchdown catch, a 10-yard toss from Stabler.

Quarterback Bert Jones drove the Colts to Oakland's 1-yard line early in the fourth quarter and running back Ron Lee punched it in for the go-ahead score. Raider running back Pete Banaszak countered with a 1-yard plunge of his own, and the Silver and Black went up once again. A four-play, 73-yard drive capped by Lee's second touchdown run, a 13-yarder, gave the Colts the lead and set up one of the most famous plays in NFL history.

After the teams traded punts on the next four possessions, the Raiders found themselves facing a second-and-10 from their own 44-yard line with the clock winding down. Stabler dropped back to pass, pump faked, and passed to Casper who, running a post pattern, split two defenders and made an over-the-shoulder catch for 42 yards to the Baltimore 14-yard line. Three Banaszak runs brought the ball to the 5-yard line and kicker Errol Mann evened the score with a 22-yard field goal.

Both offenses labored through a scoreless overtime period, with the Raiders driving to Baltimore 13-yard line as the frame closed. Two plays into the sixth period, Stabler, with his 40th pass attempt of the game, fittingly found Casper in the back of the end zone for the game-winning touchdown.

	1	2	3	4	OT	OT2	Final
Raiders	7	0	14	10	0	6	37
Baltimore Colts	0	10	7	14	0	0	31

OAK - Davis 30 yd. run (Mann kick)
 BAL - Laird 61 yd. interception return (Linhart kick)
 BAL - Linhart 36 yd. yard FG
 OAK - Casper 8 yd. pass from Stabler (Mann kick)
 BAL - Johnson 87 yd. kickoff return (Linhart kick)
 OAK - Casper 10 yd. pass from Stabler (Mann kick)
 BAL - Lee 1 yd. run (Linhart kick)
 OAK - Banaszak 1 yd. run (Mann kick)
 BAL - Lee 13 yd. run (Linhart kick)
 OAK - Mann 22 yd. FG
 OAK - Casper 10 yd. pass from Stabler

DENVER 20, RAIDERS 17

1977 AFC Championship

Jan. 1, 1978 at Mile High Stadium; Denver, Colo.

Denver's "Orange Crush" defense and a controversial ruling on what appeared to be a late-game fumble by Bronco running back Rob Lytle, conspired to deny the Silver and Black a second straight Super Bowl berth at Mile High Stadium. On a frigid, 18 degree day, quarterback Ken Stabler passed for 215 yards, including two touchdown tosses to Dave Casper, but Oakland fell short in the team's fifth consecutive conference championship game appearance.

Kicker Errol Mann scored the first points of the game, booting a 20-yard field goal to cap the Raiders' first drive. The Broncos responded immediately, with quarterback Craig Morton connecting with receiver Haven Moses for a 74-yard catch-and-run for a touchdown. After a scoreless second quarter, the stage was set for a compelling second half between the two AFC West rivals.

Raider running back Clarence Davis fumbled deep in Oakland territory early in the third quarter, and the Broncos took over and drove to the 2-yard line. Lytle got the carry and was blasted by Raider safety Jack Tatum, causing what appeared to be a fumble that was recovered by Oakland lineman Mike McCoy. An official had blown his whistle, however, and after a conference, ruled Lytle down and assessed the Raiders with an unsportsmanlike conduct penalty, setting up a first-and-goal from the 1-yard line. On the very next play, Morton pitched to running back Jon Keyworth on the right, who scampered in for the touchdown.

Oakland cut the deficit to 14-10 early in the fourth quarter, as Stabler hit Casper just inside the end zone for a 7-yard touchdown. The Morton-to-Moses connection then gave the Broncos a two-score lead following a Stabler interception, with Moses' second touchdown catch covering 12 of his 168 receiving yards on the day.

The Raiders scored on the ensuing possession, Stabler's 17-yard touchdown toss to Casper capping an eight-play, 74-yard drive, but Denver took over with three minutes remaining and was able to run out the clock to seal the AFC title.

	1	2	3	4	F
Raiders	3	0	0	14	17
Denver	7	0	7	6	20

OAK - Mann 20 yd. yard FG
 DEN - Moses 74 yd. pass from Morton (Turner kick)
 DEN - Keyworth 1 yd. run (Turner kick)
 OAK - Casper 7 yd. pass from Stabler (Mann kick)
 DEN - Moses 12 yd. pass from Morton (kick failed)
 OAK - Casper 17 yd. pass from Stabler (Mann kick)




PLAYOFF HISTORY

RAIDERS 27, HOUSTON OILERS 7

1980 AFC Wild Card

Dec. 28, 1980 at Oakland-Alameda County Coliseum; Oakland, Calif.

A potent offense and a swarming defense stymied the Houston Oilers and propelled the Raiders to an emphatic 27-7 victory in an AFC Wild Card contest in Oakland. Quarterback Jim Plunkett guided a balanced attack on offense, while cornerback Lester Hayes picked off two passes by former Raider Ken Stabler, returning one for a touchdown in the win.



Houston stumbled out of the gate, as running back Earl Campbell's fumble on the first play from scrimmage was recovered by Raiders safety Mike Davis. Oakland capitalized on the turnover with a 47-yard field goal by kicker Chris Bahr. The Oilers took the lead late in the first period, capping a nine-play, 55-yard drive with a 10-yard touchdown run by Campbell. Plunkett then connected with running back Kenny King for a 37-yard gain in the second quarter, setting up a 1-yard touchdown pass to tight end Todd Christensen.

A scoreless third quarter gave way to a fourth period that would see the Silver and Black dominate on both sides of the ball. Plunkett hooked up with receiver Cliff Branch for a 33-yard completion at the end of the third quarter, setting up a 44-yard touchdown strike from Plunkett to a streaking Arthur Whittington along the right sideline on the first play of the fourth period.

The Raider defense forced punts on the next two Houston possessions, and Bahr added his second field goal of the day, a 37-yarder, to give the Raiders a 13-point lead. Desperate to get back into the contest, Houston took to the air on the ensuing possession. On a third-and-20 play, Stabler's pass was picked off by Hayes, his second of the game, and returned 20 yards for a touchdown to give the Raiders an insurmountable lead.

	1	2	3	4	F
Houston Oilers	7	0	0	0	7
Raiders	3	7	0	17	27

OAK - Bahr 47 yd. FG

HOU - Campbell 10 yd. run (Fritsch kick)

OAK - Christensen 1 yd. pass from Plunkett (Bahr kick)

OAK - Whittington 44 yd. pass from Plunkett (Bahr kick)

OAK - Bahr 37 yd. FG

OAK - Hayes 20 yd. interception return (Bahr kick)

RAIDERS 14, CLEVELAND 12

1980 AFC Divisional Playoff

Jan. 4, 1981 at Cleveland Municipal Stadium; Cleveland, Ohio

Two rushing touchdowns from running back Mark van Eeghen and safety Mike Davis' game-saving interception on a designed pass play called "Red Right 88," propelled the Raiders to a 14-12 victory over the Browns on a bitter-cold afternoon at Cleveland Municipal Stadium.



With the temperature at one degree Fahrenheit at kickoff, both offenses struggled to get started on the frozen turf. With whipping winds limiting the passing game, the first quarter came and went with no score and only two total first downs, both by Cleveland.

The Browns' defense would provide the first score of the game in the second quarter, with defensive back Ron Bolton intercepting a Jim Plunkett pass and returning it 42 yards for a touchdown. The Raiders answered back before halftime, embarking on a 14-play, 64-yard drive that culminated in a 1-yard touchdown run by van Eeghen to give Oakland a 7-6 lead at the break.

Cleveland promptly retook the lead in the third quarter, driving 48 yards and getting a 30-yard field goal from kicker Don Cockroft. The Browns added another field goal later in the period, making the score 12-7 entering the fourth quarter.

The Raiders opened up the fourth quarter on a steady drive, Plunkett mixing runs and passes all the way down to the Browns' 3-yard line. Oakland gave the ball to van Eeghen on three straight plays, including a 1-yard dive to give the Raiders a slim two-point lead.

Quarterback Brian Sipe and the Browns' offense, known as the "Cardiac Kids" for their propensity for late comebacks, took over with 2:22 left in the game and drove all the way down to Oakland's 13-yard line. Instead of opting for a field-goal attempt, and facing a second down with :49 left in regulation, Cleveland coach Sam Rutigliano called for a pass play, "Red Right 88." Davis cut in front of tight end Ozzie Newsome on the play, tumbling to the ground with the ball and preserving the narrow victory for the Silver and Black.

	1	2	3	4	F
Raiders	0	7	0	7	14
Cleveland	0	6	6	0	12

CLE - Bolton 42 yd. interception return (kick failed)

OAK - van Eeghen 1 yd. run (Bahr kick)

CLE - Cockroft 30 yd. FG

CLE - Cockroft 30 yd. FG

OAK - van Eeghen 1 yd. run (Bahr kick)

RAIDERS 34, SAN DIEGO 27

1980 AFC Championship

Jan. 11, 1981 at Jack Murphy Stadium; San Diego, Calif.

The Raiders got off to a fast start behind a masterful performance by quarterback Jim Plunkett, and used a ball control offense to upend the Chargers for the AFC title on a slick Jack Murphy Stadium field. Facing a vaunted San Diego passing attack, it was Oakland, led by Plunkett's 14-for-18 passing for 261 yards, which jumped out to a 28-14 halftime lead and held on down the stretch to advance to the Super Bowl for the third time in franchise history.



Oakland wasted no time getting on the scoreboard, as Plunkett pass glanced off of the hands of intended receiver Kenny King directly to tight end Raymond Chester, who galloped 65 yards into the end zone for the score. The Chargers used their aerial attack to even the score, with quarterback Dan Fouts connecting on a 48-yard touchdown toss to receiver Charlie Joiner.

The Raiders retook the lead on the ensuing possession, as a 48-yard completion to receiver Cliff Branch and a pass interference call set up a 5-yard scoring scamper by Plunkett. Oakland scored again on its next possession, Plunkett finding King with a perfect pass in the end zone for 21 yards, to close out a wild first quarter.

A second-quarter fumble recovery by linebacker Ted Hendricks led to another Raider score, as running back Mark van Eeghen got into the end zone on a 3-yard run. The Chargers cut the deficit to two scores on the ensuing possession by virtue of an 8-yard pass from Fouts to Joiner, marking the receiver's second touchdown of the day.

After a break-neck scoring pace in the first half, San Diego chipped away at the Oakland lead with a 26-yard Rolf Benirschke field goal to begin the third quarter. The Chargers cut further into the advantage on their next possession, as running back Chuck Muncie capped off a drive by diving into the end zone following a 6-yard sweep around left tackle.

Starting the fourth quarter on offense, the Raiders controlled the ball for over five minutes on a drive that culminated in kicker Chris Bahr's 33-yard field goal. The Chargers followed with a field-goal drive, but over eight minutes had elapsed and the Raiders took over with less than seven minutes left on the clock. Plunkett expertly engineered four first downs on a 15-play drive that included 14 running plays to close out regulation, ending the game with San Diego's potent offense on the bench.

	1	2	3	4	F
Raiders	21	7	3	3	34
San Diego	7	7	10	3	27

- OAK - Chester 65 yd. pass from Plunkett (Bahr kick)
- SD - Joiner 48 yd. pass from Fouts (Benirschke kick)
- OAK - Plunkett 5 yd. run (Bahr kick)
- OAK - King 21 yd. pass from Plunkett (Bahr kick)
- OAK - van Eeghen 3 yd. run (Bahr kick)
- SD - Joiner 8 yd. pass from Fouts (Benirschke kick)
- SD - Benirschke 26 yd. FG
- SD - Muncie 6 yd. run (Benirschke kick)
- OAK - Bahr 27 yd. FG
- OAK - Bahr 33 yd. FG
- SD - Benirschke 27 yd. FG

RAIDERS 27, CLEVELAND 10

1982 AFC Wild Card

Jan. 8, 1983 at Los Angeles Memorial Coliseum; Los Angeles, Calif.

The Raiders, entering the playoffs as the AFC's top seed in a strike-shortened season after posting an 8-1 record, used an efficient passing offense and a smothering defense to dispatch Cleveland at the L.A. Coliseum, 27-10. Quarterback Jim Plunkett completed 24-of-37 pass attempts for 386 yards and rookie running back Marcus Allen found the end zone twice in the Raiders' first playoff game in Los Angeles.



Kicker Chris Bahr opened the scoring with a 27-yard field goal following a 64-yard toss from Plunkett to receiver Cliff Branch, but two Plunkett interceptions halted any further potential damage by the Raiders in the first quarter. Cleveland tied the game with a 52-yard field goal by Bahr's brother, Matt, but the Silver and Black quickly retook the lead on the ensuing possession, driving 88 yards on just eight plays to set up a pitch to Allen for a 2-yard touchdown.

Cleveland briefly tied the game once again, with quarterback Paul McDonald finding receiver Ricky Feacher for a 43-yard touchdown connection. The Raiders' added a field goal at the end of the second quarter, as Chris Bahr was true from 37 yards out, giving the Silver and Black a 13-10 halftime lead.

The Browns drove to the Raiders 11-yard line on the second half's opening possession, but a fumble by running back Charles White halted their momentum, and the Raiders capitalized with an 89-yard drive that culminated in Allen's second touchdown of the day, a 3-yard run.

A 1-yard touchdown dive in the fourth quarter by running back Frank Hawkins essentially sealed the victory, and the Raider defense took over, not letting the Cleveland offense advance any further than the Los Angeles 47-yard line for the remainder of the contest.

	1	2	3	4	F
Cleveland	0	10	0	0	10
Raiders	3	10	7	7	27

- LA - C. Bahr 27 yd. FG
- CLE - M. Bahr 52 yd. FG
- LA - Allen 2 yd. run (C. Bahr kick)
- CLE - Feacher 43 yd. pass from McDonald (M. Bahr kick)
- LA - C. Bahr 37 yd. FG
- LA - Allen 3 yd. run (C. Bahr kick)
- LA - Hawkins 1 yd. run (C. Bahr kick)

PLAYOFF HISTORY

NEW YORK JETS 17, RAIDERS 14

1982 AFC Divisional Playoff

Jan. 15, 1983 at Los Angeles Memorial Coliseum; Los Angeles, Calif.

The visiting Jets stifled the Raiders' offense and a late touchdown negated 14 third-quarter points from the Silver and Black in an upset at the L.A. Coliseum. Quarterback Jim Plunkett passed for 266 yards and one touchdown, but was intercepted three times as the Raiders dropped a narrow decision.

The Raiders were in position to score first, but a 34-yard attempt by kicker Chris Bahr hit the right upright. The Jets capitalized immediately, with quarterback Richard Todd orchestrating an 80-yard touchdown drive that culminated in a 20-yard scoring pass to receiver Wesley Walker. Los Angeles drove into Jets territory on the ensuing possession, but a Plunkett pass was picked off by cornerback Bobby Jackson at the 12-yard line. The Jets added a 30-yard field goal by kicker Pat Leahy later in the second quarter and entered the halftime break with a 10-0 advantage.

Plunkett got the Raiders on the board immediately in the third quarter, engineering a 12-play, 77-yard scoring drive that was capped by running back Marcus Allen's 3-yard touchdown run. Regaining possession following a partially-blocked punt, Plunkett promptly connected with receiver Malcolm Barnwell for a 57-yard touchdown strike, giving the Raiders their first lead of the game.

The teams traded turnovers early in the fourth quarter, but a 45-yard completion from Todd to Walker put the Jets in scoring position with just under four minutes remaining in the game. From 1-yard out, running back Scott Dierking dove over the top for the go-ahead touchdown with just 3:45 left on the clock.

The Raiders would have two more opportunities on offense, but on both drives Plunkett was intercepted by linebacker Lance Mehl, ending the Silver and Black's first season in Los Angeles.

	1	2	3	4	F
NY Jets	7	3	0	7	17
Raiders	0	0	14	0	14

NYJ - Walker 20 yd. pass from Todd (Leahy kick)

NYJ - Leahy 30 yd. FG

LA - Allen 3 yd. run (Bahr kick)

LA - Barnwell 57 yd. pass from Plunkett (Bahr kick)

NYJ - Dierking 1 yd. run (Leahy kick)

RAIDERS 38, PITTSBURGH 10

1983 AFC Divisional Playoff

Jan. 1, 1984 at Los Angeles Memorial Coliseum; Los Angeles, Calif.

Running back Marcus Allen rushed for 121 yards with two touchdowns, and 21 third-quarter points led the Raiders to a dominating 38-10 victory over Pittsburgh in a renewal of one of the NFL's fiercest rivalries at the L.A. Coliseum. Quarterback Jim Plunkett guided an efficient offense and an intimidating defense harried quarterback Cliff Stoudt all afternoon, sacking the Pittsburgh signal-caller five times and intercepting him once.

The Steelers got on the board first with a 17-yard field goal by Gary Anderson. On Pittsburgh's next possession, cornerback Lester Hayes picked off a pass from Stoudt and returned it 18 yards for a touchdown. The Raiders added to their lead in the second quarter, with Allen capping off an 80-yard drive with a 4-yard run over right guard for a touchdown, his first of the day. The Los Angeles defense held firm, allowing Pittsburgh to cross midfield just once on their next three possessions, and a 45-yard field goal by Chris Bahr at the end of the half made the score 17-3.

The third quarter belonged solely to the Silver and Black, as a precision passing game and big-play capability on offense dimmed Pittsburgh's hopes. On the half's opening possession, Plunkett promptly guided a scoring drive by moving the Raiders 72 yards on nine plays, culminating in a 9-yard touchdown run by running back Kenny King.

Allen gave Los Angeles a commanding lead on the team's next series, taking a handoff from Plunkett and breaking free up the middle for a dazzling 49-yard touchdown run. Pittsburgh cut into the lead with a long 58-yard touchdown pass from Stoudt to receiver John Stallworth, but running back Frank Hawkins' bull-dozing 2-yard score at the end of the third quarter essentially wrapped up the victory for the Silver and Black.

	1	2	3	4	F
Pittsburgh	3	0	7	0	10
Raiders	7	10	21	0	38

PIT - Anderson 17 yd. FG

LA - Hayes 18 yd. interception return (Bahr kick)

LA - Allen 4 yd. run (Bahr kick)


LA - Bahr 45 yd. FG

LA - King 9 yd. run (Bahr kick)

LA - Allen 49 yd. run (Bahr kick)

PIT - Stallworth 58 yd. pass from Stoudt (Anderson kick)

LA - Hawkins 2 yd. run (Bahr kick)



RAIDERS 30, SEATTLE 14

1983 AFC Championship

Jan. 8, 1984 at Los Angeles Memorial Coliseum; Los Angeles, Calif.

The Raiders were not to be denied in the organization's fifth AFC Championship game appearance in nine years, getting out to a fast start and cruising to a 30-14 triumph at the L.A. Coliseum in front of 92,335 fans, a championship game record. A stifling defense held Seattle scoreless deep into the third quarter, and the combination of quarterback Jim Plunkett and running back Marcus Allen proved too much for a Seahawk team that had defeated the Raiders twice during the regular season.

Seattle's game-opening drive was halted by a Lester Hayes interception, the first of five picks on the day for the Raiders, and led to a 20-yard field goal by kicker Chris Bahr. In the second quarter, running back Frank Hawkins got into the end zone on a 1-yard plunge, capping a 61-yard drive. On the team's next offensive series, Plunkett connected with receiver Malcolm Barnwell for 49 yards, setting up Hawkins' second touchdown of the quarter on a 5-yard run around left end. Safety Mike Davis' first of two interceptions came on the ensuing possession, setting up a 45-yard field goal from Bahr and a commanding 20-0 lead at the half.

The Seahawks switched quarterbacks early in the third quarter, going with veteran Jim Zorn, but the results were much the same, as Davis picked off a pass on Zorn's first series under center. Allen broke off a long run on the very next play, picking up 43 of his 154 yards on the day, and setting up his own 3-yard touchdown reception from Plunkett. Seattle finally got on the board with Zorn's 11-yard touchdown pass to running back Dan Doornink, but the final result was not in doubt.

A fourth-quarter field goal by Bahr and a late Seahawk touchdown rounded out the scoring, and the Raiders advanced to the Super Bowl for the fourth time in franchise history.

	1	2	3	4	F
Seattle	0	0	7	7	14
Raiders	3	17	7	3	30

LA - Bahr 20 yd. FG

LA - Hawkins 1 yd. run (Bahr kick)

LA - Hawkins 5 yd. run (Bahr kick)


LA - Bahr 45 yd. FG

LA - Allen 3 yd. pass from Plunkett (Bahr kick)

SEA - Doornink 11 yd. pass from Zorn (Johnson kick)

LA - Bahr 35 yd. FG

SEA - Young 9 yd. pass from Zorn (Johnson kick)



SEATTLE 13, RAIDERS 7

1984 AFC Wild Card

Dec. 22, 1984 at Kingdome; Seattle, Wash.

A grinding Seattle running game and just four completions by Seahawk quarterback Dave Krieg, including one for a touchdown, was enough to edge the Silver and Black in an AFC Wild Card contest in Seattle. Running back Marcus Allen rushed for 61 yards and caught five passes for 90 yards, while Seattle running back Dan Doornink carried the ball 29 times for 126 yards in front of 64,910 fans at the Kingdome.



Seattle scored first, capping a nine-play, 93-yard drive with a 26-yard touchdown pass from Krieg to receiver Daryl Turner. The teams traded punts frequently until a fumble by Raiders running back Frank Hawkins led to a short field for Seattle late in the third quarter. A 35-yard field goal by kicker Norm Johnson extended the Seahawks' lead, and the first of two interceptions thrown on the day by Plunkett preserved the 10-0 score at the end of three periods.

Johnson added a 44-yard field goal in the fourth quarter, but the Raiders looked to get Allen going on a drive beginning on their own 22-yard line. Plunkett connected with Allen for two completions for 29 yards before hitting him again over the middle for a 46-yard touchdown catch-and-run.

Looking to hold on to their slim lead, the Seahawks took nearly four minutes off the clock before being forced to punt. Taking over at the 16-yard line with under a minute to go, Plunkett completed two quick passes but his third was intercepted by safety Kenny Easley, sealing Seattle's victory.

	1	2	3	4	F
Raiders	0	0	0	7	7
Seattle	0	7	3	3	13

SEA - Turner 26 yd. pass from Krieg (Johnson kick)

SEA - Johnson 35 yd. FG

SEA - Johnson 44 yd. FG

LA - Allen 46 yd. pass from Plunkett (Bahr kick)

PLAYOFF HISTORY

NEW ENGLAND 27, RAIDERS 20

1985 AFC Divisional Playoff

Jan. 5, 1986 at Los Angeles Memorial Coliseum; Los Angeles, Calif.

Six Raider turnovers led to 20 New England points and Craig James became the first running back to rush for over 100 yards against Los Angeles all season, as the visiting Patriots upended the Silver and Black at the L.A. Coliseum, 27-20. Running back Marcus Allen rushed for 121 yards and one touchdown, but the top-seeded Silver and Black failed to score in the second half in the upset defeat.



A muffed return on a first-quarter punt set up the game's opening score, a 13-yard pass from quarterback Tony Eason to tight end Lin Dawson. Greg Townsend blocked a punt later in the opening period, but the Raider offense stalled and had to settle for a 29-yard field goal by Chris Bahr.

Los Angeles took the lead in the second quarter, as quarterback Marc Wilson found receiver Jessie Hester in the end zone for a 16-yard touchdown. Defensive lineman Howie Long pounced on a fumble on the Patriots' next possession, and the Raiders capitalized with an 11-yard touchdown run by Allen. On the ensuing series, New England covered 80 yards on a 10-play scoring drive, with James capping the sequence with a 2-yard touchdown around left end. After trading field goals, the teams entered halftime with the Raiders clinging to a narrow 20-17 advantage.

Turnovers continued to plague the Raiders in the third quarter, as an Allen fumble in New England territory led to a game-tying, 32-yard field goal by kicker Tony Franklin. On the ensuing kickoff, returner Sam Seale muffed the kick and then fumbled before Jim Bowman fell on the ball in the end zone for a New England touchdown.

The special-teams touchdown would provide the difference in the game, as the Patriots limited the Raiders to just two fourth-quarter possessions, picking off Wilson for the third time to close out the upset.

	1	2	3	4	F
New England	7	10	10	0	27
Raiders	3	17	0	0	20

- NE - Dawson 13 yd. pass from Eason (Franklin kick)
- LA - Bahr 29 yd. FG
- LA - Hester 16 yd. pass from Wilson (Bahr kick)
- LA - Allen 11 yd. run (Bahr kick)
- NE - James 2 yd. run (Franklin kick)
- NE - Franklin 45 yd. FG
- LA - Bahr 32 yd. FG
- NE - Franklin 32 yd. FG
- NE - Bowman fumble recovery in end zone (Franklin kick)

RAIDERS 20, CINCINNATI 10

1990 AFC Divisional Playoff

Jan. 13, 1991 at Los Angeles Memorial Coliseum; Los Angeles, Calif.

Returning to the playoffs after a five-year hiatus, the Raiders used 10 fourth-quarter points to defeat Cincinnati, 20-10, in a game that is perhaps most remembered as running back Bo Jackson's last career appearance on a football field. Quarterback Jay Schroeder passed for 172 yards and two touchdowns on just 11 completions, and running back Marcus Allen gained 140 yards on the ground to lead the Silver and Black.



Art Shell's team drove to the Cincinnati 24-yard line early in the first quarter, but an incompletion on a fourth-and-1 play turned the ball over on downs. A second-quarter field goal gave the Bengals an early lead, but the Raiders' running game got going on the ensuing possession, as Jackson and Allen combined for 56 yards on five rushing attempts before Schroeder found receiver Mervyn Fernandez in the end zone for a 13-yard strike.

Early in the third quarter, Jackson took a pitch from Schroeder and dashed around right end for 34 yards before being dragged down from behind. It would mark the final play of a short but bright career for the dynamic running back, as Jackson suffered a career-ending hip injury on the play.

Kicker Jeff Jaeger booted a 49-yard field goal to cap a third-quarter drive, but the Bengals pulled even when quarterback Boomer Esiason hooked up with receiver Stanford Jennings for an 8-yard touchdown early in the fourth period. On the ensuing possession, Schroeder orchestrated an 80-yard touchdown drive that was highlighted by a 41-yard scoring pass to tight end Ethan Horton, who made a finger-tip grab on the play.

The Bengals began to drive on their next possession, but Greg Townsend's third sack of the game helped derail their offense. Jaeger's 25-yard field goal with just 19 seconds left on the clock ended Cincinnati's hopes and sent the Raiders to the AFC Championship game for the first time since the 1983 season.

	1	2	3	4	F
Cincinnati	0	3	0	7	10
Raiders	0	7	3	10	20

- CIN - Breech 27 yd. FG
- LA - Fernandez 13 yd. pass from Schroeder (Jaeger kick)
- LA - Jaeger 49 yd. FG
- CIN - Jennings 8 yd. pass from Esiason (Breech kick)
- LA - Horton 41 yd. pass from Schroeder (Jaeger kick)
- LA - Jaeger 25 yd. FG

BUFFALO 51, RAIDERS 3

1990 AFC Championship

Jan. 20, 1991 at Rich Stadium; Orchard Park, N.Y.

Buffalo's potent offense jumped out to 41 first-half points en route to a 51-3 defeat of the Raiders at Rich Stadium. Quarterback Jay Schroeder, directing an offense devoid of star running back Bo Jackson, threw five interceptions, and the Los Angeles defense could not keep pace with a Bills offense that got 300 passing yards from quarterback Jim Kelly and three rushing touchdowns from running back Kenneth Davis.



The Bills got off to a fast start, as Kelly connected with former Raider James Lofton for a 13-yard touchdown on the team's first drive. The Raiders answered immediately, getting a 41-yard field goal from kicker Jeff Jaeger on the ensuing possession. A relentless Buffalo offense scored again on a 12-yard touchdown run by Thurman Thomas, and added seven points on an interception return for a touchdown by linebacker Daryl Talley to make the score 21-3.

With the Raider offense stuck in neutral, the Bills added 20 points in the second quarter via two short-yardage runs by Davis and Lofton's second touchdown catch of the game.

Any spark the Raiders looked to ignite after halftime flamed out in the form of two interceptions in Buffalo territory. Davis' third score of the game on a 1-yard dive and a fourth-quarter field goal from kicker Scott Norwood closed out Buffalo's first conference title.

	1	2	3	4	F
Raiders	3	0	0	0	3
Buffalo	21	20	0	10	51

BUF - Lofton 13 yd. pass from Kelly (Norwood kick)

LA - Jaeger 41 yd. FG

BUF - Thomas 12 yd. run (Norwood kick)

BUF - Talley 27 yd. interception return (Norwood kick)

BUF - Davis 1 yd. run (kick failed)

BUF - Davis 3 yd. run (Norwood kick)

BUF - Lofton 8 yd. pass from Kelly (Norwood kick)

BUF - Davis 1 yd. run (Norwood kick)

BUF - Norwood 39 yd. FG

KANSAS CITY 10, RAIDERS 6

1991 AFC Wild Card

Dec. 28, 1991 at Arrowhead Stadium;

Kansas City, Mo.

The Raiders fell to the Chiefs, 10-6, in a contest highlighted by dominating defense on both sides in an AFC Wild Card game. Rookie quarterback Todd Marinovich, who threw three touchdown passes in his NFL debut the previous week against the same Kansas City squad, threw four interceptions, and Chiefs running back Barry Word rushed for 130 yards at Arrowhead Stadium.



Both offenses struggled to put points on the board in the first half, as the two teams combined for three interceptions, two fumbles, two missed field goals and one punt on the game's first eight possessions. Safety Deron Cherry's second interception of the game midway through the second quarter put Kansas City in scoring position, and quarterback Steve DeBerg capitalized with an 11-yard touchdown strike to receiver Fred Jones. Marinovich engineered a score near the end of the second quarter, getting three points on a 32-yard Jeff Jaeger field goal following a 10-play, 65-yard drive.

The Raiders drew closer at the start of the second half, driving to the Kansas City 8-yard line before settling for a 26-yard chip shot by Jaeger. The Silver and Black's offense could not remain on track, however, and the Raiders' final three possessions ended in turnovers. The Chiefs added a Nick Lowery field goal in the fourth quarter, handing Los Angeles the narrow defeat.

	1	2	3	4	F
Raiders	0	3	3	0	6
Kansas City	0	7	0	3	10

KC - Jones 11 yd. pass from DeBerg (Lowery kick)

LA - Jaeger 32 yd. FG

LA - Jaeger 26 yd. FG

KC - Lowery 18 yd. FG

PLAYOFF HISTORY

RAIDERS 42, DENVER 24

1993 AFC Wild Card

Jan. 9, 1994 at Los Angeles Memorial Coliseum;
Los Angeles, Calif.

A quick-strike offense and three second-half touchdowns by running back Napoleon McCallum propelled the Raiders to a 42-24 shootout victory over Denver at the L.A. Coliseum. Quarterback Jeff Hostetler passed for 294 yards and three first-half scores against a Bronco team that the Silver and Black had defeated in overtime the previous week, forcing Denver to return to Los Angeles for the Wild Card contest.



Los Angeles and Denver exchanged scores on a "blow-for-blow" basis in the first half. The Raiders opened the scoring with Hostetler's 9-yard touchdown pass to tight end Ethan Horton, only to be matched by quarterback John Elway's 23-yard strike to tight end Shannon Sharpe. Hostetler connected on the first long score of the game, hitting receiver Tim Brown for a 65-yard touchdown later in the first quarter. Elway followed suit with a 16-yard touchdown in the second period to tight end Reggie Johnson, but Los Angeles went up again via a 54-yard pass from Hostetler to receiver James Jett. Denver pulled even on Elway's 6-yard toss to receiver Derek Russell, and the game went into the half tied, 21-21.

After posting a pair of three-and-outs on defense, the Raiders took to the ground on offense in the third quarter. McCallum, who had just one carry in the first half, broke loose for a 26-yard touchdown to give the Silver and Black the lead for good. McCallum powered through the middle for a 2-yard score to cap a 52-yard drive later in the period, and the Los Angeles defense did not yield a Bronco first down on four third-quarter possessions to maintain a commanding lead.

Kicker Jason Elam booted a 33-yard field goal to get Denver back on the board in the fourth quarter, but McCallum's third touchdown of the game following a long Raider drive sealed the victory for the Silver and Black.

	1	2	3	4	F
Denver	7	14	0	3	24
Raiders	14	7	14	7	42

- LA - Horton 9 yd. pass from Hostetler (Jaeger kick)
- DEN - Sharpe 23 yd. pass from Elway (Elam kick)
- LA - Brown 65 yd. pass from Hostetler (Jaeger kick)
- DEN - Johnson 16 yd. pass from Elway (Elam kick)
- LA - Jett 54 yd. pass from Hostetler (Jaeger kick)
- DEN - Russell 6 yd. pass from Elway (Elam kick)
- LA - McCallum 26 yd. run (Jaeger kick)
- LA - McCallum 2 yd. run (Jaeger kick)
- DEN - Elam 33 yd. FG
- LA - McCallum 1 yd. run (Jaeger kick)

BUFFALO 29, RAIDERS 23

1993 AFC Divisional Playoff

Jan. 15, 1994 at Rich Stadium; Orchard Park, N.Y.

The Raiders were edged by the Bills, 29-23, on a frigid artificial turf at Rich Stadium in a competitive AFC Divisional playoff game. With temperatures at game time dipping to zero, the Silver and Black built a 17-13 halftime lead, but succumbed to Buffalo behind a pair of second-half touchdown passes from quarterback Jim Kelly to receiver Bill Brooks.



The Bills provided the game's initial threat in the first quarter, driving to the Raider 30-yard line before turning the ball over on downs. The Silver and Black responded immediately, embarking on a 58-yard drive that culminated in kicker Jeff Jaeger's 30-yard field goal in the second quarter.

Running back Kenneth Davis put the Bills ahead with a leaping 1-yard touchdown dive on the ensuing possession, but Raiders running back Napoleon McCallum matched the score with a 1-yard scoring run of his own. Los Angeles extended its lead following a fumble recovery, as McCallum capped an 11-play, 40-yard drive with his second 1-yard touchdown run of the day. The Bills got back into the game on the heels of a 37-yard pass interference call, with running back Thurman Thomas punching it into the end zone from 8 yards out.

Buffalo grabbed the lead in the third quarter, getting a touchdown on Kelly's 25-yard pass to Brooks and adding a field goal to move ahead, 22-17. The Bills' lead was short-lived, however, as quarterback Jeff Hostetler connected with receiver Tim Brown from the Raiders 24-yard line, and Brown streaked up the middle and eluded a tackler to score an 86-yard touchdown.

Kelly guided another scoring drive to put the Bills up for good, connecting with Brooks from 22 yards out to provide the difference. The Raiders' two remaining possessions resulted in three-and-outs, and the Bills ran out the clock to end the Silver and Black's season.

	1	2	3	4	F
Raiders	0	17	6	0	23
Buffalo	0	13	9	7	29


- LA - Jaeger 30 yd. FG
- BUF - Davis 1 yd. run (kick failed)
- LA - McCallum 1 yd. run (Jaeger kick)
- LA - McCallum 1 yd. run (Jaeger kick)
- BUF - Thomas 8 yd. run (Christie kick)
- BUF - Brooks 25 yd. pass from Kelly (kick failed)
- BUF - Christie 29 yd. FG
- LA - Brown 86 yd. pass from Hostetler (kick failed)
- BUF - Brooks 22 yd. pass from Kelly (Christie kick)

RAIDERS 27, MIAMI 0

2000 AFC Divisional Playoff

Jan. 6, 2001 at Network Associates Coliseum; Oakland, Calif.

The Raiders made a triumphant return to the postseason, dismantling the visiting Miami Dolphins and posting a 27-0 victory, the first postseason shutout in franchise history. Quarterback Rich Gannon's efficient passing and cornerback Tory James' two interceptions, including a 90-yard return for a touchdown, spelled doom for the Dolphins at Network Associates Coliseum.



Miami quarterback Jay Fiedler drove the Dolphins to the Raiders' 16-yard line on the team's first possession, but James jumped receiver Leslie Shepherd's route for a pick and raced 90 yards down the sideline for a tone-setting touchdown. Kicker Sebastian Janikowski added a 36-yard field goal in the opening period and the end result was never in doubt.

Another Janikowski field goal, this one from 33 yards out, boosted the Oakland lead in the second quarter, and when Gannon connected with receiver James Jett on a 6-yard touchdown pass, the rout was truly on.

The Raider defense halted any hope of a Miami comeback, holding running back Lamar Smith, who had rushed for 209 yards the previous week against Indianapolis, to just five yards on eight carries. A 2-yard touchdown run by running back Tyrone Wheatley in the third quarter put the game out of reach, and two fourth-quarter interceptions, including a second of the day by James, closed out the convincing victory.

	1	2	3	4	F
Miami	0	0	0	0	0
Raiders	10	10	7	0	27

OAK - James 90 yd. interception return (Janikowski kick)

OAK - Janikowski 36 yd. FG

OAK - Janikowski 33 yd. FG

OAK - Jett 6 yd. pass from Gannon (Janikowski kick)

OAK - Wheatley 2 yd. run (Janikowski kick)

BALTIMORE RAVENS 16, RAIDERS 3


2000 AFC Championship

Jan. 14, 2001 at Network Associates Coliseum; Oakland, Calif.

The Baltimore Ravens spoiled the first conference championship game played in Oakland since 1976, using a stifling defense to upend the host Raiders, 16-3. Quarterback Rich Gannon was injured on a second-quarter play, and the Raiders fell short in their bid for a return to the Super Bowl.

After a scoreless first quarter, the Ravens got on the board first when quarterback Trent Dilfer hit Shannon Sharpe over the middle and the tight end split two defenders, rumbling 96 yards for a touchdown. Shortly following the Ravens' score, Gannon was forced to leave the game due to a shoulder injury and his replacement, Bobby Hoyer, threw an interception that Baltimore capitalized upon with a 31-yard field goal.

With Gannon back under center, the Raiders mounted a scoring drive early in the third quarter. Kicker Sebastian Janikowski booted a 24-yard field goal after the Oakland drive stalled out at Baltimore's 6-yard line. The Ravens added short Matt Stover field goals, one each in the third and fourth quarters, and the Raiders were kept out of the end zone for the first time all season in the defeat.



	1	2	3	4	F
Baltimore	0	10	3	3	16
Raiders	0	0	3	0	3

BAL - Sharpe 96 yd. pass Dilfer (Stover kick)

BAL - Stover 31 yd. FG

OAK - Janikowski 24 yd. FG

BAL - Stover 28 yd. FG

BAL - Stover 21 yd. FG


PLAYOFF HISTORY

RAIDERS 38, NEW YORK JETS 24

2001 AFC Wild Card

Jan. 12, 2002 at Network Associates Coliseum; Oakland, Calif.

An explosive offense led by quarterback Rich Gannon, receiver Jerry Rice and running back Charlie Garner overwhelmed the visiting New York Jets in an AFC Wild Card contest, 38-24. Rice's nine catches for 183 yards and Garner's 158 rushing yards proved too much for the Jets, who had defeated the Raiders at Network Associates Coliseum the previous week to earn a playoff berth.



The Raiders got off to a fast start in the first quarter, with Gannon leading two long drives that resulted in Sebastian Janikowski field goals. After the two teams traded field goals in the second quarter, the Silver and Black got into the end zone on a 2-yard pass from Gannon to receiver Tim Brown to give the Raiders a 16-3 halftime lead.

The Jets pulled closer on the second half's opening drive, as QB Vinny Testaverde found receiver Wayne Chrebet wide open for a 17-yard touchdown. The Raiders recovered a fumble near the end of the third period, setting up a wild fourth period in which the teams would combine to score 36 points.

Fullback Zack Crockett got the final quarter started with a 2-yard plunge for a score, and a two-point conversion gave the Raiders a 24-10 advantage. A 3-yard toss from Testaverde to fullback Richie Anderson cut the Oakland lead to seven points, but Gannon promptly led a 68-yard scoring drive on the ensuing possession, connecting with Rice for a 21-yard touchdown toss.

The Jets stormed back, as Chrebet hauled in his second touchdown pass of the game from 4 yards out. On the Raiders' next possession, Garner took a handoff and broke free around the right end for 80 yards to set a franchise postseason record and put the game out of reach.

	1	2	3	4	F
NY Jets	0	3	7	14	24
Raiders	6	10	0	22	38

- OAK - Janikowski 21 yd. FG
- OAK - Janikowski 41 yd. FG
- NYJ - Hall 45 yard yd. FG
- OAK - Janikowski 45 yd. FG
- OAK - Brown 2 yd. pass from Gannon (Janikowski kick)
- NYJ - Chrebet 17 yd. pass from Testaverde (Hall kick)
- OAK - Crockett 2 yd. run (Garner run)
- NYJ - Anderson 3 yd. pass from Testaverde (Hall kick)
- OAK - Rice 21 yd. pass from Gannon (Janikowski kick)
- NYJ - Chrebet 4 yd. pass from Testaverde (Hall kick)
- OAK - Garner 80 yd. run (Janikowski kick)

NEW ENGLAND 16, RAIDERS 13

2001 AFC Divisional Playoff

Jan. 19, 2002 at Foxboro Stadium; Foxboro, Mass.


A New England snow storm created a majestic setting at Foxboro Stadium, as the Patriots edged the Raiders in the "Tuck Game," one of the most controversial contests in NFL history.

With less than two minutes remaining in regulation and the Raiders clinging to a three-point lead, cornerback Charles Woodson sacked Patriots quarterback Tom Brady, causing what appeared to be a fumble that was recovered by Raider linebacker Greg Biekert to seal a Raider win. Citing Rule 3, Section 22, Article 2, Note 2 in the NFL rule book, the officials ruled the play an incomplete pass, leading to the game-tying field goal by kicker Adam Vinatieri.

The Raiders built an early lead in the contest, as quarterback Rich Gannon connected with receiver James Jett in the corner of the end zone for a 13-yard score in the second quarter. Two Sebastian Janikowski field goals, from 38 and 45 yards out, gave the Raiders a 13-3 advantage entering the final period.

Brady was efficient in an early fourth-quarter drive, completing nine consecutive pass attempts before scampering into the end zone for a 6-yard touchdown to cut the Raider lead to three points. Brady then led a late-game drive that culminated in Vinatieri's 45-yard, game-tying field goal that came on the heels of the "tuck rule" play.

In overtime, Brady promptly piloted a 61-yard drive that led to Vinatieri's game-winner from 23 yards out.



	1	2	3	4	OT	Final
Raiders	0	7	6	0	0	13
New England	0	0	3	10	3	16

- OAK - Jett 13 yd. pass from Gannon (Janikowski kick)
- NE - Vinatieri 23 FG
- OAK - Janikowski 38 yd. FG
- OAK - Janikowski 45 yd. FG
- NE - Brady 6 yd. run (Vinatieri kick)
- NE - Vinatieri 45 yd. FG
- NE - Vinatieri 23 yd. FG

RAIDERS 30, NEW YORK JETS 10

2002 AFC Divisional Playoff

Jan. 12, 2003 at Network Associates Coliseum; Oakland, Calif.

An opportunistic offense scored 17 points off of three Jets turnovers, and quarterback Rich Gannon passed for 283 yards and two touchdowns to lead the Raiders to a convincing 30-10 victory over the New York Jets at Network Associates Coliseum.

After trading first-quarter field goals, the Raiders capitalized on a fumble recovery in Jets territory by way of a 1-yard dive by fullback Zack Crockett. The Jets drew even late in the second quarter, as quarterback Chad Pennington capped a long drive with a 1-yard touchdown pass to fullback Jerold Sowell to tie the game at the half.

The second half was all Silver and Black, with Gannon connecting with receiver Jerry Porter for a 29-yard touchdown in the third quarter to give the Raiders the lead for good. Gannon and Porter hooked up again later in the third period for 50 of Porter's 123 receiving yards on the day, setting up a 9-yard touchdown pass to receiver Jerry Rice early in fourth quarter.

Two fourth-quarter field goals by Sebastian Janikowski closed out the victory and pushed the Raiders one step closer to the Super Bowl.

	1	2	3	4	F
NY Jets	3	7	0	0	10
Raiders	3	7	7	13	30

NYJ - Hall 38 yd. FG

OAK - Janikowski 29 yd. FG

OAK - Crockett 1 yd. run (Janikowski kick)

NYJ - Sowell 1 yd. pass from Pennington (Hall kick)

OAK - Porter 29 yd. pass from Gannon (Janikowski kick)

OAK - Rice 9 yd. pass from Gannon (Janikowski kick)

OAK - Janikowski 34 yd. FG

OAK - Janikowski 31 yd. FG



RAIDERS 41, TENNESSEE 24

2002 AFC Championship

Jan. 19, 2003 at Network Associates Coliseum; Oakland, Calif.

The Raiders got out to a fast start and out-lasted Tennessee in the second half to secure the Silver and Black's first Super Bowl berth since the 1983 season. A relentless passing attack, led by quarterback Rich Gannon's 286 yards and three touchdowns through the air, proved too much for the visiting Titans.

Oakland wasted no time getting on the scoreboard, as Gannon took the offense 69 yards on the opening possession and connected with receiver Jerry Porter for a 3-yard touchdown pass to open the scoring. The Titans answered immediately, with quarterback Steve McNair hitting receiver Drew Bennett for a 33-yard touchdown on the ensuing drive. The Raiders went up again on their next possession, Gannon moving the offense swiftly downfield to set up a 12-yard touchdown pass to running back Charlie Garner.

Tennessee cut into the Raider lead with a field goal in the second quarter, and the Titans briefly took the lead by virtue of a 9-yard touchdown run by McNair. The Raiders took the lead back near the end of the first half, capitalizing on a fumble recovery deep in Tennessee territory with a 1-yard scoring pass from Gannon to tight end Doug Jolley. A fumble recovery on the ensuing kickoff gave the Raiders the ball in scoring range once again, and kicker Sebastian Janikowski was true from 43 yards out.

A second Janikowski field goal was matched by McNair's second touchdown run of the game, a 13-yard scamper to make the score 27-24 in Oakland's favor entering the fourth quarter. Gannon began the final period by capping off a 66-yard drive with a 2-yard touchdown run of his own, and closed out the victory by leading the Silver and Black on a time-consuming drive that resulted in fullback Zack Crockett's 7-yard touchdown run. McNair and the Titans moved the ball down to the Oakland 6-yard line, but turned the ball over on downs, and Gannon took a knee as the Coliseum erupted in celebration.

	1	2	3	4	F
Tennessee	7	10	7	0	24
Raiders	14	10	3	14	41

OAK - Porter 3 yd. pass from Gannon (Janikowski kick)

TEN - Bennett 33 yd. pass from McNair (Nedney kick)

OAK - Garner 12 yd. pass from Gannon (Janikowski kick)

TEN - Nedney 29 yd. FG

TEN - McNair 9 yd. run (Nedney kick)

OAK - Jolley 1 yd. pass from Gannon (Janikowski kick)


OAK - Janikowski 43 yd. FG

OAK - Janikowski 32 yd. FG

TEN - McNair 13 yd. run (Hentrick kick)

OAK - Gannon 2 yd. run (Janikowski kick)

OAK - Crockett 7 yd. run (Janikowski kick)



PLAYOFF HISTORY

HOUSTON 27, RAIDERS 14

2016 AFC Wild Card

Jan. 7, 2017 at NRG Stadium; Houston, Texas

The Raiders' return to the postseason was spoiled by injuries and an efficient Houston Texans team that capitalized on three turnovers and 20 first half points en route to a 27-14 verdict at NRG Stadium.

Quarterback Connor Cook became the first rookie to make his first career start in a playoff game, taking the reins following a season-ending injury to Derek Carr in Week 16 and a shoulder injury to backup Matt McGloin in the regular season finale.

Houston got off to a fast start, opening the scoring with a 50-yard field goal by Nick Novak. On the ensuing possession, Texans defensive end Jadeveon Clowney tipped and intercepted a third-down screen pass from Cook deep in Raiders territory, setting up a 4-yard touchdown run by Lamar Miller and a 10-0 lead for the home team. The Raiders cut the lead to 10-7 later in the first period, as a 37-yard punt return by rookie running back Jalen Richard started the Raiders at the Texans' 38-yard line, initiating a drive that saw running back Latavius Murray grind out 27 yards on four carries, including a 2-yard touchdown run.

The Texans stemmed the tide and took control in the second quarter, getting a 38-yard field goal from Novak before quarterback Brock Osweiler found wide receiver DeAndre Hopkins for a 38-yard gain and a 2-yard touchdown connection to close the half with a 20-7 lead.

Oakland and Houston combined for seven punts in a third quarter that was dominated by defense, and the Texans moved the score to 27-7 with a 1-yard run by Osweiler early in the final period. The Raiders answered with a 75-yard touchdown drive, culminating in an 8-yard scoring pass from Cook to receiver Andre Holmes.

Battling a dwindling clock in addition to the NFL's top-ranked defensive unit, the Raiders' final two drives of the game ended in interceptions for Cook, who finished 18-for-45 passing for 161 yards, one touchdown and three interceptions in his debut start.



	1	2	3	4	Final
Raiders	7	0	0	7	14
Houston	10	10	0	7	27

HOU - Novak 50 yd. FG

HOU - Miller 4 yd. run (Novak kick)

OAK - Murray 2 yd. run (Janikowski kick)

HOU - Novak 38 yd. FG

HOU - Hopkins 2 yd. pass from Osweiler (Novak kick)

HOU - Osweiler 1 yd. run (Novak kick)

OAK - Holmes 8 yd. pass from Cook (Janikowski kick)

TEAM PLAYOFF RECORDS

OFFENSE

SCORING

Most points, game

56	vs. Houston Oilers, Dec. 21, 1969 (56-7)
42	vs. Denver, Jan. 9, 1994 (42-24)
41	vs. Kansas City, Dec. 22, 1968 (41-6)
	vs. Tennessee, Jan. 19, 2003 (41-24)

Fewest points, game

3	at Buffalo, Jan. 20, 1991 (51-3)
	vs. Baltimore, Jan. 14, 2001 (16-3)
6	at Kansas City, Dec. 28, 1991 (10-6)

Largest margin of victory

49	vs. Houston Oilers, Dec. 21, 1969 (56-7)
35	vs. Kansas City, Dec. 22, 1968 (41-6)
33	vs. Houston Oilers, Dec. 31, 1967 (40-7)

Most overall TDs, game

8	vs. Houston Oilers, Dec. 21, 1969
6	vs. Denver, Jan. 9, 1994
5	vs. Kansas City, Dec. 22, 1968
	at Baltimore Colts, Dec. 24, 1977
	vs. Pittsburgh, Jan. 1, 1984
	vs. Washington, Jan. 22, 1984
	vs. Tennessee, Jan. 19, 2003

Most field goals, game

4	vs. Houston Oilers, Dec. 31, 1967
	vs. Pittsburgh, Dec. 22, 1973
3	at New York Jets, Dec. 29, 1968
	vs. Seattle, Jan. 8, 1984
	vs. New York Jets, Jan. 12, 2002
	vs. New York Jets, Jan. 12, 2003

Most (one-point) PAT

8	vs. Houston Oilers, Dec. 21, 1969
6	vs. Denver, Jan. 9, 1994
5	vs. Kansas City, Dec. 22, 1968
	vs. Pittsburgh, Jan. 1, 1984
	vs. Washington, Jan. 22, 1984
	vs. Tennessee, Jan. 19, 2003

NET YARDS GAINED

Most Yards gained, game

526	vs. Cleveland, Jan. 8, 1983 (140 ru., 386 pa.)
512	at Baltimore, Dec. 24, 1977 (167 ru., 345 pa.)
509	vs. New York Jets, Jan. 12, 2002 (215 ru., 294 pa.)
465	vs. Kansas City, Dec. 22, 1968 (118 ru., 347 pa.)
451	at New York Jets, Dec. 29, 1968 (50 ru., 401 pa.)

Fewest yards gained, game

203	at Houston Texans, Jan. 7, 2017 (64 ru., 139 pa.)
211	vs. Baltimore, Jan. 14, 2001 (24 ru., 187 pa.)
225	at Cleveland, Jan. 4, 1981 (76 ru., 149 pa.)
236	at Miami, Dec. 30, 1973 (107 ru., 129 pa.)
	at New England, Jan. 19, 2002 (77 ru., 159 pa.)

RUSHING

Most yards gained rushing, game

266	vs. Minnesota, Jan. 9, 1977 (52 att.)
263	vs. Houston Oilers, Dec. 31, 1967 (48 att.)
235	vs. Cincinnati, Jan. 13, 1991 (32 att.)

Fewest yards gained rushing, game

19	vs. Tampa Bay, Jan. 26, 2003 (11 att.)
24	vs. Baltimore, Jan. 14, 2001 (17 att.)
29	vs. Pittsburgh, Dec. 29, 1974 (21 att.)

Most rushing attempts, game

55	vs. Pittsburgh, Dec. 22, 1973 (232 yds.)
52	vs. Minnesota, Jan. 9, 1977 (266 yds.)
51	vs. Cincinnati, Dec. 28, 1975 (173 yds.)
	vs. Pittsburgh, Dec. 26, 1976 (157 yds.)

Fewest rushing attempts, game

11	vs. Tampa Bay, Jan. 26, 2003 (19 yds.)
17	vs. Baltimore, Jan. 14, 2001 (24 yds.)
	vs. Tennessee, Jan. 19, 2003 (89 yds.)
19	at New York Jets, Dec. 29, 1968 (50 yds.)

PASSING

Most passes attempted, game

47	at New York Jets, Dec. 29, 1968 (20 comp.)
45	at Houston Texans, Jan. 7, 2017 (18 comp.)
	vs. Kansas City, Jan. 4, 1970 (17 comp.)
44	vs. Tampa Bay, Jan. 26, 2003 (24 comp.)

Fewest passes attempted, game

16	vs. Miami, Dec. 27, 1970 (8 comp.)
	vs. Pittsburgh, Dec. 26, 1976 (10 comp.)
17	vs. Pittsburgh, Dec. 22, 1973 (14 comp.)

Most passes completed, game

29	vs. Tennessee, Jan. 19, 2003 (41 att.)
24	vs. Cleveland, Jan. 8, 1983 (37 att.)
	vs. Tampa Bay, Jan. 26, 2003 (44 att.)

Fewest passes completed, game

8	vs. Miami, Dec. 27, 1970 (16 att.)
	vs. Houston Oilers, Dec. 28, 1980 (23 att.)
10	vs. Houston Oilers, Dec. 31, 1967 (26 att.)
	vs. Pittsburgh, Dec. 26, 1976 (16 att.)

Most net yards gained, passing, game

393	at New York Jets, Dec. 29, 1968
370	vs. Cleveland, Jan. 8, 1983
336	vs. Kansas City, Dec. 22, 1968

Fewest net yards gained, passing, game

63	vs. Pittsburgh, Dec. 26, 1976
78	at Pittsburgh, Dec. 23, 1972
101	vs. Houston Oilers, Dec. 31, 1967

Most TDs passing, game

6	vs. Houston Oilers, Dec. 21, 1969
5	vs. Kansas City, Dec. 22, 1968
4	vs. Miami, Dec. 21, 1974

Most passes had intercepted, game

6	at Buffalo, Jan. 20, 1991
5	vs. Tampa Bay, Jan. 26, 2003
4	vs. Kansas City, Jan. 4, 1970
	at Kansas City, Dec. 28, 1991
	vs. Baltimore, Jan. 14, 2001

SPECIAL TEAMS

PUNTING

Most punts, game

10	at Houston Texans, Jan. 7, 2017
9	vs. Houston Oilers, Dec. 28, 1980
	at Cleveland, Jan. 4, 1981
	at New England, Jan. 19, 2002
8	at Pittsburgh, Jan. 4, 1976
	at Baltimore Colts, Dec. 24, 1977
	at Seattle, Dec. 22, 1984

Fewest punts, game

1	vs. Cincinnati, Dec. 28, 1975
	at Kansas City, Dec. 28, 1991
2	vs. Pittsburgh, Dec. 22, 1973
	at Miami, Dec. 30, 1973
	vs. Seattle, Jan. 8, 1984
	vs. New England, Jan. 5, 1986
	vs. Cincinnati, Jan. 13, 1991
	vs. New York Jets, Jan. 12, 2002

Highest gross average, game (4 punts)

56.00	at San Diego, Jan. 11, 1981
51.11	vs. Houston Oilers, Dec. 28, 1980
48.50	vs. Kansas City, Jan. 4, 1970

PUNT RETURNS

Most punt returns, game

6	vs. Houston Oilers, Dec. 31, 1967
	at Baltimore Colts, Dec. 24, 1977
	vs. Houston Oilers, Dec. 28, 1980
	vs. Pittsburgh, Jan. 1, 1984
	at Houston Texans, Jan. 7, 2017
5	vs. Cleveland, Jan. 8, 1983

TEAM PLAYOFF RECORDS

Most yards, punt returns, game

70	at Houston Texans, Jan. 7, 2017
64	vs. Cincinnati, Dec. 28, 1975
53	vs. New England, Dec. 18, 1976
52	vs. Pittsburgh, Jan. 1, 1984

KICKOFF RETURNS

Most kickoff returns, game

9	at Buffalo, Jan. 20, 1991
	vs. Tampa Bay, Jan. 26, 2003
7	vs. Green Bay, Jan. 14, 1968

Most yards, kickoff returns, game

186	at Baltimore Colts, Dec. 24, 1977
149	vs. Tampa Bay, Jan. 26, 2003
143	vs. Tennessee, Jan. 19, 2003

PENALTIES

Most penalties, game

17	vs. Denver, Jan. 9, 1994
14	vs. Houston Oilers, Dec. 28, 1980
	vs. Tennessee, Jan. 19, 2003
11	vs. New England, Dec. 18, 1976

Fewest penalties, game

0	vs. Cincinnati, Jan. 13, 1991
1	vs. Kansas City, Dec. 22, 1968
2	at New York Jets, Dec. 29, 1968
	at Baltimore Colts, Jan. 3, 1971
	at Pittsburgh, Dec. 23, 1972
	at Denver, Jan. 1, 1978
	vs. Pittsburgh, Jan. 1, 1984
	at Buffalo, Jan. 20, 1981

DEFENSE

TOTAL YARDS ALLOWED

Fewest net yards allowed, game

180	vs. Houston Oilers, Dec. 31, 1967
211	vs. Seattle, Jan. 8, 1984
215	vs. Kansas City, Jan. 4, 1970
217	vs. Miami, Jan. 6, 2001

Most net yards allowed, game

502	at Buffalo, Jan. 20, 1991
447	at San Diego, Jan. 11, 1981
413	vs. New York Jets, Jan. 12, 2002
412	vs. New York Jets, Jan. 15, 1983

RUSHING

Fewest yards allowed, rushing, game

28	vs. Houston Oilers, Dec. 21, 1969
38	vs. Houston Oilers, Dec. 31, 1967
41	vs. Miami, Jan. 6, 2001
56	vs. Cleveland, Jan. 8, 1983
	vs. Denver, Jan. 9, 1994

Most yards allowed, rushing, game

266	at Miami, Dec. 30, 1973
213	vs. Miami, Dec. 21, 1974
210	vs. Pittsburgh, Dec. 29, 1974
205	at Seattle, Dec. 22, 1984
202	at Buffalo, Jan. 20, 1991

PASSING

Fewest opponent passes attempted, game

6	at Miami, Dec. 30, 1973
10	at Seattle, Dec. 22, 1984
14	vs. Miami, Dec. 21, 1974
	at Kansas City, Dec. 28, 1991
15	vs. New England, Jan. 5, 1986
	vs. Cincinnati, Jan. 13, 1991

Most opponent passes attempted, game

54	vs. Denver, Jan. 9, 1994
52	at New England, Jan. 19, 2002
49	at New York Jets, Dec. 29, 1968
47	vs. New York Jets, Jan. 12, 2003
46	vs. Houston Oilers, Dec. 21, 1969
	at San Diego, Jan. 11, 1981

Fewest opponent passes completed, game

3	at Miami, Dec. 30, 1973
4	at Seattle, Dec. 22, 1984
7	vs. Kansas City, Jan. 4, 1970
	vs. Miami, Dec. 21, 1974
8	Three times

Most opponent passes completed, game

32	vs. Denver, Jan. 9, 1994
	at New England, Jan. 19, 2002
27	at Buffalo, Jan. 15, 1994
26	vs. New York Jets, Jan. 12, 2002
24	vs. Minnesota, Jan. 9, 1977

Fewest opponent net yards, passing, game

26	at Miami, Dec. 30, 1973
46	at Seattle, Dec. 22, 1984
58	vs. Cincinnati, Jan. 13, 1991
73	at Kansas City, Dec. 28, 1991
81	vs. Miami, Dec. 21, 1974

Most opponent net yards, passing, game

351	at San Diego, Jan. 11, 1981
331	vs. Denver, Jan. 9, 1994
300	at Buffalo, Jan. 20, 1991
297	at New England, Jan. 19, 2002
291	vs. Philadelphia, Jan. 25, 1981

Most opponent TD passes, game

3	at New York Jets, Dec. 29, 1968
	vs. Denver, Jan. 9, 1994
	vs. New York Jets, Jan. 12, 2002
2	10 times

Most opponent passes intercepted

5	vs. Seattle, Jan. 8, 1984
4	vs. Kansas City, Dec. 22, 1968
3	Seven times

SCORING

Most points allowed, game

51	at Buffalo, Jan. 20, 1991
48	vs. Tampa Bay, Jan. 26, 2003
33	vs. Green Bay, Jan. 14, 1968
31	at Baltimore Colts, Dec. 24, 1977

Fewest points allowed, game

0	vs. Miami, Jan. 6, 2001
6	vs. Kansas City, Dec. 22, 1968
7	vs. Houston Oilers, Dec. 31, 1967
	vs. Houston Oilers, Dec. 21, 1969
	vs. Pittsburgh, Dec. 26, 1976
	vs. Houston Oilers, Dec. 28, 1980

Most opponent TDs scored, game

7	at Buffalo, Jan. 20, 1991
6	vs. Tampa Bay, Jan. 26, 2003
4	vs. Cincinnati, Dec. 28, 1975
	at Baltimore Colts, Dec. 24, 1977
	at Buffalo, Jan. 15, 1994

Most opponent field goals scored, game

4	vs. Green Bay, Jan. 14, 1968
3	vs. Baltimore, Jan. 14, 2001
	at New England, Jan. 19, 2002
2	12 times

Most opponent (one-point) PAT, game

6	at Buffalo, Jan. 20, 1991
	vs. Tampa Bay, Jan. 26, 2003
4	vs. Cincinnati, Dec. 28, 1975
	at Baltimore Colts, Dec. 24, 1977
3	12 times

PUNTING

Most opponent punts, game

13	at Baltimore Colts, Dec. 24, 1977
11	vs. Houston Oilers, Dec. 31, 1967
	vs. Houston Oilers, Dec. 21, 1969
10	at New York Jets, Dec. 29, 1968
9	at Houston Texans, Jan. 7, 2017
	vs. Houston Oilers, Dec. 28, 1980

TEAM PLAYOFF RECORDS

Fewest opponent punts, game

- 1 at Miami, Dec. 30, 1973
vs. New York Jets, Jan. 12, 2002
- 2 at San Diego, Jan. 11, 1981
vs. New York Jets, Jan. 15, 1983
at Buffalo, Jan. 20, 1991
at Kansas City, Dec. 28, 1991
vs. New York Jets, Jan. 12, 2003

Opponent highest gross average (4 punts), game

- 51.6 vs. Cincinnati, Jan. 13, 1991
- 48.5 vs. Cleveland, Jan. 8, 1983
- 48.2 at Pittsburgh, Dec. 23, 1972
- 47.0 vs. Kansas City, Dec. 22, 1968

PUNT RETURNS

Most opponent punt returns, game

- 7 vs. Houston Oilers, Dec. 28, 1980
at Cleveland, Jan. 4, 1981
- 5 vs. Green Bay, Jan. 14, 1968
at Seattle, Dec. 22, 1984
at New England, Jan. 19, 2002

Most yards, opponent punt returns, game

- 84 vs. Houston Oilers, Dec. 28, 1980
- 81 at Cleveland, Jan. 4, 1981
- 76 vs. Miami, Jan. 6, 2001
- 58 vs. Baltimore, Jan. 14, 2001
- 52 at Seattle, Dec. 22, 1984

KICKOFF RETURNS

Most opponent kickoff returns, game

- 9 vs. Houston Oilers, Dec. 31, 1967
- 8 vs. Kansas City, Dec. 22, 1968
vs. New York Jets, Jan. 12, 2002
- 7 Seven times

Most yards, opponent kickoff returns, game

- 215 vs. Houston Oilers, Dec. 31, 1967
- 210 vs. New York Jets, Jan. 12, 2002
- 193 at Baltimore Colts, Dec. 24, 1977
- 183 vs. Miami, Dec. 21, 1974
- 156 vs. Pittsburgh, Dec. 22, 1973

SACKS

Most sacks, game (since 1967)

- 7 vs. Houston Oilers, Dec. 28, 1980
- 6 vs. Houston Oilers, Dec. 21, 1969
at Baltimore Colts, Dec. 24, 1977
vs. Cleveland, Jan. 8, 1983
vs. Washington, Jan. 22, 1984
- 5 vs. Cincinnati, Dec. 28, 1975
vs. Pittsburgh, Jan. 1, 1984

PENALTIES

Most opponent penalties, game

- 10 vs. New England, Dec. 18, 1976
vs. Denver, Jan. 9, 1994
vs. Baltimore, Jan. 14, 2001
- 8 at Baltimore Colts, Dec. 24, 1977
at Denver, Jan. 1, 1978
vs. Houston Oilers, Dec. 28, 1980
vs. Miami, Jan. 6, 2001

Fewest opponent Penalties, game

- 0 vs. Miami, Dec. 27, 1970
vs. New York Jets, Jan. 12, 2002
- 1 vs. Green Bay, Jan. 14, 1968
at Pittsburgh, Dec. 23, 1972
vs. Cincinnati, Jan. 13, 1991
at New England, Jan. 19, 2002



1990 AFC Divisional Playoff

INDIVIDUAL PLAYOFF RECORDS

OFFENSE

SCORING

Most points, career

99	George Blanda (19 FG, 42 PAT) (15 games)
78	Chris Bahr (15 FG, 33 PAT) (11 games)
60	Fred Biletnikoff (10 TD) (16 games) Marcus Allen (10 TD) (10 games)

Most points, game

18	Fred Biletnikoff, vs. KC, Dec. 22, 1968 Dave Casper, at BalC, Dec. 24, 1977 Napoleon McCallum, vs. Den., Jan. 9, 1994
16	George Blanda, vs. HouO., Dec. 31, 1967
15	George Blanda, vs. Pit., Dec. 22, 1973

Most touchdowns, career

10	Fred Biletnikoff (16 games) Marcus Allen (10 games)
7	Dave Casper (7 games)

Most touchdowns, game

3	Fred Biletnikoff, vs. KC, Dec. 22, 1968 Dave Casper, at BalC, Dec. 24, 1977 Napoleon McCallum, vs. Den., Jan. 9, 1994
2	14 times

Most field goals attempted, career

33	George Blanda (15 games)
19	Chris Bahr (11 games)
16	Sebastian Janikowski (8 games)

Most field goals attempted, game

6	George Blanda, vs. HouO., Dec. 31, 1967
5	George Blanda, vs. Pit., Dec. 22, 1973
4	George Blanda, at NYJ, Dec. 29, 1968 Sebastian Janikowski, vs. NYJ, Jan. 12, 2003

Most field goals, career

19	George Blanda (15 games)
15	Chris Bahr (11 games)
14	Sebastian Janikowski (8 games)

Most field goals, game

4	George Blanda, vs. HouO., Dec. 31, 1967 George Blanda, vs. Pit., Dec. 22, 1973 George Blanda, at NYJ, Dec. 29, 1968 Chris Bahr, vs. Sea., Jan. 8, 1984 Sebastian Janikowski, vs. NYJ, Jan. 12, 2002 Sebastian Janikowski, vs. NYJ, Jan. 12, 2003
---	---

Longest field goal

49	Jeff Jaeger, vs. Cin., Jan. 13, 1991
48	George Blanda, at BalC, Jan. 3, 1971
47	Chris Bahr, vs. HouO., Dec. 28, 1980

Most (one-point) PAT, career

42	George Blanda (15 games)
33	Chris Bahr (11 games)
17	Sebastian Janikowski (8 games)

Most (one-point) PAT, game

8	George Blanda, vs. HouO., Dec. 21, 1969
6	Jeff Jaeger, vs. Den., Jan. 9, 1994
5	George Blanda, vs. KC, Dec. 22, 1968 Chris Bahr, vs. Pit., Jan. 1, 1984 Chris Bahr, vs. Was., Jan. 22, 1984 Sebastian Janikowski, vs. Ten., Jan. 19, 2003

RUSHING

Most attempts, career

167	Marcus Allen (10 games)
163	Mark van Eeghen (10 games)
128	Clarence Davis (6 games)

Most attempts, game

25	Marcus Allen, vs. Sea., Jan. 8, 1984
22	Mark van Eeghen, vs. Pit., Dec. 26, 1976
22	Marcus Allen, vs. NE, Jan. 5, 1986

Most yards rushing, career

961	Marcus Allen (10 games)
579	Mark van Eeghen (10 games)
506	Clarence Davis (6 games)

Most yards rushing, game

191	Marcus Allen, vs. Was., Jan. 22, 1984
158	Charlie Garner, vs. NYJ, Jan. 12, 2002
154	Marcus Allen, vs. Sea., Jan. 8, 1984

Longest run from scrimmage

80	Charlie Garner, vs. NYJ, Jan. 12, 2002 (TD)
74	Marcus Allen, vs. Was., Jan. 22, 1984 (TD)
69	Hewritt Dixon, vs. HouO., Dec. 31, 1967 (TD)

Most games, 100-or-more yards rushing, career

5	Marcus Allen (10 games)
1	Pete Banaszak (18 games) Hewritt Dixon (8 games) Clarence Davis (6 games) Nick Bell (3 games) Charlie Garner (5 games)

Most consecutive games, 100-or-more yards rushing

3	Marcus Allen (1983)
1	Seven times

Two 100-yard rushes

Hewritt Dixon (144 yds.) and Pete Banaszak (116 yds.), vs. HouO., Dec. 31, 1967

Most rushing touchdowns, career

8	Marcus Allen (10 games)
5	Pete Banaszak (18 games) Napoleon McCallum (3 games)

Most rushing touchdowns, game

3	Napoleon McCallum, vs. Den., Jan. 9, 1994 Marv Hubbard, vs. Pit., Dec. 22, 1973 Pete Banaszak, vs. Min., Jan. 9, 1977 Mark van Eeghen, at Cle., Jan. 4, 1981 Marcus Allen, vs. Cle., Jan. 8, 1983 Marcus Allen, vs. Pit., Jan. 1, 1984 Frank Hawkins, vs. Sea., Jan. 8, 1984 Marcus Allen, vs. Was., Jan. 22, 1984 Napoleon McCallum, at Buf., Jan. 15, 1994
2	Mark van Eeghen (1980) Marcus Allen (1982) Frank Hawkins (1983) Napoleon McCallum (1993) Zack Crockett (2002)

Most consecutive games, rushing for touchdowns

2	Mark van Eeghen (1980) Marcus Allen (1982) Frank Hawkins (1983) Napoleon McCallum (1993) Zack Crockett (2002)
---	---



RB Napoleon McCallum

PASSING

Most passes completed, career

188	Ken Stabler (12 games)
162	Jim Plunkett (10 games)
136	Rich Gannon (7 games)

Most passes completed, game

29	Rich Gannon, vs. Ten., Jan. 19, 2003
24	Jim Plunkett, vs. Cle., Jan. 8, 1983 Rich Gannon, vs. TB, Jan. 26, 2003

Most passes attempted, career

325	Ken Stabler (12 games)
272	Jim Plunkett (10 games)
238	Daryle Lamonica (9 games)

INDIVIDUAL PLAYOFF RECORDS

Most passes attempted, game

47	Daryle Lamonica, at NYJ, Dec. 29, 1968
45	Connor Cook, at Hou., Jan. 7, 2017
44	Rich Gannon, vs. TB, Jan. 26, 2003

Most yards passing, career

2,398	Ken Stabler (12 games)
2,293	Jim Plunkett (10 games)
1,748	Daryle Lamonica (9 games)

Most yards passing, game

401	Daryle Lamonica, at NYJ, Dec. 29, 1968
386	Jim Plunkett, vs. Cle., Jan. 8, 1983
347	Daryle Lamonica, vs. KC, Dec. 22, 1968

Most games, 300-or-more yards passing, career

2	Daryle Lamonica (9 games)
1	Ken Stabler (12 games)
	Jim Plunkett (10 games)

Most consecutive games, 300-or-more yards passing

2	Daryle Lamonica (1968)
1	Two times

Most TD passes, career

19	Ken Stabler (12 games)
18	Daryle Lamonica (9 games)
11	Jim Plunkett (10 games)
	Rich Gannon (7 games)

Most TD passes, game

6	Daryle Lamonica, vs. Hou.O., Dec. 21, 1969
5	Daryle Lamonica, vs. KC, Dec. 22, 1968
4	Ken Stabler, vs. Mia., Dec. 21, 1974

Most consecutive games, TD pass

10	Ken Stabler (1974-78)
5	Daryle Lamonica (1967-69)
	Rich Gannon (2002-03)

Most passes had intercepted, career

12	Jim Plunkett (10 games)
11	Ken Stabler (12 games)
8	Rich Gannon (7 games)

Most passes had intercepted, game

5	Jay Schroeder, at Buf., Jan. 20, 1991
	Rich Gannon, vs. TB, Jan. 26, 2003
4	Todd Marinovich, at KC, Dec. 28, 1991

Longest pass completion

86	Jeff Hostetler to Tim Brown, at Buf., Jan. 15, 1993 (TD)
82	Daryle Lamonica to Rod Sherman, vs. Mia., Dec. 27, 1970 (TD)
80	Jim Plunkett to Kenny King, vs. Phi., Jan. 25, 1981 (TD)

Highest completion percentage, career (min. 50 att.)

63.6	Rich Gannon (7 games)
59.6	Jim Plunkett (10 games)
57.8	Ken Stabler (12 games)

Highest completion percentage, game (min. 20 att.)

79.3	Rich Gannon, vs. NYJ, Jan. 12, 2002
73.9	Ken Stabler, vs. Cin., Dec. 28, 1975
70.8	Jim Plunkett, vs. Sea., Jan. 8, 1984

RECEIVING

Most receptions, career

73	Cliff Branch (19 games)
70	Fred Biletnikoff (16 games)
45	Tim Brown (12 games)

Most receptions, game

9	Cliff Branch, vs. Pit., Dec. 29, 1974
	Fred Biletnikoff, vs. NE, Dec. 18, 1976
	Jerry Rice, vs. NYJ, Jan. 12, 2002
	Tim Brown, vs. Ten., Jan. 19, 2003
8	Fred Biletnikoff, vs. Mia., Dec. 21, 1974
	Charlie Smith, vs. KC, Jan. 4, 1970

Most yards receiving, career

1,289	Cliff Branch (19 games)
1,167	Fred Biletnikoff (16 games)
581	Tim Brown (12 games)

Most yards receiving, game

190	Fred Biletnikoff, at NYJ, Dec. 29, 1968
186	Cliff Branch, vs. Pit., Dec. 29, 1974
183	Jerry Rice, vs. NYJ, Jan. 12, 2002
180	Fred Biletnikoff, vs. KC, Dec. 22, 1968

Most games, 100-or-more yards receiving, career

4	Fred Biletnikoff (16 games)
3	Cliff Branch (19 games)
1	Eight times

Most consecutive games, 100-or-more yards receiving

2	Fred Biletnikoff (1968)
---	-------------------------

Most TD receptions, career

10	Fred Biletnikoff (16 games)
7	Dave Casper (7 games)
5	Cliff Branch (19 games)

Most TD receptions, game

3	Fred Biletnikoff, vs. KC, Dec. 22, 1968
	Dave Casper, at BalC., Dec. 24, 1977
2	Bill Miller, vs. GB, Jan. 14, 1968
	Warren Wells, vs. KC, Dec. 22, 1968
	Fred Biletnikoff, vs. Hou.O., Dec. 21, 1969
	Rod Sherman, vs. Hou.O., Dec. 21, 1969
	Dave Casper, at Den., Jan. 1, 1978
	Cliff Branch, vs. Phi., Jan. 25, 1981



WR Cliff Branch

SPECIAL TEAMS

KICKOFF RETURNS

Most kickoff returns, career

16	Clarence Davis (7 games)
	Carl Garrett (5 games)
	Marcus Knight (3 games)
12	George Atkinson (9 games)

Most kickoff returns, game

8	Marcus Knight, vs. TB, Jan. 26, 2003
6	Jamie Holland, at Buf., Jan. 20, 1991
5	Carl Garrett, at BalC., Dec. 24, 1977
	Marcus Knight, vs. Ten., Jan. 19, 2003

Most kickoff return yards, career

481	Carl Garrett (5 games)
347	Marcus Knight (3 games)
343	Clarence Davis (7 games)

Most kickoff return yards, game

169	Carl Garrett, at Bal., Dec. 24, 1977
143	Marcus Knight, vs. Ten., Jan. 19, 2003
	Marcus Knight, vs. TB, Jan. 26, 2003
119	Carl Garrett, vs. NE, Dec. 18, 1976

Highest average, career (10 returns)

30.06	Carl Garrett (5 games)
27.92	George Atkinson (9 games)
21.69	Marcus Knight (3 games)

Highest average, game (3 returns)

37.00	Carl Garrett, at Den., Jan. 1, 1978
33.80	Carl Garrett, at Bal., Dec. 24, 1977
31.67	George Atkinson, vs. KC, Jan. 4, 1970

INDIVIDUAL PLAYOFF RECORDS

Longest kickoff return

44	Marcus Knight, vs. Ten., Jan. 19, 2003
29	Marcus Knight, vs. TB, Jan. 26, 2003
28	David Dunn, vs. Mia., Jan. 6, 2001
	David Dunn, vs. Bal., Jan. 14, 2001
	Marcus Knight, vs. NYJ, Jan. 12, 2003

PUNTING

Most punts, game

10	Marquette King, at Hou., Jan. 7, 2017
9	Ray Guy, vs. HouO., Dec. 28, 1980
	Ray Guy, at Cle., Jan. 4, 1981
	Shane Lechler, at NE, Jan. 19, 2002
8	Ray Guy, at Pit., Jan. 4, 1976
	Ray Guy, at BalC., Dec. 24, 1977
	Ray Guy, at Sea., Dec. 22, 1984

Highest gross punting average, game (4 punts)

56.00	Ray Guy, at SD, Jan. 11, 1981
51.11	Ray Guy, vs. HouO., Dec. 28, 1980
48.50	Mike Eischeid, vs. KC, Jan. 4, 1970

Longest punt

71	Ray Guy, at SD, Jan. 11, 1981
66	Ray Guy, vs. HouO., Dec. 28, 1980
64	Shane Lechler, vs. Bal., Jan. 14, 2001

PUNT RETURNS

Most punt returns, career

18	Neal Colzie (5 games)
13	George Atkinson (9 games)
	Greg Pruitt (6 games)

Most punt returns, game

5	Rodger Bird, vs. HouO., Dec. 31, 1967
	Neal Colzie, at BalC., Dec. 24, 1977
	Greg Pruitt, vs. Cle., Jan. 8, 1983
	Greg Pruitt, vs. Pit., Jan. 1, 1984
	Jalen Richard, at Hou., Jan. 7, 2017
4	Neal Colzie, vs. Cin., Dec. 28, 1975
	Neal Colzie, vs. Min., Jan. 9, 1977
	Keith Moody, vs. HouO., Dec. 28, 1980
	Fulton Walker, vs. NE, Jan. 5, 1986

Most punt return yards, career

221	Neal Colzie (5 games)
101	Greg Pruitt (6 games)
96	Rodger Bird (4 games)

Most punt return yards, game

68	Jalen Richard, at Hou., Jan. 7, 2017
64	Neal Colzie, vs. Cin., Dec. 28, 1975
53	Neal Colzie, vs. NE, Dec. 18, 1976
49	Rodger Bird, vs. HouO., Dec. 31, 1967
47	Greg Pruitt, vs. Pit., Jan. 1, 1984

Highest punt return average, career (9 returns)

12.28	Neal Colzie (5 games)
8.33	Tim Brown (12 games)
8.00	Rodger Bird (4 games)

Highest punt return average, game (3 returns)

17.67	Neal Colzie, vs. NE, Dec. 18, 1976
16.00	Neal Colzie, vs. Cin., Dec. 28, 1975
13.60	Jalen Richard, at Hou., Jan. 7, 2017

Longest punt return

37	Jalen Richard, at Hou., Jan. 7, 2017
25	Neal Colzie, vs. Min., Jan. 9, 1977
24	Darrien Gordon, vs. Mia., Jan. 6, 2001

DEFENSE

SACKS

Most sacks, career (since 1982)

7.5	Greg Townsend (7 games)
5.5	Lyle Alzado (3 games)
4	Howie Long (7 games)
	Rod Martin (4 games)

Most sacks, game (since 1982)

3	Greg Townsend, vs. Cin., Jan. 13, 1991
2.5	Lyle Alzado, vs. Pit., Jan. 1, 1984
2	Rod Martin, vs. Cle., Jan. 8, 1983
	Johnny Robinson, vs. Cle., Jan. 8, 1983
	Greg Townsend, vs. Sea., Jan. 8, 1984
	Lyle Alzado, at Sea., Dec. 22, 1984
	Sean Jones, vs. NE, Jan. 5, 1986
	Scott Davis, at KC, Dec. 28, 1991



DE Howie Long

INTERCEPTIONS BY

Most interceptions by, career

8	Lester Hayes (13 games)
7	Willie Brown (16 games)
4	Nemiah Wilson (8 games)

Most interceptions by, game

3	Rod Martin, vs. Phi., Jan. 25, 1981
2	Jack Tatum, at Pit., Jan. 4, 1976
	Lester Hayes, vs. HouO., Dec. 28, 1980
	Lester Hayes, at Cle., Jan. 4, 1981
	Mike Davis, vs. Sea., Jan. 8, 1984
	Tory James, vs. Mia., Jan. 6, 2001

Most consecutive games, interception

2	George Atkinson (1968-69)
	Willie Brown (1973)
	Willie Hall (1976)
	Lester Hayes (1980)

Longest interception return

90	Tory James, vs. Mia., Jan. 6, 2001 (TD)
75	Willie Brown, vs. Min., Jan. 9, 1977 (TD)
57	George Atkinson, vs. HouO., Dec. 21, 1969 (TD)

AP ALL-LEAGUE SELECTIONS

1960	All-AFL (1): Center Jim Otto
1961	All-AFL (1): Center Jim Otto
1962	All-AFL (2): Center Jim Otto, defensive back Fred Williamson.
1963	All-AFL (6): Running back Clem Daniels, linebacker Archie Matsos, safety Tommy Morrow, center Jim Otto, wide receiver Art Powell, cornerback Fred Williamson.
1964	All-AFL (1): Center Jim Otto.
1965	All-AFL (2): Cornerback Dave Grayson, center Jim Otto.
1966	All-AFL (2): Running back Clem Daniels, cornerback Kent McCloughan.
1967	All-AFL (6): Tight end Billy Cannon, defensive end Ben Davidson, defensive tackle Tom Keating, quarterback Daryle Lamonica, cornerback Kent McCloughan, center Jim Otto.
1968	All-AFL (6): Tackle Dan Birdwell, cornerback Willie Brown, running back Hewritt Dixon, safety Dave Grayson, center Jim Otto, guard Gene Upshaw.
1969	All-AFL (7): Wide receiver Fred Biletnikoff, cornerback Willie Brown, safety Dave Grayson, quarterback Daryle Lamonica, center Jim Otto, tackle Harry Schuh, guard Gene Upshaw.
1970	ALL-PRO FIRST TEAM (2): Center Jim Otto, guard Gene Upshaw.
1971	ALL-PRO FIRST TEAM (1): Cornerback Willie Brown.
1972	ALL-PRO FIRST TEAM (1): Wide receiver Fred Biletnikoff. ALL-PRO SECOND TEAM (4): Tackle Bob Brown, cornerback Willie Brown, center Jim Otto, guard Gene Upshaw.
1973	ALL-PRO FIRST TEAM (1): Cornerback Willie Brown.
1974	ALL-PRO FIRST TEAM (4): Wide receiver Cliff Branch, Tackle Art Shell, quarterback Ken Stabler, guard Gene Upshaw. ALL-PRO SECOND TEAM (2): Defensive tackle Otis Sistrunk, safety Jack Tatum.
1975	ALL-PRO FIRST TEAM (1): Wide receiver Cliff Branch. ALL-PRO SECOND TEAM (3): Tackle Art Shell, guard Gene Upshaw, linebacker Phil Villapiano.
1976	ALL-PRO FIRST TEAM (2): Wide receiver Cliff Branch, tight end Dave Casper. ALL-PRO SECOND TEAM (3): Linebacker Ted Hendricks, quarterback Ken Stabler, guard Gene Upshaw.
1977	ALL-PRO FIRST TEAM (4): Tight end Dave Casper, punter Ray Guy, tackle Art Shell, guard Gene Upshaw. ALL-PRO SECOND TEAM (2): Kicker Errol Mann, running back Mark van Eeghen.
1978	ALL-PRO FIRST TEAM (2): Tight end Dave Casper, punter Ray Guy. ALL-PRO SECOND TEAM (1): Tackle Art Shell.
1979	ALL-PRO FIRST TEAM (1): Tight end Dave Casper.
1980	ALL-PRO FIRST TEAM (2): Cornerback Lester Hayes, linebacker Ted Hendricks. ALL-PRO SECOND TEAM (1): Punter Ray Guy.
1982	ALL-PRO FIRST TEAM (2): Running back Marcus Allen, linebacker Ted Hendricks.
1983	ALL-PRO FIRST TEAM (1): Tight end Todd Christensen. ALL-PRO SECOND TEAM (4): Cornerback Lester Hayes, defensive end Howie Long, linebacker Rod Martin, safety Vann McElroy.
1984	ALL-PRO FIRST TEAM (3): Cornerback Mike Haynes, defensive end Howie Long, linebacker Rod Martin. ALL-PRO SECOND TEAM (2): Running back Marcus Allen, tight end Todd Christensen.
1985	ALL-PRO FIRST TEAM (4): Running back Marcus Allen, tight end Todd Christensen, cornerback Mike Haynes, defensive end Howie Long.
1986	ALL-PRO FIRST TEAM (1): Nose tackle Bill Pickel. ALL-PRO SECOND TEAM (1): Tight end Todd Christensen.
1990	ALL-PRO SECOND TEAM (2): Defensive end Greg Townsend, guard Steve Wisniewski.
1991	ALL-PRO FIRST TEAM (4): Punter Jeff Gossett, kicker Jeff Jaeger, safety Ronnie Lott, guard Steve Wisniewski. ALL-PRO SECOND TEAM (1): Defensive end Greg Townsend.
1992	ALL-PRO FIRST TEAM (1): Guard Steve Wisniewski.
1993	ALL-PRO SECOND TEAM (1): Guard Steve Wisniewski.
1994	ALL-PRO SECOND TEAM (3): Cornerback Terry McDaniel, defensive tackle Chester McGlockton, guard Steve Wisniewski.
1995	ALL-PRO FIRST TEAM (1): Defensive tackle Chester McGlockton. ALL-PRO SECOND TEAM (2): Cornerback Terry McDaniel, guard Steve Wisniewski.
1996	ALL-PRO SECOND TEAM (2): Defensive tackle Chester McGlockton, guard Steve Wisniewski.
1998	ALL-PRO FIRST TEAM (1): Defensive tackle Darrell Russell.
1999	ALL-PRO FIRST TEAM (1): Cornerback Charles Woodson. ALL-PRO SECOND TEAM (1): Defensive tackle Darrell Russell.
2000	ALL-PRO FIRST TEAM (2): Quarterback Rich Gannon, punter Shane Lechler. ALL-PRO SECOND TEAM (2): Guard Steve Wisniewski, cornerback Charles Woodson.
2001	ALL-PRO SECOND TEAM (2): Tackle Lincoln Kennedy, punter Shane Lechler.
2002	ALL-PRO FIRST TEAM (4): Quarterback Rich Gannon, tackle Lincoln Kennedy, center Barret Robbins, cornerback Rod Woodson. ALL-PRO SECOND TEAM (1): Wide receiver Jerry Rice.
2003	ALL-PRO FIRST TEAM (1): Punter Shane Lechler.
2004	ALL-PRO FIRST TEAM (1): Punter Shane Lechler.
2005	ALL-PRO SECOND TEAM (1): Defensive end Derrick Burgess.
2006	ALL-PRO SECOND TEAM (1): Cornerback Nnamdi Asomugha.
2007	ALL-PRO SECOND TEAM (1): Punter Shane Lechler.
2008	ALL-PRO FIRST TEAM (2): Cornerback Nnamdi Asomugha, punter Shane Lechler.
2009	ALL-PRO FIRST TEAM (1): Punter Shane Lechler. ALL-PRO SECOND TEAM (1): Cornerback Nnamdi Asomugha
2010	ALL-PRO FIRST TEAM (2): Cornerback Nnamdi Asomugha, punter Shane Lechler. ALL-PRO SECOND TEAM (1): Safety Michael Huff.
2011	ALL-PRO SECOND TEAM (3): Kicker Sebastian Janikowski, punter Shane Lechler, defensive tackle Richard Seymour.
2013	ALL-PRO SECOND TEAM (1): Fullback Marcel Reece.
2015	ALL-PRO FIRST TEAM (1): Defensive end and outside linebacker Khalil Mack. ALL-PRO SECOND TEAM (1): Safety Charles Woodson.
2016	ALL-PRO FIRST TEAM (2): Edge rusher Khalil Mack, left guard Kelechi Osemele. ALL-PRO SECOND TEAM (1): Punter Marquette King.
2019	ALL-PRO SECOND TEAM (1): Center Rodney Hudson.

ALL-TIME HONORS

AP NFL Most Valuable Player

1974 QB Ken Stabler
1985 RB Marcus Allen
2002 QB Rich Gannon

AP Offensive Player of the Year

1974 QB Ken Stabler
1985 RB Marcus Allen

AP Defensive Player of the Year

1980 CB Lester Hayes
2016 DE Khalil Mack

AP Offensive Rookie of the Year

1982 RB Marcus Allen

AP Defensive Rookie of the Year

1998 CB Charles Woodson

AP Comeback Player of the Year

1980 QB Jim Plunkett

AFL AP Player of the Year

1967 QB Daryle Lamonica

AFL UPI Player of the Year

1967 QB Daryle Lamonica
1969 QB Daryle Lamonica

PFWA Executive of the Year

2002 Al Davis
2016 Reggie McKenzie

PFWA Coach of the Year

1967 John Rauch
1969 John Madden
1982 Tom Flores
1990 Art Shell

PFWA MVP

1985 RB Marcus Allen
2002 QB Rich Gannon

PFWA Offensive Player of the Year

2002 QB Rich Gannon

PFWA Defensive Player of the Year

2016 DE Khalil Mack

PFWA Rookie of the Year

1982 RB Marcus Allen
2019 RB Josh Jacobs

PFWA Defensive Rookie of the Year

1998 CB Charles Woodson

NFL 101 Awards AFC Coach of the Year

1990 Art Shell
2000 Jon Gruden
2016 Jack Del Rio

NFL 101 Awards -

AFC Offensive Player of the Year

1969 QB Daryle Lamonica
1970 QB/K George Blanda
1974 QB Ken Stabler
1985 RB Marcus Allen
2000 QB Rich Gannon
2002 QB Rich Gannon

Sporting News Executive of the Year

2016 Reggie McKenzie

NFL 101 Awards AFC Defensive Player of the Year

1980 CB Lester Hayes
2016 DE Khalil Mack

Maxwell Club Greasy Neale Award (Coach of the Year)

1990 Art Shell
2016 Jack Del Rio

Maxwell Club Bert Bell Award (MVP)

1970 QB/K George Blanda
1976 QB Ken Stabler
2000 QB Rich Gannon
2002 QB Rich Gannon

Super Bowl MVP

XI WR Fred Biletnikoff
XV QB Jim Plunkett
XVIII RB Marcus Allen

Walter Payton Man of the Year

1974 QB/K George Blanda

Art Rooney Sportsmanship Award

2016 S Charles Woodson

AFC Offensive Player of the Month

1990 QB Jay Schroeder Dec.
1993 WR Tim Brown Dec.-Jan.
2001 QB Rich Gannon Nov.

AFC Defensive Player of the Month

1990 DE Greg Townsend Sept.
1991 S Ronnie Lott Nov.
1993 DE Anthony Smith Sept.
1998 CB Eric Allen Oct.
2000 CB Eric Allen Dec.
2002 S Rod Woodson Sept.
2006 DE Derrick Burgess Oct.
2007 LB Kirk Morrison Sept.
2015 S Charles Woodson Oct.
2016 DE Khalil Mack Nov.

AFC Special Teams Player of the Month

1993 K Jeff Jaeger Dec.-Jan.
2001 K Sebastian Janikowski Sept.
2008 KR Justin Miller Dec.
2010 KR Jacoby Ford Nov.
2011 K Sebastian Janikowski Sept.
K Sebastian Janikowski Nov.
2012 K Sebastian Janikowski Oct.

NFL Offensive Rookie of the Month

2019 RB Josh Jacobs Oct.
RB Josh Jacobs Nov.

NFL Defensive Rookie of the Month

1998 CB Charles Woodson Dec.

AFC Offensive Player of the Week

1984 RB Marcus Allen Week 4
QB Marc Wilson Week 8
1985 RB Marcus Allen Week 12
1986 QB Marc Wilson Week 4
1987 RB Bo Jackson Week 12
1989 TE Mike Dyal Week 13
1992 QB Vince Evans Week 17
1993 WR Tim Brown Week 14
QB Jeff Hostetler Week 18
1994 WR Tim Brown Week 8
QB Jeff Hostetler Week 14
1995 QB Jeff Hostetler Week 2
QB Vince Evans Week 8
1996 QB Jeff Hostetler Week 7
1997 RB Napoleon Kaufman Week 8
WR Tim Brown Week 17
1999 WR Tim Brown Week 7
QB Rich Gannon Week 10
2000 WR Tim Brown Week 6
QB Rich Gannon Week 10
2001 QB Rich Gannon Week 10
2002 QB Rich Gannon Week 10
2005 RB LaMont Jordan Week 7
2007 QB Daunte Culpepper Week 4
2009 QB Bruce Gradkowski Week 13
2010 RB Darren McFadden Week 7
2011 RB Darren McFadden Week 3
RB Michael Bush Week 10
2016 QB Derek Carr Week 8
2017 WR Amari Cooper Week 7



S Charles Woodson - 2016 Art Rooney Sportsmanship Award

AFC Defensive Player of the Week

1984	LB Rod Martin	Week 6
	CB Mike Haynes	Week 14
1985	S Vann McElroy	Week 5
1988	DE Greg Townsend	Week 14
1989	S Eddie Anderson	Week 8
1990	LB Riki Ellison	Week 15
1991	CB Lionel Washington	Week 7
	S Ronnie Lott	Week 8
1992	CB Terry McDaniel	Week 6
	DE Anthony Smith	Week 7
1993	DE Anthony Smith	Week 1
1994	CB Terry McDaniel	Week 3
	CB Terry McDaniel	Week 6
1995	DE Pat Swilling	Week 4
	LB Mike Jones	Week 6
	DE Pat Swilling	Week 10
2000	LB William Thomas	Week 4
	CB Eric Allen	Week 15
2001	LB William Thomas	Week 11
	LB William Thomas	Week 14
2002	CB Philip Buchanon	Week 5
	DE Trace Armstrong	Week 16
2003	CB Philip Buchanon	Week 11
	DT Rod Coleman	Week 15
2006	DE Derrick Burgess	Week 7
2010	S Michael Huff	Week 5
	LB Kamerion Wimbley	Week 17
2012	DE Lamarr Houston	Week 7
2013	S Charles Woodson	Week 5
2014	S Charles Woodson	Week 12
2015	DE Khalil Mack	Week 14
2016	DE Khalil Mack	Week 9
	DE Khalil Mack	Week 12
	LB Bruce Irvin	Week 15
2019	DE Maxx Crosby	Week 17

AFC Special Teams Player of the Week

1993	K Jeff Jaeger	Week 16
	K Jeff Jaeger	Week 18
1994	PR Tim Brown	Week 12
	K Jeff Jaeger	Week 15
1998	P Leo Araguz	Week 6
2000	K Sebastian Janikowski	Week 9
	P Shane Lechler	Week 12
	P Shane Lechler	Week 15
2001	PR Tim Brown	Week 13
2004	P Shane Lechler	Week 2
	T Langston Walker	Week 12
2005	K Sebastian Janikowski	Week 4
2008	K Sebastian Janikowski	Week 7
	PR Johnnie Lee Higgins	Week 12
2010	KR Jacoby Ford	Week 9
	KR Jacoby Ford	Week 16
2011	K Sebastian Janikowski	Week 1
	K Sebastian Janikowski	Week 5
	KR Jacoby Ford	Week 6
	K Sebastian Janikowski	Week 12
	DT Richard Seymour	Week 16
2012	K Sebastian Janikowski	Week 15
2015	P Marquette King	Week 16
2016	P Marquette King	Week 7
2017	K Giorgio Tavecchio	Week 1
2018	WR/RS Dwayne Harris	Week 4
	K Daniel Carlson	Week 11
	WR/RS Dwayne Harris	Week 16

NFL Playoff Offensive Player of the Week

2001	WR Jerry Rice (Wild Card)
2002	QB Rich Gannon (Championship)

NFL Playoff Defensive Player of the Week

2000	CB Tory James (Divisional)
------	----------------------------

NFL Playoff Special Teams Player of the Week

2002	LB Tim Johnson (Divisional)
	K Sebastian Janikowski (Championship)

Commitment to Excellence Award

1967	QB Daryle Lamonica
1968	C Jim Otto
1969	CB Willie Brown
1970	QB/K George Blanda
1971	C Jim Otto
1972	RB Marv Hubbard
1973	QB Ken Stabler
1974	QB Ken Stabler
1975	RB Pete Banaszak
1976	QB Ken Stabler
1977	RB Mark Van Eeghen
1978	TE Dave Casper
1979	TE Raymond Chester
1980	LB Ted Hendricks
1981	LB Rod Martin
1983	LB Rod Martin
1984	RB Marcus Allen
1985	RB Marcus Allen
1986	DT Bill Pickel
1987	RB Marcus Allen
1988	RB Marcus Allen
1989	DE Greg Townsend
1990	DE Greg Townsend
1991	S Ronnie Lott
1992	RB Marcus Allen
	CB Terry McDaniel
1993	WR Tim Brown
1994	CB Terry McDaniel
1995	WR Tim Brown
1996	QB Jeff Hostetler
1997	WR Tim Brown
	QB Jeff George
	DT Russell Maryland
1998	LB Greg Biekert
1999	WR Tim Brown
2000	QB Rich Gannon
2001	WR Tim Brown
	G Steve Wisniewski
2002	WR Tim Brown
2003	WR Jerry Rice
2004	WR Ronald Curry
	OL Barry Sims
2005	DE Derrick Burgess
2006	CB Nnamdi Asomugha
2007	RB Justin Fargas
2008	CB Nnamdi Asomugha
2009	RB Justin Fargas
	TE Zach Miller
2010	RB Rock Cartwright
2011	RB Rock Cartwright
2012	LS Jon Condo
2013	FB Marcel Reece
2014	S Charles Woodson
2015	S Charles Woodson
2016	QB Derek Carr
2017	C Rodney Hudson
2018	C Rodney Hudson
2019	C Rodney Hudson

Ed Block Courage Award

1984	C/G Dave Dalby
1985	QB Marc Wilson
1986	RB Frank Hawkins
1987	LB Jerry Robinson
1988	RB Marcus Allen
1989	DB Lionel Washington
1990	WR Tim Brown
1991	T Steve Wright
1992	G Todd Peat
1993	LB Winston Moss
1994	QB Jeff Hostetler
1995	OL Don Mosebar
1996	CB Terry McDaniel
1997	T Pat Harlow
1998	RB Harvey Williams
1999	CB Eric Allen
2000	T Matt Stinchcomb
2001	RB Randy Jordan
2002	WR Jerry Porter
2003	C Barret Robbins
2004	LB Sam Williams
2005	DB Jarrod Cooper
2006	WR Ronald Curry
2007	RB Justin Fargas
2008	C/G Jake Grove
2009	S Tywon Branch
2010	G Robert Gallery
2011	DE Trevor Scott
2012	LB Travis Goethel
2013	T Khalif Barnes
2014	CB DJ Hayden
2015	WR Rod Streater
2016	LS Jon Condo
2017	QB Derek Carr
2018	TE Jared Cook
2019	T Denzelle Good

Raiders in the Bay Area Sports Hall of Fame

1986	Jim Otto
1989	George Blanda
1990	Fred Biletnikoff
1991	John Madden
1992	Jim Plunkett
1994	Bill Walsh
1996	Gene Upshaw
1998	Art Shell
1999	Ronnie Lott
2000	Ken Stabler
2001	Willie Brown
2007	Jerry Rice
2008	Roger Craig, Ray Guy
2009	Dave Casper
2010	Al Davis
2012	Tom Flores
2013	Tim Brown
2016	Raymond Chester

Craig Long Award (Media)

2014	DL Antonio Smith
2015	S Charles Woodson
2016	T Donald Penn
2017	RB Jalen Richard
2018	DE Frostee Rucker
2019	TE Darren Waller

ALL-TIME PRO BOWL

1961 (3)	RB Alan Miller C Jim Otto CB Fred Williamson
1962 (2)	C Jim Otto CB Fred Williamson
1963 (8)	DT Dave Costa RB Clem Daniels QB Cotton Davidson G Wayne Hawkins LB Archie Matos C Jim Otto WR Art Powell CB Fred Williamson
1964 (4)	RB Clem Daniels G Wayne Hawkins C Jim Otto WR Art Powell
1965 (5)	RB Clem Daniels DB Dave Grayson G Wayne Hawkins C Jim Otto WR Art Powell
1966 (12)	LB Dan Conners RB Clem Daniels DE Ben Davidson RB Hewritt Dixon QB Tom Flores DB Dave Grayson G Wayne Hawkins DT Tom Keating DE Isaac Lassiter CB Kent McCloughan C Jim Otto WR Art Powell
1967 (13)	WR Fred Biletnikoff K George Blanda CB Willie Brown LB Dan Conners DE Ben Davidson RB Hewritt Dixon G Wayne Hawkins DT Tom Keating QB Daryle Lamonica CB Kent McCloughan C Jim Otto T Harry Schuh CB Nemiah Wilson
1968 (9)	CB George Atkinson DT Dan Birdwell CB Willie Brown LB Dan Conners DE Ben Davidson RB Hewritt Dixon C Jim Otto G Gene Upshaw WR Warren Wells
1969 (9)	CB George Atkinson WR Fred Biletnikoff CB Willie Brown TE Billy Cannon DB Dave Grayson QB Daryle Lamonica LB Gus Otto C Jim Otto T Harry Schuh
1970 (8)	WR Fred Biletnikoff CB Willie Brown TE Raymond Chester RB Hewritt Dixon QB Daryle Lamonica C Jim Otto T Harry Schuh WR Warren Wells
1971 (6)	WR Fred Biletnikoff T Bob Brown CB Willie Brown TE Raymond Chester RB Marv Hubbard C Jim Otto
1972 (7)	CB Willie Brown TE Raymond Chester RB Marv Hubbard QB Daryle Lamonica C Jim Otto T Art Shell G Gene Upshaw
1973 (9)	WR Fred Biletnikoff CB Willie Brown P Ray Guy RB Marv Hubbard T Art Shell QB Ken Stabler S Jack Tatum G Gene Upshaw LB Phil Villapiano

1974 (9)	WR Fred Biletnikoff WR Cliff Branch P Ray Guy T Art Shell DT Otis Sistrunk QB Ken Stabler S Jack Tatum G Gene Upshaw LB Phil Villapiano
1975 (6)	WR Cliff Branch P Ray Guy T Art Shell S Jack Tatum* G Gene Upshaw LB Phil Villapiano
1976 (7)	WR Cliff Branch TE Dave Casper P Ray Guy T Art Shell QB Ken Stabler* G Gene Upshaw LB Phil Villapiano
1977 (8)	WR Cliff Branch TE Dave Casper C Dave Dalby P Ray Guy T Art Shell QB Ken Stabler G Gene Upshaw RB Mark van Eeghen
1978 (3)	TE Dave Casper P Ray Guy T Art Shell
1979 (2)	TE Dave Casper TE Raymond Chester
1980 (5)	P Ray Guy CB Lester Hayes LB Ted Hendricks RB Kenny King* T Art Shell
1981 (2)	CB Lester Hayes LB Ted Hendricks
1982 (3)	RB Marcus Allen CB Lester Hayes LB Ted Hendricks
1983 (8)	TE Todd Christensen CB Lester Hayes LB Ted Hendricks T Henry Lawrence DE Howie Long LB Rod Martin S Vann McElroy KR Greg Pruitt
1984 (8)	RB Marcus Allen TE Todd Christensen CB Lester Hayes CB Mike Haynes T Henry Lawrence DE Howie Long LB Rod Martin S Vann McElroy
1985 (4)	RB Marcus Allen TE Todd Christensen CB Mike Haynes DE Howie Long
1986 (5)	RB Marcus Allen* TE Todd Christensen CB Mike Haynes DE Howie Long C Don Mosebar
1987 (3)	RB Marcus Allen TE Todd Christensen DE Howie Long
1988 (2)	WR Tim Brown LB Matt Millen
1989 (1)	DE Howie Long
1990 (4)	RB Bo Jackson* C Don Mosebar DE Greg Townsend G Steve Wisniewski
1991 (8)	WR Tim Brown P Jeff Gossett TE Ethan Horton K Jeff Jaeger S Ronnie Lott C Don Mosebar DE Greg Townsend G Steve Wisniewski
1992 (3)	DE Howie Long CB Terry McDaniel G Steve Wisniewski*

1993 (5)	WR Tim Brown DE Howie Long CB Terry McDaniel G Max Montoya G Steve Wisniewski
1994 (6)	WR Tim Brown G Kevin Gogan QB Jeff Hostetler CB Terry McDaniel DT Chester McGlockton G Steve Wisniewski*
1995 (4)	WR Tim Brown CB Terry McDaniel DT Chester McGlockton G Steve Wisniewski
1996 (3)	WR Tim Brown CB Terry McDaniel DT Chester McGlockton
1997 (3)	WR Tim Brown DT Chester McGlockton G Steve Wisniewski
1998 (2)	DT Darrell Russell CB Charles Woodson
1999 (4)	WR Tim Brown QB Rich Gannon DT Darrell Russell CB Charles Woodson
2000 (4)	QB Rich Gannon T Lincoln Kennedy G Steve Wisniewski CB Charles Woodson
2001 (5)	WR Tim Brown QB Rich Gannon T Lincoln Kennedy P Shane Lechler CB Charles Woodson
2002 (5)	QB Rich Gannon T Lincoln Kennedy WR Jerry Rice C Barret Robbins* CB Rod Woodson*
2004 (1)	P Shane Lechler
2005 (1)	DE Derrick Burgess
2006 (2)	CB Nnamdi Asomugha* DE Derrick Burgess
2007 (1)	P Shane Lechler
2008 (2)	CB Nnamdi Asomugha P Shane Lechler
2009 (3)	CB Nnamdi Asomugha LS Jon Condo P Shane Lechler
2010 (4)	CB Nnamdi Asomugha P Shane Lechler TE Zach Miller DT Richard Seymour*
2011 (4)	LS Jon Condo K Sebastian Janikowski P Shane Lechler DT Richard Seymour
2012 (1)	FB Marcel Reece
2013 (1)	FB Marcel Reece
2014 (1)	FB Marcel Reece
2015 (6)	QB Derek Carr WR Amari Cooper DE Khalil Mack RB Latavius Murray FB Marcel Reece* S Charles Woodson
2016 (7)	QB Derek Carr* WR Amari Cooper* C Rodney Hudson DE Khalil Mack* S Reggie Nelson G Kelechi Osemele T Donald Penn*
2017 (5)	QB Derek Carr G Rodney Hudson DE Khalil Mack* G/T Kelechi Osemele T Donald Penn*
2018 (1)	TE Jared Cook
2019 (2)	T Trent Brown* C Rodney Hudson

AFL All-Star Game, 1961-69; Pro Bowl, 1970-Present
* - Selected but did not play

PRO BOWL SELECTIONS

Pos.	Player	Pro Bowls	Years	C	Player	Years	2002*
RB	Marcus Allen	5	1982,84,85,86*,87	DT	Darrell Russell	2	1998,99
CB	Nnamdi Asomugha	4	2006*,08,09,10	T	Harry Schuh	1	1970
WR	Fred Biletnikoff	4	1970,71,73,74	DT	Richard Seymour	2	2010*,11
WR	Cliff Branch	4	1974,75,76,77	T	Art Shell	8	1972,73,74,75,76,77,78,80
T	Bob Brown	1	1971*	DT	Otis Sistrunk	1	1974
WR/RB	Tim Brown	9	1988,91,93,94,95,96,97,99,01	QB	Ken Stabler	4	1973,74,76*,77
T	Trent Brown	1	2019*	S	Jack Tatum	3	1973,74,75*
CB	Willie Brown	4	1970,71,72,73	DE	Greg Townsend	2	1990,91
DE	Derrick Burgess	2	2005,06	G	Gene Upshaw	6	1972,73,74,75,76,77
QB	Derek Carr	3	2015,16*,17	RB	Mark van Egghen	1	1977
TE	Dave Casper	4	1976,77,78,79	LB	Phil Villapiano	4	1973,74,75,76
TE	Raymond Chester	4	1970,71,72,79	WR	Warren Wells	1	1970
TE	Todd Christensen	5	1983,84,85,86,87	G	Steve Wisniewski	8	1990,91,92*,93,94*,95,97,00
LS	Jon Condo	2	2009,11	CB	Charles Woodson	5	1998,99,00,01,15
TE	Jared Cook	1	2018	S	Rod Woodson	1	2002*
WR	Amari Cooper	2	2015, 16*	* — Selected but did not play			
C	Dave Dalby	1	1977	Pro Bowl MVP			
RB	Hewritt Dixon	1	1970	Rich Gannon	2001		
QB	Rich Gannon	4	1999,00,01,02	Rich Gannon	2002		
G	Kevin Gogan	1	1994	AFL All-Star Game (1961-69)			
P	Jeff Gossett	1	1991	CB	George Atkinson	2	1968,69
P	Ray Guy	7	1973,74,75,76,77,78,80	WR	Fred Biletnikoff	2	1967,69
CB	Lester Hayes	5	1980,81,82,83,84	DT	Dan Birdwell	1	1968
CB	Mike Haynes	3	1984,85,86	K	George Blanda	1	1967
LB	Ted Hendricks	4	1980,81,82,83	CB	Willie Brown	3	1967,68,69
TE	Ethan Horton	1	1991	TE	Billy Cannon	1	1969
QB	Jeff Hostetler	1	1994	LB	Dan Conners	3	1966,67,68
RB	Marv Hubbard	3	1971,72,73	DT	Dave Costa	1	1963
C	Rodney Hudson	3	2016,17,19	RB	Clem Daniels	4	1963,64,65,66
RB	Bo Jackson	1	1990*	DE	Ben Davidson	3	1966,67,68
K	Jeff Jaeger	1	1991	QB	Cotton Davidson	1	1963
K	Sebastian Janikowski	1	2011	RB	Hewritt Dixon	3	1966,67,68
T	Lincoln Kennedy	3	2000,01,02	QB	Tom Flores	1	1966
RB	Kenny King	1	1980*	CB/S	Dave Grayson	3	1965,66,69
QB	Daryle Lamonica	2	1970,72	G	Wayne Hawkins	5	1963,64,65,66,67
T	Henry Lawrence	2	1983,84	DT	Tom Keating	2	1966,67
P	Shane Lechler	7	2001,04,07,08,09,10,11	QB	Daryle Lamonica	2	1967,69*
DE	Howie Long	8	1983,84,85,86,87,89,92,93	DE	Isaac Lassiter	1	1966
S	Ronnie Lott	1	1991	LB	Archie Matsos	1	1963
DE	Khalil Mack	3	2015,16*,17*	CB	Kent McCloughan	2	1966,67*
B	Rod Martin	2	1983,84	RB	Alan Miller	1	1961
CB	Terry McDaniel	5	1992,93,94,95,96	LB	Gus Otto	1	1969
S	Vann McElroy	2	1983,84	C	Jim Otto	9	1961,62,63,64,65,66,67,68,69
DT	Chester McGlockton	4	1994,95,96,97	WR	Art Powell	4	1963,64,65,66
LB	Matt Millen	1	1988	T	Harry Schuh	2	1967,69
TE	Zach Miller	1	2010	G	Gene Upshaw	1	1968
G	Max Montoya	1	1993	WR	Warren Wells	1	1968
C	Don Mosebar	3	1986,90,91	CB	Fred Williamson	3	1961,62,63
RB	Lataavius Murray	1	2015	CB	Nemiah Wilson	1	1967
S	Reggie Nelson	1	2016	* — Selected but did not play			
G	Kelechi Osemele	2	2016,17	AFL All-Star Game Outstanding Defensive Player			
C	Jim Otto	3	1970,71,72	Archie Matsos	1964		
T	Donald Penn	2	2016*,17*				
KR	Greg Pruitt	1	1983				
FB	Marcel Reece	4	2012,13,14,15*				
WR	Jerry Rice	1	2002				



RB Marcus Allen — 1984 Pro Bowl in Honolulu

PRO FOOTBALL HALL OF FAME



1979 - RON MIX

Raiders offensive tackle, 1971; pro football veteran, 1961-1969, 1971

Inducted into Pro Football Hall of Fame on July 28, 1979...Played 11 pro seasons, 10 with the Los Angeles/San Diego Chargers and one with the Oakland Raiders...Became the first player to have worn a Raider uniform inducted into the Pro Football Hall of Fame...Was the second player from the American Football League (AFL) to be enshrined in Canton, following former teammate Lance Alworth...Elected to the AFL All-Star team in nine straight seasons...A nine-time All-AFL selection...Named to the all-time AFL first team, and is one of only 20 individuals who played the entire 10 years of the AFL...Played in 142 career games...Flagged for just two holding penalties in an 11-year career...Played in five of the first six AFL Championship games, helping lead Chargers to 1963 title...Retired after the 1969 season, but returned to football in 1971 following a trade to the Raiders...Played in 12 games with four starts for the Silver and Black...Earned All-American honors in 1959 as a collegiate lineman at USC...Selected

by the Baltimore Colts as the 10th overall pick in the 1960 NFL Draft...Also chosen in the first round of the 1960 AFL Draft by the Boston Patriots...Named to the International Jewish Sports Hall of Fame in 1980.

1980 - JIM OTTO

Raiders center, 1960-74; pro football veteran, 1960-74

Inducted into Pro Football Hall of Fame on Aug. 2, 1980...The only All-League center the American Football League ever had (1960-69)...Chosen to Hall of Fame AFL All-Star Team of the Decade...Named the All-American Football Conference center for three more seasons, 1970-72...Started in 210 consecutive league games, most in Raiders history...Including preseason, postseason and all-star games, he played in 308 games as a Raider...Last of the original Raiders...Participated in nine AFL All-Star Games and in the first three AFC-NFL Pro Bowls...During his 15-year career, the Raiders won seven division championships and the AFL Championship in 1967...Twice winner of the Gorman Award (1968 and 1971) as "Player Who Best Exemplifies the Pride and Spirit of the Oakland Raiders"...Selected to AFL-NFL 25-year All-Star Team...Third AFL player inducted into Hall of Fame...Elected to the Hall of Fame in his first year of eligibility...Rejoined Raiders front office in special projects in 1995.



1981 - GEORGE BLANDA

Raiders quarterback/kicker, 1967-75; pro football veteran, 1949-75

Inducted into Pro Football Hall of Fame on Aug. 1, 1981...The first player and one of only two in history to celebrate a Silver Anniversary in pro football, ending his NFL career in 1975 with an all-time high 26 seasons...Set an NFL record with 2,002 points...Completed 1,911 passes in career for 26,920 yards and threw for 236 touchdowns...Played in 224 straight games, 340 overall...Raiders all-time scoring leader with 863 points...Led NFL eight times in extra points scored in a season, including 64 in 1961...Missed only 16 of 959 extra point attempts in 26 years...Kicked 335 field goals, including nine of 50 yards or more...Named 1970 Player of the Year for quarterbacking and kicking feats...Winner of 1970 Gorman Award as "Player Who Best Exemplifies the Pride and Spirit of the Oakland Raiders"...Set Raider single-season scoring record with 117 points in 1968...Played in 11 championship games, seven with Raiders...

Played on three AFL Championship teams, one with Oakland and two with Houston...Named to AFL-NFL 25-year All-Star Team...Chosen for the Hall of Fame in his first year of eligibility.

1984 - WILLIE BROWN

Raiders cornerback, 1967-78, pro football veteran, 1963-78

Inducted into Pro Football Hall of Fame on July 28, 1984...Shares Raider all-time lead in interceptions with 39...All-Pro seven times, played in five AFL All-Star Games and four NFL Pro Bowls...Named to All-Time AFL team at cornerback in 1969...Played in three AFL and six AFC Championship Games with Raiders, plus Super Bowls II and XI...Set Super Bowl record with 75-yard interception return for touchdown against Minnesota in Super Bowl XI...Had two other postseason interception returns for touchdowns — against Miami in 1970 and Pittsburgh in 1973...Intercepted at least one pass for a then-NFL record 16 straight seasons...Intercepted 54 passes in career, with 472 return yards, two touchdowns in league play...Tied NFL record with four interceptions against N.Y. Jets on Nov. 15, 1964...Played in 205 games...MVP in 1965 AFL All-Star Game...Winner of 1968 Gorman Award as "Player Who Best Exemplifies the Pride and Spirit of the Oakland Raiders"...Raiders defensive captain for 10 years...Selected to AFL-NFL 25-year All-Star Team...Chosen to the Hall of Fame in first year of eligibility...Originally signed as free agent by Houston Oilers, played four seasons with Denver Broncos...Served as Raiders defensive backfield coach from 1979-88...Head football coach at Long Beach State in 1991 and at L.A. Jordan High School in 1994...Inducted to Louisiana Sports Hall of Fame in 1992 and into Mississippi Sports Hall of Fame in 1994...Rejoined Raiders in 1995 as director of squad development and returned to on-field coaching, tutoring Raider cornerbacks until retiring as a position coach...Currently serves on the football operations staff with the Raiders.



1987 - GENE UPSHAW

Raiders guard, 1967-82; pro football veteran, 1967-82



Inducted into Pro Football Hall of Fame on Aug. 8, 1987...All-Pro or All-Conference eight times, played in six Pro Bowls and one AFL All-Star Game...Games played (217) is second-most in team history...Missed only one league game in career...207 consecutive league games and starts are both second on Raider list...First player in NFL history to participate in Super Bowls in three different decades (after 1967, 1976 and 1980 seasons)...Holds Raider all-time record with 24 playoff game starts...Offensive team captain for nine years (1973-81)...Only second guard inducted into Pro Football Hall of Fame...During 15-year active pro career, the Raiders made 11 playoff appearances, won eight division titles, one AFL Championship, two AFC titles and two World Championships of Professional Football...Named to

AFL-NFL 25-year All-Star, NFL 75th Anniversary All-Time and All-Monday Night Teams...Chosen to the Hall of Fame in first year of eligibility...Served as executive director of NFL Players Association from 1983 until his passing in 2008.

1988 - FRED BILETNIKOFF

Raiders wide receiver, 1965-78; pro football veteran, 1965-78



Inducted into Pro Football Hall of Fame on July 30, 1988...No. 2 all-time in history of Silver and Black with 589 career catches...Ranked fourth on the NFL all-time receiving list at time of retirement...Also No. 2 among all-time Raiders in receiving yards (8,974) and receiving touchdowns (76)...Also caught 70 passes for 1,167 yards and 10 touchdowns in postseason games, ranking second on all-time NFL list upon retirement...Played in three AFL title games, five AFC Championships and Super Bowls II and XI...MVP of Super Bowl XI with four catches for 79 yards...Held NFL record of 10 straight seasons with 40 or more receptions (1967-76)...Raiders leading receiver for six consecutive seasons (1968-73)...Led NFL in receiving with 61 catches in 1971, then led AFC in 1972 with 58...All-AFL in 1969, All-AFC in 1970, 1972 and 1973...Played in two AFL All-Star Games and four Pro Bowls...Played in 190 games in 14 seasons...Had 21, 100-yard receiving games...Had four, 100-yard receiving games in playoffs...Never played in a losing season with the Raiders...Originally selected in the second round of the 1965 AFL Draft after record-setting collegiate career at Florida State...Named to Walter Camp All-Century Team...Rejoined Raiders as wide receivers coach in 1989...Award in his name goes to nation's top collegiate wide receiver...Was Raiders wide receivers coach from 1989-94, handled quality control from 1995-96 and returned to coach receivers in 1997 until retiring from coaching following the 2006 season.

1989 - ART SHELL

Raiders tackle, 1968-82; pro football veteran, 1968-82



Inducted into Pro Football Hall of Fame on Aug. 5, 1989...All-American Football Conference selection six straight years from 1973-78...All-Pro in 1973, 1974 and 1977...Played in 207 league games, fourth-highest in history of Silver and Black...Selected to play in eight Pro Bowls, second-most of any Raider player, during career which spanned three decades...Played in 23 postseason contests, including eight AFL-AFC Championships and Raider victories in Super Bowls XI and XV...Credited with near-perfect performance in Raiders Super Bowl XI victory over Minnesota, limiting Vikings highly regarded defensive end Jim Marshall to no tackles, sacks or assists during 32-14 win...Played in first 156 games before missing five games due to preseason injury...Launched another streak of 51 straight games...Named to NFL All-Monday Night Team...Originally selected in third round of the 1968 AFL

Draft after stellar career as a two-way lineman at Maryland-Eastern Shore...Raiders offensive line coach after retiring as a player in 1982 until 1988, when he became head coach of the Silver and Black...Served as head coach of the Raiders until 1994 and re-joined the Silver and Black as head coach in 2006...Also served as an NFL assistant coach with Kansas City and Atlanta and was the NFL's senior vice president for football operations and development.

1990 - TED HENDRICKS

Raiders linebacker, 1975-83; NFL veteran, 1969-83



Inducted into Pro Football Hall of Fame on Aug. 4, 1990...Played in every game during his 15 NFL seasons, including nine with Silver and Black...Played in 131 consecutive league games with Raiders, 215 in career, most by any linebacker in NFL history...Member of all three Raider teams that won the World Championship of Professional Football (1976, 1980 and 1983)...Intercepted 26 passes for 332 yards and one touchdown while recovering 16 opponents fumbles...Shares NFL record for most safeties in pro career with four...Also shares postseason NFL record for most opponent's fumbles recovered in career with four...Scored three touchdowns in career — on a fumble recovery, interception return and return of blocked punt...Named All-AFC seven times, All-NFC once and played in eight AFC-NFC Pro Bowls...Second round pick in the 1969 Draft by Baltimore Colts...Was a member of Baltimore's Super Bowl V Championship team...Played for Colts before being traded to Green Bay in 1974, then joined Raiders as free agent in 1975...Three-time All-America linebacker/defensive end at the University of Miami...Named to the NFL 75th Anniversary All-Time team in 1994.

1992 - AL DAVIS

Scout, Assistant Coach, Head Coach, League Commissioner, Owner



Inducted into Pro Football Hall of Fame on Aug. 1, 1992...Went from assistant coach of the Los Angeles Chargers, to head coach and general manager of the Raiders, to commissioner of the American Football League and to principal owner and chief executive officer of the Raiders, transforming the failing franchise into pro football's winningest team...In first season in Oakland, team went 10-4 in 1963 with Davis being named Coach of the Year by AP, UPI, Sports Illustrated, The Sporting News and his fellow coaches...Became the first sports figure ever honored by the Chamber of Commerce as Oakland's Young Man of the Year...In 1966, became commissioner of the AFL at 36 and was acclaimed nationally as the driving force who brought on the historic merger between the NFL and AFL...He played a vital role in the development of the game as a participant in the prestigious NFL Competition Committee and the NFL Owners Executive Committee...Has been chosen by a record nine Pro Football Hall of Fame inductees to present them at the Canton, Ohio ceremony — Lance Alworth, Jim Otto, George Blanda, Willie Brown, Gene Upshaw, Fred Biletnikoff, Art Shell, Ted Hendricks

and John Madden...Became the first recipient of the NFL Players Association's Retired Players Award of Excellence "for his contributions to the men who played the game" in 1991...As a member of the Executive Committee of the NFL Management Council, Davis was a major factor in achieving a collective bargaining agreement with the players...Was offensive end coach of the Los Angeles Chargers from 1960-62, before being named Raiders head coach/general manager at age 33...He attended Wittenberg College and Syracuse, earning a degree in English while playing football, basketball and baseball in 1950...Named line coach at Adelphi College in New York...His innovative technical football articles, published in the leading coaching magazines, gained him wide acclaim...Went into the U.S. Army, being assigned as head football coach at Ft. Belvoir, Va...There he molded a national power service team and capped one season by defeating Maryland, national collegiate football champions, in a squad game...On the staff of the Baltimore Colts in 1954, at age 24, concentrating on player personnel...During 1955-56, served as line coach and chief recruiter at The Citadel...Then spent three years at USC as line coach and in 1959, was also defensive coordinator.

1997 - MIKE HAYNES

Raiders cornerback, 1983-89; NFL veteran, 1976-89



Inducted into Pro Football Hall of Fame on July 26, 1997...Made nine Pro Bowl appearances in pro career...Credited with 46 career interceptions while playing with the Raiders and New England...Totaled 688 yards in interception returns and returned two interceptions for touchdowns in pro career...Tied for Raiders lead with three interceptions in 1988...Played in 43 consecutive games with Raiders before missing action in mid-season in 1986...Led league in return yards in 1984 with 220 yards on six interception returns, including single longest interception return of 97 yards at Miami...Had 13 career interceptions as a Raider...Joined Raiders in midseason 1983, played in final five league games plus three playoff wins...Had interception as Raiders downed Redskins in Super Bowl XVIII...Came to Raiders in trade with New England...Played out option with Patriots in 1982, completing seven seasons with New England...Made 58 consecutive starts with Patriots from 1976-79...Patriots top interceptor from 1976-78...New England's all-time punt return leader with 1,159 yards on 111 returns, a 10.4-yard average...Had two punt return touchdowns as a rookie in 1976, with runs of 89 and 62 yards...Also blocked and returned a field goal attempt for a 65-yard touchdown in 1980...Fifth player and first defensive back taken in 1976 Draft by New England...AFC Rookie of Year...All-Pro in 1978, 1982, 1984 and 1985 and All-Conference eight times...Named to NFL All-Time Team...All-America defensive back as junior and senior at Arizona State...Named MVP in 1976 Japan Bowl and 1973 Fiesta Bowl...Two-year letterman in track, winning conference long jump title one year and runner-up the other...Served as the NFL's vice president of player and employee development.

1999 - ERIC DICKERSON

Raiders running back, 1992; NFL veteran 1983-93



Inducted into Pro Football Hall of Fame on Aug. 7, 1999...Played 11 NFL seasons and made six Pro Bowl appearances in pro career...Began NFL career as first round pick, second selection overall, by L.A. Rams in 1983...Also played for Indianapolis Colts (1987-91), Raiders (1992) and Atlanta Falcons (1993)...Led Raiders in rushing in 1992 with 729 yards...Played 11 seasons, 146 games...All-America, one of the best college runners in NCAA history...Rushed for 4,450 yards in four seasons at SMU...Holds NFL rookie season records for most rushing attempts — 390; most yards rushing — 1,808; most touchdowns rushing — 18...Set NFL records for rushing yards in a season — 2,105; 100-yard rushing performances — 12; and combined yards from scrimmage — 2,244 in 1984...Retired from NFL ranked third in career rushing yardage — 13,259... Gained a playoff-record 248 yards rushing in 1985 NFC Divisional Playoff Game...In

1987, traded from Rams to Colts in blockbuster deal that also involved the Bills...Recorded a then-record seven consecutive seasons with 1,000 yards rushing...Named NFL Player of the Year, 1984; NFL Offensive Player of the Year, 1986...All-Pro 1983, 1984, 1986, 1987 and 1988...All-NFC 1983, 1984 and 1986...All-AFC in 1987 and 1988.

2000 - HOWIE LONG

Raiders defensive end/defensive tackle, 1981-93; NFL veteran, 1981-93



Inducted into Pro Football Hall of Fame on July 29, 2000...Played 13 NFL seasons, all with the Raiders, and made eight Pro Bowl appearances in pro career...Moved into starting role with the Raiders beginning in the fifth game of the strike-shortened 1982 season...Just the second Raider defensive lineman to make a Pro Bowl... First or second team All-Pro choice in 1983, 1984, 1985, 1986 and 1989...Was also named All-AFC four times...In 1985, posted 10 sacks, with at least one in eight games and was selected as Raider Lineman's Club Defensive Lineman of the Year by his teammates...Although he missed much of the 1988 season due to injury, he still managed to record three sacks and intercept the first pass of his career, which he returned 73 yards in a game against Houston...Member of the NFL's All-Decade Team of the 1980s, recorded 84 career sacks, not including 7.5 sacks in 1981 before the sack was an official NFL stat...Raiders second round pick in 1981 NFL Draft and the 48th player selected overall...Four-year letterman at Villanova and MVP in the 1980 Blue-Gray Game...Has served as a studio host for NFL pregame show on FOX.

2000 - RONNIE LOTT

Raiders safety, 1991-92; NFL veteran, 1981-94



Inducted into Pro Football Hall of Fame on July 29, 2000...Played 14 NFL seasons — including two with the Raiders — and made 10 Pro Bowl appearances in pro career at three positions — cornerback, free safety and strong safety...Named All-Pro eight times, All-NFC six times and All-AFC once, selected to play in 10 Pro Bowls and was named to the NFL's 75th Anniversary Team...In his first NFL season, led a young secondary that helped the 49ers win Super Bowl XVI...Became the second rookie in NFL history to return three interceptions for touchdowns and finished second to Lawrence Taylor for Rookie of the Year honors... In 1986, played 14 games at the free safety position before an injury sidelined him for the final two games of the season...Still led the league with a career-most 10 interceptions, recorded 77 tackles, three forced fumbles and two sacks...During his career with the 49ers (1981-90), Los Angeles Raiders (1991-92) and the New York Jets (1993-94), recorded 63 career interceptions and twice led the league...Surpassed the 1,000-career tackle mark in 1993 and had five seasons of at least 100 tackles...In his 10 seasons with the 49ers, San Francisco won eight NFC Western Division titles and four Super Bowls...In 20 playoff contests (all starts), he recorded nine interceptions, 89 tackles, one forced fumble, one fumble recovery and two touchdowns...San Francisco 49ers first round draft pick and the eighth player chosen overall in the 1981 NFL Draft following All-American college career at Southern California.

PRO FOOTBALL HALL OF FAME

2002 - DAVE CASPER

Raiders tight end, 1974-80, 1984; NFL veteran, 1974-84



Inducted into Pro Football Hall of Fame on Aug. 3, 2002...Played 11 seasons in the NFL, seven-and-a-half with the Raiders...During that time, named All-Pro and All-AFC four times and was selected to play in four Pro Bowls...Traded to the Houston Oilers for a first round and two second round draft picks midway through 1980 season, finished the season with 56 receptions and was named to his fifth Pro Bowl...In 1984, after a brief stint with the Minnesota Vikings, returned to the Raiders, finishing his career with 378 receptions for 5,216 yards and 52 touchdowns...Outstanding play contributed to Raiders success and a 32-14 victory over Vikings in Super Bowl XI...Outstanding blocker as well as receiver...Caught the game-winning 10-yard touchdown pass in 1977 double-overtime AFC playoff game...His infamous “Ghost to the Post,”

in reference to his 42-yard reception, set up the tying field goal at the end of regulation...All-America as an offensive tackle in 1972 and an All-America tight end in 1973 at Notre Dame...Second round pick by the Raiders in the 1974 NFL Draft.

2003 - MARCUS ALLEN

Raiders running back, 1982-92; NFL veteran, 1982-97

Inducted into Pro Football Hall of Fame on Aug. 3, 2003...The 10th player selected in the 1982 NFL Draft...Played 16 NFL seasons, including 11 with the Los Angeles Raiders...Gained 12,243 yards rushing, 5,411 yards receiving and scored 145 touchdowns...1981 Heisman Trophy winner while at Southern California and NFL Rookie of the Year in 1982...During his 11 seasons with the Raiders, named to the Pro Bowl five times and added a sixth appearance in 1994 as a member of the Kansas City Chiefs...Was the Raiders leading rusher seven consecutive years...Led the Raiders in receptions with 51 in 1987...Named MVP in Super Bowl XVIII when the Raiders defeated the Washington Redskins 38-9 after rushing for 191 yards and scoring two touchdowns, one a then-Super Bowl record 74-yarder...In 1985, named NFL MVP after leading the league with 1,759 rushing yards on 380 carries for a 4.6 yards per carry average and 11 touchdowns...Also caught 67 passes for 555 yards and scored an additional three touchdowns...In 1995, made NFL history when he became the first player in league history to rush for more than 10,000 yards and catch passes for 5,000 more...Completed 12 of 27 passes for 282 yards and six touchdowns during his career...In 15 career playoff games, carried the ball 267 times for 1,347 yards and 11 touchdowns, averaging 5.0 yards per carry...Also added 52 catches for 522 yards and two receiving touchdowns...At the time of his retirement following the 1997 season, held the single-season record for most rushing and receiving yards combined (2,314), second in consecutive 100-yard games and was third in career-combined yardage.



2003 - JAMES LOFTON

Raiders wide receiver, 1987-88; NFL veteran, 1978-93



Inducted into Pro Football Hall of Fame on Aug. 3, 2003...Traded to the Raiders in 1987 and played two seasons for the Silver and Black...Later spent four seasons with the Buffalo Bills and also played for the L.A. Rams and Philadelphia Eagles in final NFL season...Entered NFL as No. 1 draft pick of Green Bay in 1978 and spent eight seasons with Packers...In 16 seasons, caught 764 passes for 14,004 yards — an 18.3-yard average per catch...Recorded more than 50 catches in a season nine times...His 14,004 career reception yardage mark was an NFL-best at the time of his retirement, while his 43 games with 100 or more yards receiving ranked third...First NFL player to score a touchdown in 1970s, 1980s and 1990s...Named All-Pro four times, All-NFC three times and selected to play in eight Pro Bowls...In 1991, at age 35, became the oldest player

in league history to record 1,000 receiving yards in a season and recorded a career-best 220 receiving yards in a game against the Cincinnati Bengals...In 13 playoff game appearances, caught 41 passes for 759 yards and eight touchdowns, including a seven-reception game in Super Bowl XXVI...In three of those playoff games, recorded 100-yard plus performances...Won NCAA long jump title as a senior at Stanford...Coached Raiders wide receivers in 2008 after serving in same capacity for San Diego.

2004 - BOB BROWN

Raiders tackle, 1971-73; NFL veteran, 1964-73

Inducted into Pro Football Hall of Fame on Aug. 8, 2004...Played 10 pro seasons, his final three with the Raiders...First round draft pick (second overall) in the 1964 Draft by the Philadelphia Eagles...Named first team All-NFL seven times...Earned NFL/NFC Offensive Lineman of the Year honors three times...Elected to six Pro Bowls — three with Eagles, two with Rams and one with Raiders...Named to the NFL's All-Decade Team of the 1960s...All-NFL seven of his 10 seasons with the Philadelphia Eagles (1964-68), L.A. Rams (1969-70) and Oakland Raiders (1971-73)...Two of the three years he did not make the All-NFL team, he was named second team All-NFL...In 1969, after five consecutive all-league seasons with the Eagles, was traded to Los Angeles and that year the Rams offensive line set an NFL record for protecting the passer...Voted college football's Lineman of the Year in 1963 by the Washington, D.C. Touchdown Club...All-America guard at Nebraska, was also drafted in the first round in 1964 by the Denver Broncos of the then-rival American Football League.





2006 - JOHN MADDEN

Raiders Head Coach/Assistant Coach, 1967-78

Inducted into Pro Football Hall of Fame on Aug. 5, 2006...Assistant coach with Allan Hancock College, 1960-61; head coach with Allan Hancock College, 1962-63; assistant coach with San Diego State, 1964-66; assistant coach with The Oakland Raiders, 1967-68; head coach with the Raiders, 1969-78...Regular season record: 103-32-7...Post-season record: 9-7...Overall record: 112-39-7...His .759 winning percentage during regular season ranks highest among coaches with 100 career victories...One of the youngest head coaches in history when Raiders hired him in 1969 at age 32...AFL Coach of the Year, 1969...Under Madden, Oakland never suffered losing record...Led Raiders to Super Bowl XI...Team won 17 straight games between 1976-77 seasons, one short of NFL record at the time...A leading pro football analyst for NBC after also holding the same position for ABC's "Monday Night Football," Fox and CBS...Retired from broadcasting following the 2008 season.

from broadcasting following the 2008 season.

2009 - ROD WOODSON

Raiders safety, 2002-03; NFL veteran 1987-2003

Inducted into Pro Football Hall of Fame on Aug. 8, 2009...Finished career with the Raiders from 2002-03, leading Oakland to the AFC title and appearance in Super Bowl XXXVII...Played in 238 games with 229 starts in 17 seasons with Pittsburgh, San Francisco, Baltimore and Oakland...Had 71 interceptions for 1,483 career return yards...Also collected 2,362 yards on punt returns...Scored 17 career touchdowns...Holds NFL record with 12 interception returns for touchdowns...A six-time first team All-Pro choice (1989, 1990, 1992, 1993, 1994 and 2002)...One of five active players named to the NFL's 75th Anniversary Team in 1994...Named to the NFL All-Decade Team for the 1990s...Named NFL Defensive Player of the Year in 1993...Earned All-Pro honors as a cornerback, kick returner and safety...Selected to play in 11 Pro Bowls...Played in three Super Bowls with three different teams, including Super Bowl XXX with the Steelers, Super Bowl XXXV with the Ravens and Super Bowl XXXVII with the Raiders...An All-American cornerback at Purdue...The 10th overall pick by the Pittsburgh Steelers in the 1987 NFL Draft...Returned to Raiders as an assistant coach, tutoring defensive backs.



2010 - JERRY RICE

Raiders wide receiver, 2001-04; NFL veteran, 1985-2004

Inducted into Pro Football Hall of Fame on Aug. 7, 2010...Played 20 NFL seasons, including four with the Oakland Raiders...Retired from professional football holding nearly every NFL career receiving record...Selected to play in 13 Pro Bowls...Named first team All-Pro 10 times...Played with the Raiders from 2001-04, helping lead Oakland to two playoff berths, an AFC title and an appearance in Super Bowl XXXVII...Played in 303 games with 284 starts in 20 seasons with San Francisco, Oakland and Seattle...Owner of 38 NFL career records at the time of his retirement...Set the all-time record for receptions (1,549), receiving yards (22,895), touchdown receptions (197), yards from scrimmage (23,540), all-purpose yards (23,546), combined rushing and receiving touchdowns (207) and total touchdowns (208)...Set single-season NFL records in receiving yards (1,848) and touchdown receptions (22)...Also set NFL marks

with at least 50 receptions in 17 seasons, 1,000 receiving yards in 14 seasons, 76 games with at least 100 receiving yards, 13 consecutive games with at least one touchdown reception and 274 consecutive games with a reception...Played on three Super Bowl-winning teams as a member of the San Francisco 49ers...Named MVP of Super Bowl XXIII...Established career Super Bowl records in receptions (33), receiving yards (589), all-purpose yards (604) and touchdown receptions (eight)...Also set single-game Super Bowl records in receptions (11), receiving yards (215) and touchdowns (three, twice)...Played in an NFL-record 29 playoff games with the 49ers, Raiders and Seahawks...Set NFL postseason records in receptions (151), receiving touchdowns (22), receiving yards (2,245), eight games with at least 100 receiving yards and 28 consecutive playoff games with at least one reception...Named AP Offensive Player of the Year in 1987 and 1993...Tabbed for PFWA MVP honors in 1987...The MVP of the 1995 Pro Bowl...Garnered 1985 UPI NFC Rookie of the Year honors...Named to the NFL All-Decade Team for both the 1980s and 1990s...One of five active players to be named to the NFL's 75th Anniversary Team in 1994...An All-American receiver at Mississippi Valley State...The 16th overall pick by the San Francisco 49ers in the 1985 NFL Draft.



2013 - WARREN SAPP

Raiders defensive lineman, 2004-07; NFL veteran, 1995-2007

Inducted into Pro Football Hall of Fame on Aug. 3, 2013...Played 13 NFL seasons, including his final four years with Oakland...Saw action in 198 career games with 188 starts with the Tampa Bay Buccaneers and Raiders...Totaled 96.5 career sacks, the second most by an interior lineman in NFL history...Named All-Pro four times...Selected to seven straight Pro Bowls from 1997-2003...Part of two NFL All-Decade Teams (1990s and 2000s)...Named NFL Defensive Player of the Year in 1999 after posting 12.5 sacks and four forced fumbles...Set a Tampa Bay franchise record with 16.5 sacks in 2000...Played in nine postseason contests with the Buccaneers, including Super Bowl XXXVII vs. Oakland...Played for the Silver and Black from 2004-07...Started all 58 games in which he appeared for Oakland...Totaled 19.5 sacks, one interception,

four forced fumbles and three fumble recoveries with the Raiders...Recorded 10 sacks in 2006...Played three years at Miami (Fla.)...Recipient of the 1994 Lombardi Award, presented annually to the nation's top linebacker/lineman...A first-team All-American selection as a junior...Named Big East Conference Defensive Player of the Year...Selected by the Buccaneers as the 12th overall pick in the 1995 NFL Draft.

2014 - RAY GUY

Raiders punter, 1973-86; NFL veteran, 1973-86

Inducted into Pro Football Hall of Fame on Aug. 2, 2014...First pure punter ever elected to the Hall of Fame...Largely revolutionized the position with his booming kicks, introducing the term "hang time" into the modern-day football lexicon and helping pioneer directional punting...Became the first punter selected in the first round of the NFL Draft when the Silver and Black chose him 23rd overall in 1973...Punted 14 seasons for the Raiders...Played in 207 consecutive games, finishing career ranked third on the team's all-time participation list...Punted 1,049 times for 44,493 yards, averaging 42.4 yards per effort...Also placed 209 punts inside the 20-yard line and had only three punts blocked...Averaged more than 40 yards per punt in 13 of 14 seasons...Named as the punter for the NFL's 75th Anniversary Team in 1994 and selected to the NFL's All-Decade Team for the 1970s...Played in seven Pro Bowls (1973-78, 80) and was named first-team All-Pro six times (1973-78)...Also named second-team All-Pro twice (1979-80)...Posted a career-high 45.3-yard punting average on 69 punts as a rookie in 1973...Led the NFL in punting average three times; 1974 (42.2 avg.), 1975 (43.8 avg.) and 1977 (43.3 avg.)...Also finished second in the NFL in punting three times (1973, 78, 81)...Played on three Super Bowl champion Raider teams, helping the Silver and Black win NFL titles in Super Bowls XI, XV and XVIII...Played in 22 post-season games, averaging 42.2 yards on 111 punts...Had a career-long 77-yard punt against Denver in 1977...Finished his pro career with 619 straight punts without a block...An All-American at Southern Mississippi, averaged 44.7 yards on 200 punts...Also played kicker and safety, recording 18 interceptions in three seasons...Namesake for the Ray Guy Award, presented annually by the Greater Augusta Sports Council to the nation's top collegiate punter.



2015 - RON WOLF

Raiders Personnel Executive/Contributor, 1963-74, 1979-89; AFL/NFL veteran, 1963-2001

Inducted into Pro Football Hall of Fame on Aug. 8, 2015...Top NFL personnel executive for nearly four decades...Along with Al Davis, helped build Raiders into a dominant franchise...In 23 seasons over two stints with the Silver and Black, helped Raiders post winning campaigns in all but six years, claiming 10 division titles, playing in eight AFL/AFC Championship Games and three Super Bowls, including victories in Super Bowls XV and XVIII...Part of a scouting process that saw the Raiders draft eight future Hall of Famers, including Gene Upshaw, Fred Biletnikoff, Art Shell, Ray Guy, Dave Casper, Howie Long, Marcus Allen and Tim Brown...First joined Raiders as a scout in 1963...Left team briefly to work in the American Football League office in 1966, but returned just months later when the AFL-NFL merger was announced...Helped build team that won the AFL title and appeared in Super Bowl II in 1967...Became General Manager of

the expansion Tampa Bay Buccaneers in 1976, starting a franchise that reached the NFC Championship Game in just its fourth season...Returned to Raiders in 1979 and was part of a team that made five playoff appearances and won two Super Bowl titles in first seven seasons back with franchise...Joined New York Jets as Personnel Director in 1990...Named Executive Vice President/General Manager of the Green Bay Packers late in the 1991 season...In 1995, helped Packers claim first division title in 23 years...Helped lead the Packers to three straight NFC Central titles and back-to-back appearances in the Super Bowl, including a Super Bowl XXXI victory following the 1996 season.



2015 - TIM BROWN

Raiders wide receiver, 1988-2003; NFL veteran, 1988-2004

Inducted into Pro Football Hall of Fame on Aug. 8, 2015...Played 17 NFL seasons, including first 16 campaigns with the Raiders...Joined Raiders as the sixth player selected in the 1988 NFL Draft after winning the Heisman Trophy at Notre Dame...Finished career as the most decorated receiver in Raiders history, setting franchise records with 1,070 receptions for 14,734 yards and 99 touchdowns...Finished career with most seasons (16) and games played (240) in franchise annals...Also Raiders all-time leader with 3,272 yards and three touchdowns on punt returns and 14,924 total yards from scrimmage...Racked up 19,443 combined net yards as a Raider...Topped 1,000 yards receiving in a season nine straight times from 1993-2001, and posted four of the top five seasons for receiving yardage in franchise history...Career totals include 1,094 catches for 14,934 yards and 100 touchdowns...Reception total ranked third in NFL history and yardage mark was second in league record book at time of his retirement...Punt return yardage total of 3,320 is sixth in league history...Only player in NFL history to record at least 75 receptions in 10 straight seasons (1993-2002)...Posted 11 seasons with 50-or-more receptions and recorded a reception in 179 straight games from 1993-2004...Averaged 87 catches and 1,191 yards per season from 1993-2002...Also posted more yards after the catch than any other NFL receiver from 1992-2004 with 4,475...Set an NFL record for wide receivers with 176 straight starts...Selected to play in nine Pro Bowls, including five straight from 1994-98...Named All-Pro twice (1988 and 1997)...Earned All-AFC honors eight times...Garnered first-team All-Pro recognition in 1997 after setting franchise single-season records with 104 catches for 1,408 yards...Broke Gayle Sayers' NFL record for total yardage by a rookie in 1988, racking up 2,317 all-purpose yards (725 rec., 50 rush., 1,098 KR, 444 PR)...Six-time recipient of the Raiders' Commitment to Excellence Award...Led Raiders to three-straight AFC West titles from 2000-02...Started at wide receiver for Raiders in Super Bowl XXXVII...Finished his career with the Tampa Bay Buccaneers, playing in 2004.

2016 - KEN STABLER

Raiders quarterback, 1970-79; NFL veteran, 1970-1984



Inducted into Pro Football Hall of Fame on Aug. 6, 2016...Played 15 NFL seasons, including first 10 campaigns with the Raiders...Joined Raiders as a second round draft pick (52nd overall) out of Alabama in 1968...Spent first two seasons on the Raiders' inactive/reserve squad before first seeing game action in 1970...In 10 seasons in Oakland, was named All-Pro twice, All-AFC three times and was selected to play in four Pro Bowls...Remains the franchise's career leader in passing attempts (2,481), yards (19,078) and touchdowns (150)...Named to the NFL's All-Decade Team for the 1970s...Career totals include 184 games played with 146 starts, 2,270 completions on 3,793 attempts, 27,938 passing yards and 194 touchdowns...With the Raiders, racked up 19,078 passing yards on 1,486 completions with 150 touchdowns...Became starting quarterback in 1973 and led Raiders the first of five straight AFC Championship Game appearances...Also led Raiders to seven straight winning seasons and a 69-26-1 regular season record as a starter...Three-time recipient of the Gorman Award (1973, 1974 and 1976), a precursor to the Commitment to Excellence Award...Named Associated Press NFL Most Valuable Player in 1974 after passing for 2,469 yards and an NFL-best 26 touchdowns...Also tabbed for first-team All-Pro honors...Led the league in passing in 1976, piloting the Raiders to the team's first-ever Super Bowl title...Completed 194 passes for 2,737 yards and a league-high 27 touchdowns, setting a franchise record with a 103.4 passer rating...Also led the NFL with a 66.7 completion percentage...Was 12-for-19 passing for 180 yards as the Raiders defeated the Minnesota Vikings, 32-14, in Super Bowl XI...Garnered Pro Bowl honors in back to back seasons twice (1973 and 1974, 1976 and 1977)...Played in 13 career playoff games with 12 starts...Started 11 playoff games with the Silver and Black, posting a 7-4 record as a starter...Totaled 2,398 passing yards with 19 touchdowns in playoff contests and set an NFL record by recording a touchdown pass in 10 consecutive postseason games...Traded to Houston in 1980 and spent the final five seasons of his career with the Oilers (1980-81) and the New Orleans Saints (1982-84)...Served as a color commentator on CBS NFL broadcasts.



2018 - RANDY MOSS

Raiders wide receiver, 2005-06; NFL veteran, 1998-2012

Inducted into Pro Football Hall of Fame on Aug. 4, 2018...Played 14 NFL seasons, including the 2005 and 2006 campaigns with Oakland...Saw action in 218 career games with 193 starts for the Minnesota Vikings (1998-2004; 2010), Raiders (2005-06), New England Patriots (2007-10), Tennessee Titans (2010) and San Francisco 49ers (2012)...Totaled 982 career receptions for 15,292 yards and 156 TDs...Career receiving yards and TDs ranked third and fourth, respectively, in the NFL record book at the time of his retirement...Named Associated Press Offensive Rookie of the Year after setting an NFL rookie record with 17 TDs for Minnesota in 1998...Acquired by the Raiders via trade in 2005...In two years with Oakland, played in 29 games with 28 starts and recorded 102 receptions for 1,558 yards and 11 TDs...Set the NFL single-season record for TD receptions in a season with 23 as a member of the New England Patriots in 2007...Named to the NFL All-Decade Team for the 2000s...Selected to play in six Pro Bowls and named first-team All-Pro four times...Caught 10-or-more TD passes in a season nine times and had 10 seasons with 1,000 yards receiving...Played two years at Marshall, totaling 174 receptions for 3,529 yards and 54 TDs...Scored a TD in every collegiate game he played...Named recipient of the 1997 Biletnikoff Award...Finalist for the 1997 Heisman Trophy...Selected by the Vikings as the 21st overall pick in the 1998 NFL Draft.


RAIDERS CHRONOLOGY

1959

August 14—First organizational meeting held under leadership of league founder Lamar Hunt. Aug. 15—AFL announced with six member clubs: Dallas, New York, Los Angeles, Houston, Denver, Minneapolis-St. Paul. August 22—American Football League chosen as official name. November 22-23—First draft meeting held, with first selections composed of: Boston—Gerhard Schwedes; Buffalo—Richie Lucas; Dallas—Don Meredith; Denver—Roger LeClerc; Houston—Billy Cannon; Los Angeles—Monty Stickles; Minneapolis—Dale Hackbart; New York—George Izo. The eight teams select a total of 264 players. November 23—Cooperative television plan adopted by AFL. November 30—Joe Foss named league commissioner. December 2—AFL completes first draft of collegiate players with an additional 161 draft choices.

1960

January 30—Oakland group awarded former Minneapolis-St. Paul franchise. February 8—Co-owner Y.C. "Chet" Soda named franchise's first general manager. February 9—Eddie Erdelatz appointed as first head coach of Raiders. March 3-5—"Allocation" draft formulated to stock Oakland club. March 20—"Name Your Football Team" contest kicks off. April 5—Franchise announces nickname "Senors." April 14—Team announces nickname change to "Raiders." May 16—Kezar Stadium announced as Raiders home stadium for 1960 season. June 9—AFL signs five-year contract with ABC for network televising of games. July 11—Raiders open first training camp at Santa Cruz High School. July 31—Raiders lose to Dallas Texans 20-13 in first-ever preseason game. September 11—Raiders open at home, losing to Houston, 37-22, in first league game. December 6—AFL establishes Player Benefit Fund. December 17—Raiders complete inaugural season with a 48-10 win over the Denver Broncos.



July 31, 1960, vs. Dallas Texans—First game in Raiders history

1961

Jan. 1—First AFL Championship game held, Houston defeats Los Angeles, 24-16, before 32,183. Jan. 17—E.W. McGah named president of Raiders as partnership reorganized. June 24—First call for auditions for the Raiderettes appears in the Oakland Tribune. Sept. 18—Eddie Erdelatz fired, Marty Feldman promoted to head coach.

1962

Jan. 7—First AFL All-Star Game held, West defeats East, 47-27, before 20,973 at San Diego. June 27—Special draft of veteran players established to assist Oakland and Denver. Sept. 9—Raiders make Frank Youell Field debut in Oakland, fall to New York Titans, 28-17. Oct. 16—Marty Feldman fired, Rod Conkright named head coach.

1963

Jan. 19—Al Davis named head coach and general manager of Raiders. Feb. 8—Dallas Texans announce move of franchise to Kansas City, becoming the Chiefs. March 28—New York Titans sold to group headed by David (Sonny) Werblin; club becomes the Jets. May 11—AFL allows Oakland and New York to select players from other franchises to provide more competitive balance. Dec. 22—Raiders down Houston, 52-49, to finish one game out of playoffs with 10-4-0 record, first winning season in club history. Dec. 28—Halfback Clem Daniels named MVP by The Sporting News after leading the league in rushing with a then-record 1,099 yards.

1964

Jan. 17—AFL owners vote to recognize AFL Players' Association, formed just three days earlier. Jan. 29—AFL and NBC sign five-year, \$36-million television contract to begin with 1965 season. June 1—AFL announces establishment of pension and hospitalization plans. Nov. 28—1965 AFL Draft held, Raiders select Memphis State tackle Harry Schuh in the first round and Florida State WR Fred Biletnikoff in the second.

1965

Feb. 1—Construction starts on 54,000-seat Oakland Coliseum; completion date set for Aug. 25, 1966. Aug. 16—AFL awards expansion franchise for 1966 to Miami. Nov. 27—1966 AFL Draft held, Raiders select Kentucky defensive back Rodger Bird in the first round.

1966

April 8—Al Davis, general manager and head coach of Raiders, named second Commissioner of American Football League, succeeding Joe Foss. John Rauch hired as Raiders head coach. June 8—American Football League and National Football League agree to an alliance that includes common draft and championship game. July 25—Al Davis resigns as league commissioner. Milt Woodard appointed president of the American Football League. Davis rejoins Raiders as managing general partner. Sept. 18—Raiders open 54,000-seat Oakland-Alameda County Coliseum, against Kansas City Chiefs.

1967

Jan. 15—First World Championship Game played, at Los Angeles. NFL champion Green Bay Packers pull away from AFL champion Kansas City in second half to win, 35-10. Jan. 21—AFL All-Star Game held in Oakland. East posts first series win, 30-23. March 14-15—First AFL-NFL common draft held, Raiders select Texas A&I guard Gene Upshaw in the first round. May 24—Cincinnati awarded AFL expansion franchise. August-September—First preseason games between AFL and NFL held, including Sept. 3 meeting between Raiders and San Francisco 49ers. Dec. 24—Raiders finish season with 13-1 mark, best record in AFL history. Dec. 31—Raiders rout Houston, 40-7, to win AFL Championship. QB Daryle Lamonica named AFL MVP.

1968

Jan. 14—In Super Bowl II, Green Bay pulls away from AFL champion Raiders to win, 33-14. Jan. 30-31—Second AFL-NFL common Draft held, Raiders select Tennessee State QB Eldridge Dickey in the first round and Alabama quarterback Ken Stabler in the second. Nov. 17—"Heidi" becomes part of sports vocabulary when final minutes of Raiders' 43-32 comeback win over New York are cut off to permit television special to begin on time. Viewers unaware that Raiders score two late touchdowns to win, then voice headline-grabbing displeasure at NBC. Dec. 22—Raiders wallop visiting Kansas City, 41-6, to capture Western Division Playoff. Dec. 29—Raiders fall to New York Jets, 27-23, in AFL Championship at Shea Stadium before 62,627.

1969

Jan. 28-29—1969 AFL Draft held, Raiders take Syracuse defensive end Art Thoms in the first round. Feb. 4—John Madden appointed Raiders head coach to replace John Rauch, who left to go with Buffalo Bills. May 10—Pro football realignment finds Cleveland Browns, Baltimore Colts and Pittsburgh Steelers moving to new American Football Conference as part of 1970 merger. Colts join Boston, Buffalo, Miami and New York in one division. Browns and Steelers join Houston and Cincinnati in another, and Kansas City, Denver, San Diego and Oakland remain in third division. June 1—Veteran AFL player personnel director and administrator Al LoCasale named executive assistant for Raiders. June 26—ABC acquires rights to televise NFL regular-season Monday night games. Oct. 19—Raiders quarterback Daryle Lamonica sets pro record with six touchdown passes in first half to direct 50-21 win over Buffalo. Oct. 26—Raiders defeat San Diego, 24-12, to equal AFL record of unbeaten games at 15. Dec. 13—Raiders beat Kansas City, 10-6, in regular-season finale and win record-tying third straight AFL Western Division title. Dec. 21—Raiders win playoff, set club scoring mark in 56-7 win over Houston. QB Daryle Lamonica named AFL MVP (UPI, The Sporting News) for the second time in three years.

1970

Jan. 4—Raiders bow to Kansas City, 17-7, in AFL Championship before record Coliseum crowd of 54,544. March 16-21—Pro football owners meet in Honolulu. Uniform rules adopted, including discarding of AFL's two-point conversion option in favor of the one-point kick, acceptance of the NFL game ball and use of players' names on the back of team jerseys. Dec. 12—Raiders become first AFC club ever to capture four consecutive Western Division crowns with a 20-6 triumph over Kansas City Chiefs. Dec. 27—Raiders win third straight playoff by defeating AFC Eastern Conference runner-up Miami Dolphins, 21-14, at Coliseum.

1971

Jan. 3—Baltimore Colts defeat Raiders, 27-17, in AFC title game at Baltimore's Memorial Stadium. Sept. 26—Raiders commence nine-week unbeaten string by blanking Chargers, 34-0, in San Diego. Dec. 12—Field goal with 1:34 left provides Chiefs 16-14 victory over visiting Raiders to end Oakland string of four division titles.

1972


March 20-24—Owners move hash marks to 23 yards, 21 inches from sideline, narrowing field-goal angles. Dec. 3—Raiders return to glory by capturing fifth AFC West title in six seasons with 21-19 victory over Chargers in San Diego. Dec. 17—Raiders boast winningest record of 1963-72 10-year period (94-36-10) with 10-3-1 finish. Dec. 23—Controversial pass deflection on fourth down in final 22 seconds provides Pittsburgh with 13-7 playoff decision over Raiders, who had taken 7-6 lead with 1:13 left to play.

1973

Sept. 23—Largest Bay Area crowd to attend a pro game (74,121) fills California Memorial Stadium as Raiders stun Super Bowl champion Miami, 12-7, on four George Blanda field goals. Dolphins win streak stopped at 18. Dec. 16—Raiders down Denver Broncos, 21-17, to capture third consecutive AFC West title and sixth in seven seasons. Dec. 22—Oakland returns to AFC Championship with 33-14 playoff triumph against Pittsburgh. Dec. 30—Miami wins third consecutive AFC title, topping Raiders, 27-10.

1974

April 25—Rule changes, culminating three years of study, are announced at NFL owners meeting in New York. Preseason and regular-season games tied after regulation time will be allotted a single 15-minute or sudden-death overtime. Goal posts moved to end line, kickoffs moved to 35-yard line, missed field goals are returned to line of scrimmage or 20-yard line, whichever is farther from goal line; and members of team kicking from scrimmage (punt or field goal) cannot cross line of scrimmage until ball is kicked. Offensive-holding penalty, illegal use of hands, and tripping infractions occurring in area of line of scrimmage and 3 yards beyond are reduced from 15 to 10 yards. Wide receivers blocking back toward the ball 3 yards from line of scrimmage cannot block below the waist. Sept. 22—Raiders begin nine-game winning streak with 27-7 victory over rival Kansas City. Nov. 18—Oakland captures seventh AFC West title after only 10 regular-season games as Kansas City topples Denver in Monday night clash, following Raiders' 17-10 Sunday victory over San Diego. Dec. 14—Raiders complete 1974 campaign with 27-23 victory over Dallas, register best record in NFL (12-2). Dec. 21—Miami's fourth consecutive Super Bowl bid is ended as Raiders defeat world champions, 28-26, at Coliseum in AFC playoffs. Dec. 29—Pittsburgh defeats Oakland, 24-13, and advances to Super Bowl.



Dec. 21, 1974, vs. Miami Dolphins — the "Sea of Hands" game

RAIDERS CHRONOLOGY

1975

Feb. 7—Long Island Athletic Club selects Al Davis as NFL Executive of the Year. March 17—Pro football owners meet in Honolulu. Rule changes include: Penalties for having illegal player downfield and offensive-pass interference are reduced from 15 to 10 yards. Sept. 3—Jim Otto, last original Raider, retires after 15 years as Raiders starting center. Sept. 22—Raiders snap Miami's 31-game Orange Bowl winning streak with 31-21 Monday night victory. Nov. 3—Raiders become pro football's all-time winningest team since 1960 with victory over New Orleans to up team's all-time record to 129-77-11 (.626). Nov. 23—Raiders go into overtime for first time in history, defeating Washington Redskins, 26-23, at 7:13 of extra period. Nov. 30—Raiders clinch eighth AFC West title in past nine seasons with 37-34 overtime victory over Atlanta. Dec. 21—George Blanda's second of four extra-point kicks against Kansas City makes the 26-year veteran first player in pro football history to score 2,000 points. Dec. 28—Raiders advance to AFC title game with 31-28 win over Cincinnati at home.

1976

Jan. 4—Raiders bow 16-10 at Pittsburgh in AFC Championship. March 15—Pro football owners meet in Coronado, Calif. Rule changes adopted include: Official coin toss moved to three minutes before kickoff, and two 30-second time clocks will be placed in each end zone so fans can see how long offense has to put ball in play. March 30—Tampa Bay Buccaneers and Seattle Seahawks complete their selection of veteran players in NFL expansion draft. Raiders lose Bob Moore, Harold Hart and Louis Carter.

1977

Jan. 9—Raiders defeat Minnesota Vikings, 32-14, in Super Bowl XI at Rose Bowl in Pasadena before record crowd of 103,424, plus a world-wide television audience of over 130 million. Jan. 10—Over 20,000 fans turn out at the Coliseum to greet world champions on their return to Oakland. Jan. 29—Raiders Head Coach John Madden named the Washington Touchdown Club's Coach of the Year. March 5—Al Davis, Raiders managing general partner, named NFL Executive of the Year. March 29—At NFL meetings in Phoenix, owners adopt schedule beginning in 1978 with four preseason contests and 16 regular-season games; Seattle assigned to AFC West. June 8—Raiders players and staff receive world championship rings. Oct. 9—Raiders down Cleveland, 26-10, to win 17th consecutive game, a streak topped only seven times in NFL history. Dec. 11—Raiders clinch 10th playoff appearance in 11 years with 35-13 win over Minnesota in Coliseum. Dec. 18—Raiders beat Kansas City, 21-20, to become first NFL team to win 150 league games since 1960. Dec. 24—Raiders defeat Colts at Baltimore, 37-31, in second overtime period to win AFC playoff and advance to conference championship. At 75 minutes and 43 seconds, game is longest in Raiders history.

1978

Jan. 1—Raiders lose, 20-17, at Denver in AFC Championship. March 13—NFL owners meet in Palm Springs. Rule changes include: Liberalized pass-protection blocking, elimination of defenders bumping eligible pass receivers more than 5 yards downfield, and addition of seventh game official. June 7—NFL owners vote to increase active rosters to 45 players. Oct. 1—Raiders record in overtime games goes to 4-0 with 25-19 fifth-quarter win over Bears in Chicago. Nov. 5—John Madden becomes 13th coach in NFL history with 100 victories as Oakland wins in Kansas City, 20-10. Dec. 17—Raiders beat Minnesota Vikings in Coliseum, 27-20, to wrap up 14th consecutive winning season.

1979

Jan. 4—John Madden retires from football coaching after 12 years with Raiders (two as linebackers coach and 10 as head coach). Feb. 8—Tom Flores named as head coach of Raiders by managing general partner Al Davis. March 12—NFL owners meet in Honolulu. Rule changes include eliminating blocking below the waist on punt and kickoff returns, and officials instructed to blow the play dead as soon as the quarterback is in the grasp of any tackler. Active roster for 1979 will be 45 players. May 11—RB Pete Banaszak retires after 13 seasons with Raiders. July 1—CB Willie Brown retires after 12 seasons with Raiders and 16 seasons in the league. July 9—Raiders close season-ticket sales at an all-time high of 51,825. July 28—Raiders play in Pro Football Hall of Fame Game for first time, defeating Dallas, 20-13. Sept. 2—New Head Coach Tom Flores gets first league win as Raiders down Rams, 24-17, at L.A. Coliseum. Oct. 14—Raiders score 50 points for fifth time in team history, defeating Atlanta, 50-19. Dec. 3—Raiders run Monday night record to 13-1-1 with great comeback win against Saints in New Orleans, 42-35. Dec. 9—Win over Cleveland, 19-14, earns Raiders 15th straight winning season, tying all-time NFL record set 35 years earlier by Chicago Bears. Dec. 16—Raiders complete 1979 season having scored in 198 consecutive games.

1980


April 29—Raiders select BYU quarterback Marc Wilson, nation's leading passer, in first round of college player draft. Aug. 2—Original Raider Jim Otto, starting center for 210 consecutive league games from 1960 through 1974, inducted into Pro Football Hall of Fame in Canton, Ohio. Sept. 7—Raiders open 21st season with 27-14 win over Chiefs in Kansas City. Dec. 1—Raiders become first team in NFL history to earn 16 consecutive winning seasons. The 9-3 win over Denver runs Monday Night Football record to 16-1-1, best in NFL. Dec. 21—With 33-17 victory over N.Y. Giants, Raiders conclude league season with 11-5 record, tied for first place in AFC West, and enter the playoffs for 11th time since 1967. Raiders now have scored in 214 consecutive league games. Dec. 28—Raiders defeat Houston, 27-7, in AFC Wild Card playoff.



Jan. 25, 1981, vs. Philadelphia Eagles — Super Bowl XV

1981

Jan. 4—Mike Davis intercepts Brian Sipe on “Red Right 88” to defeat Cleveland, 14-12, in AFC playoff, in sub-zero weather. Jan. 11—Raiders win AFC Championship against Chargers in San Diego, 34-27. Jan. 25—Raiders win second world championship in five years by downing Philadelphia Eagles, 27-10, in Super Bowl XV at the Superdome in New Orleans before a crowd of 75,500, plus a world-wide television audience of over 125 million. March 15—NFL owners meet in Hawaii. Rule changes include prohibition against use of adhesive or slippery substances on the body, equipment or uniform of any player. April 28—With two first-round draft choices for first time in club history, Raiders select Texas Tech defensive back Ted Watts and University of Washington offensive tackle Curt Marsh. Aug. 1—Raider QB/K George Blanda, leading scorer in both NFL and Raiders history, inducted into Pro Football Hall of Fame in Canton, Ohio. Aug. 2—Raiders players and staff receive world championship rings in ceremony at Kaiser Center. Sept. 20—Raiders score in 217th consecutive game, downing Seattle, 20-10. Dec. 7—Raiders down Pittsburgh, 30-27, to run Monday Night Football record to 18-1-1.



Aug. 29, 1982 vs. Green Bay Packers - First home game in LA

1982

April 27—Raiders select USC RB Marcus Allen, 1981 Heisman Trophy winner, in first round of draft. May 7—U.S. Federal District Court Jury unanimously finds for Raiders and against NFL on both the antitrust count and bad faith charges, setting up court order to prevent Raiders from being illegally stopped from moving to Los Angeles. Aug. 29—Los Angeles Raiders play first home preseason game in L.A. Coliseum, downing Green Bay Packers, 24-3. Sept. 12—Raiders open 23rd season with 23-17 win over defending Super Bowl champion 49ers in San Francisco. Nov. 22—After 57-day strike by NFL players, season resumes and Los Angeles Raiders finally play first home league game, overcoming 24-point deficit to defeat San Diego Chargers, 28-24. Dec. 12—Raiders down Chiefs in final seconds in Kansas City, 21-16, to clinch 17th winning season in last 18 years and earn 200th league win in club's history. Dec. 18—Raiders record first million-dollar home league game gate in NFL history while downing Rams, 37-31.

1983

Jan. 2—In game added to original schedule as part of strike settlement, Raiders beat Chargers in San Diego, 41-34, to finish shortened 1982 season with league-best 8-1-0 record. Raiders win 10th division championship since 1967 and enter playoffs for 12th time. Jan. 8—Raiders triumph, 27-10, over Cleveland Browns in L.A. Coliseum in first round of playoffs and record 16th postseason win since 1967. Jan. 15—Record playoff gate established as 90,688 tickets issued for Raiders L.A. Coliseum playoff game against Jets, won by New York, 17-14; sales include only 651 no-shows as home crowd of 90,037 is top non-Super Bowl attendance in recent years of NFL play. April 13—Federal District Court jury awards Los Angeles Raiders almost \$35 million in compensatory damages from NFL for anti-trust and bad-faith violations. Los Angeles Memorial Coliseum awarded nearly \$15 million in damages in same decision. May 5—Raiders hold first workouts at new Los Angeles-area facility in El Segundo during offseason rookie camp. July 15—Raiders open 1983 training camp at El Rancho Motel complex in Santa Rosa. July 22—California State Superior Court upholds Raiders' move to Los Angeles by ruling against City of Oakland and for the Raiders in Eminent Domain case heard in Monterey County. Court rules City does not have right to acquire Raiders through condemnation. Aug. 6—Raiders begin 24th season of play in preseason opener against San Francisco in L.A. Coliseum. Sept. 4—Raiders open 24th season with 20-10 victory over Bengals in Cincinnati. Sept. 17—E.W. McGah, courageous Raiders general partner and only remaining original partner, who added stability and credibility to the franchise for three decades, dies at age 84. Sept. 19—With 27-14 win over Miami in L.A. Coliseum, Raiders raise Monday Night Football record to an incredible 20-2-1. Nov. 13—Raiders down Bills in final seconds in Buffalo, 27-24, to clinch 18th winning season in 19 years.




Jan. 22, 1984, vs. Washington Redskins - Super Bowl XVIII

RAIDERS CHRONOLOGY

1984

Jan. 1—Raiders triumph, 38-10, over Pittsburgh Steelers in AFC playoff game before AFC postseason-record crowd (92,434 tickets issued). Jan. 8—Raiders down Seattle Seahawks, 30-14, before largest championship-game crowd in AFC history (92,335 tickets issued) to win 11th conference championship. Jan. 22—Raiders win world championship for third time in eight years by defeating Washington Redskins, 38-9, in Super Bowl XVIII at Tampa Stadium before crowd of 72,290 and world-wide radio and television audience of over 125 million. Jan. 24—World champion Raiders presented with key to City of Los Angeles in ceremony on steps of City Hall before record crowd for sports celebration. Feb. 28—Federal Court of Appeals upholds unanimous jury verdict for Raiders reached earlier in Federal District Court on both the anti-trust count and the bad-faith charges. May 26—Raiders players and staff receive world-championship rings in ceremony at Beverly Hilton Hotel. July 16—California State Superior Court again upholds Raiders move to Los Angeles by ruling against City of Oakland and for the Raiders in Eminent Domain case. July 28—Former cornerback Willie Brown becomes third Raider player inducted into Pro Football Hall of Fame in Canton, Ohio. Sept. 2—Raiders open 25th anniversary season with 24-14 win over Oilers in Houston. Sept. 16—Raiders down Chiefs in Kansas City, 22-20, to earn Tom Flores his 50th league win since becoming head coach in 1979. Oct. 28—92,469 tickets issued for game against Denver in L.A. Coliseum sets all-time Raider record. Nov. 5—United States Supreme Court upholds Raider victory in antitrust case against the NFL by refusing to alter previous favorable decisions for the Raiders made by United States Federal Court of Appeals panel and United States Federal District Court jury. Nov. 25—Raiders down Indianapolis Colts, 21-7, in L.A. Coliseum to clinch 19th winning season in last 20 years. Dec. 9—Raiders assured of postseason playoff berth for 14th time in last 18 years. Dec. 10—With 24-3 win over Detroit in Pontiac Silverdome, Raiders raise Monday Night Football record to an unparalleled 22-3-1. Dec. 22—Raiders lose, 13-7, at Seattle in AFC Wild Card game.



Nov. 30, 1987 at Seattle Seahawks – Raiders become first NFL team to win 250 league games since 1960

1985

Jan. 27—Eight Raiders play with victorious AFC all-stars, who down NFC, 22-14, in Pro Bowl in Honolulu. April 9—Raiders enter into agreement to hold preseason training camps in Oxnard. July 18—Raiders open first Southern California preseason training camp in Oxnard. Aug. 3—Raiders host first Family Day in Southern California before club record 12,000 fans at Oxnard High. Sept. 3—Largest crowd in Los Angeles Chamber of Commerce sports banquet history turns out to honor Raiders prior to opening of season. Sept. 8—Raiders open 26th season, at home with 31-0 shutout of N.Y. Jets. Sept. 22—92,487 tickets issued for home game against San Francisco, setting NFL league game gate record. Nov. 15—California State Court of Appeals rules in favor of Raiders in Eminent Domain case initiated by City of Oakland. Court determines that Oakland's "proposed exercise of eminent domain power would violate the commerce clause of the U.S. Constitution." Dec. 1—Raiders defeat Falcons, 34-24, in Atlanta to clinch 20th winning season in 21 years. Dec. 15—Raiders earn playoff berth for 15th time in 19 years and fourth time in their four seasons in Los Angeles, by downing Seattle, 13-3, in L.A. Coliseum. Win assures Raiders of 13th AFC West championship. Dec. 23—With 16-6 win over Rams in Anaheim, Raiders raise league's best Monday night record to 24-3-1. Victory gives Tom Flores his 70th win in seven years as Raiders head coach.

1986

Jan. 5—Raiders lose to New England, 27-20, in AFC playoff. Feb. 27—California State Supreme Court again upholds Raiders' move to Los Angeles by refusing to alter previous favorable decision in State Court of Appeals for the Raiders and against City of Oakland in Eminent Domain case. June 11—George Anderson, Raiders head trainer since 1960, inducted into National Athletic Trainers' Association Hall of Fame. June 30—U.S. Supreme Court upholds Raiders move to Los Angeles by refusing to alter prior series of favorable decisions in California state courts for Raiders and against City of Oakland in Eminent Domain case. Oct. 12—Raiders defeat Seattle, 14-10, to record 200th league victory against an AFC team. Nov. 2—Raiders set club single-game record with 92,496 tickets issued for home game against Denver. Nov. 16—Raiders down Cleveland, 27-14, to win 50th league game since relocation to Los Angeles in 1982.

1987

Jan. 24—Former offensive guard Gene Upshaw becomes fourth Raider voted into Pro Football Hall of Fame. July 22—Raiders open new training camp headquarters at Radisson Hotel in Oxnard. Aug. 8—Upshaw inducted into Pro Football Hall of Fame in ceremony at Canton, Ohio, with presentation speech made by Al Davis. Sept. 13—Raiders open 28th league season with 20-0 shutout victory against Packers in Green Bay. Nov. 30—Raiders become first NFL team to win 250 league games since 1960 by defeating Seattle, 37-14. Win raises Raiders' Monday Night Football record to league-best 25-5-1. Dec. 27—Ticket count of 86,011 for Raiders home game against Chicago is tops in NFL for 1987.

1988

Jan. 20—Tom Flores retires as Raiders head football coach after nine years, 91 wins and two world championships. Jan. 30—Former wide receiver Fred Biletnikoff becomes fifth Raider voted into Pro Football Hall of Fame. Feb. 29—Mike Shanahan named as head coach of Raiders. April 24—Raiders have three first-round draft choices for first time in club history, select Notre Dame WR Tim Brown, Tennessee CB Terry McDaniel and Illinois DE Scott Davis. July 30—Biletnikoff inducted into Pro Football Hall of Fame in ceremony at Canton, Ohio with presentation speech made by Al Davis. Sept. 26—Raiders defeat Broncos in overtime, 30-27, in Denver to run Monday Night Football record to 26-5-1. Nov. 16—Raiders agree to settlement offer for damages from City of Oakland to complete victory in Eminent Domain case that began in 1980. Dec. 18—Final-game loss to Seahawks in L.A. Coliseum prevents Raiders from winning AFC West title and being in playoffs.

1989

Jan. 21—Former 15-year offensive tackle Art Shell becomes sixth Raider voted into Pro Football Hall of Fame. March 4—Raiders agree to settlement offer for damages from National Football League to complete Federal Anti-Trust case won by Raiders over right to relocate. April 23—Raiders use second-round choice obtained in draft-day trade with Dallas Cowboys to select Penn State G Steve Wisniewski as top pick in 1989 draft. Aug. 5—Shell inducted into Pro Football Hall of Fame in ceremony in Canton, Ohio, with presentation speech made by Al Davis. Oct. 3—Shell named as head coach of Raiders, replacing Mike Shanahan, released the previous day. Oct. 9—Shell records first win as head coach with 14-7 victory over N.Y. Jets in Giants Stadium, to run Monday Night Football record to 27-6-1. Dec. 3—Raiders defeat Denver Broncos, 16-13, in overtime before 90,016, largest ticket count in NFL in 1989.

1990

Jan. 27—Ted Hendricks, who wore the Silver and Black from 1975-83, becomes seventh Raider voted into Pro Football Hall of Fame. Aug. 4—Hendricks inducted into Pro Football Hall of Fame in ceremony in Canton, Ohio, with presentation speech made by Al Davis. Aug. 5—Raiders play New Orleans Saints in historic Wembley Stadium in London, first Raiders game ever in another country. Sept. 9—Raiders open 31st season and ninth in Los Angeles with 14-9 win over Denver Broncos in L.A. Coliseum. Dec. 10—Win over Detroit, 38-31, in Pontiac Silverdome earns Raiders their 275th league game victory, most by any NFL team since 1960. Dec. 30—Win over San Diego Chargers, 17-12, in L.A. Coliseum earns Raiders their 14th AFC West title and 16th season in playoffs.

1991

Jan. 13—Raiders defeat Cincinnati Bengals, 20-10, to record 20th postseason victory. Coliseum ticket count of 92,488 is largest in NFL for the 1990 season. May 24—Raider Owner Al Davis presented first NFL Players Association Award of Excellence "for his contributions to the men who played the game." Aug. 4—Raiders pay first visit to Japan to play preseason game against Miami Dolphins. Sept. 29—Raiders defeat San Francisco, 12-6, before 92,488 at Los Angeles Memorial Coliseum, the top NFL ticket count in 1991.

1992

Jan. 25—Al Davis voted into Pro Football Hall of Fame. Feb. 2—Eight Raider players, as many as any other NFL team, play in Pro Bowl in Honolulu. April 26—Raiders select Clemson defensive lineman Chester McGlockton in first round of draft. Aug. 1—Al Davis inducted into Pro Football Hall of Fame in ceremony in Canton, Ohio, with presentation speech made by former Raiders head coach and TV analyst John Madden. Aug. 8—Los Angeles Raiders begin second decade of play since relocating from Oakland, with preseason game against the 49ers in San Francisco.

1993


Feb. 7—Raider CB Terry McDaniel, who along with defensive lineman Howie Long represented the Raiders, scoops up fumble and returns it 27 yards for touchdown to lead AFC over NFC in Pro Bowl in Honolulu. Feb. 17—Renovation begins on L.A. Coliseum to provide more "intimate" facility for Raiders and their fans. Stadium capacity will be reduced from NFL-high 92,488 to 67,800. Sept. 5—Raiders play first game in renovated Coliseum, beating Minnesota Vikings, 24-7, in 1993 NFL league season opener.

1994

Jan. 2—In front of sellout crowd of 67,800 at the L.A. Coliseum, Raiders overcome 17-point fourth-quarter deficit to beat Denver, 33-30, in overtime to qualify for playoffs for 18th time. Jan. 9—The Raiders, in front of another sellout at the L.A. Coliseum, beat Denver for the third time during the 1993 season, in the AFC Wild Card playoff, 42-24. Jan. 15—The Raiders, playing in sub-zero temperatures in Buffalo, narrowly lose to the Bills, 29-23, falling one win short of the AFC Championship game. July 31—The Silver and Black travel overseas for their third American Bowl in five years to play in Barcelona, Spain, against Denver. The game is played in Montjuic Stadium, site of the opening and closing ceremonies of the 1992 Summer Olympics.

1995

Feb. 2—Mike White becomes 10th head coach in 35-year history of the Raiders, replacing Art Shell. April 22—The Raiders select University of Washington running back Napoleon Kaufman in the first round of the 1995 draft. June 23—Letter of intent is signed between the Raiders and the Oakland Coliseum. Aug. 7—Agreement is signed during ceremony held in locker room at Oakland-Alameda County Coliseum. Coliseum representatives declare a sold-out stadium for 1995 and board president George Vukasin states that the Raiders will enjoy "sellouts" for decades to come. Aug. 12—Raiders play first home preseason game after relocating to Oakland, against St. Louis Rams at Oakland-Alameda County Coliseum. Sept. 3—Raiders kick off their 23rd league season in Oakland with a 1995 home opener against defending AFC champion San Diego Chargers.



Sept. 3, 1995, vs. San Diego Chargers—First game back in Oakland

1996

March 27—Raiders announce plans to hold summer training camp in Napa, Calif., with team being housed at the Napa Marriott and practices held on the grounds of the adjacent Redwood Middle School. June 17—Raiders move into Alameda facility, just one mile from team's old training facility on Doolittle Drive. "This is the final step in a tremendous process of relocating the organization," states Al Davis. "This state-of-the-art facility will provide the Raiders organization a positive, winning environment. When completed, this facility will be the finest in all of professional sports and will provide a solid base for years to come, as the true greatness of the Raiders is in its future." July 12—Raiders open training camp in Napa. July 27—Raiders open 1996 preseason vs. Cowboys in Dallas. Sept. 1—Raiders open their 37th league season with inaugural league contest in Baltimore vs. Ravens. Sept. 15—Raiders open 1996 home league schedule against Jacksonville in newly renovated Oakland-Alameda County Coliseum.

1997

Jan. 25—Former defensive back Mike Haynes becomes ninth Raider voted into Pro Football Hall of Fame. Jan. 30—Raiders name Joe Bugel, whose coaching career has spanned four decades, as head coach. Bugel, 56, becomes 11th head coach in organization's 37 years of professional football competition. May 8—The Silver and Black and Susquehanna Radio Corp. announced that Raider games will be carried on "The Ticket," 1050 AM, the Bay Area's newest all-sports radio station. July 26—Haynes inducted into Pro Football Hall of Fame in ceremony in Canton, Ohio. Aug. 31—Silver and Black open 38th league season and 25th year as Raiders with inaugural league contest vs. Tennessee Oilers in Memphis. Dec. 21—Tim Brown passes Pro Football Hall of Famer Fred Biletnikoff for top spot on the Raiders' all-time receiving list after catching 20-yard pass from Jeff George in first quarter of Raiders-Jacksonville contest. Biletnikoff, the Raiders' receivers coach, had 589 career catches. Brown also sets a Raiders record for receptions in a single game against Jacksonville with 14, breaking his own record of 12.

1998

Jan. 22—Jon Gruden named as head coach of Raiders. Gruden, 34, becomes the youngest head coach in the NFL and third-youngest in the history of the Silver and Black. Raiders Owner Al Davis was 33 when he was named head coach and general manager in 1963 while John Madden was 32 when he was promoted to head coach in 1969. April 19—Raiders select Michigan defensive back Charles Woodson with fourth overall pick in 1998 draft. Woodson is first primarily defensive player to ever win the Heisman.

1999

Aug. 7—Former Raiders running back Eric Dickerson is inducted into Pro Football Hall of Fame in ceremony in Canton, Ohio. Sept. 12—Raiders open 40th regular season in Green Bay vs. Packers.

2000

Feb. 6—Three Raiders players, QB Rich Gannon, DT Darrell Russell and CB Charles Woodson, play in Pro Bowl in Honolulu. Another Raider, Tim Brown, is voted to his eighth Pro Bowl (which ties a Raiders record) but does not play. April 15—Raiders select Florida State K Sebastian Janikowski in first round of the NFL Draft. July 29—Former Raider greats Howie Long and Ronnie Lott inducted into Pro Football Hall of Fame in Canton, Ohio, ceremony.

2001

Jan. 6—Raiders, following a bye, defeat Miami Dolphins 27-0 in Divisional Playoff game at Coliseum. Jan. 14—Raiders host AFC Championship vs. Baltimore Ravens. Feb. 4—Four Raider players, QB Rich Gannon, CB Charles Woodson, and offensive linemen Lincoln Kennedy and Steve Wisniewski, play for victorious AFC in Pro Bowl at Honolulu, coached by Jon Gruden and his Raiders assistants. Gannon is also named the game's MVP. Aug. 27—Raiders face Cowboys in Monday Night American Bowl preseason contest in Mexico City.

2002

Jan. 12—Raiders, AFC West Champs for second straight year, defeat N.Y. Jets, 38-24, in Wild Card playoff game at Coliseum. Jan. 19—Raiders lose controversial Divisional playoff in snow at New England, 16-13, in overtime. Feb. 9—Five Raiders players, WR Tim Brown, QB Rich Gannon, CB Charles Woodson, OT Lincoln Kennedy and P Shane Lechler, play for victorious AFC in Pro Bowl at Honolulu. Gannon is named the game's MVP for the second straight year. March 12—Offensive Coordinator Bill Callahan is named as the 13th head coach in Raiders history. Aug. 3—Raiders legend Dave Casper is inducted into Pro Football Hall of Fame in ceremony at Canton, Ohio. Sept. 15—Rich Gannon sets an NFL record for most completions in non-overtime game with 43 during 30-17 win at Pittsburgh. Sept. 29—With 151 yards during 52-25 win over Tennessee, Jerry Rice becomes the NFL's all-time leader in yards from scrimmage. In same game, Rod Woodson returns interception 82 yards for score to become NFL leader for most career interception return yards. Nov. 11—Rich Gannon sets NFL record for consecutive completions with 21 during 34-10 win at Denver. Nov. 17—Tim Brown breaks Gene Upshaw's Raiders record for most games played in Silver and Black (217). Nov. 24—Raiders reach 400-win mark in regular and postseason contests with 41-20 win over Arizona. Dec. 2—Tim Brown joins Raiders teammate Jerry Rice and Cris Carter as only the third player in NFL history to catch 1,000 passes, during 26-20 win over N.Y. Jets. Dec. 22—Raiders clinch third straight AFC West title with 28-16 win over Denver. After connecting on 18 passes in that game, soon-to-be league MVP Rich Gannon sets NFL single-season completions record (404).

2003

Jan. 19—Raiders record 25th postseason victory (most of any AFC team) in 41-24 win over Tennessee for AFC championship before second-largest crowd (62,544) in Oakland postseason history. Jan. 26—Raiders become only team in pro football history to play in Super Bowls in four different decades with appearance in Super Bowl XXXVII in San Diego. Feb. 2—Four Raiders, QB Rich Gannon, OT Lincoln Kennedy, WR Jerry Rice and S Rod Woodson, play in Pro Bowl in Honolulu. April 19—Raiders select defensive back Nnamdi Asomugha and defensive lineman Tyler Brayton in the first round of the 2003 NFL Draft.

2004

Jan. 26—The Raiders name Norv Turner head coach. Jan. 31—Bob Brown selected for induction into Pro Football Hall of Fame. May 7—The Raiders accept an offer to have 2004 games broadcast on KSF 560 AM, the Bay Area's Talk Leader. KSF, the popular Bay Area talk radio station, will serve as the anchor for the multi-state, multi-station Raiders Radio Network. Raider broadcasts will include extensive pre- and postgame shows as well as Raider-specific programming during the week. Aug. 7—Bob Brown becomes 15th Raider to be inducted into Pro Football Hall of Fame.

2005

Sept. 8—Raiders begin 46th season with regular-season opener vs. Patriots in New England in Thursday night NFL inaugural contest for 2005.

2006

Feb. 10—Pro Football Hall of Famer Art Shell returns for his second stint as Raiders head coach. Feb. 12—Defensive end Derrick Burgess, among the top free agent acquisitions in the NFL, represents the Raiders in the Pro Bowl, after leading NFL in sacks with a team-record 16. April 29—Raiders select Texas defensive back Michael Huff in first round of the 2006 NFL Draft. Aug. 5—John Madden, former Raiders head coach and leading pro football television analyst, inducted into Pro Football Hall of Fame with presentation speech made by Al Davis. Aug. 6—Raiders open preseason play in Hall of Fame Game vs. Philadelphia in Canton, Ohio.

2007

Jan. 23—Lane Kiffin introduced as new Raiders head coach. Dec. 2—Raiders record 400th all-time regular season victory with 34-20 win over Denver Broncos at Coliseum.

2008

April 26—Raiders select Arkansas running back Darren McFadden in first round of 2008 NFL Draft. Sept. 30—Tom Cable introduced as Raiders interim head coach. Oct. 19—Sebastian Janikowski sets franchise and NFL overtime record by kicking 57-yard field goal to beat the New York Jets, 16-13. Nov. 9—Janikowski becomes Raiders all-time scoring leader, surpassing Pro Football Hall of Famer George Blanda's franchise mark of 863 career points.

2009

Feb. 4—Raiders name Tom Cable head coach. April 26—Raiders select Maryland wide receiver Darrius Heyward-Bey in first round of 2009 NFL Draft. Aug. 8—Former Raiders S Rod Woodson inducted into Pro Football Hall of Fame. Sept. 14—Raiders begin 50th season of pro football competition with regular-season opener on Monday night vs. San Diego Chargers at Oakland-Alameda County Coliseum. Dec. 27—Sebastian Janikowski sets a Raiders record with 61-yard field goal at Cleveland, marking the third-longest field goal in NFL history.

2010

Jan. 3—Sebastian Janikowski reaches 1,000 career points with 39-yard field goal against Baltimore Ravens. April 22—Raiders select Alabama linebacker Rolando McClain in first round of 2010 NFL Draft. Aug. 7—Former Raiders WR Jerry Rice inducted into Pro Football Hall of Fame. Oct. 24—Raiders set franchise record by scoring 59 points in win at Denver. Dec. 26—Rookie Jacoby Ford sets Raiders season and career record with his third kickoff return for a touchdown in 2010. Janikowski sets franchise single-season scoring record, surpassing mark of 132 set by Jeff Jaeger in 1993.

2011

Jan. 2—Raiders conclude season sweep of AFC West opponents with 31-10 victory at Kansas City. Jan. 18—Hue Jackson named head coach of Raiders. Sept. 12—Raiders begin 52nd season of pro football competition on Monday Night Football at Denver. K Sebastian Janikowski ties NFL record and breaks own franchise mark by kicking 63-yard field goal. Oct. 8—Raiders Owner Al Davis, a pro football pioneer, trailblazer, maverick and giant, passes away at age 82 after leading the franchise for half a century. Oct. 9—Raiders defeat Houston Texans, 25-20, in first game without the franchise's leader. Oct. 18—Days after QB Jason Campbell breaks collar bone, team acquires QB Carson Palmer from Cincinnati for two draft choices. Nov. 27—Janikowski sets Raiders record and ties NFL mark with six field goals in victory over Chicago, while P Shane Lechler snaps a franchise mark with an 80-yard punt.



Oct. 16, 2011, vs. Cleveland Browns — Al Davis Memorial Game

2012

Jan. 10—Owner Mark Davis names Reggie McKenzie as new Raiders general manager, first individual hired by franchise for that position since Al Davis in 1963. A former Raiders player, McKenzie served in a player personnel capacity with the Green Bay Packers for 18 years. Jan. 29—LS Jon Condo, K Sebastian Janikowski, P Shane Lechler and DT Richard Seymour represent Raiders at the Pro Bowl. Jan. 30—Broncos defensive coordinator Dennis Allen introduced as Raiders head coach.

RAIDERS CHRONOLOGY

2013

Jan. 27 – FB Marcel Reece represents the Raiders at the Pro Bowl in Honolulu. April 25 – Raiders announce multi-year agreement with KGMZ 95.7 The Game to broadcast all preseason, regular-season and postseason games. April 25 – Raiders select CB DJ Hayden from the University of Houston with the 12th overall pick in the NFL Draft. Oct. 6 – S Charles Woodson recovers a San Diego fumble and returns it 25 yards for a score, matching an NFL record with his 13th career defensive touchdown. Oct. 27 – QB Terrelle Pryor sets a franchise record with a 93-yard touchdown run against Pittsburgh, marking the longest touchdown run by a quarterback in NFL history.

2014

Jan. 26 – FB Marcel Reece participates as a member of Team Sanders at the Pro Bowl in Honolulu. May 8 – Raiders select LB Khalil Mack from the University of Buffalo with the fifth overall pick in the NFL Draft. Aug. 2 – Ray Guy inducted into Pro Football Hall of Fame, becoming first pure punter enshrined. Sept. 28 – Raiders play Miami Dolphins at London's Wembley Stadium, marking franchise's first regular season game outside of the United States. Sept. 30 – Tony Sparano named Raiders interim head coach. Nov. 20 – Charles Woodson records a sack in victory over Chiefs to become first player in NFL history with 50 career interceptions and 20 career sacks.

2015

Jan. 16 – Raiders introduce Jack Del Rio as 19th head coach in team history. Raiders executive Marc Badain announced as team President. Jan. 25 – FB Marcel Reece plays in third straight Pro Bowl as a member of Team Irvin in Glendale, Ariz. April 30 – Raiders select Alabama WR Amari Cooper with the fourth overall pick in the NFL Draft. Aug. 8 – Former Raiders WR Tim Brown and personnel executive Ron Wolf inducted into Pro Football Hall of Fame. Oct. 11 – K Sebastian Janikowski plays in his 241st career game, surpassing Pro Football Hall of Famer Tim Brown as Raiders' all-time leader in service. Dec. 13 – DE Khalil Mack records five second-half sacks at Denver to tie the Raiders' single-game record set by Pro Football Hall of Famer Howie Long in 1983. Dec. 22 – S Charles Woodson announces to local media his intent to retire at the conclusion of the 2015 season.

2016

Jan. 8 – DE Khalil Mack makes history as the first-ever player to be named Associated Press first-team All-Pro at two different positions, garnering recognition at both defensive end and linebacker. Jan. 31 – QB Derek Carr, WR Amari Cooper, DE Khalil Mack, RB Latavius Murray and S Charles Woodson represent the Raiders at the Pro Bowl in Honolulu. Along with the selection of FB Marcel Reece, the six players mark the most Raiders since 1994. April 29 – Raiders select West Virginia S Karl Joseph with the 14th overall pick in the 2016 NFL Draft. Aug. 6 – Former Raiders QB Ken Stabler inducted into Pro Football Hall of Fame. Sept. 25 – K Sebastian Janikowski becomes the NFL's all-time leader with his 53rd career field goal of 50-or-more yards. Oct. 30 – QB Derek Carr sets a franchise single-game record with 513 passing yards in a 30-24 overtime victory at Tampa Bay. Nov. 21 – The Raiders post a 27-20 win over the Houston Texans at Estadio Azteca in Mexico City, the first regular-season Monday Night Football game played outside the United States. Dec. 4 – QB Derek Carr becomes the first NFL quarterback with five game-winning touchdown passes in the fourth quarter or overtime in a single season, leading the Raiders to a 38-24 win over the Buffalo Bills at Oakland-Alameda County Coliseum. Dec. 16 – Raiders clinch first playoff berth since 2002 with a 19-16 victory at San Diego.

2017

Jan. 7 – QB Connor Cook becomes first quarterback in Super Bowl era to make first-career start in a postseason game, as Raiders fall 27-14 in AFC Wild Card Game at Houston. Jan. 19 – Jack Del Rio named the Maxwell Club's Greasy Neale Professional Coach of the Year, becoming the sixth Raiders coach to earn an NFL Coach of the Year honor. Reggie McKenzie named NFL Executive of the Year by PFWA, joining Al Davis as the only Raiders to have earned the award. Jan. 29 – C Rodney Hudson, S Reggie Nelson and G Kelechi Osemele participate in the Pro Bowl in Orlando. The trio are part of an NFL-high seven Raiders initially named to the AFC squad. Feb. 4 – DE Khalil Mack is named the Associated Press Defensive Player of the Year, becoming the first Raider since 1980 to earn the award. March 27 – By a vote of 31-1 by NFL owners, the Raiders are approved for relocation to Las Vegas. April 27 – Raiders select Ohio State CB Gareon Conley with the 24th overall pick in the 2017 NFL Draft. Sept. 10 – K Giorgio Tavecchio becomes first player in NFL history to make two field goals of at least 50 yards in his NFL debut at Tennessee. Nov. 13 – Raiders officially break ground on Las Vegas stadium site.

2018

Jan. 9 – Jon Gruden introduced as the head coach of the Oakland Raiders, returning to the post he previously held from 1998-2001. Jan. 29 – QB Derek Carr, C Rodney Hudson and G Kelechi Osemele represent the Raiders at the Pro Bowl in Orlando. April 26 – Raiders select T Kolton Miller from UCLA with the 15th overall pick in the NFL Draft. Aug. 4 – Former Raiders WR Randy Moss inducted into Pro Football Hall of Fame. Dec. 30 – Raiders QB Derek Carr breaks Peyton Manning's NFL record for completions through a player's first five seasons with 1,750. Dec. 31 – Mike Mayoock introduced as the third General Manager in franchise history.

2019

Jan. 14 – Raiders break ground on new team headquarters and practice facility in Henderson, Nev. Jan. 27 – TE Jared Cook represents the Raiders at the Pro Bowl in Orlando. April 25 – Raiders select DE Clelin Ferrell from Clemson, RB Josh Jacobs from Alabama and S Johnathan Abram from Mississippi State in the first round of the NFL Draft. Sept. 9 – Raiders defeat Broncos in season opener on Monday Night Football, 24-16, giving Head Coach Jon Gruden his 100th career regular-season victory. Sept. 15 – QB Derek Carr passes Ken Stabler (19,078) for first place on the Raiders all-time passing yards list. Nov. 3 – RB Josh Jacobs breaks the franchise rookie rushing record of 697 yards set by Marcus Allen in 1982. Dec. 28 – QB Derek Carr eclipses the 4,000-yard passing mark for the second-straight season, becoming the first Raiders quarterback to do so twice.

2020

Jan. 22 – In a ceremony at Allegiant Stadium, the team officially becomes the Las Vegas Raiders. Jan. 26 – C Rodney Hudson represents the Raiders at the Pro Bowl in Orlando. Fellow offensive lineman, T Trent Brown, also selected to the Pro Bowl but did not participate due to injury. April 23 – Raiders select WR Henry Ruggs III from Alabama and CB Damon Arnette from Ohio State in the first round of the NFL Draft. June 16 – NFL announces 2021 Pro Bowl will be hosted at Allegiant Stadium in Las Vegas. July 28 – Raiders open training camp at Raiders Headquarters/Intermountain Performance Center in Henderson, Nev.

RAIDERS RADIO NETWORK



BRENT MUSBURGER



LINCOLN KENNEDY

Lotus Broadcasting Corp's **KOMP 92.3 FM** "The Rock Station" will serve as the Raiders flagship radio station in Las Vegas. Additionally, Lotus Broadcasting has announced the launch of **KRLV "Raider Nation Radio 920 AM,"** a 24/7 sports-talk station that will serve as the home for daily Raiders content year-round.

A mixture of local longtime familiar voices with some new editions, KRLV "Raider Nation Radio 920 AM" weekly lineup covers the history of the franchise through current day team coverage. The lineup begins with the debut of "Pritch & Clay," featuring former NFL 1st round draft pick Mike Pritchard and former ESPN Las Vegas personality Clay Baker. Longtime Raiders broadcaster and 24 year sports-radio icon JT the Brick will serve as mid-day host from 12-2pm, and will host a variety of Raiders specific programming including the Coach's Show with Jon Gruden. "Silver and Black Today" hosted by Scott Gulbrandsen will follow from 2-4 p.m., while Raiders lead beat writer for the Review Journal, Vincent Bonsignore, will host his afternoon show from 4-6 p.m. Raiders alumni and guests will be fixtures throughout all dayparts, helping tell the stories of one of the sports worlds' most iconic brands, The Las Vegas Raiders.

Raider Nation Radio 920AM Weekly Lineup summary:

- "Pritch & Clay" – 7 a.m. to 10 a.m.
- "The Mike Greenberg Show" – 10 a.m. to 12 p.m.
- "The JT the Brick Show" – 12 p.m. to 2 p.m.
- "Silver & Black Today" – 2 p.m. to 4 p.m.
- "In the Huddle with Vincent Bonsignore" – 4 p.m. to 6 p.m.

Raiders game day broadcasts on **KOMP 92.3 FM** and **KRLV "Raider Nation Radio 920 AM"** via **Compass Media Network**, will include the popular "Raiders Opening Drive" pregame show, beginning two hours prior to each game. Following the postgame wrap-up, coverage will continue to feature its 90-minute local postgame show, "Raiders Extra Point."

Brent Musburger, one of the most prominent voices and personalities in sports broadcasting, enters his third season as the Silver and Black's play-by-play voice. Musburger will again be joined on the call for all Raiders games this season by former All-Pro tackle Lincoln Kennedy, who moved to the booth to handle color analyst duties in 2018.

Musburger called countless major sporting events during his time at CBS and ABC/ESPN from 1975-2017. He worked play-by-play on NFL games and hosted the groundbreaking studio show, "The NFL Today," at CBS, while also calling the NCAA Final Four, NBA basketball, the Masters, U.S. Open tennis, boxing, horse racing and Major League Baseball. He was the voice of college football for ABC/ESPN, calling seven BCS national championships. He also called NBA and college basketball games, golf, NASCAR and soccer. Musburger is a member of the National Sports Media Association Hall of Fame and received the Vin Scully Lifetime Achievement Award in Sports Broadcasting in 2016.

Kennedy returns to the Raiders' radio team for his second season in the booth, having served three years prior as the broadcast's sideline reporter. Originally a first-round pick out of the University of Washington by the Atlanta Falcons in 1993, Kennedy joined the Raiders in 1995 and started 119 games in eight seasons with Oakland. He was named to three Pro Bowls during his time with the Raiders, garnering second-team All-Pro honors in 2001 and first-team All-Pro recognition in 2002. Kennedy was a part of three-straight AFC West division championships with the Raiders from 2000-02, helping the team to an AFC Championship crown in 2002. He is currently a broadcaster for FOX Sports and Premiere Radio Networks.

RAIDERS RADIO NETWORK AFFILIATES

Baker, Calif.	KHRQ 94.9 FM	Monterey, Calif.	KHIP 104.3 FM
Bakersfield, Calif.	KGEO 1230 AM	Needles, Calif.	KTOX 1340 AM
Chico, Calif.	KFMF 93.9 FM	Palm Springs, Calif.	KCLB 93.7 FM
El Centro, Calif.	KXO 107.5 FM	Phoenix, Ari.	KQFN 1580 AM
El Paso, Texas	KHEY 1380 AM	Redding, Calif.	KNRO 1670 AM
Eugene, Ore.	KORE 1050 AM	Reno, Nev.	KJUB 94.5 FM
Eureka, Calif.	KWSW 980 AM	Riverside, Calif.	KPWK 1350 AM
Fort Bragg, Calif.	KDAC 1230 AM	Sacramento, Calif.	KHTK 1140 AM
Fresno, Calif.	KFIG 940 AM		KSAC 105.5 FM
	KFPT 790 AM	San Bernardino, Calif.	KKDD 1290 AM
Honolulu, Hawaii	KHVV 830 AM	San Diego, Calif.	KGB 760 AM
King City, Calif.	KRKC 102.1 FM	San Luis Obispo, Calif.	KXTK 1280 AM
Lakeport, Calif.	KXBX 1270 AM	Santa Rosa, Calif.	KSRO 1350 AM
Las Vegas, Nev.	KOMP 92.3 FM	Twentynine Palms, Calif.	KCLZ 95.5 FM
	KRLV 920 AM	Ukiah, Calif.	KUKI 1400 AM
Lenwood, Calif.	KHDR 96.9 FM	Willits, Calif.	KLLK 1250 AM
Logan, Utah	KLGN 1390 AM	Medford, Ore.	KEZX 730 AM
Maui, Hawaii	KAOI 1110 AM		



MANICA

HNTB

CAAICON



ALLEGiant STADIUM

FACTS /// STATS /// FIGURES

STADIUM FEATURES

NFL RAIDERS

UNLV REBEL FOOTBALL

19M LB RETRACTABLE ROLLING
NATURAL TURF

28,000 SF OPERABLE WALLS

127 SUITES

8,000 CLUB SEATS

STADIUM COST

\$1.9B TOTAL STADIUM DEVELOPMENT

LAS VEGAS AT WORK

5M+ CRAFT-HOURS DURING CONSTRUCTION

6,000 RECURRING JOBS ONCE COMPLETED

15% SMALL LOCAL BUSINESS PARTICIPATION
FOCUSED MINORITY + FEMALE WORKFORCE
GOALS

CONSTRUCTION MILESTONES

**NOV-DEC
2017**

Site mobilization
and site clear
Excavation

**JAN-FEB
2018**

Start construction
(earthwork + deep
foundations)

**MAR-APR
2018**

Foundations

**MAY-DEC
2018**

Cast-in-place
concrete
structure

**JULY-AUG
2018**

Start structural
steel erection -
truss columns

**JAN-FEB
2019**

Precast stadia
erection

**MAR-APRIL
2019**

Start drywall/
interior finishes

**AUG - SEP
2019**

Structural Steel
Erection Complete

**MAR-APR
2020**

Vertical enclosure
+ roof system
complete

**JULY
2020**

Cert. of Occupancy
Substantial
Completion





LAS VEGAS RAIDERS HEADQUARTERS



The Intermountain Healthcare Performance Center and Raiders Headquarters include a three-story, 135,000-square-foot office area, along with a 150,000-square-foot field house that will house one-and-a-half indoor football fields. There are three outdoor football fields and a 50,000-square-foot performance center.

55 ACRE LOT
WITH APPROX. 30 ACRE
BEING CURRENTLY DEVELOPED

GROUND BREAKING
JANUARY, 14 2019

TOPPING OUT
JULY, 10 2019

ESTIMATED COMPLETION
JUNE 2020

THREE OUTDOOR NATURAL GRASS FIELDS

AGILITY HILL & SAND PIT FOR TRAINING

**ONE AND A HALF ARTIFICIAL GRASS
INDOOR FIELD**

108' AT THE CENTER HEIGHT

**VIEWING PLATFORM INTO
THE INDOOR FIELD**

**SMALL VIEWING PLATFORM ONTO
THE OUTDOOR FIELDS**

IN-HOUSE TV STUDIO

**TRAINING POOL, HOT TUB,
COLD TUB & TREADMILL TUB**

THE RAIDER IMAGE STORE

TOTAL SQUARE FEET: 336,227
LAS VEGAS RAIDERS HQ - OFFICE BUILDING: 138,853
INDOOR FIELD: 130,440
INTERMOUNTAIN HEALTHCARE
PERFORMANCE CENTER: 47,495
MAINTENANCE BUILDING: 19,439



THE RAIDER IMAGE

OFFICIAL TEAM STORE

The Raider Image is the official team store of the Las Vegas Raiders. All stores are owned and operated by the Las Vegas Raiders. Later this fall, the Image will be operating 14 brick and mortar locations throughout California and Nevada along with the flag ship store at Allegiant Stadium. The Las Vegas area will have seven locations: Town Square Las Vegas, Galleria at Sunset Mall, Raiders Headquarters in Henderson, McCarran Airport, Fashion Show Mall, The Shoppes at Mandalay Place and Miracle Mile Shops. In addition, The Raider Image e-commerce store provides the best selection of merchandise for Raider fans around the world with over 3600+ products available online and in the mobile app. Find the online store through www.RAIDERS.com/shop.

LAS VEGAS LOCATIONS

- Town Square Las Vegas
- Mandalay Place
- Miracle Mile
- Fashion Show
- Galleria at Sunset
- Allegiant Stadium
- Raiders Headquarters

CALIFORNIA LOCATIONS

- Universal CityWalk
- Moreno Valley
- Valley Plaza
- Fashion Fair
- Arden Fair
- Sunvalley
- Southland



THE RAIDER IMAGE

OFFICIAL TEAM STORE



RAIDERETTES



**MANDY
VOECKS**

Raiderette
Director



**MALLORIE
TATE**

Raiderette
Relations Coordinator



**PATRISHA
YABES**

Raiderette
Creative Manager



**BAILEY
BLACK**

Raiderette
Coordinator



AUDREY
2nd Year

BREE
Rookie

BRYANA
3rd Year

CAMRYN
Rookie

GABBY L.
Rookie

GABBY S.
Rookie

HELINA
4th Year - Captain

JEKAILAH
2nd Year

JENNIFER
Rookie

JUNE
2nd Year

KATSURA
Rookie

KELLY
Rookie

KRISTINA
4th Year - Co-Captain

LISA
Rookie

MACKENZIE
3rd Year - Co-Captain

MADDIE
Rookie

MADISON E.
Rookie

MADYSON B.
4th Year - Co-Captain

MEGHAN
Rookie

MONET
Rookie

MONICA D.
Rookie

MONICA G.
3rd Year - Co-Captain

NATALI
Rookie

NICOLA
4th Year - Captain

NICOLE
Rookie

PAIGE
Rookie

RACHEL
4th Year - Captain

SHANIAH
6th Year - Captain

STEPHANIE
Rookie

TAYLOR
Rookie

VICKY
Rookie

WHITNEY
Rookie

RAIDERS IN THE COMMUNITY

The Las Vegas Raiders Community Relations Department strives to enrich the community through impactful programs and outreach. The department is dedicated to upholding the integrity and teamwork exemplified by the Raiders organization, both on and off the field.



The department promotes the Raiders brand by enhancing the lives of others through outreach programs, initiatives, and partnerships. The Community Relations Department oversees and supports a variety of community programs, which are primarily focused in the areas of education, health and fitness, volunteerism, civic involvement and charitable giving. During the 2019 season these programs impacted 23,967 children and families and raised over \$1 million for nonprofits. Each year, the Raiders partner with nonprofits to advance the importance of our shared values. This past season they teamed up with the Alameda County Community Food Bank, Candlelighters Childhood Cancer Foundation of Nevada, Clark County School District, Communities In Schools, Girls Inc. of Alameda County, Nevada Partners, SafeNest, Special Olympics Nevada and Three Square Food Bank.



The Community Relations Department works with current players, Raiders Alumni and team personnel to participate in community outreach efforts. Across two states current players and Raiders Alumni contributed 278 hours of service. Specifically, 63 current players made 133 total appearances supporting 21 events. Additionally, 31 Alumni made 69 total appearances supporting 32 events



YOUTH FOOTBALL

The Raiders maintain an active role in supporting the game of football in Nevada, hosting 70 Raiders Junior Training Camps and events that promoted safety, awareness and building strong foundations in the game. In 2019, through partnership with USA Football, the Raiders facilitated the certification of 318 youth football coaches across Nevada allowing them to provide exceptional football experiences to their student-athletes. The Heads-Up certification allows coaches to be trained on topics including proper heads up tackling and blocking techniques, heat and hydration awareness, concussion recognition and response, emergency procedures and proper equipment fitting. The Silver and Black's 2019 NFL FLAG regional tournament allowed more than 400 coed youth the opportunity to compete and represent the Raiders at the NFL Pro Bowl. In 2019, the Las Vegas Raiders awarded \$75,000 in grants for new equipment, uniforms and other resources to youth and scholastic football programs throughout the Las Vegas area.



The Raiders are proud supporters of high school football throughout the state of Nevada. Through recognition programs like the 2019 Tom Flores Coach of the Year and Raiders High School Showcase, the Raiders honored 11 coaches and players who made a positive impact on the field and in their communities. The Raiders offered coach clinics, Raiders 11 – ON, Lineman Camp and provided 500 gameday tickets to celebrate the game.





FOUNDATION

The Raiders Foundation is the charitable arm of the Las Vegas Raiders and is committed to increasing community and civic health through military support and youth development. In 2019, the Foundation served nearly 7,000 military and youth through community programming, events and activations.

During the NFL's Salute to Service month, the Raiders Foundation partnered with community organizations to celebrate, thank, and support both active military members and veterans. Along with the USO Las Vegas, the Foundation hosted a military combine at Nellis Air Force Base for active service members, veterans and their spouses. Working with Flags of Valor, the Foundation also hosted a flag building activity for the families of active service members. In recognition of Giving Tuesday, three Las Vegas nonprofit organizations were surprised with donations — Wreaths Across America, Spread the Word Nevada and Southern Nevada Pop Warner, with a check for \$15,000 each.



2019 was also the year of the Foundation's first Charity Poker Tournament. All funds raised at the tournament benefitted the Nevada Youth Football League. The event raised \$125,000, which will help Nevada Youth Football League become the first no-fee youth league in Nevada.



Three Toys for Tots collection drives were held throughout December, during which over 800 toys were collected. The Foundation also donated over 700 tickets for the First & Goal Program, which provides a gameday experience to local youth.

For the second time, the Raiders Foundation invited fans and supporters to Topgolf for Celebrity Swing, a fundraiser for the Las Vegas community. In 2019, more than \$200,000 was raised for Communities in Schools of Southern Nevada, the leading dropout prevention organization that has proven to keep students in school and on the path to graduation.

Proceeds from the specialty Raiders branded license plate go to the Raiders Foundation, which in turn uses those funds to help make a lasting impact on our local community.

The Raiders Foundation Legacy Brick Program is a chance for all fans to commemorate their support for Raiders football at Allegiant Stadium, with all proceeds directly benefiting community programs throughout Nevada.

MEDIA INFORMATION

@RAIDERS_PR TWITTER: Media can retrieve up-to-date schedules, notes and team information via the official Twitter account of the Raiders' media relations department, @RAIDERS_PR.

TRAINING CAMP 2020: Training camp will be hosted at Raiders Headquarters/Intermountain Healthcare Performance Center, located at 1475 Raiders Way in Henderson, Nev. Per NFL policy, media access to the team's facility will be limited and subject to all NFL-NFLPA protocols related to COVID-19.

TRAINING CAMP CREDENTIALS: Media requesting access to Training Camp should contact Media Relations Coordinator Katie Agostin (kagostin@raiders.com). Credential requests must be received 72 hours in advance of the desired date to attend and a credential list of approved Tier 2M and Tier 3-OA media will be distributed via email at least 24 hours in advance of each practice date.

MEDIA AVAILABILITY: Raiders media relations will conduct virtual media availability for coaches and players on each practice date. Press conferences for all coaches, players and other Tier 1 personnel will be executed via video conference or conference call. Virtual press conference invitations will be distributed to local media via email to the local media daily. Video of press conferences will be made available to local television and web-based outlets upon request. A weekly schedule with times and dates will be distributed to media via email throughout training camp.

Raiders media relations will make every effort to accommodate additional interview requests during the Training Camp period. Media interested in requesting interviews with Raiders personnel should follow the requesting guidelines in the media policy below.

GAME CREDENTIAL REQUESTS: Credential requests in accordance with NFL COVID-19 protocol will be determined and communicated at a later date. Credential requests for home games will be honored only for working media on specific assignment for a recognized news or sports organization. Credentials will not be issued to freelance writers or photographers. All single-game requests must be received by 5 p.m. (PT) on the Monday prior to each Sunday home game.

All full-season and single-game credential requests must be submitted by an editor or sports director to Katie Agostin (kagostin@raiders.com) of the Raiders' media relations office.

PARKING: Every effort will be made to accommodate requests for parking passes, but due to limited space, parking cannot be provided for all credentialed media. Television trucks that provide satellite, uplink or micro-wave functions will need to make prior arrangements with Katie Agostin (kagostin@raiders.com) of the Raiders' media relations office.

MEDIA WILL CALL: Media will call is located at the main box office at Allegiant Stadium on the Northeast part of the property, closest to Parking Lot D at Dean Martin Drive and Al Davis Way. Each member of the media must pick up his/her own individual credential and present corresponding photo to identification. Media will call opens three hours prior to the scheduled kickoff.

MEDIA ENTRANCE: The media entrance is clearly marked and located at the Southwest entry gate of Allegiant Stadium. Media credentials will not be honored at any other gate. All media must check in at the media entrance before entering Allegiant Stadium. For security purposes, individuals and their belongings will be searched upon entry into the stadium. Photographers and videographers can retrieve appropriate sideline vests at the media entrance.

POOL REPORTER: As assigned by the Professional Football Writers of America (PFWA), the Las Vegas pool reporter for the 2020 season is Vic Tafur of The Athletic.

ON-FIELD AND POSTGAME INTERVIEWS: A policy will be communicated to media at a later date.

INTERVIEW REQUESTS: The Raiders respectfully ask that all interview requests, for any member of the organization, be submitted through the team's media relations office. Players, coaches, executives or other team personnel should not be contacted by media directly by telephone, email, or via social media.

Interview requests for Owner Mark Davis, General Manager Mike Mayock, Head Coach Jon Gruden, President Marc Badain and other club executives should be directed to Will Kiss (wkiss@raiders.com). Jon Gruden is available to media after most practices as well as following each game. He will conduct a weekly press conference, typically on Mondays, during the regular season.

Interview requests for assistant coaches should be directed through the Raiders media relations department. Those requesting interviews with Assistant Head Coach/Special Teams Coordinator Rich Bisaccia, Defensive Coordinator Paul Guenther or Offensive Coordinator Greg Olson should contact Will Kiss (wkiss@raiders.com).

Other assistant coaches will be made available in accordance with the NFL media policy. Individual interview requests will also be considered, provided the request is made at least 24 hours in advance to the Raiders media relations staff. During a typical regular-season Sunday game week, coordinators are only available on Thursdays, while other assistants are only available Wednesdays, Thursdays and Fridays. Following games, Gruden is the only coach available for comment.

Players are available after games and during practice weeks, and all one-on-one requests should be made through the media relations office. With respect to all players, the Raiders will make players available to accredited media in accordance with the league's media policy.

Interview requests for Raiders Alumni, the team's community initiatives and Raiderettes should be directed to Director of Public Affairs Mike Taylor (mtaylor@raiders.com).

PRACTICE ACCESS & PHOTOGRAPHY/VIDEOGRAPHY GUIDELINES: Accredited members of the media that regularly cover the NFL are welcome to attend the first 30 minutes, or until the "team" portion, of regular-season practices. Photography and videography is allowed, in general, during this window. The team reserves the right to limit photography to certain periods due to competitive-advantage reasons. During any practice open to the media, visiting media should stand at a safe distance and hold all belongings, including bags and video cameras. Tripods are not allowed on the field during practice, for safety reasons.

MEDIA INFORMATION MEDIA WEBSITE: Launched in 2020, The Las Vegas Raiders Online Media Guide is now also accessible through a new interactive platform on NFLONG.com. Tailored to be a one-stop shop for all media members, the Raiders' new home for online media will provide standard media guide information, weekly game releases, in-game player tracking features, in addition to statistical reports generated directly from NFL GSIS. All media members will be provided with a username and password for personal access to utilize customizable features that include linking twitter accounts to tweet records, stat boxes, notes and more directly from the interactive platform. The website is updated in real-time and will include media schedules and availability, press conference transcripts and more. If you do not receive an email with your account information or would like to request a personal account, please contact a member of the Raiders Media Relations department or contact Media Relations Coordinator Evert Geerlings (egeerlings@raiders.com).

MEDIA INFORMATION

PRACTICE REPORTING POLICY: Blogging and tweeting from offseason, training camp and regular-season practices are permitted for practices that are open to the public. For all practices that are closed to the public, blogging and tweeting are permitted only within the designated viewing window. Consistent with Super Bowl reporting protocol for practices, the following are general reporting policies for all media, including blogging and tweeting:

- Media may note which players are practicing as well as those who are not.
- Media may report non-strategy and non-game plan observations.
- Not permitted is any reference to plays run or game strategy. This includes describing formations, personnel groupings (i.e. composition of offensive line) or non-conventional (i.e. “trick”) plays.
- Not permitted is the reporting of which players are practicing with individual units (goal line offense, nickel/ dime defense, etc.)
- Not permitted is the reporting of practice injuries until the team has provided an official update.
- Access to the head coach following practice will be provided for comments and injury updates.
- Not permitted is quoting, paraphrasing or reporting comments made by coaches, players or team personnel during a practice session.
- Not permitted are any photo/video transmissions after the designated shooting period has closed.
- Not permitted are wide-view photos/videos of formations and/or personnel groupings (shots must be tightly focused on the player/ball.)
- Not permitted is any audio of quarterback cadence, keywords, audibles, etc.
- All cell phones must be turned to “silent” or “vibrate” mode for practice and all post-practice press conferences.

MEDIA GUIDE: The 2020 Las Vegas Raiders media guide includes information current as of August 21, 2020. All writing, research and editing by Will Kiss, Katie Agostin, Evert Geerlings, Cameron Russo and Mike Taylor. Prepress formatting, desktop layout and design by Katie Agostin. Coverand headers designed by Cami Bennett. Divder pages designed by David Machuca. Photography by Michael Clemens, Matt Aguirre, Jim Plain, Michael Cerdeiros, Tony Gonzales, the Associated Press and sports information departments of schools that have produced Raiders players. Additional photos from the Raiders archive. The 2020 Las Vegas Raiders media guide is available online at Raiders.com.



WILL KISS
Senior Director - Media Relations
725-780-3230
wkiss@raiders.com
Hometown: San Francisco, Calif.
College: University of San Francisco



KATIE AGOSTIN
Media Relations Coordinator
725-780-3232
kagostin@raiders.com
Hometown: Port St. Lucie, Fla.
College: University of Florida



EVERT GEERLINGS
Media Relations Coordinator
725-780-3231
egeerlings@raiders.com
Hometown: Grand Rapids, Mich.
College: Grand Valley State University



CAM RUSSO
Media Relations Assistant
725-780-3234
crusso@raiders.com
Hometown: San Jose, Calif.
College: Seattle University



MIKE TAYLOR
Public Affairs Director
725-780-3235
mtaylor@raiders.com
Hometown: Los Angeles, Calif.
College: University of Arizona

LAS VEGAS RAIDERS

2020 SCHEDULE

Sun. 09/13	at Carolina Panthers	10:00 AM
Mon. 09/21	New Orleans Saints	5:15 PM
Sun. 09/27	at New England Patriots	10:00 AM
Sun. 10/04	Buffalo Bills	1:25 PM
Sun. 10/11	at Kansas City Chiefs	10:00 A.M.*
	BYE WEEK	
Sun. 10/25	Tampa Bay Buccaneers	5:20 PM*
Sun. 11/01	at Cleveland Browns	10:00 AM*
Sun. 11/08	at Los Angeles Chargers	1:05 PM*
Sun. 11/15	Denver Broncos	1:05 PM*
Sun. 11/22	Kansas City Chiefs	5:20 PM*
Sun. 11/29	at Atlanta Falcons	10:00 AM*
Sun. 12/06	at New York Jets	10:00 AM*
Sun. 12/13	Indianapolis Colts	1:05 PM*
Thu. 12/17	Los Angeles Chargers	5:20 PM*
TBD	Miami Dolphins	TBD
Sun. 01/03	at Denver Broncos	1:25 PM*

POSTSEASON

Jan. 9-10, 2021	AFC and NFC Wild Card Playoffs
Jan. 16-17, 2021	AFC and NFC Divisional Playoffs
Jan. 24, 2021	AFC and NFC Championship Games
Jan. 31, 2021	NFL Pro Bowl
Feb. 7, 2021	Super Bowl LV, Raymond James Stadium, Tampa, Fla.

*All times are Pacific; *Time subject to change due to NFL flexible scheduling*