



2020 MEDIA GUIDE

BALTIMORE'S CHOICE FOR **BREAKING NEWS**



JASON NEWTON

MINDY BASARA

AVA MARIE

LACEE GRIFFITH

WBALTV NEWS 11 

LIVE. LOCAL. LATEBREAKING.

**WEEKDAYS AT
4:30 AM**

BALTIMORE RAVENS MEDIA GUIDE

2020 RAVENS SCHEDULE

DAY	DATE	OPPONENT	LOCATION	TIME	TELEVISION
Sun.	Sept. 13	CLEVELAND BROWNS	M&T BANK STADIUM	1:00 p.m.	CBS
Sun.	Sept. 20	at Houston Texans	NRG Stadium	4:25 p.m.	CBS
Mon.	Sept. 28	KANSAS CITY CHIEFS	M&T BANK STADIUM	8:15 p.m.	ESPN
Sun.	Oct. 4	at Washington Football Team	FedEx Field	1:00 p.m.	CBS
Sun.	Oct. 11*	CINCINNATI BENGALS	M&T BANK STADIUM	1:00 p.m.	CBS
Sun.	Oct. 18*	at Philadelphia Eagles	Lincoln Financial Field	1:00 p.m.	CBS
Sun.	Oct. 25*	PITTSBURGH STEELERS	M&T BANK STADIUM	1:00 p.m.	CBS
Sun.	Nov. 1	BYE			
Sun.	Nov. 8*	at Indianapolis Colts	Lucas Oil Stadium	1:00 p.m.	CBS
Sun.	Nov. 15*	at New England Patriots	Gillette Stadium	8:20 p.m.	NBC
Sun.	Nov. 22*	TENNESSEE TITANS	M&T BANK STADIUM	1:00 p.m.	CBS
Thurs.	Nov. 26	at Pittsburgh Steelers	Heinz Field	8:20 p.m.	NBC
Thurs.	Dec. 3	DALLAS COWBOYS	M&T BANK STADIUM	8:20 p.m.	FOX/NFLN/Amazon**
Mon.	Dec. 14	at Cleveland Browns	FirstEnergy Stadium	8:15 p.m.	ESPN
Sun.	Dec. 20*	JACKSONVILLE JAGUARS	M&T BANK STADIUM	1:00 p.m.	CBS
Sun.	Dec. 27*	NEW YORK GIANTS	M&T BANK STADIUM	1:00 p.m.	FOX
Sun.	Jan. 3*	at Cincinnati Bengals	Paul Brown Stadium	1:00 p.m.	CBS

HOME GAMES IN CAPS • All Times Eastern

*Flexible Schedule Games; All Sunday NFL games scheduled in Weeks 5-17 are eligible to be moved to Sunday Night Football.

**NFL Network and Amazon simulcast subject to change

All Ravens games can be heard on 98Rock WIYY (97.9 FM), WBAL 1090 AM/101.5 FM, baltimoreravens.com, in the Ravens' mobile app (when fans are in Baltimore) and on 30 regional affiliates.

This network broadcasts each game and spans five states – Maryland, Delaware, Kentucky, Pennsylvania and West Virginia – and Washington, D.C.

RAVENS FACILITIES



Under Armour Performance Center
Football Operations
1 Winning Drive
Owings Mills, MD 21117
(410) 701-4000 (Main)
(410) 701-4100 (PR Fax)



M&T Bank STADIUM

M&T Bank Stadium
(capacity: 70,745)
1101 Russell St.
Baltimore, MD 21230
(410) 261-RAVE (7283)
Fax: (410) 468-1340



CONNECT WITH THE RAVENS

www.baltimoreravens.com
 Ravens app: baltimoreravens.com/app

twitter.com/ravens
 [instagram.com/ravens](https://www.instagram.com/ravens)

[facebook.com/baltimoreravens](https://www.facebook.com/baltimoreravens)
 [youtube.com/user/baltimoreravens](https://www.youtube.com/user/baltimoreravens)

BALTIMORE RAVENS PUBLIC RELATIONS

Chad Steele Senior Vice President of Communications 410-701-4152 chad.steele@ravens.nfl.net
Patrick Gleason Vice President of Public Relations 410-701-4161 patrick.gleason@ravens.nfl.net
Marisol Renner Director of Publications 410-701-4157 marisol.renner@ravens.nfl.net
Tom Valente Director of Public Relations 410-701-4158 tom.valente@ravens.nfl.net
Vernon Dennis Public Relations Coordinator 410-701-4097 vernon.dennis@ravens.nfl.net

TABLE OF CONTENTS

ORGANIZATION

2020 Schedule and Team Information	1
Assistant Coaches	29
Mark Azevedo	68
Steve Bisciotti	5
O.J. Brigance	76
Dick Cass	7
Coaches, All-Time	60
Community	95
David Culley	21
Eric DeCosta	9
Jon Dubé	77
Facility, Ravens Training Complex/UAPC	1, 92
John Harbaugh	12
Joe Hortiz	65
Chris Horton	23
George Kokinis	66
Don Martindale	25
Jameel McClain	73
Medical Team	94
Ron Medlin	77
Pat Moriarty	64
Ozzie Newsome	61
Vincent Newsome	67
Player Personnel Staff	69
Ravens Foundation, Inc.	95
Greg Roman	27
William Sheridan	78
Staff Directory	3
Staff, Executive	79
Staff Headshots	87

PLAYERS

Draft Choices	262
First-Year Players	258
Undrafted Rookie Free Agents	277
Rosters	288
Veterans	100

2019 REVIEW

Game-by-Game Summaries	303
How Ravens Were Built	299
NFL Rankings	320
NFL Standings	321
Player Honors (Milestones)	300
Player Participation	296
Starters, Game-by-Game	298
Statistics, Game-by-Game	301
Statistics, Postseason	293
Statistics, Preseason	294
Statistics, Regular Season	291

HISTORY

Attendance	368
Attendance Records	373
Comeback Victories	371
Colts Football History	326
Draft Choices, All-Time	364
Draft Choices, Colleges	367
Franchise Firsts	371
Ray Lewis (Ravens Legend & Hall of Famer)	344
Jonathan Ogden (Ravens Legend & Hall of Famer)	343
Opponents, Ravens vs. NFL	380
Overtime Games	370
Player Honors	349
Preseason Results	372
Primetime Ravens	369
Pro Bowl Ravens	351
Ravens History	326
Ed Reed (Ravens Legend & Hall of Famer)	346
Regular Season & Postseason Results	374
Ring of Honor/Man of the Year	352
Roster, All-Time	353
Shutouts	368
Statistics, Cumulative, 1996-2018	387
Super Bowl XXXV	325
Super Bowl XLVII	323
Trades, All-Time	348
Win/Loss Results	370

RECORDS

All-Time Defensive Touchdowns	451
Individual Records	448
Opponent Single-Game Bests	469
Rankings, Ravens	445
Postseason, Individual	470
Postseason, Team	479
Team Records	462

GAMEDAY

Amenities/Design, M&T Bank Stadium	487
Entertainment	488
Honor Rows	489
LEED Environmental Award/Safety Act	491
M&T Bank Stadium	484
Ravens Podcast & Television Programming	494
Ravens Radio Network/Affiliates	493
Stadium Seating Chart	492
Statues, Ray Lewis & Johnny Unitas	487
Touchdown For Teachers	490

MEDIA GUIDE ACKNOWLEDGEMENTS

The 2020 Baltimore Ravens Media Guide was prepared by the team's public relations department. Please visit NFL.ORG.com regularly to view updated team records, statistics and information. Also, a PDF of this guide is available in the press room on [baltimore Ravens.com](http://www.baltimore Ravens.com) or at this direct url: <http://www.baltimore Ravens.com/news/press-room/>. We extend a special thank you to past staff members of the Ravens' PR department who have contributed to the publication of the media guide since 1996.

Executive Editor: Marisol Renner

Editors/Writers: Vernon Dennis, Patrick Gleason & Tom Valente **Art Directors:** Ken Lisse & Nick Prevas

Contributors: Brooke Balzano, Jack Carney, Sarah Hampton, Dan Horowitz, Drew Meyer, Kelly Tallant

Photographers: Phil Hoffmann, Shawn Hubbard, Joey Pulone, Sid Keiser, Paul Spinelli, AP Images

Copyright © 2020 Baltimore Ravens

2020 STAFF DIRECTORY

EXECUTIVE

Stephen J. Bisciotti Owner
 Richard W. Cass President
 Lisa Dixon Sr. Dir. of Special Events/Special Asst. to the Owner & President
 Ron Shapiro Special Advisor to the Owner

LEGAL

Brandon Etheridge General Counsel
 Kristin Stortini Assistant General Counsel
 Jessica Markison Director of Compliance

FINANCE, HUMAN RESOURCES & INFORMATION TECHNOLOGY

FINANCE

Jeff Goering Sr. Vice President/Chief Financial Officer
 Jim Coller Vice President of Finance
 Reba Koppelman Sr. Director of Finance
 Dana Cline Sr. Payables Manager
 Liz McCroskey Accounting Manager

HUMAN RESOURCES

Elizabeth Mearman Sr. Vice President of Human Resources
 Julie Tambussi Director of Human Resources
 Jillian Black Sr. Payroll Manager
 Patti Holtery Sr. Payroll Specialist
 Lindsay Pinckney Human Resources Coordinator

INFORMATION TECHNOLOGY

Bill Jankowski Vice President of Information Technology
 Nick Fusee Vice President of Networking & Hardware
 Jeremy Parks Sr. Database Architect
 Evan Woodard Information Technology Security Manager
 Kevin Boyle Information Technology Coordinator

PUBLIC & COMMUNITY RELATIONS

Chad Steele Sr. Vice President of Communications
 Heather Darney VP of Comm. Relations/Exec. Dir., Ravens Foundation
 Patrick Gleason Vice President of Public Relations
 Marisol Renner Director of Publications
 Tom Valente Director of Public Relations
 Kelly Tallant Community Relations Sr. Manager
 Keenan Harrell Community Relations Manager
 Vernon Dennis Public Relations Coordinator
 Kevin Byrne Executive Vice President

OPERATIONS, TEAM SERVICES, SECURITY AND FIELDS & GROUNDS

OPERATIONS

Bob Eller Sr. Vice President of Operations
 Joan Fennekohl Sr. Director of Team Travel
 Keith Mathews Sr. Director of Facilities Maintenance
 David Ghostlaw Team Operations Manager
 Matt Klug Facilities Maintenance Manager
 Valarie Wideman Player Services Manager
 Marlon McLean Assistant Facilities Manager
 Kelly Lekas Receptionist

TEAM SERVICES

Bud Reinecke Director of Team Services
 Jerry Bolling Team Services Manager
 Avon Bryant Assistant Manager of Team Services
 Denny Brothers Team Services Assistant
 James Howard Team Services Assistant

Team Services Assistants

David Camak	Louis Dixon	Charles Nickoles	Frank Thomas
Bobby Chesney	James Fulton	Kori Richardson	Adam Webster
Tom Curtis	Jerome Gilmore	Jason Stevens	Jawan Yancey
Denard Davis	Kirsten Koenig	John Swann	

SECURITY

Darren Sanders Vice President of Security
 Craig Singleterry Sr. Security Manager
 Rodney Allen Security
 Frank Fornoff Security

FIELDS & GROUNDS - M&T BANK STADIUM

Sean Kauffman Head Groundskeeper - M&T Bank Stadium
 Jarod Knopp Assistant Groundskeeper
 Billy Stewart Groundskeeper

FIELDS & GROUNDS - UNDER ARMOUR PERFORMANCE CENTER

Bryan Filkins Head Groundskeeper - UAPC
 P.J. Petel Assistant Head Groundskeeper/Equipment Assistant
 Will Ranney Groundskeeper/Equipment Assistant
 Justin Syharath Groundskeeper

BUSINESS VENTURES

CORPORATE SALES & BUSINESS DEVELOPMENT

Kevin Rochlitz Sr. Vice President/Chief Sales Officer
 Aaron Cline Sr. Director of Corporate Sales & Suites
 Dan Condon Director of Sales
 Trey Bennett Sr. Manager, Corporate Sales
 Ryan Burns Manager, Corporate Sales & Suites
 Chris Wack Manager, Corporate Sales
 Mikey Wynne Corporate Sales Account Executive
 Tyler Cherigo Sales Coordinator

CLIENT SERVICES

Kate Kasabula Sr. Director, Client Services
 Cindy Horseman Sr. Manager, Media & Client Services
 Molly Sjurson Client Services Manager
 Matt Kempel Client Services Manager
 Jillian Magnotta Client Services Coordinator
 Mattie Wood Client Services Representative

SUITE SALES & SERVICE

Theresa Abato Vice President of Suite Sales & Service
 Hayward Caswell Manager, Suite Services & Operations

MARKETING

Brad Downs Sr. Vice President of Marketing
 Deandra Duggans Director, Advertising & Branding
 Kim Ferguson Director, Activation & Fan Development
 Ilsa Marden Director, Events & Game Entertainment
 Ken Lisse Senior Designer
 Laura Humphreys Sr. Manager, Marketing & Activation
 Matt Little Sr. Manager, Marketing & Football Outreach
 Katie Bollinger Manager, Marketing & Fan Development
 Jordyn Johnson Manager, Events & Entertainment
 Nick Prevas Graphic Design Manager
 Adam Rudel Manager, Marketing & Football Outreach
 Rob Tune Manager, Entertainment & Events
 Brandon Williams Mascot Program Manager
 Anneliese Bruce Graphic Designer
 Tory Nymick Marketing Communications Coordinator
 Tina Galdieri Cheer Coordinator
 John Ziemann Marching Ravens President

TICKET SALES & OPERATIONS

Baker Koppelman Sr. Vice President of Ticket Sales & Operations
 Dennis Fryer Ticket Sales & Hospitality Director
 Adam Mazalewski Ticket Operations Director
 T.J. a'Becket Ticket Operations & Distribution Sr. Manager
 Ciara Kavanagh Ticket Services Manager
 Adam Blenckstone Ticket Sales Representative
 Lucas Grabbe Ticket Sales Representative
 Eric Hubbs Ticket Sales & Hospitality Coordinator
 Marcus Jenkins Ticket Sales Representative
 Raven Jones Ticket Programs Coordinator
 Elli Peltonen Customer Service & ADA Seating Coordinator
 Gwen Sieck Ticket Sales Representative
 Betsy Lamb Customer Service Assistant

RETAIL

Chris Inouye Sr. Director of Retail
 Megan Grondzki Retail Sr. Manager

2020 STAFF DIRECTORY

BUSINESS VENTURES CONT'D

RAVENS MEDIA

Michelle Andres Sr. Vice President of Ravens Media
 Jay O'Brien Vice President, Broadcasting & Gameday Productions
 Matt Brevet Director of Production
 Eddie Coughlan Director of Photography
 Phil Cunningham Sr. Producer/Editor
 Garrett Downing Social Media Director/Digital Host
 Steve Groff Director of Broadcast Technical Operations
 Dave Lang Director of Digital Strategy & Innovation
 Ryan Mink Editorial Director
 Cody Williams Director of Business Intelligence & Digital Sponsorship
 Cliff Brown Staff Writer
 John Eisenberg Columnist
 Jack Dana Manager, Production & Media Assets
 Shelby Granath Producer/Editor
 Erin Herbert Digital Media Manager
 Nick Modisett Cinematographer
 Brent Airey Motion Graphics Designer
 Cassie Calvert Social Media Coordinator
 Andrew Cohen Business Analyst
 Dave Heringer Social Media Graphic Designer
 Brittany Jorge Motion Graphics Designer
 Josh Katz Business Analyst
 Jeff Atkinson Cinematographer
 Mark Mariaca Audio Engineer
 Phil Hoffmann Team Photographer
 Shawn Hubbard Team Photographer
 Joey Pulone Team Photographer

COACHING

John Harbaugh Head Coach
 Megan McLaughlin Director of Football Information
 Dan Parsons Assistant to the Head Coach
 David Culley Assistant Head Coach/Pass Coordinator/WRs
 Chris Horton Special Teams Coordinator
 Don Martindale Defensive Coordinator
 Greg Roman Offensive Coordinator
 Richard Angulo Assistant Offensive Line Coach
 Andy Bischoff Assistant Tight Ends Coach
 Randy Brown Special Teams Coach
 Joe Cullen Defensive Line Coach
 Joe D'Alessandris Offensive Line Coach
 Bobby Engram Tight Ends Coach
 Chris Hewitt Pass Defense Coordinator
 Sterling Lucas Defensive Assistant/Defensive Line
 Mike Macdonald Linebackers Coach
 Jesse Minter Defensive Backs Coach
 Steve Saunders Head Strength & Conditioning Coach
 James Urban Quarterbacks Coach
 Craig Ver Steeg Senior Assistant/RBs
 Anthony Watson Assistant Strength & Conditioning Coach
 Matt Weiss Running Backs Coach
 T.J. Weist Assistant Special Teams Coach
 Drew Wilkins Outside Linebackers Coach

ANALYTICS DEPARTMENT

Scott Cohen Director of Football Research
 Brian Duker Coaching Analyst - Defense
 Scott Elliott Coaching Analyst - Performance
 Zach Orr Coaching Analyst - Defense
 Sam Rosengarten Coaching Analyst - Performance
 Ron Shrift Coaching Analyst - Performance
 Daniel Stern Football Analyst
 Travis Switzer Coaching Analyst - Offense

PLAYER PERSONNEL

Eric DeCosta Executive Vice President & General Manager
 Ozzie Newsome Executive Vice President
 Pat Moriarty Sr. Vice President of Football Operations
 Joe Hortiz Director of Player Personnel
 George Kokinis Director of Player Personnel
 Vincent Newsome Sr. Player Personnel Executive
 Nick Matteo Director of Football Administration
 David McDonald Director of Research & Development
 Mark Azevedo Asst. Director of College & Pro Personnel
 David Blackburn National Scout
 Brandon Berning Midwest/Southwest Area Scout
 Joey Cleary West Area Scout
 Dwaune Jones Midwest Area Scout
 Andrew Raphael Southeast Area Scout
 Bobby Vega East Area Scout
 Kevin Weidl Southeast/Southwest Area Scout
 Houegnon "Q" Attenoukon College & Pro Scout
 Maggie Domanowski Administrative Assistant to Player Personnel
 Corey Frazier Pro Scout
 Jenn Hoffman Executive Assistant to the EVP & GM
 Corey Krawiec Manager, Player Evaluation & Analytics
 Sarah Mallepalle Player Personnel Analyst
 Patrick McDonough College & Pro Scout
 Chas Stallard College & Pro Scout
 Patrick Williams College & Pro Scout
 Derrick Yam Quantitative Analyst
 Jameel McClain Director of Player Engagement
 Sarah Snyder Director of Sports Nutrition
 Johnny Shelton Team Chaplain
 O.J. Brigrance Sr. Advisor to Player Engagement

TRAINING & MEDICAL

Ron Medlin Head Certified Athletic Trainer
 Kevin Domboski Assistant Certified Athletic Trainer
 Michael Blankenship Asst. Certified Athletic Trainer/Physical Therapist
 Collin Francis Assistant Certified Athletic Trainer
 Chris Marroquin Assistant Athletic Trainer/Physical Therapist
 Mike Thomas Assistant Athletic Trainer/Physical Therapist
 Kim Niggel Medical Services Assistant

EQUIPMENT

William Sheridan Equipment Manager
 Kenico Hines Assistant Equipment Manager
 Tom Wood Assistant Equipment Manager
 Ebony Short Assistant Sewing Manager/Seamstress
 Michele Geiman Seamstress
 Kathy Resnik Seamstress
 Natalie Shaffer Seamstress
 Annette Tennant Seamstress

FOOTBALL VIDEO

Jon Dubé Vice President of Football Video Operations
 Mark Bienvenu Sr. Director of Football Video Operations
 Collin Ferguson Football Video Operations Senior Manager
 Kevin Wilkins Football Video Operations Coordinator

STADIUM OPERATIONS & GUEST EXPERIENCE

STADIUM OPERATIONS

Roy Sommerhof Sr. Vice President of Stadium Operations
 John Cline Director of Event Operations
 Jobie Waldt Director of Stadium Operations
 Evan Cohen Stadium Operations Manager

GUEST EXPERIENCE

Rich Tamayo Director of Guest Experience
 Colleen Helak Guest Experience Sr. Manager
 Moe Shoots Guest Experience Manager



STEVE BISCIOTTI

OWNER

COLLEGE: SALISBURY STATE UNIVERSITY

BORN: 4/10/60, PHILADELPHIA, PA

EXP. (NFL/RAVENS): 21/21



Steve Bisciotti wants consistency. His goal is to have the Ravens in the playoff hunt every season, avoiding dips that plague some franchises.

The Ravens are one of only four teams (New England – 11, Green Bay – 9, Baltimore – 8 and Seattle – 8) to earn at least eight postseason berths in the last 12 years (2008-19), with Baltimore winning at least one game in six of those eight playoff campaigns. Additionally, during this span, the Ravens have compiled the second-most postseason victories (10, tied with Green Bay and Seattle), trailing only New England (16).

Baltimore has also captured playoff berths in nine of the last 14 years, and during John Harbaugh's tenure, has advanced to three AFC Championship games (2012, 2011 and 2008), winning Super Bowl XLVII in 2012.

"We're proud of what we're giving to Baltimore," Bisciotti says. "You have to make the playoffs to have the opportunity to compete for championships, and championships are our goal. We want to be a consistent winner that avoids big lulls and not being in the playoffs for any length of time."

Under Bisciotti, the Ravens have joined an elite group: They are one of 13 NFL teams with multiple Super Bowl victories. Seven franchises have won one title. Eight others have earned a berth in the game and lost, while four teams have never advanced to the Super Bowl. More importantly, with the Super Bowl XLVII Championship, the Ravens (two) joined the Patriots (six) and the Giants and Steelers (two each) as the only teams that have won more than one NFL title since the turn of the century in 2000.

The passionate Bisciotti, who at 60 is the third-youngest owner in the NFL (Kansas City's Clark Hunt, 55 and Washington's

Daniel Snyder, 55), bought a minority interest in the Ravens from Art Modell in 2000, completing the purchase of the franchise on April 9, 2004. Steve's initial investment to the team provided funds to secure free agents for the 2000 Super Bowl XXXV Championship team. Today, his influence in the NFL continues to rise. He served for several years on two important ownership committees: Broadcast and Digital Media.

When Bisciotti, now in his 21st year as an owner of the Ravens, hired Harbaugh as the team's head coach in January of 2008, some eyebrows were raised. Harbaugh had never been a head coach at any level. In fact, he had not been an offensive or defensive coordinator in the NFL. It was obviously the right choice. Along with the Super Bowl XLVII victory during the 2012 season, Baltimore advanced to the playoffs in its first five years with Harbaugh, who is the only modern-day (since 1970) head coach to win a playoff game in each of his first four and five seasons. He is also the only head coach in NFL history to win a playoff game in six of the first seven seasons of a coaching career.

"We all saw something in John. And, you have to be willing to separate yourself from the masses – take some chances – to achieve great success," Bisciotti says of Harbaugh, who in 2019 was named NFL Coach of the Year after guiding Baltimore to a 14-2 record. "There's probably a little bit more perception that we took a risk with John. We don't think we did."

Since taking over as the Ravens' full owner, Bisciotti's teams have earned the playoffs a total of nine times, including the AFC's No. 1 seed in 2019 with a franchise-record 14-2 mark and second-straight AFC North title. His 2004 (9-7), 2013 (8-8) and 2017 (9-7) teams missed the playoffs by just one game.



QUOTE THE RAVEN: STEVE BISCIOTTI

"My responsibilities are not only to my family and the people who work for the Ravens. There are over a million stakeholders in the Baltimore area who we have an obligation to. They're the fans who invest more than three hours on Sunday to watch, listen to or attend our games. That's a big difference from owning a non-sports company."

– Steve Bisciotti on owning the Ravens

"What really strikes me about Steve is his loyalty to the friends he's had forever. A lot of people, when they become very successful like Steve, they move on. His friends are the same ones he grew up with. That's one of his strengths."

– Longtime Maryland basketball coach Gary Williams on Steve Bisciotti

"[Steve] is a great leader. The players love him. They love when he's around. He's an inspiration to all of our guys, to me, to this organization. He sets the tone here. It's a great organization because of his vision."

– John Harbaugh on Steve Bisciotti

STEVE BISCIOTTI

SUPER BOWL SUCCESS

MOST SUPER BOWL TITLES SINCE 2000 SEASON

Titles	Team	Seasons
6	New England Patriots	2001, '03, '04, '14, '16, '18
2	Baltimore Ravens	2000, 2012
2	New York Giants	2007, 2011
2	Pittsburgh Steelers	2005, 2008

Baltimore has also captured five division crowns under his leadership.

Born in Philadelphia on April 10, 1960, Bisciotti moved with his family to Baltimore (Severna Park) in March of 1961 when Steve, the youngest of three children, was 11 months old. His father, Bernard, took the children to Orioles and Colts games. Sadly, Bernard died of leukemia when Steve was 8. His mother, Patricia, a huge Ravens fan, then raised the children.

After graduating from Salisbury (MD) State University in 1982 with a degree in liberal arts, Bisciotti worked in the temporary help industry. In 1983 (at age 23), he started Aerotek with his cousin, Jim Davis. They offered aerospace and technology companies access to skilled temporary employees.

Aerotek grew into the Allegis Group, which currently is the largest staffing firm in the United States and the largest privately-held talent management firm in the world. The company – which is headquartered just outside Baltimore and has offices throughout North America, Europe, the Middle East, Africa and Asia Pacific – has over 15,000 internal employees and over 130,000 high-end contract workers. Allegis Group places employees in positions from engineers, to cable installers, to computer programmers, to marketing specialists.

Before purchasing the Ravens, Bisciotti's business success was not well known to the general public on a national level, or even notable in the Baltimore area, where he and his partners kept a low profile. "I'm OK if I'm one of the least known owners in pro sports," Bisciotti says.

Steve, an energetic visionary, is quietly dedicated to a number of important causes and projects, some associated with his deep Catholic faith. He is a board member for Catholic Charities and created The Stephen and Renee Bisciotti Foundation. Most of Bisciotti's extensive charity work and generous giving are done without public notice.

Bisciotti enjoys golfing and boating. He and his wife, Renee (Foote), are the parents of two sons: Jason and Jack, both of whom reside with their families in the Baltimore area.

(Bisciotti is pronounced: bih-SHAH-tee.)

PRAISE FOR BISCIOTTI

CBS Sports on Steve Bisciotti: "Steve Bisciotti doesn't make himself a huge part of the story, but the decision to hire coach John Harbaugh in 2008 has worked out pretty well. According to *Forbes*, the team has doubled in worth since Bisciotti became owner, but he also understands how to raise morale."

Sports Illustrated on Bisciotti: "Bisciotti has become beloved in Baltimore as the local kid who made good and has turned the Ravens into one of the best-managed franchises in the NFL. He has become the epitome of the young, engaged owner who goes about his business the right way and puts a perennial winner on the field."

Longtime NFL writer Rick Gosselin on Bisciotti becoming one of the most influential NFL owners: "I think the obvious guy, if he wants that platform, is Steve Bisciotti with the Ravens. That's a model franchise. They win. They have continuity. They aren't making knee-jerk reactions, firing coaches right and left. They're probably one of the three or four model franchises in the NFL today. Now, he's a quiet guy, but if he wanted to have a voice and be a player in league matters, I think he's the guy that has the greatest opportunity to do it." (via *The Athletic*, July, 2020)



QUOTE THE RAVEN: STEVE BISCIOTTI

"I remember going to a couple of Colts games every season with my dad or mom and brother (Mike) and sister (Cathy Thomas). We were on the 10-yard line, lower deck. We'd go to O's games, too. My favorite player was Paul Blair, because my brother already claimed Brooks Robinson and would not let me take the same guy. We'd also go to Westminster for Colts training camp. We have pictures with various players, and I have one with me wearing Johnny Unitas' helmet. I would always ask the Colts players if I could wear their helmets."

– Steve Bisciotti

At left: A young Steve Bisciotti with the late Johnny Unitas at Colts training camp.



DICK CASS

PRESIDENT

COLLEGE: PRINCETON / YALE LAW SCHOOL

BORN: 1/13/46, WASHINGTON, D.C.

EXP. (NFL/RAVENS): 17/17



DICK CASS is in his 17th year as president of the Ravens, overseeing every area of the organization, including player and staff personnel, the coaching team, corporate sales, communications and business ventures. In addition to his tenure with the Ravens, Cass has served as counsel to a number of NFL owners, including the Washington Redskins and the Dallas Cowboys, as well as the NFL Office.

“Dick has had involvement with every aspect of an NFL team,” Ravens owner Steve Bisciotti said. “His legal expertise, his working knowledge of the business, his relationships at the league office, and the respect he has earned around the league are significant assets for the franchise.”

2004-20: (with Baltimore) 2020: With guidance from Cass, the Ravens and The Stephen and Renee Bisciotti Foundation combined to donate \$1 million to support four non-profit organizations (\$250,000 each) in Maryland with their efforts to combat the COVID-19 public health crisis...The Ravens also made a \$100,000 donation to the Salvation Army to support its local COVID-19 relief mission. **2019:** The Ravens produced a franchise-best 14-2 record, with John Harbaugh being named NFL Coach of the Year and QB Lamar Jackson earning league MVP honors...In September, the Ravens teamed up with the United Way of Central Maryland and a variety of charitable organizations for a community-wide day of service – the NFL Huddle for 100 Caw to Action – that featured over 25,000 people who generated 3.3 million minutes of service throughout Maryland. **2018:** Spearheaded by Cass, the Ravens franchise and its players donated \$500,000 to 11 different Baltimore-area organizations through the team’s Social Justice Program...Cass, players and several Ravens executives also met with Maryland senator Ben Cardin to discuss criminal-justice reform. **2017:** Led by Cass, the Ravens announced a three-year, approximately \$120 million self-funded investment to enhance the fan experience at M&T Bank Stadium...Improvements included new 4K ultra-high definition video displays, escalators and elevators to the upper deck, a new sound system, upgraded kitchen facilities and club level enhancements...Ravens also launched a \$45 million construction project to upgrade their Owings Mills training facility (the Under Armour Performance Center). **2014:** Baltimore reached the playoffs for the sixth time in seven seasons...Ravens completed a two-year, \$35 million upgrade at M&T Bank Stadium...The team added 10 years to its stadium naming rights agreement and partnership with M&T Bank. **2013:** ESPN The Magazine’s “Ultimate Standings” ranked the Ravens as America’s 10th-best U.S. pro sports franchise (second best in the NFL). **2012:** The Ravens defeated San Francisco, 34-31, in Super Bowl XLVII, capturing the franchise’s second Lombardi Trophy. **2009:** A regional business group awarded Cass its Regional Visionary Award for setting a high standard for community

service in Baltimore. **2008:** Helped guide a committee of eight to interview and select head coach John Harbaugh. **2007:** Even though Baltimore was the country’s then-27th-largest TV market, the Ravens ranked in the NFL’s top tier in total revenue...Forbes Magazine recognized the Ravens as having the NFL’s second-fastest growing brand over the past three years...Cass keyed fundraising efforts for the \$100,000 renovation of Collington Square School’s playground. **2006:** Saluted by former NFL commissioner Paul Tagliabue for input to the revenue-sharing plan of the NFL Collective Bargaining Agreement...Initiated fundraising after Hurricane Katrina, resulting in \$1.2 million donated from the Ravens...Though dismissed by Cass, was mentioned prominently by media as a possible successor to Tagliabue...Instrumental in raising \$1.2 million to refurbish Baltimore Polytechnic Institute’s football stadium, allowing all 18 Baltimore City public high schools to play at least two games per season at the venue. **2004:** Was named team president in April, becoming Steve Bisciotti’s first hire as new owner of the Ravens...Brought a wealth of business knowledge, legal and negotiating expertise to the club...Orchestrated a midseason move to the team’s new facility in Owings Mills, coupling football operations and corporate into one complex.

1972-2003: (with Wilmer, Cutler & Pickering) Was a partner of the D.C.-based law firm of Wilmer, Cutler & Pickering for 31 years...Was chairman of the firm’s Business Transactions Section and a member of its Management Committee...Had a general corporate and securities practice, representing companies and entrepreneurs in complex corporate partnership and securities transactions. **2003:** Counsel to the Independent Commission of the US Olympics Committee. **2002:** Was counsel to the owner of the NBA’s Charlotte Hornets in the team’s relocation to New Orleans. **2000:** Represented Steve Bisciotti in the purchase of the Ravens from the Modell family. **1999:** Represented the estate of Jack Kent Cooke in the sale of the Redskins to Daniel Snyder. **1992-93:** Retained by the NFL as an advisor pursuant to the Collective Bargaining Agreement with players. **1980s:** Represented Cowboys owner Jerry Jones in the acquisition of the team and Texas Stadium, advising him on a variety of matters, including sponsorship contracts, the Collective Bargaining Agreement and salary cap, NFL broadcast arrangements, NFL Internet policies, stadium financing, estate planning, local broadcast partnerships and the NFL substance abuse programs. **1979:** Promoted to partner of Wilmer, Cutler & Pickering law firm. **1972:** Served his first year as a member of WCP.

COLLEGE: Graduated Phi Beta Kappa from Princeton in 1968...A knee injury, coupled with surgery, kept him from athletics his first two years...Played rugby as a junior and senior...Graduated from Yale Law School in 1971.

DICK CASS

PERSONAL: Clerked for a federal judge in Connecticut for a year before joining WCP, a firm with global offices...Father was an officer in the Coast Guard...As a child, Dick moved around the country with his parents, making stops in Virginia, Maryland, Michigan, California, Washington, D.C., Florida and Massachusetts...Graduated from Mercersburg (PA) Academy, where he was student body president and captain of the football, basketball and baseball teams...He serves on boards for the Greater Baltimore Committee, Kennedy Krieger Institute and Baltimore Community Foundation...He has served on the boards of trustees for both Princeton and Mercersburg Academy...In 2006, Dick donated a kidney to a close friend...Dick's wife, Heather, owns an architecture firm,

Cass and Associates...She is also a graduate of Yale (School of Architecture) and is a Fellow of the American Institute of Architects...Their daughter, Courtney, is a Columbia graduate who taught in New York City public schools for three years and has since earned a law degree from the University of Virginia...She is currently the executive director of Teach for America Baltimore and has two sons with her husband, Ryland Sumner...Dick and Heather's son, Willy, is a graduate of Yale University (biomedical engineering, 2008) and the University of Maryland Medical School (2015)...Willy lives with his wife, Madelaine, and daughter in New York City, where he is doing his residency at the Weill Cornell Medical Center (focus on general surgery).

RAVENS PRESIDENT DICK CASS



In his 17th year as president of the Ravens, Dick Cass (pictured right) has played an integral role in the organization's success. In the above photo, Cass is joined by Ravens owner Steve Bisciotti (far left) and Pro Football Hall of Famers (from left to right) Ozzie Newsome, Ray Lewis, Lenny Moore and Jonathan Ogden.



Throughout his time with the Ravens, Dick Cass has led the organization's commitment to making a positive impact on the Baltimore community. Many of the Ravens' outreach initiatives, including multiple playground builds (above) for local children, were spearheaded by Cass.



Dick Cass (far right) watches practice with owner Steve Bisciotti (left) and EVP Ozzie Newsome (middle). Cass oversees every area of the Ravens organization, including player and staff personnel, the coaching team, corporate sales, communications and business ventures.



Led by Dick Cass, the Ravens have had a longstanding commitment to social justice reform. In recent years, a large number of Ravens players, including Anthony Levine Sr., Justin Tucker and Marlon Humphrey (pictured above left to right), have joined in these efforts, with \$3.2 million being donated to local organizations.



ERIC DeCOSTA

EXECUTIVE VICE PRESIDENT & GENERAL MANAGER

COLLEGE: COLBY

BORN: 4/10/71, TAUNTON, MA

EXP. (NFL/RAVENS): 25/25



ERIC DeCOSTA's loyalty, love and pride for the Baltimore Ravens are unmatched. A pillar of the organization's well-laid foundation, DeCosta has been with the franchise since Day One, first beginning as an intern during the inaugural 1996 season and then ascending to the personnel department's chief decision-maker in 2019.

Prior to being named executive vice president and general manager – succeeding the legendary Ozzie Newsome – DeCosta, 49, received GM interview offers annually from multiple teams in recent years.

However, he never seriously considered leaving Baltimore. Simply put, Eric's respect for – and thorough understanding of – the Ravens' culture aligned perfectly with his pursuit of a dream job.

"I'm the kind of person who appreciates people who stick with things," DeCosta admits. "Even when I think about athletes I've admired, people I've admired, they've had long tenures in different places. But I love this community. My family is from this community. I love the people I work with day to day. Anyone who knows me knows that."

In 2007, Ravens owner Steve Bisciotti first approached DeCosta about becoming general manager one day. Years later, they decided Eric would continue to serve as Newsome's top lieutenant through 2018, helping groom him for the GM role and setting up a seamless transition.

"Did I have chances [to leave]? Yes," DeCosta shares. "Did I have a lot? Yes. Did I ever really consider it? Not really, because every time I'd go to bed thinking that maybe I would consider something, I'd wake up and say, 'What are you, crazy? You know you're going to have the job someday that you've dreamed about, so just wait and make it perfect.'"

From an outside perspective, the imminent ascension might have spawned challenges in DeCosta's relationship with Newsome. That was never the case, however, because the duo

"If you know the person, you know what is important to him. It's very admirable for him to stay [in Baltimore] and see it out. Here is a guy who could've left for any job over the last 10 years. To climb that ladder is very unique. It shows his character and what he's made of."

– Jaguars GM David Caldwell

has always had a remarkable connection – one that forged a rare professional partnership and an extraordinary friendship.

"Ozzie basically took a 25-year-old kid who had no experience in the NFL, who was so different from him, and gave me a chance and accepted me," DeCosta says fondly. "He and I have always been very different in a lot of ways, but so aligned. It's a special relationship in my life. I've learned a lot of football, but honestly, just a lot more about being a good person."

A graduate of the Ravens' "20/20 Club," which includes members of the personnel staff who started with the team as young assistants and grew into evaluators with more input, DeCosta quickly moved up the ranks. He was first a personnel intern (1996), then area scout (1997-2002), then director of college scouting (2003-08), then director of player personnel (2009-11) and then assistant GM (2012-18).

It became evident early in DeCosta's tenure that he was destined for NFL success. Brimming with passion, resourcefulness, a relentless attitude and an advanced aptitude, he quickly earned his co-workers' respect.

"When Ray Lewis walked into camp his first day, he never really was truly a rookie," Ravens SVP of football operations Pat Moriarty recalls. "He was Ray Lewis, our starting linebacker. [That same year of 1996], I think Eric was never 'Eric the Intern.' He was more than a scout."

Growing up in Taunton, MA, DeCosta set his sights on becoming an NFL GM from the age of 6. His interest first piqued in 1978, when, contrary to many of his friends who were Patriots and Broncos fans, he began to follow the Cowboys.

DeCOSTA'S RAVENS JOURNEY

- **2019-20:** EVP & GM, **2012-18:** Asst. GM, **2009-11:** Dir. of Player Personnel, **2003-08:** Dir. of College Scouting, **1998-2002:** Midwest Area Scout, **1997:** Area Scout, **1996:** Personnel Intern
- Assistant General Manager for Ravens' 2012 Super Bowl XLVII Title
- Midwest Area Scout for Ravens' 2000 Super Bowl XXXV Title
- Ravens drafted 12 Pro Bowlers during DeCosta's tenure of being Director of College Scouting through Assistant General Manager (2003-18): OLB Terrell Suggs, DT Haloti Ngata, P Sam Koch, G Ben Grubbs, G Marshal Yanda, FB Le'Ron McClain, RB Ray Rice, LS Morgan Cox (RFA), K Justin Tucker (RFA), DT Brandon Williams, FB Kyle Juszczyk & LB C.J. Mosley



Ravens owner Steve Bisciotti (left) named Eric DeCosta the Ravens' new EVP & GM in 2019.

ERIC DECOSTA

"I was fascinated by the Cowboys and Tom Landry, Gil Brandt, Tex Schramm – the whole notion of scouting and building a football team," DeCosta states. "Doing things differently than all the other teams did back then really appealed to me."

Throughout much of his upbringing, Eric would study the NFL – particularly the draft – in a detailed manner that continuously amazed friends and family members.

His passion for the game of football was also quite evident on the field. Though, admittedly, he was never the biggest, fastest, smartest or most talented athlete, DeCosta was undoubtedly the hardest worker – someone always seeking ways to make himself better and gain a competitive edge.

While attending Colby College in Maine, the undersized linebacker went on to become a three-year captain and starter. He knew every assignment on the gridiron, holding himself to the highest of standards, all while inspiring teammates to reach new levels.

After graduating from Colby in 1992, DeCosta took part in a graduate coaching fellowship for the football team at Trinity University, where he would also earn a master's in English. But as time passed, he became uncertain about where a coaching path would lead. Looking to maximize his options, Eric applied to law school and prepared to pursue a new career, rather than cling to his football passion.

However, a chance encounter reinvigorated DeCosta's football pursuits in 1995, when he met someone who had completed an internship with the Washington Redskins. Upon learning of such NFL opportunities, Eric immediately sent resumes and letters to all 32 clubs. In response, he received rejection notices from all but one team – the Redskins – which hired him to serve as a training camp intern.

Thanks to that experience, DeCosta had finally – and successfully – broken into the NFL. The following year (1996), he landed the Ravens' personnel internship during their first-ever season. Coincidentally, he accepted Baltimore's offer the same day he learned that he had been placed on the University of Connecticut Law School waitlist.

"I was willing to take a chance," DeCosta affirms, "because I knew that once I got to Baltimore, I'd do everything to make the most of my opportunity."

The rest, as they say, is history – something bolstered by loyalty, love and pride from a man who helped build an organization, just as much as the organization built him.

1996-2020: (with Baltimore) 2019: In his first season as EVP & GM, was named *The Sporting News* 2019 NFL Executive of the Year...The Ravens produced a franchise-best 14-2 record, earning the AFC's No. 1 playoff seed...Led by unanimous NFL MVP QB Lamar Jackson, Baltimore became the first

"He's an outside-the-box thinker, but his football beliefs are based on substance, history and collected wisdom. He can see the unintended consequences that come with certain big decisions. He'll push the envelope to make sure we're covering all possibilities."

– Ravens EVP Ozzie Newsome on Eric DeCosta

"I think the perfect word is seamless. He's had the experience of watching how Ozzie [Newsome] takes over a room – building a consensus, but [knowing] you have to make the final call. Building that strong consensus with great football minds is what has allowed Ozzie to have the success he's had, and I think Eric obviously understands that very well. The Ravens should be in great hands."

– ESPN's Mel Kiper Jr. on DeCosta's transition to GM

team ever to average 200 passing and 200 rushing yards per game in a season, also setting an NFL single-season rushing record (3,296 yards) and scoring an NFL-high 33.2 points per game...WR Marquise Brown, who DeCosta tabbed with the Ravens' first pick (25th overall), tied a franchise record for most receiving TDs (7) by a rookie...During the offseason, DeCosta signed free agent Pro Bowlers S Earl Thomas III and RB Mark Ingram II – and traded mid-season for standout CB Marcus Peters – all of whom earned All-Star honors again in 2019 as part of Baltimore's NFL-record-tying (Dallas, 2007) 13 players to be named to the Pro Bowl. **2018:** TE Hayden Hurst and QB Lamar Jackson were selected in the first round... Jackson led the Ravens to a 6-1 record and AFC North title in the season's final seven games...Six rookies, including standouts Jackson, TE Mark Andrews, T Orlando Brown Jr. and RB Gus Edwards started multiple games. **2017:** In the first round, selected Alabama CB Marlon Humphrey, who played in all 16 games (five starts) as a rookie...Ravens signed CB Brandon Carr and S Tony Jefferson to bolster the defense in free agency. **2016:** Draft picks T Ronnie Stanley (No. 6 overall), G/T Alex Lewis (fourth round), CB Tavon Young (fourth) and RB Kenneth Dixon (fourth) all earned significant playing time as rookies...Ravens also signed key free agents WR Mike Wallace and S Eric Weddle, who earned his fourth Pro Bowl in his first year as a Raven (earned his fifth and sixth in '17 & '18). **2015:** WR Breshad Perriman (first) and TE Maxx Williams (second) were tabbed early in the draft...Also drafted DT Carl Davis (third), OLB Za'Darius Smith (fourth) and TE Nick Boyle (fifth), all of whom made important contributions. **2014:** Ravens signed five-time Pro Bowl WR Steve Smith Sr. and RB Justin Forsett, who earned his first Pro Bowl, finishing fifth in the league with a career-best 1,266 rushing yards... Also drafted LB C.J. Mosley, a four-time Pro Bowler and the team's first-ever rookie Pro Bowler. **2013:** Ravens signed Pro Bowl OLB Elvis Dumervil, DE Chris Canty and LB Daryl Smith as key free agents...Smith led the Ravens in tackles (123), and Dumervil was second with 9.5 sacks. **2012:** Promoted to assistant general manager following the NFL Draft...Strong moves both in free agency and the draft helped Baltimore win Super Bowl XLVII...Free agent WR/RS Jacoby Jones, who earned his first Pro Bowl, rookie free agent K Justin Tucker, and draft picks OLB Courtney Upshaw (second round), G Kelechi Osemele (second round) and RB Bernard Pierce (third round) each made significant contributions en route to the title...Tucker, a three-time Pro Bowler, is the NFL's most accurate kicker (90.8%) historically, entering 2020. **2011:** Baltimore signed key free agents FB Vonta Leach, who earned two Pro Bowls with the Ravens (2011-12), and S Bernard Pollard, who started 26 games in two seasons

ERIC DECOSTA

(2011-12)...Team selected CB Jimmy Smith (Colorado) in the first round and standout WR Torrey Smith (Maryland) in the second round. **2010:** Ravens traded for Pro Bowl WR Anquan Boldin, added quality veteran free agent DE Cory Redding and strengthened team depth, including TEs Ed Dickson (third round) and Dennis Pitta (fourth round) through the draft. **2009:** Promoted to director of player personnel, following six successful seasons as scouting director...Ravens drafted All-Rookie team honoree T Michael Oher (first round, Ole Miss) and picked up CB Lardarius Webb (Nicholls State) in the third round...Also signed free agent K Billy Cundiff, who earned his first Pro Bowl in 2010. **2008:** Instrumental in selecting Delaware QB Joe Flacco (18th overall), the Super Bowl XLVII MVP, and Rutgers RB Ray Rice, a three-time Pro Bowler... Also served on the eight-member committee to interview head coach John Harbaugh. **2007:** Ravens drafted 2011 Pro Bowl G Ben Grubbs, the team's first-round pick (29th overall), and eight-time Pro Bowl G Marshal Yanda (Iowa) in the third round. **2006:** Drafted All-Rookie Team standouts DT Haloti Ngata (12th overall), a five-time Pro Bowler, and S Dawan Landry (fifth round)...Baltimore also selected Pro Bowl P Sam Koch (sixth round) out of Nebraska. **2005:** Selected All-Rookie Team honoree WR Mark Clayton (22nd overall) from Oklahoma, who had a record-breaking first year in Baltimore, and UNC C/G Jason Brown (fourth round). **2003:** Was named director of college scouting...Drafted 2011 NFL Defensive Player of the Year and 2003 Defensive Rookie of the Year OLB Terrell Suggs, a seven-time Pro Bowler. **1998-2002:** Was the Ravens' Midwest area scout...Researched and analyzed draft-day trades and evaluated free agent prospects for the pro personnel department...Worked with both college and pro scouting staffs on the draft and free agency. **1998:** Was promoted to area scout after spending time in the fall of 1997 scouting the Midwest. **1996:** Hired as a personnel intern.

1995: (with Washington) First NFL experience was a training camp internship in the Washington Redskins' player personnel department.

1993-95: (with Trinity College) In a graduate fellowship, DeCosta coached the defensive line and linebackers while

earning his master's degree in English. 1993: Was an intern coach for Trinity's wide receivers.

COLLEGE: Earned degrees in English and the classics from Colby, receiving dean's list honors (1990-92)...Was a three-year football letterman and captain at LB...As a senior, was selected as the Millett Award recipient for outstanding athletic contributions over his four years...In 2017, received the Carl Nelson Sports Achievement award, an alumni honor recognizing significant achievement in the athletic world... Was asked by Colby to be one of the school's Overseers and regularly returns to teach various classes about sports... He also sits on the Board of Visitors at Colby.

PERSONAL: Attended Taunton (MA) HS, where he played FB and LB, earned three varsity letters, and as a senior, was voted team captain...Is active with a number of charities, including the Sports Boosters of Maryland and the Boys & Girls Club...Has assisted with countless fundraisers and charitable events for those organizations...DeCosta spent six years serving as a board member for the Maryland SPCA and is currently an ambassador for the organization...In addition to other board responsibilities, Eric was a celebrity judge at the charity's largest annual fundraiser, the March for the Animals, which raises over \$350,000 each year to help support the SPCA's mission to improve the lives of pets and people...Also serves on the Board of Trustees for the Irvine Nature Center, a nonprofit environmental educational center in Owings Mills, MD...From 2010-13, Eric interviewed high school candidates for the Ravens Scholars program... The initiative, which was created in 2010, awards a \$5,000 renewable scholarship (up to \$20,000 per scholar) to five local high school students each year...Eric and his wife, Lacie, are actively involved with The Family Tree, a nonprofit organization dedicated to preventing child abuse and providing families with solutions...In 2005, The Sporting News named DeCosta one of the top young stars in sports, while in 2008, he was selected to both the Baltimore Business Journal and Baltimore Magazine "40 Under 40" group...Eric, Lacie, their daughter, Jane Elizabeth (17), and two sons, Michael Litz (13) and Jackson James (9), reside in Owings Mills.

SUCCESS ACROSS THE BOARD

Since the team's first year (1996) in Baltimore, when Eric DeCosta started working for the organization, the Ravens have been praised for their success selecting players throughout the draft. Below are the standouts from each round.

- 1st** — Jonathan Ogden ('96), Ray Lewis ('96), Peter Boulware ('97), Chris McAlister ('99), Jamal Lewis ('00), Todd Heap ('01), Ed Reed ('02), Terrell Suggs ('03), Haloti Ngata ('06), Joe Flacco ('08), Jimmy Smith ('11), C.J. Mosley ('14), Ronnie Stanley ('16), Marlon Humphrey ('17), Lamar Jackson ('18), Marquise Brown ('19)
- 2nd** — Jamie Sharper ('97), Ray Rice ('08), Torrey Smith ('11), Courtney Upshaw ('12), Kelechi Osemele ('12), Timmy Jernigan ('14)
- 3rd** — Casey Rabach ('01), Marshal Yanda ('07), Lardarius Webb ('09), Brandon Williams ('13), Orlando Brown Jr. ('18), Mark Andrews ('18)
- 4th** — Edwin Mulitalo ('99), Jarret Johnson ('03), Le'Ron McClain ('07), Dennis Pitta ('10), Kyle Juszczyk ('13), Za'Darius Smith ('15), Tavon Young ('16)
- 5th** — Jermaine Lewis ('96), Dawan Landry ('06), Arthur Jones ('10), Pernell McPhee ('11), Rick Wagner ('13), Nick Boyle ('15), Matthew Judon ('16)
- 6th** — Adalius Thomas ('00), Chester Taylor ('02), Sam Koch ('06), Haruki Nakamura ('08), Tyrod Taylor ('11), Chuck Clark ('17), Bradley Bozeman ('18)
- 7th** — DeAngelo Tyson ('12), Michael Campanaro ('14), Zach Sieler ('18)
- RFA** — Mike Flynn ('97), Priest Holmes ('97), Will Demps ('02), Bart Scott ('02), Ma'ake Kemoeatu ('02), Jameel McClain ('08), Dannell Ellerbe ('09), Morgan Cox ('10), Justin Tucker ('12), James Hurst ('14), Zach Orr ('14), Patrick Onwuasor ('16), Michael Pierce ('16), Matt Skura ('16), Patrick Ricard ('17), Gus Edwards ('18)



JOHN HARBAUGH

HEAD COACH

COLLEGE: MIAMI (OH)

BORN: 9/23/62, PERRYSBURG, OH

EXP. (NFL/RAVENS): 23/13



Super Bowl-winning head coach John Harbaugh, the 2019 NFL Coach of the Year, has led the Ravens to a playoff berth in eight (2008-12, 2014 & 2018-19) of his 12 seasons in Baltimore, and in 2012, captured the franchise's second World Championship.

Though he never wants it to be about him, it's impossible to ignore Harbaugh's measurable success.

Here's a look, entering the 2020 campaign:

- Since his 2008 Baltimore arrival, the Ravens have posted the NFL's fourth-most total victories (128, tied with NO).
- The Ravens are one of only four teams (NE – 11; GB – 9; Bal. – 8 & Sea. – 8) to earn at least eight postseason berths in the last 12 years. (Baltimore won at least one game in six of those eight playoff campaigns.)
- The Ravens' 10 playoff wins since 2008 tie (GB & Sea.) as the NFL's second most (New England, 16). Of those Ravens' victories, an NFL-best seven have come on the road.
- Harbaugh ties (Pete Carroll, Mike McCarthy, Bill Parcells, Andy Reid, George Seifert, Don Shula & Bill Walsh) for the fourth-most playoff victories (10) in a coach's first 12 seasons. (Joe Gibbs is first with 16, followed by Chuck Noll, 14, and Bill Belichick, 13.)
- The 2012 Ravens won Super Bowl XLVII, 34-31, over the San Francisco 49ers in one of the most dramatic games in NFL history. Baltimore jumped to a 28-6 lead, but needed a critical goal-line stand late in the fourth quarter to help seal the victory. The Ravens overcame a furious second-half comeback and a 34-minute power outage at the Mercedes-Benz Superdome in New Orleans to clinch the franchise's second World Championship.
- Under Harbaugh's guidance, the Ravens have appeared in three AFC Championship games (2008, 2011, 2012) and have won at least one playoff game in six of their eight postseasons with him as head coach.
- Harbaugh has led the Ravens to 118 regular season wins since 2008, ranking as the NFL's fifth most.
- Harbaugh, Tom Landry (Dallas) and Tom Coughlin (Jaguars/Giants) own the most road playoff wins (7) by a head coach in NFL history.
- Harbaugh is the only head coach in NFL history (since 1970 merger) to win a playoff game in each of his first four and five seasons. He is also the only head coach in NFL history to win a playoff game six of the first seven seasons of a coaching career.
- John and his younger brother, Jim (2011, 2012 and 2013), the former 49ers' head coach, are the only NFL head coaches to reach three conference championships in the first five seasons of a coaching career.
- With Harbaugh, the Ravens have a 72-24 mark at M&T Bank Stadium over the past 12 seasons, tying (GB) as the NFL's second-best home record during that span (2008-19).
- In 2019, the Ravens posted a franchise-best 14-2 record. Baltimore won a team-record 12-straight games to close out the regular season, also earning the franchise's first-ever No. 1 playoff seed.
- Coach Harbaugh has led the Ravens to four AFC North Division titles (2011-12, 2018-19).

From his job interview with the Ravens, to his first press conference, to his consistent action and talk about Baltimore, it is all about "the team" for Harbaugh. Signs can be seen around the Ravens' complex:

"The Team, The Team, The Team."

Despite his early success, "Harbs" diffuses accolades: "It's about us. It's about the team. It's about the players, the coaches, Steve [Bisciotti], Ozzie [Newsome], Eric [DeCosta] and the scouts. It's about Dick [Cass] and the support staff. It's about all of us pulling together to win – to be the best."

Unlike other NFL head coaches, "Harbs" took the road less traveled. Most NFL field bosses graduate from pro jobs that include the word "coordinator" after "offensive" or "defensive," or they emerge from heading big-time college

COACHING BACKGROUND

YEARS	COLLEGE/PRO TEAM	POSITION
1984-86	Western Michigan	Graduate Assistant
1987	Pittsburgh	Tight Ends
1988	Morehead State	DBs/Special Teams/ Strength & Conditioning
1989-94	University of Cincinnati	Special Teams, TEs, OLBs, RBs
1995-96	University of Cincinnati	Assistant Head Coach
1997	Indiana University	DBs/Special Teams Coordinator
1998-2006	Philadelphia Eagles	Special Teams Coordinator
2007	Philadelphia Eagles	Secondary
2008-20	Baltimore Ravens	Head Coach



JOHN HARBAUGH



RAVENS UNDER HARBAUGH

NFL WINS / INCLUDING PLAYOFFS

(2008-19)

Rk.	Team	Total Wins
1.	New England Patriots	162
2.	Pittsburgh Steelers	131
3.	Green Bay Packers	129
4.	Baltimore Ravens	128
	New Orleans Saints	128

programs. Before becoming the Ravens' head coach in 2008, John was the Eagles' secondary coach (2007), and prior to that, Philadelphia's special teams coordinator (1998-2006) and a 14-year collegiate coach. (Harbaugh grew up learning about the game from his father, Jack, a longtime college coach.)

In 1998, then-Eagles head coach Ray Rhodes hired Harbaugh, who quickly established a reputation as one of the NFL's top special teams coaches. Subsequently, he was one of four assistants retained by Andy Reid in 1999.

Prior to hiring Harbaugh, the Ravens talked with over 40 people about the energetic coach. "Did we take a chance by hiring John? My belief is that you have to be willing to do things the masses don't, or you'll never separate yourself from the masses," stated team owner Steve Bisciotti. "We obviously picked the right person."

Simply put, Harbaugh strives to be the best. "We don't want to just win a championship. We want to be a championship team," he stated. "We want to become something. We seek the highest levels."

His teams are balanced, disciplined and hard-nosed. "We want to be the most physical team, but we also want to be the cleanest. Hard-hitting and playing with physicality does not mean dirty," he added.

ADDITIONAL RAVENS NOTES DURING HARBAUGH ERA:

Maintaining a strong defensive tradition during his time in Baltimore (2008-19), Harbaugh's defense has allowed the NFL's fewest touchdowns (384), fewest points per game (18.9) and the second-fewest net yards per game (314.2). In 2018, Baltimore was the No. 1 defense (292.9 ypg) and the No. 2 scoring defense (17.9 ppg). The Ravens finished four-straight seasons (2008-11) as the NFL's No. 3 scoring defense (fewest points allowed) – tying an NFL record for consecutive seasons ranking in the Top 3. Additionally, from 2014-16, Baltimore's defense was one of three teams (Den. & Sea.) to rank in the NFL's Top 10 in yards allowed each season. Harbaugh's red zone defense has also finished in the Top 5 in seven of his 12 seasons, including first overall in 2011 and second in 2014, 2012 and 2008.

The Ravens' offense has experienced record-setting success during the Harbaugh Era. Most recently, in 2019, Baltimore finished No. 1 in the NFL in points (33.2) and rushing yards (206.0) per game, while they were No. 2 in total yards (407.6).

In 2019, the Ravens became the first team ever to average 200 passing and 200 rushing yards per game in a season. Baltimore set a new NFL single-season rushing record (3,296 yards), besting the 1978 Patriots' 3,165. Additionally, in 2019, the Ravens set season team records for touchdowns (64), points (531), net yards (6,521), rushing yards (3,296) and first downs (386). This attack was led by unanimous NFL MVP QB Lamar Jackson, who accounted for a league-high 43 total TDs, including a league-best (and franchise-record) 36 passing scores. Jackson also rushed for 1,206 yards (sixth most in the league), setting a new NFL single-season record by a QB.

Veteran receivers have also shined during the Harbaugh Era, with Baltimore witnessing five 1,000-yard receiving seasons – two by WR Derrick Mason (2008-09) and one each by WR Torrey Smith (2013), WR Steve Smith Sr. (2014) and WR Mike Wallace (2016). On the ground, the Ravens have had running backs eclipse the 1,000-yard rushing mark six times under Harbaugh's watch – four by RB Ray Rice (2009-12) and once by each RB Justin Forsett (2014) and RB Mark Ingram (2019). The Ravens have averaged 126.0 rushing yards per game under Harbaugh, ranking as the NFL's fourth-best figure during that span (2008-19). "Running the football is part of our DNA in Baltimore," the coach often states.

On special teams, an impressive six Ravens have earned Pro Bowl honors while playing for Harbaugh: ST Brendon Ayanbadejo (2008), K Billy Cundiff (2010), RS Jacoby Jones (2012), K Justin Tucker (2013, 2016 & 2019), LS Morgan Cox (2015-16 & 2019) and P Sam Koch (2015). A byproduct of the Ravens consistently producing one of the NFL's top special teams units during Harbaugh's tenure, senior NFL writer Rick Gosselin ranked the Ravens in the Top 6 of his annual comprehensive ratings system in seven-consecutive seasons (2012-18). (This includes a No. 1 ranking in 2015.)

Impressively, the Ravens' Top 8 seasons for fewest turnovers have all occurred during Harbaugh's tenure. In 2019, Baltimore set a franchise record for fewest turnovers (15), breaking the previous mark of 16 from 2012.

NFL ASSISTANT COACH: 1998-2007 (with Philadelphia)

Harbaugh's special teams in Philadelphia were consistently ranked among the NFL's best. From 2000-05, the Eagles' units finished in the Top 10 in five of those seasons in *The Dallas Morning News'* special teams rankings. In 2001 and 2003, Philly ranked No. 1, according to senior NFL writer Rick Gosselin's composite (includes 22 kicking-game categories).

Following the 2001 season, Harbaugh was voted the NFL's Special Teams Coach of the Year by his peers. He was also named *The Dallas Morning News* Special Teams Coach of the Year that season. In just four seasons (1998-2001), Harbaugh elevated the Eagles' special teams from 29th to first in the NFL.

In 1999, the Eagles signed K David Akers, who had been working as a part-time waiter after brief kicking stints with Carolina, Atlanta and Washington. With Harbaugh's help,

JOHN HARBAUGH

"I like the message that John brings. He doesn't talk like a guy who has been here for over 10 years. It's amazing how he tends to rejuvenate himself and his message, and we're lucky to have a leader like him."

– Ravens Owner Steve Bisciotti

Akers became a three-time Pro Bowler. Harbaugh also worked with P Dirk Johnson, another "street" free agent, helping him record the then-Top 2 punting averages (38.4 in 2005 and 37.4 in 2004) in Eagles history. Under "Harbs," 15 Eagles earned Special Teams Player of the Week awards, while snapper Mike Bartrum was named to the Pro Bowl, and RS Reno Mahe led the NFL with a 12.8-yard punt return average in 2005.

COLLEGE COACHING CAREER: Among John's 36 years of coaching is a two-year stint (1995-96) as the assistant head coach at the University of Cincinnati, finishing 6-5 both seasons with the Bearcats. He coached 10 years on offense and four on defense at the collegiate level, launching his coaching career in 1984 at the age of 21 as a graduate assistant for his father at Western Michigan. In his second position at the University of Pittsburgh (1987), he was mentored by the legendary Sid Gillman, a Pro Football Hall of Famer. John also coached the tight ends at Pitt under head coach Mike Gottfried. While at Cincinnati (1989-96), Harbaugh coached special teams, tight ends, outside linebackers, running backs and was the recruiting coordinator.

Over eight years, Harbaugh recruited 27 starters for the Bearcats and tutored both the NCAA's top return man (former Raven Robert Tate, 34.3 KOR average in 1995) and the second-ranked returner (current Ravens pass defense coordinator Chris Hewitt, 31.5 KOR average in 1993). John was part of a staff that helped Cincinnati produce three out of four winning seasons (1993, 1995-96) for the first time in 20 years.

"Harbs" also coached one season at Indiana in 1997 as the defensive backs coach/special teams coordinator, under former Ravens offensive coordinator Cam Cameron, and one year at Morehead State in 1988 as the defensive backs coach/special teams and strength and conditioning coordinator.

COACHING HONORS: Leading the 2019 Ravens to a franchise-record 14-2 season and No. 1 seed in the playoffs, Harbaugh was named *The Associated Press* and PFWA NFL Coach of the Year. He was also named AFC Coach of the Year by the NFL 101 Awards and "Greasy" Neale Pro Coach of the Year (Maxwell Football Club) in 2019. In April 2014, Harbaugh was inducted into Miami (OH) University's "Cradle of Coaches Association" and was immortalized with an on-campus statue (see below). Harbaugh's statue joins existing Cradle of Coaches statues for Earl "Red" Blaik, Paul Brown, Carm Cozza, Paul Dietzel, Weeb Ewbank, Ara Parseghian, John Pont and Bo Schembechler. The Cradle of Coaches honors Miami graduates who have earned recognition as national collegiate or professional Coaches of the Year, who have been inducted into the College Football Hall of Fame or the Pro Football Hall of Fame, or whose teams won national collegiate or professional/Super Bowl championships.

HARBAUGH COACHING FAMILY: Harbaugh is from a football family. His father, Jack, is a 41-year coaching veteran who won the 2002 NCAA Division I-AA football championship as the head coach at Western Kentucky. His younger brother, Jim, who was the Ravens' starting QB in 1998, played 14 seasons in the NFL and was the San Francisco 49ers' head coach from 2011-14. (The University of Michigan hired Jim as its head football coach following the 2014 NFL campaign.) In a showdown that featured the first-ever NFL game between head coaches who are brothers, John's Ravens bested Jim's 49ers, 16-6, in a 2011 Thanksgiving Night primetime special. The Ravens, of course, then topped the 49ers, 34-31, in Super Bowl XLVII. The brothers' sister, Joani, is married to University of Georgia basketball coach Tom Crean.

COLLEGE: Harbaugh earned a degree in political science at Miami (OH), where he won the Football Scholar Athlete Award as a defensive back for the Redhawks. He earned his master's in physical education at Western Michigan.

HARBAUGH IMMORTALIZED WITH STATUE AT ALMA MATER

In April 2014, Harbaugh was inducted into Miami (OH) University's "Cradle of Coaches Association" and was immortalized with an on-campus statue.

"I don't think you can even express what something like this means. I've been trying to figure it out," Harbaugh said. "There's nothing like Miami. There's nothing like being back here. Words can't describe my gratitude for being part of this."

Both of John's parents, Jack and Jackie (pictured at right), his brother, University of Michigan head coach Jim Harbaugh, sister, Joani, wife, Ingrid (at right), and daughter, Alison (at right), all made the trip to Oxford, Ohio.

The cross-country visit from Jim (then head coach of the 49ers) was a surprise: "There have been a lot of proud moments, but I've never been more proud of [John] than I am today," Jim said. "I always prided myself on being the tallest Harbaugh, but that all changed today when they unveiled that statue."



JOHN HARBAUGH

MAKING HIS MARK

Entering 2020, John Harbaugh owns the fifth-best winning percentage (.612) among active NFL head coaches (minimum 75 games), compiling a strong 128-81 record (including playoffs).



ACTIVE HEAD COACHES / CAREER WINNING PERCENTAGE (Totals Include Regular Season and Playoff Games / Min. 75 Games)

Rk.	Coach	Team	Seasons	Record	Pct.
1.	Bill Belichick	Cleveland/New England	1991-95, 2000-19	304-139	.686
2.	Mike Tomlin	Pittsburgh Steelers	2007-19	141-81-1	.635
3.	Sean Payton	New Orleans Saints	2006-19	139-84	.623
4.	Mike McCarthy*	Green Bay/Dallas	2006-18	135-85-2	.613
5.	John Harbaugh	Baltimore Ravens	2008-19	128-81	.612
6.	Andy Reid	Philadelphia/Kansas City	1999-2019	222-142-1	.610

* McCarthy was hired by Dallas following the 2019 season.

PERSONAL: Devoted to his family and his Christian faith, John is most active in helping the Baltimore area be better for families. He earned the 2011 “Power of Excellence Award” from the (Ben) Carson Scholars for “demonstrating excellence in life and being a role model.” He served on the board of the Port Discovery Children’s Museum and is a contributor to many Baltimore-area events and charities. Also a willing volunteer, his wife, Ingrid, contributes to both the Helping Up Mission and Sarah’s House. In April 2020, the couple made a significant donation to help fund the distribution of meals to healthcare workers serving on the frontlines of the COVID-19 pandemic.

Harbaugh is an advocate of the U.S. Military. The NFL awarded him its 2013 Salute to Service Award, acknowledging exceptional efforts by those in the league who honor and support military members. (Harbaugh was also a finalist for the award in 2011.) In 2012, Army Chief of Staff General Raymond Odierno presented him with the Outstanding Civilian Service Award. Harbaugh has also visited numerous military installations, including bases in the Persian Gulf as part of the inaugural NFL USO Coaches Tour (2009), the Naval Special Warfare Center in Coronado, Calif., (2011), Andrews Air Force Base – just two days after the capture of Osama Bin Laden (2011) – and undisclosed locations in Turkey and Afghanistan.

In 2008, Harbaugh also helped institute Military Appreciation Day, an annual event that takes place during Ravens training camp. Since its establishment, over 10,000 service members have enjoyed preferred seating and opportunities to meet Ravens players and coaches. Once the season begins, Harbaugh then invites wounded warriors to be his guests at every Ravens home game. In 2017, he donated New Era hats to soldiers in Afghanistan. The hats represented all four of the major professional sports leagues and several from the NCAA as well. Additionally, he has purchased school supplies for children whose parents are serving in the military and has sent care packages to troops overseas.

A history buff, Harbaugh has taken the Ravens to Gettysburg, Pa., during offseason team activities to learn about the Civil War. Near the end of the 2017 training camp, he surprised

the entire team by cancelling practice on two occasions, loading everyone on buses to visit The Pentagon and Arlington National Cemetery and another day visit to the National Museum of African American History and Culture

QUOTABLE: JOHN HARBAUGH

“John is the best coach I know, the best I’ve ever come across or competed against. I’m envious of the grasp he has of the entire game. I think offensively and with quarterback play, I’m right there with him, but I’ve got a ways to go in terms of special teams and understanding defense the way he does. I’m half as good as John is, but I’m trying.”

– Jim Harbaugh on his brother, John

“What separates John from a lot of different coaches is that he watches every player. He has a tremendous work ethic, he has a passion for it, and he works well [with the scouts]. He has tremendous credibility with the scouts because they know he’s done the work. That’s what I love; that’s a joy. He has a strong opinion, but it’s always backed up by the tape and by what he wants on this team, and the scouts and coaches always respect that.”

– EVP & GM Eric DeCosta on John’s involvement with the draft process



General Raymond Odierno, then-Chief of Staff of the Army, presented John Harbaugh with an Outstanding Civilian Service Award at Joint Base Myer-Henderson Hall, VA, on May 23, 2012.

JOHN HARBAUGH

in Washington, D.C. The trips were opportunities for players, coaches and staff to receive behind-the-scenes tours of the historic locations and show appreciation for what each represents.

John attended Pioneer (Ann Arbor, MI) HS, where he and brother, Jim, were inducted into the school's Hall of Fame in 2016. John and Ingrid have a daughter, Alison, who is a freshman lacrosse player at the University of Notre Dame.



With his daughter, Alison, by his side, John celebrated the Ravens' 34-31 Super Bowl XLVII victory over the San Francisco 49ers at the Superdome in New Orleans (2/3/13). CBS Sports' Jim Nantz interviewed Harbaugh on the victory stage.



HEAD COACH JOHN HARBAUGH 12 Ravens Seasons (2008-19)

Regular Season Record	118-74
at Home	72-24
on Road	46-50
vs. AFC	89-55
vs. AFC North	45-27
vs. NFC	29-19
Playoffs Record	10-7
Playoffs Home Record	2-2
Playoffs Road Record	7-5
Super Bowl Record	1-0
Overall Career Record	128-81

SEASON-BY-SEASON

Year	Record	Playoffs
2019	14-2	0-1 (No. 1 Seed/Advanced to Div. Round)
2018	10-6	0-1 (Advanced to Wild Card Round)
2017	9-7	No playoff berth
2016	8-8	No playoff berth
2015	5-11	No playoff berth
2014	10-6	1-1 (Advanced to Divisional Round)
2013	8-8	No playoff berth
2012	10-6	4-0 (Won Super Bowl XLVII)
2011	12-4	1-1 (Advanced to AFC Championship)
2010	12-4	1-1 (Advanced to Divisional)
2009	9-7	1-1 (Advanced to Divisional)
2008	11-5	2-1 (Advanced to AFC Championship)

HARBS IN THE PLAYOFFS

The Ravens own a 10-7 playoff record under head coach John Harbaugh, a mark that includes a 34-31 victory in Super Bowl XLVII vs. the San Francisco 49ers.

CAREER PLAYOFF WINNING PERCENTAGE (Active Head Coaches / Min. 6 Games)

Rk.	Coach	Record	Pct.
1.	Bill Belichick	31-12	.738
2.	Doug Pederson	4-2	.667
3.	John Harbaugh	10-7	.588
4.	Jon Gruden	5-4	.556
	Mike McCarthy	10-8	.556
6.	Pete Carroll	11-9	.550



John Harbaugh owns the fourth-most playoff victories (10, tied) by a head coach in his first 12 seasons (since the 1970 merger).

MOST PLAYOFF WINS BY A HEAD COACH FIRST 12 SEASONS (Since 1970 Merger)

Coach (Team)	Playoff Wins	Seasons
Joe Gibbs (Was.)	16	1981-92
Chuck Noll (Pit.)	14	1969-80
Bill Belichick (Cle. & NE)	13	1991-95, 2000-06
John Harbaugh (Bal.)	10	2008-19
Pete Carroll (NE & Sea.)	10	1994, '97-98, 2010-17
Mike McCarthy (GB)	10	2006-16
Bill Parcells (NYG)	10	1983-90, 1993-96
Andy Reid (Phi.)	10	1999-2010
George Seifert (SF & Car.)	10	1989-96, 1999-2001
Don Shula (Bal. & Mia.)	10	1963-74
Bill Walsh (SF)	10	1979-88

JOHN HARBAUGH

HARBAUGH QUICK HITS

In 2019, John Harbaugh became the first Ravens coach ever to win *The Associated Press* NFL Coach of the Year Award. Harbaugh has led the Ravens to a playoff berth in eight (2008-12, 2014 & 2018-19) of his 12 seasons, and in 2012, captured the franchise's second Super Bowl title.

Here are several more Harbaugh quick hits:

- In 2019, the Ravens posted a franchise-best 14-2 record. Baltimore won a team-record 12-straight games to close out the regular season, also earning the franchise's first-ever No. 1 playoff seed.
- Coach Harbaugh has led the Ravens to four AFC North Division titles (2011-12, 2018-19).
- Under Harbaugh, Baltimore is one of four NFL teams (NE, GB & Sea.) to earn a playoff berth in eight of the past 12 seasons.
- The Ravens' 10 playoff wins since 2008 tie (GB & Sea.) for second most in the NFL (New England - 16).
- Under "Harbs," the Ravens have secured an appearance in three AFC Championship games (2008, 2011 & 2012).
- "Harbs" is the only head coach in NFL history to win a playoff game in each of his first four and five seasons.
- John and his brother, Jim (formerly of the 49ers), are the only head coaches to advance to three conference title games in the first five years as NFL bosses.
- Harbaugh is the only coach in NFL history to win a playoff game in six of the first seven seasons of a coaching career.
- In 2012, Harbaugh became the third coach (with Bill Cowher & Chuck Knox) since the 1970 merger to guide his team to the playoffs in each of his first five seasons.
- With the Ravens' 2014 playoff berth, Harbaugh became one of eight coaches in NFL history to make the postseason in six of their first seven seasons coaching.
- Harbaugh, Tom Landry (Dal.) and Tom Coughlin (Jax./NYG) own the most road playoff wins (7) by a head coach in NFL history.

HEAD COACH JOHN HARBAUGH: YEAR-BY-YEAR

2019

- The No. 1 AFC playoff seed Ravens (14-2) won a franchise-record 12-straight games to close out the regular season, before falling at home in the Divisional round, 28-12, to the Tennessee Titans...Baltimore's league-best 14-2 record set a franchise mark, topping the 13-3 campaign from 2006... The Ravens secured a playoff berth for the eighth time in Harbaugh's 12 seasons and won the AFC North for the fourth time (2011-12, 2018-19).
- The Ravens ranked No. 1 in points (33.2) and rushing yards (206.0) per game, while they were No. 2 in total yards (407.6)... Baltimore became the first team ever to average 200 passing and 200 rushing yards per game in a season...The Ravens set a new NFL single-season rushing record (3,296 yards), besting the 1978 Patriots' 3,165...Baltimore also set season team records for TDs (64), points (531), net yards (6,521), rushing yards (3,296), first downs (386) and fewest turnovers (15).
- Unanimous NFL MVP QB Lamar Jackson accounted for a league-high 43 total TDs, including a league-best (and franchise-record) 36 passing scores...Jackson also rushed for 1,206 yards (sixth most in the league), setting a new NFL single-season record by a QB...RB Mark Ingram II posted 15 total TDs, tying a single-season team record and ranking fourth overall in the NFL. He also rushed for 1,018 yards.
- Baltimore allowed the NFL's third-fewest points (17.6) and fourth-fewest net yards (300.6) per game...The Ravens boasted the league's No. 5 run defense (93.4 ypg) and were No. 6 vs. the pass (207.2 ypg)...During their 12-game winning streak (starting in Week 5), the Ravens allowed the NFL's fewest yards (268.9) and points (15.2) per game...Baltimore allowed just 18 TDs (a league low) in its final 12 games, also scoring six TDs of its own during this span...OLB Matthew Judon led the team with a career-high 9.5 sacks and four forced fumbles... CB Marlon Humphrey tallied 14 passes defended and tied (CB Marcus Peters) for the team lead with three INTs.
- Thirteen Ravens were named to the Pro Bowl (below), tying the 2007 Cowboys for the most-ever selections on a Pro Bowl roster: TE Mark Andrews (first), T Orlando Brown Jr. (first), LS Morgan Cox (third), CB Marlon Humphrey (first), RB Mark Ingram II (third), QB Lamar Jackson (first), OLB Matthew Judon (first), CB Marcus Peters (third), FB Patrick Ricard (first), T Ronnie Stanley (first), S Earl Thomas III (seventh), K Justin Tucker (third) and G Marshal Yanda (eighth).



HEAD COACH JOHN HARBAUGH: YEAR-BY-YEAR

2018

- Winning six of its last seven games – all with QB Lamar Jackson as the starter – Baltimore (10-6) captured its first AFC North Division title since 2012 (and fifth ever), earning a playoff berth for the seventh time during Harbaugh’s 11-year tenure... The Ravens returned to the postseason for the first time since 2014, but fell at home in the Wild Card round, 23-17, to the Los Angeles Chargers.
- The Ravens produced the NFL’s No. 1 defense, allowing 292.9 yards per game... Baltimore also permitted the league’s second-fewest points per game (17.9), just behind Chicago’s 17.7... With 2018 Pro Bowlers LB C.J. Mosley (fourth), S Eric Weddle (sixth) and DT Brandon Williams (first), Baltimore ranked No. 1 in total defense for the second time (2006) in team history... The Ravens have produced a Top 10 defense in eight of Harbaugh’s 11 seasons at the Ravens’ helm.
- Boasting the NFL’s No. 2 rushing attack (152.6 ypg), the Ravens racked up the second-most rushing yards (2,441) in franchise history... Baltimore also produced a franchise-record 5,999 total yards... Over the team’s final seven games (with Jackson as starter), Baltimore piled up an NFL-high 1,607 rushing yards (229.6 ypg)... RG Marshal Yanda earned his seventh Pro Bowl nod, helping Jackson finish with the NFL’s most rushing yards (695) by a QB.
- K Justin Tucker (a Pro Bowl first alternate) made 35-of-39 FGAs and scored a franchise-record 141 points for the third-straight season, becoming the NFL’s only kicker to surpass the 140 mark in each of the past three years (2016-18)... Baltimore ranked fifth in the NFL in punt return average (11.5), with RS Cyrus Jones posting the league’s fourth-best mark (13.2).

2017

- Winning six of its last nine games, Baltimore finished second in the AFC North with a 9-7 record, falling one game short of earning a playoff berth (lost on tiebreaker with Buffalo) for the seventh time in Harbaugh’s 10-year tenure... The Ravens needed a home win over Cincinnati in Week 17 to make the 2017 playoffs... However, Baltimore’s hopes were dashed when the Bengals produced a 49-yard touchdown pass on fourth-and-12 with just 44 seconds remaining to earn a hard-fought, 31-27 victory that closed out the season in heartbreaking fashion.
- The Ravens produced NFL bests in interceptions (22), takeaways (34) and shutouts (3 – the most in a season since the 2003 Patriots)... Baltimore’s +17 turnover differential ranked No. 1 in the NFL, while its defensive passer rating (72.4) and 5 defensive touchdowns (tied with Det. & Phi.) were each second best... Baltimore allowed just 18.9 points per game, which ranked sixth best in the league... It marked the seventh time during the John Harbaugh Era (since 2008) that the Ravens produced a Top 10 scoring “D.”... Behind Pro Bowlers LB C.J. Mosley, OLB Terrell Suggs and S Eric Weddle, Baltimore’s defense ranked 12th overall (325.1 ypg).
- Over the season’s last nine games, Baltimore scored the NFL’s second-most points per contest (29.4)... During this span, the Ravens also ranked No. 1 in fewest giveaways (5) and No. 2 in sacks allowed (10)... Baltimore finished the year ranking ninth overall in points per game (24.7) and seventh (tied) in both giveaways (17) and sacks allowed (27).

- Football Outsiders tabbed Baltimore’s special teams as the NFL’s No. 1 overall unit in 2017... The Ravens’ ranking (9.2%) was the NFL’s eighth highest in a season since 1986... In the annual special teams report from senior NFL writer Rick Gosselin, Baltimore ranked in the league’s Top 5 for six-straight seasons (No. 4 in 2017)... The most accurate kicker in NFL history, K Justin Tucker connected on 34-of-37 FGAs and all 39 PATs to earn first-alternate Pro Bowl honors... P Sam Koch posted NFL bests in both punts inside the 10 (16) & 20 (40), with the 40 boots inside the 20 setting a new franchise record... Baltimore also ranked No. 1 in kickoff return average (27.5), No. 5 in punt return average (10.1) and No. 1 in opponent KOR average (18.6).

2016

- The Ravens finished second in the AFC North with an 8-8 record (4-2 in division play) behind the 11-5 Pittsburgh Steelers... The Ravens entered Game 15 at Pittsburgh with the opportunity to tie for first in the division, but dropped a dramatic 31-27 decision when the Steelers scored the winning TD with 9 seconds left... Baltimore played the NFL’s second-most games (12) that were decided by 8 points or fewer... In posting a 6-2 record at M&T Bank Stadium, the Ravens boasted the NFL’s No. 1 defense in both points (14.8) and yards allowed (260.3) at home.
- Through the first 12 games, Baltimore’s defense ranked No. 1 in the NFL in yards allowed, and the unit finished seventh overall (322.1 ypg). (The Ravens became one of three teams – Den. & Sea. – to rank in the NFL’s Top 10 defenses from 2014-16.)... Allowing 89.4 rushing yards per game, the Ravens ranked No. 5 vs. the run... Baltimore’s ninth-ranked pass defense (232.8 ypg) tied (KC & SD) to produce the NFL’s most INTs (18)... Earning his second Pro Bowl in three seasons, ILB C.J. Mosley helped the Ravens allow the league’s ninth-fewest points (20.1 ppg), while free agent acquisition S Eric Weddle was spectacular in registering a team-high 4 INTs (tied with Mosley) and a career-high 13 PD.
- QB Joe Flacco set a single-season franchise record by throwing for 4,317 yards, adding 20 TDs... TE Dennis Pitta produced 729 receiving yards while leading the NFL in catches (86) by a TE. (Pitta also set the Ravens’ single-season TE record for receptions.)... Pro Bowl FB Kyle Juszczyk led the league in receptions (37) and receiving yards (266) by a fullback, while also serving as a lead blocker for RB Terrance West (774 yards)... G Marshal Yanda earned his sixth-consecutive Pro Bowl honor, marking the longest active streak among NFL guards, and C Jeremy Zuttah was selected to the All-Star game as an alternate.

- In earning his second Pro Bowl and becoming a unanimous first-team All-Pro selection, K Justin Tucker produced perhaps the greatest season ever by an NFL kicker... Tucker scored a single-season franchise-record 141 points, connecting on 38-of-39 FGs (lone miss was a block) and 27-of-27 PATs... Tucker’s 38 FGs ranked first in the NFL, while he was 10-for-10 from 50-plus yards, tying (Blair Walsh, 2012) for the most such kicks in NFL single-season history... Amazingly, an NFL single-season record 24 of Tucker’s 38 FGs made came from 40 yards or beyond (he was 24-of-24 on such boots)... LS Morgan Cox earned his second-straight Pro Bowl invitation.

2015

- The Ravens finished third in the highly-competitive AFC North, posting a 5-11 record... It marked just the second time Baltimore

HEAD COACH JOHN HARBAUGH: YEAR-BY-YEAR

did not make the playoffs in Harbaugh's eight seasons...The Ravens had 20 players on Injured Reserve (NFL's second most), including eight key starters (DE Chris Canty, QB Joe Flacco, RB Justin Forsett, TE Crockett Gillmore, T Eugene Monroe, WR Steve Smith Sr., OLB Terrell Suggs and C Jeremy Zuttah)...Baltimore played an NFL-record 14 games decided by 8 points or fewer (tied, 1994 NY Giants) and played an NFL-high (tied, Chicago) seven games decided by 3 points or fewer (4-3 record).

- Despite starting four different QBs (Joe Flacco, Matt Schaub, Jimmy Clausen & Ryan Mallett) for the first time in franchise history, Baltimore posted the then-second-most total net yards (5,749) in team annals...The Ravens also set a franchise record by averaging 266.9 passing yards per game, thanks in part to a unit that allowed the NFL's third-fewest sacks (24)...Leading the O-line was G Marshal Yanda, who earned his fifth-straight Pro Bowl nod...WR Kamar Aiken finished with team highs in catches (75), receiving yards (944) and receiving TDs (5).

- The Ravens boasted the NFL's top overall special teams unit, ranking No. 1 in both senior NFL writer Rick Gosselin's annual comprehensive ratings system and the Pro Football Focus rankings – It was Baltimore's fourth-straight ranking in Gosselin's Top 5...P Sam Koch and LS Morgan Cox (a "need" player) earned their first Pro Bowl honors, with Koch posting a 42.9 net average (second in the NFL) and allowing 5.0 yards per return (the NFL's second-best figure)...The Ravens blocked a kick (2 PATs, 2 FGs and 1 punt) in five-straight contests, a feat that had not been accomplished since 1983 (Atlanta)...Baltimore's 5 blocked kicks in 2015 tied (Oakland) for the NFL's most.

- The Ravens ranked No. 8 in total defense, marking the 11th time the unit finished in the NFL's Top 10 in 13 seasons (2003-15)...In the season's final eight games, Baltimore posted the NFL's No. 2 overall defense and the No. 1 pass defense...Second-year LB C.J. Mosley tallied 116 tackles, 4 sacks and 7 PD, adding 1 FF and a 41-yard FR-TD...OLB Elvis Dumervil, whose leadership was valuable in the absence of OLB Terrell Suggs (Achilles tear), posted a team-high 6 sacks and made the Pro Bowl as an alternate.

2014

- The Ravens produced a 10-6 regular season record, earning their sixth playoff berth in seven seasons...Baltimore, one of three AFC North teams to make the postseason, finished third in the division behind Pittsburgh (11-5) and Cincinnati (10-5-1), but advanced to the Divisional Playoff round after capturing a 30-17 Wild Card victory in the Steel City...The Ravens' bid to reach their fourth AFC Championship game under Harbaugh was cut short in New England, where Baltimore fell to the Patriots, 35-31, after holding two 14-point leads during a thrilling battle.

- The Ravens set single-season franchise records by scoring 409 points and producing 5,838 yards (since broken) of offense... Baltimore gave up just 19 sacks (second fewest in team history), which ranked only behind Denver's 17 as the NFL's fewest allowed... QB Joe Flacco tallied career bests in yards (3,986, since surpassed) and touchdown passes (27), while key free agent addition WR Steve Smith Sr. reached the 1,000-yard receiving milestone for the eighth time in his career (1,065 yards on 79 catches)...WR Torrey Smith posted 11 receiving TDs, the second most in Ravens single-season history...First-time Pro Bowl RB Justin Forsett produced a career-high 1,266 rushing yards (the NFL's fifth most) and led the league in runs of 20-plus yards (a team-record 17); Forsett's single-season franchise-record 5.4 rushing average also ranked as the NFL's No. 1 mark among running backs.

- Led by OLB Terrell Suggs and 2014 Pro Bowl selections OLB Elvis Dumervil and rookie LB C.J. Mosley, Baltimore racked up the NFL's second-most sacks (49, tied with Philadelphia), boasted the No. 2 red zone defense (42.6) and allowed the fourth-fewest rushing yards per game (88.3).

- P Sam Koch produced the NFL's No. 3 gross average (47.4) and No. 1 net average (43.3), setting the Ravens' single-season records for each...Highlighted by his third-career 108-yard KOR-TD, RS Jacoby Jones ranked second in the NFL in KOR average (30.6)...As a team, the Ravens were No. 1 in the league with a 28.3-yard KOR mark.

2013

- For the first time since Harbaugh's 2008 arrival, Baltimore did not make the playoffs, falling one game short with an 8-8 mark and placing third in the AFC North... Baltimore played an NFL-high nine games decided by 3 points or fewer, compiling a 5-4 record in those contests...How close were the Ravens to making the playoffs? They were tied 17-17 near the end of the third quarter in the season-ending loss at Cincinnati, needing a victory to secure what would have been their sixth-straight postseason berth.

- OLB Terrell Suggs (10) and OLB Elvis Dumervil (9.5) combined for 19.5 sacks, with Suggs earning his sixth Pro Bowl invite...NT Haloti Ngata was elected to his fifth Pro Bowl, while CB Lardarius Webb's 22 PD ranked as the NFL's second most.

- WR Torrey Smith tallied 1,128 receiving yards, the second most in single-season team history (Michael Jackson - 1,201 in 1996) and had a career-high 65 catches, posting the NFL's fifth-best yards-per-catch average (17.4)...Undrafted rookie WR Marlon Brown's 7 receiving TDs tied (Torrey Smith, 2011) for the most by a rookie in team history, while he also finished second (Smith, 2011) in catches (49) and receiving yards (524) by a Ravens' rookie...G Marshal Yanda also earned his third Pro Bowl honor.

- Pro Bowl K Justin Tucker set franchise records in FGs made (38) and FGs attempted (41) and produced a then-franchise-record 140 points (tied for sixth in NFL)...Tucker also had 6 FGs of 50-plus yards and kicked 3 game-winning FGs, including a team-record 61-yarder at Detroit.

2012



SUPER BOWL CHAMPIONS

- The Ravens captured a second-consecutive AFC North title with a 10-6 mark before sweeping four playoff games to win Super Bowl XLVII: 24-9 over the visiting Colts on Wild Card weekend; 38-35 in double overtime at Denver in the Divisional Round; 28-13 at New England in the AFC Championship – shutting out the Patriots, who owned the league's top offense, in the second half; and then topping the 49ers, 34-31, in New Orleans at the Mercedes-Benz Superdome after jumping to a 28-6 third-quarter lead...Showing a resolve that was a hallmark of that championship team, the Ravens overcame a three-game December losing streak and 53 games lost to defensive starters to win the title.

- Baltimore set a then-franchise record by scoring 398 points, averaging the NFL's 10th-most points per game (24.9)...The Ravens scored a team-record 254 points at home, producing the NFL's

HEAD COACH JOHN HARBAUGH: YEAR-BY-YEAR

fourth-best home average of 31.8 ppg... Baltimore also surrendered just 16 give-aways, setting a franchise single-season record low.

- The Ravens' special teams units were spectacular: In addition to posting a league-best (tied, Darius Reynaud) 3 kick return TDs (108- & 105-yard KORs and 63-yard PR), WR/RS Jacoby Jones led the NFL in KOR average (30.7)... Rookie K Justin Tucker, an undrafted free agent signing, made 30-of-33 FGAs (90.9%), producing the second-best success rate in Ravens single-season history and the second-best mark by a rookie kicker in NFL history.
- Six Ravens earned Pro Bowl honors: S Ed Reed (ninth), DT Haloti Ngata (fourth), FB Vonta Leach (third), RB Ray Rice (third), G Marshal Yanda (second) and Jones (first).
- En route to winning Super Bowl XLVII, the Ravens produced one of the most electrifying postseasons in NFL history by averaging 410.3 yards of offense per game (134.8 rush & 275.5 pass), scoring 31.0 points per contest and allowing just 22.0... WR Anquan Boldin recorded 22 catches for 380 yards and 4 TDs, while Jones posted a 29.4-yard receiving average (5 for 147), catching TDs of 70 and 56 yards (Jones also had a 108-yard KOR-TD in the Super Bowl)... With a 3-TD performance vs. the 49ers, QB Joe Flacco threw 11 TD passes in the postseason, tying the NFL single-postseason record shared by Joe Montana (1989) and Kurt Warner (2008)... Flacco finished the Super Bowl 22-of-33 for 287 yards to produce a 124.2 rating (eighth-best mark in SB history) and earned game MVP honors... The Ravens' defense was also stout during the playoffs, registering 10 takeaways (6 INTs and 4 FRs) to produce a +6 turnover differential.

2011

- Producing a second-straight 12-4 record (13-5 overall), Baltimore won the AFC North, sweeping the division for the first time in team history... The Ravens were 6-0 against playoff teams (7-1 including postseason), matching Green Bay as the only clubs to go undefeated in division play and against other postseason qualifiers... In what was a franchise first, the Ravens also went unbeaten at home (9-0 with a playoff win over Houston)... Baltimore earned a 20-13 Divisional Round victory over the Texans, and then fell, 23-20, in a heartbreaking AFC Championship thriller at New England.
- The Ravens' defense, which finished No. 3 in the league in fewest points permitted (16.6) for the fourth-straight year, tied an NFL record for consecutive seasons of being in the Top 3 for points allowed.
- RB Ray Rice produced a career-high and NFL-best 2,068 yards from scrimmage, ranking second in rushing (1,364)... Rice also set a team mark with 15 total TDs... WR Torrey Smith was third among NFL rookies with 841 receiving yards (50 catches); his receptions and yards, plus 7 TDs, set new Ravens first-year standards.
- Eight Ravens earned Pro Bowl honors: LB Ray Lewis (13th), S Ed Reed (eighth), OLB Terrell Suggs (fifth), DT Haloti Ngata (third), FB Vonta Leach (second), Rice (second), G Ben Grubbs (first) and G Marshal Yanda (first)... Suggs was also named the 2011 *Associated Press* Defensive Player of the Year, marking the fourth time a Raven has won the honor (Reed - 2004 and Lewis - 2003 & 2000).

2010

- Baltimore tied Pittsburgh for the best record in the division at 12-4, but lost the AFC North on the division-record tiebreaker (5-1 to 4-2)... Baltimore, Indianapolis (a then-NFL record nine in a row)

and Philadelphia became the only teams to make the playoffs from 2008-10... The 2010 campaign also marked the first time the Ravens ever earned the postseason three years in a row (the Ravens later extended their record to five years in 2012).

- In the Wild Card game at Kansas City, the Ravens prevailed 30-7... Baltimore then dropped a 31-24 Divisional Round contest at Pittsburgh, which advanced to the Super Bowl... Harbaugh became the first head coach in NFL history to take over a sub-.500 team and then win a playoff game in each of his first three seasons (2008-10).
- Five Ravens earned Pro Bowl honors: K Billy Cundiff (first), LB Ray Lewis (12th), DT Haloti Ngata (second), S Ed Reed (seventh) and OLB Terrell Suggs (fourth)... WR Anquan Boldin tallied team highs with 64 catches and 837 receiving yards, while QB Joe Flacco threw 25 TD passes and a career-high passer rating (93.6)... RB Ray Rice finished with 1,776 yards from scrimmage, the NFL's third most.

2009

- After posting a 9-7 record, the Ravens produced their sixth playoff team of the decade (2000-09)... Behind the NFL's ninth-ranked scoring offense (24.4 ppg) and a defense that finished third in total yards (300.5 ppg) and points allowed (16.3 ppg), the Ravens upended the Patriots (33-14) in the Wild Card round, becoming the first road team to win a playoff game at New England since 1978.
- For the first time in team history, Baltimore had a 3,000-yard passer (Joe Flacco - 3,613), 1,000-yard rusher (Ray Rice - 1,339) and 1,000-yard receiver (Derrick Mason - 1,028) in the same season.
- Five Ravens were voted into the Pro Bowl, including LB Ray Lewis (11th), FB Le'Ron McClain (second), DT Haloti Ngata (first), S Ed Reed (sixth) and Rice (first), who tallied the NFL's second-most yards from scrimmage (2,041)... Rookie T Michael Oher, who started all 16 games, finished second for Diet Pepsi Rookie of the Year (*NFL.com* fan vote) and earned All-Rookie team honors.

2008

- In Harbaugh's initial Baltimore season, the Ravens produced an 11-5 record and advanced to the AFC Championship game... Baltimore won the Wild Card game at Miami (27-9) and the Divisional game at the AFC's top-seeded Tennessee Titans, 13-10... Pittsburgh, the eventual Super Bowl champion, stopped the Ravens (23-14) in the AFC title matchup at Heinz Field... This first Harbaugh/Ravens team tied the NFL record (since 1978) for turnarounds by a head coach taking over a sub-.500 team... The Ravens' 2-1 playoff record following that regular season campaign established a new league standard in this same category... With the 13 total victories in 2008, Harbaugh set the NFL record for the most wins ever by a rookie head coach starting a rookie quarterback (Joe Flacco).
- Baltimore's stifling defense ranked No. 2 in the NFL by allowing 261.1 yards per game and was No. 3 in points allowed per game (15.3)... The Ravens also produced an NFL-best 26 INTs, including five returned for touchdowns... S Ed Reed tied his career high (2004) with a league-leading 9 INTs.
- Five players earned Pro Bowl honors: LB Ray Lewis (10th), Reed (fifth), ST Brendon Ayanbadejo (third), OLB Terrell Suggs (third) and FB Le'Ron McClain (first)... Flacco, who became the first rookie QB ever to win two playoff games, was named the Diet Pepsi Rookie of the Year (*NFL.com* fan vote).



DAVID CULLEY

ASST. HEAD COACH / PASS COORD. / WIDE RECEIVERS

COLLEGE: VANDERBILT
BORN: 9/17/55, SPARTA, TN
EXP. (NFL/RAVENS): 27/2



DAVID CULLEY joined the Ravens in 2019 as the team's assistant head coach / pass coordinator / wide receivers coach. Entering his 27th NFL coaching season overall, Culley assists the Ravens' offense (which ranked No. 1 in scoring – 33.2 ppg – in 2019) in creating a passing scheme that complements the team's rushing attack. Culley also guides the Ravens' wide receivers, including '19 first-rounder Marquise Brown, whose 7 receiving TDs tied (Marlon Brown and Torrey Smith) a rookie franchise season high. In Culley's first season in Baltimore (2019), the WRs also were key blockers for the team's No. 1-ranked rushing unit (206.0 ypg). The Ravens also ranked No. 2 in total yards (407.6) per game and set team records for touchdowns (64), points (531), net yards (6,521), rushing yards (3,296), first downs (386) and fewest turnovers (15). Prior to joining the Ravens, Culley spent two years (2017-18) as the Bills' QBs coach. Prior to his time in Buffalo, Culley served as assistant head coach/wide receivers coach with Kansas City (2013-16), where he helped guide the Chiefs to three playoff appearances during his four seasons. The veteran coach also worked alongside John Harbaugh for nine seasons (1999-2007) in Philadelphia. During his tenure with the Eagles (1999-2012), Culley spent time as wide receivers coach (1999-2010) and as a senior offensive assistant/WRs (2011-12). Culley's NFL coaching career has also included stops as wide receivers coach with the Pittsburgh Steelers (1996-98) and Tampa Bay Buccaneers (1994-95). Before entering the NFL, he spent 16 years coaching in the collegiate ranks.

ADDITIONAL COACHING HIGHLIGHTS: In 2018, Culley helped guide Buffalo QB Josh Allen, who in 11 starts established franchise records for most total TDs produced by a Bills rookie quarterback (18), most single-game rushing yards by a quarterback (135), most single-season rushing TDs by

a quarterback (8) and most single-season rushing yards by a quarterback (631)...Allen also became the only player in NFL history to throw for over 200 yards and rush for over 100 yards in consecutive games...Culley also helped tutor former Ravens WR Jeremy Maclin in both Philadelphia and Kansas City, where in 2015, Maclin set a then-Chiefs single-season record for receptions (87) by a wide receiver...In Maclin's first three seasons with the Eagles (2009-11), he caught more passes (189) than any other WR in franchise history...Under Culley's direction, Eagles WR DeSean Jackson became the first player in NFL history to earn a Pro Bowl berth as both a WR and a return man (2009).

2019: (with Baltimore) Guided the Ravens' passing game and wide receivers group, helping the scoring attack to a No. 1 ranking (33.2 ppg) and offense to a No. 2 ranking (407.6 ypg)... First-round pick WR Marquise Brown tied a rookie franchise record with 7 receiving TDs...Ravens set team records for TDs (64), points (531), net yards (6,521), rushing yards (3,296), first downs (386) and fewest turnovers (15).

2017-18: (with Buffalo) 2018: Helped lead rookie QB Josh Allen, who posted franchise records for most total TDs produced by a Bills' rookie quarterback (18), most single-game rushing yards by a quarterback (135), most single-season rushing TDs by a QB (8) and most single-season rushing yards by a QB (631)...Allen also became the only player in NFL history to throw for over 200 yards and rush for over 100 yards in consecutive games. **2017:** QB Tyrod Taylor completed 62.6% of his passes for 2,799 yards, 14 TDs and just 4 INTs...Taylor also rushed for 427 yards and 4 scores, helping Buffalo's ground attack rank No. 1 in the NFL (164.4 ypg)...Bills also posted a league-best 29 rushing TDs and were the only team to average more than 5.0 yards per carry (5.35).

COACHING BACKGROUND

YEARS	COLLEGE/PRO TEAM	POSITION
1978	Austin Peay	Running Backs
1979-81	Vanderbilt	Wide Receivers
1982	Middle Tennessee State	Quarterbacks/Running Backs
1983	Tennessee-Chattanooga	Wide Receivers
1984	Western Kentucky	Quarterbacks/Wide Receivers
1985-88	Southwestern Louisiana	Quarterbacks
1989-90	Texas-El Paso	Offensive Coordinator/RBs/WRs
1991-93	Texas A&M	Wide Receivers
1994-95	Tampa Bay Buccaneers	Wide Receivers
1996-98	Pittsburgh Steelers	Wide Receivers
1999-2010	Philadelphia Eagles	Wide Receivers
2011-12	Philadelphia Eagles	Senior Offensive Assistant/WRs
2013-16	Kansas City Chiefs	Assistant Head Coach/Wide Receivers
2017-18	Buffalo Bills	Quarterbacks
2019-20	Baltimore Ravens	Assistant Head Coach/Pass Coord./WRs



DAVID CULLEY

2013-16: (with Kansas City) 2016: Standout rookie WR Tyreek Hill notched 61 catches for 593 yards and a team-high 6 TDs, en route to KC's 12-4 record and AFC West title. **2015:** Chiefs went 11-5, closing out the year with 10-consecutive victories... WR Jeremy Maclin recorded 1,088 yards in his initial season with KC, marking the first 1,000-yard receiving season by a Chiefs' wideout since Dwayne Bowe's 1,159 yards in 2011... Maclin's 87 catches marked a Chiefs' single-season record by a WR. **2014:** WR Dwayne Bowe (60 for 754) tallied his seventh season with 50-or-more receptions, making him the second player in franchise history to accomplish the feat. **2013:** Three different WRs posted at least 500 receiving yards: Dwayne Bowe (57 for 673), Donnie Avery (40 for 596) and Dexter McCluster (53 for 511).

1999-2012: (with Philadelphia) Spent 14 seasons with the Eagles, coaching the WRs each year and serving as the senior offensive assistant from 2011-12...Philly made nine playoff appearances during Culley's 14 seasons, advancing to five NFC Championship games and one Super Bowl (2004). **2012:** WR Jeremy Maclin tallied team highs in catches (69), receiving yards (857) and receiving TDs. **2011:** In Maclin's first three seasons with the Eagles (2009-11), he caught more passes (189) than any other WR in franchise history. **2010:** WR DeSean Jackson totaled 1,056 receiving yards and 6 TDs on 47 catches, earning Pro Bowl honors and helping Philly to an NFC East Division title. **2009:** Jackson (1,156 yards and 9 TDs on 62 receptions) earned Pro Bowl accolades, as the Eagles posted the NFL's fifth-best scoring offense (26.8 ppg). **2007:** WR Kevin Curtis registered 1,110 receiving yards and 6 TDs on 77 catches. **2004:** WR Terrell Owens earned first-team All-Pro honors after posting 77 catches for 1,200 yards and a franchise-record 14 TDs...Eagles advanced to Super Bowl XXXIX vs. New England. **2002:** Philly's offense ranked fourth in the NFL in points per game (25.9)...WR Todd Pinkston tallied a team-best 7 TD catches. **1999:** Hired by Andy Reid as the Eagles' WRs coach.

1996-98: (with Pittsburgh) 1998: WR Charles Johnson led the team with 815 receiving yards and 7 TDs on 65 catches. **1997:** WR Yancey Thigpen tallied a career-high 1,398 receiving yards (third most in the NFL) and 7 TDs on 79 receptions...

Steelers went 11-5 and advanced to a Divisional Playoff vs. Denver. **1996:** Hired as Pittsburgh's WRs coach and helped WR Charles Johnson post 60 catches for a team-high 1,008 yards and 3 TDs.

1994-95: (with Tampa Bay) 1995: Three Bucs' wideouts posted at least 600 receiving yards: Jackie Harris (62-751), Alvin Harper (64-633) and Horace Copeland (35 for 605). **1994:** Hired as WRs coach.

1991-93: (with Texas A&M) 1993: WR Tony Harrison recorded a team-high 481 receiving yards and 4 TDs on 35 catches, helping A&M average 35.4 points per game (ninth in the country)...Aggies were 10-2, finishing with a No. 9 poll ranking. **1992:** Aggies were 12-1, earning a final No. 7 ranking. **1991:** Hired as WRs coach and helped the Aggies post a 10-2 record, finishing No. 12 in the country...Offense averaged 33.7 points per game (12th in the nation).

1978-90: (with multiple colleges) Spent time guiding several offensive positions at a number of schools, including Texas-El Paso, where he was the offensive coordinator/RBs/WRs coach from 1989-90...Also coached for his alma mater, Vanderbilt, serving as the WRs coach from 1979-81 after receiving his first coaching experience at Austin Peay while tutoring the running backs in 1978.

COLLEGE: Culley was recruited by Bill Parcells as a quarterback at Vanderbilt...Graduated with degree in health and physical education.

PERSONAL: David and his wife, Carolyn, raised two children: Monty and Jessie...Prepped at White County (Sparta, TN) HS, where he played basketball (point guard), baseball (pitcher) and football (quarterback).

"The thing I would emphasize about Coach Culley, more than anything, is what an amazing teacher and communicator he is. I would say he's the best straight-up teacher and communicator I've seen coaching football one-on-one, not just because he coaches it so well, but because he's so relentless, and he coaches the important things."

— Head Coach John Harbaugh

ROOKIE BROWN A TD MACHINE



In 2019, rookie WR Marquise Brown posted 7 TD receptions, a mark that tied for third among all NFL rookies and tied for first on the Ravens' single-season rookie franchise record list.

RECEIVING TDs (NFL Rookies / 2019)

1. A.J. Brown (Ten.) 8
- Darius Slayton (NYG). 8
3. **Marquise Brown (Bal.) 7**
- Terry McLaurin (Was.) 7
- D.K. Metcalf (Sea.) 7

RAVENS TOUCHDOWNS (Rookies / Single Season)

1. **Marquise Brown (2019) 7**
- Marlon Brown (2013) 7
- Torrey Smith (2011) 7
4. Jamal Lewis (2000). 6



CHRIS HORTON

SPECIAL TEAMS COORDINATOR

COLLEGE: UCLA
 BORN: 12/29/84, LOS ANGELES, CA
 EXP. (NFL/RAVENS): 10/7 (3 PLAYING / 7 COACHING)



CHRIS HORTON is in his second season leading the Ravens' exceptional special teams units. Since joining the team in 2014, Horton has helped Baltimore's units perform outstandingly over the last several seasons. In 2019, the most accurate kicker in NFL history, Justin Tucker (a first-team All-Pro) made 28-of-29 FGAs (96.6%), scoring a franchise-record 141 points for the fourth-straight season. He is the NFL's only kicker to surpass the 140 mark in each of the past four years (2016-19). For many seasons, the Ravens have been near the top of special teams rankings. In the annual special teams report from senior NFL writer Rick Gosselin, Baltimore was ranked in the NFL's Top 6 for seven-straight seasons (from 2012-18), including first in 2015. (Gosselin's report is recognized by NFL teams as a special teams measuring stick.) No other NFL team was in the Top 6 (or even Top 10) in those seven seasons. In 2018, Tucker made 35-of-39 FGAs. (His misses were from 53 and 65 yards, and he had 2 kicks blocked.) In 2018, the Ravens also ranked fifth in the NFL in punt return average (11.5), with CB/RS Cyrus Jones posting the league's fourth-best mark (13.2).

ADDITIONAL COACHING HIGHLIGHTS: In 2014, Horton entered the NFL coaching ranks with the Ravens working with the team's OLBs. Horton played safety for four seasons in the NFL with the Redskins (2008-11) after being selected by Washington in the seventh round of the 2008 NFL Draft.

2014-19: (with Baltimore) 2019: Ravens recorded a franchise-best 14-2 record en route to their second-straight AFC North title...K Justin Tucker earned his third Pro Bowl nod after connecting on 28-of-29 FGAs...In Week 6, he became the fastest pure kicker in NFL history (118 games) to score 1,000 career points. **2018:** Tucker (a Pro Bowl first alternate) made 35-of-39 FGAs (his misses were from 53 and 65 yards, and he had 2 kicks blocked)...Ravens were fifth in NFL punt return

average (11.5) and sixth in the annual special teams report compiled by senior NFL writer Rick Gosselin. **2017: *Football Outsiders*** tabbed Baltimore's special teams as the NFL's No. 1 overall unit...Ravens ranked No. 1 in KOR average (27.5), No. 5 in PR average (10.1) and No. 1 in opponent KOR average (18.6)...P Sam Koch posted NFL bests in both punts inside the 10 (16) and 20 (40). **2016:** Tucker and LS Morgan Cox each earned their second Pro Bowl honors...Promoted to assistant special teams coach...Baltimore had an NFL-high 4 (tied, Mia.) blocked kicks. **2015:** Horton worked as a staff assistant alongside Jerry Rosburg with the Ravens' special teams... Baltimore's units excelled, ranking No. 1 by Gosselin...Ravens also ranked No. 1 by *Pro Football Focus*...Baltimore was third in the NFL in punt return average (11.3), while allowing the second-fewest yards per punt return (5.0)...P Sam Koch and Cox each earned their first Pro Bowls...Ravens blocked a kick (2 PATs, 2 FGs and 1 punt) in five-straight contests, a feat that had not been accomplished since 1983 (Atlanta Falcons)... The 5 blocked kicks tied (Oak.) for most in 2015. **2014:** Worked primarily with the Ravens' OLBs...Led by OLB Terrell Suggs and 2014 Pro Bowl selection OLB Elvis Dumervil, Baltimore racked up the NFL's second-most sacks (49, tied with Philly), boasted the No. 2 red zone defense and allowed the fourth-fewest rushing yards per game (88.3)...Dumervil (a franchise-record 17 sacks) and Suggs (12) combined to produce the most QB drops (29) among NFL duos.

2012-13: (with UCLA) 2013: Bruins earned a 10-3 record and defeated Virginia Tech in the Sun Bowl, 42-12. **2012:** Joined his alma mater as a quality control coach, assisting with both the Bruins' defense and special teams unit under head coach Jim Mora Jr.

2013: (with Seattle) Spent training camp as a coaching intern.

COACHING BACKGROUND

YEARS	COLLEGE/PRO TEAM	POSITION
2012-13	UCLA	Quality Control
2014	Baltimore Ravens	Coaching Intern (Defense)
2015	Baltimore Ravens	Staff Assistant (Special Teams)
2016-18	Baltimore Ravens	Assistant Special Teams Coach
2019	Baltimore Ravens	Special Teams Coach
2020	Baltimore Ravens	Special Teams Coordinator



CHRIS HORTON

NFL PLAYER (2008-11): Played three full NFL seasons after being drafted in the seventh round by the Washington Redskins in 2008...As a rookie, Horton earned NFC Defensive Player of the Week honors following his Week 2 performance vs. New Orleans when he had 2 INTs and 1 fumble recovery in the Redskins' 29-24 victory over the Saints...Also earned NFC Defensive Rookie of the Month (September) honors...Played in 29 career NFL games, but was hampered by injuries in his final three seasons, eventually concluding his playing career after a training camp stint with the New York Giants in 2012.

COLLEGE: Earned a bachelor's degree in history from UCLA... Played safety for the Bruins, earning *The Sporting News* first-team All-America (2007), first-team All-Pac-10 (2007) and second-team All-Pac-10 honors (2006).

PERSONAL: Earned three varsity letters in football at De La Salle (New Orleans, LA) HS...Chris was inducted into his high school Hall of Fame on March 15, 2014...He and his wife, Jackie, have two daughters: Kristina (6) and Khloe (4) and a son, Kaden (2).

A RICH HISTORY OF SPECIAL TEAMS

SIX PRO BOWLERS

• Six Ravens have earned 10 combined Pro Bowl honors during the John Harbaugh Era (since 2008): ST Brendon Ayanbadejo (2008), K Billy Cundiff (2010), RS Jacoby Jones (2012), K Justin Tucker (2013, 2016 & 2019), LS Morgan Cox (2015, 2016 & 2019) and P Sam Koch (2015).

PRIME KICKER & PUNTER

• Three-time Pro Bowl K Justin Tucker, who the Ravens signed as a rookie free agent, owns the NFL's most FGs (265) since entering the NFL in 2012. With a 90.8% career success mark, "Tuck" is the most accurate kicker in league history (265-of-292 on FGAs). Earning his first Pro Bowl nod in 2015, P Sam Koch's 46.7 gross average ranked No. 9 in the NFL that season, while his 42.9 net average was No. 2. In 2017, Koch led the NFL in both punts inside the 10 (16) and the 20 (a franchise-record 40).

ANOTHER RAVENS RETURN MAN SCORES BIG

• In 2018's Week 12 win vs. Oakland, Baltimore CB/RS Cyrus Jones posted a 70-yard punt return TD, marking the Ravens' first PR-TD since 10/15/17, when Michael Campanaro had a 77-yarder vs. Chicago. Dating back to 2011, six different Ravens have returned punts for touchdowns: Campanaro, Kaelin Clay, Tandon Doss, C. Jones, Jacoby Jones and Lardarius Webb.

RAVENS' BIG RETURNS IN JONES' MAGICAL SEASON

• Led by Pro Bowl RS Jacoby Jones in the 2012 Super Bowl season, Baltimore ranked first in the NFL in KOR average (27.3). Jones, who became the first player ever to record dual KORs of at least 105 yards in a career, tied for a league-leading 3 kick return TDs (2 KORs & 1 PR). He also tied an NFL record for longest KOR in a Super Bowl with his 108-yard KOR-TD. (In 2014's game at Pit., he added another 108-yarder to his resume, marking 4 total KOR-TDs over 100 yards in his career.)





DON MARTINDALE

DEFENSIVE COORDINATOR

COLLEGE: DEFIANCE COLLEGE
 BORN: 5/19/63, DAYTON, OH
 EXP. (NFL/RAVENS): 16/9



DON "WINK" MARTINDALE is in his third season leading the Ravens' defense. After guiding the unit to a No. 1-overall ranking (allowed 292.9 ypg) in his first season (2018), Martindale's 2019 group achieved a strong No. 4 ranking (300.6 ypg), helping the team to a franchise-best 14-2 record and second-straight AFC North Division title. The Ravens' 6 defensive TDs in 2019 tied (with '06 and '08) for the second most in franchise history (2004 – 7) and also tied (TB) for the most in the NFL last year. Since Martindale was named defensive coordinator (2018), Baltimore has produced an NFL-best 9 defensive TDs and has permitted the league's second-fewest (17.8) points per game. In 2018, Martindale was recognized by *Sports Illustrated/MMQB* as the Assistant Coach of the Year and was the APNFL runner-up (Bears' DC Vic Fangio) for the same award. Baltimore established a modern-era mark by not allowing a second-half touchdown in the first six games of 2018. (The last team to do so was the 1934 Detroit Lions.) Upholding its longtime defensive tradition, Baltimore was also among the best in other key defensive categories in 2018, including ranking third in third-down defense (34.1), fourth in rushing yards allowed (82.9 ypg) and fifth in passing yards permitted (210.0 ypg). The Ravens' 80.6 defensive passer rating stood second, only behind the Bears' 72.9 mark. Initially joining the Ravens in 2012, Martindale guided and helped grow a number of standout Ravens linebackers, most notably former ILB C.J. Mosley, who developed into one of the league's top players, earning a lucrative contract with the New York Jets in 2019. In 2017, the Ravens led the NFL in INTs (22), takeaways (34) and shutouts (3 – the most in a season since the 2003 Patriots). Over the past four seasons (2016-19), the Ravens have allowed the second-fewest points per game (18.6), recorded the second-most interceptions (65, tied with KC) and posted the third-most takeaways (104) in the NFL. In 2016, Baltimore produced an


NFL-high 18 INTs (tied, KC & SD), including 4 from Mosley, who ranked second among NFL linebackers. Additionally, standout LB Zachary Orr, who was forced to retire following the 2016 campaign due to a congenital spinal condition, earned second-team All-Pro honors after finishing with a team- and career-high 130 tackles (10th most in the NFL in 2016). Following 2014, Mosley became the first rookie Raven to earn Pro Bowl honors and finished second in the APNFL Defensive Rookie of the Year voting. In addition to Mosley, former Ravens LB Daryl Smith was a standout performer for Baltimore, becoming one of just two NFL players (Lavonte David) to post at least 350 tackles, 5 sacks, 5 INTs and 4 FFs from 2013-15. In 2013, Smith led the team with 123 tackles, also setting a Ravens' single-season record by a linebacker with 19 PD. In Martindale's first season in Baltimore (2012), he coached Hall of Famer Ray Lewis in his final season, helping the Ravens win Super Bowl XLVII.

ADDITIONAL COACHING HIGHLIGHTS: Martindale was the Broncos' defensive coordinator in 2010, guiding a defense that included two Hall of Famers in CB Champ Bailey and S Brian Dawkins. In 2009, he coached all four linebackers in Denver's 3-4 scheme. During that '09 campaign, former Ravens OLB Elvis Dumervil earned first-team All-Pro and Pro Bowl honors after registering an NFL-high 17 sacks. Martindale originally entered the NFL in 2004 and spent five years guiding the Oakland Raiders' LBs (2004-08). Prior to that, "Wink" coached 11 seasons in the collegiate ranks, including three years at the University of Cincinnati alongside then-assistant head coach John Harbaugh. Martindale also helped Western Kentucky and head coach Jack Harbaugh earn a Division I FCS National Championship in 2002.

2012-19: (with Baltimore) 2019: Defense allowed the NFL's third-fewest points per game (17.6) and ranked fourth in yards per game (300.6) en route to a franchise-best 14-2 record... Ravens were the fifth-best run "D" (93.4 ypg) and No. 6 vs. the

COACHING BACKGROUND

YEARS	COLLEGE/PRO TEAM	POSITION
1986	Defiance College	Secondary
1987	Defiance College	Defensive Coordinator/Secondary
1988-93	High Schools	Defensive Coordinator
1994-95	Notre Dame	Defensive Assistant
1996	University of Cincinnati	Defensive Ends
1997-98	University of Cincinnati	Linebackers/Special Teams Coordinator
1999	Western Illinois	Defensive Coordinator/Linebackers
2001-02	Western Kentucky	Inside Linebackers/Special Teams Coord.
2003	Western Kentucky	Defensive Coordinator/Inside Linebackers
2004-05	Oakland Raiders	Inside Linebackers
2006-08	Oakland Raiders	Linebackers
2009	Denver Broncos	Linebackers
2010	Denver Broncos	Defensive Coordinator
2012-15	Baltimore Ravens	Inside Linebackers
2016-17	Baltimore Ravens	Linebackers
2018-20	Baltimore Ravens	Defensive Coordinator



DON MARTINDALE

pass (207.2 ypg)...CB Marlon Humphrey (first), OLB Matthew Judon (first), CB Marcus Peters (third) and S Earl Thomas III (seventh) earned Pro Bowl honors on defense...Judon led team with a career-high 9.5 sacks and 4 FFs, while Humphrey and Peters tied for the team lead with 3 INTs apiece. **2018:** Led the Ravens' defense to a No. 1 ranking (292.9 ypg allowed) in his first season as DC...It was the second time (2006) in team history the Ravens held the top spot...The AFC North division champs allowed the second-fewest points per game (17.9)...Recognized by *SI/MMQB* as Assistant Coach of the Year and was runner-up for the same award from the *AP*...LB C.J. Mosley (fourth), S Eric Weddle (sixth) and DT Brandon Williams (first) earned Pro Bowl honors. **2017:** Guided the linebackers for the NFL's sixth-ranked scoring defense (18.9 ppg)...Mosley earned his third Pro Bowl in four seasons, after tallying 132 total tackles, 11 TFL, 2 INTs (1 for a 63-yard TD), 1 sack, 3 FRs and 3 FFs. **2016:** Over a three-year period, Ravens were one of three teams (Den. & Sea.) to finish in the NFL's Top 10 in total defense in each year from 2014-16...Named the team's linebackers coach and helped guide Mosley to his second Pro Bowl campaign after producing 92 tackles (56 solo) and a career-high and team-leading (tied) 4 INTs...LB Zachary Orr led the team with a career-high 130 tackles before retiring on 1/20/17 due to a congenital spinal condition...Baltimore's defense finished first in the NFL with 18 INTs (tied, KC & SD). **2015:** Martindale helped Mosley total 116 tackles (76 solo), a career-high 4 sacks (-18 yards), 7 PD, 1 FF and 2 FRs...LB Daryl Smith led the team and ranked 10th in the NFL with 121 tackles (72 solo), adding 3 sacks (-19.5 yards), 1 INT and 3 PD. **2014:** Mosley became the first rookie in Ravens history to earn Pro Bowl honors, finishing as the NFL's only player with at least 125 tackles, 3 sacks and 2 INTs...Smith registered 127 tackles, 1 sack, 1 INT and 2 FFs...Ravens allowed the NFL's sixth-fewest points (18.9 ppg) and eighth-fewest yards per game (336.9), also producing the NFL's No. 2 red zone defense (42.6%). **2013:** Smith, who was signed to help replace retired Hall of Fame ('18) LB Ray Lewis, turned in a stellar season, leading the team with 123 tackles, also setting a Ravens' single-season record by a LB with 19 PD (Ray Lewis, 13 in 2003)...Smith was also one of three NFL defenders to tally at least 100 tackles, 5 sacks and 3 INTs. **2012:** In his first season with Baltimore, Martindale tutored the inside linebackers, a group that was depleted by injuries, including Lewis, who missed 10 regular season games but returned and recorded an NFL-leading 51 postseason tackles (a franchise postseason record) and 1 PD for a defense that forced 10 turnovers en route to a victory in Super Bowl XLVII.

2009-10: (with Denver) 2010: Was promoted to defensive coordinator...Hall of Fame CB Champ Bailey represented the team in the Pro Bowl, also coaching Hall of Fame S Brian

Dawkins. **2009:** Joined the Broncos' coaching staff as the team's linebackers coach and helped the Denver "D" rank seventh in the NFL (315.0 ypg)...Guided OLB Elvis Dumervil (who played four seasons in Baltimore from 2013-16), who led the NFL with a then-team-record 17 sacks, to Pro Bowl and first-team All-Pro honors in his first year playing OLB...LB D.J. Williams also thrived under Martindale's leadership, earning a spot as a Pro Bowl alternate.

2004-08: (with Oakland) 2006-08: Tutored the Raiders' linebackers, including 2005 draft pick Kirk Morrison, who along with 2006 draft pick Thomas Howard, led the LB corps...Morrison and Howard were two of the league's best at forcing turnovers, each tallying 7 INTs from 2006-08. **2006:** Oakland's defense ranked third overall (284.8 ypg) and first against the pass (150.8 ypg). **2004:** Entered the NFL coaching ranks as the Raiders' inside linebackers coach.

2001-03: (with Western Kentucky) 2003: Promoted to defensive coordinator/inside linebackers for the Hilltoppers, who were ranked sixth in yards allowed per game (283.7). **2002:** WKU won the Division I FCS National Championship. **2001:** Was hired by head coach Jack Harbaugh (John's father) as inside LBs/special teams coordinator.

1999: (with Western Illinois) Was defensive coordinator/linebackers coach...Tutored former Ravens 2001 draft pick and All-American LB Edgerton Hartwell.

1996-98: (with University of Cincinnati) 1997-98: Coached special teams/linebackers, including former Ravens LB Brad Jackson. **1996:** Joined the Bearcats' staff as the defensive ends coach, working alongside John Harbaugh, who was assistant head coach.

1994-95: (with Notre Dame) Spent two seasons as the defensive assistant for the Fighting Irish...Notre Dame earned trips to the Fiesta Bowl (1994) and Orange Bowl (1995)...During the 1994 season, coached with Dean Pees (former Ravens defensive coordinator), who was the Irish secondary coach.

1988-93: Was the DC for three high schools in Ohio, including his alma mater, Trotwood-Madison.

1986-87: (with Defiance College) Began coaching career at his alma mater as its secondary coach...Promoted to defensive coordinator/secondary in 1987.

COLLEGE: Played linebacker for Defiance College in Ohio...Earned a bachelor's degree in business education.

PERSONAL: Martindale was an All-State linebacker at Trotwood-Madison (Trotwood, OH) HS...He and his wife, Laura, have a daughter, Cassie, who was a Ravens' marketing department intern in 2013, and a son, Ty... Cassie married her husband, Randy, in 2019.

2019 BIG-PLAY "D" SCORES BIG

Baltimore became the first team since 1970 to record a defensive touchdown of at least 65 yards in three-consecutive games: Marcus Peters' 89-yard INT-TD at Cin. (11/10/19), Marlon Humphrey's 70-yard FR-TD vs. NE (11/3/19) and Marcus Peters' 67-yard INT-TD at Sea. (10/20/19).



GREG ROMAN

OFFENSIVE COORDINATOR

COLLEGE: JOHN CARROLL
 BORN: 8/19/72, ATLANTIC CITY, NJ
 EXP. (NFL/RAVENS): 23/6



GREG ROMAN was named Baltimore's offensive coordinator in January 2019. He immediately led Baltimore's attack to record-setting heights, ultimately earning him NFL Assistant Coach of the Year honors. In Roman's first season as offensive coordinator, the "revolutionary" Ravens posted the best offensive season in team history, helping the team to a franchise-best 14-2 record. Led by 2019 unanimous NFL MVP QB Lamar Jackson, the Ravens ranked No. 1 in points (33.2) and rushing yards (206.0) per game, while they finished No. 2 in total yards (407.6). The Ravens set a new NFL single-season rushing record (3,296), besting the 1978 Patriots (3,165). Baltimore became the first team ever to average 200 passing and 200 rushing yards per game in a season. The 2019 Ravens also set season team records for TDs (64), points (531), net yards (6,521), rushing yards (3,296), first downs (386) and fewest turnovers (15). Jackson accounted for a league-high 43 total TDs, including an NFL-best (and franchise-record) 36 passing scores. Jackson also rushed for 1,206 yards (sixth most in the league), setting a new NFL single-season record by a QB. TE Mark Andrews had 10 receiving TDs, ranking No. 1 among all NFL tight ends and tying (Cooper Kupp) for second by all players. RB Mark Ingram II posted 15 total TDs, tying a single-season team record (Ray Rice, 2011) and ranking fourth overall in the NFL. In 2018, Roman coached a young group of tight ends, all of whom played a role in the team's offense. Rookie Andrews (third-round draft pick) ranked No. 1 among rookie NFL tight ends in receiving yards (552) and No. 3 in receptions (34). Another rookie, first-rounder TE Hayden Hurst, became more involved in the offense after missing the first four games due to injury. Veteran TEs Nick Boyle (16 games & a then-career-high 213 receiving yards) and Maxx Williams (13 games, 143 receiving yards and 1 TD) contributed both in the passing game and rushing attack. In Roman's first season (2017) back with the team, the offense made significant strides, particularly in the latter part of the year. Following that season, Roman was promoted to

assistant head coach/tight ends coach. Since his first term in Baltimore (2006-07), Roman has been a successful NFL offensive coordinator both in San Francisco and Buffalo. With each team, Roman worked with NFL QBs who totaled their highest single-season passer ratings under his guidance: SF's Alex Smith (104.1 in 2012) and Colin Kaepernick (98.3 in 2012) and Buffalo's Tyrod Taylor (99.4 in 2015).

ADDITIONAL COACHING HIGHLIGHTS: Roman has 23 years experience coaching in the NFL for five teams, including as offensive coordinator for three of them. With Roman as OC, San Francisco earned three-straight trips to the NFC Championship game (2011-13) and a Super Bowl appearance against the Ravens in 2012. As the Bills' OC, Roman helped Buffalo's run game excel in 2015, as it led the NFL with 152.0 rushing yards per game and 4.78 yards per carry.

2017-19: (with Baltimore) 2019: Ravens posted the best offensive season in team history, producing a franchise-best 14-2 record and AFC North Division title...Led by 2019 NFL MVP QB Lamar Jackson, the Ravens ranked No. 1 in points (33.2) and rushing yards (206.0) per game, while they were ranked No. 2 in total yards (407.6)...Baltimore became the first team ever to average 200 passing and 200 rushing yards per game in a season...The 2019 Ravens also set season team records for TDs (64), points (531), net yards (6,521), rushing yards (3,296), first downs (386) and fewest turnovers (15)...Earned NFL Assistant Coach of the Year honors. **2018:** Rushing attack (152.6 ypg) finished No. 2 in the NFL, helping Ravens win AFC North...TEs group contributed to team by recording the then-most total yards (5,999) in franchise history...Rookie TE Mark Andrews (third-round draft pick) ranked No. 1 among rookie NFL tight ends in receiving yards (552) and No. 3 in receptions (34). **2017:** Run game improved from 28th-ranked unit in 2016 (91.4 ypg) to 11th (116.0 ypg)...In the final nine games, Ravens scored the NFL's second-most points per contest (29.4), had fewest giveaways (5) and allowed second-fewest sacks (10).

COACHING BACKGROUND

YEARS	COLLEGE/PRO TEAM	POSITION
1995	Carolina Panthers	Defensive Quality Control/Strength & Cond. Asst.
1996	Carolina Panthers	Defensive Assistant
1997-98	Carolina Panthers	Offensive Quality Control
1999-2000	Carolina Panthers	Offensive Assistant
2001	Carolina Panthers	Assistant Offensive Line
2002-03	Houston Texans	Tight Ends
2004-05	Houston Texans	Quarterbacks
2006-07	Baltimore Ravens	Assistant Offensive Line
2009	Stanford	Tight Ends/Offensive Tackles/Running Game Coord.
2010	Stanford	Assoc. Head Coach/Asst. Head Coach
2011-14	San Francisco 49ers	Offensive Coordinator
2015-16	Buffalo Bills	Offensive Coordinator
2017	Baltimore Ravens	Senior Offensive Assistant/Tight Ends Coach
2018	Baltimore Ravens	Assistant Head Coach/Tight Ends Coach
2019-20	Baltimore Ravens	Offensive Coordinator



GREG ROMAN

2015-16: (with Buffalo) 2015: Helped Buffalo's offensive attack excel in his first year guiding the unit...Buffalo (whose rushing unit was 25th in '14) led the NFL in rushing yards (152.0 ypg), yards per rush (4.78), big-play TDs (24 of 20+ yards) and outside the red zone points scored (194)...Bills sent four offensive players to the Pro Bowl: QB Tyrod Taylor, C Eric Wood, G Richie Incognito and RB LeSean McCoy...Taylor became the third QB in NFL history to combine for a passer rating over 99 and average over 40 rushing yards per game in a single season.

2011-14: (with San Francisco) Was the 49ers' OC for four seasons (49-14 record)...San Francisco played in the NFC Championship game three years in a row (2011-13), earning a Super Bowl bid in 2012. **2012:** Roman guided the 49ers' offense to a No. 11-overall ranking (361.8 ypg), including third in both total yards per play (5.97) and rushing yards per play (5.06)...49ers set a franchise record with 621 total yards vs. Buffalo (10/7), becoming the only team in NFL history to rush for 300+ yards and throw for 300+ yards in the same game...SF competed against the Ravens in Super Bowl XLVII. **2011:** Team earned a 13-3 record and committed just 10 turnovers (5 fumbles and 5 interceptions), which is tied (NE, 2010) for the fewest in NFL single-season history...Was invited by head coach Jim Harbaugh to join him in San Francisco as the team's offensive coordinator...In Roman's first season as OC, the 49ers' rushing attack improved from the No. 19-ranked unit to eighth overall.

2009-10: (with Stanford) Spent two seasons coaching under Jim Harbaugh. **2010:** Was promoted, adding associate head coach and assistant head coach to his title...Orchestrated the Cardinal offense in 12-1 campaign, culminating in Orange

Bowl victory. **2009:** Hired as running game coordinator, also working with the TEs and tackles.

2006-07: (with Baltimore) Spent two seasons assisting the Ravens' offense in Baltimore. **2006:** Baltimore won the AFC North with a then-franchise-best 13-3 record, earning a first-round playoff bye...T Jonathan Ogden earned his 10th-straight Pro Bowl, and the Ravens allowed a single-season franchise-low 17 sacks (also NFL's second-fewest sacks allowed in '06)...Was named the Ravens' assistant O-line coach in his first stint in Baltimore.

2002-05: (with Houston) 2004: Transitioned to QBs coach and guided former No. 1-overall pick David Carr to his best NFL season. **2002:** Joined the expansion Texans as their TEs coach.

1995-2001: (with Carolina) Spent seven seasons with the Panthers, working with a variety of positions including the DBs, LBs and offensive linemen. **1995:** Entered the coaching ranks as an assistant with the expansion Panthers.

COLLEGE: Roman, a three-year letter-winner and two-year starting defensive lineman at John Carroll University, earned All-Ohio Conference honorable mention honors as a senior (1993)...That same season, the Blue Streaks earned a share of the OAC championship...While at John Carroll, Roman helped launch Project H.O.P.E. (Helping Others Through Physical Education) for the developmentally disabled in Northeast Ohio.

PERSONAL: Roman was an All-South Jersey guard at Holy Spirit (Absecon, NJ) HS...Greg and his wife, Dana, have three children: Connor, Gregory and Emily Grace.

2019: A YEAR OF TEAM RECORDS


In 2019, Baltimore shattered single-season franchise records in total touchdowns (64), points (531), total net yards (6,521), rushing yards (3,296) and first downs (386).

TOTAL TDs		POINTS		NET YARDS		RUSHING YARDS	
Rk.	Year	Rk.	Year	Rk.	Year	Rk.	Year
1.	2019	1.	2019	1.	2019	1.	2019
2.	2009	2.	2014	2.	2018	2.	2003
3.	2014	3.	2012	3.	2014	3.	2018



Quick Hit: In his first year as the Ravens' offensive coordinator, Greg Roman was named the 2019 AP NFL Assistant Coach of the Year.





RICHARD ANGULO

ASSISTANT OFFENSIVE LINE COACH

COLLEGE: WESTERN NEW MEXICO
 BORN: 8/13/80, SANTA ANA, CA
 EXP. (NFL/RAVENS): 13/7 (6 PLAYING / 7 COACHING)



RICHARD ANGULO is in his seventh year with the Ravens and his fourth as the team's assistant offensive line coach. In 2019, the Ravens ranked No. 1 in points (33.2) and rushing yards (206.0) per game, while they finished No. 2 in total yards (407.6) en route to a franchise-best 14-2 record and a second-straight AFC North title. With help from the outstanding play of the O-line, the Ravens set a new NFL single-season rushing record (3,296), besting the 1978 Patriots (3,165). Baltimore became the first team in NFL history to average 200 passing and 200 rushing yards per game in a season. The 2019 Ravens also set season team records for TDs (64), points (531), net yards (6,521), rushing yards (3,296), first downs (386) and fewest turnovers (15). In 2018, Baltimore boasted the NFL's No. 2 rushing attack (152.6 ypg), while also racking up the second-most rushing yards (2,441) in franchise history. Impressively, the Ravens produced a then-franchise-record 5,999 total yards. From 2015-16, Angulo served as Baltimore's tight ends coach after being promoted from his original position of offensive coaching intern (2014). In 2016, Angulo guided the Ravens' deep tight ends corps, highlighted by TE Dennis Pitta, who led the NFL in receptions (86) by a tight end and produced the second-most (tied, WR Derrick Mason - 2005) catches in Ravens single-season history. In 2015, Angulo helped lead a young TEs group that contributed to the league's eighth-best passing attack (266.9 ypg) and a franchise record in net passing yards (4,271). During his first season in Baltimore as an offensive coaching intern, he helped provide statistical analysis, self-scouting reports and breakdowns of opposing defenses.

ADDITIONAL CAREER HIGHLIGHTS: Angulo spent two years (2012-13) at Trinity International University as the Trojans' offensive line/strength and conditioning coach. Angulo also has six years of NFL playing experience as a tight end. He was originally a seventh-round draft pick of the St. Louis Rams in 2003 and spent time with the Vikings (2004-06), Bears (2006) and Jaguars (2007-08).

2014-19: (with Baltimore) 2019: Ravens ranked No. 1 in points (33.2) and rushing yards (206.0) per game, while they finished No. 2 in total yards (407.6) en route to a franchise-best 14-2 record and a second-straight AFC North title...Ravens set a new NFL single-season rushing record (3,296), besting the 1978 Patriots (3,165)...Baltimore became the first team ever to average 200 passing and 200 rushing yards per game in a season...G Marshal Yanda capped an illustrious career with his eighth Pro Bowl nod, while T Ronnie Stanley and T Orlando Brown Jr. both earned their first Pro Bowls. **2018:** Posting the NFL's No. 2 rushing attack (152.6 ypg), the Ravens racked up the second-most rushing yards (2,441) in franchise history... Baltimore also produced a then-franchise-record 5,999 total yards, en route to winning the AFC North title...Yanda earned his seventh Pro Bowl nod. **2017:** Helped guide an offensive line that permitted the league's seventh-fewest sacks (27, tied Vikings)... Over the last nine games of the season, Baltimore averaged the league's second-most points per contest (29.4). **2016:** TE Dennis Pitta ranked No. 1 in the NFL in catches (86) by a tight end, while his 86 receptions also stand as the most by a TE in Ravens single-season history and tie (Derrick Mason, 2005) for second overall...Pitta also finished with a career-high 729 receiving yards. **2015:** Helped guide a young TEs group led by Crockett Gillmore, who set career highs in receptions (33), receiving yards (412) and receiving TDs (4) before being placed on Injured Reserve (back)...TE Maxx Williams broke Ravens rookie tight end marks in receptions (32) and receiving yards (268), which were surpassed by TE Mark Andrews in 2018. **2014:** Entered the NFL coaching ranks as an offensive coaching intern...Ravens set then-franchise records in total points (409) and total yards (5,838)...Also permitted 19 sacks, the second fewest in team history (17 in 2006) and in the NFL.

2012-13: (with Trinity International) Spent two seasons as the offensive line/strength and conditioning coach at Trinity International. **2013:** RB Chris Elliott posted his second-

COACHING BACKGROUND

YEARS	COLLEGE/PRO TEAM	POSITION
2012-13	Trinity International University	Offensive Line/Strength and Conditioning
2014	Baltimore Ravens	Coaching Intern (Offense)
2015-16	Baltimore Ravens	Tight Ends
2017-20	Baltimore Ravens	Assistant Offensive Line



RICHARD ANGULO

consecutive 1,000-yard rushing season, becoming the first back in school history to accomplish the feat...QB Steven Anderson became TIU's all-time leader in passing yards. **2012:** Joined the Trojans and helped the offense rank 10th nationally in the NAIA, averaging 446.0 yards per game.

NFL PLAYER: (2003-08) Six-year NFL veteran who played for four teams...Appeared in 27 career games (six starts) and recorded 17 catches for 155 yards (9.1 avg.) and 1 TD in his career. **2007-08: (Jacksonville)** Posted career highs with the Jaguars, appearing in 20 games (six starts) and totaling 16 catches for 144 yards and 1 TD in two seasons. **2004-06: (Minnesota/Chicago)** Played in two games with the Vikings in 2006, recording 1 catch for 11 yards. **2003: (St. Louis)**

Originally drafted in the seventh round by the Rams but did not play in any regular season games.

COLLEGE: Played TE at Western New Mexico, where he originally joined the Mustangs as a walk-on...Angulo was the first player in school history to be drafted or make an NFL active roster...Earned a bachelor's degree in rehabilitation.

PERSONAL: Attended Sandia (Albuquerque, NM) HS, where he lettered in football and basketball...During the 2013 offseason, took part in the Bill Walsh NFL Minority Coaching Fellowship with the Minnesota Vikings...Began his coaching career with a brief stint as TEs coach at Lake Forest (IL) College before joining Trinity...He and his wife, Michelle, have one daughter, Adriana (7).

2019 OFFENSIVE NUMBERS TO RAVE ABOUT

7 – Times in NFL history two teammates each rushed for 1,000 yards in a season, including QB Lamar Jackson (1,206) and RB Mark Ingram II (1,018) in 2019.

7 – Receiving TDs by WR Marquise Brown, tying the Ravens' record by a rookie (Marlon Brown, 2013 & Torrey Smith, 2011).

10 – Receiving TDs by TE Mark Andrews, ranking No. 1 among all NFL TEs and tied (LAR's Cooper Kupp) for second overall in the league (Detroit's Kenny Golloday, 11).

15 – Total TDs by RB Mark Ingram II (10 rushing & 5 receiving), tying RB Ray Rice (2011) for the single-season franchise record. His 15 TDs ranked fourth in the NFL in 2019.



The Ravens' offensive line, led by Pro Bowlers G Marshal Yanda, T Ronnie Stanley and T Orlando Brown Jr., played a key role in the team's record-setting success in 2019.



ANDY BISCHOFF

ASSISTANT TIGHT ENDS COACH

COLLEGE: SOUTH DAKOTA
 BORN: 12/8/70, FARGO, ND
 EXP. (NFL/RAVENS): 8/6



ANDY BISCHOFF is in his sixth year with the Ravens and his fourth working with the tight ends group. Bischoff helps lead a talented group of young tight ends, including Pro Bowl TE Mark Andrews, who led the team with 64 receptions, 852 receiving yards and 10 TDs in 2019. Andrews was an integral part of the offense, which set a number of team records en route to a franchise-best 14-2 season and the AFC North title. The 2019 Ravens established single-season marks for TDs (64), points (531), net yards (6,521), rushing yards (3,296), first downs (386) and fewest turnovers (15). Baltimore ranked No. 1 in points (33.2) and rushing yards (206.0) per game, while they were No. 2 in total yards (407.6). The tight end trio of Andrews, Nick Boyle and Hayden Hurst comprised three of the Ravens' top five receivers in 2019. Bischoff served as offensive assistant/tight ends in 2018, when Baltimore posted a then-franchise-record 5,999 total yards and boasted the NFL's No. 2 rushing attack (152.6 ypg). In 2017, Bischoff aided a tight ends unit that helped the offense finish ranked ninth in points (24.7 ppg) and tied for seventh in both fewest giveaways (17) and sacks allowed (27). In 2016, he split time with the quarterbacks and wide receivers, helping QB Joe Flacco set a franchise record with 4,317 passing yards. Additionally, WR Mike Wallace tallied his third-career 1,000-yard season (1,017 on 72 receptions), while WR Steve Smith Sr. registered 70 catches for 799 yards and a team-high 5 TDs. In 2015, Bischoff was part of a Baltimore offense that posted a single-season franchise-record 4,271 net passing yards. Bischoff originally joined the NFL coaching ranks with the Chicago Bears in 2013 as the TEs coach/staff coordinator, where they set a single-season franchise-record with 6,109 total net yards on offense. In 2014, Bischoff tutored a group led by TE Martellus Bennett, who finished first in receptions (90) and third in receiving yards (916) among NFL tight ends, and earning a trip to the Pro Bowl.

2015-19: (with Baltimore) 2019: Ravens ranked No. 1 in points (33.2) and rushing yards (206.0) per game, while they finished No. 2 in total yards (407.6) en route to a franchise-best 14-2 record and a second-straight AFC North title...Ravens set a new NFL single-season rushing record (3,296), besting the 1978 Patriots (3,165)...Baltimore became the first team ever to average 200 passing and 200 rushing yards per game in a season...TE Mark Andrews, who led the team with 64 receptions, 852 receiving yards and 10 TDs catches, earned his first-career Pro Bowl nod...Ravens TEs comprised three of the top five in receptions on the team. **2018:** Rookie TEs Hayden Hurst (first round) and Andrews (third round) were selected in the NFL Draft...Andrews set the record for most receiving yards (552) and receptions (34) in a season by a Ravens' rookie TE, also finishing No. 1 among all NFL rookie TEs in yards...Baltimore posted a then-franchise-best 5,999 total net yards. **2017:** TE Benjamin Watson led the team in receptions (61) and recorded 522 receiving yards...The Ravens produced the NFL's ninth-ranked scoring attack (24.7 ppg). **2016:** QB Joe Flacco set a franchise record with 4,317 passing yards, adding 20 TDs, and WR Mike Wallace posted his third-career 1,000-yard season. **2015:** An offense that lost six Week 1 starters to Injured Reserve ranked eighth in the NFL with a single-season franchise-record 4,271 net passing yards with four different starting quarterbacks.

2013-14: (with Chicago) 2014: TE Martellus Bennett set career highs with 90 receptions, 916 receiving yards and 6 TDs, earning Pro Bowl alternate honors...Coached a tight ends unit that blocked for RB Matt Forte, who rushed for 1,038 yards and set an NFL single-season record for most receptions by a RB (102). **2013:** Bennett ranked in the Top 10 among NFL TEs with 65 catches (tied eighth) and 759 receiving yards...The efforts by the TEs helped Forte set career highs in rushing yards (1,339) and TDs (9).

COACHING BACKGROUND

YEARS	COLLEGE/PRO TEAM	POSITION
1993-2007	Cretin-Derham Hall HS (MN)	Offensive Line/Asst. HC/Offensive Coordinator
2008-09	Montreal Alouettes (CFL)	Running Backs/Offensive Quality Control
2010-12	Montreal Alouettes (CFL)	RBs/Special Teams Coord./Asst. to the HC
2013-14	Chicago Bears	Tight Ends/Staff Coordinator
2015	Baltimore Ravens	Offensive Quality Control
2016-17	Baltimore Ravens	Offensive Assistant
2018	Baltimore Ravens	Offensive Assistant/Tight Ends
2019-20	Baltimore Ravens	Assistant Tight Ends



ANDY BISCHOFF

2008-12: (with CFL's Montreal Alouettes) 2012: The Alouettes finished first in the CFL's East Division. **2011:** Helped guide RB Brandon Whitaker to career highs in rushing yards (1,381), receiving yards (638), catches (72) and TDs (5). **2010:** Montreal clinched its second-straight Grey Cup title defeating Saskatchewan...Named the special teams coordinator/assistant to the head coach (Marc Trestman). **2009:** The Alouettes advanced to the Grey Cup for the second-consecutive season and defeated Saskatchewan... Under Bischoff's guidance, RB Avon Cobourne produced his first 1,000-yard season, led the CFL in rushing TDs (13) and was named the Grey Cup MVP. **2008:** Joined the Alouettes as the running backs/offensive quality control coach.

1993-2007: (with Cretin-Derham Hall HS, St. Paul, MN) In his first coaching role, Bischoff was the offensive line coach/run game coordinator/co-offensive coordinator (1993-

2003) before becoming the assistant head coach/offensive coordinator (2004-07)...Won 168 of 190 games and earned a state title (1999)...Coached 18 offensive linemen and three tight ends that received Division-I scholarships and played in the NFL, including former Ravens C Matt Birk...Served as the dean of students for 10 years.

COLLEGE: Earned his B.A. in education from South Dakota in 1994...Was a three-year letterman as a center.

PERSONAL: Received a post master's license in administration from St. Mary's University (2006) after earning a master's degree in education administration from Mankato State University in 1998...Bischoff is married to the former Brittany Fleming, and together, they have two daughters (Makena, 21 and Morgan, 18) and a son (Jay, 5).

FINAL 2019 OFFENSIVE NFL RANKINGS



1ST – Points Per Game (33.2)

1ST – Rushing Yards Per Game (206.0)

1ST – Fourth-Down Percentage (70.8)

1ST – Touchdown Drives (58)

1ST – Points Per Drive (2.9)

2ND – Total Yards Per Game (407.6)

2ND – Red Zone Touchdown Percentage (67.2)

2^{ND [T]} – Third-Down Percentage (47.1)

3RD – Yards Per Play (6.13)

3^{RD [T]} – Giveaways (15)



The Ravens' trio of tight ends (Mark Andrews [89], Hayden Hurst [81] and Nick Boyle [86]) accounted for three of the team's Top 5 receptions leaders in 2019. The Pro Bowler Andrews led the team with with 64 receptions, 852 receiving yards and 10 TDs.



RANDY BROWN

SPECIAL TEAMS COACH

COLLEGE: CATAWBA
 BORN: 7/30/67, MARLTON, NJ
 EXP. (NFL/RAVENS): 17/13



RANDY BROWN enters his 13th season coaching the Ravens' specialists. Brown has worked with John Harbaugh since Brown coached with the Eagles (2004-05). Originally joining Baltimore in 2008 as a kicking consultant, Brown has helped coach five Pro Bowl Ravens: LS Morgan Cox (2015, 2016 & 2019), K Justin Tucker (2013, 2016 & 2019), P Sam Koch (2015), K Billy Cundiff (2010) and K Matt Stover (last kicked for the Ravens in 2008 but earned All-Star honors in 2000 prior to Brown's arrival). Under his guidance, Tucker ranks as the most accurate kicker in NFL history (265-of-292, 90.8%), while Koch holds Ravens records for punts inside the 20 (405) and gross (45.4) and net (39.5) punting averages. Since his initial NFL campaign in 2012 (Baltimore's Super Bowl XLVII Championship season), Tucker owns the NFL's most FGM (265) and most points (1,093)...Koch and Cox each earned their first-career Pro Bowl nods in 2015 after producing the NFL's second-best net (42.9) and ninth-best gross (46.7) punting averages. In the annual special teams report from senior NFL writer Rick Gosselin, Baltimore was ranked in the NFL's Top 6 for seven-straight seasons (from 2012-18), including first in 2015. (Gosselin's report is recognized by NFL teams as a special teams measuring stick.) No other NFL team was in the Top 6 (or even Top 10) in those seven seasons.

ADDITIONAL COACHING HIGHLIGHTS: A former mayor in New Jersey, Brown spent time coaching with the Eagles and also as a consultant for various pro teams and college teams, including the Chicago Bears and Tennessee-Chattanooga.

2008-19: (with Baltimore) 2019: Mentored the team's outstanding specialists, including All-Pro K Justin Tucker, who connected on 28-of-29 FGAs (96.6%), scoring a franchise-record 141 points for the fourth-straight season...Tucker is the NFL's only kicker to surpass the 140-point mark in each of the past four years...In Week 6, Tucker became the fastest pure kicker in NFL history (118 games) to score 1,000 career points...Tucker (third) and LS Morgan Cox (third) were Pro

Bowlers. **2018:** Tucker earned first-team All-Pro honors after connecting on 35-of-39 FGA and scoring a franchise-record 141 points for the third-straight season...Tucker became the first kicker in NFL history to produce six seasons with 30-plus FGM and fastest to reach 900 career points (107 games). **2017:** Tucker earned second-team All-Pro honors after connecting on 34-of-37 FGAs and tying his franchise record of 141 total points...Tucker scored his 800th-career point, becoming the fastest pure kicker in league history to reach the milestone...P Sam Koch placed a league-leading 40 punts inside the 20, adding an NFL-best 16 punts inside the 10. **2016:** Tucker connected on a league-best 38-of-39 FGAs, posting the fifth-best percentage in NFL single-season history...He made 35-straight FGs at one point...An NFL single-season record 24 of Tucker's 38 FGs made came from 40 yards or beyond, while his 10 FGs of 50-plus yards tied (Blair Walsh, 2012) for most in NFL history...Tucker was a perfect 10-for-10 from 50 yards and out, earning first-team All-Pro and Pro Bowl honors. **2015:** Baltimore's special teams ranked No. 1 in the NFL by Rick Gosselin of *The Dallas Morning News* and produced two Pro Bowlers in Koch and Cox...Koch registered 42.9 net and 46.7 gross averages, ranking second and ninth in the NFL, respectively...Tucker tied for second in the NFL with 33 FGM, including 3 game-winning boots. **2014:** Tucker tallied 129 points, converting 29 of 34 attempts...Koch produced the NFL's No. 3 gross (47.4) and No. 1 net (43.3) averages, both setting Ravens' single-season records. **2013:** Tucker earned his first Pro Bowl and set team records in FGM (38), FGAs (41) and points (140, since broken), hitting 33-straight FGs at one point. **2012:** As a rookie, Tucker converted 30-of-33 FGAs, and Koch posted a 40.8 net average, en route to Baltimore's Super Bowl victory. **2011:** K Billy Cundiff recorded a career-high 122 points, also registering 44 touchbacks. **2010:** Cundiff, who earned his first Pro Bowl, tied an NFL mark with 40 touchbacks (since kickoffs moved back to the 30-yard line)

COACHING BACKGROUND

YEARS	COLLEGE/PRO TEAM	POSITION
1989	Catawba College	Kicking Coach
1990-93	Cherokee (NJ) High School	Special Teams Coordinator
1994-97	Holy Cross (NJ) High School	Special Teams Coordinator
1998-2000	Chicago Bears	Kicking Coach
2000-02	Multiple College/Pro Teams	Kicking Consultant
2003	Tennessee-Chattanooga	Special Teams Coordinator
2004-05	Philadelphia Eagles	Kicking Coach
2008-18	Baltimore Ravens	Kicking Consultant
2019	Baltimore Ravens	Assistant Special Teams
2020	Baltimore Ravens	Special Teams



RANDY BROWN

and connected on 26-of-29 FGAs)...Koch, whose 39 punts inside the 20 ranked No. 2 in the NFL, was named a Pro Bowl alternate. **2008:** Joined the Ravens as a kicking consultant.

2004-05: (with Philadelphia) 2004: Helped coach Eagles K David Akers, who earned his third Pro Bowl after hitting 27-of-32 FGAs and 41-of-42 PATs...P Dirk Johnson registered 42.1 gross and 37.4 net averages.

2003: (with Tennessee-Chattanooga) The Mocs produced a school-record 1,336 yards on 65 KORs and set a single-game conference record with 259 KOR yards vs. Vanderbilt.

2000-02: (with multiple pro and college teams) Served as a kicking consultant for various pro and college teams, while running several national kicking camps.

1998-2000: (with Chicago) 1998: K Jeff Jaegar produced 90 points by converting 21-of-26 FGAs...P Todd Sauerbrun posted 49.4 gross and 42.1 net averages.

COLLEGE: Was a four-year letterman (1985-88) at placekicker for Catawba, where he posted 234-career points...Earned NAIA All-America recognition, All-South Atlantic Conference honors and Academic All-American accolades in 1988...Set five Catawba kicking records and was a 2008 inductee into the school's Hall of Fame.

PERSONAL: Brown was elected mayor of Evesham Township, NJ, in 2007, a post he held until 2018...Has worked in TV and radio broadcasting, including with Comcast SportsNet, WIP Radio and ESPN Radio in Philadelphia...Prepped at Cherokee (Marlton, NJ) HS, where he played football, baseball and soccer...He and his wife, Trisha, have two daughters, Ryan (14) and Mackenzie (12), and a son, Tyler, who is a special teams coach at Michigan.


TUCKER RANKS NO. 1

K Justin Tucker, the most accurate kicker ever, owns a 90.8% success mark. In 2019, for the fourth-consecutive season, he scored exactly 141 points. The four 141-point outputs by Tucker tie for the Ravens' single-season scoring record and make him the NFL's only kicker to surpass the 140 mark in each of the past four years (2016-19).

BEST CAREER FIELD GOAL PERCENTAGE (NFL History / Min. 100 Att.)

Rk.	Player	FGM	FGA	Pct.
1.	Justin Tucker (Bal.)	265	292	90.8
2.	Harrison Butker (KC)	96	107	89.7
3.	Josh Lambo (Jax.)	123	139	88.5
4.	Wil Lutz (NO)	119	136	87.5
5.	Stephen Gostkowski (FA)	374	428	87.4





JOE CULLEN

DEFENSIVE LINE COACH

COLLEGE: MASSACHUSETTS
 BORN: 12/15/67, QUINCY, MA
 EXP. (NFL/RAVENS): 14/5



JOE CULLEN enters his fifth year as the Ravens' defensive line coach. A defensive line specialist, Cullen has 31 years of coaching experience, including 13 in the NFL with five teams (Bal., TB, Cle., Jax. and Det.). In 2019, the Ravens upheld Baltimore's strong defensive tradition, allowing the NFL's third-fewest points (17.6) and fourth-fewest net yards (300.6) per game. Led by strong play from the defensive front, the team also ranked No. 5 against the run (93.4 ypg) and No. 6 vs. the pass (207.2 ypg). In 2018, the Ravens produced the NFL's No. 1 defense, allowing 292.9 yards per game. Baltimore also permitted the league's second-fewest points per game (17.9), ranked third in third-down defense (34.1) and was fourth in rushing yards allowed (82.9 ypg). Standout DT Brandon Williams earned his first Pro Bowl, while DT Michael Pierce received high grades from various analytic outlets. In 2017, Cullen guided a D-line that contributed to Baltimore allowing just 18.9 points per game (NFL's sixth-best mark) and tied for 11th with 41 sacks. In 2016, Cullen guided a D-line that contributed to Baltimore allowing just 89.4 rushing yards per game (NFL's fifth-best mark). Led by Williams, the Ravens extended their NFL record to 21-consecutive seasons of not permitting over 4.0 yards per carry (3.7 in 2016). Williams, named a second alternate to the Pro Bowl in 2016, ranked third among all NFL nose tackles by posting 51 total tackles, while DT Timmy Jernigan tallied 5 sacks (second on the team and tied for third among AFC DTs).

2016-19: (with Baltimore) In Cullen's first four seasons (2016-19) with Baltimore overall, the Ravens ranked first in total defense (310.2 ypg), second each in points allowed per game (18.6) and run defense (94.2 ypg), third in takeaways (104) and fifth in yards per carry allowed (3.99)...The D-line also helped allow the league's seventh-fewest rushing TDs (45). **2019:** Ravens allowed the NFL's third-fewest points (17.6) and fourth-fewest net yards (300.6) per game. **2018:** With standout efforts from DT Michael Pierce and DT Brandon

Williams (who earned his first Pro Bowl), the Ravens boasted the NFL's No. 1 defense (292.9 ypg) and permitted the league's second-fewest points per game (17.9)...Baltimore ranked third in third-down defense (34.1) and fourth in rushing yards allowed (82.9 ypg), en route to winning the AFC North title... Baltimore also had three players post at least 7 sacks (OLB Za'Darius Smith - 8.5, OLB Matthew Judon - 7 and OLB Terrell Suggs - 7)...Baltimore's 104 QB hits ranked sixth in the league. **2017:** The Ravens finished with the NFL's 12th-ranked defense (325.1 ypg) and were sixth in points allowed (18.9 ppg)...Over the final 10 weeks of the season, Baltimore produced the league's third-best run defense (84.8 ypg) and allowed the fifth-fewest runs of 10+ yards (18). **2016:** The Ravens' defense ranked seventh overall (322.1 ypg) and fifth vs. the run (89.4 ypg)...NT Brandon Williams' 51 total tackles ranked third among all NFL nose tackles, while his 34 solo stops were second...DT Timmy Jernigan posted 5 sacks (second on the team), tying (Jurrell Casey, Ndamukong Suh & Kyle Williams) for the AFC's third most...Jernigan's 9 TFL also ranked sixth among AFC DTs.

2014-15: (with Tampa Bay) Over two seasons with Cullen guiding the Bucs' D-line, Tampa Bay ranked No. 7 in the NFL in combined TFL (173) and sacks (74). **2015:** The Bucs' defense ranked 10th overall in total yards allowed per game (340.4) and second in yards per rush, permitting a staunch 3.4-yard per carry average...Bucs were also 10th in the NFL in sacks per pass play...Their D-line accounted for 27.5 of the team's 38 sacks, including a team-leading 8.5 by DT Gerald McCoy, who earned his fourth-straight Pro Bowl... The 8.5 ranked fourth among NFL DTs. **2014:** Joined the Bucs as defensive line coach and guided a group that tallied 33 sacks, tying for fourth among NFL D-lines...Pass rush was led by McCoy, whose 8.5 sacks tied for the third most by an NFL DT...The Bucs' run "D" held opponents to 3.9 yards per carry, the NFL's seventh-lowest mark.

COACHING BACKGROUND

YEARS	COLLEGE/PRO TEAM	POSITION
1990	Massachusetts	Running Backs
1991	Massachusetts	Defensive Line
1992-96	Richmond	Defensive Line
1997-98, 2000	Richmond	Defensive Coordinator
1999	Louisiana State	Defensive Line
2001	Memphis	Defensive Line
2002-03	Indiana	Defensive Line
2004	Indiana	Defensive Coordinator
2005	Illinois	Defensive Assistant
2006-08	Detroit Lions	Defensive Line
2009	Idaho State	Defensive Line
2010-12	Jacksonville Jaguars	Defensive Line
2013	Cleveland Browns	Defensive Line
2014-15	Tampa Bay Buccaneers	Defensive Line
2016-20	Baltimore Ravens	Defensive Line



JOE CULLEN

2013: (with Cleveland) Browns had one of the best defensive turnarounds in team history...After finishing 23rd in the league in 2012, Cleveland ranked ninth in total defense (332.4 ypg) in 2013, marking the team's best finish since 1994...The D-line helped limit opponents to an average of 3.9 yards per rush (eighth in the NFL) and marked the team's lowest average in 18 years...Cleveland also posted 40 sacks, its most since 2001.

2010-12: (with Jacksonville) Cullen spent three seasons as the Jaguars' defensive line coach, helping develop defensive tackle Tyson Alualu, the 10th-overall pick in 2010...Under Cullen, Alualu started all 48 games and led the club in sacks (3.5) in 2012. **2011:** DE Jeremy Mincey recorded career-best totals with 57 tackles and a team-leading 8 sacks and 4 FFs...Jaguars ranked No. 6 in the NFL in yards allowed (313.0 ypg), improving from 28th in 2010... Also finished fifth in the league in yards per carry (3.8), improving from 30th the previous season.

2009: (with Idaho State) Served as defensive line coach.

2006-08: (with Detroit) Spent three seasons as the Lions' defensive line coach...Under Cullen, a number of players recorded career-best sack totals, including Shaun Rogers (7 in 2007), Jared DeVries (6.5 in 2007), Dewayne White (6.5 in 2007 & 2008) and Cory Redding (8 in 2006). **2008:** Lions finished 10th in the NFL in sacks per pass attempt...Also helped develop Cliff Avril, who led all rookies in sacks (5) and FFs (4). **2007:** Detroit tied for ninth in sacks with 37.

2005: (with Illinois) Spent one season as a defensive assistant with the Illini.

2002-04: (with Indiana) **2004:** In his final season at Indiana, as its defensive coordinator, Cullen helped the Hoosiers defeat two ranked teams in the same season for the first time since 1989. **2002:** Joined the Hoosiers as defensive line coach.

2001: (with Memphis) Coached the Tigers' defensive line.

1999: (with Louisiana State) Was LSU's defensive line coach.

1992-98, 2000: (with Richmond) Spent eight seasons at Richmond, including three as defensive coordinator (1997-98, 2000)...The Spiders led the Atlantic 10 in total defense in all three seasons he served as coordinator. **2000:** Defense ranked fourth nationally vs. the run and 14th in scoring, despite playing the country's toughest schedule...Recorded a 10-3 record and an appearance in the I-AA quarterfinals. **1998:** Richmond was 9-2 and won the Atlantic 10 title, advancing to the I-AA playoffs.

1990-91: (with Massachusetts) Began his coaching career at his alma mater, first overseeing the running backs in 1990 and then the defensive line in 1991.

COLLEGE: Played nose guard at UMass from 1986-89, where he was a team captain and a three-time All-Conference honoree...Earned his bachelor's degree in sports management.

PERSONAL: Joe and his wife, Andrea, were married in June 2013 and have three daughters: Julia (5), Justina (3) and Jenna (1).

"Coach Cullen is one of the most intense, passionate and knowledgeable people I've ever been around during my time playing football. He expects a lot from his players, but that's because he holds himself to the highest standard, as well. He's a guy who believes in you and does everything in his power to make you perform at your very best."

– DT Brandon Williams

A DISRUPTIVE DEFENSE



Over **Joe Cullen's** first four seasons (2016-19) coaching for Baltimore, the Ravens' defense ranked first in total defense (310.2 ypg), second each in points allowed per game (18.6) and run defense (94.2 ypg), third in takeaways (104) and fifth in yards per carry allowed (3.99).

NFL TOTAL YARDS ALLOWED / PER GAME (2016-19)

Rk.	Team	YPG
1.	Baltimore Ravens	310.2
2.	Minnesota Vikings	310.5
3.	Pittsburgh Steelers	320.2
4.	Chicago Bears	322.4
5.	Jacksonville Jaguars	323.7



JOE D'ALESSANDRIS

OFFENSIVE LINE COACH

COLLEGE: WESTERN CAROLINA
BORN: 4/29/54, SEWICKLEY, PA
EXP. (NFL/RAVENS): 12/4



JOE D'ALESSANDRIS (pronounced dell-ah-SAN-dress), a 42-year coaching veteran, enters his fourth season as Baltimore's offensive line coach. "Joe D" has extensive experience guiding and developing linemen, both in the collegiate ranks and pros. In his three full seasons in Baltimore, D'Alessandris has mentored several young offensive linemen, including LT Ronnie Stanley and RT Orlando Brown Jr., both of whom earned their first Pro Bowls in 2019. That season, the Ravens posted the best offensive campaign in team history and their second-straight AFC North title, helping the team to a franchise-best 14-2 record. Led by 2019 NFL MVP QB Lamar Jackson, the Ravens ranked No. 1 in points (33.2) and rushing yards (206.0) per game, while they finished No. 2 in total yards (407.6). The Ravens set a new NFL single-season rushing record (3,296), besting the 1978 Patriots (3,165). Baltimore became the first team ever to average 200 passing and 200 rushing yards per game in a season. The 2019 Ravens also set season team records for TDs (64), points (531), net yards (6,521), rushing yards (3,296), first downs (386) and fewest turnovers (15). Since transitioning to the NFL in 2008, D'Alessandris has mentored players for the Chiefs, Bills, Chargers and Ravens. Prior to his time in the NFL, he tutored players in the NCAA, Canadian Football League and World League.

2017-19: (with Baltimore) Ravens ranked No. 1 in points (33.2) and rushing yards (206.0) per game, while they finished No. 2 in total yards (407.6) en route to a franchise-best 14-2 record and a second-straight AFC North title...Ravens set a new NFL single-season rushing record (3,296), besting the 1978 Patriots (3,165)...Baltimore became the first team ever to average 200 passing and 200 rushing yards per game in a season...Three Ravens O-linemen earned Pro Bowl honors: RT Orlando Brown Jr. (1st), LT Ronnie Stanley (1st) and RG Marshal Yanda (8th). **2018:** Coached an O-line that helped Baltimore produce the NFL's No. 2 rushing attack (152.6 ypg) and record the second-most rushing yards (2,441) in Ravens

history...Baltimore also posted a then-franchise-record 5,999 total yards...RG Marshal Yanda earned his seventh Pro Bowl, helping the team earn the AFC North division title. **2017:** Baltimore finished ninth in points (24.7 ppg) and seventh (tied) in both fewest giveaways (17) and sacks allowed (27) despite early season O-line injuries.

2013-15: (with San Diego) Led the Chargers' O-line for three seasons, developing talented linemen LT King Dunlap and G/T D.J. Fluker, who signed as a free agent with the Ravens in May 2020. **2014:** Despite being riddled with injuries, the line protected QB Philip Rivers, who threw for 4,286 yards and 31 TDs. **2013:** Chargers made the playoffs and allowed only 30 sacks, tying for the NFL's fourth fewest...Team also ran for over 100 yards in 12 of 16 games.


2010-12: (with Buffalo) Spent three seasons as the O-line coach, during a span in which the Bills allowed the NFL's fifth fewest sacks (87)...Buffalo also registered the league's fourth-best rushing average (4.75). **2012:** Buffalo produced the NFL's No. 6 ground attack (138.6 ypg)...RB C.J. Spiller rushed for 1,244 yards. **2011:** Bills led the NFL in fewest sacks allowed (23), which also marked Buffalo's third fewest during a 16-game season...RB Fred Jackson (934) and Spiller (561) combined to produce 1,495 rushing yards and 10 TDs. **2010:** Hired as O-line coach and tutored a unit that helped Jackson rush for 927 yards.

2008-09: (with Kansas City) Spent two seasons as assistant O-line coach. **2009:** G Brian Waters earned his first Pro Bowl, and RB Jamaal Charles collected his first 1,000-yard rushing season. **2008:** Made his NFL coaching debut with the Chiefs.

2002-07: (with Georgia Tech) Developed a number of standout linemen by preparing them for the NFL, including T Nat Dorsey, who was drafted by Minnesota (2004), G Mansfield Wrotto (Seattle, 2007) and G Andrew Gardner (Miami, 2009)... Behind its O-line, Tech posted an ACC-best 2,591 rushing

COACHING BACKGROUND

YEARS	COLLEGE/PRO TEAM	POSITION
1977-78	Western Carolina	Graduate Assistant
1979-83	Livingston University	Offensive Coordinator & Offensive Line
1984-85	Memphis	Offensive Line
1986-89	Tennessee-Chattanooga	Offensive Coordinator & Offensive Line
1990	Ottawa (Canadian Football League)	Offensive Line
1991-92	Birmingham (World League)	Offensive Line
1993	Samford	Offensive Line & Asst. Head Coach
1994	Texas A&M	Offensive Line
1995	Memphis (Canadian Football League)	Offensive Line
1996	University of Pittsburgh	Offensive Line
1997-2001	Duke	Offensive Line
2002-07	Georgia Tech	Offensive Line
2008-09	Kansas City Chiefs	Assistant Offensive Line
2010-12	Buffalo Bills	Offensive Line
2013-15	San Diego Chargers	Offensive Line
2017-20	Baltimore Ravens	Offensive Line



JOE D'ALESSANDRIS

"Joe D'Alessandris does a great job [of coaching the offensive line]. He's a great football coach. It starts with that. It starts with Joe. Joe is old school. He teaches techniques the way that they've been taught for a long time, proven stuff, and he does it the right way."
– Head Coach John Harbaugh

yards (199.3 ypg) in 2007...RBs P.J. Daniels (1,447 in 2003) and Tashard Choice (1,473 in 2006 & 1,379 in 2007) led the ACC in rushing...In 2005, Tech allowed an ACC-low 10 sacks.

1997-2001: (with Duke) Coached the Blue Devils' O-line for five years...Tutored several linemen who went on to play in the NFL, including G Lenny Friedman, who was drafted in the second round by Denver ('99) and enjoyed a 10-year pro career, and T Drew Strojny (a 2004 pick by the NYG)...Also coached future NFL players C Troy Andrew (Miami) and C Shawn Lynch (Arizona), who signed as rookie free agents.

1977-96: D'Alessandris spent the early part of his career coaching the offensive line position both in the collegiate ranks, CFL and World League...Entered the full-time coaching ranks as the O-line coach for Livingston University, following two years as a graduate assistant at his alma mater (Western

Carolina)...In 1994 with Texas A&M, the Aggies finished 10-0-1 and averaged 172.0 rushing yards per game.

COLLEGE: Earned four letters at guard at Western Carolina... Team MVP and captain as a senior...Graduated with degrees in parks & recreation and health & physical education, also later earning a master's in education...While working toward his master's, he began coaching as a GA for the Catamounts.

PERSONAL: A native of Aliquippa, PA, he attended Center HS...Inducted into the Western Carolina University Athletic Hall of Fame in 2018...Was also inducted in 2010 into the Beaver County (PA) Sports Hall of Fame and Center High School Hall of Fame...Joe and his wife, Toni, have three daughters: Kelly, Emily and Anna...Kelly is married to Eric, while Anna and her husband, Allen, have a son (Maxwell) and daughter (Ella Murray).

OFFENSIVE LINE HELPS RUSHING ATTACK SET RECORD IN 2019

MOST RUSHING YARDS / 16-GAME NFL SINGLE-SEASON HISTORY

Rk.	Team (Year)	Yards	Avg.	Att.
1.	Baltimore Ravens (2019)	3,296	5.53	596
2.	New England Patriots (1978)	3,165	4.72	671
3.	Kansas City Chiefs (1978)	2,986	4.50	663
4.	Chicago Bears (1984)	2,974	4.41	674
5.	Atlanta Falcons (2006)	2,939	5.47	537





BOBBY ENGRAM

TIGHT ENDS COACH

COLLEGE: PENN STATE

BORN: 1/7/73, CAMDEN, SC

EXP. (NFL/RAVENS): 22/7 (14 PLAYING, 8 COACHING)



BOBBY ENGRAM, who enjoyed a 14-year NFL playing career, is in his seventh season with the Ravens and his second as the team's tight ends coach. Engram spent his first five seasons in Baltimore guiding the wide receivers. In 2019, Ravens tight ends were an integral part of the team's record-setting offense and 14-2 franchise-best season. Mark Andrews, who earned his first Pro Bowl, led the team with 64 receptions, 852 receiving yards and 10 receiving TDs. Nick Boyle and Hayden Hurst rounded out the trio that accounted for three of the team's Top 5 receptions leaders. The 2019 Ravens ranked No. 1 in points (33.2) and rushing yards (206.0) per game, while they finished No. 2 in total yards (407.6). The Ravens set a new NFL single-season rushing record (3,296), besting the 1978 Patriots (3,165). Baltimore became the first team ever to average 200 passing and 200 rushing yards per game in a season. The 2019 Ravens also set season team records for TDs (64), points (531), net yards (6,521), rushing yards (3,296), first downs (386) and fewest turnovers (15). In 2018, Baltimore's offense produced a then-franchise-record 5,999 total net yards. In Engram's third year (2016) guiding Baltimore's receivers, Engram's group helped record the second-most net passing yards in team history (4,100), including a franchise-best 4,317 passing yards by QB Joe Flacco. Engram also helped WR Mike Wallace achieve his third-career 1,000-yard campaign (1,017 yards on 72 receptions) in the receiver's first season with the team. WR Steve Smith Sr., in his 16th and final campaign, led the team with 5 TD receptions, adding 70 catches and 799 yards in 2016. Smith Sr. finished his illustrious career ranked seventh on the NFL's all-time receiving yards chart (14,731) and 12th in receptions (1,031). Prior to entering the coaching ranks, Engram's successful NFL playing career spanned 14 seasons (1996-2009) and three teams (Chicago, Seattle and Kansas City). Originally a second-round draft pick by the Bears, Engram played in 176 career games, totaling 650 receptions for 7,751 yards and 35 TDs.

ADDITIONAL COACHING HIGHLIGHTS: In 2015, the Ravens set a single-season record by averaging 266.9 passing yards

per game despite several key injuries. In 2014, Engram's corps boasted both a 1,000-yard receiver (Smith Sr.) and a wideout who scored a team-leading 11 TDs (Torrey Smith). The Ravens finished eighth in the NFL in scoring with a franchise-record 409 total points (25.6 ppg). The longtime NFL wideout also spent two seasons (2012-13) coaching receivers at the University of Pittsburgh. In his first year with the Panthers, two of Engram's receivers (Mike Shanahan & Devin Street) earned All-Big East honors, the first time in school history the feat had been accomplished in the same season. Both players had the best statistical production of their careers. Shanahan tallied 983 yards on 62 receptions, while Street had 975 yards on 73 catches, nearly giving Pitt an unprecedented two 1,000-yard receivers in the same season. In 2011, Engram began his coaching career with the San Francisco 49ers as an offensive assistant.

2014-19: (with Baltimore) 2019: Engram led a tight ends group that was an integral part of the team's record-breaking offense...Ravens set season team records for TDs (64), points (531), net yards (6,521), rushing yards (3,296), first downs (386) and fewest turnovers (15)...TE Mark Andrews, who led the team in receptions (64), receiving yards (852) and TD catches (10), earned his first Pro Bowl nod...Andrews' 10 receiving TDs ranked No. 1 among NFL tight ends and tied (Cooper Kupp) for second by all players...TEs Nick Boyle and Hayden Hurst were key blockers in the team's No. 1 rushing attack (206.0 ypg)... Baltimore led the NFL in scoring (33.2 ppg). **2018:** Ravens set a then-franchise record with 5,999 total net yards...WR John Brown led Baltimore with 715 receiving yards and 5 TDs on 42 catches...His 17.0 yards per catch ranked fourth best in the NFL...WR Willie Snead IV had a team-high 62 receptions, with 37 of those earning first downs. **2017:** Baltimore finished the year ranking ninth overall in points per game (24.7)...Over the season's last nine games, the Ravens scored the NFL's second-most points per contest (29.4)...WR Mike Wallace led the WRs corps, posting a team-high 748 receiving yards and 4 TDs on 52 catches (second most). **2016:** Engram's receivers helped

COACHING BACKGROUND

YEARS	COLLEGE/PRO TEAM	POSITION
2011	San Francisco 49ers	Offensive Assistant
2012-13	University of Pittsburgh	Wide Receivers
2014-18	Baltimore Ravens	Wide Receivers
2019-20	Baltimore Ravens	Tight Ends



BOBBY ENGRAM

QB Joe Flacco set a single-season franchise record with 4,317 passing yards...Wallace led the team and recorded his third-career 1,000-yard campaign (1,017 yards on 72 catches), including the longest offensive play in Ravens regular season history with a 95-yard TD reception vs. Pit. (11/6)...Wallace also had an NFL-high 5 receptions of at least 50 yards...WR Steve Smith Sr. led the team with 5 TD receptions in his final NFL season. **2015:** Ravens set a franchise record by averaging 266.9 passing yards per game, despite having four starting QBs (Flacco, Matt Schaub, Jimmy Clausen and Ryan Mallett) for the first time in team history...WR Kamar Aiken, had a breakout year, filling in for the veteran Smith Sr. (Achilles/back), who missed nine games...Aiken posted team highs in catches (74), receiving yards (944) and receiving TDs (5). **2014:** In his first season, Engram guided a talented Ravens receiving corps that boasted a 1,000-yard receiver in Smith Sr. and the team leader in touchdowns in WR Torrey Smith (11)...Smith Sr. led the team with 79 receptions for 1,065 yards, including a season-long 80-yard TD...Torrey Smith's 11 receiving TDs ranked second most in single-season team history (Michael Jackson, 14 in 1996)...Ravens set then-franchise records with 409 points scored and 5,838 yards...Joined Ravens as wide receivers coach.

2012-13: (with University of Pittsburgh) 2013: Engram guided WR Tyler Boyd to a record-breaking freshman season...Boyd (85 catches for 1,174 yards) earned All-ACC and Freshman All-American honors while breaking freshman school receiving records previously held by Arizona Cardinals Pro Bowl WR Larry Fitzgerald. **2012:** In his first campaign as the Panthers' wide receivers coach, two of Engram's wide receivers (Mike Shanahan and Devin Street) earned All-Big East honors in the same season, the first time in school history the feat had been accomplished...Both players each tallied nearly 1,000 receiving yards (Shanahan, 62 catches for 983 yards and Street, 73 catches for 975 yards).

2011: (with San Francisco) Entered the coaching ranks as an offensive assistant under then-first-year head coach Jim Harbaugh and the 49ers, who earned a trip to the NFC Championship game.

NFL PLAYER (1996-2009): Engram, who was a 1996 second-round pick (No. 52 overall) out of Penn State by the Bears, spent five seasons in Chicago...In 2001, he signed as a free agent with the Seahawks and played eight seasons (2001-08) in Seattle before finishing his career with the Kansas City Chiefs (2009)...In 176 games (113 starts), he compiled 650 receptions for 7,751 yards and 35 TDs...Engram also played in nine NFL postseason contests, including Super Bowl XL (2005) as a member of the Seahawks, posting 6 catches for 70 yards against the Pittsburgh Steelers. **2009: (with KC)** Played in his final NFL season with the Chiefs. **2001-08: (with Sea.)** Totaled 4,859 yards on 399 receptions and 18 TDs in Seattle. **2007:** Set career highs with 94 receptions and 1,147 receiving yards and tied his career best with 6 TDs...The 94 catches are a Seahawks' single-season record (tied, Doug Baldwin, 2016). **2005:** Voted as Seattle's recipient of the Ed Block Courage

Award. **1996-2000: (with Chi.)** In his first five NFL seasons, registered 246 catches for 2,831 yards and 17 TDs for Chicago.

COLLEGE: One of the most prolific and decorated receivers in Penn State football history and the inaugural recipient (1994) of the Biletnikoff Award as the nation's top receiver, Engram was a three-time All-American and three-time All-Big Ten selection (1993-95) for the Nittany Lions...Penn State earned a 31-5 record during that span...During his award-winning junior season (1994), Engram caught 52 passes for 1,029 yards (19.8 avg.) and 7 TDs...Engram is one of only two players (Allen Robinson, 2012 and 2013) in Penn State history to twice compile 1,000 receiving yards in a season (1994 and 1995)...Nearly two decades after his final collegiate season, Engram still ranks as the Nittany Lions' all-time leader in receiving yards (3,026), receiving touchdowns (31) and 100-yard receiving games (16)...Is the only player in PSU history to record 4 receiving TDs in a single game... Also ranks fourth in school history in receptions (167) and second with 786 career punt return yards...Graduated from Penn State with a degree in exercise and sport science in 1995.



As a junior at Penn State, Bobby Engram was the inaugural recipient (1994) of the Biletnikoff Award, given to the nation's top wide receiver. During his award-winning season, Engram caught 52 passes for 1,029 yards (19.8 avg.) and 7 TDs.

PERSONAL: Born and raised in Camden, SC, Engram attended Camden (SC) HS, where he was a three-time All-State selection at wide receiver...Established the "Bobby Engram Foundation," which aids in the research of sickle cell anemia...Engram, who played eight of his 14 NFL seasons in Seattle, was voted in 2015 by Seahawks fans as one of 40 players to make their 40th Anniversary team... Was honored by the National Football Foundation as a 2019 nominee for the College Football Hall of Fame...Bobby and his wife, Deanna, have two daughters, Bobbi and Phoebe, and two sons, Dean and Trey.

IN LOVING MEMORY

BOBBI ENGRAM

1998-2018

Bobby Engram Foundation

Bobbi inspired many through the grace and courage with which she battled Sickle Cell Disease. From an early age, she worked to create awareness so that others knew they were not alone in their battle. Bobbi's legacy lives on through the children's programs that she supported. Please visit bobbiengramfoundation.org for more information.





CHRIS HEWITT

PASS DEFENSE COORDINATOR

COLLEGE: CINCINNATI
BORN: 7/22/74, KINGSTON, JAMAICA
EXP. (NFL/RAVENS): 12/9 (3 PLAYING / 9 COACHING)



CHRIS HEWITT enters his sixth season leading the Ravens' secondary. Recently promoted to pass defense coordinator entering the 2020 campaign, Hewitt's units have helped the team earn top defensive rankings each of the past several years. In 2019, Baltimore achieved a franchise-best 14-2 record and second-straight AFC North division title. The defense allowed the NFL's third-fewest points per game (17.6), ranked fourth in yards per game (300.6) and was No. 6 vs. the pass (207.2 ypg). Baltimore's 6 defensive TDs in 2019, including 5 by defensive backs, tied (with '06 and '08) for the second most in franchise history (2004 – 7) and also tied (TB) for the most in the NFL last year. Pro Bowl CBs Marlon Humphrey and Marcus Peters each made multiple game-changing plays, scoring 2 defensive touchdowns each. Baltimore also recorded the NFL's second-best defensive passer rating (77.5). In 2018, the team was the top-overall defense, allowing an NFL-best 292.9 yards per game. Against the pass, Baltimore ranked fifth, allowing 210.0 yards per game, while its 80.6 defensive passer rating stood second, only behind the Bears' 72.9 mark. Baltimore also permitted the league's second-fewest points per game (17.9), just behind Chicago (17.7) in 2018. The Ravens were also among the best in other key defensive categories that season, including ranking third in third-down defense (34.1) and fourth in rushing yards allowed (82.9 ypg). Over the past four seasons (2016-19), the Ravens have allowed the second-fewest points per game (18.6), recorded the second-most interceptions (65, tied with KC) and posted the third-most takeaways (104) in the NFL. In 2017, Baltimore's defense racked up an NFL-best 22 INTs, while also tying for the lead (KC & SD) in 2016 with 18 INTs. The 2017 Ravens also forced an NFL-high 34 turnovers and finished with the league's No. 1 turnover differential (+17). Baltimore's pass defense finished 10th (213.8 ypg), while its defensive passer rating (72.4) was the NFL's second-best mark. In 2016, the Ravens also forced 28 turnovers, tying (Ari. & SD) for the NFL's fourth most. In

2015, Baltimore's defense allowed the NFL's eighth-fewest yards per game (337.4), finishing No. 2 overall (291.1 ypg) and No. 1 against the pass (183.3 ypg) during the season's final eight games. Hewitt joined the defensive coaching staff in 2014, a year when the Ravens allowed the NFL's sixth-fewest points (18.9 ppg) and eighth-fewest yards per game (336.9), even though Baltimore's secondary was hit hard by injuries, with six DBs (five CBs and one safety) being placed on Injured Reserve.

ADDITIONAL COACHING HIGHLIGHTS: With Hewitt helping coach special teams from 2012-13, the Ravens ranked in the Top 5 of the annual comprehensive special teams report by senior NFL writer Rick Gosselin, finishing fifth in 2013 and second in 2012. (Gosselin's report is recognized by NFL teams as the special teams measuring stick.)

2012-19: (with Baltimore) 2019: Baltimore earned its second-straight AFC North title after the defense allowed the NFL's third-fewest points per game (17.6), ranked fourth in yards per game (300.6) and was No. 6 vs. the pass (207.2 ypg)...Scored 6 defensive TDs in 2019, including 5 by defensive backs, tied (with '06 and '08) for the second most in franchise history (2004 – 7) and also tied (TB) for the most in the NFL...Three members of the secondary earned Pro Bowl honors: CB Marlon Humphrey (first), CB Marcus Peters (third) and S Earl Thomas III (seventh). **2018:** Ravens defense ranked No. 1 (292.9 ypg)... Baltimore, the AFC North division champions, also permitted the league's second-fewest points per game (17.9), just behind Chicago (17.7)...Pass defense ranked fifth, allowing 210.0 yards per game, while the team's 80.6 defensive passer rating was second in the NFL...S Eric Weddle was voted to his third-consecutive Pro Bowl. **2017:** The Ravens' pass defense finished 10th (213.8 ypg), and the unit allowed the sixth-fewest points per game (18.9)...Baltimore led the NFL in INTs (22) for the second-straight year...The Ravens ranked No. 1 with a +17 turnover differential...Baltimore also produced the second-most defensive touchdowns (5, tied, Det. & Phi.) and

COACHING BACKGROUND

YEARS	COLLEGE/PRO TEAM	POSITION
2003	Notre Dame	Strength and Conditioning Assistant
2004	Rutgers	Graduate Assistant
2005-07	Rutgers	Director of Speed and Skill Development
2008-09	Rutgers	Cornerbacks
2010-11	Rutgers	Running Backs
2012-13	Baltimore Ravens	Assistant Special Teams
2014	Baltimore Ravens	Assistant Secondary
2015-19	Baltimore Ravens	Defensive Backs
2020	Baltimore Ravens	Pass Defense Coordinator

"One of the things I admire about Coach Hewitt is how much he cares about the well-being of his players. He pushes us to excel on the field, and he helps guide us off of it. We have a lot of respect for who he is as a coach and a man."

– CB Jimmy Smith



CHRIS HEWITT

recorded 3 shutouts on the season, the most by a team since 2003 (NE)...S Eric Weddle tallied a team-high 6 INTs en route to earning his second-straight (fifth overall) Pro Bowl selection. **2016:** The Ravens' defense ranked seventh overall (322.1 ypg), making Baltimore one of three teams (Den. & Sea.) to finish ranked in the NFL's Top 10 in each of the past three seasons... Baltimore's ninth-ranked pass defense (232.8 ypg) tied (KC & SD) to produce the NFL's most INTs (18)...The Ravens allowed the league's ninth-fewest points per game (20.1)...S Eric Weddle earned Pro Bowl honors, registering a team-high 4 INTs (tied with LB C.J. Mosley) and career-high 13 PD. **2015:** Baltimore's eighth-ranked defense (337.4 ypg) allowed a league-best 183.3 passing yards per game in the season's second half and helped permit the NFL's second-fewest total net yards (291.1 ypg) during that span (final eight games). **2014:** Even while battling injuries throughout the season (six DBs were placed on Injured Reserve), the Ravens' secondary helped Baltimore's "D" allow the NFL's sixth-fewest points (18.9 ppg) and eighth-fewest yards per game (336.9)...Named assistant secondary coach. **2013:** K Justin Tucker earned his first Pro Bowl nod after producing the then-second-best field goal success rate (92.7, 38-of-41) in Ravens single-season history...Tucker also set a then-franchise record with 140 points and kicked 3 game-winning FGs, including a Ravens-record 61-yarder at Detroit...WR/RS Tandon Doss led the NFL in punt return average (15.6)...The Ravens were second in kickoff return average (26.4) and third in punt return average (14.2), posting an NFL-high 12 punt returns of 20-plus yards. **2012:** Pro Bowl RS Jacoby Jones led the NFL in KOR average (30.7) and posted a league-best 2 KOR-TDs...Jones tied a league-high 3 kick return TDs (108- and 105-yard KORs and 63-yard PR) and set a Super Bowl record with 290 combined yards, including an NFL-postseason-record 108-yard KOR-TD...Joined the Ravens as assistant special teams coach.

2004-11: (with Rutgers) 2010-11: Was the Scarlet Knights' RBs coach and mentored RB Jawan Jamison, who joined Ray Rice in becoming just the third freshman in Rutgers history to rush for 200 yards in a game. **2008-09:** Named the team's CBs coach prior to the 2008 season...Rutgers ranked second in the Big East in pass defense in 2008 (191.3 ypg) and 2009 (204.5 ypg). **2005-07:** Was director of speed and skill development...Aided by Hewitt's training, Rice set all-time school rushing records with 910 attempts for 4,926 yards, 49 TDs and a 90-yard long gain...Rice became the first player in Rutgers history to rush for 1,000-plus yards in three seasons (2005-07). **2004:** Joined Rutgers' staff as a graduate assistant.

2003: (with Notre Dame) Served as the assistant strength and conditioning coach.

NFL PLAYER: (1997-99 with New Orleans) Signed with the Saints as a rookie free agent in 1997 and played in 39 games (four starts)...Played defensive back, serving primarily on special teams... Totaled 29 tackles (22 solo) from scrimmage, 3 sacks, 1 PD, 1 FF and 1 FR...Recorded 7 special teams tackles (6 solo) for the Saints' kickoff coverage team that ranked fifth

in the NFL in average opponent starting position (23.8-yard line) in 1998...Was named the NFC Special Teams Player of the Week in Week 12 vs. Seattle (11/16/97) after blocking a punt that led to a crucial field goal.

COLLEGE: Was a four-year letterman at Cincinnati and a two-time All-Conference USA selection (1995-96) as a DB... Played for longtime Ravens special teams coordinator Jerry Rosburg, who was the team's LBs, special teams and secondary coach (1992-95), and John Harbaugh, who was the Bearcats' special teams, TEs, OLBs and RBs coach (1989-94) and assistant head coach (1995-96)...Totaled 80 tackles and 2 INTs in his senior season...Earned a bachelor's degree in criminal justice.

PERSONAL: Participated in the NFL's Minority Coaching Fellowship Program, completing training camp stints with the Ravens (2006 and 2008), Eagles (2005) and Browns (2001)... Played football, basketball and track at Dwight Morrow (Englewood, NJ) HS...Was born in Kingston, Jamaica before moving to New Jersey when he was 5 years old...Chris and his wife, Tanisha, have three daughters (Azia, Briana and Christina) and a son (Christopher, Jr.).

RAVENS LEAD THE NFL IN D-TDs

In 2019, Baltimore tied (TB) for the NFL lead with 6 defensive TDs (3 INTs & 3 FRs). Since 2018, Baltimore has produced an NFL-best 9 defensive TDs.


MOST DEFENSIVE TDs / 2019

Rk.	Team	D-TDs
1.	Baltimore	6
	Tampa Bay	6
3.	New England	5
	New York Jets	5
	San Francisco	5

MOST D-TDs / 2018-19

Rk.	Team	D-TDs
1.	Baltimore	9
2.	Los Angeles Rams	8
3.	New York Jets	8





STERLING LUCAS

DEFENSIVE ASSISTANT / DEFENSIVE LINE

COLLEGE: NORTH CAROLINA STATE

BORN: 1/7/90, ORANGEBURG, SC

EXP. (NFL/RAVENS): 5/5



STERLING LUCAS is in his fifth year with the Ravens and first as defensive assistant/defensive line, following a year working primarily with the linebackers. In 2019, the Ravens' defense allowed the NFL's third-fewest points per game (17.6), ranked fourth in yards per game (300.6), was the fifth-best run "D" (93.4 ypg) and ranked No. 6 vs. the pass (207.2 ypg) en route to a franchise-best 14-2 record and second-straight AFC North Division title. Lucas was promoted in 2018 to defensive quality control coach after spending his first two years with the Ravens as administrative assistant for the defense (2017) and as a strength and conditioning assistant (2016). Working with the NFL's top-ranked defense in 2018, Lucas' responsibilities included finding tips/tendencies on opponent offenses, self-scouting the defense and working with the linebackers. He originally joined Baltimore in 2016 after spending two years (2014-15) as a defensive graduate assistant at North Carolina State, where he also worked as a strength and conditioning graduate assistant beginning in 2013.

2016-19: (with Baltimore) 2019: Helped guide the team's linebackers, which helped the team rank third in fewest points per game (17.6) and fourth in yards allowed per game (300.6)...Baltimore earned a franchise-best 14-2 record and its second-straight AFC North title. **2018:** Worked with the NFL's No. 1 defense, which allowed just 292.2 yards per game and permitted the league's second-fewest points per game (17.9)...LB C.J. Mosley earned his fourth Pro Bowl, and the Ravens won the AFC North title. **2017:** Served as an administrative assistant for the defense, helping Baltimore

post NFL bests in INTs (22), takeaways (34) and shutouts (3 – most in a season since the 2003 Patriots)...The Ravens allowed just 18.9 points per game, which ranked sixth best in the league...Behind Pro Bowlers Mosley, OLB Terrell Suggs and S Eric Weddle, Baltimore's "D" ranked 12th overall (325.1 ypg), also producing the NFL's 10th-best pass defense (213.8 ypg). **2016:** Joined the Ravens as a strength and conditioning assistant, but also helped the defensive coaching staff on certain projects.

2013-15: (with North Carolina State) 2014-15: Spent two full seasons working as a defensive graduate assistant, with a primary focus on coaching the linebackers and nickelbacks. (Lucas worked into the spring of 2016 before joining the Ravens). **2013-14:** Worked as a graduate assistant in the strength and conditioning department, also spending time assisting the football coaching staff.

COLLEGE: Graduated from NC State in 2012 with a bachelor's degree in communications...Later earned a master's in sport management in 2014...Played linebacker for the Wolfpack from 2008-12, although he red-shirted the 2011 season after suffering a knee injury in preseason practice...Served as a team captain his senior season...Recorded 167 tackles, 4 sacks and 1 INT during his collegiate career.

PERSONAL: Was a team captain and named team MVP during his senior season at Orangeburg Wilkinson (Orangeburg, SC) HS...Earned All-State, All-Region and All-Area honors that year...Sterling and his wife, Brittany, welcomed their daughter, Londyn, last January.

COACHING BACKGROUND

YEARS	COLLEGE/PRO TEAM	POSITION
2013-14	North Carolina State.....	Strength & Conditioning Graduate Assistant
2014-15	North Carolina State.....	Defensive Graduate Assistant
2016	Baltimore Ravens.....	Strength & Conditioning Assistant
2017	Baltimore Ravens.....	Administrative Assistant - Defense
2018	Baltimore Ravens.....	Quality Control - Defense
2019	Baltimore Ravens.....	Defensive Assistant/Linebackers
2020	Baltimore Ravens.....	Defensive Assistant/Defensive Line





MIKE MACDONALD

LINEBACKERS COACH

COLLEGE: GEORGIA
 BORN: 6/26/87, BOSTON, MA
 EXP. (NFL/RAVENS): 7/7



MIKE MACDONALD enters his third season as the team's linebackers coach. Now in his seventh year with the Ravens, Macdonald previously spent time as the team's defensive backs coach (2017) and as a defensive assistant (2015-16). In 2019, the Ravens upheld their strong defensive tradition, allowing the NFL's third-fewest points (17.6) and fourth-fewest net yards (300.6) per game. Baltimore also ranked fifth against the run (93.4 ypg) and No. 6 vs. the pass (207.2 ypg) last season, en route to a franchise-best 14-2 record and second-straight AFC North Division title. In 2018, the Ravens produced the NFL's No. 1 defense, allowing 292.9 yards per game. Baltimore also permitted the league's second-fewest points per game (17.9), en route to standout LB C.J. Mosley earning his fourth-career Pro Bowl nod. In 2017, alongside secondary coach Chris Hewitt, Macdonald helped guide a defensive backfield that contributed to the NFL's most INTs (22) and forced turnovers (34). In 2016, Macdonald worked with then-secondary coach and current Bills' defensive coordinator/assistant head coach Leslie Frazier, helping guide a unit that finished seventh overall (322.1 ypg) and produced a league-leading (tied, KC & SD) 18 INTs. During the 2015 campaign, Macdonald worked closely with defensive coordinator (then-inside linebackers coach) Don Martindale.

2014-19: (with Baltimore) 2019: Defense allowed the NFL's third-fewest points (17.6) and fourth-fewest net yards (300.6) per game...Also ranked fifth against the run (93.4 ypg) and No. 6 vs. the pass (207.2 ypg), en route to a franchise-best 14-2 record and second-straight AFC North division title... OLB Matthew Judon, who led the team with a career-high 9.5 sacks, earned his first Pro Bowl nod. **2018:** Behind LB C.J. Mosley, who was named to his fourth Pro Bowl, Baltimore boasted the NFL's No. 1 defense, allowing 292.9 yards per game, and permitted the league's second-fewest points per game (17.9)...Emerging standout LB Patrick Onwuasor ranked fourth on the team in tackles (54), adding 5.5 sacks,

2 FFs (both returned for TDs by CB Tavon Young) and 1 INT... Ravens won the AFC North title in a season that marked Macdonald's first as LBs coach. **2017:** The Ravens' defense led the league with both 22 INTs and 34 forced turnovers... Baltimore finished second in the NFL in defensive passer rating (72.4) and defensive TDs (5)...The Ravens allowed 18.9 points per game (sixth in NFL) and recorded 3 shutouts, which was the most in a season since the 2003 Patriots...S Eric Weddle earned his second-straight Pro Bowl nod after posting a team-high 6 INTs. **2016:** Worked with a secondary that helped the Ravens' defense finish first in the league with 18 INTs (tied with SD and KC)...Weddle earned his fourth-career Pro Bowl nod in his first year with the Ravens after posting 89 tackles, 1 sack, 1 FF and a team-high 4 INTs (tied, Mosley)...The Ravens had eight different players intercept at least one pass. **2015:** Assisted ILBs coach Don Martindale in mentoring LBs Daryl Smith and Mosley, who combined to produce the NFL's second-most tackles (493) between teammates during the 2014-15 seasons...Smith's team-leading 121 total stops ranked 10th in the NFL...Named defensive assistant. **2014:** Worked with a secondary that battled injuries (six DBs were placed on Injured Reserve) to help Baltimore allow the NFL's sixth-fewest points (18.9 ppg) and eighth-fewest yards (336.9) per game...Entered the NFL as a Ravens' coaching intern (defense).

2011-13: (with Georgia) 2013: Helped mentor ILB Ramik Wilson, who earned first-team All-SEC honors by media and coaches after posting a conference-leading 133 total tackles, including 11 TFL. **2012:** Helped guide a Georgia defense that allowed 175.6 passing yards and 19.6 points per game, ranking eighth and 18th, respectively, in the nation. **2011:** Named defensive graduate assistant after the spring game and helped produce one of the nation's top-ranked units in total (277.0 ypg, fifth), pass (176.0, 10th) and rush (101.2, 11th) defense...Originally joined the Bulldogs as a student assistant in May 2010, helping coach and coordinate offensive scout

COACHING BACKGROUND

YEARS	COLLEGE/PRO TEAM	POSITION
2008-09	Cedar Shoals (GA) HS.	Linebackers and Running Backs
2011-13	Georgia	Graduate Assistant
2014	Baltimore Ravens	Coaching Intern (Defense)
2015-16	Baltimore Ravens	Defensive Assistant
2017	Baltimore Ravens	Defensive Backs
2018-20	Baltimore Ravens	Linebackers

"Mike is one of the rising coaching standouts in the NFL, and he has earned the respect of the locker room."

— Head Coach John Harbaugh



MIKE MACDONALD

team during his first season...Worked primarily with OLBs before shifting to ILBs during the 2011 spring practice.

2008-09: (with Cedar Shoals – Athens, GA – HS) While attending Georgia, coached the linebackers and running backs under head coach Xarvia Smith, for whom he played at Centennial (Roswell, GA) HS...Earned the staff's Coach of the Year award following his first season with the Jaguars.

COLLEGE: Graduated summa cum laude with a finance degree from Georgia's Terry College of Business in 2010... Earned his master's degree in sports management from Georgia in 2013, while serving as safeties and defensive quality control coach for the Bulldogs.

PERSONAL: Was a two-sport (football and baseball) athlete at Centennial (Roswell, GA) HS...Mike and his fiancée, Stephanie, will be married in 2021.

BALTIMORE'S HOME "D" UNDER JOHN HARBAUGH [2008-19]

16.8

**POINTS ALLOWED
PER GAME
[NFL'S BEST]**

74.5

**OPPONENT PASSER
RATING
[NFL'S BEST]**

300.2

**YARDS ALLOWED
PER GAME
[NFL'S BEST]**

X Dating back to 2008, the Ravens have outscored opponents 2,444 to 1,614 at home. In their 72 wins during this span, the margin of victory has been 14.2 points per game.

X The Ravens own a +830 point differential at home under John Harbaugh, ranking No. 2 in the NFL (NE is +1,191).

X Baltimore is 34-0 under Harbaugh when allowing 12 points or fewer at home.





JESSE MINTER

DEFENSIVE BACKS COACH

COLLEGE: COLLEGE OF MOUNT SAINT JOSEPH (OH)

BORN: 5/9/83, LITTLE ROCK, AR

EXP. (NFL/RAVENS): 4/4



JESSE MINTER enters his fourth season with the Ravens and first as the team's defensive backs coach. In 2019, Minter helped lead the Ravens' strong secondary, which included three Pro Bowl defenders: CBs Marlon Humphrey (first) and Marcus Peters (third) and S Earl Thomas III (seventh). Baltimore allowed the NFL's third-fewest points (17.6) and fourth-fewest net yards (300.6) per game en route to a franchise-best 14-2 record and second-straight AFC North division title. The Ravens also ranked fifth against the run (93.4 ypg) and No. 6 vs. the pass (207.2 ypg) last season. Baltimore's 6 defensive TDs in 2019, including 5 by defensive backs, tied (with '06 and '08) for the second most in franchise history (2004 – 7) and also tied (TB) for the most in the NFL. Humphrey and Peters each made multiple game-changing plays, scoring 2 defensive touchdowns each. Baltimore also recorded the NFL's second-best defensive passer rating (77.5). When Minter joined the Ravens in 2017, he worked as a defensive assistant who was responsible for organizing details of quality control and self-scouting, in addition to conducting opponent analysis for both sides of the ball. He also worked closely with secondary coach Chris Hewitt, assisting on-field with the defensive backs. Prior to the NFL, Minter coached for 11 years on the collegiate level, most recently spending four seasons (2013-16) as Georgia State's defensive coordinator.

2017-19: (with Baltimore) 2019: Ravens allowed the NFL's third-fewest points (17.6) and fourth-fewest net yards (300.6) per game en route to a franchise-best 14-2 record and second-straight AFC North division title...Team also ranked fifth against the run (93.4 ypg) and No. 6 vs. the pass (207.2 ypg)...Baltimore's 6 defensive TDs in 2019, including 5 by defensive backs, tied (with '06 and '08) for the second most in franchise history (2004 – 7) and also tied (TB) for the most in the NFL...CBs Marlon Humphrey (first) & Marcus Peters (third) and S Earl Thomas III (seventh) earned Pro Bowl honors. **2018:** Ravens produced the NFL's No. 1 defense,

allowing 292.9 yards per game...Baltimore also permitted the league's second-fewest points per game (17.9)...Ravens ranked fourth in rushing yards allowed (82.9 ypg) and fifth in passing yards permitted (210.0 ypg), while their 80.6 defensive passer rating stood second...S Eric Weddle earned his sixth-career Pro Bowl nod. **2017:** Hired as a defensive assistant...The Ravens' pass defense finished 10th (213.8 ypg), and the unit allowed the sixth-fewest points per game (18.9)...Baltimore led the NFL in INTs (22) for the second-straight year...The Ravens also ranked No. 1 with a +17 turnover differential and produced the second-most defensive touchdowns (5, tied, Det. & Phi.)...Ravens registered 3 shutouts on the year, the most by a team since 2003 (NE)...S Eric Weddle tallied a team-high 6 INTs en route to earning Pro Bowl honors.

2013-16: (with Georgia State) 2016: The Panthers' defense ranked seventh in pass efficiency in FBS play, also concluding the year ranking 19th in yards-per-play average and 22nd in red zone defense...Minter was named the Sun Belt Conference's top recruiter by *Scout.com*. **2015:** Helped lead the Panthers to their first bowl game (Cure Bowl) in school history...Georgia State was the most improved rushing and scoring defense in all of FBS, finishing in the Top 4 in conference scoring defense (28.3 ppg), total defense (405.6 ypg), rushing defense (181.4 ypg) and pass efficiency defense (120.3)...Was a Broyles Award nominee, an annual honor given to the best assistant coach in college football...Named the Sun Belt Conference's top recruiter. **2013:** Was named defensive coordinator.

2009-12: (with Indiana State) 2012: Guided a defense that ranked third in the FCS in scoring (14.3 ppg) and sixth in yards allowed (296.4 ypg)...The Sycamores also ranked fifth in FCS in pass efficiency defense...ISU recorded a 17-14 road victory at No. 1-ranked and defending FCS champion North Dakota State...Thirteen Indiana State defenders earned

COACHING BACKGROUND

YEARS	COLLEGE/PRO TEAM	POSITION
2006	Notre Dame	Defensive Intern
2007-09	University of Cincinnati	Defensive Graduate Assistant/Linebackers
2009-10	Indiana State	LBs/Recruiting Coord./Special Teams Coord.
2011-12	Indiana State	Defensive Coordinator/Defensive Backs
2013-16	Georgia State	Defensive Coordinator
2017-18	Baltimore Ravens	Defensive Assistant
2019	Baltimore Ravens	Assistant Defensive Backs
2020	Baltimore Ravens	Defensive Backs



JESSE MINTER

*"Jesse is a terrific young coach who has a very bright future in this industry. He has been a versatile asset for our defensive staff."
– Defensive Coordinator Don Martindale*

All-Missouri Valley Football Conference honors over a two-season span (2011-12). **2011:** Was elevated to defensive coordinator. **2009:** Originally hired by Indiana State to coach the linebackers and special teams unit, also serving as recruiting coordinator.

2007-09: (with University of Cincinnati) Spent three seasons as a defensive graduate assistant, also helping coach the linebackers. **2008:** Bearcats won the Big East Conference and earned a BCS berth in the Orange Bowl. **2007:** Cincinnati defense led the nation in takeaways.

2006: (with Notre Dame) Served as a defensive intern, helping the Irish post a 10-3 record.

COLLEGE: Graduated with a B.A. in liberal studies from the College of Mount Saint Joseph (OH)...Played wide receiver for the Lions' football team, which posted a school-record 30-10 mark during his four years, including back-to-back conference titles and Division III playoff appearances.

PERSONAL: A native of Yorktown, IN, Jesse and his wife, Rachele, have a daughter, Camilla (4), and son, Montgomery (2)...Jesse's father is former University of Cincinnati head football coach Rick Minter, who also coached linebackers for the Philadelphia Eagles...Jesse and Rick coached together at Georgia State, with the elder Minter serving as defensive line coach while his son was defensive coordinator...Prepped at Yorktown (IN) HS, where he played wide receiver.

2019 BIG PLAY "D" SCORES BIG


In 2019, Baltimore became the first team since 1970 to record a defensive TD of at least 65 yards in three-consecutive games:



MARCUS PETERS
67 INT AT SEA. [10/20/19]



MARLON HUMPHREY
70 FR VS. NE [11/3/19]



MARCUS PETERS
89 INT AT CIN. [11/10/19]

2019 DEFENSIVE NUMBERS TO RAVE ABOUT

6 – Defensive TDs by the Ravens in 2019, tying for the second most in franchise single-season history: 2004 - 7, 2019 - 6, 2006 - 6, 2008 - 6 & 2015 - 5.

18 – Total TDs the Ravens allowed in their last 12 games, which were all wins. The 18 TDs were the NFL's fewest allowed since Week 5, when Baltimore's 12-game win streak began.

40.0 – Defensive red zone TD% permitted by the Ravens during their 12-game winning streak, ranking as the NFL's second-best mark since Week 5. (Denver, 30.3%.)

77.5 – Defensive passer rating for Baltimore in 2019, which stood as the NFL's second-best mark (NE, 62.8).



STEVE SAUNDERS

HEAD STRENGTH & CONDITIONING COACH

COLLEGE: MILLERSVILLE
BORN: 3/23/70, MYERSTOWN, PA
EXP. (NFL/RAVENS): 5/5



STEVE SAUNDERS is in his fifth year with the Ravens. In his current role as head strength & conditioning coach, he oversees the performance department and strength and conditioning programs. In 2017, he served as the director of performance, after originally joining the organization in 2016 as the team's director of performance and recovery. Saunders guides all sports science, speed, strength training and recovery initiatives, working closely with the team's athletic training department. His focus includes player injury prevention, recovery and energy system training in an effort to maximize performance.

Saunders founded Power Train Sports Institute in 1999, and prior to joining the Ravens, grew Power Train from a single unit to a 200-employee operation in 28 locations nationwide. Best known for his work with longtime Steelers LB James Harrison, who was the 2008 NFL Defensive Player of the Year, Saunders has trained hundreds of NFL, NHL and MLB athletes. For over a decade, he directed one of the nation's top NFL Combine training programs, preparing first-round selections in football, baseball and hockey.

2016-19: (with Baltimore) Continued to implement a training regimen that has produced the team's most productive offseason programs, with 99 percent of players in attendance...In the past four seasons, players have experienced a continued decrease in nuisance injuries and increased performance benefits from a newly-configured program. **2019:** Helped Baltimore capture two-straight AFC North titles (2018-19), including a franchise-best 14-2 regular season in 2019. **2018:** Named head strength and conditioning coach. **2016:** Named director of performance and recovery.

1999-2017: (with Power Train Sports Institute) Founded (1999) and built Power Train into one of the world's leading providers of best-in-class sports performance training... Professional athletes benefit from Saunders' proprietary energy training system based on speed and conditioning programs, strength and rehabilitation.

2013-14: (with Team Lokomotiv) Hosted and trained the three-time Russian Superleague champion Lokomotiv Yaroslavl, currently of the Kontinental Hockey League.


2012: Named to the Under Armour Training Council, a collection of the world's highest-caliber strength and conditioning professionals.

2011: Guided more than 90 NFL athletes through rehabilitation, training, speed, strength and conditioning programs during the 2011 NFL lockout.

2005-09: Independently contracted by more than 20 Steelers players for advanced strength and speed training, rehab and recovery during the 2005-09 seasons, assisting the team to two Super Bowl titles (2005 and 2008).

COLLEGE: Graduated from Millersville (Lancaster, PA) University, where he was a captain and four-year starter at DT...Earned multiple All-ECAC and All-PSAC honors.

PERSONAL: Born and raised in Myerstown, PA...Attended Eastern Lebanon County (Myerstown, PA) HS, where he was a standout in football, basketball and baseball...Saunders and his wife, Emily, have five children: two daughters (Lily and Morgan) and three sons (Logan, Stone and Major).



ANTHONY WATSON

ASSISTANT STRENGTH & CONDITIONING COACH

COLLEGE: LYCOMING (PA) COLLEGE BORN: 4/17/87, PHILADELPHIA, PA EXP. (NFL/RAVENS): 2/2

Anthony Watson is in his second NFL season as the Ravens' assistant strength and conditioning coach. Watson works closely with head strength and conditioning coach Steve Saunders to oversee a program that helps prepare players for the rigors of each NFL season. He joined the Ravens after spending several years working at Power Train Sports in Pennsylvania. (Power Train is a sports performance and fitness training facility founded by Saunders in 2000.) Watson attended Lycoming (PA) College, where he played basketball and finished his career tied for

fourth in school history in 10-plus assist games. Born in Philadelphia, PA, Watson attended Archbishop Carroll HS, where he was a four-year letterman in basketball and earned All-Catholic honorable mention honors as a senior. He and his wife, Chelsea, have two children: a son, Karter (6) and daughter, Kyah (1).



JAMES URBAN

QUARTERBACKS COACH

COLLEGE: WASHINGTON AND LEE
 BORN: 12/1/73, SPRINGFIELD, IL
 EXP. (NFL/RAVENS): 17/3



JAMES URBAN is in his third season with the Ravens as quarterbacks coach. For the past two years, he has mentored QB Lamar Jackson, helping the signal-caller earn unanimous NFL MVP honors in 2019. Jackson led the Ravens to their first-ever No. 1 playoff seed and second-straight AFC North Division title, while producing one of the greatest seasons ever by a QB. In 2019, he became the only QB in NFL history to produce at least 3,000 passing yards (3,127) and 1,000 rushing yards (1,206) in a single season. His 1,206 rushing yards are an NFL single-season record by a QB. Jackson ranked first in a number of categories: total TDs (43), passing TDs (36), rushing average (6.9), games with 5 TD passes (3), 4 TD passes (4) and 3 TD passes (8). He posted two perfect passer ratings in 2019, making him one of two QBs in NFL history (Ben Roethlisberger, 2007) to attain the 158.3 mark twice in a season. For the first time in team history, Baltimore led the NFL in scoring (33.2 ppg) and shattered other single-season records including total TDs (64), total net yards (6,521), rushing yards (3,296) and first downs (386). Jackson's 113.3 passer rating in 2019 ranked third in the NFL. In one-plus season with Jackson under center, the Ravens are 19-3. Entering 2020, since his first NFL start (Week 11 of 2018), his 19 regular season wins rank as the most among all NFL starting QBs. Urban joined the Ravens in 2018, guiding Jackson, then a rookie who took over as the team's starting QB for the regular season's last seven games, to post a 6-1 record. Urban, a 17-year NFL coaching veteran, has experience as part of three prolific NFL offenses. He spent seven seasons (2011-17) with AFC North rival Cincinnati, coaching the team's wide receivers, including All-Pro A.J. Green during each of those years. One of the NFL's top receivers, Green ranked fourth in total receiving yards (8,213) from 2011-17. He is also second in both catches and yards and third in TDs on the Bengals' all-time receiving list. Prior to joining Cincinnati, Urban entered the NFL ranks with the Philadelphia Eagles in 2004. After five seasons in two roles under then-head coach Andy Reid, he was promoted to quarterbacks coach in his

final two seasons (2009-10), coaching Pro Bowlers Donovan McNabb (2009) and Michael Vick (2010), both of whom excelled under Urban's direction.

2018-19: (with Baltimore) 2019: Mentored the NFL MVP in QB Lamar Jackson, who led the Ravens to their first-ever No. 1 playoff seed (14-2 record) and second-straight AFC North Division title, while producing one of the greatest seasons ever by a QB...The second-year veteran became the only QB in NFL history to produce at least 3,000 passing yards (3,127) and 1,000 rushing yards (1,206) in a single season...His 1,206 rushing yards are an NFL single-season record by a QB... Jackson posted two perfect passer ratings in 2019, making him one of two QBs in NFL history (Ben Roethlisberger, 2007) to attain the 158.3 mark twice in a season...Baltimore led the NFL in scoring (33.2 ppg) and shattered other single-season records including total TDs (64), total net yards (6,521), rushing yards (3,296) and first downs (386)...Jackson's 113.3 passer rating in 2019 ranked third. **2018:** Joined the Ravens as the team's quarterbacks coach, helping guide rookie QB Lamar Jackson, who was selected in the first round (32nd overall) of the 2018 NFL Draft...Jackson started the regular season's last seven games, posting a 6-1 record and helping the Ravens to the AFC North Division title...Jackson joined QBs Roethlisberger and Dak Prescott as the only rookie QBs with at least six wins in their first seven starts since the 1970 NFL merger...Baltimore's offense produced a then-franchise-record 5,999 total yards...With Jackson as the starter, the Ravens piled up an NFL-high 1,607 rushing yards (229.6 ypg), with Seattle (1,190) rushing for the next-highest total...Urban helped Jackson produce a team-leading 147 rushing attempts for 695 yards (most among all NFL QBs) and 5 TDs, also earning AFC Offensive Rookie of the Month honors for December.

2011-17: (with Cincinnati) In seven seasons with the Bengals, Urban guided a strong wide receivers group led by one of the NFL's best in A.J. Green...From 2011-17, Green ranked fourth

COACHING BACKGROUND

YEARS	COLLEGE/PRO TEAM	POSITION
1997-98	Clarion University	Wide Receivers and Tight Ends
1999-2003	University of Pennsylvania	Director of Football Administration/Operations
2004-06	Philadelphia Eagles	Assistant to the Head Coach
2007-08	Philadelphia Eagles	Offensive Quality Control
2009-10	Philadelphia Eagles	Quarterbacks
2011-17	Cincinnati Bengals	Wide Receivers
2018-20	Baltimore Ravens	Quarterbacks



JAMES URBAN

in the league in receiving yards (8,213), fifth in receptions (556) and sixth in receiving TDs (57)...Green is also second (Chad Johnson) on Cincinnati's all-time leading receiving list in yards and catches...Urban has guided other young wideouts, including Marvin Jones and Mohamed Sanu, both of whom were drafted by the Bengals in 2012 but became coveted free agents in 2016. **2017:** With his seventh Pro Bowl selection in his seventh NFL season, Green (who tallied his sixth 1,000-yard season) became the only NFL WR since the 1970 merger to be invited to the Pro Bowl in each of the first seven years of his career (Green didn't play in '17 Pro Bowl due to injury)...Brandon LaFell was the team's second-leading receiver with 548 yards (52 catches). **2016:** Bengals signed veteran free agent LaFell, who led the team with 6 TDs on 862 receiving yards and 64 catches...LaFell and rookie Tyler Boyd combined for 1,465 yards, as the team re-tooled its receiving group. **2015:** Green led the team with 1,297 receiving yards, 86 catches and 10 TDs...Jones (816) and Sanu (394) combined for 1,210 receiving yards, their best season as a pair, propelling both into significant free agent contracts. **2014:** Earning his fourth Pro Bowl, Green collected another 1,000-yard season (1,041) despite missing three games (turf toe). **2013:** Guided a strong group led by Green, who recorded his best season in leading Cincinnati with 1,426 receiving yards on 98 receptions (both career highs), also tying his career high with 11 TD catches...Urban also tutored second-year wideouts Jones, the team's second-leading receiver (714 yards and 10 TDs), and Sanu (455 yards and 2 TDs)...Bengals receivers scored 23 receiving TDs. **2012:** Green caught 97 passes for 1,350 yards and 11 TDs in his second season, while WR Andrew Hawkins

(533 yards, 51 catches & 4 TDs) had a breakout year under Urban's tutelage. **2011:** Joined the Bengals as wide receivers coach and helped groom the No. 4-overall pick (Green) in his rookie year.

2004-10: (with Philadelphia) Spent seven seasons with the Eagles, the first four working alongside John Harbaugh. **2009-10:** Served as QBs coach, guiding Pro Bowl seasons for Michael Vick ('10) and Donovan McNabb ('09)...Vick signed as a free agent in his return to the NFL ('09), backing up McNabb in his first season, then starting 12 games in 2010, earning the AP Comeback Player of the Year award and was the NFC's starting QB in the Pro Bowl...In his final season in Philly, McNabb earned his sixth Pro Bowl berth (first since '04) under Urban's guidance. **2007-08:** Served as offensive quality control coach. **2004-06:** Hired by Andy Reid as assistant to the head coach.

1999-2003: (with Univ. of Pennsylvania) 1999: Hired as the director of football administration/operations at Penn.

1997-98: (with Clarion) Spent two seasons coaching wide receivers and tight ends at Clarion (PA) University.

COLLEGE: A native of Mechanicsburg, PA, Urban played wide receiver and kick returner at Washington and Lee University (1992-95), earning a bachelor's degree in English...He also holds a master's degree in communications from Clarion.

PERSONAL: Urban attended Trinity (Camp Hill, PA) HS... James and his wife, Patrice, have two daughters, Brielle and Cassidy, and a son, Jameson.

MVP JACKSON'S 2019 HONOR ROLL



- ✗ NFL Most Valuable Player (*Associated Press & PFWA*)
- ✗ Offensive Player of the Year (*PFWA*)
- ✗ First-Team All-Pro (*Associated Press & PFWA*)
- ✗ All-NFL Team (*PFWA*)
- ✗ AFC Offensive Player of the Year (NFL 101 Awards)
- ✗ Bert Bell Pro Player of the Year (Maxwell Football Club)
- ✗ FedEx Air Player of the Year
- ✗ Pro Bowler and Pro Bowl Offensive MVP
- ✗ AFC Offensive Player of the Month (November)
- ✗ Five-Time AFC Offensive Player of the Week
- ✗ Three-Time FedEx Air Player of the Week
- ✗ One-Time FedEx Ground Player of the Week



CRAIG VER STEEG

SENIOR ASSISTANT / RUNNING BACKS

COLLEGE: USC
 BORN: 9/11/60, REDONDO BEACH, CA
 EXP. (NFL/RAVENS): 14/13



CRAIG VER STEEG (pronounced ver-**STEGG**) is in his 13th year working with the Baltimore offense. In 2019, the Ravens earned a second-straight AFC North title and a franchise-best 14-2 record. Led by 2019 NFL MVP QB Lamar Jackson, the Ravens ranked No. 1 in points (33.2) and rushing yards (206.0) per game, while they finished No. 2 in total yards (407.6). The Ravens set a new NFL single-season rushing record (3,296), besting the 1978 Patriots (3,165). Baltimore became the first team ever to average 200 passing and 200 rushing yards per game in a season. The 2019 Ravens also set season team records for TDs (64), points (531), net yards (6,521), rushing yards (3,296), first downs (386) and fewest turnovers (15). In 2018, Baltimore boasted the NFL's No. 2 rushing attack (152.6 ypg) and produced a then-franchise-record 5,999 total yards. Super Bowl XLVII MVP QB Joe Flacco (2008-18) led the Ravens' offense during much of Ver Steeg's tenure in Baltimore, setting career highs in passing yards (4,317 in '16), TDs (27 in '14) and completion percentage (64.9 in 2016).

ADDITIONAL COACHING HIGHLIGHTS: Ver Steeg, who owns 37 years of overall coaching experience, has an extensive background working with quarterbacks, receivers and running backs – and helping them succeed. As one of John Harbaugh's original coaching hires (2008), Ver Steeg has assisted Ravens offenses in numerous areas, including game preparation, game and practice analysis and guiding players. Prior to the NFL, Ver Steeg guided several players who benefited under his tutelage on the collegiate level, including QB Alex Smith and RB Ray Rice.

2008-19: (with Baltimore) 2019: The Ravens ranked No. 1 in points (33.2) and rushing yards (206.0) per game, while they finished No. 2 in total yards (407.6)...Set a new NFL single-season rushing record (3,296), besting the 1978 Patriots (3,165)...RB Mark Ingram II, who rushed for 1,018 yards and posted 15 total TDs, tying a single-season team record and ranking fourth overall in the NFL, earned Pro Bowl honors

for the third time in his career. **2018:** The Ravens finished second in rushing (152.6 ypg) and set a then-single-season record with 5,999 total yards en route to winning the AFC North title. **2017:** Baltimore ranked ninth in points per game (24.7) and seventh (tied) in both fewest giveaways (17) and sacks allowed (27). **2016:** QB Joe Flacco set a career and Ravens single-season high with 4,317 passing yards and a 64.9 completion percentage. **2015:** Behind four different starting QBs for the first time in team history, Baltimore posted the NFL's No. 8-ranked passing offense (266.9 ypg), including a franchise-record 4,271 net passing yards. **2014:** Offense set then-single-season franchise marks in total points (409) and road points (206)...WR Torrey Smith recorded 11 TD receptions, the second most in team history (Michael Jackson, 14 in 1996)...Baltimore's 19 sacks allowed were the second fewest both in the NFL in '14 and in team history...Pro Bowl RB Justin Forsett produced a career-best 1,266 rushing yards and led the NFL in runs of 20-plus yards (team-record 17). **2012:** Baltimore surrendered just 16 giveaways, setting a franchise single-season low and tying for the NFL's second fewest. **2009:** Assisted with game preparation for a unit that set a then-team record for most total TDs (47) and a franchise record for most rushing TDs (22).

2003-07: (with Rutgers) 2007: Served as RBs coach, guiding Ravens 2008 second-round draft pick and All-American RB Ray Rice, who rushed for a school-record 2,012 yards and 24 TDs on 380 carries (154.8 ypg)...Rice finished his career holding several Rutgers records, including career yards rushing (4,926), career rushing TDs (49) and single-game rushing yards (280). **2005:** Served as offensive coordinator at Rutgers, which finished second in the Big East in both total offense (406.3 ypg) and passing (234.6 ypg). **2004:** Scarlet Knights boasted the nation's No. 6 overall and Big East's top-ranked passing attack (310.5 ypg).

COACHING BACKGROUND

YEARS	COLLEGE/PRO TEAM	POSITION
1984-85	USC.....	Graduate Assistant
1986-89	Utah.....	QBs/Recruiting Coordinator/G.A.
1990-93	University of Cincinnati.....	QBs/WRs/Recruiting Coordinator
1994-95	Harvard.....	Quarterbacks/Wide Receivers
1996	Chicago Bears.....	Offensive Asst./Quality Control
1997-2000	Illinois.....	QBs/Recruiting Coordinator
2001-02	Utah.....	Offensive Coordinator/QBs
2003-07	Rutgers.....	Offensive Coordinator/QBs/RBs
2008-10	Baltimore Ravens.....	Offensive Assistant
2011	Baltimore Ravens.....	Offensive Assistant/Quarterbacks
2012-16	Baltimore Ravens.....	Senior Offensive Assistant
2017	Baltimore Ravens.....	Offensive Assistant/Quarterbacks
2018	Baltimore Ravens.....	Senior Offensive Assistant
2019-20	Baltimore Ravens.....	Senior Assistant/Running Backs



CRAIG VER STEEG

2001-02: (with Utah) Served as offensive coordinator/QBs... Helped recruit the No. 1 overall pick in the 2005 NFL Draft, QB Alex Smith, to Utah...Utah's offense improved 50-or-more spots nationally in nearly every offensive category.

1997-2000: (with Illinois) Served as QBs coach and recruiting coordinator for four years for the Illini.

1996: (with Chicago) Under Dave Wannstedt, worked with the Bears' QBs as an offensive asst./quality control coach.

1994-95: (with Harvard) Served as the passing game coordinator, QBs and WRs coach and recruiting coordinator.

1990-93: (with Cincinnati) Spent four years on the Cincinnati coaching staff with John Harbaugh...Coached QBs, WRs and served as recruiting coordinator.

1986-89: (with Utah) 1989: As the school's assistant QBs coach, he worked with NCAA record-setting QB Scott Mitchell, who went on to play 12 NFL seasons...Also served as Utah's recruiting coordinator and graduate assistant/QBs.

1984-85: (with USC) Launched his coaching career at his alma mater as a graduate assistant.

COLLEGE: Graduated from USC in 1983 and later received his master's degree in education from USC in 1986.

PERSONAL: Attended Redondo (Redondo Beach, CA) HS, where he was later hired as an assistant coach (1980-82) while attending USC...Lettered in football as a DB and wrestled all four years...Craig and his wife, Lisa, have a son, Ian (16).

LAMAR JACKSON AND MARK INGRAM II LED TOP-RANKED RUN GAME IN 2019



In 2019, QB Lamar Jackson ranked sixth in the NFL in rushing yards (1,206), while RB Mark Ingram II (1,018) was No. 14.

MOST RUSHING YARDS / 2019 SEASON

Rk.	Player	Att.	Yards	Avg.	TDs	LG
1.	Derrick Henry (Ten.)	303	1,540	5.08	16	74
2.	Nick Chubb (Cle.)	298	1,494	5.01	8	88
3.	Christian McCaffrey (Car.)	287	1,387	4.83	15	84
4.	Ezekiel Elliott (Dal.)	301	1,357	4.51	12	33
5.	Chris Carson (Sea.)	278	1,230	4.42	7	59
6.	Lamar Jackson (Bal.)	176	1,206	6.85	7	47
7.	Leonard Fournette (Jax.)	265	1,152	4.35	3	81
8.	Josh Jacobs (Oak.)	242	1,150	4.75	7	51
9.	Joe Mixon (Cin.)	278	1,137	4.09	5	41
10.	Dalvin Cook (Min.)	250	1,135	4.54	13	75
11.	Marlon Mack (Ind.)	247	1,091	4.42	8	63
12.	Aaron Jones (GB)	236	1,084	4.59	16	56
13.	Carlos Hyde (Hou.)	245	1,070	4.37	6	58
14.	Mark Ingram II (Bal.)	202	1,018	5.04	10	53

X Lamar Jackson's 1,206 yards in 2019 were the most by a quarterback in NFL single-season history.

X Mark Ingram II has produced at least 6 rushing TDs in six-straight seasons, marking the NFL's longest active streak. Not since Adrian Peterson (seven, from 2007-13) has an NFL player scored at least 6 rushing TDs in six-straight seasons.

X Mark Ingram II tallied four 100-yard rushing games in 2019. He has 19 overall for his career. In Week 16 at Cleveland, he surpassed the 1,000-yard rushing milestone for the third time in his career, entering 2020.



MATT WEISS

RUNNING BACKS COACH

COLLEGE: VANDERBILT
BORN: 3/1/83, CHESHIRE, CT
EXP. (NFL/RAVENS): 12/12



MATT WEISS is in his 12th year with the Ravens and his second as the team's running backs coach. In 2019, the Ravens posted the best offensive campaign in team history and their second-straight AFC North title, helping the team to a franchise-best 14-2 record. Baltimore running backs contributed to a No. 1-ranked rushing attack (206.0 ypg) and scoring unit (33.2 ppg). The offense also finished No. 2 in total yards (407.6) per game and set a new NFL single-season rushing record (3,296), besting the 1978 Patriots (3,165). Baltimore became the first team ever to average 200 passing and 200 rushing yards per game in a season. The 2019 Ravens also set season team records for TDs (64), points (531), net yards (6,521), rushing yards (3,296), first downs (386) and fewest turnovers (15). RB Mark Ingram II led the RB unit, posting 15 total TDs (tying a Ravens' single-season team record and fourth best in NFL in '19) and rushed for 1,018 yards. RBs Gus Edwards (711 yards, 2 TDs) and Justice Hill (225 yards, 2 TDs) also made solid contributions to the top-ranked run game. In the last four seasons coaching on offense, Weiss has assisted with the quarterbacks (2016-17) and the wide receivers (2018) before becoming the team's running backs coach in 2019.

ADDITIONAL COACHING HIGHLIGHTS: Prior to joining the offense, Weiss coached on defense in a variety of roles, including cornerbacks coach, assistant linebackers coach and quality control. In addition to his offensive coaching responsibilities, in 2018 Weiss served as Baltimore's football strategy coordinator. In that role, he was responsible for leading the analytics department of the coaching staff, advising head coach John Harbaugh on game management and scripting situational practice periods. From 2009 (when Weiss began assisting with game management) to 2018, the Ravens produced the NFL's most successful coach challenges (42, including postseason; the league average during this span was 24). With Weiss' assistance, on drives *beginning* in the last 2 minutes of the first half, Baltimore

ranked fifth in points differential in 2018 (+14), first in 2017 (+34) and second in 2016 (+31). The Ravens were the only team to rank in the Top 5 in this category in three-straight seasons. Additionally, with help from Weiss, Baltimore twice used an intentional safety to win a game, including the team's Super Bowl XLVII victory.

2009-19: (with Baltimore) 2019: Ravens set a new NFL single-season rushing record (3,296), besting the 1978 Patriots (3,165)...Baltimore became the first team ever to average 200 passing and 200 rushing yards per game in a season... Ravens also set season team records for TDs (64), points (531), net yards (6,521), rushing yards (3,296), first downs (386) and fewest turnovers (15)...RB Mark Ingram II (1,018 rushing yards and 15 total TDs) earned his third Pro Bowl nod. **2018:** Boasting the NFL's No. 2 rushing attack (152.6 ypg), the Ravens racked up the second-most rushing yards (2,441) in franchise history and produced a then-franchise-record 5,999 total yards...WR Willie Snead IV led the team with 62 catches (651 yards), while WR John Brown tallied a team-high 715 yards and 5 TDs on 42 receptions, en route to Baltimore's AFC North title. **2017:** Baltimore finished the year ranking ninth overall in points per game (24.7), the third-highest mark in franchise history. **2016:** Transitioned to the offensive side of the ball for the first time and worked with then-QBs coach Marty Mornhinweg and the quarterbacks... QB Joe Flacco set a franchise record and career high in passing yards (4,317), completions (436) and completion percentage (64.9). **2015:** Promoted to cornerbacks coach and helped lead the NFL's eighth-ranked defense (337.4 ypg)...The Ravens' pass defense improved from 23rd the prior year to 10th overall (233.6 ypg). **2014:** Promoted to assistant LBs coach and helped OLB Elvis Dumervil set a franchise sack record (17) and earn Pro Bowl honors...OLBs Terrell Suggs and Dumervil combined to produce the NFL's top sack tandem (29)...LB C.J. Mosley also became the first rookie in team history to earn Pro Bowl honors. **2013:** Suggs

COACHING BACKGROUND

YEARS	COLLEGE/PRO TEAM	POSITION
2005-07	Stanford	Graduate Assistant
2008	Stanford	Defensive & Special Teams Assistant
2009-11	Baltimore Ravens	Head Coach's Assistant
2012-13	Baltimore Ravens	Defensive Quality Control
2014	Baltimore Ravens	Defensive Quality Control/Linebackers Asst.
2015	Baltimore Ravens	Cornerbacks
2016-17	Baltimore Ravens	Offensive Assistant
2018	Baltimore Ravens	Football Strategy Coordinator/WRs
2019-20	Baltimore Ravens	Running Backs



MATT WEISS

(10) combined with Dumervil (9.5) to produce 19.5 sacks, and ILB Daryl Smith was one of just three NFL defenders to post at least 100 tackles, 5 sacks and 3 INTs...Smith's 19 PD set a team record by a LB. **2012:** Responsible for breaking down opponents' tendencies, self-scouting and assisting in the secondary...Also responsible for advising John Harbaugh on game management...Ravens won Super Bowl XLVII, defeating the 49ers, 34-31, and sealing the game with an intentional safety. **2011:** Among other duties as the head coach's assistant, Weiss broke down opponent tendencies, created scouting reports and assisted with the secondary...Ravens allowed the NFL's fewest passing TDs with (11)...Defense allowed the third-fewest points (16.6 ppg) in the NFL for the fourth-straight season, tying an NFL record of being in the Top 3 for consecutive years. **2010:** Included in responsibilities as the head coach's assistant, Weiss handled defensive quality control duties and worked with the LBs in practice and meetings...Ravens allowed the NFL's third-fewest points (16.9 ppg) for the third-consecutive year...Lewis (12th) and Suggs (fourth) earned a trip to the Pro

Bowl. **2009:** Joined Baltimore as the head coach's assistant and worked with then-secondary coach Chuck Pagano... Defense ranked No. 3 overall (300.5 ypg)...S Ed Reed earned his sixth Pro Bowl.

2005-08: (with Stanford) Earned a master's in liberal arts from Stanford while also serving as a G.A. under then-head coach Jim Harbaugh...Worked with the defense and special teams.

COLLEGE: Played football at Vanderbilt (2001-04), where he earned a degree in economics...Weiss also earned a master's degree in liberal arts from Stanford (2008).

PERSONAL: While an assistant coach at Smyrna (TN) HS from 2003-04, established a tutoring program to help student-athletes achieve NCAA eligibility...Played baseball and football at Hopkins School (New Haven, CT), and as QB, led the football team to its first-ever 12-0 record and New England Prep School Class C Championship his senior year...Matt and his wife, Melissa, have a son, Bowen, and two daughters, Zuzana and Noema.

2019 RUSHING SETS NFL SINGLE-SEASON RECORD

MOST RUSHING YARDS / 16-GAME NFL SINGLE-SEASON HISTORY

Rk.	Team (Year)	Yards	Avg.	Att.
1.	Baltimore Ravens (2019)	3,296	5.53	596
2.	New England Patriots (1978)	3,165	4.72	671
3.	Kansas City Chiefs (1978)	2,986	4.50	663
4.	Chicago Bears (1984)	2,974	4.41	674
5.	Atlanta Falcons (2006)	2,939	5.47	537





T.J. WEIST

ASSISTANT SPECIAL TEAMS COACH

COLLEGE: ALABAMA
BORN: 6/25/65, BAY CITY, MI
EXP. (NFL/RAVENS): 3/3



T.J. WEIST (pronounced WEEST), who joined the Ravens in 2018 as a coaching analyst, was promoted to assistant special teams coach in 2019. Along with Chris Horton and Randy Brown, Weist helps guide Baltimore's exceptional special teams units. In 2019, the Ravens won a second-straight AFC North title and produced a franchise-best 14-2 record. Baltimore is the first NFL stop for Weist, whose coaching career spans three decades and several colleges, including Western Kentucky, where he coached under John Harbaugh's father, Jack, for one season (2002). Familiar with the Harbaugh coaching legacy, Weist later served as a senior offensive analyst on Jim Harbaugh's Michigan staff in 2015.

ADDITIONAL COACHING HIGHLIGHTS: Among other stops in his career, Weist coached at Connecticut, where he served as interim head coach for part of 2013, and at South Florida, where he was also named interim head coach prior to the Bulls' 2016 Birmingham Bowl game. Over 28 years coaching in the collegiate ranks, Weist guided several receivers who then played in the NFL, including Derrick Alexander, Desmond Howard and Amani Toomer at Michigan; Antwaan Randle El and Courtney Roby at Indiana; Armon Binns, Chris Moore (Ravens) and Kenbrell Thompkins at Cincinnati; Jeremy Davis (Lions) at UConn; Rodney Adams and Marquez Valdes-Scantling (Packers) at USF.

2018-19 (with Baltimore): 2019: Ravens posted a franchise-best 14-2 record en route to their second-straight AFC North title...K Justin Tucker earned Pro Bowl honors after scoring a franchise-record 141 points for the fourth-straight season.

2018: Ravens won the AFC North Division...Focused primarily on providing support for the offensive coaching staff, opponent tendency reports and assisting with the running backs...Joined team as a coaching analyst.

2016 (with South Florida): Hired as offensive coordinator/wide receivers coach by Willie Taggart, who left after the season for Oregon...Weist was named interim head coach for the 2016 Birmingham Bowl, where South Florida defeated South Carolina, 46-39, in OT.

2015 (with Michigan): Under Jim Harbaugh, was the Wolverines' senior offensive assistant for one season.

2013 (with Connecticut): Spent one season with the Huskies, becoming interim head coach midway through the campaign.

2010-12 (with Cincinnati): Spent three seasons as the Bearcats' WRs coach...Mentored current Ravens WR/RS Chris Moore during his freshman year (2012).

2002-09 (with Western Kentucky): In his first year as the Hilltoppers' running backs/wide receivers coach, team won the Division I-AA National Championship under head coach Jack Harbaugh...Promoted to assistant head coach in 2007, serving in that role for three seasons...Team ranked 23rd in the country in total offense in his final year as offensive coordinator (2003-06)...In 2005, helped the Hilltoppers average 405.7 yards per game and score more than 30 points per game.

1994-2001 (with multiple colleges): Spent time guiding mostly wide receivers at several colleges, including Indiana from 1997-2001, serving on the same staff as John Harbaugh in his first season in Bloomington.

1990-93 (with Michigan): Earned his first official coaching role as wide receivers coach under Wolverines' head coach Gary Moeller...Coached former Ravens WR Derrick Alexander and Desmond Howard, who won the Heisman Trophy in 1991.

1988-89 (with Alabama): Began his coaching career as a graduate assistant coach at his alma mater.


COLLEGE: Graduated from Alabama with a B.S. in health and physical education, while also earning his master's in exercise physiology...Played wide receiver for the Crimson Tide (1984-87), earning a letter in '87.

PERSONAL: Attended All Saints (Bay City, MI) HS...T.J. and his wife, Karen, have a son, James (12) and twin daughters, Karrington and Samantha (5).

COACHING BACKGROUND

YEARS	COLLEGE/PRO TEAM	POSITION
1988-89	Alabama	Graduate Assistant - Wide Receivers
1990-93	Michigan	Wide Receivers
1994-95	Southern Illinois	Tight Ends/Wide Receivers
1996	Tulsa	Wide Receivers
1997-2001	Indiana	Wide Receivers
2002	Western Kentucky	Running Backs/Wide Receivers
2003-06	Western Kentucky	Offensive Coordinator - Wide Receivers
2007-09	Western Kentucky	Asst. Head Coach/Pass Game Coord./WRs
2010-12	Cincinnati	Wide Receivers
2013	Connecticut	Interim Head Coach/Offensive Coordinator
2015	Michigan	Senior Offensive Analyst
2016	South Florida	Interim Head Coach/Co-Offensive Coordinator
2018	Baltimore Ravens	Coaching Analyst
2019-20	Baltimore Ravens	Assistant Special Teams





DREW WILKINS

OUTSIDE LINEBACKERS COACH

COLLEGE: MARYLAND
 BORN: 8/20/87, DOYLESTOWN, PA
 EXP. (NFL/RAVENS): 11/11



DREW WILKINS, who enters his 11th season with the Ravens and his first as outside linebackers coach, has helped guide Ravens pass rushers over the last several years. The 2019 Ravens produced a franchise-best 14-2 record, winning a second-straight AFC North title. Baltimore allowed the NFL's third-fewest points (17.6) and fourth-fewest net yards (300.6) per game. The Ravens notched the league's No. 5 run "D" (93.4 ypg) and were No. 6 vs. the pass (207.2 ypg). In 2018, the Ravens were the NFL's No. 1-ranked defense, allowing an NFL-best 292.9 yards per game. Baltimore also permitted the league's second-fewest points per game (17.9). Baltimore was also among the best in other key defensive categories in 2018, including ranking third in third-down defense (34.1), fourth in rushing yards allowed (82.9 ypg) and fifth in passing yards permitted (210.0 ypg). The Ravens' 80.6 defensive passer rating stood second, only behind the Bears' 72.9 mark. In 2017, Wilkins worked with a defensive unit that led the league in both takeaways (34) and INTs (22). He also helped mentor OLB Matthew Judon, who had a breakout season by leading the team in tackles for loss (17) and ranking second in sacks (8). In 2016, Wilkins worked with a defense that ranked fifth against the run (89.4 ypg) and finished seventh overall (322.1 ypg). Wilkins, who spent three seasons (2014-16) as a defensive assistant, was responsible for weekly production of the defensive playbook, scouting reports, film breakdown and assisting with the development of the defensive line in practice. He worked closely with former Ravens OLB Elvis Dumervil, who posted 35.5 sacks in his four years in Baltimore, including a franchise-record 17 sacks in 2014. Prior to joining the Ravens, Wilkins worked as a student assistant while attending the University of Maryland.

2010-19: (with Baltimore) 2019: Ravens produced a franchise-best 14-2 record, winning a second-straight AFC North title... Baltimore allowed the NFL's third-fewest points (17.6) and fourth-fewest net yards (300.6) per game... OLB Matthew Judon led the team with a career-high 9.5 sacks, earning his

first trip to the Pro Bowl. **2018:** Ravens were the NFL's No. 1 defensive unit (292.9 ypg) and among the best in several other key defensive categories: third in third-down defense (34.1), fourth in rushing yards allowed (82.9 ypg) and fifth in passing yards permitted (210.0 ypg). **2017:** Helped coach a defensive unit that allowed the sixth-fewest points per game (18.9) and led the league in both takeaways (34) and INTs (22)... OLB Terrell Suggs earned his seventh Pro Bowl honor and led the team with 11 sacks. **2016:** Assisted defensive line coach Joe Cullen, helping the Ravens boast the NFL's No. 5 rushing defense... Helped mentor DT Timmy Jernigan, who had the best year of his career, posting the third-most sacks (5) of any AFC DT... Ravens' defense finished seventh overall (322.1 ypg) and forced the NFL's fourth-most turnovers (28, tied, Ari. & SD). **2015:** Worked alongside the late Clarence Brooks, helping guide the Ravens' defensive line unit... Defense ranked No. 8 overall (337.4 ypg) and posted the NFL's No. 2 overall unit (291.1 ypg) and No. 1 pass defense (183.3 ypg) over the season's final eight games. **2014:** Worked primarily with the Ravens' defensive line and outside linebackers... Baltimore ranked No. 2 in red zone defense (42.6%) and ranked fourth in the NFL in rush defense (88.3 ypg)... OLB Elvis Dumervil (a franchise-record 17) and OLB Terrell Suggs (12) combined to produce the most sacks (29) among NFL duos. **2013:** As a coaching staff assistant, worked with a unit that helped anchor the league's 11th-ranked rushing defense (105.4 ypg) and allowed the NFL's fifth-fewest rushing TDs (7)... NT Haloti Ngata earned his fifth-straight Pro Bowl nod. **2012:** Worked as the Ravens' football video coordinator... Assisted coaching with self-scouting, opponent tendencies and video cutups en route to the Ravens' Super Bowl XLVII title. **2010-11:** Began his career with the Ravens as a football video operations intern from 2010-11.

COLLEGE: Graduated from Maryland in 2010 with a double major in finance and supply chain management... While attending Maryland, worked as a student assistant under

COACHING BACKGROUND

YEARS	COLLEGE/PRO TEAM	POSITION
2006-09	Maryland	Student Assistant
2010-11	Baltimore Ravens	Football Video Operations Intern
2012	Baltimore Ravens	Football Video Coordinator
2013	Baltimore Ravens	Coaching Staff Assistant
2014-16	Baltimore Ravens	Defensive Assistant
2017	Baltimore Ravens	Assistant Defensive Line Coach
2018-19	Baltimore Ravens	Assistant Defensive Line Coach & OLBs
2020	Baltimore Ravens	Outside Linebackers



"Drew played an important role in my development. He also has a good feel for the game and a great football IQ."

– Longtime Ravens Pro Bowl OLB Terrell Suggs

DREW WILKINS

former Maryland head coach Ralph Friedgen and current Penn State head coach James Franklin...The Terps earned three bowl bids in Wilkins' four years working with the team.

PERSONAL: Attended La Salle College (Glenside, PA) HS, where he graduated in 2006 and earned All-Catholic League honors as a senior TE...Drew and his wife, Nurit, have a son, Benjamin Clarence (2), and a newborn daughter, Emily Nina...

Their son's middle name is a nod to late Ravens D-line coach Clarence Brooks, who was instrumental in the early stages of Drew's NFL coaching career...Was selected to the East-West Shrine Game coaching staff (2017-19) for displaying extraordinary teaching and communication skills in the coaching profession...Served as the West squad's defensive coordinator in 2019.

JUDON IS ONE OF NFL'S BEST ALL-AROUND DEFENDERS


Entering the 2020 season, OLB Matthew Judon is one of four NFL defenders to register at least 150 tackles, 70 QB hits, 40 TFL and 20 sacks since 2017.

NFL DEFENDERS WITH AT LEAST 150 TACKLES, 70 QB HITS, 40 TFL & 20 SACKS (2017-19)

Defender	Tackles	Sacks	TFL	QB Hits
Calais Campbell (Bal.)	195	31.5	44	77
Chandler Jones (Ari.)	161	49	52	77
Cameron Jordan (NO)	164	40.5	50	74
Matthew Judon (Bal.)	156	24.5	41	71



COACHING STAFF



SCOTT COHEN

DIRECTOR OF FOOTBALL RESEARCH

COLLEGE: DICKINSON

BORN: 1/28/69, PHILADELPHIA, PA

EXP. (NFL/RAVENS): 29/6

Scott Cohen is in his 29th NFL season – and sixth with Baltimore’s coaching staff – after spending 23 years in NFL player personnel. As director of football research, Cohen provides weekly reports to the coaching staff for opponent preparation, in addition to self-scouting, opponent-related research projects and top team/NFL trends. He also evaluates and streamlines different technologies with sport science and analytics as they relate to the coaching staff. Prior to his Baltimore arrival, Cohen served as the Buccaneers’ senior personnel advisor (2013-14), Jets’ assistant general manager (2008-12), Eagles’ director of pro personnel (2001-07) and Jaguars’ assistant director of pro scouting (1999-2000). Cohen, who entered the NFL with the Redskins’ scouting department in 1992, worked in the Eagles’ personnel department during several years while John Harbaugh was on the Philly coaching staff. Scott and his wife, Linda, have two children, Hannah and Andrew.



MEGAN McLAUGHLIN


DIRECTOR OF FOOTBALL INFORMATION

COLLEGE: ST. MARY’S COLLEGE

BORN: 4/28/76, DESTREHAN, LA

EXP. (NFL/RAVENS): 19/16

In her 16th year with the Ravens, Megan McLaughlin was recently promoted to director of football information. She supports the coaching staff in all of its daily operations. Among her many duties, McLaughlin manages the updates for the players’ iPad playbooks, making sure they have the latest information, including daily schedules and gameplans from the coaches. McLaughlin previously served as the administrative assistant to player personnel for the Saints (1999-2001), and she was also an office manager for the University of Florida football team (2002-04). McLaughlin was a student manager for football and women’s lacrosse at Notre Dame (1995-98). She earned a bachelor’s degree from St. Mary’s College in Notre Dame, IN.



DAN PARSONS

ASSISTANT TO THE HEAD COACH

COLLEGE: OHIO

BORN: 11/24/84, PORTLAND, ME

EXP. (NFL/RAVENS): 10/10

Dan Parsons assists head coach John Harbaugh in all areas, including day-to-day operations, office management and administration. After earning his master’s degree in coaching education from Ohio University, Parsons spent two years as the Ravens’ operations intern before joining the coaching staff in 2012. He earned a second master’s (sports administration) from Fairleigh Dickinson in 2013. During the 2020 COVID-19 quarantine, Parsons took a Spanish language course.

COACHING STAFF




BRIAN DUKER
Coaching Analyst -
Defense
Joined Ravens: 2018




SCOTT ELLIOTT
Coaching Analyst -
Performance
Joined Ravens: 2019




ZACH ORR
Coaching Analyst -
Defense
Joined Ravens: 2014




SAM ROSENGARTEN
Coaching Analyst -
Performance
Joined Ravens: 2017



RON SHRIFT
Coaching Analyst -
Performance
Joined Ravens: 2017



TRAVIS SWITZER
Coaching Analyst -
Offense
Joined Ravens: 2017



DANIEL STERN
Football Analyst
Joined Ravens: 2016



ALL-TIME RAVENS COACHES

NAME	LAST POSITION HELD	NAME	LAST POSITION HELD
ROY ANDERSON	Defensive Asst./Secondary, 2009-11	TED MONACHINO	Linebackers, 2010-15
RICHARD ANGULO	Assistant Offensive Line, 2015-20	WILBERT MONTGOMERY	Running Backs, 2008-13
MARK ASANOVICH	Asst. Strength & Conditioning, 2002	MARTY MORNHINWEG	Offensive Coordinator, 2015-18
TERYL AUSTIN	Secondary, 2011-13	CHIP MORTON	Asst. Strength & Conditioning, 1999-2001
JUNEY BARNETT	Asst. Strength & Conditioning, 2012-18	TONY NATHAN	Running Backs, 2006-07
MAXIE BAUGHAN	Linebackers, 1996-98	RICK NEUHEISEL	Offensive Coord./Quarterbacks, 2005-07
BRIAN BILLICK	Head Coach, 1999-2007	MIKE NOLAN	Defensive Coordinator, 2001-04
ANDY BISCHOFF	Assistant Tight Ends, 2015-20	SCOTT O'BRIEN	Special Teams, 1996-98
CLARENCE BROOKS	Senior Defensive Assistant, 2006-16	CHUCK PAGANO	Defensive Coordinator, 2008-11
JASON BROOKS	Offensive Quality Control, 2009-12	BRIAN PARIANI	Tight Ends, 2014
RANDY BROWN	Special Teams, 2008-20	DEAN PEES	Defensive Coordinator, 2010-17
JACOB BURNEY	Defensive Line, 1996-98	MIKE PETTINE	Outside Linebackers, 2002-08
JIM CALDWELL	Offensive Coordinator, 2012-13	RUSS PURNELL	Special Teams, 1999-2001
CAM CAMERON	Offensive Coordinator, 2008-12	ALVIN REYNOLDS	Defensive Backs, 1996-98
MARK CARRIER	Secondary, 2006-09	PAUL RICCI	Asst. Strength & Conditioning, 2002-07
JUAN CASTILLO	Offensive Line, 2012-16	BOB ROGUCKI	Dir. of Strength & Conditioning, 2008-16
MATT CAVANAUGH	Offensive Coordinator, 1999-2004	GREG ROMAN	Offensive Coordinator, 2006-07, 2017-20
JIM COLLETTA	Offensive Line, 1999-2004	JERRY ROSBURG	Sp. Teams Coord./Assoc. Head Coach, 2008-18
JOE CULLEN	Defensive Line, 2016-20	REX RYAN	Asst. Head Coach/Def. Coord., 1999-2008
DAVID CULLEY	Asst. HC/Pass Coordinator/WRs, 2019-20	AL SAUNDERS	Senior Offensive Assistant, 2009-10
JOE D'ALESSANDRIS	Offensive Line, 2017-20	STEVE SAUNDERS	Head Strength & Conditioning, 2016-20
BILLY DeLORBE	Cross Training Specialist, 2014	JIM SCHWARTZ	Quality Control/Defense, 1996-98
JACK DEL RIO	Linebackers, 1999-2001	JOHN SETTLE	Quality Control/Special Teams, 1996-97
RICK DENNISON	Quarterbacks, 2014	STEVE SHAFER	Asst. Head Coach/Secondary, 1999-2001
JOHN DUNN	Asst. Strength & Conditioning, 2008-11	DAVID SHAW	Wide Receivers, 2002-05
LESTER ERB	Quality Control/Offense, 1997-98	MIKE SHEPPARD	Wide Receivers, 1996
BOBBY ENGRAM	Tight Ends, 2014-20	DARRIN SIMMONS	Quality Control/Special Teams, 1998
VIC FANGIO	Linebackers, 2006-09	JERRY SIMMONS	Strength and Conditioning, 1996-98
JIM FASSEL	Offensive Coordinator, 2004-06	MATT SIMON	Running Backs, 1999-2005
JOHN FASSEL	Special Teams Assistant, 2005-07	MIKE SINGLETARY	Inside Linebackers, 2003-04
KIRK FERENTZ	Asst. Head Coach/Offense, 1996-98	MIKE SMITH	Linebackers, 1999-2002
JEDD FISCH	Asst. Quarterbacks Coach, 2004-07	STEVE SPAGNUOLO	Secondary/Asst. Head Coach, 2013-14
JEFF FITZGERALD	Linebackers, 2004-07	DON STROCK	Quarterbacks, 1996-98
CHRIS FOERSTER	Offensive Line/Asst. Head Coach, 2005-07	BENNIE THOMPSON	Assistant Special Teams, 2000-05
LESLIE FRAZIER	Secondary, 2016	DENNIS THURMAN	Secondary, 2002-07
JEFF FRIDAY	Strength and Conditioning, 1999-2007	MARC TRESTMAN	Offensive Coordinator, 2015-16
FRANK GANSZ JR.	Special Teams Coordinator, 2006-07	JAMES URBAN	Quarterbacks, 2018-20
THOMAS HAMMOCK	Running Backs, 2014-18	CRAIG VER STEEG	Sr. Assistant/RBs, 2008-20
JAY HARBAUGH	Offensive Quality Control, 2013-14	TODD WASHINGTON	Assistant Offensive Line, 2011-16
JOHN HARBAUGH	Head Coach, 2008-20	ANTHONY WATSON	Asst. Strength and Conditioning, 2019-20
WADE HARMAN	Tight Ends, 1999-2013	MATT WEISS	Running Backs, 2009-20
DONNIE HENDERSON	Secondary, 1999-2003	T.J. WEIST	Assistant Special Teams, 2018-20
CHRIS HEWITT	Pass Defense Coordinator, 2012-20	KEN WHISENHUNT	Tight Ends, 1997-98
PAT HILL	Tight Ends, 1996	DREW WILKINS	Outside Linebackers, 2014-20
CHRIS HORTON	Special Teams Coordinator, 2016-20	PHIL ZACHARIAS	Defensive Assistant, 2002-04
JIM HOSTLER	Wide Receivers, 2008-13	GARY ZAUNER	Special Teams Coordinator, 2002-05
HUE JACKSON	Quarterbacks, 2008-09	JIM ZORN	Quarterbacks, 2010
MILT JACKSON	Wide Receivers, 1999-2000		
MIKE JOHNSON	Wide Receivers, 2006-07		
GARY KUBIAK	Offensive Coordinator, 2014		
AL LAVAN	Running Backs, 1996-98		
MARVIN LEWIS	Defensive Coordinator, 1996-2001		
STERLING LUCAS	Defensive Assistant/DL, 2018-20		
JOHNNIE LYNN	Secondary, 2004-05		
MARWAN MAALOUF	Asst. Special Teams, 2008-11		
MIKE MACDONALD	Linebackers, 2015-20		
ERIC MANGINI	Quality Control/Offense, 1996		
RICHARD MANN	Wide Receivers, 1997-98		
TED MARCHIBRODA	Head Coach, 1996-98		
DON "WINK" MARTINDALE	Defensive Coordinator, 2012-20		
JOHN MATSKO	Offensive Line, 2008-10		
GREG MATTISON	Defensive Coordinator, 2008-10		
JESSE MINTER	Defensive Backs, 2018-20		
ANDY MOELLER	Offensive Line, 2008-13		

RAVENS COACHING TREE

2020 NFL & NCAA HEAD COACHES WHO SPENT TIME IN RAVENS ORGANIZATION

Head Coach (Team)	Last Position Held w/ Ravens (Years)
Vic Fangio (Broncos)	Linebackers (2006-09)
Kirk Ferentz (Iowa)	Asst. Head Coach/Offense (1996-98)
Thomas Hammock (N. Illinois)	Running Backs (2014-18)
David Shaw (Stanford)	Wide Receivers (2002-05)

✗ Other former Ravens assistants who became head coaches include Jim Caldwell (Lions), Jack Del Rio (Jaguars/Raiders), Pat Hill (Fresno State), Hue Jackson (Raiders/Browns), Gary Kubiak (Broncos), Marvin Lewis (Bengals), Eric Mangini (NY Jets/Browns), Rick Neuheisel (UCLA), Mike Nolan (49ers), Chuck Pagano (Colts), Mike Pettine (Browns), Rex Ryan (Jets/Bills), Jim Schwartz (Lions), Mike Singletary (49ers), Mike Smith (Falcons) and Ken Whisenhunt (Cardinals/Titans).



OZZIE NEWSOME

EXECUTIVE VICE PRESIDENT

COLLEGE: ALABAMA

BORN: 3/16/56, MUSCLE SHOALS, AL

EXP. (NFL/RAVENS): 43/25 (13 PLAYING / 30 FRONT OFFICE)



OZZIE NEWSOME's legacy is unlike any the game of football has produced. Simply put, "The Wizard" will forever remain in a class of his own.

Flourishing at every point of his football career, Newsome has not just followed a successful path, he has blazed the trail. Known throughout all of sports as a premier leader, Newsome is a Hall of Fame player, the architect of Baltimore's Super Bowl XXXV and Super Bowl XLVII championship teams and an elite personnel evaluator who became the NFL's first African American general manager in 2002.

(In 2019, Newsome's longtime top lieutenant, Eric DeCosta, took over as the Ravens' EVP & GM. However, Newsome maintains a significant role within the organization as its executive vice president.)

"If Ozzie wasn't already in the Hall of Fame as a tight end, they would be putting him in as a general manager," Hall of Fame GM Bill Polian stated.

"Ozzie is special as a person," head coach John Harbaugh states. "Obviously, he's great at what he does – that's proven. He's been great at everything that he's done. If you look at his history, he's a Hall of Famer; he's in every Hall of Fame there is, and still counting. For me, it goes beyond that; it goes to who he is as a person – the type of husband he is, the type of father he is, the type of friend he is, confidant, advisor, just all-around good person with a great heart and a strong faith."

Newsome's remarkable football journey began in Leighton, AL, where he first stepped onto the gridiron with the hope of playing college football. That dream turned into a reality when he became a standout at Alabama under Bear Bryant from 1974-77. "Coach Bryant helped me grow up," states Newsome, who has a sideline portrait of the legendary coach and mentor on his office wall. "He pushed me further than I thought I could go, both on and off the field."

In 1978, Cleveland selected Newsome in the first round (23rd

overall) of the NFL Draft. Playing 13 years for the Browns, he authored the most productive career for a tight end in the game's history. A three-time Pro Bowler, his 662 receptions for 7,980 yards and 47 TDs stood as NFL records by a TE until Hall of Famer Shannon Sharpe surpassed those marks in 2001 (HOFer Tony Gonzalez now owns the catches and receiving yards marks, while Antonio Gates holds the TDs record).

Following his storied playing days, Ozzie joined Cleveland's front office. His initial non-player position came as an assignment scout in 1991. Two years later, he was promoted to a comprehensive role – assistant to the head coach/offense/pro personnel. "I had to find out which direction my career would go," Newsome explains. "Art [Modell] gave me the opportunity to work with the coaches, and I enjoyed that. At the same time, I increased my experience with the personnel department and decided that's where I wanted my career to head."


In 1994, Newsome was named the Browns' director of pro personnel. Although he continued to help on the field, Ozzie provided detailed studies on other NFL players and recommended which players the Browns should try to acquire. When the franchise moved to Baltimore in 1996, Mr. Modell invited Newsome and promoted him to vice president of player personnel. From that point, Ozzie's reputation as a supreme talent assessor grew quickly.

In the Ravens' first-ever draft, Newsome tabbed T Jonathan Ogden and LB Ray Lewis (fourth and 26th selections, respectively). Combining to produce an amazing 24 Pro Bowl honors, Ogden became the first Ravens' draft choice elected into the Pro Football Hall of Fame (2013), while Lewis was enshrined in 2018. Fittingly, the duo joined Newsome, who was inducted into the Hall as a Brown in 1999.

Another top Newsome draft pick, S Ed Reed (2002), received a gold jacket in 2019, giving the Ravens three first-ballot Hall of Famers – all selected by "The Wizard."

OZZIE NEWSOME CAREER SNAPSHOT

- NFL's First African American General Manager (promoted in 2002)
- Architect of the Ravens' 2000 Super Bowl XXXV & 2012 Super Bowl XLVII Title Teams
- NFL Executive of the Year (2000)
- Pro Football Hall of Fame (Class of 1999)
- State of Alabama Hall of Fame (Class of 1995)
- National Football Foundation College Hall of Fame and NCAA Hall of Fame (Class of 1994)
- 13-Year NFL Tight End with the Cleveland Browns (1978-90)
- Three-Time NFL Pro Bowler (1981, 1984-85)
- Four-Time Cleveland Touchdown Club Offensive Player of the Year (1978, 1981, 1983-84)
- Current Member of Two Major NFL Policy-Making Groups: Competition Committee and Player Care Foundation Board



OZZIE NEWSOME

"He and I have always been very different in a lot of ways, but so aligned. It's a special relationship in my life. I've learned a lot of football, but honestly, just a lot more about being a good person. So, I am extremely happy that Ozzie is going to play such a significant role moving forward for this organization."

– Ravens EVP & GM Eric DeCosta on Ozzie Newsome

Starting with Ogden and Lewis, Newsome consistently compiled impressive draft classes for the Ravens. In the team's first 23 drafts (1996-2018) – all led by Newsome – Baltimore tabbed 24 first-rounders who have earned a total of 64 Pro Bowl honors. And when the Ravens had a high pick, they didn't miss. Of the eight players chosen in the Top 10 by Baltimore, five (Ogden, OLB Peter Boulware, CB Chris McAlister, RB Jamal Lewis, the 2003 NFL Offensive Player of the Year, and OLB Terrell Suggs, the 2011 NFL Defensive Player of the Year) earned Pro Bowl accolades. Additionally, Baltimore picked in the bottom half of the first round with uncanny success: Lewis was twice named the NFL Defensive Player of the Year; TE Todd Heap (31st) went to two Pro Bowls as a Raven; Reed (24th) was chosen an All-Star nine times and earned NFL Defensive Player of the Year in 2004; QB Joe Flacco (18th) was named Super Bowl XLVII MVP, leading the Ravens to their second World Championship in 2012; LB C.J. Mosley (17th) became the first Ravens rookie to garner Pro Bowl honors following an exceptional 2014 season (and again in 2016-18); and QB Lamar Jackson (32nd) was named just the second-ever unanimous NFL MVP in 2019.

Amazingly, in the Ravens' brief history with Newsome at the helm, he drafted 25 players who earned Pro Bowl honors. When including 2006 Pro Bowl LB Bart Scott, Pro Bowl K Justin Tucker (2013, 2016 & 2019), Pro Bowl LS Morgan Cox (2015-16 & 2019) and Pro Bowl FB Patrick Ricard (2019), who signed as rookie free agents in 2002, 2012, 2010 and 2017, respectively, Baltimore produced 29 homegrown Pro Bowlers under Newsome's leadership.

In addition to his knack for evaluating talent on the field, Ozzie has also mastered the ability to develop and share insight with scouts who work under him. Over time, Newsome developed the Ravens' methodical and disciplined draft process, one that's foundation is laid years in advance. Now led by DeCosta, the "process" includes 27 members of the scouting department, but also has feedback from Ravens coaches. Much of Baltimore's staff has been with the team since the franchise started in 1996 or has graduated from the "20/20 Club," a group that consists of

members who began with the Ravens as young assistants and grew into evaluators with more input. (The term "20/20" refers to hiring "20-year-olds for \$20,000." "Actually, the guys started when they were a little older than 20 and for more than \$20,000, but that's what we call them," Newsome adds.)

DeCosta and Newsome, who is on the NFL's Competition Committee and the NFL Player Care Foundation Board, encourage all scouts and coaches to have strong opinions, noting specifically that they want to hear what everyone in the room has to say. Because of this philosophy, one of the biggest strengths of the Ravens' personnel team is that "we respect and listen to each other."

"We've been fortunate to have guys who cut their teeth right here in Baltimore, and our methods and philosophies have become engrained," Newsome affirms. "We have had great guys with Phil Savage, 'Shack' [James Harris], George Kokinis, Eric DeCosta and other people who were helping these young scouts along the way. I think that's the secret. It's the way we do things, and the way these guys gravitate to the process of the Baltimore Ravens."

With leadership from Newsome, Baltimore also fosters an environment that breeds standout coaches. By bringing in individuals who embrace the "Raven Way," Baltimore creates a synergy that manufactures success among scouts, coaches and players. As a result, the Ravens have had many assistants move on to become or return as head coaches, both on the collegiate and NFL level: Jim Caldwell (Lions), Jack Del Rio (Jaguars/Raiders), Vic Fangio (Broncos), Kirk Ferentz (Iowa), Pat Hill (Fresno State), Hue Jackson (Raiders/Browns), Gary Kubiak (Broncos),

Marvin Lewis (Bengals), Eric Mangini (Browns/Jets), Rick Neuheisel (UCLA), Mike Nolan (49ers), Chuck Pagano (Colts), Mike Pettine (Browns), Rex Ryan (Jets/Bills), Jim Schwartz (Lions), David Shaw (Stanford), Mike Singletary (49ers), Mike Smith (Falcons) and Ken Whisenhunt (Cardinals/Titans).

"[Ravens] guys love to play the game, and those are the guys you surround yourself with," states Ryan, who worked with Newsome from 1999-2008. "That's why you have a chance to be successful [in Baltimore]."

NEWSOME'S 1ST-ROUND PICKS

Year	Name	Pick	Pro Bowls
1996	T Jonathan Ogden* [@]	4	11
1996	LB Ray Lewis* ^{##+@}	26	13
1997	LB Peter Boulware* ⁻	4	4
1998	CB Duane Starks* [*]	10	
1999	CB Chris McAlister* [*]	10	3
2000	RB Jamal Lewis* [~]	5	1
2000	WR Travis Taylor	10	
2001	TE Todd Heap* [*]	31	2
2002	S Ed Reed* ^{#@}	24	9
2003	OLB Terrell Suggs* ^{-#}	10	7
2003	QB Kyle Boller	19	
2005	WR Mark Clayton* [*]	22	
2006	DT Haloti Ngata* [*]	12	5
2007	G Ben Grubbs* [*]	29	2
2008	QB Joe Flacco ^{^+}	18	
2009	T Michael Oher* [*]	23	
2011	CB Jimmy Smith	27	
2013	S Matt Elam	32	
2014	LB C.J. Mosley* [*]	17	4
2015	WR Breshad Perriman	26	
2016	T Ronnie Stanley	6	1
2017	CB Marlon Humphrey	16	1
2018	TE Hayden Hurst	25	
2018	QB Lamar Jackson ⁼	32	1

+ Super Bowl MVP @ Pro Football Hall of Famer
 = NFL MVP # NFL Defensive Player of the Year
 ~ NFL Offensive Player of the Year
 - NFL Defensive Rookie of the Year
 * All-Rookie Team performer that season
 ^ *NFL.com* Rookie of the Year (fan vote)

OZZIE NEWSOME

NFL PLAYER: 1978-90: (with Cleveland) Newsome retired after 13 years as a premier NFL tight end...Entering 2020, his 662 receptions and 7,980 receiving yards both rank sixth most all time by a TE (each mark also stands as the most ever by any player in Browns history)...Newsome also caught 47 career TD passes, fifth most in Browns annals...Newsome ended his career as the fourth-leading NFL receiver of all time...He earned three Pro Bowls (1981, 1984-85) and was a four-time winner of the Cleveland Touchdown Club's Offensive Player of the Year award (1978, 1981 and 1983-84)... His streak of 150-consecutive games with a catch by a TE is the second longest in NFL history (Tony Gonzalez, 211)... Winner of the 1990 Byron "Whizzer" White Award as the NFL's top community volunteer...Newsome, who was named to the All-NFL team of the 1980's (second team), consistently received All-AFC and All-NFL honors throughout his career... He was a 1978 No. 1 draft choice (23rd overall), along with LB Clay Matthews (12th), and the two are among an elite group of Browns to have played for three decades...The others are Gene Hickerson (1958-60, 62-73), Dick Schafrath (1959-71) and Don Cockroft (1968-80)...Until former Ravens TE Shannon Sharpe broke his records in 2001, Newsome's pro career was the most productive of any TE in NFL history... Was inducted into the Pro Football Hall of Fame in 1999... Calvin Hill (RB - Dallas, Washington, Cleveland), a close friend, introduced Newsome at the induction ceremony.

COLLEGE: Newsome graduated from Alabama with a degree in recreation administration...During his four-year career with the Crimson Tide, he posted 102 receptions for 2,070 yards and 16 TDs...Newsome also helped Alabama capture three SEC Championships...As a senior in 1977, he was named team captain and the Southeastern Conference's Lineman of the Year...Newsome also earned All-American honors at WR...He was inducted into the College Football Hall of Fame (South Bend, IN) in 1994.

PERSONAL: Attended Colbert County (Leighton, AL) HS... Winner of the 1990 Byron "Whizzer" White Award as the NFL's top community volunteer, he is widely known for his willingness to help those in need...In 2017, Newsome was honored with the Achievement in Professional & Educational Excellence (APEX) Award from the Earl G. Graves School



Ozzie Newsome (right) was inducted into the Pro Football Hall of Fame in 1999 and introduced by close friend Calvin Hill.

of Business and Management Honors Program at Morgan State University...In 2014, Newsome received the Leadership Award for career achievement at the John Mackey Awards banquet...In 2012, was honored with the Maxwell Football Club's Francis J. "Reds" Bagnell Award for outstanding contribution to the game of football...In 2007, along with Tony Dungy, Herm Edwards and Lovie Smith, Newsome received the Fritz Pollard Alliance's Johnnie Cochran Salute to Excellence Award, which honors African Americans in the NFL who make the biggest impact on the field and in the front office...Newsome was also honored with the award in 2009, 2011 and 2012...Additionally, in 2007, he received the FPA's Paul "Tank" Younger Award, acknowledging his dedication and achievement in building a successful organization... Newsome has gained induction into eight Halls of Fame: Pro Football Hall of Fame in Canton, OH (1999), National Football Foundation College Hall of Fame (1994), NCAA Hall of Fame (1994), State of Alabama Hall of Fame (1995), National High School Hall of Fame (2014), National Federation of State High School Associations Hall of Fame (2014), Colbert County High School (Leighton, AL) Hometown Hall of Fame (2012) and Little League Baseball Hall of Fame (2008)...An avid golfer, Ozzie's dream foursome would include Bear Bryant, Tiger Woods, Michael Jordan and himself...Newsome and his wife, Gloria, live in Cockeysville, MD... Their son, Michael Ryan, graduated from Alabama.

TOP RAVENS HONORS UNDER NEWSOME

Under Ozzie Newsome's guidance, the Ravens have produced five all-time AP Player of the Year honors and one AP NFL MVP. Baltimore has also had two players earn Defensive ROY, two garner Super Bowl MVP honors and three selected into the Pro Football Hall of Fame. All of these players (below) are Ravens' draft picks.

Draft Pick (Year)	Major Accolade
Jonathan Ogden (1996)....	Pro Football Hall of Fame (2013)
Ray Lewis (1996).....	Pro Football Hall of Fame (2018)
	2000 & 2003 Defensive POY
	Super Bowl XXXV MVP
Peter Boulware (1997)	1997 Defensive Rookie of the Year
Jamal Lewis (2000).....	2003 Offensive POY

Draft Pick (Year)	Major Accolade
Ed Reed (2002).....	Pro Football Hall of Fame (2019)
	2004 Defensive POY
Terrell Suggs (2003)....	2003 Defensive ROY
	2011 Defensive POY
Joe Flacco (2008).....	Super Bowl XLVII MVP
Lamar Jackson (2018)...	2019 NFL MVP



PAT MORIARTY

SENIOR VP OF FOOTBALL OPERATIONS

COLLEGE: GEORGIA TECH

BORN: 5/19/55, CLEVELAND, OH

EXP. (NFL/RAVENS): 28/25 (1 PLAYING / 27 FRONT OFFICE)



PAT MORIARTY, the team's senior vice president of football operations, has been a key part of the franchise since 1994. A longtime member of the personnel staff, Moriarty was one of the NFL's original "capologists." He oversees the management and strategic planning of the Baltimore salary cap. He has negotiated hundreds of player contracts and works closely with Nick Matteo on the team's salary cap administration, roster management and the day-to-day operations of the player personnel department. Over the course of 26 years, Moriarty has negotiated player contracts totaling over \$1 billion. He has negotiated contracts for over 150 draft choices, as well as numerous free agents. He also analyzes draft-day trades during the NFL Draft each spring. Moriarty works closely with GM Eric DeCosta in many areas, including helping to coordinate the budgets of the scouting, coaching, equipment, football video, training, and strength and conditioning departments. In 2008, Moriarty was part of an eight-member committee to select head coach John Harbaugh.

1996-2020: (with Baltimore) 2019: Re-negotiated the contracts of Pro Bowlers G Marshal Yanda and DT Brandon Williams. **2018:** Signed all 12 draft picks and free agent WRs Michael Crabtree and John Brown, as well as restricted free agent WR Willie Snead IV. **2017:** Negotiated a multi-year contract extension for DT Brandon Williams and signed free agents CB Brandon Carr and S Tony Jefferson, both of whom started every game in '17. **2016:** Negotiated a multi-year contract extension for Super Bowl XLVII MVP Joe Flacco and signed free agents WR Mike Wallace, TE Benjamin Watson and S Eric Weddle, who earned two trips to the Pro Bowl as a Raven. **2015:** Negotiated a contract extension for CB Jimmy Smith and P Sam Koch. **2013-14:** Re-signed a number of key Ravens free agents, including RB Justin Forsett, who earned his first Pro Bowl, and Pro Bowl WR Steve Smith Sr. to multi-year deals ('14)...Re-signed Flacco to a six-year contract and signed free agents DL Chris Canty and OLB Elvis Dumervil to multi-year deals ('13). **2010-12:** Extended the contracts of defensive starters S Bernard Pollard and CB Lardarius Webb ('12) and negotiated a long-term deal for Koch ('11)...Ravens traded for and then signed Pro Bowl WR Anquan Boldin ('10) and signed standout free agent DE Cory Redding. **2008-09:** In 2009, team re-signed LB Ray Lewis to finish his career in Baltimore and added quality free agent veterans, including six-time Pro Bowl C Matt Birk, K Billy Cundiff, CB Domonique Foxworth and CB/RS Chris Carr, to improve the roster... In 2008, Ravens signed Pro Bowl special teamer Brendon Ayanbadejo. **2005-07:** Ravens traded for QB Steve McNair in 2006, and in 2007, for RB Willis McGahee, who earned his first Pro Bowl with Baltimore...Moriarty also re-negotiated the contracts of two key Ravens defensive players: NT Kelly Gregg and Pro Bowl S Ed Reed...Also re-signed OLB

Jarret Johnson and Pro Bowl LB Bart Scott...In free agency, Moriarty negotiated the contracts for key additions DE Trevor Pryce, WR Derrick Mason and CB Samari Rolle...Named VP of football administration in '05. **1997-2004:** Re-negotiated the contracts of several other pivotal players, including Pro Bowler TE Todd Heap and Hall of Famers LB Ray Lewis and T Jonathan Ogden, allowing the team to remain competitive while staying within the confines of the salary cap. **1996:** When the franchise moved to Baltimore, Moriarty was named the organization's chief financial officer.

1994-95: (with Cleveland) Joined the Browns' front office in 1994 as the director of business operations.

1982-93: Was involved in commercial banking in the Cleveland area. **1988-93:** Worked for Key Bank in Cleveland in the corporate lending division.

NFL PLAYER (1979-81): 1980-81: Spent NFL training camps with Browns and Dolphins. **1979:** Moriarty's NFL career began as a rookie free agent RB for the Cleveland Browns in 1979...Scored 2 TDs and also played on special teams.

COLLEGE/PERSONAL: Earned a bachelor's degree in industrial management from Georgia Tech, where he was a three-year starter at RB...Later earned his master's degree (1993) in business administration from John Carroll University...Earned All-State honors in both football and track at Benedictine (Cleveland, OH) HS and was inducted into the school's Athletic Hall of Fame in 2002...Brother, Tom, played five years in the NFL as a DB, four with Atlanta and one with Pittsburgh... Moriarty, who is on the NFL Management Council's Working Club Executive Committee for the 16th-straight year, is a graduate of the University of Baltimore School of Law...Has been a guest speaker at numerous events, including Loyola University, Univ. of Maryland Law School, Univ. of Maryland Business School and the Univ. of Baltimore School of Law, where he spoke on sports and entertainment law...Moriarty joined the Board of the Claire Marie Foundation, which provides clarity and hope in the fight against adolescent and young adult melanoma through awareness, education and prevention. He is also on the Board of Advisors for the Univ. of Baltimore School of Law...Has participated in the annual Ravens' event, A Purple Evening (football sessions for women), speaking on the NFL's salary cap...He and his wife, Lynn, are the parents of son, Kevin, owner and operator of Pure Water Maryland, who played midfield on the 2012 NCAA National Championship Loyola University lacrosse team, and daughters, Laura, a showroom manager for Waldo's Designs, a celebrity interior designer in Hollywood, CA, and Katherine, a medical staffing coordinator at Mary Kraft Staffing in Hunt Valley, MD...Kevin and his wife, Katharine, were married last year and live in Baltimore.



JOE HORTIZ

DIRECTOR OF PLAYER PERSONNEL

COLLEGE: AUBURN

BORN: 11/8/75, PHILADELPHIA, PA

EXP. (NFL/RAVENS): 23/23




JOE HORTIZ is in his 23rd season with the Ravens and second as director of player personnel. Hortiz works closely with George Kokinis, the team's other director of player personnel, to oversee all aspects of college and pro scouting for Baltimore. The pair serve as GM Eric DeCosta's chief personnel evaluators. In 2019, the Ravens were led by former first-round draft pick QB Lamar Jackson, who was named the unanimous NFL MVP. Baltimore recorded a franchise-best 14-2 season, earning its second-straight AFC North title. Including the year Jackson was selected, Hortiz spent 10 seasons (2009-18) as the Ravens' director of college scouting. He was responsible for all aspects of the college process, coordinating the schedules and cross-checking duties of the area and national scouts. Hortiz also managed the team's draft preparation and the evaluation and ranking process of hundreds of NFL draft-eligible prospects. Hortiz, who joined the organization in 1998, spent eight years as a scout for Baltimore, covering the Northeast and Southeast regions before becoming a national scout for three seasons (2006-08). In 2007, the Ravens selected Auburn G Ben Grubbs (29th overall), who was scouted by the fellow Auburn alum Hortiz and became a Pro Bowler in 2011. A graduate of the Ravens' "20/20 Club" (see chart on page 71), Hortiz originally joined Baltimore as a personnel assistant in 1998.

1998-2020: (with Baltimore) 2020: Ravens selected LSU LB Patrick Queen in the first round, and he became the first player from LSU ever selected by Baltimore. **2019:** Oklahoma WR Marquise Brown (25th overall) was Baltimore's first selection in the draft and became one of unanimous NFL MVP Lamar Jackson's favorite targets...Several Ravens draft picks earned their first Pro Bowl honors during Baltimore's franchise-best 14-2 season: TE Mark Andrews ('18 draft), T Orlando Brown Jr. ('18), CB Marlon Humphrey ('17), Jackson ('18), OLB Matthew Judon ('16) and T Ronnie Stanley ('16)...FB Patrick Ricard an undrafted free agent ('17) also earned his first Pro Bowl. **2018:** TE Hayden Hurst (South Carolina) and Jackson (Louisville) were selected in the first round...Both players made contributions during their rookie seasons, with Jackson going 6-1 as a starter in the season's final seven games...Brown Jr. and Andrews (both third round) both played all 16 games, while Andrews set a franchise record for most receiving yards (552) by a rookie TE in a season. **2017:** Baltimore selected Humphrey with the 16th-overall pick, and as a rookie, he tallied 34 tackles (30 solo) 2 INTs and 11 PD. **2016:** Ravens have had significant contributions from the draft class, including starts from Stanley (first round), G/T Alex Lewis (fourth), CB Tavon Young (fourth) and Judon (fifth). **2015:** TE Nick Boyle (fifth round) played all 16 games, leading a young tight ends group along with former teammate and fellow '15 draft pick TE Maxx Williams...Fourth-rounder OLB Za'Darius Smith earned a lucrative deal with the Packers following 2018 season and made his first Pro Bowl in '19. **2014:** First-rounder LB C.J. Mosley (17th overall) became

first-ever Ravens rookie to earn Pro Bowl honors (the four-time Pro Bowler was also named in 2016, 2017 and 2018)... Mosley became the highest paid inside LB in the NFL when he signed with the Jets in the '19 offseason. **2013:** Ravens selected four players, including NT Brandon Williams, who earned a multi-year contract with the Ravens in '18 and has become the key cog in the middle of the D-line...Draft picks C Ryan Jensen, FB Kyle Juszczyk and T Rick Wagner, each of whom developed into premier NFL players at their respective positions, earned multi-year contracts with other NFL clubs. **2012:** Ravens drafted Alabama OLB Courtney Upshaw (second round), Iowa State G Kelechi Osemele (second) and Temple RB Bernard Pierce (third), all of whom helped the Ravens win Super Bowl XLVII...Osemele is a two-time Pro Bowler (2016-17) and named first-team All-Pro in 2016. **2011:** Selected CB Jimmy Smith (Colorado) and WR Torrey Smith (Maryland) in the first two rounds...Torrey set team rookie receiving records in catches (50), yards (841) and TDs (7)...OLB Pernell McPhee (fifth) and QB Tyrod Taylor (sixth) were also selected by Baltimore. **2010:** Ravens drafted key contributors TEs Ed Dickson (third round) and Dennis Pitta (fourth), DE Art Jones (fifth) and WR/RS David Reed (fifth), who had the NFL's longest KOR (103 yards), setting a then-franchise record in 2010. **2009:** Promoted to director of college scouting after eight years as a college scout...In Hortiz's first draft as head of college scouting, Baltimore selected All-Rookie team performer T Michael Oher (Mississippi) with the 23rd-overall selection and CB/RS Lardarius Webb (Nicholls State). **2008:** Scouted players across the country, with a primary focus on the eastern half, where seven of 10 Ravens draft picks, including Super Bowl XLVII MVP QB Joe Flacco, were selected in the '08 NFL Draft. **2007:** Team's first-round draft pick G Ben Grubbs was selected from Hortiz's focus area and attended his alma mater (Auburn). **2006:** Promoted to national scout...Covered the eastern half of the country, including the Big East, Big Ten, MAC, ACC, SEC and Conference USA. **2003-05:** Served as Ravens Southeast area scout and covered the SEC, ACC and C-USA. **2001-02:** Scouted the Northeast. **1998-2000:** Worked both with the pro and college scouting staffs as a football personnel assistant... Responsibilities included assisting then-GM Ozzie Newsome and Sr. VP of football administration Pat Moriarty, who manages the salary cap, and performing "the box" workout at schools across the country for three spring seasons.

COLLEGE/PERSONAL: Joe and his wife, Jennifer, have four boys, Joey (13), Jack (12), Jameson (9) and Julian (7)...While earning his B.S. in accounting from Auburn, Joe was an undergraduate assistant coach for Terry Bowden and the Tigers' football team from 1995-97...Worked with both the QBs and WRs and coached the scout team LBs and secondary... Also coordinated Auburn's summer football camps...Jennifer is also an Auburn alum...Son of Joe and Marlene Hortiz, Joe attended Salesianum (Wilmington, DE) HS.



GEORGE KOKINIS

DIRECTOR OF PLAYER PERSONNEL

COLLEGE: HOBART
BORN: 2/27/67, WETHERSFIELD, CT
EXP. (NFL/RAVENS): 30/24



Now in his 30th NFL season, **GEORGE KOKINIS** is one of the longest-tenured Ravens in Baltimore's player personnel department. Kokinis is one of GM Eric DeCosta's chief personnel evaluators and works closely with Joe Hortiz to oversee all aspects of college and pro scouting for Baltimore. During the 2019 season, the personnel department made 139 roster transactions that aided in a franchise-best 14-2 season for the Ravens, who earned their second-straight AFC North title. Kokinis began his NFL career with the Cleveland Browns in 1991, moving with the franchise to Baltimore in 1996. After advancing through the scouting ranks in the early seasons, Kokinis was named the Ravens' director of pro personnel in 2003 and spent six seasons at the post. He was hired to be the Cleveland Browns' general manager in 2009. As a longtime member of Ozzie Newsome's staff, Kokinis returned to the franchise in 2010, bringing a wealth of player personnel experience and knowledge back to Baltimore.

2010-20: (with Baltimore): 2019: Baltimore posted a franchise-best 14-2 record and earned its second-straight AFC North title...Named director of player personnel by new general manager Eric DeCosta following the draft...Under DeCosta's leadership, Kokinis and Joe Hortiz, the team's two directors, oversee all college and pro scouting efforts. **2010:** Re-joined the team as the Ravens' senior personnel assistant.

2009: (with Cleveland) 2009: Named the Browns' general manager on Jan. 26, 2009.

1996-2008: (with Baltimore) 2003-08: Kokinis became the team's director of pro personnel in 2003, overseeing all aspects of the pro football personnel department...In his six years as director, his role included assisting evaluating free agent talent, monitoring waiver wire transactions, and

handling contract negotiations for later-round draft picks. **2000-02:** Promoted to the Ravens' assistant director of pro personnel in 2000, the year Baltimore won Super Bowl XXXV... Conducted the advance scouting of Ravens opponents and provided reports to the coaches. **1996-99:** Was the Ravens' Northeast area scout for four years before moving over to pro personnel...Was among the group of Browns' staffers invited by Art Modell to move to Baltimore with the franchise.

1991-95: (with Cleveland) Began his NFL scouting career with the Browns in 1991 after serving an internship in the team's operations department.

COLLEGE/PERSONAL: Graduated from Hobart College with a B.A. in psychology and earned his master's degree in sports management at the University of Richmond (1991), while working as a graduate assistant coach for the Spiders' baseball team...He played both football and baseball during his collegiate career, earning ECAC Baseball Player of the Year honors in 1989 as a pitcher for the Statesmen, and was selected to represent the conference in a New York vs. New Jersey All-Star Game played at Yankee Stadium...Kokinis was a two-sport athlete at Wethersfield (CT) HS...George and his wife, Elizabeth, have a daughter, Marissa (21), and twins, Peter and Ella (16).

"George has been with us from the beginning. We've worked together for over 20 years. Not only is he one of the best player evaluators and personnel guys in the league, but he is one of my top trusted advisers and friends. I value his substantial football knowledge and his recommendations in helping build our team. Plain and simple, George helps us win football games."

– EVP & GM Eric DeCosta

2020 NFL DRAFT PRAISE

Mel Kiper, ESPN: "General manager Eric DeCosta had another really strong draft [in 2020]. Expect Baltimore to be a Super Bowl contender again."

Daniel Jeremiah, NFL Network: "The Baltimore Ravens, as always, they just sit and be patient and let good players fall right in their laps. Ozzie Newsome did it; we saw Eric DeCosta do it [in 2020] as well."

Pete Prisco, CBSSports.com: "The Ravens, as usual, did a heck of a job [in the 2020 draft]. Eric DeCosta has taken over where Ozzie Newsome left off – by understanding what it takes to stock a roster."

Chad Reuter, NFL.com: "Just another outstanding draft for GM Eric DeCosta, finding good value at every pick in the first three rounds [of the 2020 draft] and meeting most of the team's top needs. It's criminal that DeCosta is this good at drafting players."

Vinnie Iyer, Sporting News: "Yes, purple did reign supreme in [the 2020] draft with Eric DeCosta and John Harbaugh also looking like two princes of prospects."

Nate Davis, USA Today: "Few teams scout the college ranks with more prescience, and last year's handover from Ozzie Newsome to current GM Eric DeCosta has been seamless."

Brian Baldinger, NFL Network: "The Ravens won [the 2020] draft, hands down. They moved up and down the board, ultimately making 10 picks and drafting almost every position. General manager Eric DeCosta did a masterful job finding good value and addressing needs from top to bottom."



VINCENT NEWSOME

SENIOR PLAYER PERSONNEL EXECUTIVE

COLLEGE: WASHINGTON
 BORN: 1/22/61, BRAINTREE, ENGLAND
 EXP. (NFL/RAVENS): 38/25 (10 PLAYING / 28 SCOUTING)



VINCENT NEWSOME is in his 25th season with the franchise. He spent 10 years as an NFL safety on two teams before moving into the scouting ranks. As the team's senior player personnel executive, Newsome works with Eric DeCosta, Joe Hortiz and George Kokinis, assisting on all matters related to football operations and player personnel. In 2019, the Ravens were led by former first-round draft pick QB Lamar Jackson, who was named the unanimous NFL MVP. Baltimore recorded a franchise-best 14-2 season, earning its second-straight AFC North title. Newsome's responsibilities entail analyzing NFL rosters, reviewing the waiver wire daily and evaluating each year's free agency market. Newsome also is tasked with evaluating Ravens players, advance scouting of Ravens opponents, assisting with free agent workouts and communicating with player agents. He also scouts the annual college all-star games and visits some schools in the fall. From 2009-18, Newsome served as the team's director of pro personnel. In 2008, he served on the eight-member committee to interview and select Ravens head coach John Harbaugh. Newsome originally joined the franchise's personnel department in 1993.

1996-2020: (with Baltimore) 2020: DE Calais Campbell was acquired via trade, while DE Derek Wolfe signed as a free agent to strengthen the defense. **2019:** Team signed Pro Bowlers ST Justin Bethel, RB Mark Ingram II and S Earl Thomas III...Ingram II and Thomas III earned Pro Bowl honors in their first season in Baltimore...Named senior player personnel executive. **2018:** Ravens bolstered offense by signing three veteran WRs: John Brown, Michael Crabtree and Willie Snead IV. **2014-17:** Ravens signed key free agents CB Brandon Carr, S Tony Jefferson, WR Mike Wallace, TE Benjamin Watson and S Eric Weddle ('16) and RB Justin Forsett and WR Steve Smith Sr. ('14), adding valuable depth to the roster...Weddle (2016-18) and Forsett (2014) earned Pro Bowl honors as Ravens. **2013:** Was selected to attend the NFL's Career Development Symposium for upper management personnel at the Wharton School of Business in Philadelphia...Ravens bolstered roster following Super Bowl XLVII victory with Pro Bowl OLB Elvis Dumervil and DE Chris Canty. **2012:** Ravens acquired key free agent WR/RS Jacoby Jones ('12), who earned his first Pro Bowl in 2012 and helped the Ravens win Super Bowl XLVII. **2010:** Ravens traded for Pro

Bowl WR Anquan Boldin, who provided solid leadership and was a key contributor in the Super Bowl run. **2009:** Named the Ravens' director of pro personnel...Assisted in evaluating and acquiring free agents including C Matt Birk (six-time Pro Bowler). **2003-08:** Was the team's assistant director of pro personnel for six years, handling advance scouting of Ravens opponents, as well as evaluating talent in the CFL...Newsome conducted free agent workouts during the regular season and assisted the college scouting staff by evaluating talent for the NFL Draft...Baltimore secured a number of key free agents, including three-time Pro Bowl special teamer Brendon Ayanbadejo. **2000-02:** Was the Ravens' western college supervisor, covering players from California to Wisconsin. **1996-99:** Became the Ravens' West area scout upon the team's move to Baltimore...Over the years, key acquisitions from Newsome's scouting area have had success and are recognized league-wide, including Hall of Famer T Jonathan Ogden and Pro Bowlers CB Chris McAlister, TE Todd Heap and OLB Terrell Suggs, the 2003 Defensive Rookie of the Year and 2011 NFL Defensive Player of the Year.

1993-95: (with Cleveland) Spent three years as a special assignment scout evaluating skill positions nationally... Joined the Browns' personnel department after retiring from the NFL after a 10-year playing career in the spring of 1993.

NFL PLAYER (1983-92): Was a standout safety for the Los Angeles Rams and Cleveland Browns...Finished his 10-year career with 763 tackles (526 solo), 4 sacks, 62 PD, 17 INTs, 7 FFs and 9 FRs...Led the Rams in tackles his last two seasons... Was honored by his Rams teammates in 1989 with the Ed Block Courage Award after missing 10 games with a neck injury...In 1985, was both the Rams' Special Teams Player of the Year and a *Sports Illustrated* All-Pro at safety...Was originally a fourth-round draft selection by the Rams in 1983.

COLLEGE/PERSONAL: Earned honorable mention All-America honors as a DB his senior year at Washington... Led the secondary with 69 tackles, recording 4 INTs...Was president of Alpha Phi Alpha fraternity and majored in psychology...Attended Vacaville (CA) HS, where he was a three-sport athlete (football, basketball and track)...Vincent and his wife, Tasha, have three daughters, Candace, Emerald and Victoria.

SUPER BOWLS SINCE 2000

The Baltimore Ravens have won two Super Bowl titles during their first 24 seasons, capturing the Lombardi Trophy in 2000 and 2012. Baltimore is just one of four NFL franchises to win multiple World Championships since 2000.

MOST SUPER BOWL TITLES SINCE 2000 SEASON

Titles	Team	Seasons
6	New England Patriots	2001, '03, '04, '14, '16, '18
2	Baltimore Ravens	2000, 2012
2	New York Giants	2007, 2011
2	Pittsburgh Steelers	2005, 2008





MARK AZEVEDO

ASST. DIRECTOR OF COLLEGE & PRO PERSONNEL

COLLEGE: COLBY
BORN: 2/17/82, PLYMOUTH, MA
EXP. (NFL/RAVENS): 16/16



MARK AZEVEDO is in his 16th year with Baltimore and his first as assistant director of college & pro personnel. Azevedo works closely on all scouting efforts with directors of player personnel Joe Hortiz and George Kokinis, both on the college and pro sides. Azevedo spent six years as the Ravens' Northeast area scout, covering schools from the ACC, AAC, Big Ten, Big 12, Ivy League, MAC, MEAC and SEC. Following each year's draft, Azevedo coordinates the post-draft free agent signing process. For the last 16-consecutive years, at least one undrafted Ravens rookie free agent has earned a spot on the opening-day roster. Azevedo also helps evaluate prospects on the eastern half of the country, scouting and ranking those considered "draftable" by the Ravens.

2005-20: (with Baltimore) 2020: Promoted to assistant director of college & pro personnel...Coordinates the team's post-draft free agent signing process. **2019:** Ravens posted a franchise-best 14-2 record and a second-straight AFC North title...Evaluated prospects on the eastern half of the country as assigned...Named player personnel coordinator following the draft. **2017:** Ravens drafted S Chuck Clark and signed DL/FB Pat Ricard as a RFA...The two played 15 and 16 games, respectively, as rookies, and Ricard earned Pro Bowl honors as a fullback in 2019. **2016:** Team signed 2019 starting C Matt Skura as an undrafted rookie free agent. **2015:** Ravens drafted TE Nick Boyle, who earned a contract extension in '19 and has played in 64 career games, in the fifth round. **2013:** Named team's Northeast area scout. **2012:** Following the draft, was elevated to cover the Southeast area, including the SEC and ACC, among other southern conferences. **2010:** Named an

area scout and assisted with the evaluation of college talent in the Southeast, Southwest and Midwest regions. **2009:** Named a pro scout...Also served as one of two advance scouts (with then-assistant director of pro & college personnel Chad Alexander, now with the Jets) for seasonal opponents. **2007-08:** Worked on team advance reports for the pro personnel department...Also evaluated talent from 20 colleges covering the East Coast from Maine to Virginia...Assisted Sr. VP of football operations Pat Moriarty in studying player contracts and salaries...Helped track and evaluate upcoming free agents...Coordinated pre-draft player visits. **2006:** Advanced the opponents' special teams units. **2005:** Joined Ravens as a player personnel assistant.

2004: (with Springfield College) Graduate assistant coach for the FBs...Assisted with recruiting in Florida, Massachusetts and Pennsylvania.

2003: (with Colby College) Worked with the football staff as a student with graduate assistant responsibilities.

COLLEGE/PERSONAL: A four-year contributor at TE for Colby College...Won the Paul "Ginger" Frazier award after his senior season...Graduated with a degree in American studies and minor in administrative science in 2004...Attended Silver Lake Regional (Kingston, MA) HS, where he was captain of the football team his senior year, earning two letters...Also earned one letter in track...Mark and his wife, Meghan, who worked in the Ravens' front office for three years, have two sons, Mason (5) and Logan (2)...The family resides in Severna Park, MD.

RAVENS ROOKIE FREE AGENT SUCCESS

The Ravens have recruited and signed a number of undrafted rookie free agent gems in their 24 seasons (1996-2019):

Position	Player	Year Signed	Ravens GP/GS	Position	Player	Year Signed	Ravens GP/GS
RB	Priest Holmes	1997	48/19	WR	Marlon Brown	2013	38/15
C	Mike Flynn	1997	133/115	S	Brynden Trawick	2013	38/1
DE	Marques Douglas	2000	55/32	T	James Hurst	2014	90/44
FB	Alan Ricard	2000	55/32	LB	Zachary Orr	2014	46/15
S	Will Demps	2002	57/46	LB	Patrick Onwuasor	2016	57/32
DT	Ma'ake Kemoeatu	2002	76/34	DT	Michael Pierce	2016	60/30
LB	Bart Scott	2002	109/58	G/C	Matt Skura	2016	39/39
LB	Jameel McClain	2008	87/55	DL/FB	Patrick Ricard	2017	42/9
LB	Dannell Ellerbe	2009	46/14	LB	Chris Board	2018	31/0
LS	Morgan Cox	2010	150/0	RB	Gus Edwards	2018	27/7
K	Justin Tucker	2012	128/0	G/C	Patrick Mekari	2019	11/5

Quick Hit: LB Bart Scott ('06), K Justin Tucker ('13, '16, '19), LS Morgan Cox ('15, '16, '19) and DL/FB Patrick Ricard ('19) have earned a trip to the Pro Bowl while with the Ravens.



DAVID BLACKBURN

NATIONAL SCOUT

COLLEGE: DePAUW

BORN: 5/26/82, INDIANAPOLIS, IN

EXP. (NFL/RAVENS): 14/14



DAVID BLACKBURN, who has been with the Ravens since 2007, was promoted to national scout following the 2020 NFL Draft. He spent seven years as the team's West area scout, covering schools from the Pac-12, Mountain West, Sun Belt and Big Sky conferences. Like other Ravens' personnel staff, Blackburn also cross-checks players from other scouting areas, evaluating, viewing tape and ranking those prospects considered "draftable" by the Ravens.

2007-20: (with Baltimore) 2018-19: CB Iman Marshall (USC, 2019), LB Kenny Young (UCLA, 2018) and WRs Jaleel Scott (New Mexico St., 2018) and Jordan Lasley (UCLA, 2018) were selected from Blackburn's focus area. **2014-15:** Ravens selected TE Crockett Gillmore (Colorado State, 2014) and RB Javorius Allen (USC, 2015) from his area. **2013:** Ravens drafted C Ryan Jensen, who became a full-time starter in '17 and signed a multi-year contract with Tampa Bay after the 2017 season...Named West area scout. **2012:** Named an area scout following the draft. **2007-11:** After joining the team as a player personnel assistant in 2007, Blackburn served a number of roles within the team's scouting department, including

preparing advance scouting reports of upcoming opponents, analyzing free agent prospects for pro personnel, scouting draftable collegiate players at multiple schools and helping coordinate in-season free agent player workouts/visits.

2006: (with Butler University) Graduate assistant coach for the defensive backs.

COLLEGE/PERSONAL: Graduated from DePauw with a degree in economics and minor in history in 2004...Was a four-year starter and captain (senior year) at cornerback for the Tigers, becoming the school's only four-time All-SCAC (Southern Collegiate Athletic Conference) selection...In 2005, David was named to the SCAC's 15th Anniversary Football Team... Earned a spot in the Management Fellows Program for business and entrepreneurship at DePauw...Was a captain at safety for Ben Davis (Indianapolis, IN) HS...Ben Davis was undefeated (15-0) and won the 5A State Championship during Blackburn's senior year...Also played baseball (four years) and basketball (two years) in high school...David and his wife, Kishia, and their son, David III (4), and daughter, Aubree (2), live in Phoenix, AZ.



BRANDON BERNING

MIDWEST / SOUTHWEST AREA SCOUT

COLLEGE: WISCONSIN-LA CROSSE

BORN: 4/17/88, DODGEVILLE, WI

EXP. (NFL/RAVENS): 7/6



BRANDON BERNING was promoted to become the team's Midwest/Southwest area scout following the 2017 NFL Draft. In his sixth year with the team, he covers schools in the Big Ten, Big 12, SEC, MAC and Missouri Valley. Berning entered the NFL as a scouting intern in 2014 with the New York Giants before joining the Ravens following the 2015 NFL Draft as a player personnel assistant. He has served in numerous roles within personnel in Baltimore, including preparing advance scouting reports on upcoming opponents, assessing free agent prospects, organizing local college workouts, and helping coordinate the team's 30 pre-draft visits. Berning's other roles in the draft process were communicating the Ravens' selection to the league representative during the draft and assisting Mark Azevedo with the post-draft free agency signing process.

2015-20: (with Baltimore) 2020: G Ben Bredeson (Michigan) and S Geno Stone (Iowa) were drafted from Berning's focus area. **2019:** WR Marquise Brown (Oklahoma), WR Miles Boykin (Notre Dame), RB Justice Hill (Oklahoma St.) and G Ben Powers (Oklahoma) were selected in the draft.

2018: Ravens selected Oklahoma's T Orlando Brown Jr. and TE Mark Andrews from his region...Both players earned significant playing time as rookies. **2017:** Named Midwest/Southwest area scout. **2016:** Served in a number of roles, including assessing free agent prospects, preparing advance scouting reports on upcoming opponents and organizing local college workouts. **2015:** Joined the Ravens as a player personnel assistant following the 2015 NFL Draft.

2014: (with New York Giants) Spent his first season working in the NFL as a scouting intern with the New York Giants.

2012-13 (Wisconsin) Named a recruiting assistant at the University of Wisconsin while earning his masters degree in educational leadership with a focus on athletic administration.

COLLEGE/PERSONAL: Worked as a football operations assistant while at Wisconsin-LaCrosse, assisting with recruiting...Berning, a two-sport (football and basketball) athlete at Dodgeville (WI) HS, resides in Dodgeville, WI, with his wife, Amanda, and their son, Levi (1).



JOEY CLEARY

WEST AREA SCOUT

COLLEGE: BOWDOIN
BORN: 8/30/91, BOSTON, MA
EXP. (NFL/RAVENS): 6/6




Now in his sixth year with Baltimore, **JOEY CLEARY** was named the team's West area scout in 2020 after spending one season as Baltimore's Northeast area scout. He covers schools from the Pac-12, Mountain West, Sun Belt and Big Sky conferences. Cleary originally joined the Ravens as a player personnel assistant in 2015. Prior to becoming an area scout, Cleary served in numerous roles within the team's player personnel department, including preparing advance scouting reports on upcoming opponents, assessing free agent prospects, organizing local college workouts, and helping coordinate the team's 30 pre-draft visits. Cleary's other roles in the draft process were communicating the Ravens' selection to the league representative during the draft and assisting Mark Azevedo with the post-draft free agency signing process.

2015-20 (with Baltimore) 2020: Named West area scout.
2019: Named by general manager Eric DeCosta as the team's

Northeast area scout following the draft. **2018:** Promoted to college and pro scout and scouted both collegiate players and pro players for the Ravens. **2016-17:** Served in a number of roles, including assessing free agent prospects, preparing advance scouting reports on upcoming opponents and organizing local college workouts. **2015:** Joined the NFL ranks with the Ravens as a player personnel assistant.

2014 (with Princeton) Worked with the Princeton football team assisting with recruiting evaluations and player visits.

COLLEGE/PERSONAL: Graduated from Bowdoin in 2014 with a degree in history...Earned the 2014 NESCAC Defensive Player of the Year award as a senior captain at linebacker for the Polar Bears football team...Was a two-sport (lacrosse and football) standout at Winchester (Winchester, MA) HS... Played midfielder in lacrosse and safety/wide receiver for the football team.



DWAUNE JONES

MIDWEST AREA SCOUT

COLLEGE: RICHMOND
BORN: 7/11/77, WASHINGTON, DC
EXP. (NFL/RAVENS): 16/5



DWAUNE JONES, who joined the Ravens following the 2016 NFL Draft, covers schools in the Midwest region for Baltimore. He scouts the Big Ten and MAC, plus some schools in the SEC, Conference USA and ACC conferences. Jones also evaluates and provides cross-checking evaluation reports for the scouting department. Jones, who also spent 11 seasons with the New Orleans Saints' scouting department, has NFL playing experience with both the Cleveland Browns and Houston Texans, originally signing with the Browns as a rookie free agent in 2000.

2016-20: (with Baltimore) 2020: RB J.K. Dobbins and LB Malik Harrison (Ohio State) and G Ben Bredeson (Michigan) were selected from Jones' area. **2018:** Helped discover, evaluate and recommend 2019 unanimous NFL MVP QB Lamar Jackson (Louisville) to the personnel leaders. **2016:** Joined the Ravens as Midwest area scout.

2005-15: (with New Orleans) 2014: LB Kasim Edebali was recruited and signed as a rookie free agent (RFA) by Jones. **2012:** Was promoted to Northern regional scout. **2010:** Scouted and helped sign undrafted RB Chris Ivory, who rushed for 716 yards and 5 TDs in his rookie year for the Saints. **2009:** First-rounder S Malcolm Jenkins (Ohio State) and seventh-rounder T Zach Strief (Northwestern) were selected. **2008:** Saints drafted CB Tracy Porter from Jones' area. **2007:** RFA RB Pierre Thomas signed after being recruited by Jones. **2006:** Saints drafted WR Marques Colston (seventh round) from Jones'


area...Helped recruit RFA P Steve Weatherford. **2005:** Joined the Saints as Midwest area scout.

2004-05: (with NFL Europe) Coached wide receivers for the Cologne Centurions during the league's spring season.

2004: (with Seattle) Served as a training camp scouting intern for the Seahawks.

NFL PLAYER (2000-02): 2002: (with Houston) Spent training camp with the expansion Texans. **2001: (with Seattle)** As a WR, was allocated to NFL Europe (Berlin Thunder) by the Seahawks and caught 33 passes for 577 yards and 5 TDs... Participated in World Bowl IX for Berlin, catching 6 for 161 yards and 2 TDs, including a game-winning 53-yard TD reception, in the 24-7 victory over Barcelona. **2000: (with Cleveland)** Signed as an undrafted rookie free agent.

COLLEGE/PERSONAL: Jones was a three-year starter at WR for the University of Richmond, securing 146 catches for 1,994 receiving yards during his career...Finished his career ranking sixth on the Spiders' all-time list with 15 TDs...Also competed as a sprinter for the track team...Graduated from The Potomac School (McLean, VA) where, in addition to football, he also played basketball and ran track...Was the Virginia state champion in the 100-meter dash his senior year (1995)...Dwaune and his wife, Jessica, have three children: Jasmine (12), Jocelyn (8) and D.J. (6)...The family resides in Fishers, IN...**First name is pronounced: duh-WAN.**



ANDREW RAPHAEL

SOUTHEAST AREA SCOUT

COLLEGE: MIAMI
 BORN: 10/7/89, WESTBURY, NY
 EXP. (NFL/RAVENS): 8/8



ANDREW RAPHAEL was named Southeast area scout following the 2016 NFL Draft. In his eighth year with the team, he covers schools from Florida to North Carolina, also spanning Tennessee and Alabama. Raphael evaluated and graded three of the Ravens' five recent first-round draft picks: LB Patrick Queen (LSU), No. 28 overall in 2019, TE Hayden Hurst (South Carolina), No. 25 in 2018, and CB Marlon Humphrey (Alabama), No. 16 in 2017. After joining the Ravens in 2013, Raphael handled a host of projects within the personnel department, such as evaluating practice squad players, organizing local college workouts, and assessing free agent prospects. He has also assisted with many aspects of the draft process, including helping coordinate the team's 30 pre-draft visits, communicating the Ravens' selection to the league representative during the draft and helping assistant director of college & pro personnel Mark Azevedo with the post-draft free agency signing process.

2013-20: (with Baltimore) 2020: Ravens selected first-round (No. 28 overall) pick LB Patrick Queen (LSU) and third-rounder G Tyre Phillips (Mississippi State) from Raphael's

focus area. **2019:** Evaluated and reported on the team's third-round pick, OLB Jaylon Ferguson (Louisiana Tech). **2017:** Ravens drafted CB Marlon Humphrey (Alabama) and Tim Williams (Alabama) from Raphael's focus area in the first and third rounds, respectively. **2016:** Named Southeast area scout. **2014-15:** Promoted to player personnel assistant after the 2014 NFL draft...Served in a number of roles, including preparation of advance scouting reports for upcoming opponents. **2013:** Joined the Ravens as a player personnel intern.

2011-12: (with Boston College) Named assistant recruiting coordinator, working on film evaluation and organizing official and unofficial visits.

COLLEGE/PERSONAL: Worked as student assistant to the national recruiting coordinator at the University of Miami during the 2010 season...Graduated with a dual degree in communication and sports administration from Miami... Raphael, who attended W.T. Clarke (Westbury, NY) HS, resides in Delray Beach, FL.

THE "20/20 CLUB"

The Ravens' "20/20 Club" includes members of the team's personnel staff who started with the Ravens as young assistants and grew into evaluators with more input. The term "20/20" refers to hiring 20-year-olds for \$20,000. According to executive vice president Ozzie Newsome: "The guys actually started when they were a little older than 20 and for more than \$20,000, but that's what we call them."

"20/20 CLUB" GRADUATES (Includes Current Personnel Staff)

Name	Joined Ravens	Current Title	Name	Joined Ravens	Current Title
George Kokinis	1991 (with Browns)	Director of Player Personnel	Brandon Berning	2015	Midwest/SW Area Scout
Eric DeCosta	1996	EVP/General Manager	Joey Cleary	2015	West Area Scout
Joe Hortiz	1998	Director of Player Personnel	Patrick Williams	2016	College & Pro Scout
Mark Azevedo	2005	Asst. Dir. of College & Pro Personnel	Corey Frazier	2017	Pro Scout
David Blackburn	2007	National Scout	"Q" Attenoukon	2017	College & Pro Scout
Andrew Raphael	2013	Southeast Area Scout	Patrick McDonough	2018	College & Pro Scout
			Chas Stallard	2018	College & Pro Scout



BALTIMORE RAVENS PERSONNEL STAFF

Not Pictured: Ozzie Newsome, Houegnon "Q" Attenoukon, Maggie Domanowski, Nick Matteo, Patrick McDonough, Chas Stallard, Bobby Vega and Jenn Hoffman



BOBBY VEGA

EAST AREA SCOUT

COLLEGE: THE COLLEGE OF WOOSTER

BORN: 4/19/83, HARTFORD, CT

EXP. (NFL/RAVENS): 16/4



BOBBY VEGA is in his third year as the team's East area scout, covering schools and evaluating players on the eastern half of the country. Vega, who re-joined the Ravens in 2018, originally worked for the organization in 2004 as a player personnel intern, but then spent 13 years in the Cleveland Browns' personnel department. Before re-joining Baltimore, Vega was the Browns' director of college scouting for two seasons (2016-17).

2018-20: (with Baltimore) 2020: Scouted Ravens draft picks RB J.K. Dobbins and LB Malik Harrison (Ohio State) and G Ben Bredeson (Michigan). **2018:** Re-joined the Ravens as East area scout following the NFL Draft.

2005-17: (with Cleveland) Hired by Cleveland in 2005 as a scouting assistant, eventually working his way up through

the ranks as an area scout, first evaluating players from small schools, then at the larger universities in the Mid-Atlantic... Vega was a national scout for Cleveland for three seasons (2013-15) before being named director.

2004: (with Baltimore) Spent training camp with the Ravens as an intern with the player personnel department.

COLLEGE/PERSONAL: Was a four-year starter at The College of Wooster, originally as a running back, but then switched to linebacker for his final three seasons... Bobby was a communications major at Wooster...Grew up in Connecticut and attended Pomfret School (Pomfret, CT) HS...Resides in Solon, Ohio, with his wife, Dee, and daughters, Emry and Siena.



KEVIN WEIDL

SOUTHEAST / SOUTHWEST AREA SCOUT

COLLEGE: INDIANA UNIVERSITY OF PENNSYLVANIA

BORN: 9/4/82, PITTSBURGH, PA

EXP. (NFL/RAVENS): 4/4



KEVIN WEIDL was named the team's Southeast/Southwest area scout following the 2017 NFL Draft. Weidl covers schools in the SEC, Big 12 and ACC, among other southern conferences. The Ravens have recently secured notable talent from the Southeast/Southwest area, including 2014, 2017, 2018, 2019 and 2020 first-round draft picks in LB C.J. Mosley (Alabama, 2014), CB Marlon Humphrey (Alabama, 2017), TE Hayden Hurst (South Carolina, 2018), WR Marquise Brown (Oklahoma, 2019) and LB Patrick Queen (LSU, 2020). Prior to joining the Ravens, Weidl spent 10 years (2008-17) working for ESPN Scouts Inc., where he evaluated and wrote scouting reports on NFL Draft prospects, also making several appearances as a scouting analyst on various ESPN networks.

2017-20 (with Baltimore) 2020: Scouted Ravens third-round draft picks DL Justin Madubuike (Texas A&M) and WRs Devin Duvernay (Texas), and James Proche (SMU), sixth round. **2018-19:** Team selected four players from Oklahoma in the last two drafts: WR Marquise Brown and G Ben Powers (2019) and T Orlando Brown Jr. and TE Mark Andrews (2018)...Brown Jr. and Andrews each earned their first Pro Bowl honors in 2019...TE Hayden Hurst (South Carolina), the team's first-overall pick in 2018, was also selected from Weidl's focus area.

2017: Joined the Ravens following the draft...Scouts players in the Southeast and Southwest regions of the country.

2008-17 (with ESPN Scouts Inc.) NFL Draft analyst for Scouts Inc....Evaluated prospects and wrote scouting reports for the NFL Draft...Wrote articles on college football and the NFL Draft for *ESPN.com*...Worked as an in-studio college football analyst as well as a color and sideline analyst for game broadcasts on ESPN, the SEC Network and ESPNU.

2007: (with New York Jets) Spent training camp with the New York Jets as an intern with the pro personnel department.

COLLEGE/PERSONAL: Was a three-year starter (2004-06) at quarterback at Indiana University of Pennsylvania, where he held a 26-6 record...Finished his career ranked third in school history in passing TDs (50), fifth in passing yards (5,594) and fourth in passer rating (131.26)...Earned a bachelor's degree in communications media with a minor in business administration...Older brother, Andy, worked as a scout with the Ravens from 2005-16 and is now the vice president of player personnel for the Philadelphia Eagles...Younger brother, Casey, also works for the Eagles as the team's director of scouting operations...Grew up in Pittsburgh and attended Mt. Lebanon (Pittsburgh, PA) HS... Resides in Charlotte, NC.

PLAYER PERSONNEL STAFF



HUEGNON "Q" ATTENOUKON **COLLEGE & PRO SCOUT**

COLLEGE: DAVIDSON

BORN: 6/13/91, BALTIMORE, MD

EXP. (NFL/RAVENS): 4/4

Houegnon "Q" Attenoukon was named college & pro scout following the 2020 Draft. Attenoukon, who joined the Ravens' player personnel department in 2017, has served in a number of roles, including recording and charting player participation during practice, preparing Division I college profiles for scout visitations and monitoring league-wide performances. Attenoukon played wide receiver and ran track & field at Davidson College, earning a psychology degree in 2013. He was also honored as a Presidential Scholar (2009-13). Attenoukon attended The Gilman School in Baltimore, where he excelled in football, basketball and track & field and was an assistant football coach for his alma mater (2013-19), primarily working with the WRs and DBs.



COREY FRAZIER **PRO SCOUT**

COLLEGE: RICE

BORN: 6/17/91, CHICAGO, IL

EXP. (NFL/RAVENS): 5/4

Corey Frazier was named pro scout following the 2019 NFL Draft. Frazier, who joined the Ravens in 2017 as a player personnel assistant, has served in a number of roles, including assessing free agent prospects and preparing advance scouting reports on upcoming opponents. He worked with Vanderbilt football as an advance scout for one season (2016) after interning with the Super Bowl 50 Champion Denver Broncos in their scouting department (2015). Frazier, whose father, Leslie, is the Buffalo Bills' defensive coordinator/assistant head coach and former Ravens secondary coach, played safety at Rice University, earning an economics degree in 2013. Following graduation, he stayed at his alma mater in a quality control role, primarily working with the WRs. Frazier attended Eden Prairie (MN) HS and was an All-State selection in 2008. His team won the Minnesota High School State Championship in 2007.



NICK MATTEO **DIRECTOR OF FOOTBALL ADMINISTRATION**

COLLEGE: PENN / RUTGERS LAW SCHOOL

BORN: 8/26/84, RAMSEY, NJ

EXP. (NFL/RAVENS): 12/2

Nick Matteo oversees day-to-day salary cap matters and general roster transactions for the Ravens. He is the Ravens' key liaison with the NFL Management Council and NFL Players Association. Matteo was recently named to *The Athletic's* "NFL 40 Under 40" list, which highlights rising stars across the league in various roles under the age of 40. He joined Baltimore in 2019 after working 10 years for the NFL, where he was a member of the Management Council. In that role, Matteo served as the senior director of labor operations and as a main contact for NFL club executives on various subjects, including player contracts, salary cap matters and collective bargaining agreement issues. Matteo holds four degrees, first obtaining a B.A. from the Annenberg School for Communications at Penn, where he was also on the varsity wrestling team. He later earned his MBA and a master's in sports administration at Ohio University before graduating from Rutgers Law School. A member of the New Jersey State Bar Association, he also received a certificate in business analytics from Penn's Wharton Business School.



JAMEEL McCLAIN **DIRECTOR OF PLAYER ENGAGEMENT**

COLLEGE: SYRACUSE

BORN: 7/25/85, PHILADELPHIA, PA

EXP. (NFL/RAVENS): 11/10 (7 PLAYING / 4 FRONT OFFICE)

Jameel McClain was promoted to director of player engagement in 2019, two years after he returned to the Ravens (2017) as the department's assistant director. He works closely with players, helping them transition to the pro level and supporting them along their journey. McClain, who played seven years in the NFL, originally signed with the Ravens as a rookie free agent in 2008 and later helped the team win Super Bowl XLVII in 2012. After six seasons in Baltimore, he played for the New York Giants (2014) in his final pro campaign. McClain played defensive end at Syracuse and was a double major in communications/rhetorical studies and sociology. Throughout his NFL career, he has been active in the community, particularly working with The Salvation Army and hosting his annual "53 Families Dinner" in Baltimore each Thanksgiving. Jameel and his wife, Keisha, were married in 2016 in Baltimore.

PLAYER PERSONNEL STAFF



DAVID McDONALD DIRECTOR OF RESEARCH AND DEVELOPMENT

COLLEGE: SOUTHERN MISSISSIPPI

BORN: 11/24/86, NEW ORLEANS, LA

EXP. [NFL/RAVENS]: 10/3

David McDonald was promoted to director of research and development in 2019, after four years serving as the organization's football systems developer. He leads all software development aspects of the Ravens' player personnel department. Additionally, McDonald heads the research team that creates special projects, builds information databases and develops the analytics utilized in Baltimore's player evaluation process. Prior to joining the Ravens, McDonald spent four years as a football systems developer for the Atlanta Falcons. He earned a B.S. in computer science from the University of Southern Mississippi. David and his wife, Cori, were married in 2019 in Baltimore.



PATRICK McDONOUGH COLLEGE & PRO SCOUT

COLLEGE: NOTRE DAME

BORN: 5/10/94, CHARLOTTE, NC

EXP. [NFL/RAVENS]: 4/3

Patrick McDonough, who enters his third season with Baltimore, was named college & pro scout following the 2020 Draft after joining the team in a full-time capacity as a player personnel assistant. He initially gained experience in the Ravens' scouting department during the summer of 2014. After graduating from Notre Dame (degree in finance) in 2016, he worked with the 2017 Super Bowl Champion Philadelphia Eagles as a scouting assistant and then re-joined the Ravens as an intern in 2018. Patrick's father, Terry, is a former Ravens scout and currently serves as senior personnel executive for the Arizona Cardinals. While in South Bend, Patrick was a recruiting assistant for the football program. He attended Charlotte Catholic (NC) HS, where he excelled in soccer.



SARAH SNYDER DIRECTOR OF SPORTS NUTRITION

COLLEGE: SANTA CLARA

BORN: 9/3/82, BOULDER, CO

EXP. [NFL/RAVENS]: 5/2

Sarah Snyder joined the Ravens in January 2019. She works with players, coaches, trainers and doctors by directing all team diet and performance nutrition. From 2016-18, Snyder worked for the Detroit Lions to implement their performance/nutrition program. Prior to that, she developed sports nutrition programs for EXOS in Arizona, in addition to the University of Florida and University of Michigan, where she worked with football, basketball and hockey players. Collectively, over the past 10 years, Snyder has assisted numerous NFL Pro Bowl players, including Jared Allen, Vernon Davis, Larry Fitzgerald, Arian Foster, Dwight Freeney, Jake Long, Haloti Ngata, Terence Newman, Brian Orakpo, Julius Peppers, Terrell Suggs and Adrian Wilson. Snyder attended Santa Clara University, where she earned a B.S. in combined science and served as a student athletic trainer. She later received a master's in human food and nutrition from Florida State, where she was also a graduate assistant strength and conditioning coach.



CHAS STALLARD COLLEGE & PRO SCOUT

COLLEGE: CENTRAL OKLAHOMA

BORN: 7/25/94, CLEVELAND, OK

EXP. [NFL/RAVENS]: 3/3

Chas Stallard, who's in his third season with Baltimore, was named college & pro scout following the 2020 Draft after spending the previous two seasons as a player personnel assistant (2018-19). Stallard graduated Cum Laude from Central Oklahoma with a marketing degree in 2016, followed by an MBA from the school in 2020. He was named Central Oklahoma's Male Athlete of the Year in 2017 and was honored with two Athletics Presidential Awards (2016-17). As a quarterback, Stallard finished his Bronchos' career with school records in career and season passing yards, career and season touchdown passes, career and season total yards and career and season total TDs. Following graduation, he stayed at his alma mater as a graduate assistant coach, primarily working with the DBs. Stallard was named class valedictorian at Cleveland (OK) HS, where he also was an All-Metro performer in football and excelled in baseball, basketball and track & field.

PLAYER PERSONNEL STAFF



PATRICK WILLIAMS **COLLEGE & PRO SCOUT**

COLLEGE: COLORADO

BORN: 1/13/86, DALLAS, TX


EXP. (NFL/RAVENS): 5/5

Patrick Williams, who's in his fifth season with Baltimore, was named college & pro scout following the 2019 NFL Draft. He initially joined the Ravens as a free agent wide receiver, signing with the team late in the 2011 season. He entered the NFL as an undrafted free agent with Green Bay in 2009, spending parts of two seasons with the Packers and then signing with Seattle (2010-11) before joining the Ravens. Williams graduated from Colorado with a degree in sociology (2008) and was honored with the Eddie Crowder Award for leadership and the John Wooten Award for outstanding work ethic. As a team captain, he finished his Buffs' career ranking ninth all time in receptions (104) and 18th in receiving yards. Williams is a proud member of the Omega Psi Phi Fraternity Inc. He was an All-Midlands performer in football at DeSoto (TX) HS, where he also excelled in track and field, winning the Texas State Championship in the 4x200 relay as a senior.

PLAYER PERSONNEL



**MAGGIE
DOMANOWSKI**
Administrative Assistant
to Player Personnel
Joined Ravens: 2005



COREY KRAWIEC
Manager, Player
Evaluations & Analytics
Joined Ravens: 2013



**SARAH
MALLEPALLE**
Player Personnel Analyst
Joined Ravens: 2019




JOHNNY SHELTON
Team Chaplin
Joined Ravens: 2013



JENN HOFFMAN
Executive Assistant to the
EVP & General Manager
Joined Ravens: 2019



DERRICK YAM
Quantitative Analyst
Joined Ravens: 2019



O.J. BRIGANCE

SENIOR ADVISOR TO PLAYER ENGAGEMENT

COLLEGE: RICE

BORN: 9/29/69, HOUSTON, TX

EXP. (NFL/RAVENS): 24/18 (7 PLAYING / 17 FRONT OFFICE)



O.J. BRIGANCE, a former Ravens and Baltimore Stallions (CFL) LB, is the Ravens' senior advisor to player engagement. Brigance, who has three championship rings – two Super Bowl rings with the Ravens (2000 and 2012) and a CFL Grey Cup ring with the Baltimore Stallions (1995) – has been an inspiration to the entire Ravens organization for his perseverance and courage while fighting Lou Gehrig's Disease (Amyotrophic Lateral Sclerosis) the past 13 years. In June 2014, Brigance was honored by the Pro Football Writers Association with the George Halas Award, given to the NFL player, coach or staff member who has overcome the most adversity to succeed. The NFL has saluted Brigance many times, earning the Best Overall Player Development Program award for two-straight years (2005-06) and also receiving the Most Outstanding Internship Program Award in 2005. In 2007, the NFL once again honored Brigance's program, this time with the Outstanding Continuing Education Program Award. In 2008, the Ed Block Courage Award Foundation also saluted O.J. with its Johnny Unitas Tops in Courage Award for his strength in his battle against ALS. Brigance played seven years for three NFL teams (Miami, Baltimore and St. Louis) before joining the Ravens' front office in 2004.

2004-20: (with Baltimore) Works closely with director of player engagement Jameel McClain to assist all Ravens players with each phase of their careers...He has made significant contributions to the Ravens' player development program, including organizing a number of player internships in high school football programs, financial institutions and real estate groups...The life skills programs O.J. provided to the players have been highly effective...Brigance's wife, Chanda, has also been very active with the organization, having spent a number of years as the Lady Ravens group facilitator...She coordinated the involvement of the players' and coaches' spouses and significant others with team-related events, including the Ravens' Family Food Drive and other charity functions and team-building activities... After being diagnosed with ALS (2007), Brigance has chosen to make the most of the opportunity by raising money and awareness for the fight against the disease... He established his own foundation, the Brigance Brigade Foundation (brigancebrigade.org), whose mission is to equip, encourage and empower people living with ALS...O.J. was the honorary chair of the Johns Hopkins University Packard Center for ALS Research's annual Fiesta 5K run six times (2008-13), helping raise over \$1 million in those six years... The Ravens organization supported O.J. each year, drawing the entire Ravens team in 2008 to run in the race. **2014-19:** For the last six years, Brigance Brigade has hosted a 5.7K race in Baltimore and raised almost \$700,000 to help people living with ALS. **2013:** Brigance published a book, *Strength of a Champion*, sharing his incredible story. **2008:** Brigance earned an Emmy Award as the host of the team's weekly

TV show, *Ravens Report*. **2005:** Lady Ravens participated in the team's Hurricane Katrina relief collection...Chanda has also organized seminars for the group on benefits, financial education and empowerment.

NFL/PRO PLAYER: 2001-02: (with St. Louis) Brigance retired from the NFL after a two-year stint with the Rams.

2000: (with Baltimore) Significant special teams contributor on the Ravens' first Super Bowl championship squad...Was second on team with 25 special teams tackles and led Ravens with 10 special teams stops in the postseason, including the very first special teams tackle in Super Bowl XXXV.


1996-99: (with Miami) Entered the NFL with the Miami Dolphins as a free agent...Was voted team captain twice in four seasons...His Dolphins teammates also selected him as the Ed Block Courage Award recipient in 1999...Brigance was involved in a number of different community organizations, including Habitat for Humanity, Cystic Fibrosis Foundation and the Daily Food Bank. **1999:** Honored with the NFLPA's Unsung Hero Award.

1994-95: (with Baltimore Stallions) Helped the CFL team earn a Grey Cup Championship in 1995.

1991-93: (with British Columbia Lions) Brigance's professional football career began in the CFL with the British Columbia Lions...Spent three seasons with the Lions (1991-93) and was named an All-Conference LB.

COLLEGE/PERSONAL: Graduated from Rice with a degree in managerial studies in 1992...Four-year letterman and three-year starter at LB...Brigance, who served on the board of directors for Aunt Hattie's Place, a home for young men, received the NFL's Winston/Shell Award in 2005, which is given annually to the player development director who demonstrates commitment and dedication in developing unique and innovative ideas and solutions to advance the NFL's player engagement mission...O.J. currently serves on the board of directors for the Unified Community Connections.





JON DUBÉ

VICE PRESIDENT OF FOOTBALL VIDEO OPERATIONS

BORN: 4/28/65, HARRISBURG, PA

EXP. (NFL/RAVENS): 38/25



JON DUBÉ, who is in his 38th season with the organization, was promoted to VP of football video operations in 2016. Dubé runs the football video department with senior director of football video operations Mark Bienvenu, senior manager Collin Ferguson and coordinator Kevin Wilkins. The group works closely with the coaching staff to provide footage of practices/games and opponent game film from the NFL's Club Game Exchange Network. Additionally, Dubé has provided leadership for the NFL when teams transferred from standard definition to high definition video, in addition to the NFL's partnership with Microsoft for the Surface tablet sideline video technology. He also works closely with the Competition Committee on NFL rules and regulations.

1996-2020: (with Baltimore) 2020: Is serving his 10th-straight season on the six-man NFL Video Directors Committee, helping implement the league's cutting-edge and ever-changing gameday technology. **2017:** Was named the 2017 Collegiate Sports Video Association's NFL Hall of Fame Award winner (May)...Dubé was chosen out of a group of past and present NFL video directors for his hard work and dedication to further the role and recognition of NFL video directors,

becoming the first active video director to receive the award. **2014:** Promoted to senior director of football video operations. **2012:** Earned his second Super Bowl ring following the team's victory over the 49ers in Super Bowl XLVII. **2004:** Transitioned the team into digital video, which provided the coaches easier access to the video data...Through their computer software, coaches are able to create their own cut-ups of practices and games, making the process more streamlined. **2000:** Provided tape for the coaching staff and players of the Super Bowl XXXV Championship team. **1996:** Was invited by owner Art Modell to join the team in the move to Baltimore as the team's director of football video operations.

1983-1995: (with Cleveland) 1985: Was named the assistant film/video director for the Browns. **1983:** Joined the Browns in the facilities and field maintenance department.

PERSONAL: Jon and his wife, Diane, have two sons: Brian, who served two tours for the U.S. Army – one in Iraq and one in Afghanistan – and now works for a tactical supply firm, and Jacob, who is a social media specialist for CJ Pony Parts in Harrisburg, PA...The Dubés also have three Scottish Terriers named Malcolm, Harper and Leia.



RON MEDLIN

HEAD CERTIFIED ATHLETIC TRAINER

COLLEGE: NORTH CAROLINA STATE

BORN: 6/2/61, HOPE MILLS, NC

EXP. (NFL/RAVENS): 31/10



RON MEDLIN enters his third season as the Ravens' head certified athletic trainer and his 10th overall with the club. He served 17 years as the Atlanta Falcons' head athletic trainer (1994-2009) before joining the Ravens in 2011. Previously, he had worked with former Ravens training boss Bill Tessenorf with the Browns from 1989-94. Medlin's current staff is comprised of Kevin Domboski, Michael Blankenship, Collin Francis, Chris Marroquin and Michael Thomas.

2011-20: (with Baltimore) 2018: Was named head certified athletic trainer following the retirement of Mark Smith... For several years prior, served as assistant trainer...Helped re-design the medical operations system, which improved efficiency and productivity...Provided treatment, prevention and rehabilitation to players as the top assistant to Smith. **2012:** Helped the Ravens win Super Bowl XLVII.

1994-2009: (with Atlanta) 1998: Helped the Falcons to a Super Bowl appearance. Headed the athletic trainers' office while working as the main liaison with the team's doctors and coaching staff...Developed the Falcons' protocols for all activities related to the training room. **1998:** Helped the Falcons to a Super Bowl appearance.

1989-94: (with Cleveland): Medlin first worked with what would become the Ravens' franchise when he was a trainer with Mark Smith and Bill Tessenorf...Created a new system to maintain medical records. **1989:** Browns staff was selected as the NFL's Athletic Training Staff of the Year by PFATS.

1987-89: (with Memphis State): Served his graduate school alma mater as the head football athletic trainer, revising the school's medical procedures while directing the department.

1984-87: (with Memphis State): Began career as an assistant trainer for his graduate school alma mater, Memphis State.

1983: (Furman University): Served as a GA training assistant. **1983-88:** Was a camp intern for the Atlanta Falcons.

COLLEGE/PERSONAL: Earned his undergraduate degree in education from NC State in 1983...While working as an assistant trainer at Memphis State, completed his masters in physical education...Ron and his wife, Candace, are the parents of son, Stevenson, a senior at Winters Mill (Westminster, MD) HS, and daughter Mya, an eighth grader... Ron's brother Tony is the Chicago Bears' equipment manager.



WILLIAM SHERIDAN

EQUIPMENT MANAGER

COLLEGE: TOLEDO

BORN: 1/23/67, LAKEWOOD, OH

EXP. (NFL/RAVENS): 31/14



WILLIAM SHERIDAN, the Ravens' head certified equipment manager, enters the 31st season of his NFL career, including his 14th in Baltimore. A member of the Professional Football Equipment Manager Society and the National Equipment Manager Association, Sheridan's impressive career spans three professional sports, having been involved with the NFL, NHL and MLB. He leads a department comprised of assistant equipment managers Tom Wood and Kenico Hines.

2007-20: (with Baltimore) 2019: Was named to serve on several NFL equipment sub-committees, focusing on innovation/technology, goals/objectives for new products and Nike uniform updates. **2012:** Named head equipment manager the year Baltimore won Super Bowl XLVII. **2007:** Joined the team as an assistant equipment manager.

1997-2006: (with Tennessee) 1997: Joined the Oilers, who were renamed the Titans in 1999, as an assistant equipment manager...In addition to working with the Titans, Sheridan – an avid hockey fan – volunteered regularly to assist the NHL's Nashville Predators' equipment staff from 1998-2006.

1996-97: (with South Florida) 1996: Was named the first-ever football equipment manager for program's inaugural season.

1989-95: (with Cleveland) 1993: Became a member of the National Equipment Managers Association. **1991:** Was named assistant equipment manager. **1989:** Joined the Browns' equipment staff in an internship capacity, working with the team for two seasons in that role.

COLLEGE/PERSONAL: Attended Toledo and majored in information technology...William and his wife, Mollie, have three children: William (21), who is a welder and part-time ball boy for the Ravens, Caitlyn (16), who is very involved in theater and the arts, and Bryn (14), who is a yoga enthusiast...The family resides in Hanover, PA...Sheridan's father, Bill, who also spent time working with the Browns, was the Cleveland Indians' longtime clubhouse manager, beginning his career as a bat boy in 1948 for the pennant-winning club...Because of this, William grew up regularly assisting the Indians' clubhouse staff, also working one season as a bat boy.

RAVENS EARN THREE TOP NFL AWARDS IN 2019

Following their franchise-best 14-2 campaign in 2019, the Ravens were honored with a number of NFL awards. **John Harbaugh** became the first Ravens head coach ever to win *The Associated Press* NFL Coach of the Year Award. Harbaugh was also named the AFC Coach of the Year (NFL 101 Awards) and the "Greasy" Neale Pro coach of the Year (Maxwell Football Club).

QB **Lamar Jackson** became the first Ravens player to earn *The Associated Press* NFL MVP Award. Jackson, whose selection was unanimous, accounted for a league-high 43 total TDs in 2019, including an NFL-best (and franchise-record) 36 passing scores. He also rushed for 1,206 yards (sixth most in the league), setting a new NFL single-season record by a QB. Jackson was also named the Offensive Player of the Year (*PFWA*) and AFC Offensive Player of the Year (NFL 101 Awards). Following a record-setting season, Ravens offensive coordinator **Greg Roman** also earned the NFL Assistant Coach of the Year Award (*Associated Press & PFWA*).



John Harbaugh and Lamar Jackson accepted their awards at the NFL Honors awards show that annually takes place the night before the Super Bowl. Last year's award show took place in Miami on Feb. 1, 2020.



MICHELLE ANDRES

SENIOR VICE PRESIDENT OF RAVENS MEDIA

COLLEGE: FURMAN

BORN: 1/21, MADISON, WI

EXP. (NFL/RAVENS): 15/15



MICHELLE ANDRES, who joined the Ravens in 2006, enters her 15th season with the team after being promoted to senior vice president of Ravens Media in 2015. She leads the franchise’s digital media, broadcasting and business intelligence departments.

Andres is responsible for digital fan engagement, including social media, mobile, web, online sales, email, photography and television programming. She also oversees fan-centric digital technology like VR, AR, AI, CTV/OTT and more.

Lastly, Andres leads business intelligence initiatives, including fan demographics, business analytics and CRM.

Prior to working for the Ravens, Andres spent nine seasons with the NBA’s Orlando Magic – seven in public relations

overseeing corporate communications and government relations and two leading the franchise’s newly-formed interactive marketing department.

Andres was a lecturer at Georgetown University’s Sports Industry Management Graduate Program for four years (2013-16), teaching sports digital media and enhanced consumer engagement.

A native of Gainesville, FL, Andres earned her master’s degree in political campaign management from the University of Florida and her bachelor’s degree in political science from Furman University.



BRAD DOWNS

SENIOR VICE PRESIDENT OF MARKETING

COLLEGE: ROBERT MORRIS

BORN: 2/22/77, WILLIAMSPORT, MD

EXP. (NFL/RAVENS): 19/19



BRAD DOWNS, who joined the Ravens in 2002, was elevated to senior vice president of marketing in 2020. Downs leads the team’s advertising, branding, game entertainment, fan development, promotions and partnership activation efforts.

Under Downs’ guidance, the team’s youth initiatives were revamped, led by the creation of RISE, a first-of-its-kind youth football platform to encourage participation in the sport and engage with youth through high school football players. The organization is widely recognized as a leader in fan engagement, due in large part to the continued success of its Purple fan club for women.

The Ravens’ gameday experience has consistently ranked among the NFL’s best, with 2019’s overall game entertainment ranking landing at No. 2 in the league, according to the NFL’s annual Voice of the Fan Survey. Downs oversees the Ravens’ premier pregame destination, RavensWalk, which ranked No. 1 in the league for pre-game entertainment

outside the stadium, as well as other categories that ranked in the Top 5, such as: fan rituals (4), entertainment during breaks (2), pre-game on-field entertainment (2) and halftime entertainment (4).

Prior to joining the Ravens, Downs was a regional marketing manager with Adelpia Business solutions, where a key part of his role was leading the naming rights partnership of Adelpia Coliseum when it was the name of the Tennessee Titans’ home stadium.

In 2016, Downs was named one of *Baltimore Business Journal’s* “40 Under 40” honorees, and in 2017, he was inducted into the Sport Management Hall of Fame at his alma mater, Robert Morris University. Downs also serves on the board of the Ravens Foundation, Inc. and The Family Tree in Baltimore. He and his wife, Amy, have two sons, Zachary (6) and Carter (4).



BOB ELLER

SENIOR VICE PRESIDENT OF OPERATIONS

COLLEGE: TOWSON

BORN: 11/8/60, BALTIMORE, MD

EXP. (NFL/RAVENS): 37/25



BOB ELLER is in his 34th season with the franchise and his 37th in the NFL. Eller directs the day-to-day operations of the team, including at the Under Armour Performance Center, summer training camp and minicamps, team travel and catering for the players, coaches and staff.

The Baltimore native has been with the franchise since 1987, serving in both the public relations and operations departments.

In 2017, Eller also guided logistical operations and travel for the Ravens' first-ever game in London. In 2004, he directed the team's move to its new Owings Mills training facility.

Eller oversaw the recent and extensive Under Armour Performance Center renovations, which were completed in July of 2018. The facility's Gold LEED initiative resulted in an award for Innovative Design, New Construction by the US Green Building Council.

Eller's career began as an intern for the Baltimore Colts in 1983, while a senior at Towson State University (business administration). A year later, the team's first in Indianapolis, he joined the club and was quickly promoted to director of public relations. Eller then moved to Cleveland in 1987 to become the Browns' assistant director of public relations. He was promoted to director of operations and information in 1991. Bob was then invited to join the team in the move to Baltimore in 1996, helping to facilitate many of the start-up functions for the new Ravens.

Eller has worked eight Super Bowls for the NFL, plus two for the Ravens during their 2000 and 2012 seasons. He served as the Browns' primary league office liaison when the NFL launched the player assistance and development programs.

Bob is also an active supporter of the St. Vincent's Center for abused children. He has a daughter, Erin (27) and a son, Joey (24), and he resides in the Baltimore neighborhood of Canton.



BRANDON ETHERIDGE

GENERAL COUNSEL

COLLEGE: YALE / HARVARD LAW SCHOOL

BORN: 6/5/85, BALTIMORE, MD

EXP. (NFL/RAVENS): 7/5



BRANDON ETHERIDGE enters his fifth season as the Ravens' general counsel, working closely with president Dick Cass to implement strategic initiatives and provide legal representation/perspective. He also leads the organization's government affairs efforts and plays a significant role in the Ravens' social justice reform work. Prior to joining the club, Etheridge worked for the NFL Management Council in New York City. He is a member of the Maryland and D.C. Bar Associations.

Since joining the Ravens, Etheridge advised on legal matters during the three-year, \$120 million M&T Bank Stadium improvements project, also coordinating with the Department of Homeland Security to help the stadium secure SAFETY Act designation. In 2018, he was instrumental in the administration and distribution of funds for the Ravens' Social Justice Fund. He is also heavily involved in the club's criminal justice reform advocacy efforts and establishment of a partnership with Up2Us Sports, a national nonprofit that hires and trains coaches and places them in youth sports organizations throughout Baltimore City. In 2017, Etheridge began working closely with Ravens players on social justice initiatives, helping provide a platform to strengthen governmental, law enforcement and community relations.

For three years, as part of the NFL Management Council, Etheridge provided counsel to teams on matters like the Collective Bargaining Agreement, player contracts, discipline and healthcare...Represented clubs in arbitration proceedings and advised on employment-related issues.

Prior to his time at the NFL, Etheridge worked for the international law firm of Covington & Burling in Washington, D.C., representing numerous clients in the sports industry, including the NFL.

Etheridge earned his Bachelor of Arts in Political Science from Yale University, where he was also a two-time letterman as an OLB/DE. Etheridge attended Harvard Law School, where he earned a J.D. in 2011. Born in Baltimore and raised in Maryland's Prince George's and Howard Counties, Brandon attended The McDonogh School (from grades 4-12), which is located just a few miles from the Ravens' Owings Mills facility. In 2014, he was named to Forbes' "30 Under 30" list as one of the "Sports World's Brightest Young Stars," and in 2018, was honored as a member of the Baltimore Business Journal's "40 Under 40" class. Etheridge also serves on the Board of Trustees for the Baltimore Community Foundation and on the Board of Directors for Baltimore Homecoming, Inc.



JEFF GOERING

SENIOR VICE PRESIDENT / CHIEF FINANCIAL OFFICER

COLLEGE: ROCKHURST (KANSAS CITY, MO)

BORN: 12/29/67, TULSA, OK

EXP. (NFL/RAVENS): 22/22



ALWAYS MORE.
NEVER LESS.

JEFF GOERING, who joined the club in 1999, oversees the Ravens' finance, human resources and information technology departments. He also works with the team's insurance and risk management matters. In terms of financial operations, Goering leads the strategic planning, budgeting, financial reporting, tax and audit processes. He also serves as the primary financial liaison with the Maryland Stadium Authority, working with various stadium contractors and event promoters.

In overseeing the HR and IT departments, he focuses on matters such as staffing, employment policies/benefit plans, hardware/software applications and network security/infrastructure.

Prior to being named senior VP of finance in 2015, Goering served as the Ravens' VP of finance/chief financial officer (2008-14). He was elevated to senior director of finance in 2004 after spending five years as the organization's controller.

Previously, as a PricewaterhouseCoopers senior consultant in Dallas, Goering worked with many sports entities, preparing financial feasibility studies, market assessments and economic impact analyses for proposed new or expanded sports venues.

He received his master's of science in sports management from the University of Massachusetts in 1998. During that time, he also served as a consultant in the evaluation and preparation of Boston Red Sox salary arbitration cases.

Goering spent a year in the Philippines as a community development volunteer for the Presbyterian Church, USA, in 1995-96. He received a B.S. in business administration from Rockhurst (Kansas City, MO) University.

Jeff, who previously served on the board of the Ravens Foundation, earned his CPA certificate in 1992. He and his wife, Sheryl, have two daughters, Olivia (19) and Carly (17), and a son, Daniel (14).



BAKER KOPPELMAN

SENIOR VP OF TICKET SALES & OPERATIONS

COLLEGE: GUILFORD (GREENSBORO, NC)

BORN: 2/7/67, BALTIMORE, MD

EXP. (NFL/RAVENS): 25/25



ALWAYS MORE.
NEVER LESS.

BAKER KOPPELMAN has been with the Ravens since their 1996 inception. He oversees the team's PSL, season ticket and hospitality sales, ticket operations, ticket distribution, customer service, club level service and retail sales, and he assists with attracting events to M&T Bank Stadium. In relation to his roles, Koppelman helped create an internal committee tasked with reviewing and improving overall fan experience.

Koppelman has worked in professional sports ticketing operations since 1987, selling Baltimore Orioles tickets at Memorial Stadium during the summer while earning his sports management and economics degrees at Guilford College (Greensboro, NC), where he graduated in 1990.

He worked his way to a full-time position with the Orioles in 1991, helping manage the stadium box office and contributing with the seating relocation from Memorial Stadium to Oriole Park at Camden Yards in 1992. He then spent a season with the San Diego Padres in 1995, before returning to his hometown to join the Ravens prior to their inaugural 1996 season.

Koppelman has helped M&T Bank Stadium and the Ravens

host a Metallica concert (May 2017), Beyonce's World Formation Tour (June 2016), Billy Joel and One Direction concerts (both July 2015), Jay-Z and Beyonce's On the Run Tour (July 2014), and The Legends of The Summer Tour, featuring Justin Timberlake and Jay-Z (August 2013). Baltimore also hosted a U2 concert in June 2011, Monster Jam in June of 2011-13, a Kenny Chesney concert in 2008, international soccer matches between Chelsea and AC Milan (2009), Manchester City and Inter Milan (2010), and Tottenham and Liverpool (2012), and the CONCACAF Gold Cup (2013 and 2015). M&T Bank Stadium has also hosted several premier college football games, including the annual Army-Navy showdown on four occasions (2000, 2007, 2014, 2016).

Koppelman is a graduate of St. Paul's School (Baltimore) and was inducted into its Athletic Hall of Fame in 2016 for his contributions as a team manager (football, wrestling and basketball) and a four-year member of the varsity baseball team. He is also a board member of the Baltimore chapter of the American Heart Association. Baker's wife, Reba, is the Ravens' senior director of finance.



ELIZABETH MEARMAN

SENIOR VICE PRESIDENT OF HUMAN RESOURCES

COLLEGE: MARYLAND, BALTIMORE COUNTY (UMBC)

BORN: 5/25, BALTIMORE, MD

EXP. (NFL/RAVENS): 17/17



ELIZABETH MEARMAN joined the Ravens in 2004. Originally hired as the club's first director of human resources, she designed, developed and implemented many of the HR practices currently in use for the team.

Mearman is responsible for the direction and management of the team's HR functions, and together with her staff, she manages hiring, benefits administration, performance and compensation management, employee relations, organizational development, employee engagement and satisfaction.

Mearman serves as secretary on the board of the Ravens Foundation, and she is the lead liaison and regional board member of The One Love Foundation, an organization the Ravens support.

The Baltimore native has her B.A. in psychology from UMBC and her Professional in Human Resources Certificate. She lives in Millersville with her husband, Joe, their daughter, Taylor (2), and three dogs, Sammi, Charles and Franklin.



KEVIN ROCHLITZ

SENIOR VICE PRESIDENT / CHIEF SALES OFFICER

COLLEGE: WYOMING

BORN: 1/5/71, CASPER, WY

EXP. (NFL/RAVENS): 18/18



KEVIN ROCHLITZ joined the Ravens in 2003 and was named senior vice president/chief sales officer in 2019. He leads the Ravens' corporate sales department, which includes national and regional partnerships, broadcasting contracts – including day-to-day operations with WBAL-TV, WBAL Radio and 98Rock – and M&T Bank Stadium suite sales.

Among the contracts completed by Rochlitz are partnerships with MedStar Health, Safeway, Visa, Coca-Cola, MillerCoors, Anheuser-Busch, Verizon, Southwest Airlines, Maryland Lottery and McCormick. At M&T Bank Stadium, he created and sold the Talon Pub, as well as the club level bars.

In 2015, Rochlitz led the sale of the Constellation Energy Suite Level at M&T Bank Stadium, while in 2014, he guided a sales team that completed a 10-year, \$60 million partnership extension with M&T Bank, including the continuation of naming rights to M&T Bank Stadium and several community-focused programs. In 2012, Rochlitz coordinated a partnership with Under Armour, which led to the team's training facility being named the Under Armour Performance Center.

Rochlitz also spent five years as senior VP of sales for

Mandalay Sports and Entertainment/Mandalay Pictures, owners of the Dayton Dragons and Frisco Rough Riders. He coordinated the new stadium construction and sold naming rights for each venue (Fifth Third Field in Dayton, Ohio, and Dr Pepper Ballpark in Frisco, Texas). From 1996-97, he was one of the youngest assistant athletic directors in NCAA Division I-A for the University of Miami.

Rochlitz serves on the Syracuse University Sports Management Advisory Board and on the Maryland SPCA Advisory Board. He is also a member of the Signal 13 Foundation with the Baltimore City Police Department.

Named a Baltimore Smart CEO Executive of the Year in 2016, Rochlitz was also chosen to participate in the Leadership Baltimore County program from 2015-16. In 2011, he was selected by the U.S. Department of Defense and Secretary Robert Gates to join the Joint Civilian Orientation Conference to better understand and promote the U.S. military.

Rochlitz earned a degree in marketing from the University of Wyoming, where he sits on the Business Advisory Board. He and his wife, Melissa, have a daughter, Riley (17).



ROY SOMMERHOF

SENIOR VICE PRESIDENT OF STADIUM OPERATIONS

COLLEGE: ST. THOMAS (MIAMI, FL)
BORN: 1/14/58, BALTIMORE, MD
EXP. (NFL/RAVENS): 25/25



ROY SOMMERHOF joined the Ravens during their inaugural season in 1996. He manages all aspects of M&T Bank Stadium, including gameday parking and transportation, security, guest services, custodial services, catering, medical services and stadium maintenance.

Since the stadium's 1998 opening, Sommerhof has spearheaded efforts to make it one of the NFL's best by supervising significant upgrades that enhance the fan experience. Most recently, in 2017, the Ravens began a three-year, approximately \$120 million self-funded project that includes new 4K ultra-high definition video displays, escalators/elevators to the upper deck, a new sound system, upgraded kitchen facilities and club level enhancements.

With his leadership, M&T Bank Stadium received a LEED Gold Certification (Nov. 2013), becoming the first North American outdoor stadium of any kind to achieve this distinction. Additionally, in the spring of 2020, M&T Bank Stadium was recognized by the United States Department of Homeland Security (DHS) with a SAFETY Act Designation, acknowledging excellence in gameday security practices.

Prior to joining the Ravens, Sommerhof spent 16 years working in ticket sales and stadium operations for the Orioles. He played a key role in the planning, development and execution of the 1992 opening of Oriole Park at Camden Yards.

During his career, he has been involved with numerous special events, including hosting both Pope John Paul II at Oriole Park (1995) and the Queen of England at Memorial Stadium (1991), and the MLB All-Star Game at Oriole Park (1993).

He is also the former chairman of the Gridiron Stadium Network, a consortium of 12 NFL facilities that creates awareness and promotes the assets of its members. The GSN works to optimize opportunities to expand the use of the state-of-the-art facilities for new sports, entertainment, public and private events.

Sommerhof, who was recognized by the Stadium Business Summit as a finalist for 2015 Executive of the Year honor, has a degree in sports administration from St. Thomas. He and his wife, Lina, have two sons, Drew (26) and Cole (18).



CHAD STEELE

SENIOR VICE PRESIDENT OF COMMUNICATIONS

COLLEGE: WINTHROP
BORN: 10/11/74, WEST POINT, NY
EXP. (NFL/RAVENS): 22/19



CHAD STEELE oversees the Ravens' public and community relations departments. Additionally, Steele is the organization's primary contact and spokesman for the team's communications efforts, and he directs strategic efforts promoting brand communication endeavors in coordination with football and business operations.

Steele and the Ravens' public relations department are three-time recipients of the Pete Rozelle Award (2010, 2012 and 2016), a prestigious annual honor that is voted on by the 300-member Pro Football Writers of America and given to the NFL public relations staff that consistently strives for excellence in its dealings and relationships with the media.

Steele has been invited to assist the NFL's public relations operations at six Super Bowls and currently serves as chairperson of the NFL's Football Publicity Committee. He was the first person ever chosen by the league office as a conference PR director for two-consecutive Pro Bowls in Honolulu, HI.

Originally a 1998 season-long intern with the Ravens, he rejoined the team in 2002 following three seasons with the

San Francisco 49ers' media relations department. Steele also worked two training camp internships with the Carolina Panthers (1996-97).

Steele, who was selected to attend Stanford University's Executive Education Program for NFL Managers in 2005, was also asked by the NFL league office, along with veteran NFL players and team player development directors, to lead discussions on media professionalism with the 2007 NFL draft class. In May 2016, he was chosen by the University of Maryland to be the keynote speaker at their Communications School graduation.

Steele serves on the boards of the Irvine Nature Center, Sutton Scholars, Sacred Heart School Advancement Fund and the Stevenson University Brown School of Business and Leadership.

A 1997 graduate of Winthrop University (business administration), Steele led the Eagles basketball team as co-captain. Chad and his wife, Wendy, have a daughter, Dylan (10), and a son, Colton (6).

FRONT OFFICE EXECUTIVES



HERESA ABATO **VICE PRESIDENT OF SUITE SALES & SERVICE**

COLLEGE: COLLEGE OF NOTRE DAME

BORN: 2/26, BALTIMORE, MD

EXP. (NFL/RAVENS): 23/23

For 23 NFL seasons, Theresa Abato has been responsible for all aspects of the Ravens' private suite business, including sales, client relations and operations for both Ravens games and third-party events. She manages suite inventory/ticketing, sets revenue/expense budgets and oversees the contracts and fulfillment for 130 suites. Abato and suite services & operations manager Hayward Caswell are committed to reinforcing the first-class standards of the Ravens. Since M&T Bank Stadium's 1998 opening, Theresa has been charged with creating and executing the valuable amenities and experiences suite owners receive. She has been instrumental in growing the suite business from 95 season-owned upon opening to 130 full-season suite relationships.



JIM COLLER **VICE PRESIDENT OF FINANCE**

COLLEGE: PENN STATE

BORN: 11/30/71, PHILADELPHIA, PA

EXP. (NFL/RAVENS): 22/22

Jim Coller joined the Ravens in 1999. During his time with the organization, he has served a variety of roles for the finance department, with responsibilities that have included overseeing day-to-day accounting functions of the team, assisting in the systematization of key financial activities, coordinating third-party audits and serving as a liaison with various team partners. Jim is a proud alumnus of Penn State University, where he graduated with a bachelor's degree in accounting. Prior to joining the Ravens, the Philadelphia native worked for KPMG LLP for five-and-a-half years serving as an auditor. When he is not balancing the books, Jim enjoys spending time with his family, coaching tee-ball and youth soccer, and volunteering as treasurer on the PTO board of the local elementary school. He and his wife, Hope, reside in Hanover, PA, with their two boys, Alex (10) and Evan (6).



HEATHER DARNEY **VICE PRESIDENT OF COMMUNITY RELATIONS / EXECUTIVE DIRECTOR, RAVENS FOUNDATION**

COLLEGE: TOWSON

BORN: 5/19, BALTIMORE, MD

EXP. (NFL/RAVENS): 10/10

A Towson University graduate and Baltimore native, Darney enters her 10th season with the Ravens. After working for the Baltimore Orioles for four years in special event management, she joined the Ravens in 2011 to provide oversight of the team's philanthropic initiatives. In her role as vice president of community relations, Darney is responsible for developing, implementing and administering the team's overall strategic charitable outreach efforts. This includes orchestrating over 300 player appearances annually that include hospital and school visits, food, toy and book drives, and fitness, education and literacy events. Additionally, Darney continues to serve as the executive director of the Ravens Foundation, Inc., where she manages and directs all fundraising, grant programs and initiatives executed by the team's charitable arm. Through this dual role, Darney annually manages the distribution of millions of dollars in combined contributions to over 2,000 nonprofit organizations throughout the Baltimore area. In 2019, Darney was named one of *Baltimore Business Journal's* "40 Under 40" honorees. Heather and her husband, Ed, have two daughters, Ava (6), and Julia (3).

FRONT OFFICE EXECUTIVES



NICK FUSEE **VICE PRESIDENT OF NETWORKING & HARDWARE**

COLLEGE: CARROLL COMMUNITY COLLEGE

BORN: 11/10/65, BANGOR, ME

EXP. [NFL/RAVENS]: 21/21

Nick Fusee has been with the Ravens organization since February of 2000. He started with the team's IT department as the network administrator and has overseen a large technology boom during his time in the NFL. Fusee works with IT coordinator Kevin Boyle to maintain all wired networks, wireless networks and desktop support within the organization. He also oversees M&T Bank Stadium's WiFi network on gamedays. Fusee, along with the coaching staff's director of football information, Megan McLaughlin, blazed the path in the NFL for digital playbooks by designing, planning and implementing the current app used today by all Ravens coaches and players. A local graduate of Centennial (Ellicott City, MD) HS, Nick has been married to his wife, Sandy, for 27 years. The couple has two children: Joe (22) and Alex (19).



PATRICK GLEASON **VICE PRESIDENT OF PUBLIC RELATIONS**

COLLEGE: COLORADO

BORN: 7/21/82, DENVER, CO

EXP. [NFL/RAVENS]: 16/16

Gleason enters his 16th season with the Ravens, serving as the primary point of contact for player and assistant coach interview requests. He is responsible for the development and execution of all football publicity efforts, also working closely with the organization's digital media, broadcasting and marketing departments. Additionally, Gleason plays a significant role in organizational messaging and communication to Ravens stakeholders. He is part of a Ravens' staff that has earned three (2010, 2012 & 2016) Pete Rozelle Awards, an honor given by the Professional Football Writers of America to the NFL PR team that strives for excellence in its relationships with the media. Gleason has also been invited by the NFL to help direct PR efforts for five Pro Bowls. He originally joined the franchise as an intern in 2005 after graduating from the University of Colorado, where he spent four years working in the sports information office. Gleason currently sits on the board of the Ravens Foundation, Inc. He and his wife, Erin, have a son, Jackson (2).

BILL JANKOWSKI **VICE PRESIDENT OF INFORMATION TECHNOLOGY**

COLLEGE: JOHN CARROLL

BORN: 6/5/65, CLEVELAND, OH

EXP. [NFL/RAVENS]: 35/25



Bill Jankowski has been with the franchise in a full-time role since 1986. He was one of 28 to join Art Modell in the team's 1996 move from Cleveland to Baltimore. Jankowski directs the Ravens' IT department, which supports many technological functions for the organization, including business, coaching, stadium operations, scouting, public relations and training operations. Jankowski also helped the team through the transition of moving to Baltimore and has kept the organization on par with today's ever-changing technology world. The Cleveland native works with vice president of networking & hardware Nick Fusee, senior database architect Jeremy Parks, IT security manager Evan Woodard and IT coordinator Kevin Boyle.

FRONT OFFICE EXECUTIVES



JAY O'BRIEN

VICE PRESIDENT OF BROADCASTING & GAMEDAY PRODUCTIONS

COLLEGE: LOYOLA [BALTIMORE]

BORN: 2/11/83, HELMETTA, NJ

EXP. (NFL/RAVENS): 17/17

Jay O'Brien leads a talented staff responsible for all organizational video, including social and digital video content, television shows, preseason game broadcasts and in-stadium entertainment. He also serves as executive producer of the Ravens' gameday productions crew, which was recognized by the NFL's 2019 Voice of the Fan survey as the top video board content and No. 2-ranked game entertainment in the league. In recognition of his work, O'Brien has earned an impressive 18 Emmy Awards during his time with the Ravens. He was instrumental in the rebranding and expansion of Ravens Productions, and in 2020, his team earned 11 Emmy nominations. Also in 2017, the *Baltimore Business Journal* named him to its "40 Under 40" list. O'Brien also oversaw the organization's upgrades to the RavensVision video displays and control room at M&T Bank Stadium to HDR and 4K-ready production. He serves on the board of the Ravens Foundation, earned an undergraduate degree in journalism from Loyola College and a master's in business administration from Towson and the University of Baltimore. Jay and his wife, Alex, have a daughter, Siena (5), and a son, Shea (3).



DARREN SANDERS

VICE PRESIDENT OF SECURITY

BORN: 5/10/66, BALTIMORE, MD

EXP. (NFL/RAVENS): 17/17

Darren Sanders oversees all security-related matters for the organization, including ownership, players, coaches and staff. He is responsible for security measures taken at the team hotels, serves as a personal security escort, directs security at the team's training facility and provides personal safety/security outside of work-related functions. Sanders also provides education on the NFL's personal conduct policy, as well as training and best practices related to state, traffic and weapons laws. Prior to joining the Ravens, Sanders spent 17 years with the Baltimore Police Department, including 11 as a Detective in Criminal Investigation Division, Drug Enforcement Section. In that role, he was selected to serve on the DEA task force, where he received numerous honors for his work in drug enforcement. Sanders also spent time with the BPD's Homicide Division and on uniform patrol. Darren is active in the Baltimore community, where he serves on the Executive Board of the National Academy Foundation, acts as a mentor in Baltimore City's "Year Up" program and is a member at Messiah Community Church.



KEVIN BYRNE

EXECUTIVE VICE PRESIDENT

COLLEGE: MARQUETTE

BORN: 8/20/49, CLEVELAND, OH

EXP. (NFL/RAVENS): 42/25

After 41 seasons working for the Ravens franchise, Kevin Byrne officially retired last May. However, he is remaining as a consultant to the team through the 2020 season. He is an original Raven, moving with then-owner Art Modell from Cleveland in January of 1996. Byrne, who is one of the most highly-respected public relations officials in sports, was a vice president with the Browns from 1981-95 prior to the team's move to Baltimore. Led by Byrne, the Ravens' PR staff earned three (2010, 2012 & 2016) Pete Rozelle Awards, voted by the Pro Football Writers of America (PFWA). The award is given to the NFL PR team that consistently strives for excellence in its service for and relationships with the media. Following the 2019 season, Byrne was nominated for the PFWA's Jack Horrigan Award – given to a league or club official for his or her qualities and professional style in helping the pro football writers do their job. Over the course of his career, Byrne has also provided media relations assistance at 25 Super Bowls and two Pro Bowls at the NFL's request. In 2012, Byrne accepted the Lifetime Achievement Award from Marquette's Department of Intercollegiate Athletics at the university's annual alumni awards ceremony. Byrne, who was on the committee to select Super Bowl-winning head coaches Brian Billick and John Harbaugh, attended St. Edward (Lakewood, OH) HS and was named the St. Edward Alumnus of the Year (2000). He and his wife, Sally, are the parents of Shannon, Sean, Tim and Conor, and the grandparents of Tim's son, Wyatt (10).

RAVENS STAFF HEADSHOTS



T.J. A'BECKET
Ticket Operations &
Distribution Sr. Manager



BRENT AIREY
Motion Graphics
Designer



RODNEY ALLEN
Security



JEFF ATKINSON
Cinematographer



TREY BENNETT
Sr. Manager,
Corporate Sales



MARK BIENVENU
Sr. Director of Football
Video Operations



JILLIAN BLACK
Sr. Payroll Manager



MICHAEL BLANKENSHIP
Assistant Certified
Athletic Trainer/
Physical Therapist




ADAM BLENCKSTONE
Ticket Sales
Representative




JERRY BOLLING
Team Services
Manager



KATIE BOLLINGER
Manager, Marketing
& Fan Development



KEVIN BOYLE
Information Technology
Coordinator



MATT BREVET
Director of Production



DENNY BROTHERS
Team Services
Assistant



CLIFF BROWN
Staff Writer



ANNELIESE BRUCE
Graphic Designer



AVON BRYANT
Assistant Manager
of Team Services



RYAN BURNS
Manager, Corporate
Sales & Suites



CASSIE CALVERT
Social Media
Coordinator



DAVID CAMAK
Team Services
Assistant



HAYWARD CASWELL
Manager, Suite
Services & Operations



TYLER CHERIGO
Sales Coordinator



BOBBY CHESNEY
Team Services
Assistant



AARON CLINE
Sr. Director of
Corp. Sales & Suites




DANA CLINE
Sr. Payables
Manager



JOHN CLINE
Director of Event
Operations



ANDREW COHEN
Business Analyst



EVAN COHEN
Stadium Operations
Manager



DAN CONDON
Director of Sales



EDDIE COUGHLAN
Director of
Photography

RAVENS STAFF HEADSHOTS



PHIL CUNNINGHAM
Sr. Producer/Editor



TOM CURTIS
Team Services
Assistant



JACK DANA
Manager, Production &
Media Assets



DENARD DAVIS
Team Services
Assistant



VERNON DENNIS
Public Relations
Coordinator



LISA DIXON
Sr. Dir. of Special
Events/Special Asst. to
the Owner & President



LOUIS DIXON
Team Services
Assistant



KEVIN DOMBOSKI
Assistant Certified
Athletic Trainer



GARRETT DOWNING
Social Media
Director/Digital Host



DEANDRA DUGGANS
Director, Advertising &
Branding



JOHN EISENBERG
Columnist




JOAN FENNEKOHL
Sr. Director of
Team Travel



COLLIN FERGUSON
Football Video
Operations Sr. Manager



KIM FERGUSON
Director, Activation &
Fan Development



BRYAN FILKINS
Head Groundskeeper -
UAPC



FRANK FORNOFF
Security



COLLIN FRANCIS
Assistant Certified
Athletic Trainer



DENNIS FRYER
Ticket Sales &
Hospitality Director



JAMES FULTON
Team Services
Assistant



TINA GALDIERI
Cheer Coordinator



MICHELE GEIMAN
Seamstress



DAVID GHOSTLAW
Team Operations
Manager



JEROME GILMORE
Team Services
Assistant



LUCAS GRABBE
Ticket Sales
Representative



SHELBY GRANATH
Producer/Editor



STEVE GROFF
Director of Broadcast
Technical Operations



MEGAN GRONZKI
Retail Sr. Manager



KEENAN HARRELL
Community Relations
Manager



COLLEEN HELAK
Guest Experience
Sr. Manager



ERIN HERBERT
Digital Media
Manager

RAVENS STAFF HEADSHOTS



DAVE HERINGER
Social Media
Graphic Designer



KENICO HINES
Assistant Equipment
Manager



PHIL HOFFMANN
Team Photographer



PATTI HOLTERY
Sr. Payroll
Specialist



CINDY HORSEMAN
Sr. Manager, Media &
Client Services



JAMES HOWARD
Team Services
Assistant



SHAWN HUBBARD
Team Photographer



ERIC HUBBS
Ticket Sales &
Hospitality Coordinator



LAURA HUMPHREYS
Sr. Manager,
Marketing & Activation



CHRIS INOUYE
Sr. Director of Retail



MARCUS JENKINS
Ticket Sales
Representative



JORDYN JOHNSON
Manager, Events &
Entertainment




RAVEN JONES
Ticket Programs
Coordinator



BRITTANY JORGE
Motion Graphics
Designer



KATE KASABULA
Sr. Director, Client
Services



JOSH KATZ
Business Analyst



SEAN KAUFFMAN
Head Groundskeeper -
M&T Bank Stadium




CIARA KAVANAGH
Ticket Services
Manager



MATT KEMPEL
Client Services
Manager



MATT KLUG
Facilities Maintenance
Manager



JAROD KNOPP
Assistant
Groundskeeper



KIRSTEN KOENIG
Team Services
Assistant



REBA KOPPELMAN
Sr. Director of Finance




BETSY LAMB
Customer Service
Assistant



DAVE LANG
Director of Digital
Strategy & Innovation



KELLY LEKAS
Receptionist



KEN LISSE
Senior Designer



MATT LITTLE
Sr. Manager, Marketing
& Football Outreach



JILLIAN MAGNOTTA
Client Services
Coordinator




ILSA MARDEN
Director, Events &
Game Entertainment

RAVENS STAFF HEADSHOTS



JESSICA MARKISON
Director of Compliance



CHRIS MARROQUIN
Asst. Athletic Trainer/
Physical Therapist



KEITH MATHEWS
Sr. Director of
Facilities Maintenance



ADAM MAZALEWSKI
Ticket Operations
Director



LIZ McCROSKEY
Accounting Manager



MARLON McLEAN
Assistant Facilities
Manager



RYAN MINK
Editorial Director



NICK MODISETT
Cinematographer



CHARLES NICKOLES
Team Services
Assistant



KIM NIGGEL
Medical Services
Assistant



TORY NYMICK
Marketing
Communications
Coordinator



JEREMY PARKS
Sr. Database
Architect



ELLI PELTONEN
Customer Service &
ADA Seating Coordinator



P.J. PETEL
Assistant Head
Groundskeeper/
Equipment Assistant



LINDSAY PINCKNEY
Human Resources
Coordinator



NICK PREVAS
Graphic Design
Manager



JOEY PULONE
Team Photographer



WILL RANNEY
Groundskeeper/
Equipment Assistant



BUD REINECKE
Director of Team
Services



MARISOL RENNER
Director of
Publications



KATHY RESNIK
Seamstress



KORI RICHARDSON
Team Services
Assistant



ADAM RUDEL
Manager, Marketing &
Football Outreach



NATALIE SHAFFER
Seamstress



RON SHAPIRO
Special Advisor
to the Owner



MOE SHOOTS
Guest Experience
Manager



EBONY SHORT
Assistant Sewing
Manager/Seamstress



GWEN SIECK
Ticket Sales
Representative



CRAIG SINGLETERRY
Sr. Security Manager



MOLLY SJURSON
Client Services
Manager

RAVENS STAFF HEADSHOTS



JASON STEVENS
Team Services
Assistant



BILLY STEWART
Groundskeeper



KRISTIN STORTINI
Assistant General
Counsel



JOHN SWANN
Team Services
Assistant



JUSTIN SYHARATH
Groundskeeper



KELLY TALLANT
Community Relations
Sr. Manager



RICH TAMAYO
Director of Guest
Experience



JULIE TAMBUSI
Director of Human
Resources



ANNETTE TENNANT
Seamstress



FRANK THOMAS
Team Services
Assistant



MIKE THOMAS
Asst. Athletic Trainer/
Physical Therapist



ROB TUNE
Manager,
Entertainment &
Events



TOM VALENTE
Director of
Public Relations



CHRIS WACK
Manager,
Corporate Sales



JOBIE WALDT
Director of Stadium
Operations



ADAM WEBSTER
Team Services
Assistant



VALARIE WIDEMAN
Player Services
Manager



KEVIN WILKINS
Football Video
Operations Coordinator



BRANDON WILLIAMS
Mascot Program
Manager



CODY WILLIAMS
Director of Business
Intelligence & Digital
Sponsorship



MATTIE WOOD
Client Services
Representative



TOM WOOD
Assistant
Equipment Manager



EVAN WOODARD
Information Technology
Security Manager



MIKEY WYNNE
Corporate Sales
Account Executive



JAWAN YANCEY
Team Services
Assistant



JOHN ZIEMANN
Marching Ravens
President

ALWAYS MORE.
NEVER LESS.



UNDER ARMOUR PERFORMANCE CENTER



UNDER ARMOUR
PERFORMANCE CENTER



The Ravens moved into their Owings Mills, MD, training facility in mid-October of 2004. The building, which was named the Under Armour Performance Center in June of 2012, features a brick and stone exterior. The fieldhouse is 83,962 square feet and includes a strength-training area and a full-size indoor practice field. The facility's outdoor practice fields and fieldhouse sit on 32 acres. Almost all of the project's physical construction was provided by Baltimore-area companies and workers.

When the 2016 season concluded, the Ravens launched a \$45 million project to upgrade and expand the Under Armour Performance Center. The massive construction undertaking was fully completed in the summer of 2018.

Over an 18-month project, the Ravens demolished the facility's original one-story north wing, which housed much of the organization's business operations. A new two-story wing was constructed, increasing the area from 9,095 square feet to 23,000 square feet. That expansion created more space for the business side while also providing additional room to enhance the football team's facilities, including the players' locker room, team auditorium, position meeting rooms, scouting/coaching offices and cafeteria.


The Ravens have held training camp at their facility since 2011, and part of the recent renovation project included purchasing more land that surrounds the UAPC. The added space is used for parking and allows the organization to safely host nearly 2,000 fans per day during training camp. In all, there are 775 parking spaces at the facility (525 paved and 250 grass spots).



The Under Armour Performance Center's total building measures 232,864 sq. feet.



The Under Armour Performance Center's practice fields and new north wing.



In the spring of 2018, the Ravens renovated player meeting rooms and the team's locker room (new version shown above) as part of the facility's recent overall expansion.



The Under Armour Performance Center's new north wing (middle right) achieved the prestigious LEED Gold level certification, further recognizing the Ravens' commitment/dedication to sustainability and environmental stewardship.

UNDER ARMOUR PERFORMANCE CENTER

The facility includes an updated full-service kitchen/cafeteria, player support functions, basketball and racquetball courts, TV/radio studios, plus state-of-the-art requirements for NFL training. Also included at the facility are executive offices, meeting rooms, three outdoor fields and media areas that offer high-speed Internet capability.



"Everything a team needs to help prepare it to win is available to us. Steve [Bisciotti] delivered a first-class, state-of-the-art training facility and office complex."
– Ravens Executive Vice President Ozzie Newsome



The Ravens' have a world-class weight room and conditioning and recovery center, providing players everything they need to train at peak performance.



The Ravens have three Bermuda grass fields on the grounds of their training complex at the Under Armour Performance Center in Owings Mills.



The Under Armour Performance Center houses a state-of-the-art production studio the team utilizes for in-house digital and TV broadcasting purposes.



The Ravens' indoor facility has a full, 100-yard field made of Shaw Sports Turf that the team uses for offseason training purposes or when the weather becomes inclement.

TEAM PHYSICIANS / MEDICAL TEAM



DR. ANDREW TUCKER
Head Team Physician
MedStar Health



DR. LEIGH ANN CURL
Head Orthopedic
Surgeon
MedStar Health



DR. SEAN CURTIN
Associate Team
Physician
MedStar Health



DR. FRANK DAWSON
Associate Team
Physician
MedStar Health



DR. JAMES DREESE
Associate Team
Physician
MedStar Health



DR. RICHARD LEVINE
Associate Team
Physician
MedStar Health



DR. ALAN SOKOLOFF
Team Chiropractor



DR. DAVID BALLENGER
Team Chiropractor



DR. PAUL PETTAY
Manual Therapy
Specialist





RAVENS IN OUR COMMUNITY



RAVENS FOUNDATION



Marquise Brown posing with Next One Up



2019 Ravens Scholars
(2 not pictured)

The Ravens Foundation, Inc. is committed to improving, encouraging and enabling the healthy development of youth in Maryland. The foundation focuses on programs that help youth and their families with various needs, including housing, hunger, education, athletics and mentoring.

Charitable Partners – The Ravens Foundation recognizes and gives financial and volunteer support to several Baltimore-area charitable partners, including **Athletes Serving Athletes, Leveling the Playing Field, Next One Up** and **Reading Partners**.

Ravens Youth Football Grant – Alongside Under Armour, the Ravens Foundation provides grants for new football equipment and apparel for football teams in Maryland. Packages include jerseys, cleats or heat and hydration support for all teams within the program. Since its launch nine years ago, the grant has awarded apparel to over 3,800 area children.

Ravens PLAY 60 Grant – Now in its 14th year, the Ravens’ PLAY 60 Grant has supported over 250 programs and more than 27,000 youth with over \$1.3 million in funding to encourage physical fitness and nutrition education among youth.

Ravens Scholars – For 12-consecutive years, the Ravens have recognized at least five outstanding high school seniors (2019 class shown at left) by awarding a \$5,000 renewable scholarship (\$20,000 over four years) to support each scholar’s respective college education. Since 2010, the team has committed over \$1 million in scholarship funding.

COMMUNITY IMPACT

In 2019, the Ravens supported a number of local causes and organizations through financial and in-kind donations, including:

\$1.3 MILLION DONATED to local nonprofits through the PLAY 60 Grant (since 2007)

NEARLY 450,000 BOOKS DISTRIBUTED to children through the Ravens’ Bookmobile program

13,000+ TICKETS DONATED to local nonprofits and youth football teams throughout the state of Maryland

2,000+ IN-KIND DONATIONS DISTRIBUTED to various nonprofits throughout the Baltimore community

2,500+ HOLIDAY MEALS PROVIDED to Baltimore-area families in need

500 COATS DONATED along with cold-weather items to men at the Helping Up Mission Shelter

\$3.4 MILLION COMMITTED by the Ravens in support of domestic violence and sexual assault awareness

98% OF RAVENS PLAYERS participated in community events and efforts in 2019

ALL COMMUNITY TEAM



The mission of the All Community Team (ACT) is to increase corporate and community awareness of the Ravens Foundation, player foundations and associated local charitable organizations. Through a wide variety of activities and events, the ACT makes a positive impact in the Maryland area while strengthening ties between the Ravens, their partners and the community. Title sponsor M&T Bank joins additional Baltimore corporations, as the ACT provides financial and volunteer support to many of the Ravens’ community service projects.





RAVENS RENOVATE BOYS & GIRLS CLUB

In 2019, the Ravens hosted an organization-wide volunteer day to help transform and refurbish the Webster Kendrick Boys & Girls Club in Baltimore City. Funded by the Ravens Foundation, Inc., in conjunction with M&T Bank, the project included a volunteer workday followed by a ribbon-cutting ceremony.

Both current and former Ravens players and staff joined representatives from M&T Bank to comprise the 200-plus volunteers who flocked together to renovate the space.

Throughout the day, volunteers worked to renovate Webster Kendrick's multi-purpose room, entryway, teen lounge and staff lounge. The club's STEAM lab was also outfitted with new furniture, decor, artwork and technology.

The day concluded with a special ribbon-cutting ceremony featuring Ravens president Dick Cass and representatives from M&T Bank, the Boys & Girls Club of Metropolitan Baltimore, The Heart of America and Baltimore City Public Schools.



Head Coach John Harbaugh



QB Trace McSorley





RAVENS IN OUR COMMUNITY

MILITARY APPRECIATION

In association with the NFL's Salute to Service Campaign, the Ravens honor veterans and active duty members of the military all year in many ways, including hosting military members at training camp and practices, visiting veteran hospitals, hosting workouts for wounded warriors and paralyzed veterans, organizing a PLAY 60 event at Ft. Meade Military base and showing support through care packages, letters and daily communication. At each home game, the Ravens honor groups that include military representatives, first responders, veterans and/or wounded warriors through the CSX Seats for Service program. Additionally, the team honors active and veteran service members with the Hometown Hero Award during a pre-game presentation.



CAW TO ACTION

During the 2019 season, the Ravens invited fans and corporate partners to join them in the team's Huddle for 100 "Caw to Action" efforts. On Sept. 23rd, the Ravens and the United Way of Central Maryland planned and executed over 120 events across 14 Baltimore metro communities. Projects were separated into eight unique teams and ranged from cleaning up parks, to volunteering at local schools and community centers to organizing books at the Maryland Book Bank. The events brought together over 300 staff, alumni and players, and over 25,000 volunteers, culminating in 3.7 million volunteer minutes served. The Ravens' "Caw to Action" was later determined to be the NFL's largest individual huddle.




YOUTH FOOTBALL & CONCUSSION AWARENESS

Ravens RISE is the team's football outreach program that provides football players from youth to high school levels opportunities to "Play Like A Raven." The program offers football clinics for youth throughout the state, Ravens home game ticket donations, monetary donations to high school football programs, 7-on-7 football tournaments and the opportunity for team representatives to be honored as High School Coach of the Week and Team Mom of the Year. To date, there are over 16,000 active participants in the Ravens RISE program. Interested players, coaches or team moms are encouraged to register at www.baltimore Ravens.com/rise and become part of the Ravens RISE youth football movement.



PLAY 60

In 2019, the Ravens hosted a PLAY 60 event alongside Special Olympics Maryland (SOMD) to kick off the year-round efforts of the NFL PLAY 60 campaign, which is designed to promote healthy and active lifestyles among today's youth. **Nick Boyle** (right) joined teammates and ran through football drills alongside 75 athletes from SOMD at the team's Under Armour Performance Center. Additionally, the Ravens hosted school assemblies, and through special partnerships with the American Dairy Association North East, Carroll County Project ACES (Active Children Excel in School) and Baltimore and Howard County Public School Systems, the team delivered the PLAY 60 message to more than 125,000 local youth.





RAVENS IN OUR COMMUNITY

FEMALE LEADERSHIP CONFERENCE

The Ravens annually host their L.I.F.T. (Leading and Inspiring Females to Thrive) Conference, a leadership seminar for female student-athletes from local high schools. Freshmen, sophomores and juniors are invited to participate in a day of leadership workshops, guest speakers and a team-building workout at the Ravens Under Armour Performance Center. Student-athletes who serve as both an “untitled leader” and “unsung hero” for their sports programs can apply through the team’s website to be considered for the event. The program is designed to empower the next generation of female student-athletes and further develop their leadership skills, helping them succeed both on and off the field.



TEAM PURPLE

Team Purple is the official Baltimore Ravens club created just for women. The goal of Team Purple is to provide female Ravens fans a community entirely for themselves and a forum to stay involved with the team and each other through updates, special offers, events and more. In 2019, members of Team Purple participated in the 13th Annual A Purple Evening, which drew over 5,000 female fans to M&T Bank Stadium for on-field activities, Football 101 sessions, fan forums, autograph and photo stations with nearly 25 Ravens players, including **Matthew Judon** (right), and exclusive stadium access. Members of Team Purple also had the opportunity to participate in various female-based events, such as the Purple Wine & Dine, Sip ‘N Paint, Purple Poses & Pints and the Purple Away Game Trip.



SOCIAL JUSTICE EFFORTS

The Ravens have taken an active role in supporting programming, events and advocacy efforts to promote social justice since late 2017. In 2018 and 2019, the Ravens teamed up with Baltimore-based nonprofit Thread to facilitate “Gameday Conversations,” an initiative that involves citywide Ravens watch parties to encourage conversations about issues that impact Baltimore. Again in 2019, the Ravens and Ravens players made a \$200,000 donation to the Baltimore City Public School System to upgrade HVAC units, including at Thomas Jefferson Elementary. In 2020, the Stephen and Renee Bisciotti Foundation and the Ravens jointly committed \$1 million to support social justice reform throughout the Baltimore community.



HOLIDAY HAPPENINGS

Thanks to Ravens players, thousands of families received support, including food and presents, during the holidays. The 2019 food distributions and meal services featured the support of more than 25 players including Miles Boykin, **Marlon Humphrey** (right), Matthew Judon, Sam Koch, Anthony Levine Sr., Pernell McPhee, Pat Ricard, Willie Snead IV, Ronnie Stanley and Earl Thomas III. In December, the Ravens hosted the 15th Annual Holiday Helpers event at a Target store in Owings Mills. Nineteen Ravens teammates, along with mascot Poe and Ravens cheerleaders, joined together in serving as personal shoppers for area children who received gift certificates to shop for them and their families. In addition, 13 players led their own toy drives and shopping sprees for local underserved youth.



PLAYERS



LAMAR JACKSON



47

JERELL ADAMS

TIGHT END
6-5 | 254

COLLEGE: SOUTH CAROLINA

BORN: 12/31/92, PINWOOD, S.C.

EXP. (NFL/RAVENS): 4/1 **GP/GS (PLAYOFFS):** 30/3



— KEY TRANSACTIONS —

- Signed with the Baltimore Ravens on 8/3/20
- Released by New Orleans on 12/27/19
- Signed to the Saints' practice squad on 12/12/19
- Released by Houston on 12/3/19
- Signed to the Texans' practice squad on 10/22/19
- Released by Houston on 10/9/19
- Signed to the Texans' practice squad on 10/3/19
- Waived by Houston on 10/1/19
- Signed to Houston's practice squad on 10/10/18
- Released by the Giants on 9/2/18
- Originally selected by the New York Giants in the sixth round (184th overall) of the 2016 NFL Draft

— CAREER HIGHLIGHTS —

- Has recorded 24 receptions for 214 yards and 1 TD
- Had a career-best 16 receptions for 122 yards (7.6 avg.) and 1 TD as a rookie in 2016

— PERSONAL —

- Graduated from South Carolina in December 2015 with a degree in public health
- Two-time member of the SEC Fall Academic Honor Roll
- Named the recipient of the prestigious Dr. Harris Pastides Outstanding Student-Athlete Representative of the University of South Carolina

2016: (NEW YORK GIANTS – 13/2, 0/0)

- Finished with 16 receptions for 122 yards (7.6 avg.) and 1 TD as a rookie in 2016
- Inactive for the NFC Wild Card at GB (1/8/17) due to injury
- Recorded at least 1 reception in four consecutive games from Weeks 13-16
- Registered 3 receptions for 18 yards (6.0 avg.), including a 10-yard TD in Week 10 vs. Cin. (11/14)

— COLLEGE —

- Played in 47 games (15 starts) at South Carolina... Finished his career with 66 receptions for 977 yards and 7 TDs... Also contributed on the coverage teams, recording 8 ST tackles
- As a senior in 2015, played in 12 games with a career-high nine starts... Was South Carolina's second-leading receiver with 28 catches for 421 yards and 3 TDs, all career-high totals... Caught a career-high 6 passes for 105 yards vs. the Citadel... Named the recipient of the prestigious Dr. Harris Pastides Outstanding Student-Athlete Representative of the University of South Carolina at the 2015 Garnet & Black Spring Game
- Saw action in all 13 games (five starts) as junior... Totaled 21 passes for 279 yards with 1 TD... Was a member of the SEC Fall Academic Honor Roll... Named the Most Improved TE for the second-straight year in the spring of 2014
- In his sophomore campaign, played in all 13 games (one start)... Caught 13 passes for 187 yards (14.4 avg) and 2 TDs... Caught 3 passes, including a TD in the Capital One Bowl win over Wisconsin... Was a member of the SEC Fall Academic Honor Roll
- Earned SEC All-Freshman accolades by the league's coaches after totaling 4 receptions for 90 yards and 1 TD in his freshman season
- Attended Fork Union (VA) Military Academy in 2011

— HIGH SCHOOL —

- Prepped at Scott's Branch (Summerton, SC) HS, where he played QB, TE, LB, DE and punter... Helped lead the Eagles to the 1A Division II state title as a senior
- Considered a four-star prospect by *Rivals.com*, *Scout.com* and *247Sports.com*, and a three-star prospect by *ESPN.com*
- Threw for 689 yards and 12 TDs in two seasons at QB
- Registered 21 receptions for 581 yards and 8 TDs as a TE
- Recorded 96 total tackles, 5 INTs and 1.0 sack as a junior in 2010
- Averaged 19 points and 13 rebounds on the basketball team

2019: (HOUSTON TEXANS & NEW ORLEANS SAINTS – 1/0)

- Signed to the Saints' practice squad on 12/12
- Appeared on special teams in the Texans' Week 1 matchup at NO (9/9)

2018: (HOUSTON TEXANS – 0/0)

- Spent Weeks 6-17 and the postseason as a member of the Texans' practice squad
- Signed to Houston's practice squad on 10/10
- Spent the offseason, training camp and preseason with the NY Giants

2017: (NEW YORK GIANTS – 16/1)

- Caught 8 passes for 92 yards (11.5 avg.) in 16 games
- Registered a career-high 4 receptions for 31 yards in Week 16 at Ari. (12/24)
- Made his lone start in Week 10 at SF (11/12)
- Snagged 1 reception for a career-long 38 yards vs. Det. (9/18)



47 JERELL ADAMS



— ADAMS' COMMUNITY IMPACT —

- Joined teammates to distribute 1,500 turkeys to the Community Food Bank of N.J. to support families in the local community for Thanksgiving
- Participated in the Giants' annual Jingle Jam holiday party for 600 New Jersey foster children, who each received winter coats, clothes, athletic equipment, and enjoyed a night of dancing and fun activities
- Attended the MDA Muscle Team Dinner, which raises over \$1 million toward treatments and cures for muscle diseases and was a buddy for the evening to a child living with muscular dystrophy
- Attended JT Thomas' Monday Night Bowling fundraiser that benefited Intensive Therapeutics, a program that offers individual and group services for children with a variety of special needs
- Participated in a conversation with New Jersey Senator Cory Booker and the non-profit RISE regarding current social justice issues in our nation
- Visited the children's hospital at Hackensack University Medical Center with fellow rookies in costume on Halloween to spend time with young patients and their families
- Attended the Play 60 Challenge Field Day Celebration at Thomas Jefferson Middle School in Teaneck, N.J.
- Served lunch with fellow rookies to more than 400 people at Eva's Village in Paterson, NJ, during Thanksgiving week (2016)

JERELL ADAMS' NFL REGULAR SEASON RUSHING/RECEIVING STATISTICS

DATE	TEAM	GP	GS	RECEIVING					RUSHING				
				NO.	YDS	AVG	LG	TD	NO.	YDS.	AVG.	LG	TD
2016	Giants	13	2	16	122	7.6	14	1	0	0	0.0	0	0
2017	Giants	16	1	8	92	11.5	38	0	0	0	0.0	0	0
2018	Giants	0	0	0	0	0.0	0	0	0	0	0.0	0	0
Went from N.Y. Giants to Houston.													
2018	Texans	0	0	0	0	0.0	0	0	0	0	0.0	0	0
2018	TOTAL	0	0	0	0	0.0	0	0	0	0	0.0	0	0
2019	Texans	1	0	0	0	0.0	0	0	0	0	0.0	0	0
NFL TOTALS		30	3	24	214	8.9	38	1	0	0	0.0	0	0

JERELL ADAMS' NFL POSTSEASON RUSHING/RECEIVING STATISTICS

DATE	TEAM	GP	GS	RECEIVING					RUSHING				
				NO.	YDS	AVG	LG	TD	NO.	YDS.	AVG.	LG	TD
2016	Giants	0	0	0	0	0.0	0	0	0	0	0.0	0	0
2018	Texans	0	0	0	0	0.0	0	0	0	0	0.0	0	0
NFL TOTALS		0	0	0	0	0.0	0	0	0	0	0.0	0	0

SINGLE-GAME HIGHS: RUSHING/RECEIVING

Receptions 4 at Arizona Cardinals, Dec 24, 2017
Receiving Yards 38 vs. Detroit Lions, Sep 18, 2017
Longest Receptions 38 vs. Detroit Lions, Sep 18, 2017
Receiving TDs 1 vs. Cincinnati Bengals, Nov 14, 2016

All-purpose yards
Special Teams Tackles
Most TDs

38 vs. Detroit Lions, Sep 18, 2017
 2 vs. Los Angeles Chargers, Oct 08, 2017
 1 vs. Cincinnati Bengals, Nov 14, 2016



50 OTARU ALAKA

INSIDE LINEBACKER

6-3 | 239

COLLEGE: TEXAS A&M

BORN: 5/18/96, HOUSTON, TX

EXP. (NFL/RAVENS): 2/2 GP/GS (PLAYOFFS): 0/0



— KEY TRANSACTIONS —

- Placed on Injured Reserve on 9/28/19
- Signed by the Ravens as a rookie free agent on 5/3/19...Was one of two (G/C Patrick Mekari) undrafted RFAs to make the Ravens' Week 1 53-man roster

— CAREER HIGHLIGHTS —

- Spent the majority of the 2019 season on Injured Reserve after suffering a hamstring injury
- Was a gameday inactive in games 1-3

— PERSONAL —

- Brother (Temi) played WR at Rice and South Florida
- Primarily played soccer as a child...Began playing football in emulation of his older brother, who excelled in the sport
- Has seen the show The Office over 30 times and can recite each episode word-for-word...His all-time favorite movie is The Dark Knight

- In his senior campaign, led the team with 79 total tackles and 14.5 TFL (-52 yards), adding 4 sacks and 1 FF...Honored as the *College Sports Madness* National and SEC Defensive Player of the Week vs. LSU...Bestowed the Strength and Conditioning Defensive Aggie Award and the team's Defense Unselfish Leadership Award
- Ranked third on the team as a junior with 78 tackles and finished second with 5.5 sacks...Topped the Aggies defense with 12 TFL (-57 yards)
- Finished third on the team with 74 tackles (30 solo) in his sophomore campaign
- Granted a medical redshirt in 2015 after a season-ending shoulder injury
- As a true freshman, recorded 33 tackles (21 solo)...Earned Defensive MVP honors in the AutoZone Liberty Bowl after recording 7 tackles and 1.5 TFL against West Virginia
- Graduated with a degree in supply chain management

— HIGH SCHOOL —

- Attended Cypress Falls (Houston, TX) HS
- Was a consensus four-star recruit and chose Texas A&M over Texas, Florida State, LSU, Michigan and Oklahoma, among others
- As a senior, totaled 88 tackles, 20 TFL and 11 sacks...Contributed 36 tackles, 12 TFL and 3 sacks as a junior

2019: (BALTIMORE RAVENS – 0/0, 0/0)

- Placed on Injured Reserve (hamstring) on 9/28
- Was a gameday inactive Weeks 1-3

— COLLEGE —

- Appeared in 53 games (45 starts) at Texas A&M, recording 276 tackles (129 solo) and 11.5 sacks

— ALAKA'S COMMUNITY IMPACT —



- Visited with patients unable to go home for the holidays at Medstar Union Memorial Hospital (2019)
- Alongside teammates, participated as a celebrity bowler in Anthony Levine Sr.'s Celebrity Bowling Night to benefit his 4every1 Foundation (2019)
- Participated in a bike distribution for students from Wavery Elementary/Middle School and YMCA to kick off the 2019 Play 60 Challenge (2019)
- Participated in the Ravens' Signature Project with M&T Bank to renovate the facility and visit with children at the Webster Kendrick Boys & Girls Club in Baltimore (2019)



89



MARK ANDREWS

TIGHT END
6-5 | 256

COLLEGE: OKLAHOMA

BORN: 9/6/95, SCOTTSDALE, AZ

EXP. (NFL/RAVENS): 3/3 GP/GS (PLAYOFFS): 31/7 (2/0)



— KEY TRANSACTIONS —

- Mark Andrews was selected by the Ravens in the third round (86th overall) of the 2018 NFL Draft...Was the second of two third-round picks (Oklahoma teammate T Orlando Brown Jr., 83rd) by the Ravens

— HONORS —

- Pro Bowl (2019)

— CAREER HIGHLIGHTS —

- Finished 2019 with team highs in receptions (64), receiving yards (852) and receiving TDs (10), helping Baltimore produce the NFL's No. 1 scoring offense (33.2 ppg)...The Ravens became the first team in NFL history to average at least 200 rushing (206.0) and 200 net passing yards (201.6) per game in a season
- Helped set new single-season franchise records for total TDs (64), points (531), rushing yards (3,296) and total net yards (6,521) in 2019
- Is one of three Ravens ever to post at least 10 receiving TDs in a season (Torrey Smith, 11 in 2014; Michael Jackson, 14 in 1996)
- In 2019, produced the single-season franchise record for TD catches (10) by a TE
- His 10 receiving TDs tied (LAR's Cooper Kupp) for No. 2 in the NFL and ranked No. 1 among all TEs in 2019
- On 12/1/19 vs. SF, scored Baltimore's 48th total TD of the season, setting a new franchise record (12/1/19)
- Became the first Ravens TE to post back-to-back 100-yard receiving games in the victory vs. Ari. (9/15/19)...Tallied a career-high 112 yards and 1 TD on 8 catches
- Posted then-career highs in receiving yards (108) and receptions (8) to help the Ravens produce franchise-records in yards (643) and points (59) in the season-opening, 59-10 victory at Mia. (9/8/19)
- In 2018, became the Ravens' record holder for most receptions (34) and receiving yards (552) in a season by a rookie TE, passing Maxx Williams (32 for 268 in 2015)
- Andrews' 552 receiving yards in 2018 ranked No. 1 among all NFL rookie TEs...His 34 receptions stood third
- With 34 receptions for 552 yards and 3 TDs in 2018, he helped the Ravens produce a then-single-season team-record 5,999 total net yards
- Owns the two longest regular season receptions by TE in Ravens history, registering a 68-yard catch at LAC (12/22/18) and a record 74-yarder vs. Oak. (11/25/18), which was the second-longest reception by a rookie NFL TE since 1992 (Tyji Armstrong, 81t)

— PERSONAL —

- Was diagnosed with Type 1 diabetes and wears an insulin pump, except when he plays football...Passionate spokesperson for those with diabetes and educating youth about its effects and ways to overcome them
- Father, Paul, and brother, Jack, are urologists, while his sister, Annie, is in dental school...Mother, Martha, and another brother, Charlie, both work in real estate

2019: (BALTIMORE RAVENS – 15/4, 1/0)

- Finished 2019 with team highs in receptions (64), receiving yards (852) and receiving TDs (10), helping Baltimore produce the NFL's No. 1 scoring offense (33.2 ppg)...Ravens became the first team in league history to average at least 200 rushing (206.0) and 200 net passing yards (201.6) per game in a season
- Helped the Ravens set new single-season franchise records for total TDs (64), points (531), rushing yards (3,296) and total net yards (6,521)
- His 10 receiving TDs tied (LAR's Cooper Kupp) for second in the NFL and ranked No. 1 among all TEs...The 10 TDs are also a single-season record by a Ravens' TE
- Posted 93 yards and 2 TDs on 6 receptions, extending his franchise record for single-season TDs by a TE (10) in the 31-15 win at Cle. (12/22)...Helped clinch the franchise's first-ever No. 1 playoff seed...Became one of only three Ravens to post at least 10 receiving TDs in a season (Torrey Smith, 11 in 2014, Michael Jackson, 14 in 1996)
- Finished with 52 receiving yards on 4 receptions and recorded his eighth TD catch of the year, setting a new single-season franchise record by a TE, in the 42-21 victory vs. NYJ (12/12)
- Posted a game-high 50 receiving yards on 3 receptions, including a 20-yard TD catch, in the 20-17 win vs. SF (12/1)...His TD tied the Ravens' single-season franchise record for TD receptions by a TE (7, shared with Dennis Pitta, 2012, and Todd Heap, 2005) and marked Baltimore's 48th total TD of the season, setting a new franchise record
- Tallied 4 catches for 75 yards, including an 18-yard TD, in the 41-7 victory vs. Hou. (11/17)
- Led the Ravens in receptions (6) for 53 yards and scored a career-high 2 TDs in the 49-13 win at Cin. (11/10)
- Posted 4 receptions for 31 yards, including a 9-yard TD strike from QB Lamar Jackson, vs. Cle. (9/29)...Tied a single-season career-high by catching his third TD of 2019



89 MARK ANDREWS

- With 8 catches for 112 yards and 1 TD, became the first Ravens TE ever to post back-to-back 100-yard receiving games in the 23-17 win vs. Ari. (9/15)...Has produced two of the 10 all-time 100-yard receiving games by a Ravens' TE
- Posted then-career highs in receiving yards (108) and receptions (8) to help the Ravens produce a franchise-record 643 yards of offense in the season-opening, 59-10 victory at Mia. (9/8)...His 3-yard TD connection with QB Robert Griffin III helped Baltimore set a franchise record for most points scored in a game (59)

2018: (BALTIMORE RAVENS – 16/3, 1/0)

- Set the record for most receiving yards (552) and receptions (34) in a season by a Ravens' rookie tight end...Added 3 receiving TDs
- Finished No. 1 among all NFL rookie TEs in receiving yards (553), helping the Ravens produce a then-single-season team-record 5,999 total yards
- Recorded 4 receptions for 54 yards – including a 28-yard catch to set up a K Justin Tucker FG in the first quarter – in the 26-24 win vs. Cle. (12/30)
- Posted a career-high 83 receiving yards on 2 catches, including a 68-yard TD grab, in the 22-10 win at LAC (12/22)...Andrews owns the two longest regular season receptions by a Ravens' tight end, registering a record 74-yarder vs. Oak. in Week 12 (11/25)
- Hauled in a 74-yard reception in the 34-17 win vs. Oak. (11/25)...Marked the longest catch ever in regular season play by a Ravens' tight end...His reception is also the longest by a rookie TE in 2018 and second longest by a rookie TE since 1992 (Tyji Armstrong, 81t)...Became the Ravens' record holder for most receiving yards in a season by a rookie TE, passing Maxx Williams (268 in 2015)

- Produced the second TD of his career on an 8-yard reception vs. NO (10/21)...Also provided a key block on WR John Brown's 56-yard reception in the second quarter
- Posted 2 catches for 59 receiving yards, marking the then-most single-game receiving yards by a rookie TE in Ravens history, in the 27-14 win vs. Den. (9/23)...Both catches (29 and 30 yards) helped set up scoring drives for Baltimore
- Made his first-career start and caught his first-career TD (1 yard), registering 3 catches for 17 yards at Cin. (9/13)
- Played his first-career NFL game, posting 3 catches for 31 yards in the 47-3 season-opening win vs. Buf. (9/9)

— COLLEGE —

- Finished his career as Oklahoma's all-time leader in receiving yards (1,765) by a tight end, also producing 112 catches and 22 TDs
- Finished his OU career ranking sixth overall in TD receptions (22), 11th in 100-yard games (3), 11th in receiving yards (1,765) and 16th (second among TEs) with 112 receptions
- Posted 62 catches for 958 yards and 8 TDs, en route to winning the 2017 John Mackey Award (nation's top TE) and being named a unanimous first-team All-American
- Helped lead the Sooners to appearances in the 2018 CFP Semifinal (Rose Bowl), the 2017 Sugar Bowl and the 2016 Orange Bowl
- Awarded first-team All-Big 12 honors (2015-17) and academic All-Big 12 honors (first team, 2015-16, second team, 2017)

— HIGH SCHOOL —

- Prepped at Desert Mountain (Scottsdale, AZ) HS, where he was a three-year starter and posted 68 receptions for 1,122 yards and 17 TDs as a senior TE in 2013
- Tallied 81 catches for 1,494 yards and 21 TDs as a junior
- Made 58 catches for 1,058 yards and 10 TDs as a sophomore



— ANDREWS' COMMUNITY IMPACT —

- Supported former teammate Hayden Hurst at the Hayden Hurst Family Foundation Fundraiser at Harryman House, benefitting mental health awareness in adolescents and teenagers (2019)
- Raised money for Type 1 diabetes research through the JDRF One Walk, the same cause he championed for the NFL's "My Cause, My Cleats" initiative the previous season (2019)
- Participated in and hosted a live session for the Children with Diabetes Friends For Life conference (2018, 2019)
- Joined teammates to sign autographs and play games during the Ravens' A Purple Evening, the team's annual event dedicated to female fans (2018)
- Participated in the team's KaBoom! community playground build in the Douglass Homes neighborhood alongside teammates, Ravens staff and volunteers (2018)

89 MARK ANDREWS

MARK ANDREWS' NFL REGULAR SEASON RUSHING/RECEIVING STATISTICS

DATE	TEAM	GP	GS	RECEIVING					RUSHING				
				NO.	YDS	AVG	LG	TD	NO.	YDS.	AVG.	LG	TD
2018	Ravens	16	3	34	552	16.2	74	3	0	0	0.0	0	0
2019	Ravens	15	4	64	852	13.3	51	10	0	0	0.0	0	0
NFL TOTALS		31	7	98	1,404	14.3	74	13	0	0	0.0	0	0

MARK ANDREWS' NFL POSTSEASON RUSHING/RECEIVING STATISTICS

DATE	TEAM	GP	GS	RECEIVING					RUSHING				
				NO.	YDS	AVG	LG	TD	NO.	YDS.	AVG.	LG	TD
2018	Ravens	1	0	3	31	10.3	13	0	0	0	0.0	0	0
2019	Ravens	1	0	4	39	9.8	16	0	0	0	0.0	0	0
NFL TOTALS		2	0	7	70	10.0	16	0	0	0	0.0	0	0

SINGLE-GAME HIGHS: RUSHING/RECEIVING

Receptions 8 vs. Arizona Cardinals, Sep 15, 2019
...1 more at 8.

Longest Receptions
Receiving TDs

74 vs. Oakland Raiders, Nov 25, 2018
2 at Cleveland Browns, Dec 22, 2019
...1 more at 2.

Receiving Yards 112 vs. Arizona Cardinals, Sep 15, 2019

2019 GAME-BY-GAME REGULAR SEASON STATISTICS (RAVENS)

DATE	OPPONENT	P/S	RECEIVING					RUSHING					W/L	SCORE
			NO	YDS	AVG	LG	TD	NO	YDS	AVG	LG	TD		
09/08	at Dolphins	P	8	108	13.5	39	1	0	0	0.0	0	0	W	59-10
09/15	Cardinals	P	8	112	14.0	28	1	0	0	0.0	0	0	W	23-17
09/22	at Chiefs	P	3	15	5.0	5	0	0	0	0.0	0	0	L	28-33
09/29	Browns	P	4	31	7.8	11	1	0	0	0.0	0	0	L	25-40
10/06	at Steelers	S	5	45	9.0	24	0	0	0	0.0	0	0	W	26-23+
10/13	Bengals	P	6	99	16.5	39	0	0	0	0.0	0	0	W	23-17
10/20	at Seahawks	S	2	39	19.5	33	0	0	0	0.0	0	0	W	30-16
11/03	Patriots	P	2	21	10.5	18	0	0	0	0.0	0	0	W	37-20
11/10	at Bengals	S	6	53	8.8	19	2	0	0	0.0	0	0	W	49-13
11/17	Texans	P	4	75	18.8	51	1	0	0	0.0	0	0	W	41-7
11/25	at Rams	P	2	45	22.5	38	0	0	0	0.0	0	0	W	45-6
12/01	49ers	P	3	50	16.7	20t	1	0	0	0.0	0	0	W	20-17
12/08	at Bills	S	1	14	14.0	14	0	0	0	0.0	0	0	W	24-17
12/12	Jets	P	4	52	13.0	36	1	0	0	0.0	0	0	W	42-21
12/22	at Browns	P	6	93	15.5	39t	2	0	0	0.0	0	0	W	31-15
12/29	Steelers												W	28-10
ON INACTIVE LIST														
2019 TOTALS		15-4	64	852	13.3	51	10	0	0	0.0	0	0	14-2	

+ - Overtime

89 MARK ANDREWS

THE 2019 ANDREWS IMPACT

2019 NFL RECEIVING LEADERS / TIGHT ENDS

RECEIVING YARDS

Rk.	Tight End	Yards
1.	Travis Kelce	1,229
2.	Darren Waller	1,145
3.	George Kittle	1,053
4.	Zach Ertz	916
5.	Mark Andrews	852
6.	Austin Hooper	787
7.	Tyler Higbee	734

RECEPTIONS

Rk.	Tight End	Rec.
1.	Travis Kelce	97
2.	Darren Waller	90
3.	Zach Ertz	88
4.	George Kittle	85
5.	Austin Hooper	75
6.	Tyler Higbee	69
7.	Mark Andrews	64

REC. TOUCHDOWNS

Rk.	Tight End	TDs
1.	Mark Andrews	10
2.	Jared Cook	9
3.	Darren Fells	7

20+ YARD RECEPTIONS

Rk.	Tight End	20+ Rec.
1.	Mark Andrews	16
	George Kittle	16
3.	Jared Cook	15

TE Mark Andrews owns the two longest receptions by a TE in Ravens history: 74-yarder vs. Oak. (11/25/18) & 68-yarder at LAC (12/22/18).

ALL-TIME GREAT SEASON BY A RAVENS' TE

TE Mark Andrews' 10 TD catches in 2019 ranked No. 1 by a tight end in Ravens single-season history, while his 852 receiving yards were second.

MOST RAVENS RECEIVING YARDS (Single-Season / Tight Ends)

1.	Todd Heap (2005)	855
2.	Mark Andrews (2019)	852
3.	Todd Heap (2002)	836

MOST RAVENS RECEIVING TDs (Single-Season / Tight Ends)

1.	Mark Andrews (2019)	10
2.	Todd Heap (2005)	7
	Dennis Pitta (2012)	7

ANDREWS TOP 3 IN TD CATCHES

Only three Ravens players have ever posted at least 10 receiving TDs in a season, including TE Mark Andrews, whose 2019 Pro Bowl campaign was spectacular.

MOST RAVENS RECEIVING TOUCHDOWNS (Single-Season History)

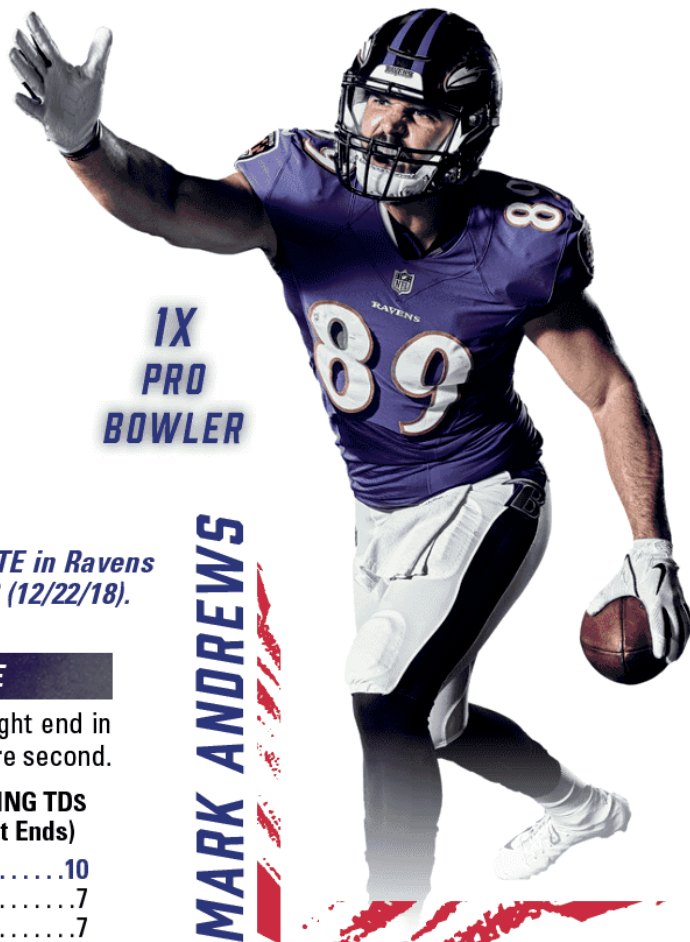
Rk.	Player (Season)	Rec. TDs
1.	Michael Jackson (1996)	14
2.	Torrey Smith (2014)	11
3.	Mark Andrews (2019)	10

ANDREWS HAS EYES FOR END ZONE

TE Mark Andrews tallied 10 receiving TDs in 2019, tying (LAR's Cooper Kupp) for second overall in the NFL. Andrews' 10 scores are also the most by a Ravens' TE in a single season.

NFL RECEIVING TOUCHDOWNS / 2019 SEASON

Rk.	Player (Team)	Rec. TDs
1.	Kenny Golladay (Det.)	11
2.	Mark Andrews (Bal.)	10
	Cooper Kupp (LAR)	10





23

CORNERBACK

5-11 | 184

ANTHONY AVERETT

COLLEGE: ALABAMA

BORN: 11/30/94, WOODBURY, NJ

EXP. (NFL/RAVENS): 3/3 GP/GS (PLAYOFFS): 20/3 (1/0)



— KEY TRANSACTIONS —

- Anthony Averett was selected by the Ravens in the fourth round (118th overall) of the 2018 NFL Draft...Was the first of three (Kenny Young, 122nd, and Jaleel Scott, 132nd) players selected in the round

— CAREER HIGHLIGHTS —

- Totaled 14 tackles and 2 PD in 2019, helping Baltimore's defense rank No. 3 in points (17.6) and No. 4 in yards (300.6) allowed per game
- In 2018, posted 2 tackles on special teams and 3 stops and 2 PD from scrimmage for the league's No. 1 overall (292.9 ypg) and No. 2 scoring (17.9 ppg) defense
- Recorded a then-career-high 2 solo tackles at KC (12/9/18)
- Posted his first-career tackle for a defense that registered 6 sacks, 2 INTs and allowed just 153 yards of offense in the 47-3 season-opening win vs. Buf. (9/9/18)

— PERSONAL —

- Is the nephew of former Ravens LT Bryant McKinnie, who was a member of the Super Bowl XLVII championship team
- In 2018, was reunited with Ravens CB Marlon Humphrey from Alabama, where they starred together for two seasons and were "locker buddies"
- Majored in exercise science at Alabama

- Registered 4 tackles and a career-high 2 PD for a defense that allowed just 200 yards of offense in the season-opening, 59-10 victory at Mia. (9/8)

2018: (BALTIMORE RAVENS – 11/0, 1/0)

- Posted 2 tackles on special teams and 3 stops from scrimmage for the league's No. 1 overall (292.9 ypg) and No. 2 scoring (17.9 ppg) defense
- Recorded 2 solo tackles at KC (12/9)
- Played 7 snaps on defense and 16 snaps on special teams in the 34-17 win vs. Oak. (11/25)
- Was a gameday inactive (hamstring) in games 3-7
- Posted his first-career tackle and PD for a defense that registered 6 sacks, 2 INTs and limited the Bills to 153 yards of offense in the 47-3 season-opening win vs. Buf. (9/9)

— COLLEGE —

- Played in 36 games (27 starts), recording 98 tackles (71 solo), 7 TFL, 2 sacks (-23 yards), 16 PD, 2 FFs and 1 INT
- During his two years as a starter (2016-17), Alabama registered a 27-2 record and won the 2017 National Championship...Was also a member of the Crimson Tide team that won the 2015 national title
- In 2017, helped the Alabama defense lead the nation in scoring (11.9 ppg), total defense (260.4 ypg) and rushing (94.7 ypg) after earning individual Preseason first-team All-SEC
- Named Defensive Player of the Week by Alabama coaches (Weeks 2 & 10, 2017 and Weeks 13 & 14, 2016)

— HIGH SCHOOL —

- Prepped at Woodbury (NJ) HS, where he played football and was a standout track and field athlete
- Posted 106 tackles, 12 PD and 5 INTs as a senior in 2012
- Posted the nation's top high school long jump mark as a junior (25 feet, 2.5 inches) and won New Jersey state titles in the 55-meter dash and high jump...Also finished second in the 2012 Penn Relays long jump



— AVERETT'S COMMUNITY IMPACT —

- Alongside teammates, participated as a celebrity bowler in Anthony Levine Sr.'s Celebrity Bowling Night to benefit his 4every1 Foundation (2018)
- Participated in the Players Philanthropy Fund's Second Annual Beltway Boards & Brews Cornhole Tournament at the Baltimore Museum of Industry (2018)
- Joined Ravens alumni and teammates during Jameel McClain's 53 Families Thanksgiving event to serve a warm meal to families in need (2018)
- Participated in the team's KaBoom! community playground build in the Douglass Homes neighborhood alongside teammates, Ravens staff and volunteers (2018)



23 ANTHONY AVERETT

ANTHONY AVERETT'S NFL REGULAR SEASON DEFENSIVE STATISTICS

DATE	TEAM	GP	GS	TACKLES							INTERCEPTIONS					FUMBLES			ST				MISC		
				TK	S	A	TFL	YDS	SK	YDS	QBH	NO	YDS	LG	TD	PD	FF	FR	YDS	TK	S	A	FF	FR	S
2018	Ravens	11	0	3	3	0	0	0	0.0	0.0	0	0	0	0	2	0	0	0	2	2	0	0	0	0	0
2019	Ravens	9	3	14	13	1	1	4	0.0	0.0	0	0	0	0	2	0	0	0	1	1	0	0	0	0	
NFL TOTALS		20	3	17	16	1	1	4	0.0	0.0	0	0	0	0	4	0	0	0	3	3	0	0	0	0	

ANTHONY AVERETT'S NFL POSTSEASON DEFENSIVE STATISTICS

DATE	TEAM	GP	GS	TACKLES							INTERCEPTIONS					FUMBLES			ST				MISC	
				TK	S	A	TFL	YDS	SK	YDS	QBH	NO	YDS	LG	TD	PD	FF	FR	YDS	TK	S	A	FF	FR
2018	Ravens	1	0	0	0	0	0	0	0.0	0.0	0	0	0	0	0	0	0	0	1	1	0	0	0	0
2019	Ravens	0	0	0	0	0	0	0	0.0	0.0	0	0	0	0	0	0	0	0	0	0	0	0	0	0
NFL TOTALS		1	0	0	0	0	0	0	0.0	0.0	0	0	0	0	0	0	0	0	1	1	0	0	0	0

SINGLE-GAME HIGHS: DEFENSIVE

Total Tackles 4 vs. Arizona Cardinals, Sep 15, 2019
...1 more at 4.

Passes Defensed 2 at Miami Dolphins, Sep 08, 2019

Tackles For Loss 1 vs. Pittsburgh Steelers, Dec 29, 2019

Special Teams Tackles 1 vs. Houston Texans, Nov 17, 2019
...2 more at 1.

2019 GAME-BY-GAME REGULAR SEASON STATISTICS (RAVENS)

DATE	OPPONENT	P/S	TACKLES							INTERCEPTIONS					FUMBLES			ST				MISC		W/L	SCORE	
			TK	S	A	SK	YDS	TFL	YDS	QBH	NO	YDS	LG	TD	PD	FF	FR	YDS	TK	S	A	FF	FR			S
09/08	at Dolphins	P	4	4	0	0.0	0.0	0	0	0	0	0	0	0	2	0	0	0	0	0	0	0	0	0	W	59-10
09/15	Cardinals	S	4	4	0	0.0	0.0	0	0	0	0	0	0	0	0	0	0	0	0	0	0	0	0	0	W	23-17
09/22	at Chiefs	P	1	1	0	0.0	0.0	0	0	0	0	0	0	0	0	0	0	0	0	0	0	0	0	0	L	28-33
09/29	Browns	S	0	0	0	0.0	0.0	0	0	0	0	0	0	0	0	0	0	0	0	0	0	0	0	0	L	25-40
10/06	at Steelers																								W	26-23+
10/13	Bengals																								W	23-17
10/20	at Seahawks	P	2	2	0	0.0	0.0	0	0	0	0	0	0	0	0	0	0	0	0	0	0	0	0	0	W	30-16
11/03	Patriots	P	2	1	1	0.0	0.0	0	0	0	0	0	0	0	0	0	0	0	0	0	0	0	0	0	W	37-20
11/10	at Bengals	P	0	0	0	0.0	0.0	0	0	0	0	0	0	0	0	0	0	0	0	0	0	0	0	0	W	49-13
11/17	Texans	P	0	0	0	0.0	0.0	0	0	0	0	0	0	0	0	0	0	1	1	0	0	0	0	0	W	41-7
11/25	at Rams																								W	45-6
12/01	49ers																								W	20-17
12/08	at Bills																								W	24-17
12/12	Jets																								W	42-21
12/22	at Browns																								W	31-15
12/29	Steelers	S	1	1	0	0.0	0.0	1	4	0	0	0	0	0	0	0	0	0	0	0	0	0	0	0	W	28-10
2019 TOTALS		9-3	14	13	1	0.0	0.0	1	4	0	0	0	0	0	2	0	0	0	1	1	0	0	0	0	14-2	

+ - Overtime





30 KENJON BARNER

**RUNNING BACK
RETURN SPECIALIST**
5-9 | 195

COLLEGE: OREGON

BORN: 4/28/89, RIVERSIDE, CA

EXP. (NFL/RAVENS): 7/1 GP/GS (PLAYOFFS): 67/1 (4/0)



— KEY TRANSACTIONS —

- Signed with the Ravens as a free agent on 8/12/20
- Signed with Atlanta as a free agent on 3/14/19
- Placed on Injured Reserve (knee) on 12/28/18
- Acquired off waivers by Carolina on 11/14/18
- Released by New England 11/13/18
- Signed with the Patriots on 10/8/18
- Released by New England on 10/4/18
- Signed with the Patriots on 9/26/18
- Released by New England on 9/19/18
- Signed with the New England Patriots on 9/11/18
- Released by Carolina on 9/1/18
- Signed with the Panthers as a free agent on 5/11/18
- Signed with the Philadelphia Eagles on 9/26/17
- Released by the Chargers on 9/2/17
- Signed with the L.A. Chargers as a free agent on 3/20/17
- Placed on Injured Reserve on 12/20/16
- Signed a reserve/future contract with Phil. on 12/30/14
- Signed to the Eagles' practice squad on 11/4/14
- Released by Philadelphia on 8/30/14
- Traded by Carolina to the Philadelphia Eagles on 8/20/14
- Selected by the Carolina Panthers in the sixth round (182nd overall) of the 2013 NFL Draft

— CAREER HIGHLIGHTS —

- Has appeared in 67 games (one start), totaling 100 carries for 416 yards and 3 TDs
- Recorded 72 PRs for 555 yards and 1 TD...Tallied 48 KORs for 1,124 yards
- In 2017, played in 13 games (one start) and helped the Philadelphia Eagles win Super Bowl LII...Totaled 57 rushing yards and 1 TD on the season, adding 5 receptions for a career-best 56 yards
- Named NFC Special Teams Player of the Week after totaling career highs in punt returns (3), punt return yards (110) and punt return average (36.7) in the 34-7 win vs. Ari. (10/8/17)
- In 2016, recorded a career-high 129 yards and 2 TDs on 27 carries
- Posted a career high 61-yard KOR at Cin. (12/4/16)
- Matched his career high in rushing yards (42) and crossed the goal line for his first-career rushing TD vs. Pit. (9/25/16)
- In 2015, appeared in 10 games, tallying 124 rushing yards on 28 attempts and adding 22 receiving yards on 9 receptions
- Played in the NFC Divisional Playoff game vs. SF (1/12/13) where he returned a kickoff for 16 yards

- In 2013, made his NFL debut vs. Ari. (10/6) and recorded 1 reception for 5 yards

— PERSONAL —

- Is the son of Gary and Wilhelmenia Barner and has four brothers and one older sister...Kenjon has one son, Kingston
- Enjoys bowling, wakeboarding and water sports when he's not playing football
- Majored in criminology at Oregon
- **Name is pronounced: KEN-yon**

2019: (ATLANTA FALCONS – 14/0)

- Appeared in 14 games, primarily on special teams, posting a career-high 35 PRs for 267 yards, including a 78-yard TD return...Added 17 KORs for 406 yards
- Returned a punt 78 yards for a TD at Car. (11/17), marking the first Falcons' punt return for a TD since 2014 (Devin Hester, 9/18/14) and the second-longest punt return for a TD in Falcons' franchise history (Deion Sanders, 79 yards, 10/28/90)
- Recorded a 47-yard KOR in the first quarter vs. NO (11/28), marking his longest of the season and third-longest of his career...Added 2 receptions for 6 yards as one of eight players to catch a pass from QB Matt Ryan during the game

2018: (CAROLINA PANTHERS/NE PATRIOTS – 9/0)

- Signed with the Panthers (11/4) and tallied 220 KOR yards and a team-high 24.4 KOR avg. in his four games with Carolina...Placed on Injured Reserve (knee) on 12/28
- Totaled 71 yards on 19 carries in Weeks 4-9 for New England
- Carried a career-high 10 times for 36 yards in the 38-31 victory at. Chi. (10/21)

2017: (PHILADELPHIA EAGLES – 13/1, 3/0)

- Helped the Eagles win Super Bowl LII after playing 13 games (one start)...Totaled 57 rushing yards and 1 TD on the season, adding 5 receptions for a career-best 56 yards
- Recorded a 76-yard PR vs. Ari (10/8), marking the longest by an Eagle since Darren Sproles (83-yard TD) in 2015
- Followed up a career-long 22-yard reception with a 4-yard rushing TD on the Eagles' opening drive at Dal. (11/19) on Sunday Night Football
- Named NFC Special Teams Player of the Week after totaling career highs in punt returns (3), punt return yards (110) and punt return average (36.7) in the 34-7 win vs. Ari. (10/8)

2016: (PHILADELPHIA EAGLES – 13/0)

- Set then-career highs and led the team in KOR yards (277) and KOR average (30.8)

30 KENJON BARNER

- Had 2 receptions for a career high 25 yards at Bal. (12/18)
- Posted a career-high 61-yard KOR at Cin. (12/4)
- Recorded 3 KORs for a career-high 114 yards (38.0 avg.), including a 52-yard return in a win vs. Atl. (11/13)
- Scored on a 3-yard TD run in the third quarter at NYG (11/6)
- Matched his career high in rushing yards (42) and crossed the goal line for his first-career rushing TD vs. Pit. (9/25)
- Ran for a career-high 42 yards on 4 carries (10.5 avg.) in the season opener vs. Cle. (9/11)

2015: (PHILADELPHIA EAGLES – 10/0)

- Totaled a career-high 5 catches for 21 yards in the season finale victory at NYG (1/3/16)
- Carried a then-career-high 9 times for 39 yards and added 2 receptions for 7 yards in a win at NE (12/6)

2014: (PHILADELPHIA EAGLES – 0/0)

- Signed to the Eagles' practice squad on 11/4

2013: (CAROLINA PANTHERS – 8/0, 1/0)

- Played in the NFC Divisional Playoff game vs. SF (1/12/14) and had a KOR for 16 yards
- In 2013, made his NFL debut vs. Ari. (10/6) and recorded 1 reception for 5 yards

— COLLEGE —

- Played in 49 games (20 starts) at Oregon, finishing No. 2 in school history with 3,623 rushing yards and tying for second with 41 rushing TDs... Finished second in school history with 5,848 all-purpose yards and third with 300 points scored... Also totaled 591 yards and 7 TDs on 54 receptions
- Posted 1,371 KOR yards and 1 TD on 61 KORs and 263 punt return yards and 1 TD on 26 PRs
- Produced 13 100-yard rushing outings in his Ducks' career
- As a senior in 2012, garnered first-team All-American honors and was a first-team All-Pac-12 Conference selection after compiling 1,767 yards (second most in school history) on 278 carries with a school-record-tying 21 rushing TDs... Set a school record with 321 rushing yards and tied for a career-high 5 TDs against USC... Was selected as a finalist for both the Walter Camp Player of the Year and Doak Walker Award

— HIGH SCHOOL —

- Prepped at Notre Dame (Riverside, CA) HS, where he led the state in both rushing yards and scoring as a senior, while finishing second in the country in scoring (22.8 ppg) and fourth in rushing (240.3 ypg)... Tallied 3,124 rushing yards and 46 TDs
- Barner was one of only three players in school history to ever run for more than 3,000 yards in a season... He also eclipsed the 300-yard single-game mark on three occasions

KENJON BARNER'S NFL REGULAR SEASON RUSHING/RECEIVING STATISTICS

DATE	TEAM	GP	GS	RUSHING					RECEIVING				
				NO.	YDS.	AVG.	LG	TD	NO.	YDS	AVG	LG	TD
2013	Panthers	8	0	6	7	1.2	2	0	2	7	3.5	5	0
2015	Eagles	10	0	28	124	4.4	19	0	9	22	2.4	12	0
2016	Eagles	13	0	27	129	4.8	19	2	5	42	8.4	15	0
2017	Eagles	13	1	16	57	3.6	18	1	5	56	11.2	22	0
2018	Panthers	4	0	0	0	0.0	0	0	1	3	3.0	3	0
				Went from Carolina to New England .									
2018	Patriots	5	0	19	71	3.7	11	0	0	0	0.0	0	0
2018	TOTAL	9	0	19	71	3.7	11	0	1	3	3.0	3	0
2019	Falcons	14	0	4	28	7.0	12	0	6	22	3.7	13	0
NFL TOTALS		67	1	100	416	4.2	19	3	28	152	5.4	22	0

KENJON BARNER'S NFL POSTSEASON RUSHING/RECEIVING STATISTICS

DATE	TEAM	GP	GS	RUSHING					RECEIVING				
				NO.	YDS.	AVG.	LG	TD	NO.	YDS	AVG	LG	TD
2013	Panthers	1	0	0	0	0.0	0	0	0	0	0.0	0	0
2017	Eagles	3	0	0	0	0.0	0	0	0	0	0.0	0	0
NFL TOTALS		4	0	0	0	0.0	0	0	0	0	0.0	0	0

30 KENJON BARNER

SINGLE-GAME HIGHS: RUSHING/RECEIVING

Rush Attempts 10 at Chicago Bears, Oct 21, 2018
Rushing Yards 42 vs. Pittsburgh Steelers, Sep 25, 2016
 ...1 more at 42.
Longest Runs 19 vs. Cleveland Browns, Sep 11, 2016
 ...1 more at 19.
Rushing TDs 1 at Dallas Cowboys, Nov 19, 2017
 ...2 more at 1.
Receptions 5 at New York Giants, Jan 03, 2016
Receiving Yards 25 at Baltimore Ravens, Dec 18, 2016
Longest Receptions 22 at Dallas Cowboys, Nov 19, 2017
All-purpose yards 133 vs. Arizona Cardinals, Oct 08, 2017

Kickoff Returns 4 vs. Atlanta Falcons, Dec 23, 2018
Kickoff Return Yards 114 vs. Atlanta Falcons, Nov 13, 2016
Longest Kickoff Return 61 at Cincinnati Bengals, Dec 04, 2016
Punt Return Yards 110 vs. Arizona Cardinals, Oct 08, 2017
Longest Punt Return 78t at Carolina Panthers, Nov 17, 2019
Punt Returns 5 vs. Denver Broncos, Nov 05, 2017
Punt Return TDs 1 at Carolina Panthers, Nov 17, 2019

2019 GAME-BY-GAME REGULAR SEASON STATISTICS (FALCONS)

DATE	OPPONENT	P/S	RUSHING					RECEIVING					W/L	SCORE
			NO	YDS	AVG	LG	TD	NO	YDS	AVG	LG	TD		
09/08	at Vikings	P	0	0	0.0	0	0	0	0	0.0	0	0	L	12-28
09/15	Eagles	P	0	0	0.0	0	0	0	0	0.0	0	0	W	24-20
09/22	at Colts	P	0	0	0.0	0	0	1	4	4.0	4	0	L	24-27
09/29	Titans												L	10-24
10/06	at Texans						INACTIVE						L	32-53
10/13	at Cardinals	P	0	0	0.0	0	0	0	0	0.0	0	0	L	33-34
10/20	Rams	P	0	0	0.0	0	0	0	0	0.0	0	0	L	10-37
10/27	Seahawks	P	1	1	1.0	1	0	0	0	0.0	0	0	L	20-27
11/10	at Saints	P	1	12	12.0	12	0	0	0	0.0	0	0	W	26-9
11/17	at Panthers	P	2	15	7.5	9	0	0	0	0.0	0	0	W	29-3
11/24	Buccaneers	P	0	0	0.0	0	0	2	8	4.0	5	0	L	22-35
11/28	Saints	P	0	0	0.0	0	0	2	6	3.0	13	0	L	18-26
12/08	Panthers	P	0	0	0.0	0	0	0	0	0.0	0	0	W	40-20
12/15	at 49ers	P	0	0	0.0	0	0	1	4	4.0	4	0	W	29-22
12/22	Jaguars	P	0	0	0.0	0	0	0	0	0.0	0	0	W	24-12
12/29	at Buccaneers	P	0	0	0.0	0	0	0	0	0.0	0	0	W	28-22+
2019 TOTALS		14-0	4	28	7.0	12	0	6	22	3.7	13	0	7-9	

+ - Overtime





49 CHRIS BOARD

INSIDE LINEBACKER

6-2 | 237

COLLEGE: NORTH DAKOTA STATE

BORN: 7/23/95, ORLANDO, FL

EXP. (NFL/RAVENS): 3/3 GP/GS (PLAYOFFS): 31/0 (2/0)



— KEY TRANSACTIONS —

- Chris Board signed with the Ravens as a rookie free agent on 5/4/18...Was one of three (WR/RS Janarion Grant and CB Darius Williams) undrafted rookies to make the Ravens' Week 1 53-man roster

— CAREER HIGHLIGHTS —

- In 2019, tallied 6 special teams tackles and 5 tackles from scrimmage, helping Baltimore's defense rank No. 3 in points (17.6) and No. 4 in yards (300.6) allowed per game
- In 2018, led the Ravens with 12 special teams tackles (8 solo), playing in all 16 games (and 1 postseason contest) as an undrafted rookie free agent
- Made his first-career tackle from scrimmage in the Wild Card game vs. LAC (1/6/19)

— PERSONAL —

- Was an All-Metro and All-District first-team safety, and a second-team All-State honoree on the Timber Creek (Orlando, FL) HS football team
- Graduated with a degree in accounting & criminal justice, with a minor in psychology from NDSU

— COLLEGE —

- Appeared in 57 games (19 starts) at North Dakota State, finishing his career with 124 total tackles (59 solo), including 5 TFL, and 5 PD
- Tallied a career-high 54 tackles (27 solo), including 4 TFL, and 2 PD as a senior, helping lead the Bison to an FCS National Championship (its sixth in seven years)
- As a junior, played in 13 games (two starts), making 17 tackles from scrimmage...Was NDSU's co-leading tackler on special teams (9)
- Played in all 15 games as a sophomore, including four starts at strong safety...Made 15 special teams tackles and 31 stops from scrimmage

— HIGH SCHOOL —

- Prepped at Timber Creek (Orlando, FL) HS, where he was a second-team All-State safety his senior year
- Was an All-Metro and All-District first-teamer after leading the Wolves to a 10-3 record, posting 109 tackles & 4 INTs



2019: (BALTIMORE RAVENS – 15/0, 1/0)

- Posted 6 special teams tackles and tallied 5 defensive stops in 2019, helping Baltimore's defense rank No. 3 in points (17.6) and No. 4 in yards (300.6) allowed per game
- Left the game with a concussion in the victory at Buf. (12/8)
- Part of a defense that allowed just 269 total yards in the 26-23 OT victory at Pit. (10/6)
- Helped hold the Cardinals to 20 rushing yards and 2-of-11 (18%) on third down in the 23-17 win vs. Ari. (9/15)
- Recorded 1 TFL for a defense that allowed just 200 yards of offense in the season-opening, 59-10 victory at Mia. (9/8)

2018: (BALTIMORE RAVENS – 16/0, 1/0)

- Led the Ravens with 12 special teams tackles (8 solo), playing in all 16 games (and 1 postseason contest) as an undrafted rookie free agent
- Made his first-career tackle from scrimmage in the Wild Card game vs. LAC (1/6/19)
- Saw action on special teams and registered a key ST tackle in the fourth quarter to solidify the Ravens' 26-14 victory at Pit. (9/30)
- Registered a team-high 2 ST tackles at Cin. (9/13)
- In his first-career NFL game, saw action on special teams in the 47-3 season-opening win vs. Buf. (9/9)



49 CHRIS BOARD



— BOARD'S COMMUNITY IMPACT —

- Visited with patients unable to go home for the holidays at Medstar Union Memorial Hospital (2019)
- Joined Ravens alumni and teammates during director of player engagement Jameel McClain's 53 Families Thanksgiving event to serve a warm meal to families in need (2019)
- Participated in the St. John Baptist 5K Run, Walk and Roll/Walk for Bobbi Engram Foundation, hosted by Ravens TEs coach Bobby Engram (2019)
- Joined teammates to sign autographs and play games during the Ravens' *A Purple Evening*, the team's annual event dedicated to female fans (2019)
- Alongside teammates, participated as a celebrity bowler in Anthony Levine Sr.'s Celebrity Bowling Night to benefit his 4every1 Foundation (2019)
- Participated in the organization-wide day of service, Caw to Action – a celebration of the NFL's Huddle for 100 initiative (2019)
- Assisted with director of player engagement Jameel McClain's 53 Families Foundation Football & Fitness Clinic (2019)
- Joined Ravens alumni and teammates during director of player engagement Jameel McClain's 53 Families Thanksgiving event to serve a warm meal to families in need (2018)
- Alongside Ravens teammates, helped distribute shoes to students at Collington Square Elementary/Middle School with Samaritan's Feet (2018)
- Joined teammates at Matthew Judon's Karaoke and Lip Sync Party to benefit his 10/91 Foundation (2018)
- Participated in the team's KaBoom! community playground build in the Douglass Homes neighborhood alongside teammates and Ravens staff (2018)

CHRIS BOARD'S NFL REGULAR SEASON DEFENSIVE STATISTICS

DATE	TEAM	GP	GS	TACKLES							INTERCEPTIONS					FUMBLES			ST					MISC		
				TK	S	A	TFL	YDS	SK	YDS	QBH	NO	YDS	LG	TD	PD	FF	FR	YDS	TK	S	A	FF	FR	S	A
2018	Ravens	16	0	0	0	0	0	0	0.0	0.0	0	0	0	0	0	0	0	0	0	0	0	0	0	0	0	0
2019	Ravens	15	0	5	3	2	1	1	0.0	0.0	0	0	0	0	0	0	1	0	0	5	3	2	0	0	0	0
NFL TOTALS		31	0	5	3	2	1	1	0.0	0.0	0	0	0	0	0	0	1	0	0	17	11	6	0	0	0	0

CHRIS BOARD'S NFL POSTSEASON DEFENSIVE STATISTICS

DATE	TEAM	GP	GS	TACKLES							INTERCEPTIONS					FUMBLES			ST					MISC		
				TK	S	A	TFL	YDS	SK	YDS	QBH	NO	YDS	LG	TD	PD	FF	FR	YDS	TK	S	A	FF	FR	S	A
2018	Ravens	1	0	1	1	0	0	0	0.0	0.0	0	0	0	0	0	0	0	0	0	0	0	0	0	0	0	0
2019	Ravens	1	0	0	0	0	0	0	0.0	0.0	0	0	0	0	0	0	0	0	0	0	0	0	0	0	0	
NFL TOTALS		2	0	1	1	0	0	0	0.0	0.0	0	0	0	0	0	0	0	0	0	0	0	0	0	0	0	

SINGLE-GAME HIGHS: DEFENSIVE

Total Tackles
Forced Fumbles

2 vs. Cleveland Browns, Sep 29, 2019
1 vs. Pittsburgh Steelers, Dec 29, 2019

Tackles For Loss
Special Teams Tackles

1 at Miami Dolphins, Sep 08, 2019
2 vs. San Francisco 49ers, Dec 01, 2019
...2 more at 2.


49 CHRIS BOARD

2019 GAME-BY-GAME REGULAR SEASON STATISTICS (RAVENS)

DATE	OPPONENT	P/S	TACKLES					INTERCEPTIONS					FUMBLES			ST			MISC			W/L	SCORE															
			TK	S	A	SK	YDS	TFL	YDS	QBH	NO	YDS	LG	TD	PD	FF	FR	YDS	TK	S	A			FF	FR	S	A											
09/08	at Dolphins	P	1	1	0	0.0	0.0	1	1	0	0	0	0	0	0	0	0	0	0	0	0	0	0	0	0	0	W	59-10										
09/15	Cardinals	P	1	1	0	0.0	0.0	0	0	0	0	0	0	0	0	0	0	0	0	0	0	0	0	0	0	0	W	23-17										
09/22	at Chiefs	P	0	0	0	0.0	0.0	0	0	0	0	0	0	0	0	0	0	0	0	0	0	0	0	0	0	0	L	28-33										
09/29	Browns	P	2	0	2	0.0	0.0	0	0	0	0	0	0	0	0	0	0	0	0	0	0	0	1	0	1	0	0	L	25-40									
10/06	at Steelers	P	0	0	0	0.0	0.0	0	0	0	0	0	0	0	0	0	0	0	0	0	0	0	0	0	0	0	W	26-23+										
10/13	Bengals	P	0	0	0	0.0	0.0	0	0	0	0	0	0	0	0	0	0	0	0	0	0	0	0	0	0	0	W	23-17										
10/20	at Seahawks	P	0	0	0	0.0	0.0	0	0	0	0	0	0	0	0	0	0	0	0	0	0	0	0	0	0	0	W	30-16										
11/03	Patriots	P	0	0	0	0.0	0.0	0	0	0	0	0	0	0	0	0	0	0	0	0	0	0	0	0	0	0	W	37-20										
11/10	at Bengals	P	0	0	0	0.0	0.0	0	0	0	0	0	0	0	0	0	0	0	0	0	0	0	0	0	0	0	W	49-13										
11/17	Texans	P	0	0	0	0.0	0.0	0	0	0	0	0	0	0	0	0	0	0	0	0	0	1	1	0	0	0	0	W	41-7									
11/25	at Rams	P	0	0	0	0.0	0.0	0	0	0	0	0	0	0	0	0	0	0	0	0	0	0	0	0	0	0	W	45-6										
12/01	49ers	P	0	0	0	0.0	0.0	0	0	0	0	0	0	0	0	0	0	0	0	0	0	2	1	1	0	0	0	W	20-17									
12/08	at Bills	P	0	0	0	0.0	0.0	0	0	0	0	0	0	0	0	0	0	0	0	0	0	0	0	0	0	0	0	W	24-17									
12/12	Jets		INACTIVE																																		W	42-21
12/22	at Browns	P	0	0	0	0.0	0.0	0	0	0	0	0	0	0	0	0	0	0	0	0	0	0	0	0	0	0	0	W	31-15									
12/29	Steelers	P	1	1	0	0.0	0.0	0	0	0	0	0	0	0	0	0	0	0	0	0	0	1	0	0	0	0	0	W	28-10									
2019 TOTALS		15-0	5	3	2	0.0	0.0	1	1	0	0	0	0	0	0	0	0	0	0	0	1	0	0	5	3	2	0	0	0	0	0	14-2						

+ - Overtime





54 TYUS BOWSER

COLLEGE: HOUSTON
OUTSIDE LINEBACKER BORN: 5/23/95, TYLER, TX
6-3 | 242 EXP. (NFL/RAVENS): 4/4 GP/GS (PLAYOFFS): 47/0 (2/0)



— KEY TRANSACTIONS —

- Tyus Bowser was selected by the Ravens in the second round (47th overall) of the 2017 NFL Draft

— HONORS —

- Pepsi Rookie of the Week (Week 2, 2017)

— CAREER HIGHLIGHTS —

- In 2019, posted 20 tackles, 5 sacks (-35 yards), 2 PD, 1 FF and 1 FR-TD, helping Baltimore's defense rank No. 3 in points (17.6) and No. 4 in yards (300.6) allowed per game...The Ravens' 6 defensive TDs tied Tampa Bay for No. 1 in the NFL
- Posted a 33-yard FR-TD – the first TD of his career – in the 49-13 win at Cin. (11/10/19)
- Registered his first-career INT (returned for 27 yards) and tallied 1 sack vs. Cle. (9/17/17)

— PERSONAL —

- Played shooting guard on the Houston basketball team during the 2013-14 and 2014-15 seasons
- Said that his basketball background has helped with his ability to play coverage linebacker
- Graduated with a degree in retailing & consumer science

- Part of a defense that limited the Cardinals to 20 rushing yards and 2-of-11 (18%) on third down vs. Ari. (9/15)
- Recorded 1 tackle and 1 QBH for a defense that allowed just 200 yards of offense in the Week 1 victory at Mia. (9/8)

2018: (BALTIMORE RAVENS – 15/0, 1/0)

- Produced 6 special teams tackles, also tallying 5 tackles from scrimmage and a half-sack for the league's No. 1 overall (292.9 ypg) and No. 2 scoring (17.9 ppg) defense
- Registered a half-sack (-2 yards), helping the Ravens hold the Bengals to 255 total yards – including 48 rushing – in the 24-21 win vs. Cin. (11/18)
- Recorded 1 tackle and a TFL for a defense that registered 6 sacks, 2 INTs and limited the Bills to just 153 yards of offense in the 47-3 season-opening win vs. Buf. (9/9)

2017: (BALTIMORE RAVENS – 16/0)

- Totaled 9 tackles (7 solo), 3 sacks (-13 yards), 1 INT (returned 27 yards) and 3 PD for a unit that led the league in both takeaways (34) and INTs (22)...Saw action in all 16 games as a rookie
- Recorded the third QB drop of his career, sacking Ben Roethlisberger (-6 yards) at Pit. (12/10)
- Recorded 1 sack (-5 yards) for a defense that posted a shutout and allowed a season-low 196 yards in a 40-0 win vs. Mia. (10/26)
- Registered his first-career INT (returned for 27 yards) and registered 1 sack vs. Cle. (9/17)...It marked the 17th time in Ravens history that a defender posted at least 1 sack and 1 INT in a game...Additionally, Bowser and S Dawan Landry (12/24/06 vs. Pit.) are the only Ravens rookies to accomplish the feat...Earned Pepsi Rookie of the Week honors
- Posted his first-career tackle for a defense that forced 5 turnovers (4 INTs and 1 FR) and posted the 11th shutout in team history in the 20-0, season-opening win at Cin. (9/10)

— COLLEGE —

- Played in 48 games (23 starts) during his four-year career at Houston, recording 136 tackles (70 solo), 21.5 sacks (-144 yards), 27.5 TFL, 2 INTs, 8 PD, 3 FFs and 2 FRs
- Finished his career ranked seventh on the Houston's all-time sacks list (21.5 sacks)
- Recorded the second-most TFL (12) and tied for the most sacks (8.5) despite missing five games as a senior in 2016...Was named second-team American Athletic Conference and second-team All-AAC by *Phil Steele* his senior year

2019: (BALTIMORE RAVENS – 16/0, 1/0)

- Totaled 20 tackles, 5 sacks (-35 yards), 2 PD, 1 FF and 1 FR-TD in 2019, helping Baltimore's defense rank No. 3 in points (17.6) and No. 4 in yards (300.6) allowed per game...The Ravens' 6 defensive TDs tied (TB) for No. 1 in the NFL
- Posted a strip-sack (-11 yards) of QB Sam Darnold, whose fumble was recovered by DE Jihad Ward and led to WR Marquise Brown's 24-yard TD on the ensuing possession, in the 42-21 win vs. NYJ (12/12)
- Totaled 3 tackles, including a career-high 2 sacks (-10 yards), helping limit the Texans to 232 total yards in the 41-7 victory vs. Hou. (11/17)
- Picked up a QB Ryan Finley fumble forced by FB/DL Pat Ricard and ran to the end zone for a 33-yard score – the first TD of his career – in the 49-13 win at Cin. (11/10)
- Recorded a career-high 3 tackles in the victory at Sea. (10/20)
- Registered his second sack (-9 yards) of the season for a defense that held the Bengals to 250 yards in the 23-17 victory vs. Cin. (10/13)
- Part of a defense that allowed just 269 total yards in the 26-23 OT victory at Pit. (10/6)
- Sacked QB Baker Mayfield (-5 yards) vs. Cle. (9/29)



54 TYUS BOWSER

— HIGH SCHOOL —

- Prepped at John Tyler (Tyler, TX) HS, where he was named the 16-4A District Defensive MVP, ETSN 4A co-Defensive Player of the Year and AP Class 4A first-team All-State for his senior campaign that included 59 tackles and 24 sacks



— BOWSER'S COMMUNITY IMPACT —

- Joined teammates to sign autographs and play games during the Ravens' *A Purple Evening*, the team's annual event dedicated to female fans (2019)
- Alongside teammates, participated as a celebrity bowler in Anthony Levine Sr.'s Celebrity Bowling Night to benefit his 4every1 Foundation (2019)
- Participated in the organization-wide day of service, Caw to Action – a celebration of the NFL's Huddle for 100 initiative (2019)
- Participated in Anthony Levine Sr.'s 10th Annual Home Run Derby & Softball Game with Ravens teammates (2019)
- Assisted with director of player engagement Jameel McClain's 53 Families Foundation Football & Fitness Clinic (2019)
- Participated in the Ravens' Signature Project with M&T Bank to renovate the facility and visit with children at the Webster Kendrick Boys & Girls Club in Baltimore (2019)
- Annually hosts his Tyus Bowser Football Camp each June in Tyler, Texas (2018-19)
- Participated in the team's KaBoom! playground build in the Douglass Homes neighborhood alongside teammates, Ravens staff and volunteers (2018)...Also joined in refurbishing a Boys & Girls Club in Northwest Baltimore (2019)
- Has twice (2018-19) attended the Ravens' annual Beach Bash fan convention in Ocean City, MD
- Joined the 2017 rookie class at the Helping Up Mission men's shelter in Baltimore City, visiting with and serving dinner to members of the community
- Participated in the Ravens' "Sip' N Paint" event for breast cancer survivors and those still undergoing treatment (2017)
- Joined Ravens alumni and teammates Jameel McClain's 53 Families Thanksgiving event to serve a warm meal to families in need during the holiday (2017-18)
- Joined teammates as a celebrity shopper during former teammate Benjamin Watson's Big BENefit Holiday Shopping Event (2017)

TYUS BOWSER'S NFL REGULAR SEASON DEFENSIVE STATISTICS

DATE	TEAM	GP	GS	TACKLES							INTERCEPTIONS					FUMBLES			ST				MISC			
				TK	S	A	TFL	YDS	SK	YDS	QBH	NO	YDS	LG	TD	PD	FF	FR	YDS	TK	S	A	FF	FR	S	A
2017	Ravens	16	0	9	7	2	3	13	3.0	13.0	4	1	27	27	0	3	0	0	0	2	2	0	0	0	0	0
2018	Ravens	15	0	5	2	3	1	25	0.5	2.0	1	0	0	0	0	0	0	0	6	4	2	0	0	0	0	
2019	Ravens	16	0	20	16	4	3	24	5.0	35.0	10	0	0	0	0	2	1	1	33	4	4	0	0	0	0	
NFL TOTALS		47	0	34	25	9	7	62	8.5	50.0	15	1	27	27	0	5	1	1	33	12	10	2	0	0	0	

TYUS BOWSER'S NFL POSTSEASON DEFENSIVE STATISTICS

DATE	TEAM	GP	GS	TACKLES							INTERCEPTIONS					FUMBLES			ST				MISC		
				TK	S	A	TFL	YDS	SK	YDS	QBH	NO	YDS	LG	TD	PD	FF	FR	YDS	TK	S	A	FF	FR	S
2018	Ravens	1	0	0	0	0	0	0	0.0	0.0	1	0	0	0	0	0	0	0	0	0	0	0	0	0	0
2019	Ravens	1	0	0	0	0	0	0	0.0	0.0	0	0	0	0	0	1	0	0	0	0	0	0	0	0	0
NFL TOTALS		2	0	0	0	0	0	0	0.0	0.0	1	0	0	0	0	1	0	0	0	0	0	0	0	0	0

SINGLE-GAME HIGHS: DEFENSIVE

- Total Tackles** 3 vs. Houston Texans, Nov 17, 2019
...1 more at 3.
- Sacks** 2.0 vs. Houston Texans, Nov 17, 2019
- Passes Defensed** 1 vs. San Francisco 49ers, Dec 01, 2019
...4 more at 1.
- Forced Fumbles** 1 vs. New York Jets, Dec 12, 2019
- Fumble Recoveries** 1 at Cincinnati Bengals, Nov 10, 2019

- Tackles For Loss** 1 vs. Houston Texans, Nov 17, 2019
...6 more at 1.
- Interceptions** 1 vs. Cleveland Browns, Sep 17, 2017
- Interception Return Yards** 27 vs. Cleveland Browns, Sep 17, 2017
- Special Teams Tackles** 1 at Buffalo Bills, Dec 08, 2019
...11 more at 1.

54 TYUS BOWSER

2019 GAME-BY-GAME REGULAR SEASON STATISTICS (RAVENS)

DATE	OPPONENT	P/S	TACKLES								INTERCEPTIONS				FUMBLES			ST				MISC		W/L	SCORE		
			TK	S	A	SK	YDS	TFL	YDS	QBH	NO	YDS	LG	TD	PD	FF	FR	YDS	TK	S	A	FF	FR			S	A
09/08	at Dolphins	P	1	1	0	0.0	0.0	0	0	1	0	0	0	0	0	0	0	0	0	0	0	0	0	0	0	W	59-10
09/15	Cardinals	P	1	1	0	0.0	0.0	0	0	0	0	0	0	0	0	0	0	0	0	0	0	0	0	0	W	23-17	
09/22	at Chiefs	P	1	1	0	0.0	0.0	0	0	0	0	0	0	0	0	0	0	0	0	0	0	0	0	0	L	28-33	
09/29	Browns	P	1	1	0	1.0	5.0	1	5	1	0	0	0	0	0	0	0	0	1	1	0	0	0	0	L	25-40	
10/06	at Steelers	P	0	0	0	0.0	0.0	0	0	0	0	0	0	0	0	0	0	0	0	0	0	0	0	0	W	26-23+	
10/13	Bengals	P	1	1	0	1.0	9.0	1	9	1	0	0	0	0	0	0	0	0	0	0	0	0	0	0	W	23-17	
10/20	at Seahawks	P	3	2	1	0.0	0.0	0	0	0	0	0	0	0	0	0	0	1	1	0	0	0	0	0	W	30-16	
11/03	Patriots	P	1	1	0	0.0	0.0	0	0	0	0	0	0	0	0	0	0	0	0	0	0	0	0	0	W	37-20	
11/10	at Bengals	P	2	0	2	0.0	0.0	0	0	0	0	0	0	0	1	0	1	33	1	1	0	0	0	0	W	49-13	
11/17	Texans	P	3	3	0	2.0	10.0	1	10	2	0	0	0	0	0	0	0	0	0	0	0	0	0	0	W	41-7	
11/25	at Rams	P	1	1	0	0.0	0.0	0	0	2	0	0	0	0	0	0	0	0	0	0	0	0	0	0	W	45-6	
12/01	49ers	P	0	0	0	0.0	0.0	0	0	0	0	0	0	0	1	0	0	0	0	0	0	0	0	0	W	20-17	
12/08	at Bills	P	1	1	0	0.0	0.0	0	0	1	0	0	0	0	0	0	0	1	1	0	0	0	0	0	W	24-17	
12/12	Jets	P	2	1	1	1.0	11.0	0	0	1	0	0	0	0	0	1	0	0	0	0	0	0	0	0	W	42-21	
12/22	at Browns	P	2	2	0	0.0	0.0	0	0	1	0	0	0	0	0	0	0	0	0	0	0	0	0	0	W	31-15	
12/29	Steelers	P	0	0	0	0.0	0.0	0	0	0	0	0	0	0	0	0	0	0	0	0	0	0	0	0	W	28-10	
2019 TOTALS		16-0	20	16	4	5.0	35.0	3	24	10	0	0	0	0	2	1	1	33	4	4	0	0	0	0	14-2		

+ - Overtime





80 MILES BOYKIN

WIDE RECEIVER
6-4 | 220

COLLEGE: NOTRE DAME

BORN: 10/12/96, NEW LENOX, IL

EXP. (NFL/RAVENS): 2/2 GP/GS (PLAYOFFS): 16/11 (1/0)



— KEY TRANSACTIONS —

- Miles Boykin was selected by the Ravens in the third round (93rd overall) of the 2019 NFL Draft...Was the second of two Ravens' picks in the third round (OLB Jaylon Ferguson)

— CAREER HIGHLIGHTS —

- Finished his rookie season with 13 catches for 198 yards and 3 TDs, helping the Ravens produce the league's No. 1 scoring offense (33.2 ppg)
- Hauled in 2 receptions, including a 50-yarder that set up a K Justin Tucker FG, for a career-high 55 yards in the 30-16 win at Sea. (10/20/19)
- Posted a career-high 3 receptions for 32 yards, including a 9-yard TD, vs. Cle. (9/29/19)
- In his NFL debut, posted a 5-yard TD on his first-career-reception in the 59-10, season-opening victory at Mia. (9/8/19)...Helped the Ravens set single-game franchise records in yards (643) and points (59)

— PERSONAL —

- Wore No. 81 in college in honor of Calvin Johnson, one of his favorite receivers, and his brother and teammate, George, who gave him the number in high school after an injury halted his football career
- Graduated with a degree in marketing

— COLLEGE —

- Finished his college career with 77 receptions for 1,206 yards (15.7 avg.) and 11 TDs
- In his senior season, named Notre Dame Offensive Player of the Year after leading the team with 872 receiving yards and 8 TDs on 59 catches
- Recorded at least 1 TD catch in six-straight games in 2018, the longest streak by an Irish WR since Will Fuller in 2014
- Named the 2018 Citrus Bowl MVP after snagging a game-winning 55-yard TD catch with one hand to help Notre Dame secure a 21-17, come-from-behind victory vs. LSU

— HIGH SCHOOL —

- Prepped at Providence Catholic (New Lenox, IL), where he caught 65 passes for 1,035 yards (15.9 avg.) and 19 TDs as a senior, en route to the Illinois Class 7A state title... Caught 51 passes as junior in 2013 for 730 yards and 13 TDs
- Named Illinois Player of the Year by *Champaign News-Gazette* and awarded first-team honors on *Chicago Tribune* and *Champaign News-Gazette* All-State teams and *Chicago Sun-Times* All-Area team (2014)
- Also played basketball, leading the Celtics to a Catholic League Championship and a regional title as a senior

2019: (BALTIMORE RAVENS – 16/11, 1/0)

- Finished with 13 catches for 198 yards and 3 TDs, helping the Ravens produce the NFL's No. 1 scoring offense (33.2 ppg)
- Helped the Ravens set new single-season franchise records for total TDs (64), points (531), rushing yards (3,296) and total net yards (6,521)
- Caught a 5-yard TD pass from QB Lamar Jackson, marking his third TD of the season, in the 42-21 win vs. NYJ (12/12)
- Caught 2 passes and led the Ravens in receiving yards (54) as part of the team's 480 yards of offense in the 45-6 win at LAR (11/25)
- Hauled in 2 receptions, including a 50-yarder that set up a K Justin Tucker FG, for a career-high 55 yards in the 30-16 win at Sea. (10/20)
- Posted a career-high 3 receptions for 32 yards, including a 9-yard TD, vs. Cle. (9/29)
- In his NFL debut, posted a 5-yard TD on his first-career-reception in the 59-10 win at Mia. (9/8)...The Ravens set single-game franchise records in yards (643) and points (59)



80 MILES BOYKIN



— BOYKIN'S COMMUNITY IMPACT —

- Attended the Ravens' annual Holiday Helpers event at Target to shop for gifts with Baltimore youth in need (2019)
- Supported teammates Willie Snead IV and former teammate Seth Roberts at their Turkey Giveaway at Zion Baptist Church for Baltimore City residents during Thanksgiving (2019)
- Supported children of service members at Fort Meade by participating in the Ravens' Salute to Service Military Kids Clinic (2019)
- Alongside teammates, participated in the St. John Baptist 5K Run, Walk and Roll/Walk for Bobbi Engram Foundation, hosted by tight ends coach Bobby Engram (2019)
- Signed autographs and played games at the Ravens' A Purple Evening, the team's annual event dedicated to female fans (2019)
- Participated as a celebrity bowler in Anthony Levine Sr.'s Celebrity Bowling Night to benefit his 4every1 Foundation (2019)
- Participated in the organization-wide day of service, Caw to Action – a celebration of the NFL's Huddle for 100 initiative (2019)
- Participated in Anthony Levine Sr.'s 10th Annual Home Run Derby & Softball Game with Ravens teammates (2019)
- Participated in the Ravens' Signature Project with M&T Bank to renovate the facility and visit with children at the Webster Kendrick Boys & Girls Club in Baltimore (2019)

MILES BOYKIN'S NFL REGULAR SEASON RUSHING/RECEIVING STATISTICS

DATE	TEAM	GP	GS	RECEIVING					RUSHING				
				NO.	YDS	AVG	LG	TD	NO.	YDS.	AVG.	LG	TD
2019	Ravens	16	11	13	198	15.2	50	3	0	0	0.0	0	0
NFL TOTALS		16	11	13	198	15.2	50	3	0	0	0.0	0	0

MILES BOYKIN'S NFL POSTSEASON RUSHING/RECEIVING STATISTICS

DATE	TEAM	GP	GS	RECEIVING					RUSHING				
				NO.	YDS	AVG	LG	TD	NO.	YDS.	AVG.	LG	TD
2019	Ravens	1	0	3	26	8.7	13	0	0	0	0.0	0	0
NFL TOTALS		1	0	3	26	8.7	13	0	0	0	0.0	0	0

SINGLE-GAME HIGHS: RUSHING/RECEIVING

Receptions
Receiving Yards

3 vs. Cleveland Browns, Sep 29, 2019
55 at Seattle Seahawks, Oct 20, 2019

Longest Receptions
Receiving TDs

50 at Seattle Seahawks, Oct 20, 2019
1 vs. New York Jets, Dec 12, 2019
...2 more at 1.

2019 GAME-BY-GAME REGULAR SEASON STATISTICS (RAVENS)

DATE	OPPONENT	P/S	RECEIVING					RUSHING					W/L	SCORE
			NO	YDS	AVG	LG	TD	NO	YDS	AVG	LG	TD		
09/08	at Dolphins	S	1	5	5.0	5t	1	0	0	0.0	0	0	W	59-10
09/15	Cardinals	S	1	11	11.0	11	0	0	0	0.0	0	0	W	23-17
09/22	at Chiefs	S	0	0	0.0	0	0	0	0	0.0	0	0	L	28-33
09/29	Browns	S	3	32	10.7	18	1	0	0	0.0	0	0	L	25-40
10/06	at Steelers	S	0	0	0.0	0	0	0	0	0.0	0	0	W	26-23+
10/13	Bengals	S	2	28	14.0	18	0	0	0	0.0	0	0	W	23-17
10/20	at Seahawks	P	2	55	27.5	50	0	0	0	0.0	0	0	W	30-16
11/03	Patriots	S	0	0	0.0	0	0	0	0	0.0	0	0	W	37-20
11/10	at Bengals	P	0	0	0.0	0	0	0	0	0.0	0	0	W	49-13
11/17	Texans	S	0	0	0.0	0	0	0	0	0.0	0	0	W	41-7
11/25	at Rams	S	2	54	27.0	39	0	0	0	0.0	0	0	W	45-6
12/01	49ers	P	0	0	0.0	0	0	0	0	0.0	0	0	W	20-17
12/08	at Bills	S	0	0	0.0	0	0	0	0	0.0	0	0	W	24-17
12/12	Jets	P	1	5	5.0	5t	1	0	0	0.0	0	0	W	42-21
12/22	at Browns	P	1	8	8.0	8	0	0	0	0.0	0	0	W	31-15
12/29	Steelers	S	0	0	0.0	0	0	0	0	0.0	0	0	W	28-10
2019 TOTALS		16-11	13	198	15.2	50	3	0	0	0.0	0	0	14-2	

+ - Overtime



86 NICK BOYLE

TIGHT END
6-4 | 270

COLLEGE: DELAWARE

BORN: 2/17/93, SUSSEX, NJ

EXP. (NFL/RAVENS): 6/6 GP/GS (PLAYOFFS): 64/41 (2/1)



— KEY TRANSACTIONS —

- Signed a three-year extension with the Ravens on 3/7/19
- Selected by the Ravens in the fifth round (171st overall) of the 2015 NFL Draft
- Was the first of two Baltimore draft picks in the fifth round (G Robert Myers, 176th)

— CAREER HIGHLIGHTS —

- In 2019, recorded career-highs in receiving yards (321), receptions (31) and receiving TDs (2), helping the Ravens produce the league's No. 1 scoring offense (33.2 ppg)...Was a key run-blocker, assisting Baltimore in setting a new NFL single-season record for rushing yards (3,296)...Baltimore also became the first team in NFL history to average at least 200 rushing (206.0) and 200 net passing (201.6) yards per game in a season
- Helped the Ravens set new single-season franchise records for total TDs (64), points (531), rushing yards (3,296) and total net yards (6,521)
- Posted a career-high 78 yards on 4 catches in the victory at Cin. (11/10/19)
- Scored his first pro TD (on a 5-yard pass from QB Lamar Jackson) on the 91st reception of his five-year career in the 37-20 victory vs. NE (11/3/19)
- In 2018, posted 23 receptions for a then-career-high 213 yards, helping the Ravens' offense produce a then-single-season team-record 5,999 total net yards
- In 2017, posted 28 catches for 213 yards, helping Baltimore post the NFL's No. 9 scoring attack (24.7 ppg)
- Recorded 44 receiving yards on 6 receptions (7.3 avg.) in 2016, helping QB Joe Flacco post a franchise-record 4,317 passing yards
- Registered 153 yards on 18 receptions (8.5 avg.) for the league's No. 8 passing attack (266.9 ypg), which gained a single-season franchise-record 4,271 net passing yards, as a rookie in 2015

— PERSONAL —

- Has two sisters who were college athletes: Lauren was a four-year starter in basketball at Muhlenberg (PA) College, while Kate played soccer for two seasons at Susquehanna (PA) University
- Favorite offseason hobby is fishing
- Married Kristina, who is a nurse, in June 2018...They welcomed their first child, Broc Ryan, on 12/14/19
- Went to long-snapping camps in high school, initially thinking he would be primarily a long snapper in college

2019: (BALTIMORE RAVENS – 16/15, 1/1)

- Posted career highs in receiving yards (321), catches (31) and receiving TDs (2), helping Baltimore produce the league's No. 1 scoring offense (33.2 ppg)
- Was a key run-blocker, assisting the Ravens in setting a new NFL single-season record for rushing yards (3,296)...Baltimore became the first team in NFL history to average at least 200 rushing (206.0) and 200 net passing (201.6) yards per game in a season
- Helped the Ravens set new single-season franchise records for total TDs (64), points (531), rushing yards (3,296) and total net yards (6,521)
- Posted a 3-yard TD catch and helped the Ravens clinch a playoff berth in the 24-17 win at Buf. (12/8)
- Posted a career-high 78 yards on 4 catches to help the Ravens produce 379 yards in the 49-13 win at Cin. (11/10)
- Scored his first pro TD (on a 5-yard pass from QB Lamar Jackson) on the 91st reception of his five-year career in the 37-20 victory vs. NE (11/3)...Led the Ravens in receptions (5) for 27 yards
- Helped the Ravens set single-game franchise records in yards (643) and points (59) in the 59-10, season opening victory at Mia. (9/8)

2018: (BALTIMORE RAVENS – 16/13, 1/0)

- Posted 23 receptions for a then-career-high 213 yards, helping the Ravens produce a then-single-season team-record 5,999 total net yards
- Recorded 36 receiving yards on 4 catches – 2 of which gained first downs – in the 24-21 win vs. Cin. (11/18)
- Started and posted 36 receiving yards on 3 catches in the 26-14 win at Pit. (9/30)...Baltimore's offense tallied 451 total yards, the most ever by a Ravens' team at Pittsburgh
- Started and posted a then-career high in receiving yards (40) and tied a then-career high in long gain (25) on 3 catches in the 47-3 season-opening win vs. Buf. (9/9)

2017: (BALTIMORE RAVENS – 15/11)

- Registered 28 receptions for 203 yards, helping the Ravens produce the NFL's ninth-ranked scoring attack (24.7 ppg)...Over the last nine games of the season, Baltimore averaged the league's second-most points per contest (29.4)
- Produced 4 catches for 29 yards and helped pave the way for 174 rushing yards in a 40-0 win vs. Mia. (10/26)
- Started and caught a 14-yard pass in the 20-0, season-opening victory at Cin. (9/10)

2016: (BALTIMORE RAVENS – 6/0)

- Played in the final six games after being activated to the 53-

86 NICK BOYLE

man roster from the Commissioner's Permission Exempt List on 11/26/16...Tallied 6 receptions for 44 yards in helping QB Joe Flacco record a single-season franchise-record 4,317 passing yards

- Posted his first catch of the season with a 20-yard reception on a scoring drive, finishing with 24 receiving yards on 2 receptions in the 38-6 win vs. Mia. (12/4)
- Saw action from scrimmage and on special teams in the 19-14 victory vs. Cin. (11/27) after being activated to the Ravens' 53-man roster on 11/26

2015: (BALTIMORE RAVENS – 11/2)

- Registered 153 yards on 18 receptions (8.5 avg.) for the league's No. 8 passing attack (266.9 ypg), which gained a then-single-season franchise-record 4,271 net passing yards
- Caught a QB Joe Flacco pass to convert a 2-point attempt and posted 20 yards on 2 receptions at Ari. (10/26)
- In his first NFL start, posted 12 receiving yards on 3 catches for an offense that scored 16 unanswered points in the 23-20, OT victory at Pit. (10/1)...Secured a key 7-yard reception to convert a first down on fourth-and-1 on a drive that

ended in a K Justin Tucker FG in the fourth quarter

— COLLEGE —

- Played in 41 games (36 starts) at Delaware, catching 101 passes for 984 yards (9.7 avg.) and 12 TDs...Became the all-time leader among TEs for receptions and ranked No. 2 in receiving yards and TDs
- Posted 37 catches for 304 yards and 4 TDs as a senior in 2014, earning first-team All-CAA and second-team (The Sports Network) and third-team (Beyond Sports Network) All-America recognition
- Majored in economics

— HIGH SCHOOL —

- Prepped at High Point Regional (Sussex, NJ) HS, where he was a three-year starter on both sides of the ball
- Earned first-team All-Conference honors on defense as a senior, posting a single-season school record 10 sacks
- Was also an All-Conference selection in basketball, serving as a three-year starter and team captain



— BOYLE'S COMMUNITY IMPACT —

- Along with his wife, Christina, made a \$25,000 donation to the Maryland Food Bank that provided 75,000 meals to those affected by the COVID-19 health crisis (2020)
- Continued support of Special Olympics Maryland by attending the Polar Bear Plunge (2020)
- Supported former teammate Hayden Hurst at the Hayden Hurst Family Foundation Fundraiser at Harryman House, benefitting mental health awareness in adolescents and teenagers (2019)
- Participated in the organization-wide day of service, Caw to Action – a celebration of the NFL's Huddle for 100 initiative (2019)
- Attended the Ravens' annual Holiday Helpers event at Target to shop for gifts with Baltimore youth in need (2018)
- Continued to promote the NFL and Ravens' PLAY 60 initiative by participating in the PLAY 60 Caravan at Rodgers Forge Elementary School (2018) and Friendship Valley Elementary School (2019)
- Alongside teammates, participated as a celebrity bowler in Anthony Levine Sr.'s Celebrity Bowling Night to benefit his 4every1 Foundation (2018)
- Participated in the Players Philanthropy Fund's Second Annual Beltway Boards & Brews Cornhole Tournament at the Baltimore Museum of Industry (2018)
- Participated in Special Olympics Maryland's Howard County Inspiration Walk (2018)
- Supported the NFL and Ravens' PLAY 60 initiative, the movement for a more active generation, by participating in the team's PLAY 60 All Abilities Clinic with over 100 athletes from Special Olympics Maryland (2017-19)
- Joined teammates and Ravens staff members to renovate Mary Ann Winterling Elementary School in downtown Baltimore (2017)
- Joined teammates as a celebrity shopper during former player Benjamin Watson's Big BENefit Holiday Shopping Event (2017)
- Joined teammates to sign autographs and play games during the Ravens' *A Purple Evening*, the team's annual event dedicated to female fans (2017, 2019)
- Supported the Cecil County Special Olympics by attending the Pine Grove Inn's annual chili cook-off (2016)
- Attended the Goodwill Gridiron Halloween party to benefit Goodwill Industries of the Chesapeake (2015)

86 NICK BOYLE

NICK BOYLE'S NFL REGULAR SEASON RUSHING/RECEIVING STATISTICS

DATE	TEAM	GP	GS	RECEIVING					RUSHING				
				NO.	YDS	AVG	LG	TD	NO.	YDS.	AVG.	LG	TD
2015	Ravens	11	2	18	153	8.5	25	0	0	0	0.0	0	0
2016	Ravens	6	0	6	44	7.3	20	0	0	0	0.0	0	0
2017	Ravens	15	11	28	203	7.3	16	0	0	0	0.0	0	0
2018	Ravens	16	13	23	213	9.3	25	0	0	0	0.0	0	0
2019	Ravens	16	15	31	321	10.4	35	2	0	0	0.0	0	0
NFL TOTALS		64	41	106	934	8.8	35	2	0	0	0.0	0	0

NICK BOYLE'S NFL POSTSEASON RUSHING/RECEIVING STATISTICS

DATE	TEAM	GP	GS	RECEIVING					RUSHING				
				NO.	YDS	AVG	LG	TD	NO.	YDS.	AVG.	LG	TD
2018	Ravens	1	0	0	0	0.0	0	0	0	0	0.0	0	0
2019	Ravens	1	1	0	0	0.0	0	0	0	0	0.0	0	0
NFL TOTALS		2	1	0	0	0.0	0	0	0	0	0.0	0	0

SINGLE-GAME HIGHS: RUSHING/RECEIVING

Receptions

5 vs. New England Patriots, Nov 03, 2019
...1 more at 5.

Longest Receptions Receiving TDs

35 at Cincinnati Bengals, Nov 10, 2019
1 at Buffalo Bills, Dec 08, 2019
...1 more at 1.

Receiving Yards

78 at Cincinnati Bengals, Nov 10, 2019

2019 GAME-BY-GAME REGULAR SEASON STATISTICS (RAVENS)

DATE	OPPONENT	P/S	RECEIVING					RUSHING					W/L	SCORE	
			NO	YDS	AVG	LG	TD	NO	YDS	AVG	LG	TD			
09/08	at Dolphins	S	3	26	8.7	12	0	0	0	0.0	0	0	0	W	59-10
09/15	Cardinals	S	1	14	14.0	14	0	0	0	0.0	0	0	0	W	23-17
09/22	at Chiefs	P	4	58	14.5	23	0	0	0	0.0	0	0	0	L	28-33
09/29	Browns	S	1	9	9.0	9	0	0	0	0.0	0	0	0	L	25-40
10/06	at Steelers	S	0	0	0.0	0	0	0	0	0.0	0	0	0	W	26-23+
10/13	Bengals	S	2	18	9.0	9	0	0	0	0.0	0	0	0	W	23-17
10/20	at Seahawks	S	1	20	20.0	20	0	0	0	0.0	0	0	0	W	30-16
11/03	Patriots	S	5	27	5.4	8	1	0	0	0.0	0	0	0	W	37-20
11/10	at Bengals	S	4	78	19.5	35	0	0	0	0.0	0	0	0	W	49-13
11/17	Texans	S	2	20	10.0	13	0	0	0	0.0	0	0	0	W	41-7
11/25	at Rams	S	1	7	7.0	7	0	0	0	0.0	0	0	0	W	45-6
12/01	49ers	S	1	4	4.0	4	0	0	0	0.0	0	0	0	W	20-17
12/08	at Bills	S	2	10	5.0	7	1	0	0	0.0	0	0	0	W	24-17
12/12	Jets	S	0	0	0.0	0	0	0	0	0.0	0	0	0	W	42-21
12/22	at Browns	S	3	24	8.0	16	0	0	0	0.0	0	0	0	W	31-15
12/29	Steelers	S	1	6	6.0	6	0	0	0	0.0	0	0	0	W	28-10
2019 TOTALS		16-15	31	321	10.4	35	2	0	0	0.0	0	0	0	14-2	

+ - Overtime



77

BRADLEY BOZEMAN

GUARD/CENTER

COLLEGE: ALABAMA

BORN: 11/24/94, ROANOKE, AL

6-3 | 317

EXP. (NFL/RAVENS): 3/3 GP/GS (PLAYOFFS): 30/17 (2/1)



— KEY TRANSACTIONS —

- Bradley Bozeman was selected by the Ravens in the sixth round (215th overall) of the 2018 NFL Draft...Was the third (S DeShon Elliott, 190th, and T Greg Senat, 212th) of Baltimore's three picks in the round

— CAREER HIGHLIGHTS —

- In 2019, helped the Ravens set an NFL record for single-season rushing yards (3,296) and produce the NFL's No. 1 scoring offense (33.2 ppg)...Assisted Baltimore in becoming the first team in league history to average at least 200 rushing (206.0) and 200 net passing (201.6) yards per game in a season
- Helped the Ravens set new single-season franchise records for total TDs (64), points (531), rushing yards (3,296) and total net yards (6,521)
- Blocked for NFL MVP QB Lamar Jackson, who produced one of the greatest seasons ever by a QB in 2019...Jackson threw an NFL-high 36 TDs (also a franchise record) and posted 1,206 rushing yards, the most by a QB in NFL single-season history
- In the Week 15 win vs. NYJ, blocked for QB Lamar Jackson, who set the NFL single-season rushing record for a QB and threw 5 TD passes in a game for the third time in the 2019 season (12/12/19)
- In 2018, helped the Ravens produce the NFL's No. 2 rushing attack, totaling 2,441 yards (152.6 ypg)...Marked the then-second-most rushing yards in franchise single-season history
- Played 28 snaps at LG, seeing relief for G/T James Hurst, as part of an offensive line that helped pave the way for 242 rushing yards in the 20-12 win vs. TB (12/16/18)...Baltimore became the first team since 1976 (Steelers) to rush for at least 190 yards in five-consecutive games
- Made his first-career start at LG for an O-line that helped the offense record 351 total yards vs. NO (10/21/18)...Filled in for an injured G/T Alex Lewis (neck)

— PERSONAL —

- Made headlines after Alabama's 2017 National Championship win by proposing to his wife, Nikki, on the field...Bozeman and Nikki were married in March 2019
- The couple launched the Bradley and Nikki Bozeman Foundation, which works with at-risk children and their families with a focus on the dangers of childhood bullying, aiming to reinforce the importance of respect and standing up for others in vulnerable positions
- Graduated with a degree in exercise & sport science and is pursuing a master's in sports business management

2019: (BALTIMORE RAVENS – 16/16, 1/1)

- Helped Baltimore set an NFL record for single-season rushing yards (3,296) and produce the NFL's No. 1 scoring offense (33.2 ppg) in 2019
- The Ravens became the first team in NFL history to average at least 200 rushing (206.0) and 200 net passing yards per game (201.6) in a season
- Helped the Ravens set new single-season franchise records for total TDs (64), points (531), rushing yards (3,296) and total net yards (6,521)
- Blocked for NFL MVP QB Lamar Jackson, who produced one of the greatest seasons ever...Jackson threw an NFL-high 36 TDs (also a franchise record) and had 1,206 rushing yards, the most by a QB in NFL single-season history
- Helped QB Lamar Jackson become the first player in NFL history with at least 350 passing yards and 100 rushing yards in a game (includes regular season and postseason) in the Divisional Playoff vs. Ten. (1/11/20)
- Blocked for QB Lamar Jackson, who set a new single-season team record in passing TDs (36), in the 31-15 win at Cle. (12/22)...Jackson also rushed (103 yards) for his NFL record-extending fifth 100-yard game in 2019
- Helped the Ravens set a new single-season franchise record for rushing yards in the win vs. NYJ (12/12)...Blocked for QB Lamar Jackson, who set the NFL single-season rushing record for a QB and threw 5 TD passes
- Helped the Ravens produce 480 yards of offense (including a season-best 285 rushing) in the 45-6 win at LAR (11/25)...Blocked for QB Lamar Jackson, who threw 5 TD passes and rushed for 95 yards
- Protected QB Lamar Jackson, who completed 17 of 24 passes for 222 yards and 4 TDs (139.2 rating) in the 41-7 victory vs. Hou. (11/17)
- Blocked for QB Lamar Jackson in the 49-13 win at Cin. (11/10), helping him post his second perfect rating (158.3) of the year on 15-of-17 passing for 223 yards and 3 TDs
- Helped QB Lamar Jackson become the first player ever to pass for at least 200 yards (236) and rush for 150 yards (152) in a regular season game in the 23-17 win vs. Cin. (10/13)
- Protected QB Lamar Jackson, helping him become the only player in league history to throw for at least 250 yards and rush for at least 120 yards in the 23-17 win vs. Ari. (9/15)
- Helped Baltimore set single-game franchise records in yards (643) and points (59) in the 59-10, season-opening victory at Mia. (9/8)...Protected QB Lamar Jackson, allowing him to register career highs in yards (324) and TDs (5) while producing a perfect 158.3 passer rating...Helped block for RB Mark Ingram II, who tallied 107 rushing yards and 2 TDs



77 BRADLEY BOZEMAN

2018: (BALTIMORE RAVENS – 14/1, 1/0)

- Helped the Ravens produce the NFL's No. 2 rushing attack, totaling 2,441 yards (152.6 ypg)...Marked the then-second-most rushing yards in franchise single-season history
- Played 28 snaps at LG, seeing relief for G/T James Hurst, as part of an offensive line that helped pave the way for 242 rushing yards in the 20-12 win vs. TB (12/16)...Baltimore became the first team since 1976 (Steelers) to rush for at least 190 yards in five-consecutive games
- Made his first-career start at LG for an O-line that helped the offense record 351 total yards vs. NO (10/21)...Filled in for an injured G/T Alex Lewis (neck)
- Played 17 snaps at LG, seeing relief for an injured G/T Alex Lewis (neck), in the 21-0 win at Ten. (10/14)...Helped the Ravens' line to not allow a sack of QB Joe Flacco
- In his first-career NFL game, played 7 snaps on special teams and 25 snaps on offense, seeing relief for RG Marshal Yanda in the 47-3 season-opening win vs. Buf. (9/9)

— COLLEGE —

- Appeared in 53 career games (31 starts) in five seasons at Alabama, starting at center for his last two years...Alabama finished 64-7 and won two national championships (2015, 2017) during his playing career
- Anchored a unit that was a finalist for the Joe Moore Award (Most Outstanding O-Line) in 2016 and 2017
- Blocked for 17 100-yard rushers in 31 career starts
- As a captain in 2017, earned first-team *Associated Press* All-SEC honors while garnering second-team All-SEC recognition from the conference coaches...Also named a second-team All-American by all five major outlets and *Sports Illustrated*

— HIGH SCHOOL —

- Prepped at Handley (Roanoke, AL) HS, where he was a four-star offensive lineman and rated the No. 14 overall player in the state of Alabama and the No. 26 offensive tackle nationally by *Rivals.com*
- Was rated No. 7 overall on the final *AL.com* A-List
- Earned first-team 3A All-State honors from the Alabama Sports Writers Association as a junior in 2011



— BOZEMAN'S COMMUNITY IMPACT —

- Along with his wife, Nikki, embarked on a cross-country tour to hold anti-bullying assemblies at middle schools all over the U.S. (2020)
- Attended the Ravens' annual Holiday Helpers event at Target to shop for gifts with Baltimore youth in need (2019)
- Joined teammates in a flag-football game with the students at St. Vincent's Villa (2019)
- Hosted the inaugural Bradley and Nikki Bozeman Halloween Costume Party in support of the Bradley and Nikki Bozeman Foundation (2019)
- Supported former teammate Hayden Hurst at the Hayden Hurst Family Foundation Fundraiser at Harryman House, benefitting mental health awareness in adolescents and teenagers (2019)
- Participated in the organization-wide day of service, Caw to Action – a celebration of the NFL's Huddle for 100 initiative (2019)
- Joined teammates to sign autographs and play games during the Ravens' *A Purple Evening*, the team's annual event dedicated to female fans (2018-19)
- In 2018, launched the Bradley and Nikki Bozeman Foundation, which seeks to make a difference in the lives of at-risk children and their families, with a focus on the dangers of childhood bullying
- Hosted anti-bullying assemblies at various Baltimore schools (2018)
- Joined Ravens alumni and teammates during director of player engagement Jameel McClain's 53 Families Thanksgiving event to serve a warm meal to families in need (2018)
- Participated in the team's KaBoom! community playground build in the Douglass Homes neighborhood alongside teammates, staff and volunteers (2018)



15 MARQUISE BROWN

WIDE RECEIVER

5-9 | 180

COLLEGE: OKLAHOMA

BORN: 6/4/97, HOLLYWOOD, FL

EXP. (NFL/RAVENS): 2/2 GP/GS (PLAYOFFS): 14/11 (1/1)



— KEY TRANSACTIONS —

- Marquise Brown was selected by the Ravens in the first round (25th overall) of the 2019 NFL Draft

— CAREER HIGHLIGHTS —

- Finished his rookie season with 46 receptions for 584 receiving yards and 7 TDs, helping the Ravens produce the league's No. 1 scoring offense (33.2 ppg)
- His 7 TD catches in 2019 tied (Marlon Brown, 2013 & Torrey Smith, 2011) for the most by a rookie in team history
- Helped the Ravens set new single-season franchise records for total TDs (64), points (531), rushing yards (3,296) and total net yards (6,521)
- Recorded game highs in catches (7) and receiving yards (126) in the Divisional Playoff vs. Ten. (1/11/20)...Became the first rookie in franchise history to surpass the 100-yard receiving mark in a playoff game, while his 126 yards also stand as the second most in a Ravens' playoff game (Anquan Boldin, 145 yards on 1/6/13 vs. Ind.)
- Posted 147 yards and 2 TDs on 4 receptions (36.8 avg.) in his NFL debut at Mia. (9/8/19)...Brown scored 47- and 83-yard TDs on his first two NFL catches to become the first player in league history to notch two 40-plus-yard TD catches in a career debut

— PERSONAL —

- Nickname is "Hollywood," which is the city where Brown grew up...Sports announcer Gus Johnson first coined the nickname while calling a big game of Brown's in 2017
- Originally didn't receive a D-I scholarship offer out of high school...Opted to play at College of the Canyons (Santa Clarita, CA) for one year...To pay for school, worked at Six Flags as an operator on the ride "Full Throttle"
- Played Pop Warner football against QB Lamar Jackson
- Is the cousin of WR Antonio Brown
- Majored in human relations at Oklahoma

mark in a playoff game, while his 126 yards also stand as the second most in a Ravens' playoff game (Anquan Boldin, 145 yards on 1/6/13 vs. Ind.)...Helped Baltimore register a franchise single-game playoff record 530 yards of offense

- Caught 4 passes for 45 yards, including a 24-yard TD, tying the Ravens' record for total TDs (7) by a rookie, in the 42-21 win vs. NYJ (12/12)
- Led the Ravens with 5 receptions for 42 yards and 2 TD catches, contributing to the 480 yards of offense in the 45-6 win at LAR (11/25)
- Recorded a game-high 80 yards on 4 receptions, including a 20-yard TD, to help the Ravens produce 379 yards of offense in the victory at Cin. (11/10)
- Contributed 48 yards on 3 receptions, helping the Ravens produce 372 total yards of offense in the 37-20 victory vs. NE (11/3) on Sunday Night Football
- Was a gameday inactive (ankle) in Weeks 6-7
- Posted 22 yards and 1 TD – an 11-yard strike from QB Lamar Jackson – on 3 receptions in the 26-23 OT win at Pit. (10/6)
- Recorded 49 yards on 2 receptions, helping the Ravens produce 452 yards of offense at KC (9/22)
- Caught 8 passes for 86 yards, including a 41-yard, fourth-quarter grab on third-and-11 to help seal Baltimore's 23-17 win vs. Ari. (9/15)
- Posted 147 yards and 2 TDs on 4 receptions (36.8 avg.) in his NFL debut at Mia. (9/8)...Helped the Ravens set single-game franchise records in yards (643) and points (59)...Brown scored 47- and 83-yard TDs on his first two NFL catches to become the first player in league history to notch two 40-plus-yard TD catches in a career debut...His 83-yard catch ties for the fifth-longest pass play in franchise history and is the longest reception ever by a Ravens' rookie...His 144 receiving yards in the first quarter are the most ever recorded by a Raven in a first quarter and third most in any quarter (Qadry Ismail: 210 in Q3, 12/12/99 at Pit.; Derrick Alexander: 166 in Q2, 12/1/96 vs. Pit.)

— COLLEGE —

- Registered 132 catches for 2,413 yards and 17 TDs, averaging 89.4 receiving yards per game and 18.3 yards per catch in two seasons at OU
- In 2018, tied for the national lead in receptions of 40-plus yards (11), 50-plus yards (7) and 60-plus yards (4)
- In 2018, tallied 1,318 receiving yards, which rank as the fourth most in Sooner single-season history
- Was awarded 2018 first-team All-American by the AP, ESPN and Sports Illustrated, second-team All-American by AFCA and FWAA and first-team All-Big 12 by coaches and media

2019: (BALTIMORE RAVENS – 14/11, 1/1)

- Finished his rookie season with 46 receptions for 584 receiving yards and 7 TDs, helping the Ravens produce the league's No. 1 scoring offense (33.2 ppg)...His 7 TDs tied (Marlon Brown, 2013 & Torrey Smith, 2011) for the most by a rookie in team history
- Helped the Ravens set new single-season franchise records for total TDs (64), points (531), rushing yards (3,296) and total net yards (6,521)
- Recorded game highs in catches (7) and receiving yards (126) in the Divisional Playoff vs. Ten. (1/11/20)...Became the first rookie in franchise history to surpass the 100-yard receiving



15 MARQUISE BROWN

- Was also a 2018 Biletnikoff Award (nation's top WR) semifinalist

— HIGH SCHOOL —

- Prepped at Chaminade-Madonna (Hollywood, FL) HS, where he lettered in football and track



— BROWN'S COMMUNITY IMPACT —

- Alongside teammates, attended the inaugural Bradley and Nikki Bozeman Foundation Halloween Costume Party in support of the foundation's anti-bullying initiative (2019)
- Participated in the Ravens' Signature Project with M&T Bank to renovate the facility and visit with children at the Webster Kendrick Boys & Girls Club in Baltimore (2019)

MARQUISE BROWN'S NFL REGULAR SEASON RUSHING/RECEIVING STATISTICS

DATE	TEAM	GP	GS	RECEIVING					RUSHING				
				NO.	YDS	AVG	LG	TD	NO.	YDS.	AVG.	LG	TD
2019	Ravens	14	11	46	584	12.7	83t	7	0	0	0.0	0	0
NFL TOTALS		14	11	46	584	12.7	83t	7	0	0	0.0	0	0

MARQUISE BROWN'S NFL POSTSEASON RUSHING/RECEIVING STATISTICS

DATE	TEAM	GP	GS	RECEIVING					RUSHING				
				NO.	YDS	AVG	LG	TD	NO.	YDS.	AVG.	LG	TD
2019	Ravens	1	1	7	126	18.0	38	0	0	0	0.0	0	0
NFL TOTALS		1	1	7	126	18.0	38	0	0	0	0.0	0	0

SINGLE-GAME HIGHS: RUSHING/RECEIVING

Receptions

8 vs. Arizona Cardinals, Sep 15, 2019

Receiving TDs

2 at Los Angeles Rams, Nov 25, 2019
...1 more at 2.

Receiving Yards

147 at Miami Dolphins, Sep 08, 2019

All-purpose yards

147 at Miami Dolphins, Sep 08, 2019

Longest Receptions

83t at Miami Dolphins, Sep 08, 2019

2019 GAME-BY-GAME REGULAR SEASON STATISTICS (RAVENS)

DATE	OPPONENT	P/S	RECEIVING					RUSHING					W/L	SCORE
			NO	YDS	AVG	LG	TD	NO	YDS	AVG	LG	TD		
09/08	at Dolphins	S	4	147	36.8	83t	2	0	0	0.0	0	0	W	59-10
09/15	Cardinals	S	8	86	10.8	41	0	0	0	0.0	0	0	W	23-17
09/22	at Chiefs	S	2	49	24.5	31	0	0	0	0.0	0	0	L	28-33
09/29	Browns	S	4	22	5.5	10	0	0	0	0.0	0	0	L	25-40
10/06	at Steelers	P	3	22	7.3	11t	1	0	0	0.0	0	0	W	26-23+
10/13	Bengals						INACTIVE						W	23-17
10/20	at Seahawks						INACTIVE						W	30-16
11/03	Patriots	S	3	48	16.0	26	0	0	0	0.0	0	0	W	37-20
11/10	at Bengals	S	4	80	20.0	49	1	0	0	0.0	0	0	W	49-13
11/17	Texans	P	2	23	11.5	17	0	0	0	0.0	0	0	W	41-7
11/25	at Rams	S	5	42	8.4	18t	2	0	0	0.0	0	0	W	45-6
12/01	49ers	S	1	1	1.0	1	0	0	0	0.0	0	0	W	20-17
12/08	at Bills	P	3	-2	-0.7	5	0	0	0	0.0	0	0	W	24-17
12/12	Jets	S	4	45	11.3	24t	1	0	0	0.0	0	0	W	42-21
12/22	at Browns	S	1	6	6.0	6	0	0	0	0.0	0	0	W	31-15
12/29	Steelers	S	2	15	7.5	8	0	0	0	0.0	0	0	W	28-10
2019 TOTALS		14-11	46	584	12.7	83t	7	0	0	0.0	0	0	14-2	

+ - Overtime



— KEY TRANSACTIONS —

- Orlando Brown Jr. was selected by the Ravens in the third round (83rd overall) of the 2018 NFL Draft...Was the first of Baltimore's two picks in the round (Oklahoma teammate TE Mark Andrews, 86th)

— HONORS —

- Pro Bowl (2019)
- Media Good Guy, as voted by local reporters (2019)

— CAREER HIGHLIGHTS —

- In 2019, helped set new single-season franchise records for total TDs (64), points (531), rushing yards (3,296) and total net yards (6,521) and helped the Ravens produce the NFL's No. 1 scoring offense (33.2 ppg)...Assisted Baltimore in becoming the first team in NFL history to average at least 200 rushing (206.0) and 200 net passing (201.6) yards per game in a season
- Blocked for NFL MVP QB Lamar Jackson, who produced one of the best seasons ever by a QB...Jackson threw an NFL-high 36 TDs (also a team record) and had 1,206 rushing yards, the most by a QB in NFL single-season history
- Blocked for QB Lamar Jackson, who set the NFL single-season rushing record for a QB and threw 5 TD passes for the third time this season in Week 15 (12/12/19 vs. NYJ)
- In 2018, started 10 games, helping the Ravens produce the NFL's No. 2 rushing attack, totaling 2,441 yards (152.6 ypg)...Marked the then-second-most rushing yards in franchise single-season history...Baltimore also tallied a then-single-season team-record 5,999 total net yards
- Part of an O-line that helped pave the way for 242 rushing yards in the 20-12 win vs. TB (12/16/18)...Baltimore became the first team since 1976 (Steelers) to rush for at least 190 yards in five-consecutive games
- Started at RT for an O-line that helped produce the then-sixth-most rushing yards (267) in franchise history in the 24-21 win vs. Cin. (11/18/18)...Marked the first time in NFL history that a team had a *rookie* QB (Lamar Jackson, 119) and RB (Gus Edwards, 115) each surpass 100 rushing yards in a game
- Made his first-career start at RT for an O-line that helped the offense record 351 total yards vs. NO (10/21/18)...Filled in for an injured James Hurst (back)

— PERSONAL —

- Late father, Orlando "Zeus" Brown Sr., was a starting tackle for the Cleveland Browns (1993-95, 1999) and Baltimore Ravens (1996-98, 2003-06)... "Zeus" started 119 of 129 contests during his career

- Brown Jr. wears a bandana during every game in memory of his father, who had a bandana in his equipment bag the night he passed away
- Cites former Oklahoma lineman Jammal Brown, the 2004 Outland Trophy winner, as a mentor

2019: (BALTIMORE RAVENS - 16/16, 1/1)

- Helped Baltimore set an NFL record for single-season rushing yards (3,296) and produce the NFL's No. 1 scoring offense (33.2 ppg) in 2019...Assisted the Ravens in becoming the first team in league history to average at least 200 rushing (206.0) and 200 net passing (201.6) yards per game in a season
- Helped set new single-season franchise records for TDs (64), points (531), rushing yards (3,296) and total net yards (6,521)
- Blocked for NFL MVP QB Lamar Jackson, who produced one of the greatest seasons ever by a QB...Jackson threw an NFL-high 36 TDs (also a franchise record) and posted 1,206 rushing yards, the most by a QB in NFL single-season history
- Helped QB Lamar Jackson become the first player in NFL history with at least 350 passing yards and 100 rushing yards in a game (includes regular season and postseason) in the Divisional Playoff vs. Ten. (1/11/20)
- Blocked for QB Lamar Jackson, who set a new single-season franchise record in passing TDs (36), in the 31-15 win at Cle. (12/22)...Jackson also rushed (103 yards) for his NFL record-extending fifth 100-yard game of the season
- Helped the Ravens set a new single-season franchise record for rushing yards in the 42-21 win vs. NYJ (12/12)...Blocked for QB Lamar Jackson, who set the NFL single-season rushing record for a QB and threw 5 TD passes in a game for the third time this season
- Blocked for an O-line that helped the Ravens produce 480 yards of offense (including a season-best 285 rushing) in the 45-6 victory at LAR (11/25)...Also blocked for QB Lamar Jackson, who threw 5 TD passes
- Protected QB Lamar Jackson, who was 17-of-24 for 222 yards and 4 TDs (139.2 rating) in the 41-7 win vs. Hou. (11/17)
- Blocked for QB Lamar Jackson in the 49-13 win at Cin. (11/10), helping him produce his second perfect QB rating (158.3) of the season for 223 yards and 3 TDs
- Helped the Ravens produce 210 rushing yards, including 115 from RB Mark Ingram II, in the 37-20 victory vs. NE (11/3)
- Helped QB Lamar Jackson become the first player to pass for at least 200 yards (236) and rush for 150 yards (152) in a regular season game in the 23-17 victory vs. Cin. (10/13)
- Protected QB Lamar Jackson, helping him become the only player in league history to throw for at least 250 yards and

78 ORLANDO BROWN JR.

rush for at least 120 yards in the 23-17 win vs. Ari. (9/15)

- Helped Baltimore set single-game franchise records in yards (643) and points (59) in the 59-10, season-opening victory at Mia. (9/8)...Protected QB Lamar Jackson, allowing him to register career highs in yards (324) and TDs (5) while producing a perfect 158.3 passer rating

2018: (BALTIMORE RAVENS – 16/10, 1/1)

- Started 10 games as a rookie, helping the Ravens produce the NFL's No. 2 rushing attack, totaling 2,441 yards (152.6 ypg)...Marked the then-second-most rushing yards in franchise single-season history...Baltimore also tallied a then-single-season team-record 5,999 total net yards
- The Ravens' rushing attack gained a season-high 296 yards in the 26-24 win vs. Cle. (12/30)...Marked the third-most rushing yards in franchise single-game history
- Protected QB Lamar Jackson, allowing him to complete 12 of 22 passes for a then-career-high 204 yards and 1 TD (101.3 QB rating) in the 22-10 win at LAC (12/22)
- Part of an O-line that helped pave the way for 242 rushing yards in the 20-12 win vs. TB (12/16)...Baltimore became the first team since 1976 (Steelers) to rush for at least 190 yards in five-consecutive games
- Part of an offensive line that helped the Ravens' rushing attack gain 194 yards at KC (12/9)...Baltimore became the first team since 2003 (Denver) to rush for at least 190 yards in four-consecutive games
- Started at RT for an offensive line that helped the Ravens produce 207 rushing yards in the 26-16 win at Atl. (12/2)...Marked the first time in franchise history Baltimore rushed for at least 200 yards in three-consecutive games
- Started at RT for an O-line that helped Baltimore rack up 416 yards, including 242 on the ground, in the 34-17 win vs. Oak. (11/25)...Marked the fourth time in franchise history the Ravens produced back-to-back 200-yard rushing games
- Started at RT for an O-line that helped produce 267 rushing yards in the 24-21 win vs. Cin. (11/18)...Marked the first time in NFL history that a team had a *rookie* QB (Lamar Jackson, 119) and RB (Gus Edwards, 115) each surpass 100 rushing yards in a game
- Made his first-career start at RT for an O-line that helped the offense record 351 total yards vs. NO (10/21)...Filled in for an injured G/T James Hurst (back)
- In his first-career NFL game, played 7 snaps on special teams and 25 snaps on offense, seeing relief for RT James Hurst in the 47-3 season-opening win vs. Buf. (9/9)

— COLLEGE —

- Was named back-to-back Big 12 Offensive Lineman of the Year (2016, 2017) and was the first sophomore and the

second Sooner (Jon Cooper, 2008) to earn the accolade

- Part of an O-line that helped protect QB Baker Mayfield, the No. 1 overall draft pick in 2018, during the signal-caller's Heisman Trophy-winning campaign (2017)
- In 2017, named a unanimous first-team All-American by the AFCA, AP, FWAA, *The Sporting News* and Walter Camp, as well as an Outland Trophy finalist (2017)
- Earned back-to-back Big 12 Offensive Lineman of the Year honors in 2016 and 2017
- Named a *The Sporting News* freshman All-American (2015)

— HIGH SCHOOL —

- Prepped at Peachtree Ridge (Suwanee, GA) HS, where he was rated a three-star lineman by ESPN, 247Sports, *Scout.com* and *Rivals.com* and was ranked No. 35 among the 2013 ESPNU top O-linemen
- Was named second-team All-USA by *USA Today* in 2013



78 ORLANDO BROWN JR.



— BROWN JR.'S COMMUNITY IMPACT —

- Attended the second annual “Shrimp & Gifts” event as a celebrity shopper, hosted by Jimmy’s Famous Seafood and the Ed Reed Foundation (2018-19)
- Partnered with Jimmy’s Famous Seafood for 11th Annual Toys for Tots Gala (2019)
- Visited with students at his former elementary school, Pot Springs Elementary in Timonium, in celebration of Orlando Brown Jr. Day (2019)
- Joined teammates to sign autographs and play games during the Ravens’ *A Purple Evening*, the team’s annual event dedicated to female fans (2019)
- Participated in the organization-wide day of service, Caw to Action – a celebration of the NFL’s Huddle for 100 initiative (2019)
- Attended the Ravens’ annual Beach Bash fan convention in Ocean City, MD (2019)
- Attended the “Help Bag Hunger” event as a guest at the ShopRite in Timonium, MD (2018)
- Joined teammates to sign autographs and play games during the Ravens’ *A Purple Evening*, the team’s annual event dedicated to female fans (2018)
- Distributed coats and warm-weather gear to residents at the annual Helping Up Mission coat distribution (2018-19)
- Helped promote the NFL and Ravens’ PLAY 60 initiative by participating in the PLAY 60 Caravan at Fort Garrison Elementary School (2018)
- Teamed up with the Ravens and Verizon Wireless to “Pass it Forward” by surprising customers at Safeway with gift cards (2018)
- Attended Jimmy Seafood’s “Shrimp & Gifts” event as a celebrity shopper (2018)
- Participated in the team’s KaBoom! community playground build in the Douglass Homes neighborhood alongside teammates, Ravens staff and volunteers (2018)





93

DEFENSIVE END

6-8 | 300



CALAIS CAMPBELL

COLLEGE: MIAMI (FLA.)

BORN: 9/1/86, DENVER, CO

EXP. (NFL/RAVENS): 13/1 GP/GS (PLAYOFFS): 186/168 (12/7)



— KEY TRANSACTIONS —

- Signed a one-year contract extension (through 2021) with the Ravens on 3/21/20
- Acquired by Baltimore from the Jacksonville Jaguars on 3/19/20 in exchange for a 2020 fifth-round draft choice
- Signed with Jacksonville as an unrestricted free agent (Ari.) on 3/10/17
- Re-signed with the Cardinals on 5/10/12
- Originally selected by the Arizona Cardinals in the second round (50th overall) of the 2008 NFL draft

— HONORS —

- Five-time Pro Bowler (2014-15, 2017-19)
- NFL All-Decade Team (2010s)
- NFL Walter Payton Man of the Year (2019)
- Bart Starr Award (2019)
- PFWA All-AFC Team (2019)
- Pro Bowl Defensive MVP Award (2019)
- AFC Defensive Player of the Week (2019, Week 3 vs. Ten.)
- AP first-team All-Pro as a DE (2017)
- AP second-team All-Pro as a DT (2017)
- PFWA and *Sporting News* Defensive Player of the Year (2017)
- NFL 101 Awards AFC Defensive Player of the Year (2017)
- NFLPA Community MVP (Nov. 2014, Oct. 2016, Oct. 2019)
- Pop Warner Humanitarian Award (2015)

— CAREER HIGHLIGHTS —

- Has totaled 687 tackles (511 solo), 88 sacks, 151 TFL, 14 FFs, 11 FRs (3 returned for TDs), 48 PD and 3 INTs...His 7 blocked kicks are tied for the sixth most all time and the second most among active players (8, Denico Autry)
- Since 2017, he is the only NFL defender to compile at least 190 tackles and 30 sacks
- Has recorded 11-consecutive seasons with at least 5 sacks, the longest active streak in the NFL and tied for the eighth longest (Julius Peppers) in NFL history
- Recorded at least 6 sacks in all but two seasons of his 12-year NFL career (2015, 5; 2008, 0)
- Since 2011, is one of only five D-linemen to register at least 40 PD
- Since 2008, his 151 TFL rank No. 2 in the NFL, trailing only J.J. Watt's 158
- Entering 2020, has played in 186 games with 168 starts during his 12-year career, which both rank as the most among active NFL defensive linemen

— PERSONAL —

- Grew up in a household of 10 (five brothers, two sisters)
- While in seventh grade, both his parents lost their jobs as accountants, and the family lived out of a homeless shelter for eight months
- His younger brother, Jared, played S at Miami (FL) and spent time with the Cardinals during training camp in 2011...His older brother, Ciare, was a DB at Colorado State from 2004-05, and his brother, Raj, played football at Butte and Orange County Junior Colleges and was a WR at Adams State...His brother, Severin, played football at the University of Montana
- In 2007, graduated with a degree in Sociology from the University of Miami (FL)

2019: (JACKSONVILLE JAGUARS – 16/16)

- Started all 16 games for the fifth-consecutive season and for the seventh time in his 12-year career...Collected 56 tackles (37 solo), 10 TFL, 6.5 sacks, 2 FFs, 1 PD, and 1 FR for a TD, en route to his fifth-career and third-consecutive Pro Bowl
- Scored his third-career TD on an 8-yard return of a FF by DE Yannick Ngakoue in the fourth quarter to help seal a 38-20 victory vs. Ind. (12/29)
- Recorded back-to-back games with a sack, producing 1 sack and 5 tackles (4 solo) vs. Hou. (11/3)
- Logged 3 QBHs and 1.5 sacks of Jacksonville's 8 on the day...Helped limit RB Le'Veon Bell to a season-low 23 rushing yards in the Jaguars' 29-15 victory vs. NYJ (10/27)
- Collected 5 tackles (4 solo) and his first FF of the season vs. NO (10/13)
- Tied his season high with 6 tackles and blocked a 56-yard FG attempt at Car. (10/6), marking the first blocked FG by a Jaguar since 2015
- Registered 6 solo tackles, 5 QBHs, 3 sacks and tied a career high with 4 TFL in Jacksonville's first win of the season vs. Ten. (9/19)...Became the first player in franchise history to post multiple games with at least 3 sacks

2018: (JACKSONVILLE JAGUARS – 16/16)

- Started all 16 games and was selected as a defensive captain by his teammates...Set a single-season career high with 20 TFL, tied a career high with 72 tackles (53 solo) and led the team with 10.5 sacks (-73.5 yards), becoming the first player in Jaguars history to record double-digit sacks in consecutive seasons...Named to his fourth-overall and second-consecutive Pro Bowl



93 CALAIS CAMPBELL

- Closed the season with three-consecutive games with at least 1 sack... Totaled 7 tackles (5 solo), 1.5 sacks and 1 TFL at Hou. (12/30)
- Tallied 1 sack, 2 TFL and recovered his own FF in a 17-7 victory at Mia. (12/23)
- Recorded 7 tackles (6 solo), 1 sack and 2 TFL, helping contain RB Adrian Peterson to 51 yards on 19 carries (2.7 avg.) vs. Was. (12/16)
- Posted 1 sack, 2 TFL and 1 PD in the franchise's seventh shutout victory vs. Ind. (12/2)... The Jaguars held Indianapolis' offense to 5-of-18 (28%) on third down
- Notched 4 tackles and 1 sack... Helped hold the Steelers' rushing attack to a season-low 26 yards vs. Pit. (11/18)
- Registered 5 tackles and produced his second-consecutive game with 2 TFL at Ind. (11/11)
- Compiled 6 tackles (4 solo), 1 sack and 2 TFL vs. Phi. (10/28)
- Led the team with a season-high total of 9 tackles (5 solo) vs. Hou. (10/21)
- Posted 6 tackles (4 solo) and notched his fourth sack through the team's first six games at Dal. (10/14)
- Produced 5 solo tackles, a season-high 2 sacks and 1 TFL Ten. (9/23)

2017: (JACKSONVILLE JAGUARS – 16/16, 3/3)

- Started all 16 games and totaled 67 tackles (47 solo), 14.5 sacks, 14 TFL, 3 PD, 3 FFs and 1 FR for league's best pass defense (169.9 ypg)... His career-best 14.5 sacks (-96 yards) were the second most in the NFL and broke the Jaguars' single-season team record established in 1999 (Tony Brackens, 12)... Named to his third-career Pro Bowl and earned AP All-Pro recognition as a DE and DT... Also named the PFWA Defensive Player of the Year
- Recorded 6 tackles (3 solo) and 4 QBHs in a Wild Card win vs. Buf. (1/7/18)
- Wrapped up the regular season with 7 tackles (4 solo) and 2 TFL at Ten. (12/31), marking his fifth performance of the season with at least 2 TFL
- Recorded a season-high 8 tackles (4 solo) and added 1 PD at SF (12/24)
- Tallied his fourth multi-sack performance of the 2017 campaign, collecting 5 tackles (4 solo), 2 sacks, 2 TFL and 1 PD in a 45-7 victory vs. Hou. (12/17)
- Recorded 4 solo tackles, 1 sack and 1 TFL vs. Ind. (12/3)... Reached 12.5 sacks for the season, eclipsing Tony Brackens' single-season franchise record of 12 sacks (1999)
- Posted a 10-yard scoop-and-score TD, marking the second TD of his career at Ari. (11/26)
- Notched a half-sack and 1 FF in a 19-7 victory at Cle. (11/19)
- Posted 1 sack and 2 TFL in the Jaguars' stingiest defensive performance of the season, allowing just 29 rushing yards and 119 passing yards vs. Cin. (11/5)
- With his second-consecutive 2-sack performance, Campbell

reached 10 sacks through seven games, already eclipsing his previous single-season high (9, 2013)... Added 1 TFL and 1 FF in the shutout victory at Ind. (10/22)

- Registered 6 tackles (3 solo), 1 TFL and 1 sack at NYJ (10/1)
- Recorded 1 FF and notched a half-sack for a defense that held the Ravens' passing attack to a season-low 52 yards vs. Bal. (9/24)
- Set a franchise record for most sacks in a single game with 4 at Hou. (9/10)... Campbell's 4 sacks were also a personal single-game career high, and his 3.5 sacks in the first half were the most by a single player in a half since 2015 (LB Khalil Mack, Week 14, 5; DE Cameron Wake, Week 6, 4)

2016: (ARIZONA CARDINALS – 16/16)

- Started 16 games for the second-consecutive season and fourth time in his career... Totaled 53 tackles (34 solo), 12 TFL and 8 sacks for a Cardinals' defense that led the league in sacks (48.0) and allowed the second-lowest yards per game average in the NFL (305.2 ypg)... Added 2 FFs, a career-high 3 FRs, 1 INT and 6 PD... Returned 1 FR for a TD, reaching the end zone for the first time in his career
- Tallied 3 tackles (1 solo), 1.5 sacks and 1 TFL in a 44-6 victory to close out the season at LAR (1/1/17)... The Cardinals' defense held the Rams to 2-of-14 on third down (14%)
- Recovered an aborted snap, notching his second-consecutive game with a FR... Added a half sack of QB Russell Wilson at Sea. (12/24)
- Registered his first-career TD on a 53-yard scoop-and-score to put Arizona ahead 13-10 vs. NO (12/18)... Added 2 sacks and 2 TFL, marking his second 2-sack, 2-TFL performance of the season
- Tallied 1 sack, 1 FF and 1 PD vs. Was. (12/4)
- Recorded a season-high 9 tackles (1 solo) for a defense that allowed a season-low 24 rushing yards against the defending NFC Champions at Car. (10/30)
- Had a breakout performance at SF (10/6), collecting his first 2 sacks of the season, 1 INT and 2 TFL in the victory
- Opened the season with a FR vs. NE (9/1)

2015: (ARIZONA CARDINALS – 16/16, 2/2)

- Started 16 games for the third time in his career and was chosen as a defensive captain for the second-consecutive season... Led the defensive line with 61 tackles (46 solo) and tied for the team lead with 16 TFL... Added 5 sacks, 3 PD and 1 FR, earning Pro Bowl honors for the second-consecutive season... Helped Arizona post a franchise-best 13-3 record
- Recorded 6 tackles (5 solo), a season-high 2.5 sacks and his fourth 3-TFL output of the season in the Cardinals' ninth-straight victory of the season vs. GB (12/27)
- Recovered the game-sealing fumble forced by DE Dwight Freeney in a 23-20 victory vs. Min. (12/10)
- Tied his career high with a team-leading 11 tackles (10 solo)... Added a half-sack and 3 TFL vs. STL (10/4)

93 CALAIS CAMPBELL

2014: (ARIZONA CARDINALS – 14/14, 1/1)

- Led the defensive line with 58 tackles (48 solo) and 16 TFL, finishing second on the team with 7 sacks...Added 1 INT, 1 FF and 3 PD as a first-time defensive captain for Arizona...Earned his first Pro Bowl selection
- Closed out the season with 5 tackles (all solo), 2 TFL and 1 PD at SF (12/28)
- Recorded 6 tackles (5 solo), including a game-sealing fourth-down tackle of WR Jason Avant vs. KC (12/7)...Added 1 sack, 1 TFL and 1 PD
- Registered a then-career high 3 sacks...Added 6 tackles (4 solo) and 3 TFL at Sea. (11/23)
- Posted 6 tackles (5 solo), 2 sacks and a season-high 4 TFL vs. STL (11/9)
- Intercepted QB Peyton Manning and returned it 23 yards to set up Arizona at the Broncos' 5-yard line...RB Andre Ellington punched it into the end zone on the first play following the turnover...Added 1 PD and 1 TFL at Den. (10/5)
- Set a season high with 10 solo tackles...Added 1 sack and 3 TFL at NYG (9/14)

2013: (ARIZONA CARDINALS – 16/16)

- Started all 16 games and led the defensive line with 58 tackles (45 solo)...Tied for the team lead with 14 TFL and finished second on the team with a then-career-high 9 sacks...Helped Arizona's rush defense finish as the league's best (84.4 ypg)
- Finished the season with a 5-tackle (4 solo) and 1-sack performance vs. SF (12/29)
- Recorded 4 tackles (3 solo), 2 sacks and 2 TFL at Sea. (12/22)
- Tallied 5 tackles (all solo), 1 sack, 2 TFL and a season-high 2 PD vs Atl. (10/27)
- Notched a season-high 8 tackles (7 solo), 1 FR and 1 TFL in a Thursday matchup vs. Sea. (10/17)
- Registered 4 tackles (all solo), 2 sacks, and earned his first-career safety vs. Car. (10/6)...Added 1 FF, which was returned 43 yards by CB Antoine Cason and set up an Arizona TD on the ensuing possession
- Collected his first sack and first FR of the 2013 campaign vs. Det. (9/15)

2012: (ARIZONA CARDINALS – 13/12)

- Led the defensive line with 63 tackles (50 solo) and finished No. 2 on the team with 6.5 sacks...Also added 13 TFL, 6 PD and a blocked FG
- Closed out the season with his third-consecutive 1-sack performance...Added 1 TFL at SF (12/30)
- Notched his fourth-straight game of 8 tackles (7 solo)...Added 1 sack and 1 PD vs. Chi. (12/23)
- Tallied 8 tackles (7 solo), 1 sack and tied a career high with 4 TFL vs. Det. (12/16)
- Collected 8 tackles (5 solo) and a half-sack at GB (11/4)

- Posted 6 tackles (all solo), 1 sack and 2 TFL vs. SF (10/29)
- Helped limit the Vikings' passing attack to a season-low 43 yards at Min. (10/21)
- Registered 5 tackles (all solo) and 2 TFL vs. Buf. (10/14)
- Recorded a season-high 10 tackles (7 solo), 2 sacks and 2 TFL at NE (9/16)...His second sack occurred on the Patriots' final drive of the game, which resulted in a missed FG

2011: (ARIZONA CARDINALS – 16/16)

- Started all 16 games for the first time in his career...Set a career high with 72 tackles (53 solo) and posted a team-leading 8 sacks...Added 13 TFL, a career-high 10 PD, 2 FFs, 1 FR and 1 INT...Blocked a career-high 3 FGs, which is tied for the second-highest single-season total in NFL history
- Collected 7 tackles (4 solo), 1 sack, 1 FF, 1 TFL and 2 PD at Cin. (12/24)
- Recorded his first-career INT, picking off QB Michael Vick at Phi. (11/13)...Helped limit the Eagles' offense to 3-of-15 (20%) on third down
- Blocked a 42-yard FG at the end of regulation to send the game into OT...Added 6 tackles (all solo), 2 sacks and a season-high 3 TFL in the overtime victory vs. STL (11/6)
- Tallied 6 tackles (all solo) and a FF at NYG (10/2)
- Notched 10 tackles (5 solo) and 2.5 sacks, marking a season high for both categories at Sea. (9/25)

2010: (ARIZONA CARDINALS – 15/15)

- Started 15 games for the second-consecutive season...Set a then-career high with 60 tackles (46 solo) and registered a team-leading 6 sacks (-49 yards)...Added his first-career FR, 2 PD and 13 TFL
- Registered his second-consecutive game with a sack in the 27-26 victory at Dal. (12/25)
- Set a career high with 11 tackles (9 solo) and 4 TFL...Added 1 sack at Car. (12/19)
- Recovered a QB Kyle Orton fumble, marking the first FR of his career vs. Den. (12/12)
- Notched a 6-tackle (3 solo), 1-sack and 2-TFL performance vs. Sea. (11/14)
- Tallied 4 tackles (all solo) and 1 sack at Sea. (10/24)
- Opened the season with 1 sack, 1 PD and 1 TFL in a victory at STL (9/12)

2009: (ARIZONA CARDINALS – 16/15, 2/1)

- Saw action in all 16 games (15 starts) and tied DE Darnell Dockett with a team-high 7 sacks...Also recorded 46 tackles (35 solo), 8 TFL, 5 PD and 1 FF...Added special teams contributions, blocking 2 FGs as one of only seven players to block multiple kicks in 2009
- Registered 1 sack for the second-consecutive game...Added 5 tackles (4 solo) and 1 TFL at SF (12/14)
- Totaled 4 tackles (3 solo), 1 sack of QB Brett Favre, and 1 TFL in a 30-17 victory vs. Min. (12/6)

93 CALAIS CAMPBELL

- Recorded 1 FF, knocking the ball loose from a scrambling QB Marc Bulger at STL (11/22)
- Posted a season-high 7 tackles (6 solo) vs. Car. (11/1)
- Tallied 3 tackles (2 solo), a season-high 1.5 sacks and 2 TFL at Sea. (10/18)
- Credited with his first-career sack, recording a half-sack of QB David Garrard...Also blocked a 46-yard FG, resulting in an 83-yard TD return by S Antrel Rolle at Jax. (9/20)

2008: (ARIZONA CARDINALS – 16/0, 4/0)

- Saw action in all 16 regular season games and four postseason games, including Super Bowl XLIII, in his rookie season...Totaled 21 tackles (17 solo), 2 TFL, 1 PD and 1 FF...Added 8 special teams tackles as a key contributor on that unit
- Collected 1 tackle in each of Arizona's four postseason games, including Super Bowl XLIII against Pit. (2/1/09)
- Credited with his first-career FF vs. Dal (10/12)
- Recorded his first-career tackle in the Cardinals' season opener at SF (9/7)

— COLLEGE —

- Played in 36 career games (25 starts) with the Hurricanes before entering the NFL Draft following his junior season
- Finished his career with 158 tackles, 19.5 sacks, 37.5 TFL, 5 FFs, 3 FRs and 1 INT

- Started all 12 games at DE as a junior, finishing the season with 50 tackles and a team-high 12 TFL...Added 6.5 sacks, 2 FFs, 2 FRs and his first-career INT
- Started 12 of 13 games at DE as a sophomore and was named the team's MVP...Ranked second on the team with 80 tackles and 10.5 sacks, including a streak of seven-consecutive games with at least 1 sack (second-longest streak in school history)...Also led the ACC with 20 TFL (fourth best in the nation) and collected 3 FFs and 1 FR
- Appeared in all 12 games (one start) as a freshman, totaling 35 tackles, 2.5 sacks and 5.5 TFL
- Named a two-time All-ACC selection

— HIGH SCHOOL —

- Prepped at Denver South (Aurora, CO) HS and was a two-time All-State selection as a DE his junior and senior seasons, while also playing TE (senior)
- Established a Colorado state record with 57 sacks over his four seasons, with 38 coming in his final two years
- As a senior, recorded 19 sacks, 188 tackles and 2 INTs on defense...Added 38 receptions for 412 yards and 4 TDs at TE
- As a junior, recorded a combined 5 TDs off blocked kicks and fumble recoveries in addition to his 19 sacks, 109 tackles and 3 blocked punts
- Garnered All-State accolades in basketball (junior, 2003) and competed in track and field, qualifying for the state meet in both discus and shot put



— CAMPBELL'S COMMUNITY IMPACT —

- In 2019, received the league's highest community honor, the NFL Water Payton Man of the Year Award...He also earned the 2019 Bart Starr Award for exceptional character, which is voted on by NFL players
- Along with his seven siblings, founded the Charles Richard Campbell Foundation, named for and in honor of his father, aimed at supporting disadvantaged youth to reach their full potential
- Through his foundation, annually awards a \$10,000 scholarship to a college-bound African-American high school senior
- Has donated over \$30,000 to Phoenix and Jacksonville-area nonprofits through the Cheer for a Cause program in which the CRC Foundation donates a dollar amount in accordance with Campbell's on-field performance to the charity of a Campbell jersey-wearing fan's choosing
- In partnership with the Salvation Army Ray & Joan Kroc Center of Phoenix, established the Calais' Kroc Stars after-school program, which provided a multitude of enrichment programs and meals after school for Phoenix-area students
- Established the CRC After School program, which provides evening activities for Phoenix-area students 5-13, including financial literacy, college preparation, career education and leadership
- Leads work with the CRC Foundation including the, CRC Reading Program, Program, National Guard Kids Camp and Calais' Kroc Stars, in addition to numerous annual fundraising and donation efforts...For more information on Calais' foundation, visit: thecrcfoundation.org/scholarship/
- Gave \$1.6 million to his alma mater, the University of Miami, establishing the Calais Campbell Football Defensive Lineman Endowment, a full scholarship for defensive lineman on the Miami football team (2015)
- Received the 2015 Pop Warner Humanitarian Award
- Honored as the November 2014 recipient of the NFLPA Community MVP
- Selected as the Arizona Cardinals Walter Payton Man of the Year (2011, 2014)
- Had held a number of "Christmas with Calais" holiday shopping events for youth (2012, 2014-16, 2018)

93 CALAIS CAMPBELL

CALAIS CAMPBELL'S NFL REGULAR SEASON DEFENSIVE STATISTICS

DATE	TEAM	GP	GS	TACKLES								INTERCEPTIONS					FUMBLES			ST					MISC	
				TK	S	A	TFL	YDS	SK	YDS	QBH	NO	YDS	LG	TD	PD	FF	FR	YDS	TK	S	A	FF	FR	S	A
2008	Cardinals	16	0	21	17	4	2	2	0.0	0.0	1	0	0	0	0	1	1	0	0	8	7	1	0	0	0	0
2009	Cardinals	16	15	46	35	11	8	0	7.0	50.5	14	0	0	0	0	5	1	0	0	1	1	0	0	0	0	0
2010	Cardinals	15	15	60	46	14	13	0	6.0	49.0	7	0	0	0	0	2	0	1	0	0	0	0	0	0	0	0
2011	Cardinals	16	16	72	53	19	13	0	8.0	64.0	17	1	0	0	0	10	2	1	0	0	0	0	0	0	0	0
2012	Cardinals	13	12	63	50	13	13	0	6.5	28.0	12	0	0	0	0	6	0	0	0	0	0	0	0	0	0	0
2013	Cardinals	16	16	58	45	13	14	55	9.0	52.5	21	0	0	0	0	6	1	2	2	0	0	0	0	0	0	0
2014	Cardinals	14	14	58	48	10	16	64	7.0	50.0	11	1	23	23	0	3	1	0	0	0	0	0	0	0	0	0
2015	Cardinals	16	16	61	46	15	16	59	5.0	36.5	20	0	0	0	0	3	0	1	0	0	0	0	0	0	0	0
2016	Cardinals	16	16	53	34	19	12	61	8.0	67.5	21	1	1	1	0	6	2	3	53	0	0	0	0	0	0	0
2017	Jaguars	16	16	67	47	20	14	80	14.5	96.0	30	0	0	0	0	3	3	1	10	0	0	0	0	0	0	0
2018	Jaguars	16	16	72	53	19	20	89	10.5	73.5	22	0	0	0	0	2	1	1	0	0	0	0	0	0	0	0
2019	Jaguars	16	16	56	37	19	10	57	6.5	47.0	25	0	0	0	0	1	2	1	8	0	0	0	0	0	0	0
NFL TOTALS		186	168	687	511	176	151	467	88.0	614.5	201	3	24	23	0	48	14	11	73	9	8	1	0	0	0	0

CALAIS CAMPBELL'S NFL POSTSEASON DEFENSIVE STATISTICS

DATE	TEAM	GP	GS	TACKLES								INTERCEPTIONS					FUMBLES			ST					MISC		
				TK	S	A	TFL	YDS	SK	YDS	QBH	NO	YDS	LG	TD	PD	FF	FR	YDS	TK	S	A	FF	FR	S	A	
2008	Cardinals	4	0	4	3	1	0	0	0.0	0.0	0	0	0	0	0	1	0	0	0	4	4	0	0	0	0	0	0
2009	Cardinals	2	1	5	5	0	0	0	0.0	0.0	2	0	0	0	0	0	0	0	0	0	0	0	0	0	0	0	0
2014	Cardinals	1	1	4	0	4	0	0	0.0	0.0	1	0	0	0	0	0	0	0	0	0	0	0	0	0	0	0	0
2015	Cardinals	2	2	5	1	4	0	0	0.0	0.0	0	0	0	0	0	1	0	0	0	0	0	0	0	0	0	0	0
2017	Jaguars	3	3	11	7	4	0	0	0.0	0.0	4	0	0	0	0	0	0	0	0	0	0	0	0	0	0	0	0
NFL TOTALS		12	7	29	16	13	0	0	0.0	0.0	7	0	0	0	0	2	0	0	0	4	4	0	0	0	0	0	0

SINGLE-GAME HIGHS: DEFENSIVE

Total Tackles	11 vs. St. Louis Rams, Oct 04, 2015 ...1 more at 11.	Tackles For Loss	4 vs. Tennessee Titans, Sep 19, 2019 ...3 more at 4.
Sacks	4.0 at Houston Texans, Sep 10, 2017	Interceptions	1 at San Francisco 49ers, Oct 06, 2016 ...2 more at 1.
Passes Defensed	2 at Minnesota Vikings, Nov 20, 2016 ...6 more at 2.	Interception Return Yards	23 at Denver Broncos, Oct 05, 2014
Forced Fumbles	1 at Tennessee Titans, Nov 24, 2019 ...13 more at 1.	Safeties	1 at San Francisco 49ers, Oct 06, 2016 ...1 more at 1.
Fumble Recoveries	1 vs. Indianapolis Colts, Dec 29, 2019 ...10 more at 1.	Special Teams Tackles	2 at Seattle Seahawks, Nov 16, 2008

2019 GAME-BY-GAME REGULAR SEASON STATISTICS (JAGUARS)

DATE	OPPONENT	P/S	TACKLES								INTERCEPTIONS					FUMBLES			ST					MISC		
			TK	S	A	SK	YDS	TFL	YDS	QBH	NO	YDS	LG	TD	PD	FF	FR	YDS	TK	S	A	FF	FR	S	A	W/L
09/08	Chiefs	S	3	3	0	0.0	0.0	0	0	1	0	0	0	0	0	0	0	0	0	0	0	0	0	0	L	26-40
09/15	at Texans	S	4	2	2	0.0	0.0	0	0	0	0	0	0	0	0	0	0	0	0	0	0	0	0	0	L	12-13
09/19	Titans	S	6	6	0	3.0	22.0	4	27	5	0	0	0	0	0	0	0	0	0	0	0	0	0	0	W	20-7
09/29	at Broncos	S	3	0	3	0.0	0.0	0	0	2	0	0	0	0	0	0	0	0	0	0	0	0	0	0	W	26-24
10/06	at Panthers	S	6	1	5	0.0	0.0	0	0	0	0	0	0	0	0	0	0	0	0	0	0	0	0	0	L	27-34
10/13	Saints	S	5	4	1	0.0	0.0	0	0	0	0	0	0	0	0	1	0	0	0	0	0	0	0	0	L	6-13
10/20	at Bengals	S	3	2	1	0.0	0.0	1	3	3	0	0	0	0	0	0	0	0	0	0	0	0	0	0	W	27-17
10/27	Jets	S	3	1	2	1.5	8.0	1	6	3	0	0	0	0	0	0	0	0	0	0	0	0	0	0	W	29-15
11/03	Texans	S	5	4	1	1.0	7.0	1	7	2	0	0	0	0	0	0	0	0	0	0	0	0	0	0	L	3-26
11/17	at Colts	S	1	1	0	0.0	0.0	0	0	1	0	0	0	0	0	0	0	0	0	0	0	0	0	0	L	13-33
11/24	at Titans	S	1	1	0	0.0	0.0	0	0	2	0	0	0	0	0	1	0	0	0	0	0	0	0	0	L	20-42
12/01	Buccaneers	S	6	5	1	0.0	0.0	1	0	1	0	0	0	0	1	0	0	0	0	0	0	0	0	0	L	11-28
12/08	Chargers	S	2	2	0	1.0	10.0	1	10	1	0	0	0	0	0	0	0	0	0	0	0	0	0	0	L	10-45
12/15	at Raiders	S	5	4	1	0.0	0.0	1	4	1	0	0	0	0	0	0	0	0	0	0	0	0	0	0	W	20-16
12/22	at Falcons	S	1	0	1	0.0	0.0	0	0	2	0	0	0	0	0	0	0	0	0	0	0	0	0	0	L	12-24
12/29	Colts	S	2	1	1	0.0	0.0	0	0	1	0	0	0	0	0	0	1	8	0	0	0	0	0	0	W	38-20
2019 TOTALS		16-16	56	37	19	6.5	47.0	10	57	25	0	0	0	0	1	2	1	8	0	0	0	0	0	0	6-10	



36

CHUCK CLARK

SAFETY

6-0 | 205

COLLEGE: VIRGINIA TECH

BORN: 4/19/95, SUFFOLK, VA

EXP. (NFL/RAVENS): 4/4 GP/GS (PLAYOFFS): 47/14 (2/1)



— KEY TRANSACTIONS —

- Chuck Clark was selected by the Ravens in the sixth round (186th overall) of the 2017 NFL Draft

— CAREER HIGHLIGHTS —

- In 2019, totaled team and career highs in tackles (68), adding 1 sack, 1 INT, 9 PD and 2 FF...Helped the Ravens' defense rank No. 3 in points (17.6) and No. 4 in yards (300.6) allowed per game
- Recorded 7 tackles, including his first-career sack that also forced a fumble, in the 20-17 win vs. SF (12/1/19)
- Returned his first-career INT 5 yards, helping set up a game-tying TD drive in the third quarter at KC (12/9/18)

— PERSONAL —

- Looked up to NFL safeties Sean Taylor and Brian Dawkins when he was younger...One of his favorite current players is S Tyrann Mathieu
- He and his wife, Aysha, welcomed their first child, Charleé Reign Clark, in October of 2019
- Blueberry pancakes and blueberry donuts are two of his favorite foods
- Following football, would like to pursue a career working to help guide and counsel troubled teens
- Graduated with a human development degree and minor in sociology from Virginia Tech

- Posted a career-high 7 tackles and his second PD of the season in the 30-16 win at Sea. (10/20)
- In his third-career start, posted 3 tackles for a defense that limited the Bengals to 250 yards in the win vs. Cin. (10/13)
- Part of a defense that allowed just 269 total yards in the 26-23 OT victory at Pit. (10/6)
- In his second-career start, posted 6 tackles at KC (9/22)
- Part of a defense that held the Cardinals to just 20 rushing yards and 2-of-11 (18%) on third down in the 23-17 win vs. Ari. (9/15)
- Posted 1 tackle and 1 PD for a defense that allowed just 200 yards of offense in the season-opening victory at Mia. (9/8)

2018: (BALTIMORE RAVENS— 16/1, 1/0)

- Finished second on the team with 8 special teams tackles...Also tallied 14 tackles from scrimmage, 1 PD and 1 INT for the league's No. 1 overall (292.9 ypg) and No. 2 scoring (17.9 ppg) defense
- Returned his first-career INT 5 yards, helping set up a game-tying TD drive in the third quarter at KC (12/9)...Also posted 4 tackles (2 solo)
- In his first-career start, recorded 4 tackles (3 solo) in the 26-16 win at Atl. (12/2), helping limit the Falcons to just 97 passing yards and 131 overall
- Posted 3 tackles (2 solo) for a defense that limited the Raiders to 249 total yards in the victory vs. Oak. (11/25)...Oakland was also 3-of-13 (23%) on third down...Saw action for 27 snaps on defense, replacing injured S Tony Jefferson (ankle)
- Played 22 snaps on special teams and recorded 1 solo tackle for a defense that held the Broncos to just 173 passing yards in the win vs. Den. (9/23)

2017: (BALTIMORE RAVENS — 15/0)

- Produced 8 special teams tackles while adding 5 tackles from scrimmage (all solo) and 2 PD for a unit that led the league in both takeaways (34) and interceptions (22)
- Recorded a career-best 2 tackles from scrimmage vs. (12/31)
- Notched his first-career special teams tackle in a 24-10 win vs. Cle. (9/17)
- In his first-career game, saw action on special teams and for a defense that forced 5 turnovers (4 INTs and 1 FR) and posted the 11th shutout in franchise history in the 20-0, season-opening victory at Cin. (9/10)

2019: (BALTIMORE RAVENS — 16/12, 1/1)

- Totaled a team- and career-high 68 tackles, 1 sack (-8 yards), 1 INT, 9 PD and 2 FF in 2019...Helped Baltimore's defense rank No. 3 in points (17.6) and No. 4 in yards (300.6) allowed per game
- Posted a team-leading 9 tackles for a defense that allowed a season-low 168 yards in the 28-10 victory vs. Pit. (12/29)
- Registered a career-high 4 PD in the win at Cle. (12/22), helping clinch the franchise's first-ever No. 1 playoff seed
- Recorded his first INT of the season (and second of his career) in the 42-21 win vs. NYJ (12/12)
- Recorded a game-high 7 tackles, including his first-career sack (-8 yards) that also forced a fumble, in the win vs. SF (12/1)...His FF was recovered by DT Brandon Williams and set up TE Mark Andrews' 20-yard TD catch on the ensuing drive
- Tallied 5 tackles and 1 PD, helping limit the Texans to 232 total yards in the 41-7 victory vs. Hou. (11/17)
- Totaled 7 tackles and his first-career FF (recovered by S Earl Thomas III) in the 49-13 win at Cin. (11/10)

36 CHUCK CLARK

— COLLEGE —

- Finished third on the team with 94 total tackles, adding 2 PD and 1 FF en route to earning first-team All-ACC honors by *Pro Football Focus* and honorable mention All-ACC by ACSMA
- As a junior, tallied a career-high 107 tackles (65 solo), including 3 TFL and 1 sack...Added 1 INT, 9 PD and 1 FR
- Produced 22 tackles from scrimmage as a true freshman...Selected to the All-ACC Academic Team

— HIGH SCHOOL —

- Prepped at King's Fork (Suffolk, VA) HS, where he was tabbed second-team All-State as a senior (2012) and garnered first-team All-Region, All-District and All-Tidewater honors as a junior and senior...Was named the Southeastern District Defensive Player of the Year both his junior and senior seasons
- As a senior, tallied 57 tackles and 4 INTs (3 returned for TDs)...Also returned 6 punts for 188 yards and 1 TD...Recorded 58 tackles and 5 FRs as a junior, in addition to rushing for 788 yards and 6 TDs



— CLARK'S COMMUNITY IMPACT —

- Attended the Ravens annual Holiday Helpers event at Target to shop for gifts with Baltimore youth in need (2018-19)
- Joined teammate Brandon Carr in supporting breast cancer patients with custom fitted wigs (2019)
- Alongside teammates, participated in the St. John Baptist 5K Run, Walk and Roll/Walk for Bobbi Engram Foundation, hosted by tight ends coach Bobby Engram (2019)
- Alongside teammates, attended the inaugural Bradley and Nikki Bozeman Foundation Halloween Costume Party in support of the foundation's anti-bullying initiative (2019)
- Participated in the organization-wide day of service, Caw to Action – a celebration of the NFL's Huddle for 100 initiative (2019)
- Participated in Anthony Levine Sr.'s 10th Annual Home Run Derby & Softball Game with Ravens teammates (2019)
- Assisted with director of player engagement Jameel McClain's 53 Families Foundation Football & Fitness Clinic (2019)
- Participated in the Ravens' Signature Project with M&T Bank to renovate the facility and visit with children at the Webster Kendrick Boys & Girls Club in Baltimore (2019)
- Helped promote PLAY 60, the NFL movement for an active generation, by participating in the team's PLAY 60 All Abilities Clinic with over 100 athletes from Special Olympics Maryland (2019), participating in the PLAY 60 Caravan at Rodgers Forge Elementary School (2018), Hometown Huddle, a day of play at the UA House in downtown Baltimore (2018) and an assembly at Sudbrook Middle School (2017)
- Helped build HOPE kits with teammate Brandon Carr at the Under Armour Performance Center, which were sent to breast cancer patients at Johns Hopkins and Medstar Union Memorial Hospital (2018)
- Joined the 2017 rookie class at the Helping Up Mission men's shelter in Baltimore City, visiting with and serving dinner to residents (2017)

CHUCK CLARK'S NFL REGULAR SEASON DEFENSIVE STATISTICS

DATE	TEAM	GP	GS	TACKLES							INTERCEPTIONS					FUMBLES			ST			MISC			
				TK	S	A	TFL	YDS	SK	YDS	QBH	NO	YDS	LG	TD	PD	FF	FR	YDS	TK	S	A	FF	FR	S
2017	Ravens	15	0	5	5	0	0	0	0.0	0.0	0	0	0	0	2	0	0	0	8	7	1	0	0	0	0
2018	Ravens	16	2	13	10	3	0	0	0.0	0.0	0	1	5	5	0	1	0	0	0	8	6	2	0	0	0
2019	Ravens	16	12	68	43	25	2	5	1.0	8.0	3	1	12	12	0	9	2	0	0	5	2	3	0	0	0
NFL TOTALS		47	14	86	58	28	2	5	1.0	8.0	3	2	17	12	0	12	2	0	0	21	15	6	0	0	0

CHUCK CLARK'S NFL POSTSEASON DEFENSIVE STATISTICS

DATE	TEAM	GP	GS	TACKLES							INTERCEPTIONS					FUMBLES			ST			MISC			
				TK	S	A	TFL	YDS	SK	YDS	QBH	NO	YDS	LG	TD	PD	FF	FR	YDS	TK	S	A	FF	FR	S
2018	Ravens	1	0	0	0	0	0	0	0.0	0.0	0	0	0	0	0	0	0	0	0	0	0	0	0	0	0
2019	Ravens	1	1	2	1	1	0	0	0.0	0.0	0	0	0	0	0	0	0	0	0	0	0	0	0	0	0
NFL TOTALS		2	1	2	1	1	0	0	0.0	0.0	0	0	0	0	0	0	0	0	0	0	0	0	0	0	0

36 CHUCK CLARK

SINGLE-GAME HIGHS: DEFENSIVE

Total Tackles 9 vs. Pittsburgh Steelers, Dec 29, 2019
Sacks 1.0 vs. San Francisco 49ers, Dec 01, 2019
Passes Defensed 4 at Cleveland Browns, Dec 22, 2019
Forced Fumbles 1 vs. San Francisco 49ers, Dec 01, 2019
 ...1 more at 1.

Tackles For Loss 1 at Buffalo Bills, Dec 08, 2019
 ...1 more at 1.
Interceptions 1 vs. New York Jets, Dec 12, 2019
 ...1 more at 1.
Interception Return Yards 12 vs. New York Jets, Dec 12, 2019
Special Teams Tackles 2 vs. Buffalo Bills, Sep 09, 2018

2019 GAME-BY-GAME REGULAR SEASON STATISTICS (RAVENS)

DATE	OPPONENT	P/S	TACKLES							INTERCEPTIONS					FUMBLES			ST				MISC		W/L	SCORE									
			TK	S	A	SK	YDS	TFL	YDS	QBH	NO	YDS	LG	TD	PD	FF	FR	YDS	TK	S	A	FF	FR			S	A							
09/08	at Dolphins	P	1	1	0	0.0	0.0	0	0	0	0	0	0	0	0	0	0	0	1	0	0	0	1	0	1	0	0	0	0	0	0	0	W	59-10
09/15	Cardinals	P	0	0	0	0.0	0.0	0	0	0	0	0	0	0	0	0	0	0	0	0	0	0	1	1	0	0	0	0	0	0	0	0	W	23-17
09/22	at Chiefs	S	6	5	1	0.0	0.0	0	0	0	0	0	0	0	0	0	0	0	0	0	0	0	0	0	0	0	0	0	0	0	0	L	28-33	
09/29	Browns	P	2	1	1	0.0	0.0	0	0	0	0	0	0	0	0	0	0	0	0	0	0	0	0	0	0	0	0	0	0	0	0	L	25-40	
10/06	at Steelers	P	2	2	0	0.0	0.0	1	5	0	0	0	0	0	0	0	0	0	0	0	0	0	0	0	0	0	0	0	0	0	0	W	26-23+	
10/13	Bengals	S	3	3	0	0.0	0.0	0	0	0	0	0	0	0	0	0	0	0	0	0	0	0	0	0	0	0	0	0	0	0	0	W	23-17	
10/20	at Seahawks	S	7	2	5	0.0	0.0	0	0	0	0	0	0	0	1	0	0	0	0	0	0	1	1	0	0	0	0	0	0	0	W	30-16		
11/03	Patriots	S	5	3	2	0.0	0.0	0	0	1	0	0	0	0	0	0	0	0	0	0	0	0	0	0	0	0	0	0	0	0	0	W	37-20	
11/10	at Bengals	S	7	5	2	0.0	0.0	0	0	0	0	0	0	0	0	1	0	0	0	0	0	0	0	0	0	0	0	0	0	0	0	W	49-13	
11/17	Texans	S	5	2	3	0.0	0.0	0	0	0	0	0	0	0	1	0	0	0	0	0	0	0	0	0	0	0	0	0	0	0	0	W	41-7	
11/25	at Rams	S	4	3	1	0.0	0.0	0	0	0	0	0	0	0	0	0	0	0	0	0	0	0	0	0	0	0	0	0	0	0	0	W	45-6	
12/01	49ers	S	7	5	2	1.0	8.0	0	0	1	0	0	0	0	0	1	0	0	0	0	0	0	0	0	0	0	0	0	0	0	0	W	20-17	
12/08	at Bills	S	6	5	1	0.0	0.0	1	0	1	0	0	0	0	1	0	0	0	0	0	0	1	0	1	0	0	0	0	0	0	0	W	24-17	
12/12	Jets	S	1	1	0	0.0	0.0	0	0	0	1	12	12	0	1	0	0	0	0	0	0	1	0	1	0	0	0	0	0	0	0	W	42-21	
12/22	at Browns	S	3	1	2	0.0	0.0	0	0	0	0	0	0	0	4	0	0	0	0	0	0	0	0	0	0	0	0	0	0	0	0	W	31-15	
12/29	Steelers	S	9	4	5	0.0	0.0	0	0	0	0	0	0	0	0	0	0	0	0	0	0	0	0	0	0	0	0	0	0	0	0	W	28-10	
2019 TOTALS		16-12	68	43	25	1.0	8.0	2	5	3	1	12	12	0	9	2	0	0	5	2	3	0	0	0	0	0	0	0	0	0	14-2			

+ - Overtime





46

LONG SNAPPER

6-4 | 235



MORGAN COX

COLLEGE: TENNESSEE

BORN: 4/26/86, COLLIERVILLE, TN

EXP. (NFL/RAVENS): 11/11 GP/GS (PLAYOFFS): 150/0 (8/0)



ALWAYS MORE
NEVER LESS.

— KEY TRANSACTIONS —

- Re-signed with the Ravens on 3/9/16
- Re-signed with Baltimore on 3/17/15
- Re-signed with the Ravens on 3/12/13
- Originally signed with the Baltimore Ravens as a rookie free agent on 5/6/10

— HONORS —

- Three-time Pro Bowler (2015 & 2016 as a “need” player; 2019 as a starter, the first time long snappers were added to the player and coach Pro Bowl balloting system)
- Earned the team’s Ed Block Courage Award in 2011 after returning from an ACL injury suffered in 2010

— CAREER HIGHLIGHTS —

- Snaps for K Justin Tucker, the most accurate kicker in NFL history (265-of-292, 90.8%), and P Sam Koch, the Ravens’ record-holder in punts (1,046), yards (47,451), gross average (45.4) and net average (39.5)
- In 2019, helped K Justin Tucker post his fourth-consecutive season scoring 141 points...The Ravens produced the NFL’s No. 1 scoring offense (33.2 ppg) and set a franchise record for points (531)
- In 2018, helped K Justin Tucker post his third-consecutive season scoring 141 points
- In 2017, handled all snapping duties, helping P Sam Koch place a league-leading 40 punts inside the 20 and K Justin Tucker earn *Associated Press* second-team All-Pro honors after connecting on 34-of-37 FGAs
- Played a significant role in K Justin Tucker earning Pro Bowl and All-Pro honors in 2016...Cox snapped on all of Tucker’s kicks, helping him score a single-season team-record 141 points by connecting on 38-of-39 FGs
- Cox and P Sam Koch each earned their first-career Pro Bowl invites in 2015...Cox snapped on all 74 punts
- Helped Tucker become the fastest pure kicker in league history to reach 900 career points (107 games) and 1,000 career points (118 games).
- Helped Tucker become the fastest kicker in NFL history to reach 500 points (60 games) and 100 FGM (50 games)

— PERSONAL —

- March 7, 2013 was proclaimed “Morgan Cox Day” in his hometown of Collierville, TN
- Wife, Lauren, is an actress and has appeared in Baltimore-filmed TV shows “House of Cards” and “Veep” and on the drama “To-Do”
- Morgan and Lauren have two sons – Daniel and Jonah

2019: (BALTIMORE RAVENS – 16/0, 1/0)

- Helped K Justin Tucker record his fourth-consecutive season scoring 141 points, connecting on 28-of-29 FGAs and 57 of 59 PATs...The Ravens produced the NFL’s No. 1 scoring offense (33.2 ppg) and set a franchise record for points (531)
- Snapped for K Justin Tucker, who nailed a 49-yard boot that marked his second game-winning FG of the season, in the 20-17 victory vs. SF (12/1)
- Snapped for K Justin Tucker, who booted a 40-yard FG to become the fastest kicker in NFL history (118 games) to score 1,000 career points in the 23-17 victory vs. Cin. (10/13)
- Snapped for K Justin Tucker, who kicked a 46-yard FG in OT to seal the Ravens’ victory in the 26-23 win at Pit. (10/6)...In the win, Tucker was 4-for-4 on FGAs and 2-of-2 on PATs (14 total points)
- Helped K Justin Tucker connect on all 3 FGAs, hitting from 33, 28 and 51 yards in the 23-17 win vs. Ari. (9/15)...Since 2016, Tucker has made a league-high 21 FGs of 50-plus yards (is 21-of-25 on such kicks)

2018: (BALTIMORE RAVENS – 16/0, 1/0)

- Snapped on 65 punts, 36 PATs and 39 FGAs, helping the Ravens once again produce one of the NFL’s top kicking units with P Sam Koch and K Justin Tucker...Tucker earned first-team All-Pro honors
- Also posted 1 special teams tackle on the season
- Snapped on 3 FGM, including a season-long-tying 56-yarder from K Justin Tucker, and recorded 1 special teams tackle in the victory at LAC (12/22)
- Handled all snapping duties, helping K Justin Tucker connect on all 4 FGAs in the 26-16 win at Atl. (12/2)
- Handled all snapping duties, helping K Justin Tucker connect on all 3 FGAs – including a season-long 56-yarder – in the 24-21 win vs. Cin. (11/18)
- Snapped on 4 FGM from K Justin Tucker in the 26-14 win at Pit. (9/30)
- Snapped on each of K Justin Tucker’s two 52-yard FGs in the 27-14 win vs. Den. (9/23)...Tucker now has six-career games with multiple 50-plus-yard FGs, the most in NFL history
- Handled all snapping duties, helping K Justin Tucker boot a 55-yard FG at Cin. (9/13)
- Snapped on 2 FGM from K Justin Tucker and helped P Sam Koch register 5 punts for 257 yards (51.4 gross avg.), including 3 punts inside the 20, in the 47-3 season-opening win vs. Buf. (9/9)

2017: (BALTIMORE RAVENS – 16/0, 0/0)

- Snapped on punts and kicks, helping P Sam Koch place a



46 MORGAN COX

franchise-record and NFL-best 40 punts inside the 20 and K Justin Tucker make 34 of 37 FGAs (91.9 %), tying his franchise record of 141 points

- Handled snapping duties, helping P Sam Koch place 4 punts inside the 20, including 3 punts inside the 5-yard line, in a 27-10 win at Cle. (12/17)
- Snapped on punts, FGAs and PATs, helping P Sam Koch place 5 of 7 punts inside the 20, in a shutout victory at GB (11/19)
- Snapped on 3 FGM, including a season-long 57-yarder from K Justin Tucker...Added 1 special teams tackle at Min. (10/22)
- Handled snapping duties, helping K Justin Tucker connect on 3 FGs and P Sam Koch boot 7 punts for 386 yards (55.0 avg.) vs. Chi. (10/15)...Koch's 55.0-yard gross average stands as a Ravens' single-game record
- Snapped on 2 FGM from K Justin Tucker and helped P Sam Koch register 6 punts for 250 yards (41.3 gross avg), including 2 punts inside the 20, in the 20-0 season-opening victory at Cin. (9/10)

2016: (BALTIMORE RAVENS – 16/0)

- Earned his second-straight Pro Bowl nod after handling all snapping duties and helping K Justin Tucker score a franchise-record 141 points by connecting on 37 of 38 FGAs (lone miss was a block), including 10 of 10 from 50-plus yards...Helped Tucker earn a second Pro Bowl invitation and become a unanimous first-team All-Pro selection
- Appeared in his 100th-career game vs. Phi. (12/18)
- Snapped on 4 FGM from K Justin Tucker, who became the first kicker in NFL history to make 3 FGs of 50-plus yards in the first half of a game (52, 57, & 54 yards), in the 19-14 win vs. Cin. (11/27)...Snapped to P Sam Koch on the last play of the game, in which he helped run the clock down and took a safety to win

2015: (BALTIMORE RAVENS – 16/0)

- Named to his first-career Pro Bowl after snapping on 74 punts, 29 PATs and 40 FGAs
- Helped P Sam Koch earn first-career Pro Bowl invite with 46.7 gross and 42.9 net averages
- Snapped on 2 FGM and 1 PAT from K Justin Tucker, who became the fastest kicker in NFL history to reach the 500-point milestone (60 games), at Mia. (12/6)

2014: (BALTIMORE RAVENS – 7/0)

- Saw action in the first seven games of the season, snapping on 21 punts, 19 PATs and 18 FGAs, before tearing his ACL...Placed on Injured Reserve on 10/20

- Snapped on punts, FGAs and PATs before leaving the game with a torn ACL in the 29-7 victory vs. Atl. (10/19)

2013: (BALTIMORE RAVENS – 16/0)

- Snapped on 91 punts, 41 FGAs and 26 PATs, and tied a career high with 2 special teams stops
- Snapped on a franchise-record 6 FGM, including a franchise-record 61-yard game-winner by K Justin Tucker, in the 18-16 victory at Det. (12/16)

2012: (BALTIMORE RAVENS – 16/0, 4/0)

- Tied a career-high 2 special teams tackles while snapping on 83 punts, 42 PATs and 33 FGAs
- Played in all four playoff games, snapping on 16 PATs, 22 punts and 4 FGAs in the Ravens' Super Bowl XLVII title run
- Snapped on a franchise-record 7 PATs, punts and FGAs, and the successful fake FGA that P Sam Koch ran in for a TD in the 55-20 win vs. Oak. (11/11)

2011: (BALTIMORE RAVENS – 16/0, 2/0)

- Snapped on 73 punts, 40 PATs and 39 FGAs
- Snapped on punts, FGAs and PATs, including a fake that P Sam Koch ran in for a 2-point conversion, in the 35-7 victory vs. Pit. (9/11)

2010: (BALTIMORE RAVENS – 15/0)

- Snapped in 15 games and posted 2 special teams tackles before being placed on Injured Reserve (knee)
- Snapped on 3 punts, both PATs and two FGAs after tearing his ACL in the second quarter at Cle. (12/26)
- Snapped on 6 punts and 1 FGA in NFL debut at NYJ (9/13)

— COLLEGE —

- Played 38 games in three seasons as the Volunteers' primary snapper...Redshirted as a true freshman (2005)
- Snapped on punts and kicks and registered 3 special teams tackles as a senior at Tennessee
- Helped K Daniel Lincoln earn consensus Freshman All-SEC and All-American honors as a sophomore
- Graduated with a degree in accounting

— HIGH SCHOOL —

- Prepped at Evangelical Christian (Memphis, TN) HS, helping guide the Eagles to a State Championship appearance as a senior and the semifinal game as a junior
- Earned All-State honorable mention and the Memphis Commercial Appeal Best of Preps Award as a senior

46 MORGAN COX



— COX'S COMMUNITY IMPACT —

- Alongside teammates, attended the inaugural Bradley and Nikki Bozeman Foundation Halloween Costume Party in support of the foundation's anti-bullying initiative (2019)
- Participated in the organization-wide day of service, Caw to Action – a celebration of the NFL's Huddle for 100 initiative (2019)
- Participated in Anthony Levine Sr.'s 10th Annual Home Run Derby & Softball Game with Ravens teammates (2019)
- Honored students with perfect attendance with customized t-shirts in partnership with Agape North at KIPP Baltimore Academy in Baltimore City (2018)
- Played an integral part in leading the Ravens' social justice initiatives by participating in the announcement of the HVAC donation from the Players' Social Justice Fund at Lakewood Elementary (2018)
- Helped distribute shoes to students at Collington Square Elementary/Middle School with Samaritan's Feet (2018)
- Attended the first TeamSmile event in Baltimore, which helps give underserved Baltimore City students free dental care (2018)
- Joined teammates to sign autographs and play games during the Ravens' A Purple Evening, the team's annual event dedicated to female fans (2018)
- Participated in the team's KaBoom! playground build in the Douglass Homes neighborhood alongside teammates, Ravens staff and volunteers (2018)...Also helped refurbish a Boys & Girls Club in Northwest Baltimore (2019)
- Participated in a police ride along with law enforcement officials in West Baltimore to meet with local youth and discuss topics surrounding social justice (2017)
- Competed in the Players Philanthropy Fund (PPF) Celebrity Cornhole Challenge fundraiser (2017-18)
- Joined teammates in serving as a celebrity shopper at the Ravens' annual Holiday Helpers event at Target to shop for holiday gifts with Baltimore youth in need (2014-15, 2017-19)
- Helped distribute coats and cold-weather gear to residents at the annual Helping Up Mission coat distribution (2017, 2019)
- Visited with patients unable to go home for the holidays at Medstar Union Memorial Hospital (2015)
- Joined Ravens alumni and teammates during Jameel McClain's 53 Families Thanksgiving event to serve a warm meal to families in need (2017-18) and served 500 hot meals to homeless Baltimore men at former player Bart Scott's annual Helping Up Mission Thanksgiving dinner (2015)
- Consistently supports programs benefitting the wellbeing of animals...Participated in the fourth annual Pawject Runway show at Royal Farms Arena benefitting BARCS Animal Shelter in Baltimore (2016), joined teammates to host a Photos with Santa event at the Downtown Dog Resort to benefit the Baltimore Animal Rescue and Care Shelter (2015) and was an honorary participant in the Maryland SPCA annual March for Animals (2014)
- Teamed up with the Ravens, United Way of Central Maryland, Verizon Wireless and EverFi to launch the NFL's Character Playbook Initiative that teaches students the necessary skills to help cultivate character and maintain healthy relationships (2016)
- Participated in the Ravens' Sip' N Paint event for breast cancer survivors and patients (2015)
- Helped promote PLAY 60, the NFL movement for an active generation by participating in a PLAY 60 assembly at Runnymede Elementary (2015)...Hosted a Fuel Up to PLAY 60 school visit at his old elementary school in his hometown in Tennessee (2014)...Participated in a PLAY 60/Project ACES Kickoff Event at Piney Ridge Elementary School (2014)
- Consistently supports programs benefiting the military...Stuffed holiday care packages for USO service members and their families (2017), participated in a workout alongside members of the Wounded Warrior Project at the Under Armour Performance Center (2015), served a holiday dinner to homeless veterans at the Maryland Center for Veterans Education and Training (MCVET) facility (2014), and joined teammates at BWI Thurgood Marshall Airport to distribute t-shirts, sign autographs and welcome home troops who had been serving overseas (2013)
- Represented the team, alongside Ravens president Dick Cass, at the Opening Ceremony for the City Springs Community Athletic Complex (2014)
- Participated in the Ravens Foundation Habitat for Humanity home build in Washington Village (2013)
- Consistently supports team and teammates' charitable endeavors, including the Goodwill Gridiron Halloween party to benefit Goodwill Industries of the Chesapeake, the Ravens annual Hometown Huddle TEAM Challenge, the Ravens annual GamePlanEarth initiatives, and former teammates Benjamin Watson's Big BENefit Holiday Shopping Event, Lardarius Webb's Charity Softball Game and Steve Smith Sr.'s Charity Fashion Show
- Was the Ravens' 2011 Ed Block Courage Award recipient for his courage on and off the field



46 MORGAN COX

MORGAN COX'S NFL REGULAR SEASON SPECIAL TEAMS STATISTICS

DATE	TEAM	GP	GS	TK	S	A	FF	FR
2010	Ravens	15	0	1	1	0	0	0
2011	Ravens	16	0	0	0	0	0	0
2012	Ravens	16	0	2	1	1	0	0
2013	Ravens	16	0	2	2	0	0	1
2014	Ravens	7	0	0	0	0	0	0
2015	Ravens	16	0	0	0	0	0	0
2016	Ravens	16	0	2	1	1	0	0
2017	Ravens	16	0	1	1	0	0	0
2018	Ravens	16	0	1	1	0	0	0
2019	Ravens	16	0	0	0	0	0	0
NFL TOTALS		150	0	9	7	2	0	1





35 GUS EDWARDS

RUNNING BACK
6-1 | 238

COLLEGE: RUTGERS

BORN: 4/13/95, STATEN ISLAND, NY

EXP. (NFL/RAVENS): 3/3 GP/GS (PLAYOFFS): 27/7 (2/1)



— KEY TRANSACTIONS —

- Activated from the Ravens' practice squad on 10/13/18
- Signed to Baltimore's practice squad on 9/2/18
- Signed with Baltimore as a rookie free agent on 5/4/18

— CAREER HIGHLIGHTS —

- In 2019, rushed for 711 yards and 2 TDs on 133 attempts for the NFL's No. 1 scoring offense (33.2 ppg) and helped set new single-season franchise records for total TDs (64), points (531), rushing yards (3,296) and total net yards (6,521)...The Ravens became the first team in NFL history to to average at least 200 rushing (206.0) and 200 net passing (201.6) yards per game in a season
- Rushed for a career-high 130 yards on 21 attempts and helped the Ravens set a new NFL single-season record for rushing yards (3,296) in the 28-10 victory vs. Pit. (12/29/19)
- As a rookie In 2018, posted a team-high 718 rushing yards and 2 TDs on 137 carries for the NFL's second-ranked rushing attack (152.6 ypg)
- In 2018, despite not playing until Week 6, finished fifth in the NFL in rushing yards by a rookie RB (second among undrafted players behind Denver's Phillip Lindsay)
- Rushed for over 100 yards, finishing with 118 on 23 carries (5.1 avg.) in the 34-17 win vs. Oak. (11/25/18)...Became the second rookie in franchise history to have back-to-back 100-yard rushing games (Jamal Lewis, 2000, Weeks 12-13)...Edwards is also the sixth undrafted rookie in the NFL's common draft era to produce 100-plus rushing yards in consecutive games
- Rushed for 115 yards and his first-career TD on 17 carries in the 24-21 win vs. Cin. (11/18/18)...Added a successful 2-point conversion run that tied the score at 21 late in the third quarter...Edwards' 115 rushing yards were the most ever by a Ravens' rookie who signed as an undrafted free agent...Edwards and QB Lamar Jackson (119) became the first *rookie* RB-QB teammates to each rush for 100 yards in a game in NFL history

— PERSONAL —

- During the 2020 offseason, began his rapping career under the moniker "Gusto"
- Earned a bachelor's degree from Miami, and while at Rutgers, was a graduate student in the adult & continuing education program

2019: (BALTIMORE RAVENS – 16/1, 1/0)

- Rushed for 711 yards and 2 TDs for the NFL's No. 1 scoring offense (33.2 ppg)...Helped set new single-season franchise records for total TDs (64), points (531), rushing yards (3,296) and total net yards (6,521)
- The Ravens became the first team in NFL history to average at least 200 rushing (206.0) and 200 net passing (201.6) yards per game in a season
- Rushed for a career-high 130 yards on 21 attempts and helped the Ravens set a new NFL single-season record for rushing yards (3,296) in the victory vs. Pit. (12/29)...Marked the fifth 100-yard rushing game of his career
- Totaled 35 yards on 5 carries and helped set a new single-season franchise record for rushing yards in the 42-21 win vs. NYJ (12/12)
- Contributed 55 yards on 14 carries as part of the Ravens' 480 yards of offense (including a season-high 285 rushing) in the win at LAR (11/25)
- Contributed 112 rushing yards and 1 TD on 8 attempts as part of the Ravens' 256 rushing yards in the 41-7 victory vs. Hou. (11/17)...His 63-yard TD marked a career long and is the Ravens' longest rush of the season
- Recorded 27 yards and 1 TD on 7 carries to help Baltimore produce 210 rushing yards in the 37-20 victory vs. NE (11/3)...His 12-yard score marked his first TD of the season and the third of his career
- Gained 35 yards on 8 carries as part of Baltimore's 199 total rushing yards in the 30-16 win at Sea. (10/20)
- Posted 34 yards on 6 carries, helping Baltimore produce 497 yards of offense in the 23-17 victory vs. Cin. (10/13)
- Tallied 56 rushing yards on 17 carries, contributing to 643 yards of total offense and 59 points scored (both franchise records) in the 59-10, season-opening victory at Mia. (9/8)

2018: (BALTIMORE RAVENS – 11/6, 1/1)

- Posted a team-high 718 rushing yards and 2 TDs on 137 carries for the NFL's second-ranked rushing attack (152.6 ypg)...Baltimore finished with the then-second-most rushing yards (2,441) in franchise single-season history...Despite not playing until Week 6, finished fifth in the NFL in rushing yards by a rookie running back (second among undrafted players behind Denver's Phillip Lindsay)
- Contributed 76 of the team's 296 rushing yards in the 26-24 win vs. Cle. (12/30)...The 296 yards set a season high and stand as the third most in franchise single-game history
- Led the team with 92 rushing yards on 14 carries, adding a 13-yard catch, in the 22-10 win at LAC (12/22)...Baltimore rushed for at least 150 yards in the sixth-consecutive game

35 GUS EDWARDS

- Produced a game-high 104 yards on 19 carries in the win vs. TB (12/16)...With 242 rushing yards, Baltimore rushed for over 190 yards in its fifth-straight game, marking the NFL's first such occurrence by a team since 1976 (Steelers)
- Recorded 16 carries for 67 yards at KC (12/9), contributing to the Ravens' 194 rushing yards...Baltimore became the first team since 2003 (Denver) to rush for at least 190 yards in four-consecutive games
- Led the team with 21 carries for 82 yards in the 26-16 win at Atl. (12/2), helping the Ravens rush for 207 yards...Marked the first time in franchise history Baltimore rushed for at least 200 yards in three-consecutive games
- For the second-straight week, rushed for over 100 yards, finishing with 118 on 23 carries (5.1 avg.) in the 34-17 win vs. Oak. (11/25)...Became the second rookie in franchise history to have back-to-back 100-yard rushing games (Jamal Lewis, 2000, Weeks 12-13)...Edwards became the sixth undrafted rookie in the NFL's common draft era to produce 100-plus rushing yards in consecutive games
- Rushed for 115 yards and his first-career TD on 17 carries in the 24-21 win vs. Cin. (11/18)...Added a successful 2-point conversion run that tied the score at 21 late in the third quarter...Edwards' 115 rushing yards are the most ever by a Ravens' rookie who signed as an undrafted free agent...Edwards and QB Lamar Jackson (119) became the first *rookie* RB-QB teammates to each rush for 100 yards in a game in NFL history

— COLLEGE —

- Spent the first four years (2013-16) of his career playing for the Miami Hurricanes and then transferred to Rutgers as a fifth-year senior in 2017
- Starting all 12 games at Rutgers in 2017, split the Homer Hazel Award for the team's MVP with Sebastian Joseph...Rushed for 512 yards in conference play, the most by a Scarlet Knight in a season since Rutgers joined the Big Ten Conference
- Saw action in 11 games as a redshirt junior (2016) at Miami, totaling 290 rushing yards and 1 TD on 59 carries
- Received a medical redshirt in 2015 after sustaining a season-ending foot injury in a scrimmage

— HIGH SCHOOL —

- Prepped at Tottenville (Staten Island, NY) HS, where he led his team to the playoffs by rushing for 868 yards and 11 TDs as a senior
- Three-star recruit by ESPN, 247Sports, Rivals and Scout...Rated as nation's No. 1 fullback by Rivals...Rated No. 40 nationally among running backs by 247Sports and No. 46 by Scout



— EDWARDS' COMMUNITY IMPACT —

- Attended the Ravens' annual Holiday Helpers event at Target to shop for gifts with Baltimore youth in need (2019)
- Held a Q&A session with students alongside Bright Future Mental Health Services (2019)
- Joined teammates to sign autographs and play games during the Ravens' A Purple Evening, the team's annual event dedicated to female fans (2019)
- Participated in the organization-wide day of service, Caw to Action – a celebration of the NFL's Huddle for 100 initiative (2019)
- Participated in Anthony Levine Sr.'s 10th Annual Home Run Derby & Softball Game with Ravens teammates (2019)
- Assisted with director of player engagement Jameel McClain's 53 Families Foundation Football & Fitness Clinic (2019)
- Participated in the Ravens' Signature Project with M&T Bank to renovate the facility and visit with children at the Webster Kendrick Boys & Girls Club in Baltimore (2019)
- Participated in the Ravens' Hometown Huddle for a day of play at the UA House in downtown Baltimore to promote the Ravens' PLAY 60 message (2018)

GUS EDWARDS' NFL REGULAR SEASON RUSHING/RECEIVING STATISTICS

DATE	TEAM	GP	GS	RUSHING					RECEIVING				
				NO.	YDS.	AVG.	LG	TD	NO.	YDS.	AVG.	LG	TD
2018	Ravens	11	6	137	718	5.2	43	2	2	20	10.0	13	0
2019	Ravens	16	1	133	711	5.3	63t	2	7	45	6.4	10	0
NFL TOTALS		27	7	270	1,429	5.3	63t	4	9	65	7.2	13	0



35 GUS EDWARDS

GUS EDWARDS' NFL POSTSEASON RUSHING/RECEIVING STATISTICS

DATE	TEAM	GP	GS	RUSHING					RECEIVING				
				NO.	YDS.	AVG.	LG	TD	NO.	YDS	AVG	LG	TD
2018	Ravens	1	1	8	23	2.9	5	0	0	0	0.0	0	0
2019	Ravens	1	0	3	20	6.7	19	0	0	0	0.0	0	0
NFL TOTALS		2	1	11	43	3.9	19	0	0	0	0.0	0	0

SINGLE-GAME HIGHS: RUSHING/RECEIVING

Rush Attempts 23 vs. Oakland Raiders, Nov 25, 2018
Rushing Yards 130 vs. Pittsburgh Steelers, Dec 29, 2019
Longest Runs 63t vs. Houston Texans, Nov 17, 2019
Rushing TDs 1 vs. Houston Texans, Nov 17, 2019
 ...3 more at 1.
Receptions 2 at Kansas City Chiefs, Sep 22, 2019

Receiving Yards 15 at Kansas City Chiefs, Sep 22, 2019
Longest Receptions 13 at Los Angeles Chargers, Dec 22, 2018
All-purpose yards 132 vs. Pittsburgh Steelers, Dec 29, 2019
Most TDs 1 vs. Houston Texans, Nov 17, 2019
 ...3 more at 1.

100-YARD RUSHING GAMES (5): REGULAR SEASON

DATE	TEAM	ATT.	YDS.	AVG.	LG	TD
11/18/18	BENGALS	17	115	6.8	17	1
11/25/18	RAIDERS	23	118	5.1	19	0
12/16/18	BUCCANEERS	19	104	5.5	26	1
11/17/19	TEXANS	8	112	14.0	63t	1
12/29/19	STEELERS	21	130	6.2	38	0

2019 GAME-BY-GAME REGULAR SEASON STATISTICS (RAVENS)

DATE	OPPONENT	P/S	RUSHING					RECEIVING					W/L	SCORE
			NO	YDS	AVG	LG	TD	NO	YDS	AVG	LG	TD		
09/08	at Dolphins	P	17	56	3.3	11	0	0	0	0.0	0	0	W	59-10
09/15	Cardinals	P	3	11	3.7	4	0	0	0	0.0	0	0	W	23-17
09/22	at Chiefs	P	7	53	7.6	15	0	2	15	7.5	10	0	L	28-33
09/29	Browns	P	6	28	4.7	14	0	1	8	8.0	8	0	L	25-40
10/06	at Steelers	P	5	17	3.4	7	0	1	6	6.0	6	0	W	26-23+
10/13	Bengals	P	6	34	5.7	25	0	0	0	0.0	0	0	W	23-17
10/20	at Seahawks	P	8	35	4.4	14	0	0	0	0.0	0	0	W	30-16
11/03	Patriots	P	7	27	3.9	12t	1	0	0	0.0	0	0	W	37-20
11/10	at Bengals	P	4	17	4.3	8	0	0	0	0.0	0	0	W	49-13
11/17	Texans	P	8	112	14.0	63t	1	0	0	0.0	0	0	W	41-7
11/25	at Rams	P	14	55	3.9	11	0	0	0	0.0	0	0	W	45-6
12/01	49ers	P	6	15	2.5	4	0	1	7	7.0	7	0	W	20-17
12/08	at Bills	P	4	20	5.0	7	0	0	0	0.0	0	0	W	24-17
12/12	Jets	P	5	35	7.0	28	0	0	0	0.0	0	0	W	42-21
12/22	at Browns	P	12	66	5.5	10	0	1	7	7.0	7	0	W	31-15
12/29	Steelers	S	21	130	6.2	38	0	1	2	2.0	2	0	W	28-10
2019 TOTALS		16-1	133	711	5.3	63t	2	7	45	6.4	10	0	14-2	

+ - Overtime



62 PARKER EHINGER

GUARD

6-6 | 310

COLLEGE: CINCINNATI

BORN: 12/30/92, ROCKFORD, MI

EXP. (NFL/RAVENS): 4/2 GP/GS (PLAYOFFS): 8/6



— KEY TRANSACTIONS —

- Re-signed by the Ravens on 7/28/20
- Placed on Injured Reserve (shoulder) on 1/8/20
- Elevated to the Ravens' 53-man roster on 11/30/19
- Signed to the Baltimore practice squad on 9/16/19
- Released by the Cardinals on 9/1/19
- Signed by Arizona on 8/2/19
- Waived by the Jaguars on 5/9/19
- Acquired by Jacksonville on 4/11/19
- Released by the Cowboys on 4/10/19
- Placed on Injured Reserve by Dallas (knee) on 9/7/18
- Acquired by the Cowboys on 8/31/18
- Placed on Injured Reserve by the Chiefs on 11/5/16
- Selected by Kansas City in the fourth round (105th overall) of the 2016 NFL Draft

— CAREER HIGHLIGHTS —

- Helped the Ravens set a new single-season record for rushing yards (3,296) by producing 223 against the Steelers in Week 17 (12/29/19) before being placed on Injured Reserve on 1/8/20
- While with the Chiefs, helped rookie QB Patrick Mahomes go 22-of-35 for 284 yards in Mahomes' first NFL appearance in Week 16 of the 2017 season (12/31/17)
- In his NFL debut, blocked for QB Alex Smith, who completed 34 of 48 passes for 363 yards and 2 TDs (9/11/16)

— PERSONAL —

- Enjoys hunting deer, turkey, duck and rabbit and fishing in northern Michigan in the offseason
- Likes '70s rock, '80s hair metal and '90s alternative music and regularly attends concerts...Def Leppard and Lynyrd Skynyrd are favorite concert experiences
- Majored in criminal justice at Cincinnati
- **Name is pronounced: EN-gur**

- Was signed to the Ravens' practice squad on 9/16 and elevated to the 53-man roster on 11/30

2018: (DALLAS COWBOYS— 0/0)

- Suffered a knee injury in practice and was placed on Injured Reserve on 9/7
- Acquired by the Cowboys on 8/31/18 in exchange for CB Charvarious Ward

2017: (KANSAS CITY CHIEFS – 1/1)

- Was either a gameday inactive or did not make an appearance in Weeks 1-16...Made his season debut in the Chiefs' regular season finale, where he started at RG and played every snap at Den. (12/31)

2016: (KANSAS CITY CHIEFS – 5/4)

- Appeared in five games (four starts) at LG for the Chiefs before being placed on Injured Reserve (knee) on 11/5
- Helped block for QB Alex Smith as the starting LG for an O-line that didn't allow a sack in the 27-21 win vs. NO (10/23)
- Helped Kansas City accumulate its second-highest rushing output (183 yards) of the season, adding 3 rushing TDs in the win at Oak. (10/16)
- Made his NFL debut as the Chiefs' starting LG in Week 1 vs. SD (9/11)...Helped block for QB Alex Smith, who finished with a season-high 363 passing yards in the 33-27 victory

— COLLEGE —

- Played in 52 games (51 starts) during his collegiate career
- Was one of four team captains and earned first-team All-American Athletic Conference honors as a senior...Blocked for a Bearcats' offense that ranked fifth nationally in total offense (559.4 ypg), fourth nationally in passing (373.1 ypg) and fourth in the conference in rushing (186.3 ypg)
- As a junior in 2014, was an integral part of an O-line that propelled the Bearcats' offense to the second most total yards (5,982) in school history
- In his sophomore season, blocked for an offense that allowed only 12 sacks during the regular season, leading the AAC and tied for 11th best in the FBS

— HIGH SCHOOL —

- Prepped at Rockford (MI) HS, where he was a two-year starter on the O-line and made contributions at TE
- Received Division 1-2 All-State honors and was named to the Detroit Free Press "Dream Team" as a senior following an 11-2 campaign...The Rams also earned a district championship and an appearance in the state semifinals
- Competed in track and field, throwing discus and shot put

2019: (BALTIMORE RAVENS – 2/1)

- Placed on Injured Reserve on 1/8/20
- Made his first start of the season at RG in the 28-10 victory vs. Pit. (12/29)...Helped the Ravens set a new NFL single-season record for rushing yards (3,296) by producing 223 yards vs. the Steelers
- Played his first snaps as a Raven, including 11 on offense and 5 on special teams, in the 42-21 win vs. NYJ (12/12)





32 DESHON ELLIOTT

SAFETY

6-1 | 210

COLLEGE: TEXAS

BORN: 4/21/97, DALLAS, TX

EXP. (NFL/RAVENS): 3/3 GP/GS (PLAYOFFS): 6/0



— KEY TRANSACTIONS —

- Placed on Injured Reserve (knee) on 10/15/19
- Placed on Injured Reserve after suffering a fractured forearm in the preseason win at Mia. (8/25/18)
- Was selected by the Ravens in the sixth round (190th overall) of the 2018 NFL Draft...Was the first of Baltimore's three picks in the round (T Greg Senat, 212th and C Bradley Bozeman, 215th)

— CAREER HIGHLIGHTS —

- Played in six games in 2019, recording 3 tackles and 1 PD, before being placed on IR (knee) on 10/15/19

— PERSONAL —

- Nickname is "The Joker"...Is a fan of the character and created a celebratory move inspired by the villain
- Enjoys skateboarding and is a big movie buff
- Majored in corporate communications at Texas

- Made his NFL debut in the 59-10, season-opening victory at Mia (9/8), posting his first-career special teams tackle

2018: (BALTIMORE RAVENS – 0/0, 0/0, INJURED RESERVED)

- Spent the entire season on Injured Reserve after suffering a fractured forearm in the preseason

— COLLEGE —

- Started in all 12 games he appeared in his junior year, recording 63 tackles (50 solo), 15 PD, 6 INTs and 3 FFs
- In 2017, his 127 return yards on 6 INTs were the fourth-most in school history for a single season
- Returned an INT for a career-long 43 yards vs. Baylor
- In 2017, recorded first-career interception return for a TD (38 yards) at USC
- Earned several honors his final season at Texas, including first-team All-American by AFCA, *Associated Press*, FWA, *The Sporting News* and WCFF, first-team All-Big 12 by league's coaches and AP
- Named Jim Thorpe Award finalist, awarded annually to the nation's best defensive back (2017)

— HIGH SCHOOL —

- Prepped at Rockwall-Heath (Rockwall, TX) HS, where he was an All-State and two-time All-District honoree and a 2015 Under Armour All-America Game participant
- As a senior, recorded 81 tackles, 5 PD, 3 INTs (1 returned for TD), 2 TFL and 1 FF, despite missing two games
- Also saw action on offense and special teams, catching 15 passes for 226 yards and 3 TDs and returning 7 punts

2019: (BALTIMORE RAVENS – 6/0, 0/0)

- Played in six games, recording 3 tackles and 1 PD, before being placed on Injured Reserve (knee) on 10/15
- Recorded his first-career PD for a defense that limited the Bengals to 250 yards in the 23-17 victory vs. Cin. (10/13)
- Part of a defense that allowed just 269 total yards in the 26-23 OT victory at Pit. (10/6)
- Tallied his first-career tackles (2 solo) vs. Cle. (9/29)
- Part of a defense that held the Cardinals to 20 rushing yards and 2-of-11 (18%) on third down in the win vs. Ari. (9/15)



— ELLIOTT'S COMMUNITY IMPACT —

- Supported former teammate at Tony Jefferson's Shop with a Jock event for Baltimore youth at the holidays (2019)
- Alongside teammates, participated as a celebrity bowler in Anthony Levine Sr.'s Celebrity Bowling Night to benefit his 4every1 Foundation (2019)
- Visited with patients unable to go home for the holidays at Medstar Union Memorial Hospital (2018)

DESHON ELLIOTT'S NFL REGULAR SEASON DEFENSIVE STATISTICS

DATE	TEAM	GP	GS	TACKLES							INTERCEPTIONS					FUMBLES			ST				MISC					
				TK	S	A	TFL	YDS	SK	YDS	QBH	NO	YDS	LG	TD	PD	FF	FR	YDS	TK	S	A	FF	FR	S	A		
2018	Ravens	0	0	0	0	0	0	0	0	0.0	0.0	0	0	0	0	0	0	0	0	0	0	0	0	0	0	0	0	
2019	Ravens	6	0	3	3	0	0	0	0	0.0	0.0	0	0	0	0	1	0	0	0	0	0	0	3	3	0	0	0	0
NFL TOTALS		6	0	3	3	0	0	0	0	0.0	0.0	0	0	0	0	1	0	0	0	0	0	0	3	3	0	0	0	0

32 DESHON ELLIOTT

SINGLE-GAME HIGHS: DEFENSIVE

Total Tackles
Passes Defensed

2 vs. Cleveland Browns, Sep 29, 2019
1 vs. Cincinnati Bengals, Oct 13, 2019

Special Teams Tackles

1 at Pittsburgh Steelers, Oct 06, 2019
...2 more at 1.

2019 GAME-BY-GAME REGULAR SEASON STATISTICS (RAVENS)

DATE	OPPONENT	P/S	TACKLES							INTERCEPTIONS					FUMBLES			ST				MISC		W/L	SCORE			
			TK	S	A	SK	YDS	TFL	YDS	QBH	NO	YDS	LG	TD	PD	FF	FR	YDS	TK	S	A	FF	FR			S	A	
09/08	at Dolphins	P	0	0	0	0.0	0.0	0	0	0	0	0	0	0	0	0	0	0	0	0	0	0	0	0	0	0	W	59-10
09/15	Cardinals	P	0	0	0	0.0	0.0	0	0	0	0	0	0	0	0	0	0	0	0	0	0	0	0	0	0	W	23-17	
09/22	at Chiefs	P	0	0	0	0.0	0.0	0	0	0	0	0	0	0	0	0	0	0	0	0	0	0	0	0	0	L	28-33	
09/29	Browns	P	2	2	0	0.0	0.0	0	0	0	0	0	0	0	0	0	0	0	0	0	0	0	0	0	0	L	25-40	
10/06	at Steelers	P	0	0	0	0.0	0.0	0	0	0	0	0	0	0	0	0	0	0	0	0	0	0	0	0	0	W	26-23+	
10/13	Bengals	P	1	1	0	0.0	0.0	0	0	0	0	0	0	1	0	0	0	0	0	0	0	0	0	0	0	W	23-17	
10/20	at Seahawks																									W	30-16	
11/03	Patriots																									W	37-20	
11/10	at Bengals																									W	49-13	
11/17	Texans																									W	41-7	
11/25	at Rams																									W	45-6	
12/01	49ers																									W	20-17	
12/08	at Bills																									W	24-17	
12/12	Jets																									W	42-21	
12/22	at Browns																									W	31-15	
12/29	Steelers																									W	28-10	
2019 TOTALS		6-0	3	3	0	0.0	0.0	0	0	0	0	0	0	0	1	0	0	0	3	3	0	0	0	0	0	0	14-2	

+ - Overtime





71 JUSTIN ELLIS

DEFENSIVE TACKLE
6-2 | 350

COLLEGE: LOUISIANA TECH
BORN: 12/27/90, NEVILLE, LA
EXP. (NFL/RAVENS): 7/2 GP/GS (PLAYOFFS): 70/42 (2/0)



— KEY TRANSACTIONS —

- Re-signed by the Ravens (one-year contract) on 3/21/20
- Signed by the Ravens on 11/12/19
- Placed on Injured Reserve by Oakland on 8/31/19 and was later released on 10/8/19
- Signed a contract extension with the Raiders on 3/12/18
- Originally selected by the Raiders in the fourth round (107th overall) of the 2014 NFL Draft

— HONORS —

- PFWA and *Sports Illustrated* All-Rookie teams (2014)

— CAREER HIGHLIGHTS —

- In 2019, recorded 6 tackles in four games, helping Baltimore's defense rank No. 3 in points (17.6) and No. 4 in yards (300.6) allowed per game
- In 2017 with Oakland, appeared in 16 games, setting a career high with 48 tackles and adding a half-sack
- As a rookie in 2014, appeared in all 16 games, earning *Sports Illustrated* and PFWA All-Rookie honors

— PERSONAL —

- Nicknamed "Jelly" by his high school football coach
- Participated in numerous Oakland community events...Helped the Raiders host the UCSF Benioff Children's Hospital Pediatric Prom (2017) and hosted a "Skills and Drills" football camp in his hometown of Monroe, LA

2016: (OAKLAND RAIDERS – 16/4, 1/0)

- Saw action in all 16 games (four starts) and totaled 21 tackles (15 solo)
- Made his first-career postseason appearance, tallying 2 solo tackles in the Wild Card game at Hou. (1/7/17)
- Part of a defense that limited the Broncos' rushing attack to only 33 yards on the ground vs. Den. (11/6)
- Set a season high with 3 solo tackles in the season opener at NO (9/11)

2015: (OAKLAND RAIDERS – 12/9, 0/0)

- Appeared in 12 games (nine starts), missing time early in the season with an ankle injury...Totaled 22 tackles and 1 PD
- Part of a defensive unit that ranked fifth in the league in rushing defense (91.1 yards per game)
- Posted 3 tackles in five separate contests

2014: (OAKLAND RAIDERS – 16/14, 0/0)

- Played in all 16 games (14 starts) as a rookie and collected 21 tackles (16 solo) and 1 PD...Earned *Sports Illustrated* and PFWA All-Rookie honors
- Part of a dominant defensive effort, helping limit the Bills to just 13 rushing yards, which tied for the third-lowest opponent total in franchise history, vs. Buf. (12/21)
- Recorded his first-career PD, batting down a QB Peyton Manning pass vs. Den. (11/9)
- Made NFL debut and tallied 1 tackle at NYJ (9/7)

— COLLEGE —

- Played in 37 games (25 starts) at Louisiana Tech from 2010-13, with 14 starts coming at DT and 11 at nose guard...Totaled 102 tackles (37 solo), 2.5 sacks, 3 PD, 2 FFs and 2 FRs
- Started in all 12 games his senior season and earned All-Conference USA honorable mention after posting 48 tackles and 1.5 sacks

— HIGH SCHOOL —

- Prepped at Neville (Monroe, LA) HS, where he was named first-team All-State by the Louisiana Sports Writers Association as a senior and second-team All-State by the Louisiana Football Coaches Association as a junior...Also twice earned All-Northeast Louisiana honors from *The News-Star* (Monroe, LA)
- Lettered in track and field, finishing third in state of Louisiana in the shot put as a junior

2019: (BALTIMORE RAVENS – 4/0, 1/0)

- After signing to the Ravens' 53-man roster in Week 11, posted 6 tackles in four games, helping Baltimore's defense rank No. 3 in points (17.6) and No. 4 in yards (300.6) allowed per game
- In his Ravens debut, posted 3 tackles as part of a defense that limited the Texans to 232 total yards in the 41-7 victory vs. Hou. (11/17)

2018: (OAKLAND RAIDERS – 6/1, 0/0)

- Missed 10 games after suffering a foot injury in Week 1...Played in the final five games, totalling 7 tackles (3 solo)
- Notched a season-high 4 tackles (1 solo) at KC (12/30)

2017: (OAKLAND RAIDERS – 16/14, 0/0)

- Played in all 16 games for the second-straight year and tied a career high with 14 starts...Posted a career-high 48 tackles (27 solo) and a half-sack
- Recorded a career-high 7 tackles (3 solo) vs. KC (10/19)
- Notched a half-sack at Ten. (9/10)

71 JUSTIN ELLIS



— ELLIS' COMMUNITY IMPACT —

- Attended the Ravens' annual Holiday Helpers event at Target to shop for gifts with Baltimore youth in need (2019)
- Holds his annual Skills and Drills Football Camp for football athletes ages 8-15 in his hometown of Monroe, Louisiana (2017-19)
- Has continuously supported youth-driven initiatives by representing Current Phenomenon, Inc., a non-profit based in his hometown aimed at supporting underprivileged youth, through the NFL's My Cause My Cleats campaign (2017-18)
- While with the Raiders, was extremely active in the community, participating in multiple community events including hospital visits, various camps, and hosting the UCSF Benioff Children's Hospital Pediatric Prom alongside the Raiders

JUSTIN ELLIS' NFL REGULAR SEASON DEFENSIVE STATISTICS

DATE	TEAM	GP	GS	TACKLES							INTERCEPTIONS					FUMBLES			ST				MISC					
				TK	S	A	TFL	YDS	SK	YDS	QBH	NO	YDS	LG	TD	PD	FF	FR	YDS	TK	S	A	FF	FR	S	A		
2014	Raiders	16	14	21	16	5	1	1	0.0	0.0	1	0	0	0	0	1	0	0	0	0	0	0	0	0	0	0	0	0
2015	Raiders	12	9	22	19	3	2	1	0.0	0.0	1	0	0	0	0	1	0	0	0	0	0	0	0	0	0	0	0	0
2016	Raiders	16	4	21	15	6	1	0	0.0	0.0	0	0	0	0	0	0	0	0	0	0	0	0	0	0	0	0	0	0
2017	Raiders	16	14	48	27	21	1	1	0.5	0.5	1	0	0	0	0	0	0	0	0	0	0	0	0	0	0	0	0	0
2018	Raiders	6	1	7	3	4	1	1	0.0	0.0	0	0	0	0	0	0	0	0	0	0	0	0	0	0	0	0	0	0
2019	Raiders	0	0	0	0	0	0	0	0.0	0.0	0	0	0	0	0	0	0	0	0	0	0	0	0	0	0	0	0	0
				Went from Oakland to Baltimore.																								
2019	Ravens	4	0	6	2	4	0	0	0.0	0.0	0	0	0	0	0	0	0	0	0	0	0	0	0	0	0	0	0	0
2019	TOTAL	4	0	6	2	4	0	0	0.0	0.0	0	0	0	0	0	0	0	0	0	0	0	0	0	0	0	0	0	0
NFL TOTALS		70	42	125	82	43	6	4	0.5	0.5	3	0	0	0	0	2	0	0	0	0	0	0	0	0	0	0	0	0

JUSTIN ELLIS' NFL POSTSEASON DEFENSIVE STATISTICS

DATE	TEAM	GP	GS	TACKLES							INTERCEPTIONS					FUMBLES			ST				MISC					
				TK	S	A	TFL	YDS	SK	YDS	QBH	NO	YDS	LG	TD	PD	FF	FR	YDS	TK	S	A	FF	FR	S	A		
2016	Raiders	1	0	2	0	2	0	0	0.0	0.0	0	0	0	0	0	0	0	0	0	0	0	0	0	0	0	0	0	0
2019	Ravens	1	0	1	1	0	0	0	0.0	0.0	0	0	0	0	0	0	0	0	0	0	0	0	0	0	0	0	0	0
NFL TOTALS		2	0	3	1	2	0	0	0.0	0.0	0	0	0	0	0	0	0	0	0	0	0	0	0	0	0	0	0	0

SINGLE-GAME HIGHS: DEFENSIVE

Total Tackles 7 vs. Kansas City Chiefs, Oct 19, 2017
Sacks 0.5 at Tennessee Titans, Sep 10, 2017

Passes Defensed 1 at Detroit Lions, Nov 22, 2015
 ...1 more at 1.

Tackles For Loss 1 vs. Pittsburgh Steelers, Dec 09, 2018
 ...5 more at 1.





45 JAYLON FERGUSON

OUTSIDE LINEBACKER

6-5 | 270

COLLEGE: LOUISIANA TECH

BORN: 12/14/95, ST. FRANCISVILLE, LA

EXP. (NFL/RAVENS): 2/2 GP/GS (PLAYOFFS): 14/9 (1/1)



— KEY TRANSACTIONS —

- Jaylon Ferguson was selected by the Ravens in the third round (85th overall) of the 2019 NFL Draft...Was the first of two players (WR Miles Boykin) selected in the round

— CAREER HIGHLIGHTS —

- In his rookie season, recorded 31 tackles, 2.5 sacks, 1 PD and 1 FR, helping Baltimore's defense rank No. 3 in points (17.6) and No. 4 in yards (300.6) allowed per game
- Posted a career-high 5 tackles, including 1 TFL in the 45-6 win at LAR (11/25/19)
- Tallied his first-career sack (-7 yards) and first-career FR in the 41-7 victory vs. Hou. (11/17/19)
- With a career-high 46 defensive snaps, notched his first-career TFL in the 30-16 win at Sea. (10/20/19)

— PERSONAL —

- Following a devastating tornado strike, spent time on 2019 draft week lending a helping hand in the relief efforts surrounding his college community of Ruston, LA
- Nickname is "Sack Daddy"
- Graduated with a degree in general studies

- Posted 4 tackles in the 49-13 win at Cin. (11/10)
- With a career-high 46 defensive snaps, posted 3 tackles, including his first-career TFL, and 1 QB hit in the 30-16 win at Sea. (10/20)
- Posted his first-career PD for a defense that limited the Bengals to 250 yards in the 23-17 victory vs. Cin. (10/13)
- Posted his first-career NFL tackle as part of a defense that allowed just 269 total yards in the 26-23 OT win at Pit. (10/6)
- Made his NFL debut at KC (9/22), seeing action on 9 defensive snaps and 8 special teams plays

— COLLEGE —

- Recorded 187 tackles (111 solo), 45 sacks, 8 FFs, 4 FRs and 7 PD in 51 career games at Louisiana Tech
- Broke the all-time NCAA record for career sacks (45), besting longtime Ravens OLB Terrell Suggs, who posted 44 career sacks at Arizona State
- Earned Conference USA Defensive Player of the Year (2018), first-team All-Conference USA (2016-18), first-team All-Louisiana (2016-18) Walter Camp second-team All-America (2018), FWAA second-team All-America (2018), *Sporting News* second-team All-America (2018), *AP* third-team All-America (2018), SoFi Hawaii Bowl Most Outstanding Player (2018), FWAA Freshman All-America (2015), *Sporting News* Freshman All-America (2015), second-team All-Louisiana (2015), All-Conference USA honorable mention (2015) and Conference USA All-Freshman Team (2015)

— HIGH SCHOOL —

- Prepped at West Feliciana (St. Francisville, LA) HS, where he lettered four years in football and basketball
- Earned All-State honors, was an East All-Star and garnered district and metro MVP honors as a senior

2019: (BALTIMORE RAVENS – 14/9, 1/1)

- In his rookie season, recorded 31 tackles, 2.5 sacks, 1 PD and 1 FR, helping Baltimore's defense rank No. 3 in points (17.6) and No. 4 in yards (300.6) allowed per game
- Posted a career-high 5 tackles, including 1 TFL, for a defense that held the Rams to just 22 rushing yards and 221 total yards in the 45-6 win at LAR (11/25)
- Posted 4 tackles, including his first-career sack (-7 yards) and first-career FR, helping limit the Texans to just 232 total yards in the 41-7 victory vs. Hou. (11/17)



— FERGUSON'S COMMUNITY IMPACT —

- Alongside teammates, attended the inaugural Bradley and Nikki Bozeman Foundation Halloween Costume Party in support of the foundation's anti-bullying initiative (2019)
- Joined teammates to sign autographs and play games during the Ravens' A Purple Evening, the team's annual event dedicated to female fans (2019)
- Alongside teammates, participated as a celebrity bowler in Anthony Levine Sr.'s Celebrity Bowling Night to benefit his 4every1 Foundation (2019)
- Participated in the organization-wide day of service, Caw to Action – a celebration of the NFL's Huddle for 100 initiative (2019)
- Participated in the Ravens' Signature Project with M&T Bank to renovate the facility and visit with children at the Webster Kendrick Boys & Girls Club in Baltimore (2019)

45 JAYLON FERGUSON

JAYLON FERGUSON'S NFL REGULAR SEASON DEFENSIVE STATISTICS

DATE	TEAM	GP	GS	TACKLES						INTERCEPTIONS					FUMBLES			ST				MISC					
				TK	S	A	TFL	YDS	SK	YDS	QBH	NO	YDS	LG	TD	PD	FF	FR	YDS	TK	S	A	FF	FR	S	A	
2019	Ravens	14	9	31	20	11	6	24	2.5	18.0	9	0	0	0	0	1	0	1	0	0	0	0	0	0	0	0	0
NFL TOTALS		14	9	31	20	11	6	24	2.5	18.0	9	0	0	0	0	1	0	1	0	0	0	0	0	0	0	0	0

JAYLON FERGUSON'S NFL POSTSEASON DEFENSIVE STATISTICS

DATE	TEAM	GP	GS	TACKLES						INTERCEPTIONS					FUMBLES			ST				MISC					
				TK	S	A	TFL	YDS	SK	YDS	QBH	NO	YDS	LG	TD	PD	FF	FR	YDS	TK	S	A	FF	FR	S	A	
2019	Ravens	1	1	1	1	0	0	0	0.0	0.0	1	0	0	0	0	0	0	0	0	0	0	0	0	0	0	0	0
NFL TOTALS		1	1	1	1	0	0	0	0.0	0.0	1	0	0	0	0	0	0	0	0	0	0	0	0	0	0	0	0

SINGLE-GAME HIGHS: DEFENSIVE

Total Tackles	5 at Los Angeles Rams, Nov 25, 2019	Fumble Recoveries	1 vs. Houston Texans, Nov 17, 2019
Sacks	1.0 at Buffalo Bills, Dec 08, 2019 ...1 more at 1.0.	Tackles For Loss	2 at Buffalo Bills, Dec 08, 2019 ...1 more at 2.
Passes Defensed	1 vs. Cincinnati Bengals, Oct 13, 2019		

2019 GAME-BY-GAME REGULAR SEASON STATISTICS (RAVENS)

DATE	OPPONENT	P/S	TACKLES						INTERCEPTIONS					FUMBLES			ST				MISC		W/L	SCORE				
			TK	S	A	SK	YDS	TFL	YDS	QBH	NO	YDS	LG	TD	PD	FF	FR	YDS	TK	S	A	FF			FR	S	A	
09/08	at Dolphins		ON INACTIVE LIST																							W	59-10	
09/15	Cardinals		INACTIVE																							W	23-17	
09/22	at Chiefs	P	0	0	0	0.0	0.0	0	0	0	0	0	0	0	0	0	0	0	0	0	0	0	0	0	0	0	L	28-33
09/29	Browns	P	0	0	0	0.0	0.0	0	0	0	0	0	0	0	0	0	0	0	0	0	0	0	0	0	0	0	L	25-40
10/06	at Steelers	P	1	1	0	0.0	0.0	0	0	0	0	0	0	0	0	0	0	0	0	0	0	0	0	0	0	0	W	26-23+
10/13	Bengals	P	0	0	0	0.0	0.0	0	0	0	0	0	0	0	1	0	0	0	0	0	0	0	0	0	0	0	W	23-17
10/20	at Seahawks	P	3	1	2	0.0	0.0	1	3	1	0	0	0	0	0	0	0	0	0	0	0	0	0	0	0	0	W	30-16
11/03	Patriots	S	2	2	0	0.0	0.0	0	0	0	0	0	0	0	0	0	0	0	0	0	0	0	0	0	0	0	W	37-20
11/10	at Bengals	S	4	2	2	0.0	0.0	0	0	0	0	0	0	0	0	0	0	0	0	0	0	0	0	0	0	0	W	49-13
11/17	Texans	S	4	3	1	1.0	7.0	2	11	1	0	0	0	0	0	0	1	0	0	0	0	0	0	0	0	0	W	41-7
11/25	at Rams	S	5	5	0	0.0	0.0	1	1	0	0	0	0	0	0	0	0	0	0	0	0	0	0	0	0	0	W	45-6
12/01	49ers	S	2	1	1	0.0	0.0	0	0	0	0	0	0	0	0	0	0	0	0	0	0	0	0	0	0	0	W	20-17
12/08	at Bills	S	3	2	1	1.0	7.0	2	9	3	0	0	0	0	0	0	0	0	0	0	0	0	0	0	0	0	W	24-17
12/12	Jets	S	4	2	2	0.0	0.0	0	0	2	0	0	0	0	0	0	0	0	0	0	0	0	0	0	0	0	W	42-21
12/22	at Browns	S	2	0	2	0.5	4.0	0	0	2	0	0	0	0	0	0	0	0	0	0	0	0	0	0	0	0	W	31-15
12/29	Steelers	S	1	1	0	0.0	0.0	0	0	0	0	0	0	0	0	0	0	0	0	0	0	0	0	0	0	0	W	28-10
2019 TOTALS		14-9	31	20	11	2.5	18.0	6	24	9	0	0	0	0	1	0	1	0	0	0	0	0	0	0	0	0	14-2	

+ - Overtime





70 D.J. FLUKER

GUARD

6-5 | 342

COLLEGE: ALABAMA

BORN: 3/13/91, NEW ORLEANS, LA

EXP. (NFL/RAVENS): 8/1 GP/GS (PLAYOFFS): 92/88 (5/5)



— KEY TRANSACTIONS —

- Signed a one-year contract with the Ravens on 5/11/20
- Released by Seattle on 4/27/20
- Re-signed with the Seahawks on 3/15/19
- Signed with the Seattle Seahawks as an unrestricted free agent (NYG) on 3/22/18
- Placed on Injured Reserve (toe) on 11/27/17
- Signed a one-year contract with the New York Giants as a free agent (SD) on 3/12/17
- Released by the Chargers on 3/7/17
- Originally selected by the San Diego Chargers in the first round (11th overall) of the 2013 NFL Draft

— HONORS —

- PFW/PFWA All-Rookie Team (2013)

— CAREER HIGHLIGHTS —

- Entering 2020, has appeared in 92 games (88 starts) on the offensive line during his seven-year career
- In his first season with Seattle in 2018, helped the Seahawks lead the NFL in rushing (160.0 ypg)
- After signing with the NYG in 2017, played in nine games (six starts) at RG before being placed on IR (toe)
- Started all 16 games at RG in 2016 and helped the Chargers finish eighth in the NFL in passing yards (262.4 ypg), and ninth in scoring (25.6 ppg)
- In 2015, started all 12 games in his first season at RG and blocked on a Chargers' O-line that helped produce the league's fourth-best passing offense (286.9 ypg)
- Moved to RG in his third year (2015) and started 43 games the next four seasons with San Diego, NYG and Seattle
- In his first two seasons with San Diego (2013-14), started 28 games in the regular season and two playoff games at RT

— PERSONAL —

- Born in New Orleans...Family relocated to Mobile, AL, in 2005 after Hurricane Katrina struck their hometown
- Full name is "Danny Lee Jesus Fluker"
- In San Diego, he frequently visited Juvenile Hall and other facilities that treat at-risk youth...In July 2015, the San Diego Juvenile Justice Commission honored Fluker at its annual awards
- Graduated from the University of Alabama with a bachelor's degree in health studies

- Started at RG in the Divisional Playoff, helping the Seahawks rush for 110 yards and 2 TDs at GB (1/12/20)
- Started at RG in the Wild Card game at Phi. (1/5/20), helping QB Russell Wilson throw for 325 yards (18-of-30) and 1 TD

2018: (SEATTLE SEAHAWKS – 10/9, 1/1)

- Appeared in 10 games (nine starts) at RG, helping Seattle finish as the league's best rushing offense (160.0 ypg)
- Started at RG in the Divisional Playoff at Dal. (1/5/19)
- Blocked for RB Chris Carson, who produced a season-high 122 yards on 19 carries (6.4 avg.), and 1 TD vs. Ari. (12/30)

2017: (NEW YORK GIANTS – 9/6)

- Appeared in nine games (six starts) at RG for the Giants before being placed on Injured Reserve with a toe injury
- Blocked for an offense that finished tied for the league-lead in scoring plays over 20 yards (18)
- Helped block for QB Eli Manning who threw for 366 yards (35-of-47) and 3 TDs with a QB rating of 100.1 at Phi. (9/24)

2016: (SAN DIEGO CHARGERS – 16/16)

- Started all 16 games and blocked for a Chargers' offense that scored 33 passing TDs, tying for fourth-most in the NFL
- Helped RB Melvin Gordon rush for 997 yards on 254 carries and 10 TDs in his 13 games played
- Protected QB Philip Rivers, en route to completing a season-best 73.3% of his attempts (22-of-30), including 242 yards and 3 TDs at Hou. (11/27)...Rivers posted a QB rating of 116.3 behind an O-line that only allowed 1 sack
- Opened lanes for Gordon who produced career-highs in rushing attempts (32), rushing yards (196) and yards per carry (6.1)...Added a rushing TD and 4 receptions for 65 yards vs. Ten. (11/6)

2015: (SAN DIEGO CHARGERS – 12/12)

- Started all 12 games and helped the Chargers finish fourth in the league in passing (286.9 ypg)
- Started at RG and helped block for an offense that produced a season-high 140 yards on the ground...In pass protection, the O-line allowed just 1 sack on 37 attempts as QB Philip Rivers threw for 311 yards and 3 TDs vs. Miami (12/20)
- Appeared at RG as Rivers set franchise records for attempts (65), completions (43) and yards (503) at GB (10/18)

2014: (SAN DIEGO CHARGERS – 16/16)

- Started all 16 games at RT...Part of an O-line that helped generate a 21-point comeback, which is tied for the greatest comeback victory in Chargers franchise history, at SF (12/20)
- Helped pass protect, en route to producing 383 yards and 3 TDs, including a game-winning 10-play, 80-yard drive that

2019: (SEATTLE SEAHAWKS – 14/14, 2/2)

- Started 14 regular season games and two postseason contests at RG

70 D.J. FLUKER

started with 2:22 left in the contest, at Bal. (11/30)

- Blocked for an O-line that helped produce a season-high 162 yards on the ground in a 31-0 shutout victory vs. NYJ (10/5)

2013: (SAN DIEGO CHARGERS – 15/15, 2/2)

- Started 15 games, including two postseason contests at RT, helping the team to a league-best 49.0 third-down conversion percentage...Also part of on O-line that finished tied for fourth in fewest sacks allowed (30)
- Started at RT in the Wild Card game in a 27-10 victory at Cin. (1/5/14)...Blocked for an offense that ran for 196 yards on 40 attempts and 2 TDs
- Earned Pepsi Next NFL Rookie of the Week honors when he shifted to LT as injuries depleted San Diego's O-line...Helped produce 158 rushing yards at Jax. (10/20)

— COLLEGE —

- Played in 37 games (36 starts) at RT at Alabama (2010-12), earning second-team AP All-America and first-team All-SEC as a junior in 2012...Also garnered SEC All-Freshman honors in 2010
- Won the BCS National Championship as a sophomore (2011) and junior (2012)...Redshirted his true freshman season in which the Crimson Tide captured the 2009 BCS National Championship

— HIGH SCHOOL —

- Prepped at Foley (AL) HS, where he was named a consensus All-America tackle as a senior in 2009 and was invited to play in the 2009 U.S. Army All-American Bowl



— FLUKER'S COMMUNITY IMPACT —

- Purchased and donated school supplies to local Seattle youth (2019)
- Hosted free football camp in Oak Harbor, WA (2019)
- While in San Diego, he frequently visited Juvenile Hall and other facilities that treat at-risk youth





58 L.J. FORT

INSIDE LINEBACKER

6-0 | 232

COLLEGE: NORTHERN IOWA

BORN: 1/3/90, WAYNESVILLE, MO

EXP. (NFL/RAVENS): 6/2 GP/GS (PLAYOFFS): 77/11 (5/1)



— KEY TRANSACTIONS —

- Signed a two-year contract extension with the Ravens on 11/8/19
- Signed to the Ravens' 53-man roster on 9/30/19 after being released by the Eagles on 9/27/19
- Signed by Philadelphia on 3/4/19
- Elevated to Pittsburgh's active roster on 9/23/17
- Signed to Pittsburgh's practice squad on 9/13/17
- Waived by the Steelers on 9/12/17
- Signed by Pittsburgh on 11/15/16
- Waived by the Steelers on 11/12/16
- Elevated to Pittsburgh's active roster on 12/28/15
- Signed to the Steelers' practice squad on 9/6/15
- Acquired by the Steelers via waivers on 8/19/15
- Waived by the Patriots on 8/18/15
- Signed by the Patriots on 8/4/15 after being waived by the Bengals on 4/29/15
- Signed by the Bengals on 1/5/15
- Signed to the Bengals' practice squad on 11/11/14
- Released by the Seahawks on 11/11/14
- Signed to Seattle's practice squad on 11/6/14
- Waived by the Seahawks on 11/4/14
- Elevated to Seattle's active roster on 10/29/2014
- Signed to the Seahawks' practice squad on 10/21/14
- Waived by the Broncos on 8/30/14 after signing on 1/1/14
- Waived by the Browns on 9/1/13
- Originally signed with the Browns as an undrafted rookie free agent in 2012

— CAREER HIGHLIGHTS —

- In 2019, recorded 26 tackles, 2 sacks (-12 yards) and 1 PD, helping the Ravens' defense rank No. 3 in points (17.6) and No. 4 in yards (300.6) allowed per game
- In 2018, recorded a career-high 43 tackles, 1 sack and 1 FR-TD while with Pittsburgh...Established career highs in defensive snaps (305) and special teams snaps (333)
- In 2012, played in 16 games as a rookie with Cleveland, producing 13 tackles, 1 sack, 1 INT and 3 PD
- Recorded his first INT in his NFL debut vs. Phi. (9/9/12)

— PERSONAL —

- He and his wife, Stephanie, welcomed their first son, Benaiah James, in February of 2019

2019: (BALTIMORE RAVENS – 12/8, 1/1)

- After signing to the Ravens' 53-man roster in Week 5, recorded 26 tackles, 2 sacks (-12 yards) and 1 PD, helping Baltimore's defense rank No. 3 in points (17.6) and No. 4 in yards (300.6) allowed per game
- Sacked QB Josh Allen (-12 yards) on third down late in the fourth quarter, helping the Ravens seal the game and clinch their second-consecutive playoff berth in the 24-17 victory at Buf. (12/8)
- Saw a season-high 56 snaps on defense and 23 snaps on special teams in the 30-16 win at Sea. (10/20)...Posted 6 tackles, including 2 TFL, 1 QBH and 1 sack, marking his fourth-career sack and his first as a Raven
- Made his first-career start as a Raven, posting 2 tackles and 1 PD for a defense that limited the Bengals to 250 yards in the victory vs. Cin. (10/13)
- Was signed by the Ravens on 9/30 after being waived by the Eagles on 9/27
- Played on special teams in games 1-4 for Philadelphia, registering 2 special teams tackles

2018: (PITTSBURGH STEELERS – 15/2, 0/0)

- Recorded a career-high 43 tackles (34 solo), 1 sack and 1 FR-TD...Established career highs in defensive snaps (305) and special teams snaps (333)
- Started at ILB and led the team with 8 tackles (4 solo) in a 16-13 victory vs. Cin. (12/30)
- Made his first start as a Steeler and posted 4 tackles (3 solo) at Oak. (12/9)
- Led the team and registered a career-high 12 tackles (9 solo) vs. LAC (12/2)
- Tallied 6 solo tackles, 1 sack and recovered a fumble in the end zone for his first-career TD after LB T.J. Watt knocked the ball loose with a sack of QB Matt Ryan vs. Atl. (10/7)

2017: (PITTSBURGH STEELERS – 15/0, 1/0)

- Totaled 2 solo tackles, 1 sack and 4 PD...Ranked fourth on the team with 285 special teams snaps and posted the second-most special teams tackles (8), trailing only LB Tyler Matakevich (12)
- Recorded his first-career postseason tackle and 1 PD in the Divisional Playoff vs. Jax. (1/14/18)
- Sacked QB DeShone Kizer for a 7-yard loss and batted down a pass in the season-finale win vs. Cle. (12/31)

58 L.J. FORT

2016: (PITTSBURGH STEELERS – 14/0, 2/0)

- In his second season with the Steelers, tallied 2 solo tackles and 2 special team tackles... Appeared in the sixth-most special teams snaps on the team (208)

2015: (PITTSBURGH STEELERS – 0/0, 1/0)

- Spent most of the season on Pittsburgh's practice squad... Saw action on special teams in the Divisional Playoff at Den. (1/17/16)

2014: (SEATTLE SEAHAWKS – 1/0, 0/0)

- Spent time on Seattle's and Cincinnati's practice squads... Saw action on special teams for the Seahawks in Week 9 vs. Oak. (11/2)

2012: (CLEVELAND BROWNS – 16/1, 0/0)

- Played in all 16 games as a rookie with Cleveland, producing 13 tackles (8 solo), 1 sack, 1 INT and 3 PD
- Posted a season-high 9 tackles (5 solo) at NYG (10/7)
- Recorded 2 solo tackles, 2 PD and his first-career INT in his NFL debut vs. Phi. (9/9)

— COLLEGE —

- Saw action in 50 games for Northern Iowa from 2008-11, finishing No. 5 in career tackles (357) in school history
- As a senior in 2011, named the Missouri Valley Conference Defensive Player of the Year after tallying 185 tackles (67 solo) and 6 FFs... Also named the National FCS Defensive Player of the Year by College Sports Madness
- In 2010, posted 92 tackles (37 solo) and 3 INTs, earning second-team All-Missouri Valley Conference honors
- Majored in exercise science

— HIGH SCHOOL —

- Prepped at Waynesville (MO) HS, where he was named the Missouri Class 5A Player of the Year as a senior in 2007 after leading the Tigers to their first state title in school history
- Played both ways and earned All-State honors as a RB and All-Conference recognition as a LB... Rushed for 2,152 yards and 23 TDs while tallying 85 tackles, 8 sacks and 5 INTs (3 returned for TDs) on defense



— FORT'S COMMUNITY IMPACT —

- Supported former teammate Josh Bynes as a celebrity shopper at a holiday shopping event hosted by Joel Gamble and the Beyond the Basics Foundation (2019)

L.J. FORT'S NFL REGULAR SEASON DEFENSIVE STATISTICS

DATE	TEAM	GP	GS	TACKLES							INTERCEPTIONS					FUMBLES			ST				MISC			
				TK	S	A	TFL	YDS	SK	YDS	QBH	NO	YDS	LG	TD	PD	FF	FR	YDS	TK	S	A	FF	FR	S	A
2012	Browns	16	1	13	8	5	1	0	1.0	1.0	2	1	10	10	0	3	0	0	0	7	5	2	0	0	0	0
2014	Seahawks	1	0	0	0	0	0	0	0.0	0.0	0	0	0	0	0	0	0	0	0	0	0	0	0	0	0	
2015	Steelers	0	0	0	0	0	0	0	0.0	0.0	0	0	0	0	0	0	0	0	0	0	0	0	0	0	0	
2016	Steelers	14	0	2	2	0	0	0	0.0	0.0	1	0	0	0	0	0	0	0	2	1	1	0	0	0	0	
2017	Steelers	15	0	2	2	0	1	7	1.0	7.0	1	0	0	0	0	4	0	0	0	9	7	2	0	0	0	
2018	Steelers	15	2	43	34	9	3	11	1.0	7.0	3	0	0	0	0	0	1	0	5	4	1	0	0	0	0	
2019	Eagles	4	0	0	0	0	0	0	0.0	0.0	0	0	0	0	0	0	0	0	2	1	1	0	0	0	0	
				Went from Philadelphia to Baltimore.																						
2019	Ravens	12	8	26	14	12	4	19	2.0	12.0	2	0	0	0	0	1	0	0	0	9	7	2	0	0	0	0
2019	TOTAL	16	8	26	14	12	4	19	2.0	12.0	2	0	0	0	0	1	0	0	0	11	8	3	0	0	0	0
NFL TOTALS		77	11	86	60	26	9	37	5.0	27.0	9	1	10	10	0	8	0	1	0	34	25	9	0	0	0	0

L.J. FORT'S NFL POSTSEASON DEFENSIVE STATISTICS

DATE	TEAM	GP	GS	TACKLES							INTERCEPTIONS					FUMBLES			ST				MISC			
				TK	S	A	TFL	YDS	SK	YDS	QBH	NO	YDS	LG	TD	PD	FF	FR	YDS	TK	S	A	FF	FR	S	A
2015	Steelers	1	0	0	0	0	0	0	0.0	0.0	0	0	0	0	0	0	0	0	0	0	0	0	0	0	0	0
2016	Steelers	2	0	0	0	0	0	0	0.0	0.0	0	0	0	0	0	0	0	0	0	0	0	0	0	0	0	0
2017	Steelers	1	0	1	1	0	0	0	0.0	0.0	0	0	0	0	0	1	0	0	0	0	0	0	0	0	0	0
2019	Ravens	1	1	2	2	0	0	0	0.0	0.0	0	0	0	0	0	1	0	0	0	0	0	0	0	0	0	0
NFL TOTALS		5	1	3	3	0	0	0	0.0	0.0	0	0	0	0	0	2	0	0	0	0	0	0	0	0	0	0

SINGLE-GAME HIGHS: DEFENSIVE

Total Tackles 12 vs. Los Angeles Chargers, Dec 02, 2018
Sacks 1.0 at Buffalo Bills, Dec 08, 2019
 ...4 more at 1.0.
Passes Defensed 2 vs. Philadelphia Eagles, Sep 09, 2012
Fumble Recoveries 1 vs. Atlanta Falcons, Oct 07, 2018

Tackles For Loss 2 at Seattle Seahawks, Oct 20, 2019
Interceptions 1 vs. Philadelphia Eagles, Sep 09, 2012
Interception Return Yards 10 vs. Philadelphia Eagles, Sep 09, 2012
Special Teams Tackles 2 at Buffalo Bills, Dec 08, 2019
 ...4 more at 2.

58 L.J. FORT

2019 GAME-BY-GAME REGULAR SEASON STATISTICS [EAGLES/RAVENS]

DATE	OPPONENT	P/S	TACKLES					INTERCEPTIONS					FUMBLES			ST				MISC		W/L	SCORE						
			TK	S	A	SK	YDS	TFL	YDS	QBH	NO	YDS	LG	TD	PD	FF	FR	YDS	TK	S	A			FF	FR	S	A		
09/08	Washington	P	0	0	0	0.0	0.0	0	0	0	0	0	0	0	0	0	0	0	0	0	0	0	0	0	0	0	0	W	32-27
09/15	at Falcons	P	0	0	0	0.0	0.0	0	0	0	0	0	0	0	0	0	0	0	1	0	1	0	0	0	0	0	0	L	20-24
09/22	Lions	P	0	0	0	0.0	0.0	0	0	0	0	0	0	0	0	0	0	0	0	0	0	0	0	0	0	0	0	L	24-27
09/26	at Packers	P	0	0	0	0.0	0.0	0	0	0	0	0	0	0	0	0	0	0	1	1	0	0	0	0	0	0	0	W	34-27
Went from Eagles to Ravens.																													
10/06	at Steelers	P	0	0	0	0.0	0.0	0	0	0	0	0	0	0	0	0	0	0	1	1	0	0	0	0	0	0	0	W	26-23+
10/13	Bengals	S	2	1	1	0.0	0.0	0	0	0	0	0	0	0	1	0	0	0	1	1	0	0	0	0	0	0	0	W	23-17
10/20	at Seahawks	S	6	5	1	1.0	0.0	2	6	1	0	0	0	0	0	0	0	0	0	0	0	0	0	0	0	0	0	W	30-16
11/03	Patriots	S	3	2	1	0.0	0.0	1	1	0	0	0	0	0	0	0	0	0	1	1	0	0	0	0	0	0	0	W	37-20
11/10	at Bengals	P	3	1	2	0.0	0.0	0	0	0	0	0	0	0	0	0	0	0	2	1	1	0	0	0	0	0	0	W	49-13
11/17	Texans	S	3	1	2	0.0	0.0	0	0	0	0	0	0	0	0	0	0	0	0	0	0	0	0	0	0	0	0	W	41-7
11/25	at Rams	P	0	0	0	0.0	0.0	0	0	0	0	0	0	0	0	0	0	0	0	0	0	0	0	0	0	0	0	W	45-6
12/01	49ers	S	3	1	2	0.0	0.0	0	0	0	0	0	0	0	0	0	0	0	1	0	1	0	0	0	0	0	0	W	20-17
12/08	at Bills	S	1	1	0	1.0	12.0	1	12	1	0	0	0	0	0	0	0	0	2	2	0	0	0	0	0	0	0	W	24-17
12/12	Jets	S	3	1	2	0.0	0.0	0	0	0	0	0	0	0	0	0	0	0	0	0	0	0	0	0	0	0	0	W	42-21
12/22	at Browns	S	0	0	0	0.0	0.0	0	0	0	0	0	0	0	0	0	0	0	1	1	0	0	0	0	0	0	0	W	31-15
12/29	Steelers	P	2	1	1	0.0	0.0	0	0	0	0	0	0	0	0	0	0	0	0	0	0	0	0	0	0	0	0	W	28-10
2019 TOTALS		16-8	26	14	12	2.0	12.0	4	19	2	0	0	0	0	1	0	0	0	11	8	3	0	0	0	0	0	0	14-2	

+ - Overtime





3

QUARTERBACK
6-2 | 213



ROBERT GRIFFIN III

COLLEGE: BAYLOR

BORN: 2/12/90, COPPERAS COVE, TX

EXP. (NFL/RAVENS): 8/3 GP/GS (PLAYOFFS): 52/41 (1/1)



— KEY TRANSACTIONS —

- Signed a two-year contract extension with the Baltimore Ravens on 3/28/19
- Signed a one-year contract with the Ravens on 4/4/18
- Released by Cleveland on 3/10/17
- Signed by the Cleveland Browns on 3/24/16
- Released by Washington on 3/7/16
- Originally selected by the Washington Redskins in the first round (second overall) of the 2012 NFL Draft

— HONORS —

- Pro Bowl (2012)
- *Associated Press* NFL Offensive Rookie of the Year (2012)
- PFWA Rookie of the Year (2012)
- PFW/PFWA All-Rookie Team (2012)
- PFW/PFWA Offensive Rookie of the Year (2012)
- *The Sporting News* Rookie of the Year (2012)

— CAREER HIGHLIGHTS —

- In seven games in 2019, completed 23 of 38 passes for 225 yards and 1 TD and rushed for 70 yards on 20 carries
- In 2019, helped the Ravens become the first team in NFL history to average at least 200 rushing (206.0) and 200 net passing (201.6) yards per game in a season
- Helped set new Ravens' single-season franchise records for total TDs (64), points (531), rushing yards (3,296) and total net yards (6,521) in 2019
- Helped the Ravens set single-game franchise records in yards (643) and points (59) in the 59-10, season-opening victory at Mia. (9/8/19)
- Along with QB Lamar Jackson, is the fastest QB in NFL history to reach 1,000 career rushing yards (21 games)
- Set NFL rookie records in 2012 for passer rating (102.4), INT percentage (1.27) and rushing yards by a QB (815)
- During his award-filled rookie season, also passed for 3,200 yards, 20 TDs and just 5 INTs, helping lead Washington to a 10-6 record and playoff berth
- Was the first NFL rookie to throw for 300 yards, with 2 TDs and 0 INTs in an NFL debut, passing for 320 yards and 2 TDs in the season-opening win at NO (9/9/12)

— PERSONAL —

- Was born in Okinawa, Japan, where his parents were stationed in the military
- Started his own foundation in 2015 called "Family of 3," which helps support three families a year
- Enjoys singing gospel music
- Graduated with a degree in political science from Baylor

- Married Grete Šadeiko, a former Florida State track athlete from Estonia, in March 2018...The couple has two daughters, Gloria and Gameya

2019: (BALTIMORE RAVENS – 7/1, 0/0)

- In seven games, completed 23 of 38 passes for 225 yards and 1 TD and rushed for 70 yards on 20 carries...Helped the Ravens become the first team in NFL history to average at least 200 rushing (206.0) and 200 net passing (201.6) yards per game in a season
- Helped the Ravens set new single-season franchise records for total TDs (64), points (531), rushing yards (3,296) and total net yards (6,521)
- Started his first game since 2016 and completed 11 of 21 passes for 96 yards and rushed for 50 yards on 8 carries, helping the Ravens set a new NFL single-season record for rushing yards (3,296) in the 28-10 victory vs. Pit. (12/29)
- Played 9 snaps in the fourth quarter of the 42-21 victory vs. NYJ (12/12)
- Played 2 snaps in Baltimore's "Heisman Package," helping the Ravens clinch their second-consecutive playoff berth in the victory at Buf. (12/8)
- Saw action in the fourth quarter and contributed 39 passing yards as part of the Ravens' 480 yards of offense in the 45-6 win at LAR (11/25)
- Saw action in the fourth quarter and completed 2 of 2 passes for 15 yards in the 41-7 victory vs. Hou. (11/17)
- Completed 3 of 5 passes for 20 yards and 1 INT and gained 9 rushing yards on an option pitch from QB Lamar Jackson, helping the Ravens produce 379 yards of offense in the 49-13 win at Cin. (11/10)
- Active, but did not play in Weeks 2-9
- Completed 6 of 6 passing attempts for 55 yards and 1 TD for a 144.4 passer rating in the fourth quarter of the Ravens' 59-10, season-opening victory at Mia. (9/8)...Helped the Ravens set single-game franchise records in yards (643) and points (59)
- Griffin III's 3-yard TD pass to TE Mark Andrews at Miami marked his first TD pass since 2016 (less than 24 hours after the birth of his daughter, Gameya)

2018: (BALTIMORE RAVENS – 3/0, 0/0)

- Saw action in three games while subbing for QB Lamar Jackson and appeared in various two-QB sets, completing 2 of 6 passes for 21 yards
- Saw action in two-QB sets during regulation and filled in for an injured QB Lamar Jackson on the final two plays of overtime at KC (12/9)

3 ROBERT GRIFFIN III

- Completed 2 of 4 passes for 21 yards with QB Lamar Jackson in concussion protocol in the 26-16 win at Atl. (12/2)
- Was active for his first game of the season in the 24-21 win vs. Cin. (11/18)...Lined up at WR once while the Ravens were in a two-QB set
- Was a gameday inactive in games 1-9

2017: (NOT ON AN NFL ROSTER)

2016: (CLEVELAND BROWNS – 5/5)

- Completed 87 of 147 passes for 2 TDs and 3 INTs in five games for Cleveland
- Suffered a shoulder injury in Week 1 and was placed on Injured Reserve - Designated for Return...Returned to the starting lineup in Week 14 vs. Cin. (12/11)
- Completed 17 of 25 passes for 164 yards, adding 42 rushing yards in the Browns' first win of the season vs. SD (12/24)
- Threw for 196 yards and added 1 rushing TD at Buf. (12/8)

2015: (WASHINGTON REDSKINS – 0/0)

- Was a gameday inactive for all games during the season

2014: (WASHINGTON REDSKINS – 9/7)

- Completed 147 of 214 attempts for 1,694 yards, 4 TDs and 6 INTs to produce an 86.9 passer rating
- Finished 27-of-41 passing for 336 yards and 1 TD vs. Dal. (12/28)...Also rushed for 19 yards and 1 TD
- Completed 18 passes for 236 yards and 1 TD on 27 attempts at NYG (12/14)...Also rushed for a season-high 46 yards
- Connected on 18 of 28 of his passes for 251 yards and 1 TD in his return from injury at Min. (11/2)
- Inactive Weeks 3-8 with an ankle injury

2013: (WASHINGTON REDSKINS – 13/13)

- Started the first 13 games of the season and was inactive for the last three contests...Completed 274 of 456 attempts for 3,203 yards, 16 TDs and 12 INTs...Also posted 489 rushing yards on 86 carries (5.7 avg.)
- Finished 24-of-37 passing for 281 yards and 3 TDs, en route to a season-high QB rating of 114.8 at Min. (11/7)...Added 88 rushing yards
- Completed 18 of 29 attempts for 289 yards, 2 TDs and 1 INT for a 105.2 QB rating in the 45-41 win vs. Chi. (10/20)...Also rushed for 84 yards
- Connected on 26 of 40 passes for 320 yards, 3 TDs and 1 INT for a 104.2 QB rating at GB (9/15)

2012: (WASHINGTON REDSKINS – 15/15, 1/1)

- Earned Pro Bowl honors after his rookie campaign, also being named AP NFL Offensive Rookie of the Year, PFW/PFWA

- Rookie of the Year and Offensive Rookie of the Year (2012)
- Finished with 3,200 passing yards, 20 TDs and 5 INTs on 258 of 393 passes...Also rushed for 815 yards and 7 TDs
- Set NFL rookie records for passer rating (102.4), INT percentage (1.27) and rushing yards by a QB (815)
- Was 10-for-19 for 84 yards, 2 TDs and 1 INT in the Wild Card playoff vs. Sea. (1/6/13)
- Threw for 304 yards, 4 TDs and 1 INT in the 38-31 victory at Dal. (11/22)...Became the first rookie in NFL history to throw 4 TD passes in consecutive games
- Completed 14 of 15 passes for 200 yards, 4 TDs and 1 INT for a career-high 158.3 QB rating in the 31-6 win vs. Phi. (11/18)...Also rushed for 84 yards
- Completed 17 of 22 passes for 182 yards, 1 TD and 1 INT vs. Min (10/14)...Rushed for a career-high 138 yards and 2 TDs
- Made first-career NFL start and led the Redskins to a 40-32 win by completing 19 of 26 attempts for 320 yards and 2 TDs at NO (9/9)...Became the first player in NFL history to throw for 300 yards, 2 TDs and 0 INTs in an NFL debut

— COLLEGE —

- Started 40 games at Baylor, throwing for 10,366 yards, 78 TDs and 17 INTs, adding 2,254 rushing yards and 33 TDs
- As a junior at Baylor, won the Heisman Trophy, Davey O'Brien Award, Manning Award, National Player of the Year and Big-12's Player of the Year and Offensive Player of the Year awards...Also earned several All-America honors
- In his Heisman-winning campaign, threw for 4,293 yards, 37 TDs and 6 INTs, adding 699 rushing yards and 10 TDs
- As a redshirt sophomore, started every game and completed 304 of 454 passes for 3,501 yards, 22 TDs and 8 INTs...Ran for 635 yards and 8 TDs
- Suffered a season-ending knee injury in the third game of his sophomore campaign and obtained a medical redshirt
- As a freshman in 2008, was named Big 12 Freshman & Newcomer of the Year and earned Freshman All-America honors, throwing for 2,091 yards, 15 TDs and just 3 INTs
- Also competed in track...Won the gold medal in the 400-meter hurdles at the Big 12 Championships and had a third-place finish in the same event at the NCAA Outdoor Championships, earning him All-America honors

— HIGH SCHOOL —

- Prepped at Copperas Cove (TX) HS, where as a starter in his last two seasons, he recorded 3,357 passing yards, 41 TDs and 9 INTs...Also rushed for 2,161 yards and 32 TDs
- Also ran track and set state records in the 110-meter and 300-meter hurdles...In 2007, was named the Gatorade Texas Boys Track & Field Athlete of the Year

3 ROBERT GRIFFIN III



— GRIFFIN III'S COMMUNITY IMPACT —

- Established the Family of 3 Foundation to serve struggling military families, underprivileged youth and victims of domestic violence
- Alongside teammates, attended the inaugural Bradley and Nikki Bozeman Foundation Halloween Costume Party in support of the foundation's anti-bullying initiative (2019)
- Participated in the organization-wide day of service, Caw to Action – a celebration of the NFL's Huddle for 100 initiative (2019)
- Hosted a back-to-school event providing school supplies and haircuts for students at City Springs Elementary/Middle School in Baltimore City (2019)
- Supported former teammate RS Cyrus Jones at his youth football clinic/camp at The Gilman School in Baltimore (2019)
- Participated in the Ravens' Signature Project with M&T Bank to renovate the facility and visit with children at the Webster Kendrick Boys & Girls Club in Baltimore (2019)
- Hosted the RGIII Quarterback Academy with Baylor Football, working with high school players (2019)
- Participated in the Southwest Airlines "Trading Places" event by taking on the role of customer service agent and operations agent at Baltimore/Washington International Thurgood Marshall Airport (2018)
- Funded a complete home makeover through the Family of 3 Foundation for a Vietnam War veteran (2016)
- Hosted the Salute to Fitness event to teach youth and adults in Waco, TX, about healthy habits (2015)
- Attended the 10th Annual House Inc. Cinderella Ball, honoring children living with disabilities and life-threatening illnesses (2015)
- Joined Maryland Governor Larry Hogan in speaking at the "Stop Bullying in its Tracks" anti-bullying campaign at Six Flags America (2015)
- Hosted the Friday Night Lights football clinic for players and coaches in the Washington, D.C. area (2014-15)
- Surprised military families of TAPS by visiting with them and providing them with a monetary donation (2015)

ROBERT GRIFFIN III'S NFL REGULAR SEASON PASSING/RUSHING STATISTICS

DATE	TEAM	GP	GS	PASSING										RUSHING					
				ATT.	CMP.	PCT.	YDS	AVG.	TD	INT.	LG	SK	LST	RATE	NO.	YDS.	AVG.	LG	TD
2012	Washington	15	15	393	258	65.6	3,200	8.1	20	5	88t	30	217	102.4	120	815	6.8	76t	7
2013	Washington	13	13	456	274	60.1	3,203	7.0	16	12	62t	38	274	82.2	86	489	5.7	26	0
2014	Washington	9	7	214	147	68.7	1,694	7.9	4	6	69t	33	227	86.9	38	176	4.6	23	1
2015	Washington	0	0	0	0	0.0	0	0.0	0	0	0	0	0	0.0	0	0	0.0	0	0
2016	Browns	5	5	147	87	59.2	886	6.0	2	3	58	22	138	72.5	31	190	6.1	20	2
2018	Ravens	3	0	6	2	33.3	21	3.5	0	0	14	0	0	44.4	0	0	0.0	0	0
2019	Ravens	7	1	38	23	60.5	225	5.9	1	2	39	5	19	64.0	20	70	3.5	16	0
TOTALS		52	41	1,254	791	63.1	9,229	7.4	43	28	88t	128	875	87.4	295	1,740	5.9	76T	10

ROBERT GRIFFIN III'S NFL POSTSEASON PASSING/RUSHING STATISTICS

DATE	TEAM	GP	GS	PASSING										RUSHING					
				ATT.	CMP.	PCT.	YDS	AVG.	TD	INT.	LG	SK	LST	RATE	NO.	YDS.	AVG.	LG	TD
2012	Washington	1	1	19	10	52.6	84	4.4	2	1	30	2	16	77.5	5	21	4.2	9	0
2015	Washington	0	0	0	0	0.0	0	0.0	0	0	0	0	0	0.0	0	0	0.0	0	0
2018	Ravens	0	0	0	0	0.0	0	0.0	0	0	0	0	0	0.0	0	0	0.0	0	0
2019	Ravens	0	0	0	0	0.0	0	0.0	0	0	0	0	0	0.0	0	0	0.0	0	0
TOTALS		1	1	19	10	52.6	84	4.4	2	1	30	2	16	77.5	5	21	4.2	9	0

SINGLE-GAME HIGHS: QUARTERBACK

Pass Attempts 50 vs. Detroit Lions, Sep 22, 2013
Pass Completions 32 vs. Detroit Lions, Sep 22, 2013
Yards Passing 336 vs. Dallas Cowboys, Dec 28, 2014
TD Passes 4 at Dallas Cowboys, Nov 22, 2012
 ...1 more at 4.
Long Passes 88t at New Orleans Saints, Sep 09, 2012
Completion Percentage 93.3 vs. Philadelphia Eagles, Nov 18, 2012

Passer Rating 158.3 vs. Philadelphia Eagles, Nov 18, 2012
Rush Attempts 13 vs. Minnesota Vikings, Oct 14, 2012
 ...1 more at 13.
Rushing Yards 138 vs. Minnesota Vikings, Oct 14, 2012
Longest Runs 76t vs. Minnesota Vikings, Oct 14, 2012
Rushing TDs 2 vs. Minnesota Vikings, Oct 14, 2012
 ...1 more at 2.

3 ROBERT GRIFFIN III

300-YARD PASSING GAMES (7): REGULAR SEASON

DATE	TEAM	NO.	YDS.	AVG.	LG	TD
09/09/12	at Saints	19	320	16.8	88t	2
09/30/12	at Buccaneers	26	323	12.4	30	0
11/22/12	at Cowboys	19	304	16.0	68t	4
09/09/13	EAGLES	30	329	11.0	27	2
09/15/13	at Packers	26	320	12.3	44	3
09/22/13	LIONS	32	326	10.2	27	0
12/28/14	COWBOYS	27	336	12.4	69t	1

2019 GAME-BY-GAME REGULAR SEASON STATISTICS (RAVENS)

DATE	OPPONENT	P/S	PASSING											RUSHING				W/L	SCORE
			ATT	CMP	YDS	PCT	Y/A	Y/C	TD	INT	LG	SK/YD	RATE	ATT	YDS	LG	TD		
09/08	at Dolphins	P	6	6	55	100.0	9.2	9.2	1	0	12	0/0	144.4	4	9	4	0	W	59-10
09/15	Cardinals																	W	23-17
09/22	at Chiefs																	L	28-33
09/29	Browns																	L	25-40
10/06	at Steelers																	W	26-23+
10/13	Bengals																	W	23-17
10/20	at Seahawks																	W	30-16
11/03	Patriots																	W	37-20
11/10	at Bengals	P	5	3	20	60.0	4.0	6.7	0	1	8	1/0	29.2	0	9	9	0	W	49-13
11/17	Texans	P	2	2	15	100.0	7.5	7.5	0	0	8	0/0	97.9	1	-1	-1	0	W	41-7
11/25	at Rams	P	3	1	39	33.3	13.0	39.0	0	0	39	1/4	81.9	3	-3	-1	0	W	45-6
12/01	49ers																	W	20-17
12/08	at Bills	P	0	0	0	0.0	0.0	0.0	0	0	0	0/0	0.0	0	0	0	0	W	24-17
12/12	Jets	P	1	0	0	0.0	0.0	0.0	0	0	0	0/0	39.6	4	6	5	0	W	42-21
12/22	at Browns																	W	31-15
12/29	Steelers	S	21	11	96	52.4	4.6	8.7	0	1	20	3/15	44.9	8	50	16	0	W	28-10
2019 TOTALS		7-1	38	23	225	60.5	5.9	9.8	1	2	39	5/19	64.0	20	70	16	0	14-2	

+ - Overtime





43

JUSTICE HILL

RUNNING BACK

5-10 | 200

COLLEGE: OKLAHOMA STATE

BORN: 11/14/97, TULSA, OK

EXP. (NFL/RAVENS): 2/2 GP/GS (PLAYOFFS): 16/0 (1/0)



— KEY TRANSACTIONS —

- Justice Hill was selected by the Baltimore Ravens in the fourth round (113th overall) of the 2019 NFL Draft...Was the first of three Ravens' picks (G Ben Powers & CB Iman Marshall) in the round

— CAREER HIGHLIGHTS —

- Rushed for 39 yards and 1 TD in the win vs. Pit. (12/29/19)
- Scored his first-career TD on an 18-yard run in the 31-15 win at Cle. (12/22/19), helping clinch the franchise's first-ever No. 1 playoff seed
- Recorded a career-high 46-yard KOR, also adding 7 rushing yards on 2 carries, in the 26-23 OT victory at Pit. (10/6/19)
- Posted 27 yards on 7 carries in his NFL debut in the 59-10, season-opening victory at Mia. (9/8/19)...Helped the Ravens set single-game franchise records in total net yards (643) and points (59)

— PERSONAL —

- Brother, Dax, is a sophomore DB at Michigan and the team's Defensive Rookie of the Year as a true freshman in 2019
- Is a barber who enjoys cutting hair for his friends
- Majored in finance at Oklahoma State

- Totaled 15 yards on 4 carries and helped set a new single-season franchise record for rushing yards (2,830) in the 42-21 win vs. NYJ (12/12)
- Registered 31 rushing yards on 5 carries, helping Baltimore produce 497 total yards in the 23-17 victory vs. Cin. (10/13)
- Recorded a career-high 46-yard KOR, also adding 7 rushing yards on 2 carries, in the 26-23 OT victory at Pit. (10/6)
- Posted 47 yards on 2 KORs and was part of an offense that produced 452 yards at KC (9/22)
- Posted 27 yards on 7 carries in his NFL debut in the 59-10, season-opening victory at Mia. (9/8)...Helped the Ravens set single-game franchise records in offense (643) and points (59)

— COLLEGE —

- Registered 3,539 rushing yards and 30 TDs on 632 carries (5.6 avg.) in three seasons at Oklahoma State
- One of only seven players in Oklahoma State history with multiple 1,000-yard rushing seasons
- As a sophomore in 2017, led the Big 12 with career highs in rushing yards (1,467), rushing yards per game (112.8), rushing attempts (268) and rushing TDs (15)
- Awarded first-team All-Big 12 by coaches (2018), second-team All-Big 12 by media (2018), third-team All-America by *Athlon* (2018), CoSIDA Academic All-America second team (2018), Big 12 Football Scholar-Athlete of the Year (2018), first-team Academic All-Big 12 (2017-18), first-team All-Big 12 by coaches and media (2017), Doak Walker Award Semifinalist (2017), Thurman Thomas Award as OSU's most outstanding offensive player (2017), CoSIDA Academic All-America first team (2017), first-team Freshman All-America by *FWAA* (2016), first-team Freshman All-America by *USA Today* (2016), Big 12 Newcomer of the Year (2016), Big 12 Offensive Freshman of the Year (2016) and second-team All-Big 12 by coaches (2016)

— HIGH SCHOOL —

- Prepped at Booker T. Washington (Tulsa, OK) HS, where he was an All-State selection and the 6A-II Offensive Player of the Year as a senior (2015)...Tallied 198 carries for 1,948 yards and 32 TDs that season
- Also competed in track and field

2019: (BALTIMORE RAVENS – 16/0, 1/0)

- In his rookie season, totaled 225 rushing yards and 2 TDs on 58 carries for the league's No. 1 scoring offense (33.2 ppg)...Helped the Ravens set a new NFL single-season record for rushing yards (3,296)
- Added 70 receiving yards on 8 catches, helping Baltimore become the first team in NFL history to average at least 200 rushing (206.0) and 200 net passing (201.6) yards per game in a season
- Helped the Ravens set new single-season franchise records for total TDs (64), points (531), rushing yards (3,296) and total net yards (6,521)
- Rushed for 39 yards and 1 TD in the win vs. Pit. (12/29)
- Scored his first-career TD on an 18-yard run in the 31-15 win at Cle. (12/22), helping clinch the franchise's first-ever No. 1 playoff seed

43 JUSTICE HILL



— HILL'S COMMUNITY IMPACT —

- Supported children of service members at Fort Meade by participating in the Ravens' Salute to Service Military Kids Clinic (2019)
- Joined teammates to sign autographs and play games during the Ravens' A Purple Evening, the team's annual event dedicated to female fans (2018)
- Participated in the organization-wide day of service, Caw to Action – a celebration of the NFL's Huddle for 100 initiative (2019)
- Participated in the Ravens' Signature Project with M&T Bank to renovate the facility and visit with children at the Webster Kendrick Boys & Girls Club in Baltimore (2019)

JUSTICE HILL'S NFL REGULAR SEASON RUSHING/RECEIVING STATISTICS

DATE	TEAM	GP	GS	RUSHING					RECEIVING				
				NO.	YDS.	AVG.	LG	TD	NO.	YDS	AVG	LG	TD
2019	Ravens	16	0	58	225	3.9	18t	2	8	70	8.8	14	0
NFL TOTALS		16	0	58	225	3.9	18t	2	8	70	8.8	14	0

JUSTICE HILL'S NFL POSTSEASON RUSHING/RECEIVING STATISTICS

DATE	TEAM	GP	GS	RUSHING					RECEIVING				
				NO.	YDS.	AVG.	LG	TD	NO.	YDS	AVG	LG	TD
2019	Ravens	1	0	0	0	0.0	0	0	4	26	6.5	14	0
NFL TOTALS		1	0	0	0	0.0	0	0	4	26	6.5	14	0

SINGLE-GAME HIGHS: RUSHING/RECEIVING

Rush Attempts 10 vs. Pittsburgh Steelers, Dec 29, 2019
Rushing Yards 39 vs. Pittsburgh Steelers, Dec 29, 2019
Longest Runs 18t at Cleveland Browns, Dec 22, 2019
Rushing TDs 1 vs. Pittsburgh Steelers, Dec 29, 2019
 ...1 more at 1.

Receptions 3 at Cleveland Browns, Dec 22, 2019
Receiving Yards 32 at Cleveland Browns, Dec 22, 2019

Longest Receptions 14 at Cleveland Browns, Dec 22, 2019
All-purpose yards 60 vs. Arizona Cardinals, Sep 15, 2019
Kickoff Returns 2 vs. New England Patriots, Nov 03, 2019
 ...4 more at 2.

Kickoff Return Yards 47 at Kansas City Chiefs, Sep 22, 2019
Longest Kickoff Return 46 at Pittsburgh Steelers, Oct 06, 2019
Most TDs 1 vs. Pittsburgh Steelers, Dec 29, 2019
 ...1 more at 1.

2019 GAME-BY-GAME REGULAR SEASON STATISTICS (RAVENS)

DATE	OPPONENT	P/S	RUSHING					RECEIVING					W/L	SCORE
			NO	YDS	AVG	LG	TD	NO	YDS	AVG	LG	TD		
09/08	at Dolphins	P	7	27	3.9	13	0	0	0	0.0	0	0	W	59-10
09/15	Cardinals	P	1	4	4.0	4	0	1	10	10.0	10	0	W	23-17
09/22	at Chiefs	P	1	1	1.0	1	0	0	0	0.0	0	0	L	28-33
09/29	Browns	P	2	8	4.0	5	0	2	9	4.5	5	0	L	25-40
10/06	at Steelers	P	2	7	3.5	4	0	0	0	0.0	0	0	W	26-23+
10/13	Bengals	P	5	31	6.2	12	0	0	0	0.0	0	0	W	23-17
10/20	at Seahawks	P	0	0	0.0	0	0	0	0	0.0	0	0	W	30-16
11/03	Patriots	P	3	7	2.3	3	0	0	0	0.0	0	0	W	37-20
11/10	at Bengals	P	3	11	3.7	8	0	0	0	0.0	0	0	W	49-13
11/17	Texans	P	5	18	3.6	9	0	1	9	9.0	9	0	W	41-7
11/25	at Rams	P	8	27	3.4	11	0	0	0	0.0	0	0	W	45-6
12/01	49ers	P	1	3	3.0	3	0	0	0	0.0	0	0	W	20-17
12/08	at Bills	P	3	8	2.7	9	0	0	0	0.0	0	0	W	24-17
12/12	Jets	P	4	15	3.8	9	0	0	0	0.0	0	0	W	42-21
12/22	at Browns	P	3	19	6.3	18t	1	3	32	10.7	14	0	W	31-15
12/29	Steelers	P	10	39	3.9	13	1	1	10	10.0	10	0	W	28-10
2019 TOTALS		16-0	58	225	3.9	18t	2	8	70	8.8	14	0	14-2	

+ - Overtime



66 WILL HOLDEN

GUARD

6-7 | 312

COLLEGE: VANDERBILT

BORN: 9/14/93, GREEN COVE SPRINGS, FL

EXP. (NFL/RAVENS): 3/1 GP/GS (PLAYOFFS): 11/7



— KEY TRANSACTIONS —

- Signed a reserve/future contract with the Ravens on 1/12/20
- Signed to Baltimore's practice squad on 12/4/20
- Released by the 49ers on 12/3/19
- Re-signed to San Francisco's practice squad on 10/3/19
- Released by the 49ers on 10/1/19
- Signed to San Francisco's practice squad on 9/17/19
- Waived by the Seahawks on 8/31/19
- Signed by Seattle on 8/28/19
- Released by the Cardinals on 7/20/19
- Re-signed by Arizona on 11/29/18
- Released by the Saints on 11/28/18
- Signed to New Orleans' practice squad on 10/2/18
- Released by the Colts on 9/25/18
- Signed to Indianapolis' practice squad on 9/13/18
- Released by the Cardinals on 9/2/18
- Originally selected by Arizona in the fifth round (157th overall) of the 2017 NFL Draft

— CAREER HIGHLIGHTS —

- In 2017, started at LT for an injured T Jared Veldheer at Was. (12/17), vs. NYG (12/24) and at Sea. (12/31), playing every offensive snap and helping the Cardinals rush for 331 yards in the final three games of the season
- Started at LG and protected Cardinals' QB Carson Palmer, allowing him to complete 33 of 51 passes for a season-high 357 yards and 1 TD in a win vs. SF (10/1/17)

— PERSONAL —

- Graduated in 2016 with a degree in human and organizational development
- Father, Kevin, spent 30 years in the Navy; his brother, Kevin, is a corpsman in the Navy and was recently on President Trump's medical team

- Helped Arizona rush for 182 yards in a win against the Packers at GB (12/2)

2017: (ARIZONA CARDINALS – 7/5)

- Played in seven games, starting five (one at TE, one at LG & three at LT)
- Started at LT for an injured T Jared Veldheer at Was. (12/17), vs. NYG (12/24) and at Sea. (12/31), playing every offensive snap and helping the Cardinals rush for 331 yards in the final three games of the season
- Started at LG and protected QB Carson Palmer, allowing him to complete 33 of 51 passes for a season-high 357 yards and 1 TD in a win vs. SF (10/1)
- Played on special teams and lined up at TE on one play during Arizona's fourth-quarter scoring drive vs. Dal. (9/25)
- Started at TE in a two-TE formation and played 15 offensive snaps in his NFL debut at Ind. (9/17)

— COLLEGE —

- Appeared in 48 games (35 starts) at Vanderbilt, playing guard and both tackle spots during his career with the Commodores
- Started all 13 games as a senior in 2016, extending his consecutive starts streak at tackle to 35 games
- Helped RB Ralph Webb become the team's all-time leading rusher and QB Kyle Shurmur produce one of the best seasons ever by a Commodores' QB
- Earned SEC Offensive Lineman of the Week honors for his performance vs. Ole Miss when he had three key blocks that resulted in TDs
- Started all 12 games at LT as a junior in 2015 after converting from RT due to a preseason injury... Played more than 870 offensive snaps, second most on the offensive line, and was credited with 33 pancake and 13 domination blocks

— HIGH SCHOOL —

- Attended Clay (Green Cove Springs, FL) HS, where he was a three-year starter, earning first-team All-State honors as a senior in 2012
- Was named to *The Florida Times-Union's* prestigious Super 24 Team as a senior
- Also lettered as a thrower in track and field, was a member of National Honor Society and achieved Eagle Scout status

2019: (SAN FRANCISCO & BALTIMORE RAVENS – 0/0, 0/0)

- Spent time on the 49ers' and Ravens' practice squads

2018: (ARIZONA CARDINALS – 4/2)

- Appeared in four games (two starts) at tackle for Arizona



44

CORNERBACK

6-0 | 197



COLLEGE: ALABAMA

BORN: 7/8/96, HOOVER, AL

EXP. (NFL/RAVENS): 4/4 GP/GS (PLAYOFFS): 46/28 (2/2)



— KEY TRANSACTIONS —

- Marlon Humphrey was selected by the Ravens in the first round (16th overall) of the 2017 NFL Draft...Declared for the NFL Draft following his redshirt sophomore season

— HONORS —

- Pro Bowl (2019)
- *Associated Press* first-team All-Pro (2019)
- Team MVP by Baltimore media (2018)

— CAREER HIGHLIGHTS —

- In 2019, totaled 65 tackles, 3 INTs (-14 yards), a team-leading 14 PD, 3 FRs (2 were returned for TDs) and 2 FFs, helping the Ravens' defense rank No. 3 in points (17.6) and No. 4 in yards (300.6) allowed per game...Baltimore's 6 defensive TDs tied (TB) for No. 1 in the NFL
- Owns the longest FR in Ravens history, a 70-yard FR-TD recorded in the 37-20 victory vs. NE (11/3/19)
- Picked up a game-sealing WR DK Metcalf fumble and ran 18 yards to score his first-career TD (10/20/19 at Sea.)
- In 2018, produced 37 tackles, 2 INTs and led the Ravens with 15 PD, earning team MVP honors by Baltimore media
- Had a career-high 4 PD in the 20-12 win vs. TB (12/16/18)
- As a rookie in 2017, totaled 34 tackles, 2 INTs and finished second on the team with 11 PD for a unit that led the league in both takeaways (34) and INTs (22)
- Recorded his first-career INT (returned 15 yards) and tallied 3 tackles in a 23-0 win at GB (11/19)
- Earned his first-career start in the 30-17 win at Oak. (10/8)

— PERSONAL —

- Father, Bobby, was a first-team All-American RB at Alabama in 1986 and 1987, ranking third in Crimson Tide career rushing yards (3,420)...Bobby became a 1989 first-round draft pick of the Denver Broncos, where he played three seasons and earned 1990 Pro Bowl honors...Bobby also played for the Miami Dolphins in 1992
- Mother, Barbara, set Alabama-Birmingham's still-standing record in the outdoor 400 meters (53.30)
- Older brother, Maudrecus, played WR at Arkansas and UAB...Older sister, Breona, ran track at UAB...Younger sister, Brittley, is a standout hurdler at LSU
- During the 2019 offseason, earned his degree from Alabama, completing a pledge he made after declaring for the draft
- Spent much of the 2018 and 2019 offseasons serving as a volunteer track coach at Hoover (AL) HS

2019: (BALTIMORE RAVENS – 16/15, 1/1)

- Produced 65 tackles, 3 INTs, a team-leading 14 PD, 3 FRs (2 of which were returned for TDs) and 2 FFs, helping Baltimore's defense rank No. 3 in points (17.6) and No. 4 in yards (300.6) allowed per game...The Ravens' 6 defensive TDs tied (TB) for No. 1 in the NFL
- Posted 4 tackles and 1 INT in the 31-15 win at Cle. (12/22), helping clinch the franchise's first-ever No. 1 playoff seed
- Blocked a 49ers' FG attempt and registered a game-high 7 tackles in the 20-17 win vs. SF (12/1)
- Posted 6 tackles and his second FR-TD in as many games in the 37-20 victory vs. NE (11/3)...His 70-yard FR came after ILB Patrick Onwuasor forced a WR Julian Edelman fumble and is the longest FR in Ravens history
- Posted 5 tackles, including 1 TFL, and 1 FR in the 30-16 win at Sea. (10/20)...Late in the fourth quarter, he picked up a game-sealing WR DK Metcalf fumble and ran 18 yards to score his first-career TD
- Registered 1 tackle, 1 QBH, 1 INT (-14 return yards) and 2 PD for a defense that limited the Bengals to 250 yards in the 23-17 victory vs. Cin. (10/13)
- Forced a WR JuJu Smith-Schuster fumble and recovered the ball, helping set up K Justin Tucker's game-winning, 46-yard FG in the 26-23 OT win at Pit. (10/6)...Had 3 tackles for a defense that allowed 269 total yards
- Posted 2 PD and 1 tackle, helping limit WR Odell Beckham Jr. to just 2 catches for 20 yards vs. Cle. (9/29)
- Registered 6 tackles, including 1 TFL, and 1 PD for a defense that limited the Cardinals to 2-of-11 (18%) on third down in the win vs. Ari. (9/15)
- Posted 2 PD, 1 INT and 1 TFL for a defense that allowed just 200 yards in the 59-10, season-opening win at Mia. (9/8)

2018: (BALTIMORE RAVENS – 14/8, 1/1)

- Produced 37 tackles (31 solo), 2 INTs and led the team with 15 PD for the league's No. 1 overall (292.9 ypg) and No. 2 scoring (17.9 ppg) defense...Was voted team MVP by local reporters who cover the Ravens
- Posted 1 solo tackle for a defense that limited the Chargers to just 243 total yards in the Wild Card vs. LAC (1/6/19)
- Registered a game-sealing INT, with 1:31 remaining in the fourth quarter, to secure the Ravens' 22-10 win at LAC (12/22)...Produced 3 tackles and 2 PD for a defense that limited the Chargers to a season-low 198 total yards
- Produced 1 INT and a career-high 4 PD – including a game-sealing fourth-and-4 stop late in the fourth quarter – for a defense that held the Buccaneers to 156 passing yards, in the 20-12 win vs. TB (12/16)



44 MARLON HUMPHREY

- Recorded 2 PD in the 26-16 win at Atl. (12/2), helping limit the Falcons to just 97 passing yards, which are the fewest by an Atlanta offense since 1999 (105 at SF)
- Posted a game-clinching, fourth-down PD with 1:43 remaining to help seal the 24-21 win vs. Cin. (11/18)
- Recorded 4 tackles (3 solo), including 1 TFL, 1 PD and his first-career FF for a defense that registered 10 TFL, 8 PD and 5 sacks at Cle. (10/7)
- Recorded 4 solo tackles for a defense that allowed the Steelers just 47 second-half yards in the 26-14 win at Pit. (9/30)...Pittsburgh was also 2-of-12 (17%) on third down
- Started at CB and tied a career high with 7 tackles (5 solo) at Cin. (9/13)

2017: (BALTIMORE RAVENS – 16/5)

- Totaled 34 tackles (30 solo), 2 INTs and finished second on the team with 11 PD for a unit that led the league in both takeaways (34) and INTs (22)
- Started at CB and posted 5 solo tackles at Pit. (12/10)
- Saw extensive time when subbing for an injured CB Jimmy Smith (Achilles)...Recorded a team-leading 7 tackles and 1 INT (returned 18 yards) in a 44-20 win vs. Det. (12/3)
- Recorded his first-career INT (returned 15 yards) and tallied 3 tackles for a defense that forced 5 turnovers, registered 6 sacks and posted its third shutout of the season in a 23-0 win at GB (11/19)...It marked just the third time in franchise history the Ravens recorded 6 sacks and forced 5 turnovers
- Registered 4 tackles and 1 PD for a defense that posted a shutout and allowed a season-low 196 yards in a 40-0 win vs. Mia. (10/26)
- Earned his first-career start and posted 3 tackles for a defense that produced 3 sacks and held the Raiders to 245 total yards in the 30-17 victory at Oak. (10/8)
- Recorded 4 solo tackles and spent time matched up one-on-one with standout Steelers WR Antonio Brown, helping limit him to 4 catches for 34 yards vs. Pit. (10/1)
- Saw action on special teams and competed from scrimmage for a defense that forced 5 turnovers (4 INTs and 1 FR) and posted the 11th shutout in franchise history in the 20-0, season-opening victory at Cin. (9/10)


— COLLEGE —

- Started all 29 games in which he played, posting 81 tackles, 5 INTs (1 returned for a TD), 13 PD and 3 FFs
- During his two years as a starter, Alabama registered a 28-2 record, making two appearances in the CFP National Championship...Crimson Tide won the 2015 national title

- In 2016, helped the Alabama defense lead the nation in scoring (13.0 ppg) and rushing (63.9 ypg), while ranking second in total defense (261.8 ypg)...Was also selected first-team All-American by the FWAA
- In 2015, was named to the Freshman All-SEC Team, posting 45 tackles, 3 INTs and 8 PD

— HIGH SCHOOL —

- Prepped at Hoover (Birmingham, AL) HS, where he was a three-time Alabama Sports Writers Association's first-team 6A All-State honoree
- Tallied 13 INTs and 31 PD during his career, helping lead Hoover to State Championships in 2012 and 2013
- Named the 2013 *Birmingham News* Metro Boys Track Athlete of the Year...Posted a top time of 6.89 seconds in the indoor 60-meter dash, 7.80 in the 60-meter hurdles and a 48.11 best in the 400-meter hurdles



44 MARLON HUMPHREY



— HUMPHREY'S COMMUNITY IMPACT —

- Alongside teammates, participated in the St. John Baptist 5K Run, Walk and Roll/Walk for Bobbi Engram Foundation, hosted by tight ends coach Bobby Engram (2019)
- Alongside teammates, attended the inaugural Bradley and Nikki Bozeman Foundation Halloween Costume Party in support of the foundation's anti-bullying initiative (2019)
- Participated in the organization-wide day of service, Caw to Action – a celebration of the NFL's Huddle for 100 initiative (2019)
- Hosted his Ball Speed and Agility Camp in his hometown of Hoover, AL (2019)
- Participated in Anthony Levine Sr.'s 10th Annual Home Run Derby & Softball Game with Ravens teammates (2019)
- Helped build HOPE kits with teammate Brandon Carr at the Under Armour Performance Center, which were sent to breast cancer patients at Johns Hopkins and MedStar Union Memorial Hospital (2018)
- Battled overseas military members in video game competitions in the Ravens' first Pros vs. GI Joes tournament (2018)
- Attended the Ravens annual Holiday Helpers event at Target to shop for gifts with Baltimore youth in need (2018-19)
- Teamed up with the Ravens and Verizon Wireless to "Pass it Forward" by surprising customers at Safeway with gift cards (2018)
- Helped distribute coats and cold-weather gear to residents at the annual Helping Up Mission coat distribution (2018)
- Attended Jimmy Seafood's "Shrimp & Gifts" event as a celebrity shopper (2018)
- Participated in the team's KaBoom! playground build in the Douglass Homes neighborhood alongside teammates, Ravens staff and volunteers (2018)
- Joined the 2017 rookie class at the Helping Up Mission men's shelter Baltimore City to visit and serve dinner to residents
- Participated in a police ride-along with law enforcement officials in West Baltimore to meet with local youth and discuss social justice topics (2017)
- Joined teammates to sign autographs and play games during the Ravens' A Purple Evening, the team's annual event dedicated to female fans (2017, 2019)
- Partnered with Jimmy's Famous Seafood for 9th Annual Toys for Tots Gala (2017)
- Supports current and former teammates' charitable endeavors including Anthony Levine Sr.'s Celebrity Bowling event (2017, 2019), Tony Jefferson's "Shop With A Jock" Shopping event, Matthew Judon's Karaoke and Lip Sync Party (2018) and Jameel McClain's 53 Families Thanksgiving event (2017-19)

MARLON HUMPHREY'S NFL REGULAR SEASON DEFENSIVE STATISTICS

DATE	TEAM	GP	GS	TACKLES							INTERCEPTIONS					FUMBLES			ST				MISC				
				TK	S	A	TFL	YDS	SK	YDS	QBH	NO	YDS	LG	TD	PD	FF	FR	YDS	TK	S	A	FF	FR	S	A	
2017	Ravens	16	5	34	30	4	1	5	0.0	0.0	0	2	33	18	0	11	0	0	0	0	0	0	0	0	0	0	0
2018	Ravens	14	8	37	31	6	3	6	0.0	0.0	0	2	0	0	0	15	1	0	0	0	0	0	0	0	0	0	0
2019	Ravens	16	15	65	53	12	4	7	0.0	0.0	1	3	14	14	0	14	2	3	91	0	0	0	0	0	0	0	0
NFL TOTALS		46	28	136	114	22	8	18	0.0	0.0	1	7	47	18	0	40	3	3	91	0	0	0	0	0	0	0	0

MARLON HUMPHREY'S NFL POSTSEASON DEFENSIVE STATISTICS

DATE	TEAM	GP	GS	TACKLES							INTERCEPTIONS					FUMBLES			ST				MISC				
				TK	S	A	TFL	YDS	SK	YDS	QBH	NO	YDS	LG	TD	PD	FF	FR	YDS	TK	S	A	FF	FR	S	A	
2018	Ravens	1	1	1	1	0	0	0	0.0	0.0	0	0	0	0	0	0	0	0	0	0	0	0	0	0	0	0	0
2019	Ravens	1	1	2	2	0	0	0	0.0	0.0	0	0	0	0	0	0	0	0	0	0	0	0	0	0	0	0	0
NFL TOTALS		2	2	3	3	0	0	0	0.0	0.0	0	0	0	0	0	0	0	0	0	0	0	0	0	0	0	0	0

SINGLE-GAME HIGHS: DEFENSIVE

Total Tackles	7 vs. San Francisco 49ers, Dec 01, 2019 ...2 more at 7.	Tackles For Loss	1 at Buffalo Bills, Dec 08, 2019 ...7 more at 1.
Passes Defensed	4 vs. Tampa Bay Buccaneers, Dec 16, 2018	Interceptions	1 at Cleveland Browns, Dec 22, 2019 ...6 more at 1.
Forced Fumbles	1 at Pittsburgh Steelers, Oct 06, 2019 ...2 more at 1.	Interception Return Yards	18 vs. Detroit Lions, Dec 03, 2017
Fumble Recoveries	1 vs. New England Patriots, Nov 03, 2019 ...2 more at 1.		

44 MARLON HUMPHREY

2019 GAME-BY-GAME REGULAR SEASON STATISTICS (RAVENS)

DATE	OPPONENT	P/S	TACKLES							INTERCEPTIONS					FUMBLES			ST				MISC		W/L	SCORE		
			TK	S	A	SK	YDS	TFL	YDS	QBH	NO	YDS	LG	TD	PD	FF	FR	YDS	TK	S	A	FF	FR			S	A
09/08	at Dolphins	P	1	1	0	0.0	0.0	1	3	0	1	0	0	0	2	0	0	0	0	0	0	0	0	0	0	W	59-10
09/15	Cardinals	S	6	5	1	0.0	0.0	1	3	0	0	0	0	0	1	0	0	0	0	0	0	0	0	0	W	23-17	
09/22	at Chiefs	S	5	3	2	0.0	0.0	0	0	0	0	0	0	0	1	0	0	0	0	0	0	0	0	0	L	28-33	
09/29	Browns	S	1	1	0	0.0	0.0	0	0	0	0	0	0	0	2	0	0	0	0	0	0	0	0	0	L	25-40	
10/06	at Steelers	S	3	3	0	0.0	0.0	0	0	0	0	0	0	0	1	1	3	0	0	0	0	0	0	0	W	26-23+	
10/13	Bengals	S	1	1	0	0.0	0.0	0	0	1	1	14	14	0	2	0	0	0	0	0	0	0	0	0	W	23-17	
10/20	at Seahawks	S	5	4	1	0.0	0.0	1	1	0	0	0	0	0	0	1	18	0	0	0	0	0	0	0	W	30-16	
11/03	Patriots	S	6	5	1	0.0	0.0	0	0	0	0	0	0	0	0	1	70	0	0	0	0	0	0	0	W	37-20	
11/10	at Bengals	S	5	3	2	0.0	0.0	0	0	0	0	0	0	0	2	0	0	0	0	0	0	0	0	0	W	49-13	
11/17	Texans	S	3	1	2	0.0	0.0	0	0	0	0	0	0	0	0	0	0	0	0	0	0	0	0	0	W	41-7	
11/25	at Rams	S	5	5	0	0.0	0.0	0	0	0	0	0	0	0	0	0	0	0	0	0	0	0	0	0	W	45-6	
12/01	49ers	S	7	7	0	0.0	0.0	0	0	0	0	0	0	0	0	0	0	0	0	0	0	0	0	0	W	20-17	
12/08	at Bills	S	6	4	2	0.0	0.0	1	0	0	0	0	0	0	2	0	0	0	0	0	0	0	0	0	W	24-17	
12/12	Jets	S	4	4	0	0.0	0.0	0	0	0	0	0	0	0	2	0	0	0	0	0	0	0	0	0	W	42-21	
12/22	at Browns	S	4	3	1	0.0	0.0	0	0	0	1	0	0	0	1	0	0	0	0	0	0	0	0	0	W	31-15	
12/29	Steelers	S	3	3	0	0.0	0.0	0	0	0	0	0	0	0	0	0	0	0	0	0	0	0	0	0	W	28-10	
2019 TOTALS		16-15	65	53	12	0.0	0.0	4	7	1	3	14	14	0	14	2	3	91	0	0	0	0	0	0	0	14-2	

+ - Overtime

1X
PRO BOWLER

1X
FIRST-TEAM
ALL-PRO

2019 RAVENS PASS DEFENDERS

INTERCEPTIONS

1. Marlon Humphrey... 3
- Marcus Peters... 3
3. Josh Bynes... 2
- Earl Thomas III... 2

PASSES DEFENSED

1. Marlon Humphrey... 14
2. Marcus Peters... 10
3. Chuck Clark... 9
4. Brandon Carr... 6
- Jimmy Smith... 6

MARLON MAKES PLAYS

- X Humphrey, the Ravens' 2017 first-round pick, produced 14 PD in 2019, tying for the NFL's eighth most by a CB. Humphrey earned first-team All-Pro honors at DB and his first Pro Bowl accolade.
- X Humphrey had 3 INTs, 14 PD, 2 FFs and 3 FRs, two of which he returned for TDs (70-yarder vs. NE & 18-yarder at Sea.).
- X Humphrey's 70-yard FR-TD vs. NE is the longest fumble recovery return in Ravens franchise history.
 - X On 10/6 at Pittsburgh, Humphrey made a clutch forced fumble on WR JuJu Smith-Schuster and recovered the ball, helping set up K Justin Tucker's game-winning, 46-yard FG in Baltimore's 26-23 OT victory.
 - X Humphrey was one of three NFL defenders (Minkah Fitzpatrick & Harrison Smith) to post at least 3 INTs, 2 FFs and 2 FRs (3) in 2019.

MARLON HUMPHREY





21

RUNNING BACK

5-9 | 210



MARK INGRAM II

COLLEGE: ALABAMA

BORN: 12/21/89, FLINT, MI

EXP. (NFL/RAVENS): 10/2 GP/GS (PLAYOFFS): 121/78 (7/4)



— KEY TRANSACTIONS —

- Signed with the Ravens as an UFA (NO) on 3/15/19
- Placed on Injured Reserve on 12/10/15
- Signed a four-year extension with the Saints on 3/8/15
- Placed on Injured Reserve on 1/3/12
- Selected by the New Orleans Saints in the first round (28th overall) of the 2011 NFL Draft

— HONORS —

- Three-time Pro Bowler (2014, 2017, 2019)
- Saints Walter Payton Man of the Year (2018)
- FedEx Ground Player of the Week (Week 10 & Week 11, 2017; Week 12, 2016; Week 8, 2014; Week 10, 2013)
- NFC Offensive Player of the Week (Week 11, 2017; Week 12, 2016)
- Castrol Clutch Performer (Week 6 & Week 10, 2017)
- Saints Ed Block Courage Award recipient (2012)

— CAREER HIGHLIGHTS —

- His 15 total TDs in 2019 tied the franchise single-season record (Ray Rice, 15 in 2011) and ranked fourth in the NFL
- In 2019, led the Ravens in rush attempts (202) and rushing TDs (10) and ranked second in rushing yards (1,018)...Helped Baltimore produce the NFL's No. 1 scoring offense (33.2 ppg) and set a new NFL single-season record for rushing yards (3,296)...Also assisted Baltimore in becoming the first team ever to average at least 200 rushing (206.0) and 200 passing (201.6) yards per game in a season
- Helped set new single-season franchise records for total TDs (64), points (531), rushing yards (3,296) and total net yards (6,521) in 2019
- Owns 7,025 rushing yards and 60 TDs on 1,523 carries, adding 254 catches for 1,845 yards and 10 TDs
- Since 2014, his 4.77 yards-per-carry average ranks No. 1 among NFL RBs (min. 600 att.) (tied, Derrick Henry, Ten.)
- Among active RBs, Ingram II's 49 rushing TDs since 2014 are the NFL's second most (Todd Gurley – 58)...Among active RBs overall, his 60 rushing TDs rank as the NFL's fifth most
- On 9/22/19 at KC, produced 3 rushing TDs for the second time (2017) in his career, marking the fifth 3-TD rushing performance ever by a Raven
- Has thrice eclipsed the 1,000-yard rushing barrier, doing so in 2019 (1,018), in 2017 (1,124) and in 2016 (1,043)
- In 2018, while helping lead New Orleans to the NFC Championship game, he totaled 645 rushing yards and 7 total TDs (6 rushing and 1 receiving) in 12 games
- In 2018, became the Saints' all-time rushing TDs leader (50), passing RB Deuce McAllister's mark of 49 TDs

- In 2017, recorded personal bests in rushing yards (1,124 – second in the NFC and fifth in the NFL), attempts (230), TDs (12 – second in the NFL), receiving yards (416) and receptions (58)...His 1,540 total yards from scrimmage also marked a new career-high

— PERSONAL —

- Father, Mark Ingram Sr., was drafted by the New York Giants (28th overall) in 1987 and played 10 NFL seasons with the Giants, Dolphins, Packers and Eagles, including a win in Super Bowl XXV

2019: (BALTIMORE RAVENS – 15/15, 1/1)

- Led the Ravens in rushing attempts (202) and rushing TDs (10) and ranked second (Lamar Jackson - 1,206) in rushing yards (1,018)...Helped Baltimore produce the NFL's No. 1 scoring offense (33.2 ppg) and set a new NFL single-season record for rushing yards (3,296)
- Assisted Baltimore in becoming the first team in NFL history to average at least 200 rushing (206.0) and 200 net passing (201.6) yards per game in a single season
- The Ravens set new single-season franchise records for total TDs (64), points (531), rushing yards (3,296) and total net yards (6,521)
- Recorded 55 yards on 8 carries and 36 yards on 2 receptions – including a 12-yard TD catch – in the 31-15 win at Cle. (12/22), helping clinch the franchise's first-ever No. 1 playoff seed...His 15 total TDs in 2019 tie the franchise single-season record (Ray Rice, 15 in 2011)
- Rushed for 76 yards and 1 TD – helping set a new single-season franchise record for rushing yards – and added a 10-yard TD reception in the 42-21 win vs. NYJ (12/12)
- Recorded 59 rushing yards as part of Baltimore's 178-yard rushing output in the 20-17 win vs. SF (12/1)
- Rushed for 111 yards and 1 TD on 15 carries, marking his fourth 100-yard rushing performance of the season and helping the Ravens produce 480 yards of offense (including a season-high 285 rushing) in the 45-6 win at LAR (11/25)...Added a 7-yard TD reception as part of his team-high 12 overall TDs
- Totaled 48 rushing yards, contributing to the Ravens' 256 rushing yards in the 41-7 victory vs. Hou. (11/17)...Adding 3 receptions for 37 yards and a career-high 2 receiving TDs
- Rushed for 34 yards, including a 1-yard TD, on 9 carries to help the Ravens produce 379 yards of offense in the 49-13 win at Cin. (11/10)
- Posted a game-high 115 yards on 15 carries, marking his third 100-yard rushing output of the season and the 18th of his career, in the 37-20 victory vs. NE (11/3)

21 MARK INGRAM II

- Totaled 44 rushing yards and 1 TD (4 yards) on 19 carries in the 26-23 OT victory at Pit. (10/6)...The TD run marked his sixth-consecutive season with at least 6 rushing TDs, which stands as the NFL's longest active streak...It's also the longest streak of consecutive seasons with 6-or-more rushing TDs since Adrian Peterson had seven (2007-13)
- Produced 3 rushing TDs for the second time (11/12/17 at Buf.) in his career and totaled 103 rushing yards on 16 carries at KC (9/22)...His performance marked the fifth 3-TD rushing performance ever by a Raven (Ray Rice, 2011; Willis McGahee, 2010; Jamal Lewis 2006 & 2003)
- In his Ravens debut, posted 107 rushing yards and 2 TDs in the 59-10 win at Mia. (9/8)...Helped Baltimore set single-game team records in yards (643) and points scored (59)

2018: (NEW ORLEANS SAINTS – 12/6, 2/1)

- Ranked second on the Saints in rushing with 138 carries for 645 yards (4.6 avg.) with 6 TDs, adding 21 receptions for 170 yards with 1 TD
- In two postseason contests, carried 18 times for 84 yards (4.7 avg.)...Also caught 4 passes for 15 yards
- Rushed 9 times for 53 yards, including a 36-yard run, the longest non-scoring rush in team postseason history, in the NFC Divisional Playoff vs. Phi. (1/13/19)...Surpassed RBs Reggie Bush and Pierre Thomas to set a Saints' record for career postseason rushing yards (246)
- Recorded 11 carries for 35 yards with 1 TD and surpassed Deuce McAllister to become the Saints' all-time rushing TDs leader (50) vs. Pit. (12/23)
- Reached 7,500 total career yards from scrimmage on 12 carries for 63 yards, becoming the fifth Saint to achieve the feat, at Car. (12/17)
- Rushed 13 times for 52 yards and 1 TD at TB (12/9)
- In his 100th-career game, finished with 103 yards and 2 TDs on 16 carries vs. Phi. (11/18)
- Finished with 13 carries for a team-high 104 yards and tallied 3 receptions for 58 yards and 1 TD at Cin. (11/11)
- Made his 2018 debut with 16 carries for 53 yards and 2 TDs, adding 2 receptions for 10 yards vs. Was. (10/8)

2017: (NEW ORLEANS SAINTS – 16/12, 2/2)

- Earning his second Pro Bowl, recorded personal bests in rushing yards (1,124 – fifth in the NFL), TDs (12 – second in the NFL), receiving yards (416) and receptions (58)
- His 1,540 total yards from scrimmage marked a new career high, also ranking seventh in the NFL...Ranked fourth in league in average rushing yards per carry (4.89 avg.)
- Rushed 13 times for 44 yards and a 26-yard TD and caught 3 passes for 22 yards vs. Atl. (12/24)
- Registered 12 rushes for 74 yards and 2 TDs, including a 50-yard TD run vs. NYJ (12/17)
- Notched 14 carries for 86 yards and 1 TD and caught a team-high 6 passes for 37 yards vs. Car. (12/3)

- Named NFL Offensive Player of the Week when he recorded 11 carries for a season-high 134 yards and 1 TD vs Was. (11/19)...Also moved into second place on New Orleans' all-time rushing list, surpassing 5,000 career yards in his 13th 100-yard rushing game
- Recorded a career-high 3 TDs on 21 rushes for 131 yards as part of an effort that resulted in 298 total rushing yards, the third-highest total in team history, at Buf. (11/12)...Joined RB Alvin Kamara to form the first Saints duo with 100-yard rushing games since 2006, also collaborating with WR Michael Thomas, for the first trio in team history with two 100-yard rushing games and one 100-yard receiving game
- Started his 50th-career game and tallied 18 rushes for 75 yards vs. Chi. (10/29)...Also added 6 receptions for 24 yards
- Rushed 22 times for 105 yards and 1 TD and caught 4 passes for 5 yards at GB (10/22)
- Carried 25 times for 114 yards and 2 TDs, including a season-long 51-yard rush, and caught a team-high 5 passes for 36 yards vs. Det. (10/15)
- Recorded 14 rushes for 56 yards and caught 2 passes for 30 yards in a 34-13 victory at Car. (9/24)

2016: (NEW ORLEANS SAINTS – 16/14)

- Rushed 205 times for team-high 1,043 yards (posting a career-high 5.1 avg.) and 6 TDs... Added 46 catches for 319 yards and 4 TDs
- Ranked fifth in the NFL in yards per carry (5.1), 11th in rushing yards (1,043 yards), 14th in yards from scrimmage (1,362) and 15th in scoring among non-kickers (64)
- Totaled 14 points on 18 carries for 90 yards, posting 2 TDs and a 2-point conversion vs. TB (12/24)
- Carried 17 times for 78 yards and caught 2 passes for 14 yards at Ari. (12/18)...Became the fourth Saint ever with 4,000 career rushing yards
- Registered 7 rushes for 37 yards and recorded 5 receptions for 16 yards vs. Det. (12/4)... Became first Saint to tally 1,000 total yards from scrimmage in three-consecutive seasons since WR Marques Colston (2009-12)
- Named NFC Offensive Player of the Week for the first time in his career after rushing for 146 yards and 1 TD on 14 carries in the win vs. LAR (11/27)...Also had a 21-yard TD reception
- Carried 15 times for 158 yards, including a career-long 75-yard TD, adding 2 receptions (13 yards) and a TD at SF (11/6)
- Rushed 18 times for 56 yards and a TD, also leading the team with 6 receptions for 49 yards at LAC (10/2)
- Recorded 15 rushes for 77 yards and a 2-point conversion, adding 4 catches for 30 yards – including a 5-yard TD, which was his first-ever scoring reception – vs. Atl. (9/26)

2015: (NEW ORLEANS SAINTS – 12/10)

- Rushed 166 times for team-high 769 yards (4.6 avg.) and 6 TDs, adding 50 receptions for 405 yards before suffering a season-ending shoulder injury and being placed on Injured Reserve (12/10)

21 MARK INGRAM II

- Finished with 9 rushes for 52 yards and added 6 receptions for 45 yards, reaching 1,000 yards from scrimmage for the second-consecutive season, at Hou. (11/29)
- Registered 16 carries for 80 yards and 4 catches for 39 yards vs. NYG (11/1)...Successfully converted a first down on a key fourth-and-1 play on a game-tying drive
- Carried 14 times for 143 yards and a TD (10.2 avg.), including a 44-yard run, at Ind. (10/25)
- Rushed for 46 yards and 2 TDs vs. Atl. (10/15)
- Recorded 77 yards on 17 rushes, adding 51 yards on 6 receptions and finishing with a game-high 128 total yards from scrimmage, vs. Dal. (10/4)

2014: (NEW ORLEANS SAINTS – 13/9)

- En route to his first Pro Bowl nod, notched 964 rushing yards on 226 attempts and 9 TDs, adding 29 catches for 145 yards...Tallied four 100-yard rushing games
- Tied for third in NFL in rushing TDs (9) and ranked seventh in rushing yards per game (74.2)
- In the season finale at TB (12/28), rushed 14 times for 57 yards and 1 TD
- Recorded 17 rushes for 59 yards and 1 TD at Chi. (12/15)
- Finished with 122 yards on 23 carries, including a season-long 31-yard run, at Pit. (11/30)
- Registered 27 rushes for 120 yards vs. SF (11/9)...Became the first Saint to post 100 rushing yards in three-consecutive games since Deuce McAllister in 2003
- Rushed 30 times for 100 yards and 2 TDs at Car. (10/30)
- Set a career-high with 172 yards and 1 TD on 24 carries vs. GB (10/26)
- Rushed 11 times for a game-high 83 yards and 1 TD, also catching 3 passes for 21 yards at Cle. (9/14)

2013: (NEW ORLEANS SAINTS – 11/3, 2/1)

- Rushed 78 times for 386 yards (4.9 avg.) and 1 TD...Added 7 receptions for 68 yards
- Was NO's leading postseason rusher, posting 28 carries for 146 yards (5.2 avg.) and 1 TD
- Carried 10 times for 49 yards, also rushing for a 2-point conversion, in NFC Divisional Playoff at Sea. (1/11/14)
- In his postseason debut, started and carried 18 times for 97 yards and 1 TD in the Wild Card Playoff at Phi. (1/4/14)
- Was a gameday inactive from Weeks 3-8 (toe)
- Enjoyed a breakout performance, rushing 14 times for 145 yards and 1 TD vs. Dal. (11/10)...Also caught 2 passes for 15 yards to produce 160 yards of total offense

2012: (NEW ORLEANS SAINTS – 16/5)

- Finished first for NO in rushing, carrying 156 times for 602 yards and a team-best 5 TDs
- Voted by his teammates as the Saints' Ed Block Courage Award winner following a successful comeback from knee and toe surgeries

- Led team in rushing with a season-high 90 yards on 14 carries (6.4 avg.) and 1 TD vs. TB (12/16)
- Produced 67 yards on 12 carries (5.6 avg.), including a 27-yard TD run at Oak. (11/18)
- Made his first start of season and rushed 7 times for 44 yards
- Registered a team-high 16 carries for 53 yards and 1 TD at Car. (9/16)

2011: (NEW ORLEANS SAINTS – 10/4, 0/0)

- Rushed 122 times for 474 yards and 5 TDs, tying for the team lead in rushing scores, before being placed on Injured Reserve (toe) on 12/10
- Led the team in rushing when he carried 16 times for 54 yards, including a 14-yard TD, vs. Det. (12/4)
- Was the leading rusher of a three-headed running attack, including RBs Darren Sproles and Pierre Thomas, that gained 205 rushing yards when Ingram carried 13 times for 80 yards and a 35-yard TD vs. NYG (11/28)
- Helped power a rushing attack that racked up 236 yards, carrying 14 times for a game-high 91 yards, vs. Ind. (10/23)
- Scored his first-career TD on a 13-yard, game-winning rush, totaling 9 rushes for 38 yards, vs. Hou. (9/25)

— COLLEGE —

- Played in 39 games (24 starts) at Alabama, rushing for 3,261 yards and 42 TDs...Posted 46 overall TDs
- As a junior, after missing the first two games following knee surgery, started the remaining 11 and carried 158 times for 875 yards (5.5 avg.) and 13 TDs
- Was named to the 2010 All-SEC second team by league coaches and was the co-recipient of Alabama's Offensive Player of the Year award...Was also one of six recipients of Alabama's Commitment to Academic Excellence award
- Won the Heisman Trophy as a sophomore in 2009, leading Alabama to its first BCS National Championship...Was a consensus All-American first-team selection...Finished as a finalist for the Maxwell, Doak Walker and Walter Camp Player of the Year awards
- Named *The Sporting News* National Player of the Year, *Associated Press* SEC Offensive Player of the Year and a unanimous first-team All-SEC selection
- Started all 14 games as a sophomore, leading the SEC and ranking fourth nationally with a school-record 1,658 yards (sixth most in SEC history) and 17 TDs on 271...Added 32 receptions for 334 yards (10.4 avg.) and 3 TDs
- His 1,992 all-purpose yards ranked second in school history and eighth on the SEC single-season list
- Named the National Championship Offensive MVP vs. Texas after rushing for 116 yards and 2 TDs
- Was an SEC Coaches Freshman All-Conference selection in 2008...Gained 728 rushing yards and a team-high 12 TDs on 143 carries...Also added 54 yards receiving on 7 catches

21 MARK INGRAM II

- Majored in telecommunications and film

— HIGH SCHOOL —

- Prepped at Flint (MI) Southwestern Academy as a senior in 2007 and earned All-State and *Detroit Free Press* Offensive Dream Team honors...Rushed for 1,699 yards and 24 TDs, also registering 84 tackles with 8 INTs
- Attended Grand Blanc (Flint, MI) HS from 2003-06, when he ran for 846 yards and 14 TDs on 121 carries (7.0 avg.) as a junior...Added 260 yards and 2 TDs on 22 receptions (11.8 avg.)...Also posted 33 tackles with 2 INTs at cornerback



— INGRAM II'S COMMUNITY IMPACT —

- Hosted a holiday shopping event at Dick's Sporting Goods alongside Ravens teammate WR Willie Snead IV for Baltimore youth (2019)
- Alongside Matthew Judon, supported ShareBaby's Casino Nights Holiday Fundraiser at LIVE! Casino (2019)
- Surprised local high school teams with a visit to the Ravens RISE High School Football Showdown game of the week (2019)
- Participated in the organization-wide day of service, Caw to Action – a celebration of the NFL's Huddle for 100 initiative (2019)
- In 2011, established the Mark Ingram Foundation, which helps children who have incarcerated parents... Since the foundation's inception, annually hosts a shopping spree for children with incarcerated parents and a back-to-school supply giveaway
- Sponsored a backpack giveaway for over 200 underserved kids in New Orleans (2018)
- Surprised students at the New Orleans Center for Creative Arts with tickets to the Saints' Thanksgiving game in honor of them creating a song for the Saints (2018)
- Was honored by Volunteers of America, receiving its highest honor, the Ballington & Maud Booth Award, in recognition of his work mentoring children, particularly those with an incarcerated parent (2018)
- Was selected to participate in the NFL's USO Tour in the 2018 offseason, visiting with and supporting troops stationed abroad in Italy and Germany
- Participated in the Saints' inaugural trip in support of PLAY 60 Canada (2017)
- Part of a group of NFL players who donated supplies to residents of Ingram's hometown of Flint during the city's 2016 water crisis
- Appeared in the Zurich Classic Celebrity Shootout prior to the start of the tournament to raise money and awareness for his foundation and its cause (2015-17)
- Partnered with his hometown of Flint, MI, to provide athletic jerseys to athletes at community schools (2014)
- Was named the NFLPA Community MVP (2014)
- Throughout his time in New Orleans, assisted in the Saints' annual turkey giveaway...Also participated in Saints' annual Community Patrol summer camps, where underserved youth are taught the fundamentals of football, while also benefitting from class instruction that focuses on character development and anger management

MARK INGRAM II'S NFL REGULAR SEASON RUSHING/RECEIVING STATISTICS

DATE	TEAM	GP	GS	RUSHING					RECEIVING				
				NO.	YDS.	AVG.	LG	TD	NO.	YDS	AVG	LG	TD
2011	Saints	10	4	122	474	3.9	35t	5	11	46	4.2	9	0
2012	Saints	16	5	156	602	3.9	31	5	6	29	4.8	16	0
2013	Saints	11	3	78	386	4.9	34	1	7	68	9.7	23	0
2014	Saints	13	9	226	964	4.3	31	9	29	145	5.0	14	0
2015	Saints	12	10	166	769	4.6	70	6	50	405	8.1	59	0
2016	Saints	16	14	205	1,043	5.1	75t	6	46	319	6.9	22	4
2017	Saints	16	12	230	1,124	4.9	72	12	58	416	7.2	54	0
2018	Saints	12	6	138	645	4.7	38	6	21	170	8.1	28t	1
2019	Ravens	15	15	202	1,018	5.0	53	10	26	247	9.5	25t	5
NFL TOTALS		121	78	1,523	7,025	4.6	75t	60	254	1,845	7.3	59	10

21 MARK INGRAM II

MARK INGRAM II'S NFL POSTSEASON RUSHING/RECEIVING STATISTICS

DATE	TEAM	RUSHING							RECEIVING				
		GP	GS	NO.	YDS.	AVG.	LG	TD	NO.	YDS	AVG	LG	TD
2013	Saints	2	1	28	146	5.2	18	1	3	17	5.7	11	0
2017	Saints	2	1	19	47	2.5	9	0	2	16	8.0	13	0
2018	Saints	2	1	18	84	4.7	36	0	4	15	3.8	8	0
2019	Ravens	1	1	6	22	3.7	7	0	1	9	9.0	9	0
NFL TOTALS		7	4	71	299	4.2	36	1	10	57	5.7	13	0

SINGLE-GAME HIGHS: RUSHING/RECEIVING

Rush Attempts 30 at Carolina Panthers, Oct 30, 2014
Rushing Yards 172 vs. Green Bay Packers, Oct 26, 2014
Longest Runs 75t at San Francisco 49ers, Nov 06, 2016
Rushing TDs 3 at Kansas City Chiefs, Sep 22, 2019
 ...1 more at 3.
Receptions 8 at Arizona Cardinals, Sep 13, 2015

Receiving Yards 98 at Arizona Cardinals, Sep 13, 2015
Longest Receptions 59 at Arizona Cardinals, Sep 13, 2015
Receiving TDs 2 vs. Houston Texans, Nov 17, 2019
All-purpose yards 175 vs. Green Bay Packers, Oct 26, 2014
Most TDs 3 at Kansas City Chiefs, Sep 22, 2019
 ...1 more at 3.

100-YARD RUSHING GAMES [19]: REGULAR SEASON

DATE	TEAM	ATT.	YDS.	AVG.	LG	TD
11/10/13	COWBOYS	14	145	10.4	34	1
10/26/14	PACKERS	24	172	7.2	28	1
10/30/14	at Panthers	30	100	3.3	19	2
11/09/14	49ERS	27	120	4.4	11	0
11/30/14	at Steelers	23	122	5.3	31	0
10/25/15	at Colts	14	143	10.2	44	1
11/06/16	at 49ers	15	158	10.5	75t	1
11/27/16	RAMS	14	146	10.4	61	1
01/01/17	at Falcons	20	103	5.2	38	1
10/15/17	LIONS	25	114	4.6	51	2
10/22/17	at Packers	22	105	4.8	23	1
11/12/17	at Bills	21	131	6.2	25	3
11/19/17	WASHINGTON	11	134	12.2	36t	1
11/11/18	at Bengals	13	104	8.0	33	0
11/18/18	EAGLES	16	103	6.4	38	2
09/08/19	at Dolphins	14	107	7.6	49	2
09/22/19	at Chiefs	16	103	6.4	21	3
11/03/19	PATRIOTS	15	115	7.7	53	0
11/25/19	at Rams	15	111	7.4	25	1

2019 GAME-BY-GAME REGULAR SEASON STATISTICS [RAVENS]

DATE	OPPONENT	P/S	RUSHING					RECEIVING					W/L	SCORE
			NO	YDS	AVG	LG	TD	NO	YDS	AVG	LG	TD		
09/08	at Dolphins	S	14	107	7.6	49	2	0	0	0.0	0	0	W	59-10
09/15	Cardinals	S	13	47	3.6	16	0	2	30	15.0	20	0	W	23-17
09/22	at Chiefs	S	16	103	6.4	21	3	4	32	8.0	13	0	L	28-33
09/29	Browns	S	12	71	5.9	18	0	1	0	0.0	0	0	L	25-40
10/06	at Steelers	S	19	44	2.3	14	1	2	5	2.5	4	0	W	26-23+
10/13	Bengals	S	13	52	4.0	12	1	2	22	11.0	11	0	W	23-17
10/20	at Seahawks	S	12	46	3.8	8	0	1	7	7.0	7	0	W	30-16
11/03	Patriots	S	15	115	7.7	53	0	2	29	14.5	18	0	W	37-20
11/10	at Bengals	S	9	34	3.8	9	1	0	0	0.0	0	0	W	49-13
11/17	Texans	S	13	48	3.7	11	0	3	37	12.3	25t	2	W	41-7
11/25	at Rams	S	15	111	7.4	25	1	1	7	7.0	7t	1	W	45-6
12/01	49ers	S	15	59	3.9	10	0	2	3	1.5	2	0	W	20-17
12/08	at Bills	S	15	50	3.3	9	0	3	29	9.7	15	0	W	24-17
12/12	Jets	S	13	76	5.8	29	1	1	10	10.0	10t	1	W	42-21
12/22	at Browns	S	8	55	6.9	27	0	2	36	18.0	24	1	W	31-15
12/29	Steelers												W	28-10
ON INACTIVE LIST														
2019 TOTALS		15-15	202	1,018	5.0	53	10	26	247	9.5	25t	5	14-2	

+ - Overtime

21 MARK INGRAM II

2019 NFL RUSHING LEADERS

In 2019, QB Lamar Jackson ranked sixth in the NFL in rushing yards (1,206), while RB Mark Ingram II (1,018) was No. 14.

MOST NFL RUSHING YARDS / 2019 SEASON

Rk.	Player	Att.	Yards	Avg.	TDs	LG
1.	Derrick Henry (Ten.)	303	1,540	5.08	16	74
2.	Nick Chubb (Cle.)	298	1,494	5.01	8	88
3.	Christian McCaffrey (Car.)	287	1,387	4.83	15	84
4.	Ezekiel Elliott (Dal.)	301	1,357	4.51	12	33
5.	Chris Carson (Sea.)	278	1,230	4.42	7	59
6.	Lamar Jackson (Bal.)	176	1,206	6.85	7	47
7.	Leonard Fournette (Jax.)	265	1,152	4.35	3	81
8.	Josh Jacobs (Oak.)	242	1,150	4.75	7	51
9.	Joe Mixon (Cin.)	278	1,137	4.09	5	41
10.	Dalvin Cook (Min.)	250	1,135	4.54	13	75
11.	Marlon Mack (Ind.)	247	1,091	4.42	8	63
12.	Aaron Jones (GB)	236	1,084	4.59	16	56
13.	Carlos Hyde (Hou.)	245	1,070	4.37	6	58
14.	Mark Ingram II (Bal.)	202	1018	5.04	10	53

- ✗ Ingram II has produced at least 6 rushing TDs in six-straight seasons, marking the NFL's longest active streak. Not since Adrian Peterson (seven, from 2007-13) has an NFL player scored at least 6 rushing TDs in six-straight seasons.
- ✗ Ingram II tallied four 100-yard rushing games in 2019 and now has 19 overall for his career. In Week 16 at Cleveland, he surpassed the 1,000-yard rushing milestone for the third time in his career.

2019 NFL RUSHING TDs

Rk.	Player	TDs
1.	Derrick Henry (Ten.)	16
	Aaron Jones (GB)	16
3.	Christian McCaffrey (Car.)	15
4.	Dalvin Cook (Min.)	13
5.	Ezekiel Elliott (Dal.)	12
	Todd Gurley (LAR)	12
7.	Mark Ingram II (Bal.)	10

2019 NFL SCRIMMAGE TDs

Rk.	Player	TDs
1.	Aaron Jones (GB)	19
	Christian McCaffrey (Car.)	19
3.	Derrick Henry (Ten.)	18
4.	Mark Ingram II (Bal.)	15

RAVENS SCRIMMAGE TDs

RAVENS SINGLE-SEASON HISTORY

Rk.	Player	TDs
1.	Mark Ingram II (2019)	15
	Ray Rice (2011)	15
3.	Michael Jackson (1996)	14
	Jamal Lewis (2003)	14
	Willis McGahee (2009)	14





8

QUARTERBACK

6-2 | 212



LAMAR JACKSON

COLLEGE: LOUISVILLE

BORN: 1/7/97, POMPANO BEACH, FL

EXP. (NFL/RAVENS): 3/3 GP/GS (PLAYOFFS): 31/22 (2/2)



— KEY TRANSACTIONS —

- Lamar Jackson was selected by the Ravens in the first round (32nd overall) of the 2018 NFL Draft

— HONORS —

- Ranked the league's No. 1 player, as voted by his peers, on the NFL Network's Top 100 List (2020)
- *Associated Press* and *PFWA* NFL MVP (2019)
- *PFWA* Offensive Player of the Year (2019)
- *Associated Press* first-team All-Pro (2019)
- Pro Bowl and Pro Bowl Offensive MVP (2019)
- *PFWA* All-NFL Team (2019)
- FedEx Air Player of the Year (2019)
- Team MVP, as voted by local media (2019)
- NFL 101 Awards' AFC Offensive Player of the Year (2019)
- Maxwell FB Club's Bert Bell Pro Player of the Year (2019)
- AFC Offensive Player of the Month (November 2019)
- Five-time AFC Offensive Player of the Week in 2019 (Week 15, Week 12, Week 10, Week 9, Week 1)
- Three-time FedEx Air NFL Player of the Week (Week 12, 2019; Week 10, 2019; Week 1, 2019)
- FedEx Ground NFL Player of the Week (Week 6, 2019)
- NFL Offensive Rookie of the Month (December 2018)

— CAREER HIGHLIGHTS —

- Named the 2019 NFL MVP, earning all 50 first-place votes to make him only the second unanimous MVP in NFL history (Tom Brady, 2010)...Became the youngest QB to ever win MVP, at 22 years and 358 days old (on Dec. 31, 2019)
- Baltimore is 19-3 in the regular season with Jackson as its starter (13-2 in 2019)...Since his first NFL start (Week 11 of 2018), his 19 wins rank as the most among all starting QBs
- Is the only QB in NFL history to produce at least 3,000 passing yards and 1,000 rushing yards in a season (2019)
- Jackson (36/7) is the third QB in NFL history to produce at least 35 passing TDs & 7 rushing TDs in a season...Steve Young (35/7 in 1994) & Cam Newton (35/10 in 2015) also won MVP honors after accomplishing this feat
- In his 2019 NFL MVP campaign, led the Ravens to their first-ever No. 1 playoff seed and second-consecutive AFC North Division title, while producing one of the greatest seasons ever by an NFL QB...Completed 265 of 401 passes for 3,127 yards and an NFL-high 36 TDs (also a franchise record)
- In 2019, tallied 1,206 rushing yards (sixth in the league), which are the most by a QB in NFL single-season history...Helped Baltimore set a new NFL single-season team record for rushing yards (3,296)

- Baltimore produced the NFL's No. 1 scoring offense (33.2 ppg) in 2019, also setting new single-season franchise records for total TDs (64), points (531), rushing yards (3,296) and total net yards (6,521)
- In 2019, the Ravens became the first team in NFL history to average at least 200 rushing (206.0) and 200 net passing (201.6) yards per game in a season
- Set a Ravens' single-season passing TDs record (36) and had his fifth 100-yard rushing game of the year, extending his NFL single-season record by a QB, at Cle. (12/22/19)
- In the Divisional Playoff vs. Ten. (1/11/20), became the first player in NFL history with at least 350 passing yards and 100 rushing yards in a game (includes regular season and playoffs)...His 365 passing yards and the Ravens' 530 yards of offense set new franchise playoff single-game records
- Set the NFL single-season rushing record for a QB and threw 5 TD passes in a game for the third time in 2019 in Week 15 vs. NYJ (12/12)...Became the sixth QB in NFL history to have at least three 5-TD passing games in a season
- Registered at least 60 rushing yards in nine-straight games (4-12) in 2019, ranking as the most consecutive 60+ rushing outputs by a QB in NFL single-season history.
- On 12/1/19 vs. SF, set the NFL single-season record for most 100-yard rushing games (4) by a QB (now has 5 such games)
- On 11/25/19 at LAR, became the youngest player in NFL history with multiple 5-passing TD games in a season...Became the first player ever to record 3,000-plus passing yards and 1,500-plus rushing yards in his first two seasons...Became the first player ever to throw 4 TDs and have at least 50 rushing yards in back-to-back games
- On 11/17/19 vs. Hou., Jackson surpassed Cam Newton (1,447 yards) for the most rushing yards by a QB through the first two seasons of a career in NFL history
- On 11/10/19 at Cin., became the second player (QB Ben Roethlisberger, 2007) in NFL history to produce a perfect passer rating (158.3) in multiple games in a single season...Also had a 158.3 rating on 9/8/19 at Mia.
- On 10/13/19 vs. Cin., became the first player ever with at least 200 passing yards and 150 rushing yards in a regular season game...His 152 rushing yards stand as the third most by a QB in NFL single-game regular season history.
- On 10/6/19 at Pit., tied Robert Griffin III as the fastest QB in NFL history to reach 1,000 career rushing yards (21 games)
- On 9/15/19 vs. Ari., became the only player in league history to throw for at least 250 yards and rush for at least 120 yards in a game, in the 23-17 win vs. Ari. (9/15)
- On 9/8/19 at Mia., registered career highs in passing yards (324) and TDs (5, since tied) to produce a perfect 158.3 QB



8 LAMAR JACKSON

rating (since tied)...Became the first QB in team history to post a perfect passer rating, also setting a franchise record in completion percentage (85.0%)...Led the charge in producing team records in total yards (643) and points (59)

- On 9/8/19 at Mia., became the seventh QB in NFL history to record at least 300 passing yards, 5 TDs and a perfect 158.3 passer rating...He is also the youngest NFL QB ever to register a perfect passer rating
- In 2018, helped lead the Ravens to the AFC North title, completing 99 of 170 passes for 1,201 yards and 6 TDs...Started the regular season's last seven games and led Baltimore to a 6-1 record
- As a rookie, produced 695 rushing yards and 5 TDs for the NFL's No. 2 rush attack (152.6 ypg)...His 695 rushing yards were the most among NFL QBs in 2018
- Became the youngest QB to start a playoff game in NFL history (21 years, 364 days), completing 14 of 29 attempts for a game-high 194 yards and 2 TDs in the WC playoff vs. LAC (1/6/19)
- Made his first-career start, replacing QB Joe Flacco (hip) in the 24-21 win vs. Cin. (11/18)...Completed 13 of 19 passes for 150 yards and 1 INT, adding 119 rushing yards on 26 carries...Marked the first time in NFL history that a team had a rookie QB and RB (Gus Edwards, 115) each surpass 100 rushing yards in a game...His 119 rushing yards were the second most by a rookie QB since the 1970 merger, with only Robert Griffin III having more (138 on 10/14/12)
- Completed his first-career TD pass to fellow rookie TE Hayden Hurst on a 26-yard completion at Car. (10/28)

— PERSONAL —

- Was awarded a key to the city of his hometown Pompano Beach, FL, in May 2017
- Played neighborhood football with Falcons WR Calvin Ridley while both were younger and competed in Pee Wee vs. Ravens' 2019 first-round pick WR Marquise Brown
- Created the popular Era 8 Apparel clothing line

2019: (BALTIMORE RAVENS – 15/15, 1/1)

- Led the Ravens to their first-ever No. 1 playoff seed and second-straight AFC North Division title, while producing one of the greatest seasons ever by a QB and winning NFL MVP
- Completed 265 of 401 passes for 3,127 yards and an NFL-high 36 TDs (also a franchise record)...Added 1,206 rushing yards (sixth in the league), the most by a QB in NFL single-season history...Helped Baltimore set a new NFL single-season team record for rushing yards (3,296)
- Baltimore posted the NFL's No. 1 scoring offense (33.2 ppg), also setting new single-season franchise records for TDs (64), points (531), rushing yards (3,296) and total yards (6,521)
- The Ravens became the first team in NFL history to average at least 200 rushing (206.0) and 200 net passing (201.6) yards per game in a season
- Completed 31 of 59 attempts for 365 passing yards and 1 TD in the Divisional Playoff vs. Ten. (1/11/20)...Added 143 rushing yards, marking just the fifth 100-yard rushing game by a QB in NFL postseason history...His 143 yards on the day rank second behind Colin Kaepernick's 181 on 1/12/13 vs. GB...Became the first player in NFL history with at least 350 passing yards and 100 rushing yards in a game (includes regular season and playoffs)...His 365 passing yards set a new franchise playoff single-game record, besting Joe Flacco's 331 yards on 1/12/13 at Den....Led the Ravens to 530 yards of offense, setting a new franchise playoff single-game record (previously 479 yards at Denver on 1/12/13)
- Completed 20 of 31 passes for 238 yards and 3 TDs and set a new Ravens' single-season passing TDs record (36) in the 31-15 win at Cle. (12/22)...Registered his fifth 100-yard rushing game (103 yards) of 2019, extending his NFL single-season record by a QB
- Completed 15 of 23 passes for 212 yards, 5 TDs and 0 INTs (134.4 rating) in the 42-21 win vs. NYJ (12/12)...Added 86 rushing yards to his season total, marking the most by a QB in NFL single-season history (previous record of 1,039 was set by Michael Vick in 2006)...Jackson threw at least 5 TDs in three games in 2019, making him one of just six QBs in NFL history to post at least 5 TD passes in at least three games of a season...His 33 TD passes tied Vinny Testaverde (1996) for most in franchise single-season history
- Finished 16-of-25 passing for 145 yards and 3 TDs, helping the Ravens clinch their second-consecutive playoff berth in the 24-17 win at Buf. (12/8)...Added 40 yards on the ground to become just the second QB in NFL history (Michael Vick, 2006) to rush for at least 1,000 yards (1,017) in a season
- Completed 14 of 23 passes for 105 yards and 1 TD in the 20-17 win vs. SF (12/1), helping the Ravens set a new single-season franchise record for total TDs...Added 101 rushing yards and 1 TD on 16 carries, setting the NFL single-season record for most 100-yard rushing games (4) by a QB...Became the sixth QB ever with at least 25 passing TDs and 7 rushing TDs in a season (first since Cam Newton in 2015)
- Completed 15 of 20 passes (75%) for 169 yards and a career-high-tying 5 TDs (139.4 rating) in the 45-6 win at LAR (11/25)...Became the youngest player in NFL history with multiple 5-passing TD games in a season...Added 95 rushing yards on 8 carries and became the first player in NFL history to record 3,000-plus passing yards and 1,500-plus rushing yards in his first two seasons...Also became the first player ever to throw 4 passing TDs and have at least 50 rushing yards in back-to-back gamesIn the 41-7 victory vs. Hou. (11/17), completed 17 of 24 passes for 222 yards, 4 TDs and 0 INTs (139.2 rating), becoming the only QB in Ravens single-season history with at least 4 TD passes in multiple games (5 in Week 1 at Mia.)...Added 79 rushing yards, setting an NFL record for most consecutive games (7) with at least 60-plus rushing yards by a QB
- Completed 15 of 17 passes for 223 yards, 3 TDs and 0 INTs for a perfect 158.3 rating in the 49-13 win at Cin.



8 LAMAR JACKSON

(11/10)...Added 65 rushing yards, including a dazzling 47-yard TD run, on 7 carries...Became the second player (QB Ben Roethlisberger, 2007) in NFL history to produce a perfect passer rating (158.3) in multiple games in a single season

- Rushed for 61 yards and a career-high-tying 2 TDs and completed 17 of 23 passes for 163 yards and 1 TD (107.7 QB rating) in the 37-20 victory vs. NE (11/3)...Set an NFL record for the most rushing yards by a quarterback (637) through his team's first eight games of a season
- Rushed for 116 yards, including a pivotal 8-yard TD on fourth-and-2, in the 30-16 win at Sea. (10/20)...Became the first QB in NFL history with 100-plus rushing yards and a rushing TD in consecutive games...Jackson posted his fourth-career 100-yard rushing game, his third in 2019, becoming the third QB (Michael Vick and Russell Wilson) with three games of 100-plus rushing yards in NFL single-season history
- Completed 21 of 33 passes for 236 yards and rushed for a career-high 152 yards, including 1 TD, on 19 carries in the 23-17 victory vs. Cin. (10/13)...Became the first player ever with at least 200 passing and 150 rushing yards in a regular season game...His 152 rushing yards stand as the third most by a QB in NFL single-game regular season history to reach 1,000 career rushing yards (21 games)
- Completed 19 of 28 passes for 161 yards and 1 TD, adding a team-high 70 rushing yards, in the 26-23 OT victory at Pit. (10/6)...Tied Robert Griffin III as the fastest QB in NFL history to reach 1,000 career rushing yards (21 games)
- Was 24-of-34 for 247 yards, 3 TDs and 2 INTs, also adding 66 rushing yards on 9 carries vs. Cle. (9/29)...His streak of not throwing an INT, which dated back to 11/25/18, ended at 248 attempts and is the longest in Ravens history
- Completed 22 of 43 passes for 267 yards, 0 TDs and 0 INTs, helping the Ravens post 452 yards of offense at KC (9/22)...Added 46 rushing yards, including a 9-yard TD
- Became the only player in league history to throw for at least 250 yards and rush for at least 120 yards in a game in the 23-17 win vs. Ari. (9/15)...Finished 24-of-37 for 272 yards, 2 TDs & 0 INTs (104.8 rating), adding 120 rushing yards
- Set career highs in passing yards (324) and TDs (5, since tied) to produce a perfect 158.3 rating in the 59-10, season-opening win at Mia. (9/8)...Became the first QB in team history to post a perfect QB rating, also setting a franchise record in completion percentage (85.0%)...The Ravens produced franchise records in total yards (643) and points (59)...Tied a franchise record for single-game TD passes (Joe Flacco, 10/12/14 at TB & Tony Banks, 9/10/00 vs. Jax.)...Became the seventh QB in NFL history to record at least 300 passing yards, 5 TDs and a perfect QB rating...He is also the youngest NFL QB ever to post a perfect passer rating

2018: (BALTIMORE RAVENS – 16/7, 1/1)

- Was 14-of-29 for a game-high 194 yards and 2 TDs in the Wild Card playoff vs. LAC (1/6/19)...Added a team-leading 54 rushing yards on 9 carries...Became the youngest QB to start a playoff game in NFL history (21 years, 364 days)

- Helped lead the Ravens to the AFC North Division title, completing 99 of 170 passes for 1,201 yards and 6 TDs...Started the regular season's last seven games, posting a 6-1 record...Produced a team-leading 147 rushing attempts for 695 yards and 5 TDs for the NFL's second-ranked rushing attack (152.6 ypg)...His 695 yards on the ground were the most among all NFL quarterbacks in 2018, while he also helped Baltimore produce the then-most total net yards (5,999) and then-second-most rushing yards (2,441) in franchise single-season history
- Earned NFL Offensive Rookie of the Month for December, rushing for 366 yards and 3 TDs, and completed 65 of 114 passes for 786 yards and 4 TDs
- Recorded 20 carries for 90 yards and 2 TDs in the 26-24 win vs. Cle. (12/30)...Completed 14 of 24 passes for 179 yards and 0 INTs...Became the third Ravens QB to rush for 2 TDs in a game (Joe Flacco, 2015 vs. Cle. & Stoney Case, 1999 vs. Cle.)...Baltimore posted 296 rushing yards, setting a season high and ranking third most in team history
- Connected on 12 of 22 passes for a then-career-high 204 yards and 1 TD, posting a 101.3 QB rating, in the 22-10 win at LAC (12/22)...Threw a 68-yard TD to TE Mark Andrews, marking Baltimore's longest offensive score of the season
- Completed 14 of 23 passes for 131 yards, 1 TD and 0 INTs vs. TB (12/16)...Produced 95 of the offense's 242 rushing yards, making the Ravens the first team since 1976 (Steelers) to register at least 190 rushing yards in five-consecutive games
- Completed 13 of 24 passes for 147 yards, 2 TDs and 0 INTs at KC (12/9)...Produced 67 of the offense's 194 rushing yards, making the Ravens the first team since 2003 (Denver) to register at least 190 rushing yards in four-consecutive games
- Recorded 75 rushing yards and a TD on 17 carries in the 26-16 win at Atl. (12/2)...Also completed 12 of 21 passes for 125 yards and 0 INTs...Baltimore produced 207 yards on the ground, marking the first time in Ravens history the team rushed for at least 200 yards in three-straight games
- Orchestrated a 13-play, 75-yard opening second-half scoring drive capped by his 5-yard rushing TD in the 34-17 win vs. Oak. (11/25)...Was 14-of-25 passing for 178 yards, 2 INTs and a TD – adding 71 rushing yards on 11 carries
- Made his first-career start, replacing Joe Flacco (hip) in the 24-21 win vs. Cin. (11/18)...Completed 13 of 19 passes for 150 yards and 1 INT, adding 119 rushing yards on 26 carries...Marked the first time in NFL history that a team had a *rookie* QB and RB (Gus Edwards, 115) each surpass 100 rushing yards in a game...His 119 rushing yards are the second most by a rookie QB since the 1970 merger, with only Robert Griffin III having more (138 on 10/14/12)
- Completed 4 of 5 passes for 46 yards and 1 TD at Car. (10/28)...Posted his first-career TD pass to fellow rookie TE Hayden Hurst on a 26-yard completion
- Scored his first-career TD on a 1-yard rush vs. NO (10/21)...Finished with 9 rushing yards on 3 attempts and completed 1 pass for 5 yards



8 LAMAR JACKSON

- Saw action at QB and in multiple two-QB sets in his first NFL game in the 47-3 season-opening win vs. Buf. (9/9)

— COLLEGE —

- Playing in just 38 career games, Jackson broke or shares 42 school and seven ACC records, while becoming the only player in ACC history to be named both the Player and Offensive Player of the Year in consecutive seasons
- Appeared in 38 career games (33 starts) in three seasons, completing 619 of 1,086 pass attempts for 9,043 yards, 69 TDs and a 142.9 passer efficiency...Also rushed 655 times for 4,132 yards (6.3 avg.) and 50 TDs
- Was voted the ACC Player of the Year and ACC Offensive Player of the Year in consecutive seasons (2016-17), which was a first in the ACC's 65-year history
- Finished his career ranking sixth in the FBS for career rushing yards (4,132) by a quarterback
- Became the third player in FBS history to record 50 career rushing and 50 career passing TDs (Tim Tebow & Colin Kaepernick) and the only non-senior to reach that mark
- Is the only player in FBS history to rush for at least 1,500 yards and pass for at least 3,500 yards in a season (accomplished the feat in both 2016 & 2017)
- In 2016, became the youngest player ever (19 years, 337 days) to win the Heisman Trophy Award... Named a finalist for the award in 2017
- Combined for 51 TDs in 2016, tying him for third most by a Heisman winner (Tim Tebow)
- Owns Louisville record for total yards (13,175) and total yards per game (346.7 ypg - ACC record)
- Holds additional career school records in rushing yards (4,132), rushing TDs (50), 150-yard rushing games (13), 100-yard rushing games (23) and points responsible for (718)
- Set single-season ACC records for rushing yards (1,601 - 2017) and rushing TDs (21 - 2016) by a QB
- Won multiple national awards, including the Maxwell Award (2016), Walter Camp Player of the Year (2016), *Associated Press* Player of the Year (2016), *CBS Sports* Player of the Year (2016), *The Sporting News* Player of the Year (2016), ACC Player of the Year (2016, 2017) and ACC Offensive Player of the Year (2016, 2017)
- Named to multiple First Team All-American teams, including Walter Camp (2016), AFCA (2016), FWAA (2016), *Associated Press* (2016), *ESPN.com* (2016), *The Sporting News* (2016) and All-ACC (2016-17)

- In 2017, named finalist for Walter Camp Player of the Year and the Manning Award... Earned semifinalist honors for the Maxwell Award and the Davey O'Brien Award
- Selected to multiple second-team All-American honors lists in 2017, including *Associated Press*, Walter Camp All-American, FWAA and CBS

— HIGH SCHOOL —

- Prepped at Boynton Beach (FL) HS, where he was a 4-star prospect in the state of Florida, rated the nation's No. 8 dual-threat QB and the No. 31 overall player in Florida according to *247Sports.com*
- Named Class 6A Florida first-team All-State, capping his standout career by winning Palm Beach County's top honor, Lou Groza High School Player of the Year
- Helped guide his team to a 9-2 record and an appearance in the Class 6A regional quarterfinals



8 LAMAR JACKSON



— JACKSON'S COMMUNITY IMPACT —

- Alongside teammates, participated in the St. John Baptist 5K Run, Walk and Roll/Walk for Bobbi Engram Foundation, hosted by tight ends coach Bobby Engram (2019)
- Alongside teammates, attended the inaugural Bradley and Nikki Bozeman Foundation Halloween Costume Party in support of the foundation's anti-bullying initiative (2019)
- Surprised local high school teams with a visit to the Ravens RISE High School Football Showdown game of the week (2019)
- Participated in the organization-wide day of service, Caw to Action – a celebration of the NFL's Huddle for 100 initiative (2019)
- Held the second-annual "Fun Day with LJ" for youth in his hometown of Pompano Beach, FL (2019)
- Participated in Anthony Levine Sr.'s 10th Annual Home Run Derby & Softball Game with Ravens teammates (2019)
- Assisted with director of player engagement Jameel McClain's 53 Families Foundation Football & Fitness Clinic (2019)
- Participated in the Ravens' Hometown Huddle for a day of play at the UA House in downtown Baltimore to promote the Ravens' PLAY 60 message (2018)
- Spoke to teenagers at the Baltimore City Juvenile Correctional Facility about his life experiences (2018)
- Participated in the team's KaBoom! community playground build in the Douglass Homes neighborhood alongside teammates, Ravens staff and volunteers (2018)

LAMAR JACKSON'S NFL REGULAR SEASON PASSING/RUSHING STATISTICS

DATE	TEAM	GP	GS	PASSING										RUSHING					
				ATT.	CMP.	PCT.	YDS	AVG.	TD	INT.	LG	SK	LST	RATE	NO.	YDS.	AVG.	LG	TD
2018	Ravens	16	7	170	99	58.2	1,201	7.1	6	3	74	16	71	84.5	147	695	4.7	39	5
2019	Ravens	15	15	401	265	66.1	3,127	7.8	36	6	83t	23	106	113.3	176	1,206	6.9	47t	7
TOTALS		31	22	571	364	63.7	4,328	7.6	42	9	83t	39	177	104.7	323	1,901	5.9	47T	12

LAMAR JACKSON'S NFL POSTSEASON PASSING/RUSHING STATISTICS

DATE	TEAM	GP	GS	PASSING										RUSHING					
				ATT.	CMP.	PCT.	YDS	AVG.	TD	INT.	LG	SK	LST	RATE	NO.	YDS.	AVG.	LG	TD
2018	Ravens	1	1	29	14	48.3	194	6.7	2	1	39	7	55	78.8	9	54	6.0	17	0
2019	Ravens	1	1	59	31	52.5	365	6.2	1	2	38	4	20	63.2	20	143	7.2	30	0
TOTALS		2	2	88	45	51.1	559	6.4	3	3	39	11	75	68.3	29	197	6.8	30	0

SINGLE-GAME HIGHS: QUARTERBACK

Pass Attempts	43 at Kansas City Chiefs, Sep 22, 2019	Passer Rating	158.3 at Cincinnati Bengals, Nov 10, 2019 ...1 more at 158.3.
Pass Completions	24 vs. Cleveland Browns, Sep 29, 2019 ...1 more at 24.	Rush Attempts	26 vs. Cincinnati Bengals, Nov 18, 2018
Yards Passing	324 at Miami Dolphins, Sep 08, 2019	Rushing Yards	152 vs. Cincinnati Bengals, Oct 13, 2019
TD Passes	5 vs. New York Jets, Dec 12, 2019 ...2 more at 5.	Longest Runs	47t at Cincinnati Bengals, Nov 10, 2019
Long Passes	83t at Miami Dolphins, Sep 08, 2019	Rushing TDs	2 vs. New England Patriots, Nov 03, 2019 ...1 more at 2.
Completion Percentage	88.2 at Cincinnati Bengals, Nov 10, 2019		

100-YARD RUSHING GAMES (6): REGULAR SEASON

DATE	TEAM	ATT.	YDS.	AVG.	LG	TD
11/18/18	BENGALS	26	119	4.6	21	0
09/15/19	CARDINALS	16	120	7.5	19	0
10/13/19	BENGALS	19	152	8.0	36	1
10/20/19	at Seahawks	14	116	8.3	30	1
12/01/19	49ERS	16	101	6.3	14	1
12/22/19	at Browns	17	103	6.1	15	0

100-YARD RUSHING GAMES (1): POSTSEASON

DATE	TEAM	ATT.	YDS.	AVG.	LG	TD
01/11/20	TITANS	20	143	7.2	30	0

8 LAMAR JACKSON

2019 GAME-BY-GAME REGULAR SEASON STATISTICS (RAVENS)

DATE	OPPONENT	P/S	PASSING											RUSHING				W/L	SCORE	
			ATT	CMP	YDS	PCT	Y/A	Y/C	TD	INT	LG	SK/YD	RATE	ATT	YDS	LG	TD			
09/08	at Dolphins	S	20	17	324	85.0	16.2	19.1	5	0	83t	1/1	158.3	3	6	4	0	W	59-10	
09/15	Cardinals	S	37	24	272	64.9	7.4	11.3	2	0	41	2/14	104.8	16	120	19	0	W	23-17	
09/22	at Chiefs	S	43	22	267	51.2	6.2	12.1	0	0	31	3/18	70.6	8	46	9t	1	L	28-33	
09/29	Browns	S	34	24	247	70.6	7.3	10.3	3	2	50t	4/25	96.1	9	66	29	0	L	25-40	
10/06	at Steelers	S	28	19	161	67.9	5.8	8.5	1	3	24	5/22	54.9	14	70	9	0	W	26-23+	
10/13	Bengals	S	33	21	236	63.6	7.2	11.2	0	0	39	1/8	84.9	19	152	36	1	W	23-17	
10/20	at Seahawks	S	20	9	143	45.0	7.2	15.9	0	0	50	1/2	69.4	14	116	30	1	W	30-16	
11/03	Patriots	S	23	17	163	73.9	7.1	9.6	1	0	26	1/1	107.7	16	61	18	2	W	37-20	
11/10	at Bengals	S	17	15	223	88.2	13.1	14.9	3	0	49	0/0	158.3	7	65	47t	1	W	49-13	
11/17	Texans	S	24	17	222	70.8	9.3	13.1	4	0	51	0/0	139.2	10	79	39	0	W	41-7	
11/25	at Rams	S	20	15	169	75.0	8.5	11.3	5	0	38	2/9	139.4	8	95	29	0	W	45-6	
12/01	49ers	S	23	14	105	60.9	4.6	7.5	1	0	20t	1/0	86.3	16	101	14	1	W	20-17	
12/08	at Bills	S	25	16	145	64.0	5.8	9.1	3	1	61t	1/6	102.5	11	40	16	0	W	24-17	
12/12	Jets	S	23	15	212	65.2	9.2	14.1	5	0	36	1/0	134.4	8	86	25	0	W	42-21	
12/22	at Browns	S	31	20	238	64.5	7.7	11.9	3	0	39t	0/0	120.1	17	103	15	0	W	31-15	
12/29	Steelers																	W	28-10	
ON INACTIVE LIST																				
2019 TOTALS		15-15	401	265	3,127	66.1	7.8	11.8	36	6	83t	23/106	113.3	176	1206	47t	7	14-2		

+ - Overtime



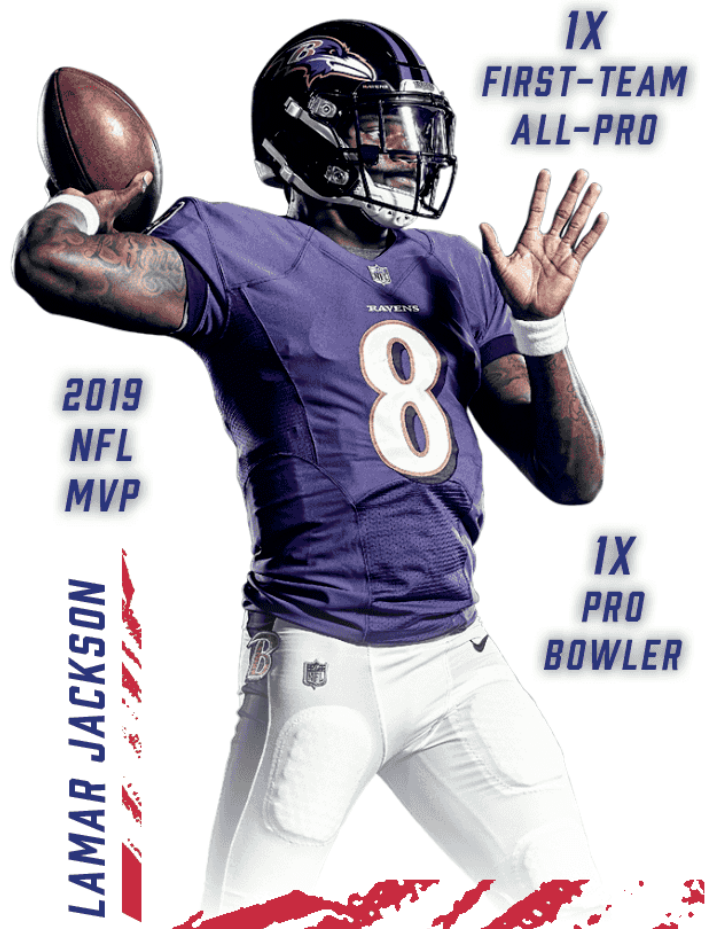
8 LAMAR JACKSON

UNANIMOUS NFL MVP

- X Baltimore is 19-3 with Jackson as its starter (13-2 in 2019). Since his first NFL start (Week 11 of 2018), Jackson's 19 regular season wins rank as the most among all NFL starting QBs.
- X Jackson is the only QB in NFL history to produce at least 3,000 passing yards and 1,000 rushing yards in a single season. (He had 3,127 passing & 1,206 rushing yards in 2019.)
- X Jackson (36/7) is the third QB in NFL history to produce at least 35 passing TDs & 7 rushing TDs in a season. Steve Young (35/7 in 1994) & Cam Newton (35/10 in 2015) also accomplished this feat and won the NFL's MVP honor.
- X Jackson was responsible for an NFL-best 43 total TDs (36 passing & 7 rushing) in 2019. His 36 TD passes led the NFL and are the most in franchise single-season history.
- X In his last eight games (he sat out Week 17), Jackson threw 25 TDs and 1 INT, completing 69.4% of his passes for 1,477 yards and a 130.3 rating. He also had 630 rushing yards and 4 rushing TDs.
- X Jackson rushed for 1,206 yards in 2019, marking the most by a quarterback in NFL single-season history. (The 1,206 ranked sixth overall in the NFL in 2019.)
- X In Week 15 vs. NYJ, Jackson produced his third game of 2019 (at Mia. & at LAR) with 5 passing TDs, becoming the sixth QB in NFL history with at least three 5-TD passing games in a season.
- X Jackson threw at least 4 TDs in an NFL-best four games in 2019. He also threw at least 3 TDs in an NFL-best eight games.
- X In Week 15 vs. NYJ, Jackson rushed for at least 85 yards while throwing for 5 TDs for the second time in his career. (He also did this on 11/25/19 at LAR.) Cam Newton is the only other player in NFL history to accomplish the 85 rushing yards/5 passing TDs feat in a game, doing so in 2015.
- X Jackson posted two perfect passer ratings in 2019 (at Cin. & Mia.), making him one of two QBs in NFL history (Ben Roethlisberger, 2007) to attain the 158.3 mark twice in a season.
- X In Weeks 11 (vs. Hou) and 12 (at LAR), Jackson became the first NFL player ever to throw at least 4 passing TDs and have at least 50 yards rushing in back-to-back games.
- X Jackson owns the NFL single-season record for most 100-yard rushing games (5 in 2019) by a quarterback.
- X Jackson registered at least 60 rushing yards in nine-straight games (4-12) in 2019, ranking as the most consecutive 60+ rushing outputs by a QB in NFL single-season history.
- X In Week 6's victory over Cincinnati, Jackson became the first player ever to pass for 200 yards (236) and rush for 150 yards (152) in a regular season game. (Colin Kaepernick also accomplished this feat in a 2013 playoff game.)
- X In Week 2's win over Arizona, Jackson became the only player in NFL history to throw for at least 250 yards and rush for at least 120 yards in a regular season game.
- X In the Divisional Playoff vs. Tennessee, Jackson became the first player in NFL history with at least 350 passing yards and 100 rushing yards in a game. (This includes both regular season and playoff games.) He finished with 365 passing yards and 143 rushing yards on the night.

JACKSON'S 2019 NFL RANKINGS

- X 43 total touchdowns – 1st
- X 36 passing touchdowns – 1st
- X 9.0 passing touchdown pct. – 1st
- X 6.9 rushing average – 1st
- X 113.3 passer rating – 3rd
- X 1,206 rushing yards – 6th
- X Starting QB wins (13) – 1st (tied)
- X Games w/ 5 TD passes (3) – 1st
- X Games w/ 4+ TD passes (4) – 1st
- X Games w/ 3+ TD passes (8) – 1st
- X Perfect passer rating games (2) – 1st
- X 100-yard rush games (5) – 1st (by a QB)



8 LAMAR JACKSON

WHAT A START

In Week 1 at Miami (9/8), QB Lamar Jackson completed 17 of 20 passes for 324 yards, 5 TDs and 0 INTs for a perfect 158.3 passer rating. He is one of nine QBs in NFL history with at least 300 passing yards, 5 TDs and a 158.3 rating in a game.

QUARTERBACKS w/ 300 YARDS, 5 TDs & A 158.3 RATING (NFL History)

Player	Date/Opp.	Cmp-Att.	Pct.	Yards	TDs
Aaron Rodgers	10/20/19 vs. Oak.	25-31	80.6	429	5
Deshaun Watson	10/6/19 vs. Atl.	28-33	84.8	426	5
Lamar Jackson	9/8/19 at Mia.	17-20	85.0	324	5
Ben Roethlisberger	11/8/18 vs. Car.	22-25	88.0	328	5
Jared Goff	9/27/18 vs. Min.	26-33	78.8	465	5
Nick Foles	11/3/13 at Oak.	22-28	78.6	406	7
Drew Brees	11/30/09 vs. NE	18-23	78.3	371	5
Tom Brady	10/21/07 at Mia.	21-25	84.0	354	6
Peyton Manning	9/28/03 at NO	20-25	80.0	314	6

PASSING TOUCHDOWNS

RAVENS SINGLE-GAME HISTORY

Quarterback/Date/Opp.	TDs
Lamar Jackson, 12/12/19 vs. NYJ.....	5
Lamar Jackson, 11/25/19 at LAR.....	5
Lamar Jackson, 9/8/19 at Mia.	5
Joe Flacco, 10/12/14 at TB.....	5
Tony Banks, 9/10/00 vs. Jax.	5

COMPLETION PCT.

RAVENS SINGLE-GAME HISTORY

Quarterback/Date/Opp.	Pct.
Lamar Jackson, 11/10/19 at Cin.	88.2
Lamar Jackson, 9/8/19 at Mia.	85.0
Joe Flacco, 11/1/09 vs. Den.	80.0

PASSER RATING

RAVENS SINGLE-GAME HISTORY

Quarterback/Date/Opp.	Rate
Lamar Jackson, 11/10/19 at Cin.	158.3
Lamar Jackson, 9/8/19 at Mia.	158.3
Joe Flacco, 10/12/14 at TB.....	149.7

JACKSON IS THE YOUNGEST QB IN NFL HISTORY TO PRODUCE A PERFECT PASSER RATING.

CONSECUTIVE PASSES, NO INTs

RAVENS ALL-TIME HISTORY

Quarterback/Dates	Passes
Lamar Jackson, 11/25/18-9/29/19	248
Lamar Jackson, 10/6/19-12/8/19	181
Joe Flacco, 9/25/16-10/23/16	176

JACKSON'S TOP 2019 AWARDS

- X NFL MVP (Associated Press & PFWA)
- X Offensive Player of the Year (PFWA)
- X First-Team All-Pro (Associated Press & PFWA)
- X All-NFL Team (PFWA)
- X AFC Offensive Player of the Year (NFL 101 Awards)
- X Bert Bell Pro Player of the Year (Maxwell FB Club)
- X FedEx Air Player of the Year
- X Pro Bowler and Pro Bowl Offensive MVP
- X AFC Offensive Player of the Month (November)
- X Five-Time AFC Offensive Player of the Week
- X Three-Time FedEx Air Player of the Week
- X One-Time FedEx Ground Player of the Week

PASSING TOUCHDOWNS

RAVENS SINGLE-SEASON HISTORY

Rk.	Quarterback (Year)	TDs
1.	Lamar Jackson (2019).....	36
2.	Vinny Testaverde (1996).....	33
3.	Joe Flacco (2014).....	27
4.	Joe Flacco (2010).....	25
5.	Joe Flacco (2012).....	22

PASSER RATING

RAVENS SINGLE-SEASON HISTORY

Rk.	Quarterback (Year)	Rate
1.	Lamar Jackson (2019).....	113.3
2.	Joe Flacco (2010).....	93.6
3.	Joe Flacco (2014).....	91.0
4.	Joe Flacco (2009).....	88.9
5.	Vinny Testaverde (1996).....	88.7

TD PASS PERCENTAGE

RAVENS SINGLE-SEASON HISTORY

Rk.	Quarterback (Year)	TD%
1.	Lamar Jackson (2019).....	9.0
2.	Vinny Testaverde (1996).....	6.0
3.	Tony Banks (1999).....	5.3
	Trent Dilfer (2000).....	5.3
5.	Joe Flacco (2010).....	5.1

MOST REG. SEASON WINS BY A STARTING QB (SINCE WEEK 11 OF 2018 / JACKSON'S FIRST NFL START)

Rk.	Quarterback	Record
1.	Lamar Jackson (Bal.).....	19-3
2.	Russell Wilson (Sea.).....	17-6
3.	Tom Brady (NE).....	16-6
4.	Aaron Rodgers (GB).....	15-8
	Deshaun Watson (Hou.).....	15-7



8 LAMAR JACKSON

100-YARD RUSHING GAMES (Quarterbacks / Single-Season NFL History)

1. Lamar Jackson (2019) 5
2. Russell Wilson (2014) 3
- Michael Vick (2006) 3
- Michael Vick (2004) 3

CAREER 100-YARD RUSHING GAMES (Quarterbacks / NFL History)

1. Michael Vick 10
2. Lamar Jackson 6
3. Russell Wilson 4
4. R. Cunningham, B. Douglass 3
- D. McNabb, C. Newton & T. Rote 3

MOST CAREER GAMES w/ 5 TD PASSES & 85+ YARDS RUSHING YARDS (NFL History)

1. Lamar Jackson 2
2. Cam Newton 1

Note: Newton's "5/85" game came during his 2015 NFL MVP campaign.

MOST GAMES w/ 5 TD PASSES (NFL Single-Season History)

1. Peyton Manning (2004)* 4
2. Lamar Jackson (2019)* 3
- Cam Newton (2015)* 3
- Drew Brees (2011) 3
- Tom Brady (2007)* 3
- Daunte Culpepper (2004) 3

* Won NFL MVP

MOST GAMES w/ 4+ TD PASSES (2019 Season)

1. Lamar Jackson (Bal.) 4
2. Jimmy Garoppolo (SF) 3
- Daniel Jones (NYG) 3
- Jameis Winston (TB) 3

MOST GAMES w/ 3+ TD PASSES (2019 Season)

1. Lamar Jackson (Bal.) 8
2. Drew Brees (NO) 7
3. Dak Prescott (Dal.) 6
4. Patrick Mahomes (KC) 5
- Matthew Stafford (Det.) 5
- Deshaun Watson (Hou.) 5
- Jameis Winston (TB) 5

TOTAL TOUCHDOWNS / 2019

1. Lamar Jackson (Bal.) 43
2. Russell Wilson (Sea.) 34
- Jameis Winston (TB) 34

PASSING TOUCHDOWNS / 2019

1. Lamar Jackson (Bal.) 36
2. Jameis Winston (TB) 33
3. Russell Wilson (Sea.) 31

NFL PASSER RATING / 2019

1. Ryan Tannehill (Ten.) 117.5
2. Drew Brees (NO) 116.3
3. Lamar Jackson (Bal.) 113.3

MOST RUSHING YARDS

(Quarterbacks / Single-Season NFL History)

1. Lamar Jackson (2019) 1,206
2. Michael Vick (2006) 1,039
3. Bobby Douglass (1972) 968
4. Randall Cunningham (1990) 942
5. Michael Vick (2004) 902

2019 NFL RUSHING LEADERS

In 2019, QB Lamar Jackson ranked sixth in the NFL in rushing yards (1,206), while RB Mark Ingram II (1,018) was No. 14.

MOST NFL RUSHING YARDS / 2019 SEASON

Rk.	Player	Att.	Yards	Avg.	TDs	LG
1.	Derrick Henry (Ten.)	303	1,540	5.08	16	74
2.	Nick Chubb (Cle.)	298	1,494	5.01	8	88
3.	Christian McCaffrey (Car.)	287	1,387	4.83	15	84
4.	Ezekiel Elliott (Dal.)	301	1,357	4.51	12	33
5.	Chris Carson (Sea.)	278	1,230	4.42	7	59
6.	Lamar Jackson (Bal.)	176	1,206	6.85	7	47
7.	Leonard Fournette (Jax.)	265	1,152	4.35	3	81
8.	Josh Jacobs (Oak.)	242	1,150	4.75	7	51
9.	Joe Mixon (Cin.)	278	1,137	4.09	5	41
10.	Dalvin Cook (Min.)	250	1,135	4.54	13	75
11.	Marlon Mack (Ind.)	247	1,091	4.42	8	63
12.	Aaron Jones (GB)	236	1,084	4.59	16	56
13.	Carlos Hyde (Hou.)	245	1,070	4.37	6	58
14.	Mark Ingram II (Bal.)	202	1,018	5.04	10	53

ESPN: The Undefeated's William Rhoden

"Get rid of distinctions, stereotypes and labels that limit, marginalize and underestimate. Lamar Jackson is a quarterback – not a running quarterback, or an athletic quarterback or a dual-threat quarterback. He is a winning quarterback. That's the only distinction that matters."

ESPN.com's Michael Wilbon

"This guy is that good on his feet. He is Fred Astaire and Bo Jackson in concert. He's that good."



99



MATTHEW JUDON

OUTSIDE LINEBACKER

COLLEGE: GRAND VALLEY STATE

BORN: 8/15/92, WEST BLOOMFIELD, MI

6-3 | 261

EXP. (NFL/RAVENS): 5/5 GP/GS (PLAYOFFS): 62/36 (2/1)



— KEY TRANSACTIONS —

- Originally selected by the Ravens in the fifth round (146th overall) of the 2016 NFL Draft

— HONORS —

- Pro Bowl (2019)
- PFWA All-AFC (2019)
- AFC Defensive Player of the Week (Week 11, 2017)

— CAREER HIGHLIGHTS —

- Since 2017, has recorded the Ravens' most TFL (41) and sacks (24.5)
- In 2019, led the Ravens in sacks (9.5) and TFL (14), also posting 54 tackles and 4 FFs...Helped Baltimore's defense rank No. 3 in points (17.6) and No. 4 in yards (300.6) allowed per game
- In 2018, tallied 44 tackles, 7 sacks (-41 yards) and 3 PD for the league's No. 1 overall (292.9 ypg) and No. 2 scoring (17.9 ppg) defense
- Recorded a sack on three-consecutive plays in the fourth quarter in the 34-17 win vs. Oak. (11/25/18)...Is the second defender since 1982 (when the stat began being tracked) with a sack on three-straight opponent offensive plays (Indy's Brad Scioli vs. Houston in 2002)
- In 2017, totaled 58 tackles, 8 sacks (-70 yards), 3 PD, 2 FFs and 1 FR for a defense that led the league in INTs (22) and takeaways (34)...Also tallied a team-high 17 TFL, which tied for fourth in the NFL
- Led the team with a career-high 12 tackles (all solo) and tied his career high with 2 sacks vs. Chi. (10/15/17)
- Established a then-career-high 2 sacks, recording his first 2 QB drops (-13 yards) at NYJ (10/23/16)

— PERSONAL —

- Grew up a Miami Dolphins fan, playing running back and modeling his game after Ricky Williams...Now models his game at his current position after Jason Taylor
- Enjoys hiking...Hiked in Hawaii during the 2016 offseason
- For a few years while in college, Judon worked at Camp Sunshine in Michigan, helping people ages 12-50 who have mild to moderate cognitive impairments
- Graduated with a sports management/business degree
- Is the sixth of 10 children in his family

- Registered 1 sack of QB Devlin Hodges, forcing a fumble that was recovered by DT Michael Pierce, in the 28-10 victory vs. Pit. (12/29)...Baltimore allowed a season-low 168 total yards
- Led the team in tackles (5) in the 31-15 win at Cle. (12/22), helping clinch the franchise's first-ever No. 1 playoff seed
- Posted 5 tackles and 1.5 sacks (-10.5 yards), including a strip-sack on QB Josh Allen, helping the Ravens clinch their second-consecutive playoff berth in the win at Buf. (12/8)
- Recorded 2 tackles, 2 QBHs, 1 sack (-5 yards) and 1 FF for a defense that held the Rams to 22 rushing yards and 221 total yards in the 45-6 win at LAR (11/25)
- Led the Ravens with 7 tackles, including 3 TFL, 2 sacks (-27 yards), 4 QBHs and 1 FF in the 41-7 victory vs. Hou. (11/17)...Registered a strip-sack on the Texans' first offensive possession, forcing a fumble that was recovered by OLB Jaylon Ferguson
- Totaled 6 tackles, including 3 TFL, and 2 QBHs in the 49-13 win at Cin. (11/10)
- Posted 4 QBHs for the second time this season in the 37-20 victory vs. NE (11/3)
- Posted his team-leading fourth sack (-9 yards) of the 2019 campaign, adding 2 QBHs for a defense that limited the Bengals to 250 yards in the 23-17 victory vs. Cin. (10/13)
- Part of a defense that allowed just 269 total yards in the 26-23 OT victory at Pit. (10/6)
- Recorded 4 tackles, including 1 TFL, 4 QBHs and 1 sack (-11 yards) at KC (9/22)...It marked Judon's third-consecutive game with a sack
- Posted 4 tackles, 1 sack (-6 yards) and 3 QBHs for a defense that held the Cardinals to 20 rushing yards and 2-of-11 (18%) on third down in the 23-17 win vs. Ari. (9/15)
- Registered 3 tackles, including 2 TFL, 2 QBHs and his 20th-career sack (-6 yards) for a defense that allowed just 200 yards in the 59-10, season-opening victory at Mia. (9/8)

2018: (BALTIMORE RAVENS – 16/8, 1/0)

- Recorded 44 tackles (29 solo), 7 sacks (-41 yards) and 3 PD for the league's No. 1 overall (292.9 ypg) and No. 2 scoring (17.9 ppg) defense...His 7 sacks ranked second (tied, Terrell Suggs) on the team (Za'Darius Smith, 8.5)
- Tallied 1 sack and a career-high 5 of the Ravens' 15 QB hits at KC (12/9)...The 15 QB hits are the most Baltimore's "D" has produced in a game since 2014 (15 vs. Jax.)
- Had 5 tackles, 3 sacks (-12 yards) and a FF for a defense that limited the Raiders to 249 total yards in the 34-17 win vs. Oak. (11/25)...Recorded a sack on three-consecutive plays in the fourth quarter, one of which forced a fumble that OLB Terrell Suggs returned for a 43-yard TD

2019: (BALTIMORE RAVENS – 16/16, 1/1)

- Led the Ravens in sacks (9.5) and TFL (14), also posting 54 tackles and 4 FFs...Helped Baltimore's defense rank No. 3 in points (17.6) and No. 4 in yards (300.6) allowed per game



99 MATTHEW JUDON

- Registered 2 tackles and a half-sack, helping hold the Bengals to 48 rushing yards in the 24-21 win vs. Cin. (11/18)
- Posted 10 tackles (4 solo), including a TFL, at Car. (10/28)...Surpassed the 100-career tackle mark
- Registered 3 solo tackles and a sack (-8 yards) for a defense that posted franchise records in sacks (11) and passing yards allowed (51) in the 21-0 win at Ten. (10/14)
- Registered a half-sack in the 27-14 win vs. Den. (9/23)

2017: (BALTIMORE RAVENS – 16/12)

- Recorded 58 tackles (50 solo), 8 sacks (-70 yards), 3 PD, 2 FFs, 1 FR and 17 TFL, which tied for fourth most in the NFL...Part of a unit that led the league in both takeaways (34) and INTs (22) and finished ranked 12th overall (325.1 ypg)
- His 8 sacks ranked second on the team (Terrell Suggs, 11)
- Registered 6 tackles, including 3 for loss and 1 sack (-7 yards), for a defense that produced 4 takeaways in a 27-10 win at Cle. (12/17)
- Posted 5 tackles and 1 FF at Pit. (12/10)
- Sacked QB Matthew Stafford for a 7-yard loss in a 44-20 win vs. Det. (12/3)
- Earned AFC Defensive Player of the Week honors after producing 7 tackles, 1 FF and 2 sacks (-25 yards) for a defense that forced 5 turnovers, registered 6 sacks and posted its third shutout of the season in a 23-0 win at GB (11/19)...It marked just the third time in franchise history the Ravens recorded 6 sacks and forced 5 turnovers
- Posted 5 tackles, including 1 sack (-10 yards), for a unit that allowed just 257 total yards at Ten. (11/5)
- Tallied 2 TFL for a "D" that posted a shutout and allowed a season-low 196 yards in a 40-0 win vs. Mia. (10/26)
- Led the team with a career-high 12 tackles (all solo) and tied his career high with 2 sacks vs. Chi. (10/15)
- Registered 1 tackle and 1 FR for a unit that forced 5 turnovers (4 INTs & 1 FR) for the second-straight game in a 24-10 win vs. Cle. (9/17)
- Earned his first-career start and posted 1 tackle for a defense that forced 5 turnovers (4 INTs & 1 FR) and posted the 11th shutout in franchise history in the 20-0 season-opening victory at Cin. (9/10)

2016: (BALTIMORE RAVENS – 14/0)

- Totaled 27 tackles (12 solo), 4 sacks (-34 yards), 1 FR and 2 PD for a defense that allowed the NFL's fifth-fewest rushing yards (89.4 ypg) and ranked seventh overall (322.1 ypg)
- Sacked Dolphins QB Ryan Tannehill for a 9-yard loss for a defense that produced 3 INTs and allowed just 277 total yards in the 38-6 win vs. Mia. (12/4)
- Registered his first-career FR on a strip-sack by OLB Terrell

Suggs, competing for a defense that limited the Browns to 144 yards of total offense in the 28-7 win vs. Cle. (11/10)

- Recorded a sack for the second-straight game, dropping QB Ben Roethlisberger in the 21-14 win vs. Pit. (11/6)
- Posted his first-career sacks (2 for -13 yards), totaling 3 tackles at NYJ (10/23)

— COLLEGE —

- Finished his career at Grand Valley State as the school's all-time leader in sacks (35), appearing in 42 games (32 starts) and earning the GLIAC Defensive Lineman of the Year Award in both 2014 and 2015
- Earned first-team All-Great Lakes Intercollegiate Athletic Conference honors as a senior...Led the nation, at any level, with 21 sacks (-128 yards), adding 81 tackles (37 solo), 3 PD, 3 FFs, 2 FRs and 24.5 TFL

— HIGH SCHOOL —

- Prepped at West Bloomfield (MI) HS, recording 89 tackles, 6 sacks and 16 TFL as a senior...Was named honorable mention All-Metro North by *The Detroit News*

ALL-AROUND DEFENDERS

OLB Matthew Judon is one of four NFL defenders to register at least 150 tackles, 70 QB hits, 40 TFL and 20 sacks since 2017.

SINCE 2017 / NFL DEFENDERS WITH AT LEAST 150 TACKLES, 70 QB HITS, 40 TFL & 20 SACKS

Defender	Tackles	Sacks	TFL	QB Hits
Calais Campbell (Bal.)	195	31.5	44	76
Chandler Jones (Ari.)	161	49	52	77
Cameron Jordan (NO)	164	40.5	50	74
Matthew Judon (Bal.)	156	24.5	41	71

Note: The 2019 Pro Bowler Judon was one of three NFL defenders (Shaquil Barrett & T.J. Watt) to tally at least 50 tackles, 9 sacks, 30 QB hits & 4 FFs in 2019.

BACKFIELD DISTURBANCE

OLB Matthew Judon has 24.5 sacks since the 2017 campaign, ranking as Baltimore's most. Judon has also posted the Ravens' most QB hits (71) over the past three seasons.

RAVENS SACKS (Since 2017)

1. **Matthew Judon** 24.5
2. Terrell Suggs 18
3. Za'Darius Smith 12
4. Patrick Onwuasor. 9.5

(Purple Indicates Current Raven)

RAVENS QB HITS (Since 2017)

1. **Matthew Judon** 71
2. Za'Darius Smith 41
3. Terrell Suggs 35
4. Patrick Onwuasor. 19

99 MATTHEW JUDON



— JUDON'S COMMUNITY IMPACT —

- Surprised a Baltimore family on the day of their heating system replacement, supplied by BGE Home as part of the Gift of Warmth campaign (2019)
- Alongside RB Mark Ingram II, supported ShareBaby's Casino Nights Holiday Fundraiser at LIVE! Casino (2019)
- Hosted a turkey giveaway at Furley Elementary School in Baltimore City for the students and families during Thanksgiving (2019)
- Joined teammates in a flag football game with the students at St. Vincent's Villa (2019)
- Alongside teammates, attended the inaugural Bradley and Nikki Bozeman Foundation Halloween Costume Party in support of the foundation's anti-bullying initiative (2019)
- Visited Hebbville Elementary School to speak on the importance of education (2019)
- Participated in the organization-wide day of service, Caw to Action – a celebration of the NFL's Huddle for 100 initiative (2019)
- Facilitated a movie and pizza night for local youth and law enforcement (2019)
- Hosted a Karaoke and Lip Sync Party to benefit his 10/91 Foundation at Bill Bateman's Bistro (2018)
- Helped distribute shoes to students at Collington Square Elementary/Middle School with Samaritan's Feet (2018)
- Attended the Ravens annual Holiday Helpers event at Target to shop for gifts with Baltimore youth in need (2018-19)
- Participated in the HVAC donation announcement from the Players' Social Justice Fund at Lakewood Elementary (2018)
- Helped build HOPE kits with teammate Brandon Carr at the Under Armour Performance Center, which were sent to breast cancer patients at Johns Hopkins and MedStar Union Memorial Hospital (2018)
- Supported the NFL and Ravens' PLAY 60 initiative by participating in the team's PLAY 60 All Abilities Clinic alongside over 100 athletes from Special Olympics Maryland (2018)
- Attended the announcement of the Ravens five-year partnership with Up2Us Sports, which will help continue the team's social responsibility efforts to improve the Baltimore community through youth sports (2018)
- Judon, TE Benjamin Watson and DT Brandon Williams spent a day at the offices of Downs Collins P.A., a Baltimore based law firm with a history of handling civil rights cases...The event was part of the Listen & Learn Tour, an initiative of the Players Coalition, an independent organization that is investing time and resources in social justice and racial equality issues around the country (2018)
- Along with S Tony Jefferson, DT Carl Davis, LS Morgan Cox and G Jermaine Eluemunor, Judon partnered with the Baltimore Police Department to speak with children at Rosemont Elementary/Middle School (2017)
- Competed in the Players Philanthropy Fund (PPF) Celebrity Cornhole Challenge fundraiser (2017-18)
- Supports Casey Cares by attending events, such as their annual Foundation Gala and the Mother's Day Magic Show (2018)
- Hosted the Matt Judon Football and Cheer Camp in Township, MI (2018)
- Helped distribute cold-weather gear to residents at the annual Helping Up Mission coat distribution (2017-2019)
- Distributed Thanksgiving meals alongside teammates at local schools, churches and homeless shelters (2017-18)
- Joined teammates to sign autographs and play games during the Ravens' A Purple Evening, the team's annual event dedicated to female fans (2017-18)
- Joined fellow rookies at the Helping Up Mission men's shelter to provide residents with a hot meal (2016)
- Supported the Ravens' annual Hometown Huddle event for Baltimore City elementary school children (2016)
- Supports current and former teammates' charitable endeavors, including Anthony Levine Sr.'s Celebrity Bowling fundraiser and former players Lardarius Webb's charity softball game, Jameel McClain's Annual 53 Families Thanksgiving event (2019), as well as Steve Smith Sr.'s foundation fashion show

MATTHEW JUDON'S NFL REGULAR SEASON DEFENSIVE STATISTICS

DATE	TEAM	GP	GS	TACKLES							INTERCEPTIONS					FUMBLES			ST				MISC			
				TK	S	A	TFL	YDS	SK	YDS	QBH	NO	YDS	LG	TD	PD	FF	FR	YDS	TK	S	A	FF	FR	S	A
2016	Ravens	14	0	27	12	15	4	34	4.0	34.0	10	0	0	0	0	2	0	1	3	0	0	0	0	0	0	0
2017	Ravens	16	12	58	50	8	17	95	8.0	70.0	19	0	0	0	0	3	2	1	0	3	1	2	0	0	0	0
2018	Ravens	16	8	44	29	15	10	62	7.0	41.0	20	0	0	0	0	3	1	0	0	0	0	0	0	0	0	0
2019	Ravens	16	16	54	43	11	14	81	9.5	85.5	33	0	0	0	0	0	4	0	0	0	0	0	0	0	0	0
NFL TOTALS		62	36	183	134	49	45	272	28.5	230.5	82	0	0	0	0	8	7	2	3	3	1	2	0	0	0	0



4



SAM KOCH

PUNTER

6-1 | 222

COLLEGE: NEBRASKA

BORN: 8/13/82, SEWARD, NE

EXP. (NFL/RAVENS): 15/15 GP/GS (PLAYOFFS): 224/0 (18/0)



— KEY TRANSACTIONS —

- Signed a two-year contract extension with the Baltimore Ravens on 3/18/20
- Signed a contract extension with the Ravens on 7/9/15
- Re-signed with Baltimore on 2/1/11
- Re-signed with the Ravens on 5/20/10
- Originally drafted by the Ravens in the sixth round (203rd overall) of the 2006 NFL Draft

— HONORS —

- Pro Bowl (2015)
- Three-time Pro Bowl first alternate (2010, 2014, 2019)
- PFWA All-AFC (2015)
- AFC Special Teams Player of the Week (Week 15, 2017; Week 12, 2017; Week 16, 2008)
- Ravens Roost Unsung Hero Award (2015)
- Ravens Roost Extra Effort Award (2008)

— CAREER HIGHLIGHTS —

- Owns franchise records with 1,046 punts for 47,451 yards and a 45.4 career gross average...His 39.5 career net average also ranks first in team history
- Enters the 2020 season with the third-most games played (224) in franchise history (Terrell Suggs, 229 and Ray Lewis, 228)...His 224-consecutive games played is a franchise best
- Led the league in 2017 with a franchise-record 40 punts inside the 20...Also added an NFL-best 16 inside the 10
- Since 2006, when he entered the league, Koch's 405 punts inside the 20 rank second in the NFL (2006-19)
- Has played in a Ravens' franchise-record 224-straight games, not missing a contest in his NFL career...His 224 total games are No. 3 in team history
- In 2015, earned his first-career Pro Bowl nod after posting the NFL's second-best net (42.9) and ninth-best gross (46.7) punting averages
- Led the NFL in net punting average (43.3) in 2014, a figure that ranks fourth in league history...Punted 60 times for 2,841 yards, finishing third in the NFL with a 47.4 gross average...Also placed 26 punts inside the 20
- Koch's 43.3 net punting average and 47.4 gross punting average in 2014 are both Ravens' single-season records
- Scored his first-career TD, scrambling for a 7-yard run on a fake FGA in the 55-20 victory vs. Oak. (11/11/12)
- Blasted a team-record 74-yard punt at Hou. (11/9/08)

— PERSONAL —

- He and his wife, Nikki, have four children: Ryan (22), Braxtyn (16), Kamdyn (14) and Gianna (6)

- Spends his down time working on projects around his house, with a knack for craftsmanship
- Cites former Ravens special teams coordinator/associate head coach Jerry Rosburg as a father figure

2019: (BALTIMORE RAVENS – 16/0, 1/0)

- Punted 40 times for 1,855 yards for a 46.4 gross average (No. 5 in the AFC) and a 39.8 net average
- Placed 52.5% (21-of-40) of his punts inside the 20, the second-best rate in the NFL (Bryan Anger)
- Recorded 3 punts for 140 yards (46.7 avg.), placing all 3 inside the 20 vs. Pit. (12/29)
- Punted 7 times for 309 yards (44.1 avg.), placing 2 inside the 20 at Buf. (12/8)
- Placed all 3 of his punts inside the 20, totaling 131 yards (43.7 avg.) vs. Cle. (9/29)

2018: (BALTIMORE RAVENS – 16/0, 1/0)

- Punted 60 times for a career-high-tying 47.4 gross average (2014), which ranked fourth in the NFL and a 39.8 net average, including placing 27 punts inside the 20 in 2018
- Eclipsed the 1,000-career punt mark, booting the ball 3 times for 150 yards in the 22-10 win at LAC (12/22)...Appeared in his 207th-career game, tying Matt Stover for the third-most games played in Ravens' history
- Punted 3 times for 142 yards (47.3 avg.) and completed a 21-yard pass to WR Chris Moore, earning a first down on a fake punt, in the 26-16 win at Atl. (12/2)...For his career, Koch is 5-of-5 passing for 69 yards and 4 first downs
- Punted 3 times for 153 yards (51.0 avg.), appearing in his 200th-career game at Car. (10/28)...Became one of four Ravens (Ray Lewis, Terrell Suggs and Matt Stover) to play in 200 games for the Ravens franchise
- Punted 4 times for 175 yards (43.8 avg.), placing 2 boots inside the 20, in the 21-0 win at Ten. (10/14)
- Placed a franchise-record 6 punts inside the 20 and recorded a 45.8 gross average at Cle. (10/7)
- Punted 5 times for 257 yards (51.4 average), placing 3 punts inside the 20, in the 47-3 win vs. Buf. (9/9)

2017: (BALTIMORE RAVENS – 16/0)

- Placed a league-leading and career-high 40 punts inside the 20, punting 84 times for a 44.8 gross average and a 40.3 net mark...Also added an NFL-best 16 punts inside the 10
- Earned a game ball after placing 4 of his 5 punts inside the 20, including 3 punts inside the 5-yard line, in the 27-10 win at Cle. (12/17)...Recorded his second AFC Special Teams

4 SAM KOCH

Player of the Week award in 2017 for his performance

- Earned AFC Special Teams Player of the Week honors after placing 5 punts inside the 20 for the second-consecutive game and punting 6 times for 308 yards (51.3 avg.) in the 23-16 win vs. Hou. (11/27)...Also threw a 22-yard pass to WR Chris Moore to convert a first down on a fake punt, which led to a Baltimore TD
- Tied a then-career high, placing 5 of his 7 punts inside the 20 in the 23-0 win at GB (11/19)
- Punted 4 times for 180 yards (45.0 avg.) and completed a 16-yard pass to convert on a fake punt at Ten. (11/5)
- Recorded a single-game record 55.0-yard gross average, finishing with 7 punts for 386 yards vs. Chi. (10/15)

2016: (BALTIMORE RAVENS – 16/0)

- Punted 80 times for 3,665 yards for a 45.8 gross average and a 39.9 net average, including placing 37 punts inside the 20, which tied (Bryan Anger) for third in the NFL
- Played in his 175th-consecutive game and placed all 3 of his punts inside the 20 at Pit. (12/25)
- Punted 6 times for 289 yards (48.2 avg.) and produced a 47.0 net avg., placing 3 kicks inside the 20 at NE (12/12)
- Posted 5 punts for 44.4 gross and 42.2 net averages, placing 4 boots inside the 20, in the 19-14 victory vs. Cin. (11/27)...Koch also helped run the clock down to 0:00 on the game's final play when he took a safety to secure the win
- Placed his 300th-career punt inside the 20, recording 4 punts for 184 yards (46.0 avg.), in the 28-7 win vs. Cle. (11/10)
- Punted 9 times for 380 yards (42.2 avg.) and posted a 41.7-yard net average, tying a career-high with 5 boots inside the 20, in the 21-14 victory vs. Pit. (11/6)
- Registered a season-high gross average (50.8) and net average (47.8), placing 3 kicks inside the 20 at NYJ (10/23)
- Posted a 45.6-yard net average and recorded 3 boots inside the 20 at NYG (10/16)
- Tallied 8 punts for 361 yards (47.6 gross avg.), placing 2 punts inside the 20, including a season-long punt of 68 yards that was downed at the 1-yard line vs. Was. (10/9)
- Totaled 7 punts for 342 yards, recording a season-high gross average of 48.9 and posted a touchdown-saving special teams tackle vs. Oak. (10/2)
- Recorded 2 kicks inside the 20, totaling 3 punts for 141 yards (47.0 avg.) in the 25-20, come-from-behind win vs. Cle. (9/18)

2015: (BALTIMORE RAVENS – 16/0)

- Earned his first-career Pro Bowl nod after posting the NFL's second-best net (42.9) and ninth-best gross (46.7) averages...Limited opponents to a franchise-record 5.0 punt return average (No. 2 in the NFL)
- Recorded 3 kicks inside the 20, including boots to the Bengals' 6- and 4-yard lines, at Cin. (1/3/16)
- Posted 5 punts for 53.4 gross and 46.4 net averages, crushing

a 67-yard season-long punt to the Dolphins' 1-yard line at Mia. (12/6)

- Tallied 7 punts for 336 yards (48.0 avg.) and a 46.3 net average in the 16-13 victory vs. STL (11/22)
- Helped the Ravens win the field position battle with a 62-yard boot to the Chargers' 3-yard line and a 60-yarder that resulted in a -2-yard return in the 29-26 victory vs. SD (11/1)
- Booted a 62-yard punt, recording 53.0 gross and 51.7 net averages, at SF (10/18)...Added 2 punts inside the 20-yard line in his 150th-career game

2014: (BALTIMORE RAVENS – 16/0, 2/0)

- Led the NFL in net punting average (43.3), a figure that ranks as the fifth-best mark in league history...Punted 60 times for 2,841 yards, finishing third in the NFL with a 47.4 gross average...Also placed 26 punts inside the 20
- Played in both postseason contests, punting 5 times for 250 yards, averaging a postseason-career-high 50.0 yards per punt, including a long of 53
- Had 2 punts for 126 yards (63.0 avg.), including a 73-yarder (second longest of his career and in team history), placing both inside the 20 in the 34-27 win at NO (11/24)
- Punted 6 times for 255 yards (42.5 avg.), placing a career-high-tying 5 inside the 20 at Pit. (11/2)
- Played in his team-record 130th-straight game, passing OLB Jarret Johnson (129 from 2003-11) for the longest streak in Ravens history in the 26-6 win vs. Pit. (9/11)

2013: (BALTIMORE RAVENS – 16/0)

- Posted career highs in punts (90) and punting yards (4,138), while averaging 46.0 yards per punt (38.9 net)...Placed 27 punts inside the 20
- Punted 6 times for 328 yards to produce a then-Ravens' single-game record 54.7 average, including a season-high 69-yard boot, vs. Min. (12/8)
- Punted 8 times for 355 yards (44.4 avg.), placing 3 inside the 20, in the 20-17 OT win vs. Cin. (11/10)...His fourth child (daughter, Gianna) was born at 2:04 a.m. that day
- Placed his 200th-career punt inside the 20 at Den. (9/5)

2012: (BALTIMORE RAVENS – 16/0, 4/0)

- Punted 83 times for 3,911 yards for a 47.1 gross average, including placing 28 inside the 20-yard line...Also tallied a 40.8 net average...Rushed twice for 17 yards and recorded a TD on a fake FG and fake punt
- Punted 22 times for 1,013 yards (46.0 avg.) – placing 8 inside the 20 – with a long of 60 in four playoff games...Also recorded a ST tackle
- Booted 3 punts for 141 yards (47.0 avg.), with a long of 56, and posted a tackle in the 34-31 victory in Super Bowl XLVII vs. SF (2/3/13)...Also had a 61-yard free kick after taking a safety to run off the clock at the end of the game
- Punted 8 times for 386 yards (48.3 avg.), placing 6 inside the 20 (which ties an NFL postseason record), in the 38-35



4 SAM KOCH

double-OT win in the Divisional Playoff at Den. (1/12/13)

- Punted 7 times for 256 yards and carried the ball once (10 yards), picking up a first down on a fake punt, at Cin. (12/30)
- Scored his first-career TD, scrambling for a 7-yard run on a fake FGA in the 55-20 victory vs. Oak. (11/11)
- Played in his 100th-career game and punted 7 times for 322 yards (46.0 avg.), including 3 inside the 20 vs. Cle. (9/27)

2011: (BALTIMORE RAVENS – 16/0, 2/0)

- Punted 73 times for 3,393 yards, producing a 46.5 gross average...Recorded a long of 63 and placed 21 inside the 20-yard-line
- Averaged 47.6 yards per punt (13 for 619 yards) in the postseason, with a long of 64 (second longest in Ravens postseason history), and placed 2 inside the 20
- Punted 9 times for a career-high 470 yards (52.2 avg.), placing 3 inside the 20, at Jax. (10/24)
- Punted 5 times for 236 yards (47.2 avg.) in the 35-7 victory vs. Pit. (9/11)...Also scored the first points of his career on a fake PAT, running for a 2-point conversion

2010: (BALTIMORE RAVENS – 16/0, 2/0)

- Was second in the NFL with a then-career-high and franchise-record-tying 39 punts inside the 20 (Kyle Richardson, 1999) while punting 81 times for 3,530 yards (43.6 avg.)...Ranked second in the AFC with a 39.2 net avg.
- Punted 5 times for 238 yards (47.6 avg.), including a then-postseason career-long 59-yard boot, in the Divisional Playoff at Ind. (1/16/10)
- Blasted 7 punts for 318 yards (45.4 avg.) and placed a then-career-high-tying 5 in the 20 in the OT win at Hou. (12/13)
- Punted 5 times (moving into first place for the most punts in franchise history) for 233 yards (46.6 avg.) at Car. (11/21)
- Did not punt, but completed a pass on a fake punt to CB Cary Williams (13 yards) to convert a fourth-and-10 in the 26-10 win vs. Mia. (11/7)
- Punted 5 times for 221 yards (44.2 avg.), placing 3 inside the 20 to become the Ravens' all-time leader with his 129th (Kyle Richardson - 128) in the 37-34 victory vs. Buf. (10/24)
- Booted 9 punts for 404 yards (44.9 avg.), placing a then-career-high-tying 5 kicks inside the 20 at NE (10/17)

2009: (BALTIMORE RAVENS – 16/0, 2/0)

- Punted 73 times for 3,188 yards (43.7 avg.), placing 26 inside the 20...Posted a 37.9-yard net average
- Punted 7 times for 293 yards (41.9 avg.), placing 4 inside the 20, in the 16-0 win at Cle. (11/16)

2008: (BALTIMORE RAVENS – 16/0, 3/0)

- Finished ninth in the NFL with a 45.0 gross average and ranked fifth in the league with a 39.9 net average
- Led the AFC and was second in the NFL by placing a then-career-high 34 punts inside the 20...Also led the NFL with 18 punts inside the 10...Blasted a career-high and team-record 74-yarder at Houston on 11/9
- Earned AFC Special Teams Player of the Week honors, punting 5 times (52.2 avg.), with a long of 61 and 2 inside the 20, at Dal. (12/20)...Carried the ball (first-career rush) for a 9-yard first down on a fourth-and-6 fake FG
- Booted 4 punts for 200 yards (50.0-yard average), with a franchise-record and career-long 74-yarder at Hou. (11/9)

2007: (BALTIMORE RAVENS – 16/0)

- Punted 78 times for 3,397 yards (43.6 avg.) and placed 20 inside the 20...Added 1 special teams tackle
- Punted a career-high 10 times for 436 yards (43.6 avg.), with a long of 55 in game 8 at Pit. (11/5)

2006: (BALTIMORE RAVENS – 16/0, 1/0)

- Punted 86 times for 3,695 yards (43.0 avg.) and placed 30 inside the 20 (fourth most in the NFL)...Tied (Donnie Jones, Mia.) with the second-most punts downed inside the 10-yard line (12) and tied for the NFL's second-fewest TBs (3)
- Saw action in his first-career game when he kicked off 6 times and booted 6 punts for 282 yards (47.0 avg.), including a long of 56, at TB (9/10)

— COLLEGE —

- Walked on (earned a scholarship before the 2004 season) and played in 30 games at Nebraska, posting a 44.1 career gross average, a Big 12-record 84-yard career long and 56 kicks inside the 20...Redshirted as a freshman (2001)
- Ranked second nationally in gross (46.5 – school record) and net (39.9) averages, earning first-team All-American (*NationalChamps.net*), first-team All-Big 12 (*Kansas City Star*) and honorable mention All-Big 12 honors (*Associated Press* and coaches)...Was a Ray Guy Award semifinalist
- Earned a degree in business administration

— HIGH SCHOOL —

- Prepped at Seward (NE) HS, where he played LB, FB and TE in addition to handling all kicking duties
- Also played soccer, basketball and baseball

4 SAM KOCH



— KOCH'S COMMUNITY IMPACT —

- Surprised local high school teams with a visit to the Ravens RISE High School Football Showdown game of the week (2019)
- Participated in the organization-wide day of service, Caw to Action – a celebration of the NFL's Huddle for 100 initiative (2019)
- Participated in Anthony Levine Sr.'s 10th Annual Home Run Derby & Softball Game with Ravens teammates (2019)
- Honored 150 students/faculty in Baltimore to celebrate their involvement in the "Fuel Up To Play 60 Campaign" (2018)
- Joined teammates for Jameel McClain's "53 Families" Thanksgiving event to serve a meal to families in need (2017, 2019)
- Represented the Ravens as the team's Fuel Up to PLAY 60 ambassador, encouraging students to provide their bodies with adequate nutrients to support 60 minutes of physical activity... Attended the American Dairy Association North East's annual winter luncheon to relay the Fuel Up to PLAY 60 message (2016)
- Participated in the United Way of Central Maryland's Character Playbook launch at Maree Garnett Farring Elementary/ Middle School (2016)
- Teamed up with the Salvation Army to support several families during the holiday season (2015)
- Participated in the Ravens' annual Holiday Helpers event at Target to shop with Baltimore youth in need (2014-17)
- Promotes PLAY 60, the NFL's movement to get children active for at least 60 minutes a day... Participated in PLAY 60 Challenge kickoff assemblies at Runnymede Elementary School (2015) and Sandymount Elementary School (2011)... Led youth football drills in the PLAY 60 Zone at the White House's annual Easter Egg Roll (2010)
- Koch helped to launch "Punts for a Purpose" program with the Wounded Warrior Amputee Football Team (2013)
- Joined teammates to outfit homeless men in suit apparel at the Helping Up Mission for a joint event with Jos. A. Bank (2011), participated in the annual Thanksgiving Dinner Distribution at Helping Up Mission homeless shelter (2011), and distributed coats at the shelter's 13th annual coat distribution event (2016)
- Consistently supports current and former teammates' charitable endeavors, including Lardarius Webb's Charity Softball Game and Thanksgiving Distribution

SAM KOCH'S NFL REGULAR SEASON PUNTING STATISTICS

DATE	TEAM	GP	NO.	YDS.	AVG.	OPP. RET.	YDS.	NET YDS.	AVG.	TB	IN20	LG	BK
2006	Ravens	16	86	3,695	43.0	44	404	3,231	37.6	3	30	61	0
2007	Ravens	16	78	3,397	43.6	38	375	2,842	36.0	9	20	64	1
2008	Ravens	16	84	3,777	45.0	38	245	3,352	39.9	9	34	74	0
2009	Ravens	16	73	3,188	43.7	38	287	2,801	37.9	5	26	60	1
2010	Ravens	16	81	3,530	43.6	34	275	3,175	39.2	4	39	60	0
2011	Ravens	16	73	3,393	46.5	33	392	2,821	38.6	9	21	63	0
2012	Ravens	16	83	3,911	47.1	49	383	3,388	40.8	7	28	60	0
2013	Ravens	16	90	4,138	46.0	46	419	3,539	38.9	9	27	69	1
2014	Ravens	16	60	2,841	47.4	23	166	2,595	43.3	4	26	73	0
2015	Ravens	16	74	3,454	46.7	35	176	3,178	42.9	5	29	67	0
2016	Ravens	16	80	3,665	45.8	33	375	3,190	39.9	5	37	68	0
2017	Ravens	16	84	3,765	44.8	34	277	3,428	40.3	3	40	67	1
2018	Ravens	16	60	2,842	47.4	31	315	2,427	39.8	5	27	65	1
2019	Ravens	16	40	1,855	46.4	15	143	1,632	39.8	4	21	62	1
NFL TOTALS		224	1,046	47,451	45.4	491	4,232	41,599	39.5	81	405	74	6

SAM KOCH'S NFL POSTSEASON PUNTING STATISTICS

DATE	TEAM	GP	NO.	YDS.	AVG.	OPP. RET.	YDS.	NET YDS.	AVG.	TB	IN20	LG	BK
2006	Ravens	1	5	190	38.0	3	33	137	27.4	1	1	47	0
2008	Ravens	3	20	845	42.3	10	44	761	38.1	2	7	52	0
2009	Ravens	2	9	374	41.6	5	57	317	35.2	0	3	59	0
2010	Ravens	2	6	277	46.2	3	22	235	39.2	1	4	61	0
2011	Ravens	2	13	619	47.6	9	11	568	43.7	2	2	64	0
2012	Ravens	4	22	1,013	46.0	8	178	755	34.3	4	8	60	0
2014	Ravens	2	5	250	50.0	3	45	205	34.2	0	0	53	1
2018	Ravens	1	6	268	44.7	4	46	222	37.0	0	1	59	0
2019	Ravens	1	1	44	44.0	0	0	44	44.0	0	0	44	0
NFL TOTALS		18	87	3,880	44.6	45	436	3,244	36.9	10	26	64	1

4 SAM KOCH

SAM KOCH'S NFL REGULAR SEASON PASSING/RUSHING STATISTICS

DATE	TEAM	GP	GS	PASSING										RUSHING					
				ATT.	CMP.	PCT.	YDS	AVG.	TD	INT.	LG	SK	LST	RATE	NO.	YDS.	AVG.	LG	TD
2006	Ravens	16	0	0	0	0.0	0	0.0	0	0	0	0	0	0.0	0	0	0.0	0	0
2007	Ravens	16	0	0	0	0.0	0	0.0	0	0	0	0	0	0.0	0	0	0.0	0	0
2008	Ravens	16	0	0	0	0.0	0	0.0	0	0	0	0	0	0.0	1	9	9.0	9	0
2009	Ravens	16	0	0	0	0.0	0	0.0	0	0	0	0	0	0.0	0	0	0.0	0	0
2010	Ravens	16	0	1	1	100.0	13	13.0	0	0	13	0	0	118.8	1	0	0.0	0	0
2011	Ravens	16	0	0	0	0.0	0	0.0	0	0	0	0	0	0.0	0	0	0.0	0	0
2012	Ravens	16	0	0	0	0.0	0	0.0	0	0	0	0	0	0.0	2	17	8.5	10	1
2013	Ravens	16	0	0	0	0.0	0	0.0	0	0	0	0	0	0.0	0	0	0.0	0	0
2014	Ravens	16	0	0	0	0.0	0	0.0	0	0	0	0	0	0.0	0	0	0.0	0	0
2015	Ravens	16	0	1	1	100.0	-3	-3.0	0	0	0	0	0	79.2	1	7	7.0	7	0
2016	Ravens	16	0	0	0	0.0	0	0.0	0	0	0	0	0	0.0	2	-23	-11.5	0	0
2017	Ravens	16	0	2	2	100.0	38	19.0	0	0	22	0	0	118.8	0	0	0.0	0	0
2018	Ravens	16	0	1	1	100.0	21	21.0	0	0	21	0	0	118.8	0	0	0.0	0	0
2019	Ravens	16	0	1	1	100.0	-2	-2.0	0	0	0	0	0	79.2	0	0	0.0	0	0
TOTALS		224	0	6	6	100.0	67	11.2	0	0	22	0	0	113.2	7	10	1.4	10	1

SINGLE-GAME HIGHS: PUNTER

Punts 10 at Pittsburgh Steelers, Nov 05, 2007
Gross Punting Yards 470 at Jacksonville Jaguars, Oct 24, 2011
Gross Punting Avg 59.0 at Miami Dolphins, Oct 19, 2008
Net Punting Yards 413 at Jacksonville Jaguars, Oct 24, 2011
Net Punting Avg 55.7 at Miami Dolphins, Oct 19, 2008
Longest Punts 74 at Houston Texans, Nov 09, 2008
Inside the 20 6 at Cleveland Browns, Oct 07, 2018
Pass Attempts 1 vs. Houston Texans, Nov 17, 2019
 ...5 more at 1.

Pass Completions 1 vs. Houston Texans, Nov 17, 2019
 ...5 more at 1.
Yards Passing 22 vs. Houston Texans, Nov 27, 2017
Rush Attempts 1 at Pittsburgh Steelers, Dec 25, 2016
 ...6 more at 1.
Rushing Yards 10 at Cincinnati Bengals, Dec 30, 2012
Longest Runs 10 at Cincinnati Bengals, Dec 30, 2012
Rushing TDs 1 vs. Oakland Raiders, Nov 11, 2012
Special Teams Tackles 1 vs. Arizona Cardinals, Sep 15, 2019
 ...15 more at 1.

2019 GAME-BY-GAME REGULAR SEASON STATISTICS (RAVENS)

DATE	OPPONENT		NO.	YDS.	AVG.	OPP. RET.	YDS.	NET YDS.	AVG	TB	IN20	LG	BK	W/L	SCORE
09/08	at Dolphins	P	1	56	56.0	1	0	56	56.0	0	1	56	0	W	59-10
09/15	Cardinals	P	3	129	43.0	1	0	129	43.0	0	2	49	0	W	23-17
09/22	at Chiefs	P	3	153	51.0	1	9	124	41.3	1	2	53	0	L	28-33
09/29	Browns	P	3	131	43.7	0	0	131	43.7	0	3	47	0	L	25-40
10/06	at Steelers	P	3	155	51.7	1	13	122	40.7	1	0	57	0	W	26-23+
10/13	Bengals	P	2	84	42.0	0	0	64	32.0	1	1	46	0	W	23-17
10/20	at Seahawks	P	3	132	44.0	2	12	120	40.0	0	1	46	0	W	30-16
11/03	Patriots	P	2	98	49.0	0	0	98	49.0	0	1	50	0	W	37-20
11/10	at Bengals	P	1	34	34.0	0	0	34	34.0	0	0	34	0	W	49-13
11/17	Texans	P	0	0	0.0	0	0	0	0.0	0	0	0	0	W	41-7
11/25	at Rams	P	1	48	48.0	1	4	44	44.0	0	1	48	0	W	45-6
12/01	49ers	P	2	103	51.5	0	0	103	51.5	0	2	62	0	W	20-17
12/08	at Bills	P	7	309	44.1	2	22	267	38.1	1	2	57	0	W	24-17
12/12	Jets	P	4	181	45.3	3	48	133	26.6	0	1	49	1	W	42-21
12/22	at Browns	P	2	102	51.0	1	11	91	45.5	0	1	60	0	W	31-15
12/29	Steelers	P	3	140	46.7	2	24	116	38.7	0	3	54	0	W	28-10
2019 TOTALS			16	40	1,855	46.4	15	143	1,632	39.8	4	21	62	1	14-2

+ - Overtime

4 SAM KOCH

SAM IN THE 20

P Sam Koch is the Ravens' all-time leader in punts inside the 20 (405). In 2017, he posted a franchise-record 40 boots inside the 20, which ranked as the NFL's most.

PUNTS INSIDE THE 20 (Ravens All-Time History)		PUNTS INSIDE THE 20 (Ravens Single Seasons)		
Rk.	Player	In 20	Rk. Player (Year)	In 20
1.	Sam Koch	405	1. Sam Koch (2017)*	40
2.	Kyle Richardson	128	2. Sam Koch (2010)	39
3.	Dave Zastudil	89	Kyle Richardson (1999)	39

* In 2017, Koch's 40 punts in the 20 ranked No. 1 in the NFL.

KOCH DOMINATED IN 2017

No punter in 2017 was more dominant at pinning opponents deep in their own territory than P Sam Koch.

PUNTS INSIDE 20		PUNTS INSIDE 10		PUNTS INSIDE 5	
1.	Sam Koch	40	1. Sam Koch	16	1. Andy Lee
2.	Chris Jones	34	2. Marquette King	14	2. Sam Koch
3.	Two Players	33	3. Three Players	13	Three Others

RAVENS IRONMAN

RAVENS CONSECUTIVE GAMES PLAYED / ALL-TIME STREAKS

Rk.	Player	Games	Years
1.	Sam Koch	224	2006-present
2.	Jarret Johnson	129	2003-11
3.	Joe Flacco	122	2008-15

BALTIMORE RAVENS MOST ALL-TIME GAMES PLAYED

Rk.	Player	Games	Years
1.	Terrell Suggs	229	2003-2018
2.	Ray Lewis	228	1996-2012
3.	Sam Koch	224	2006-present
4.	Matt Stover	207	1996-2008
5.	Jonathan Ogden	177	1996-2007
3.	Marshal Yanda	177	2007-present

ESPN's Kevin Seifert on Koch's arsenal of punts:

"Some are designed to hook toward the sideline with maximum hang time. Others use an intentionally low trajectory to aid coverage teams. He has a knuckler and one kick that drops, from the returner's perspective, roughly in the shape of the letter 'S.' He's debuted a 'boomerang' punt that does just what you would imagine it might. Most, but not all, of these punts are intended to discourage a clean catch and minimize the return. ... Sam Koch and the Ravens have introduced a new way to punt."

RAVENS ALL-TIME LEADER

P Sam Koch owns a 45.4 career gross average and 39.5 career net, both marks that rank first in Ravens history. In 2014, he posted a career-high and team-record 47.4-yard gross (matched again in 2018) and 43.3-yard net average.

CAREER GROSS AVG. (Ravens History)			CAREER NET AVG. (Ravens History)		
Rk.	Player	Avg.	Rk.	Player	Avg.
1.	Sam Koch	45.4	1.	Sam Koch	39.5
2.	Greg Montgomery	43.2	2.	Greg Montgomery	37.2
3.	Dave Zastudil	41.6	3.	Kyle Richardson	35.4


PINNING 'EM DEEP

Dating back to 2006, when he entered the NFL, P Sam Koch's 405 punts inside the 20 rank second in the NFL.

NFL PUNTS INSIDE THE 20 / SINCE 2006		
Rk.	Player	In 20
1.	Dustin Colquitt (KC)	435
2.	Sam Koch (Bal.)	405
3.	Andy Lee (Ari.)	385

IX
PRO BOWLER
IX
SECOND-TEAM
ALL-PRO

SAM KOCH





41 ANTHONY LEVINE SR.

DEFENSIVE BACK
LINEBACKER
5-11 | 207

COLLEGE: TENNESSEE STATE

BORN: 3/27/87, ABBEVILLE, LA

EXP. (NFL/RAVENS): 9/9 GP/GS (PLAYOFFS): 114/3 (4/0)



— KEY TRANSACTIONS —

- Re-signed (UFA) with Baltimore on 3/15/17
- Re-signed with the Ravens on 3/12/15
- Elevated to the Ravens' active roster on 11/17/12
- Signed to the Ravens' practice squad on 9/3/12
- Originally signed with the Packers as a RFA on 5/3/10

— CAREER HIGHLIGHTS —

- In 2019, recorded 6 special teams tackles (second on the team, tied)...Added 8 tackles from scrimmage, helping Baltimore's defense rank No. 3 in points (17.6) and No. 4 in yards (300.6) allowed per game
- For seven-consecutive seasons from 2012-18, Levine was a fixture on Baltimore's special teams unit which ranked in the NFL's Top 6 in the annual report by senior writer Rick Gosselin, seen around the league as a special teams measuring stick
- In 2018, posted 21 tackles (18 solo), 1 sack (-2 yards) and 1 INT from scrimmage for the league's No. 1 overall (292.9 ypg) and No. 2 scoring (17.9 ppg) defense
- In 2017, registered 9 special teams tackles, adding 20 tackles (18 solo) from scrimmage, 1 INT, 3 PD and a career-high 3 sacks (-21 yards) for a unit that led the league in both takeaways (34) and INTs (22)
- Tallied his first-career INT on the Texans' last offensive drive to clinch the 23-16 win vs. Hou. (11/2/17)
- Posted 6 special teams stops for one of the league's top punt return coverage units in 2015
- Started and led the team with a career-high 10 tackles (6 solo) vs. SD (11/30/14)
- Started his first-career game (at CB) and recorded his first-career tackle (finished with 4) and PD (had 2) for a defense that allowed just 45 total yards in the second half in the 21-7 victory vs. Ten. (11/9/14)
- Finished second on the team with a career-high 11 special teams tackles in 2013

— PERSONAL —

- Collects jerseys of other NFL players, has them sign the jersey and then frames it in his house...Among his collection are Peyton Manning, Steve Smith Sr., Ray Lewis, Ed Reed and Charles Woodson
- Started the Anthony Levine 4every1 Foundation, which is dedicated to helping at-risk youth and their families build better futures through mentorship, educational opportunities and life changing experiences...Also focuses on helping people with Lupus, which Levine Sr.'s younger sister, Alisio, was diagnosed with
- Favorite athlete is LeBron James...Most memorable moment

as a sports fan is the Cavs' 2016 championship

- Dislikes fishing, but goes often because his son, Anthony Levine Jr. (8) enjoys it...Has another son, Alexander (4)

2019: (BALTIMORE RAVENS – 16/0, 1/0)

- Recorded 6 special teams tackles (second on the team, tied) in 2019...Added 8 tackles from scrimmage, helping Baltimore's defense rank No. 3 in points (17.6) and No. 4 in yards (300.6) allowed per game
- Had 1 tackle in the 28-10 victory vs. Pit. (12/29)...Baltimore allowed a season-low 168 total yards
- Part of a unit that limited the Bengals to 250 yards in the 23-17 victory vs. Cin. (10/13)
- Part of a defense that allowed 269 yards in the OT victory at Pit. (10/6)
- Recorded 1 QBH for a defense that limited the Cardinals to 20 rushing yards and 2-of-11 (18%) on third down in the 23-17 victory vs. Ari. (9/15)
- Rushed for 60 yards to Miami's 10-yard line after a direct snap on a punt fake, resulting in a Ravens' first down that set up a 2-yard RB Mark Ingram TD in the 59-10, season-opening victory at Mia. (9/8)...Also registered 1 QBH for a defense that allowed just 200 yards of offense

2018: (BALTIMORE RAVENS – 16/1, 1/0)

- Recorded 7 special teams tackles (third on the team)...Added 21 tackles (18 solo), 1 sack (-2 yards) and 1 INT from scrimmage for the league's No. 1 overall (292.9 ypg) and No. 2 scoring (17.9 ppg) defense
- Recorded a sack (-2 yards) for a defense that posted franchise records in sacks (11) and passing yards allowed (51) – also permitting the second-fewest total yards (106) in team history – in the 21-0 shutout win at Ten. (10/14)
- Tied a career high with 3 PD, adding 3 tackles (2 solo) and 2 special teams stops, at Cle. (10/7)
- Registered a game-clinching INT in the fourth quarter and produced 5 tackles (4 solo) and a career-high 3 PD in the 26-14 win at Pit. (9/30)
- Recorded 4 solo tackles and 1 special teams tackle for a defense that registered 3 sacks and held the Broncos to 173 passing yards in the 27-14 win vs. Den. (9/23)
- Notched 1 special teams tackle and competed from scrimmage for a defense that held Buffalo to just 153 yards in the 47-3 season-opening win vs. Buf. (9/9)

2017: (BALTIMORE RAVENS – 16/0)

- Registered 9 special teams tackles, adding 20 tackles (18 solo) from scrimmage, 1 INT, 3 PD and a career-high 3 sacks

41 ANTHONY LEVINE SR.

(-21 yards) for a unit that led the league in both takeaways (34) and INTs (22)

- Posted his first-career FR, adding a season-high 4 tackles and 1 PD, for a defense that produced 4 takeaways in a 27-10 win at Cle. (12/17)
- Posted 2 tackles with 1 sack and 1 PD at Pit. (12/10)
- Registered his first-career INT on the Texans' last offensive drive to clinch the 23-16 win vs. Hou. (11/27)...Added 1 ST tackle and 1 tackle from scrimmage for a unit that produced 3 turnovers and permitted just 66 rushing yards in a 23-16 win vs. Hou. (11/27)
- Posted 2 tackles, including 1 sack (-8 yards), for a defense that posted a shutout and allowed a season-low 196 yards in a 40-0 win vs. Mia. (10/26)
- Registered his first-career sack, dropping QB E.J. Manuel for an 8-yard loss as part of a defense that produced 3 sacks and held the Raiders to 245 total yards in the 30-17 victory at Oak. (10/8)
- Recorded 2 tackles on ST and 1 from scrimmage for a defense that forced 5 turnovers (4 INTs and 1 FR) and posted the 11th shutout in franchise history in the 20-0, season-opening victory at Cin. (9/10)

2016: (BALTIMORE RAVENS – 16/0)

- Recorded 4 ST tackles and 7 stops (4 solo) and 1 PD from scrimmage for a defense that finished first in the league with 18 INTs (tied, SD and KC), allowed the NFL's fifth-fewest rushing yards (89.4 ypg) and was the league's seventh-ranked unit (322.1 ypg)
- Baltimore was one of three teams (Den. & Sea.) to rank in the NFL's Top 10 in total defense in each of the previous three seasons (2014-16)
- Tallied a season-high 3 tackles from scrimmage for a defense that held the Giants to 38 rushing yards and didn't allow a rushing first down for just the fifth time in franchise history at NYG (10/16)
- Recorded 1 special teams tackle and 1 tackle from scrimmage for a unit that limited the Jaguars to 216 yards of total offense in the 19-17 win at Jax. (9/25)

2015: (BALTIMORE RAVENS – 16/0)

- Posted 6 special teams stops for one of the league's top punt return coverage units, which allowed just 5.0 yards per return (No. 2 in NFL)
- Helped block for S Will Hill III's game-winning TD return on DE Brent Urban's blocked FGA at Cle. (11/30)
- Played from scrimmage and on special teams vs. Cin. (9/27)...Rushed for 3 yards on a fake punt, successfully converting a first down

2014: (BALTIMORE RAVENS – 16/3, 2/0)

- Played both safety and CB, recording 23 tackles (16 solo) and 3 PD for a defense that allowed the NFL's sixth-fewest points per game (18.9)...Also netted 6 special teams stops
- Played in both postseason contests, recording 3 solo tackles for a defense that produced 7 sacks and allowed just 82 rushing yards in two playoff games
- Started and led the team with a career-high 10 tackles (6 solo) vs. SD (11/30)
- Started and posted 9 tackles, including a career-high 8 solo stops, adding 1 PD, at NO (11/24)
- Started his first-career game (at CB) and recorded his first-career tackles (4) and PD (2) vs. Ten. (11/9)

2013: (BALTIMORE RAVENS – 16/0)

- Played in all 16 games for the first time, finishing second on the team with a career-high 10 special teams tackles
- Led the team with a career-high 3 ST tackles in the 19-3 win vs. NYJ (11/24)

2012: (BALTIMORE RAVENS – 2/0, 0/0)

- Saw his first-career NFL action and had 1 special teams tackle...Placed on Injured Reserve (shoulder) on 11/26
- Saw action on special teams and posted his first-career ST tackle in the 16-13 OT victory at SD (11/25)
- Made his NFL debut in the 13-10 victory at Pit. (11/18)

2010-11: (GREEN BAY PACKERS – 0/0, 0/0)

- Spent the majority of the 2010 and 2011 seasons on the Packers' practice squad...Originally signed by Green Bay as a rookie free agent on 5/3/10

— COLLEGE —

- Competed in 40 games (24 starts) at Tennessee State, totaling 129 tackles (80 solo), 5 INTs, 7 PD and 1 FR
- Earned second-team All-Ohio Valley Conference honors after recording 48 tackles (32 solo), 3 TFL, 2 INTs and 1 PD as a senior in 2009
- Graduated with a degree in psychology

— HIGH SCHOOL —

- Prepped at RJ Reynolds (Winston-Salem, NC) HS, where he earned All-State (KR/PR) and All-Conference (WR) honors and was named to the North Carolina High School All-Star West Team (LB) as a senior
- Was also a member of Winston-Salem's championship track team, running the 100- and 200-meter dashes and 4x100- and 4x200-meter relays

41 ANTHONY LEVINE SR.



— LEVINE SR.'S COMMUNITY IMPACT —

- Held a bike giveaway for students in Baltimore at Dick's Sporting Goods during the holiday season (2019)
- Supported teammates T Ronnie Stanley and LB Patrick Onwuasor at their turkey giveaway at Frederick Elementary School in Baltimore City during Thanksgiving (2019)
- Joined teammate CB Brandon Carr in supporting breast cancer patients with custom fit wigs (2019)
- Alongside teammates, participated in the St. John Baptist 5K Run, Walk and Roll/Walk for Bobbi Engram Foundation, hosted by tight ends coach Bobby Engram (2019)
- Alongside teammates, attended the inaugural Bradley and Nikki Bozeman Foundation Halloween Costume Party in support of the foundation's anti-bullying initiative (2019)
- Participated in the organization-wide day of service, Caw to Action – a celebration of the NFL's Huddle for 100 initiative (2019)
- Founded the 4Every1 Foundation to help youth and their families create a better future through mentorship, educational opportunities and life changing experiences
- Hosted his 10th annual Anthony Levine Sr. Home Run Derby & Softball Game (2019)
- Assisted with director of player engagement Jameel McClain's 53 Families Foundation Football & Fitness Clinic (2019)
- Attended the Young Money Financial Literacy Seminar with more than 800 high school students from Winston-Salem/Forsyth Country Schools (2019)
- Read to military children as part of the Military Child Education Coalition's Tell Me A Story event (2019)
- Played in former Raven Torrey Smith's Family Fund Charity Basketball Tournament with teammate Justin Tucker (2019)
- Hosted the Anthony Levine Sr. Football Camp in New Orleans, Louisiana (2018-19)
- Donated toys for the holiday season to students at the Webster Kendrick Boys & Girls Club (2018)
- Helped distribute shoes to students at Collington Square Elementary/Middle School with Samaritan's Feet (2018)
- Participated in the announcement of the HVAC donation from the Players' Social Justice Fund at Lakewood Elementary School in Baltimore, Maryland (2018)
- Spoke to teenagers at the Baltimore City Juvenile Correctional Facility about his life experiences (2018)
- Distributed 200 turkeys at Mt. Zion Baptist Church with former teammates Tony Jefferson and De'Lance Turner (2018)
- Teamed up with the Ravens and Verizon Wireless to "Pass it Forward" by visiting firemen at the White Marsh Volunteer Fire Station and surprising them with pizza (2018)
- Helped build HOPE kits with teammate Brandon Carr at the Under Armour Performance Center, which were sent to breast cancer patients at Johns Hopkins and MedStar Union Memorial Hospital (2018)
- Participated in the team's KaBoom! community playground build in the Douglass Homes neighborhood alongside teammates, Ravens staff and volunteers (2018)
- Adopted the Mervo High School football team as part of the launch for his "Beyond the Game" program (2017)
- Helped to stuff over 1,200 military care packages for USO service members and their families (2017)
- Distributed coats and cold-weather gear to residents at the annual Helping Up Mission coat distribution (2017, 2019)
- Joined teammates and Ravens staff members to renovate Mary Ann Winterling Elementary School in Baltimore (2017)
- Hosted a celebrity bowling fundraiser to benefit his 4Every1 Foundation (2017-19)
- Joined teammates to sign autographs and play games during the Ravens' A Purple Evening, the team's annual event dedicated to female fans (2017-19)
- Partnered with Jimmy's Famous Seafood for their 9th Annual Toys for Tots Gala (2017)
- Teamed up with the United Way of Central Maryland to host the Harvest of Plenty Thanksgiving Food Distribution (2016)
- Joined teammates in serving as celebrity shoppers at the Ravens' annual Holiday Helpers events at Target to shop for holiday gifts with Baltimore youth in need (2015, 2017, 2019)
- Annually involved in various events to promote PLAY 60, the NFL movement for an active generation...Events include a football clinic with over 100 athletes from Special Olympics Maryland, an assembly at Summit Park Elementary School (2017) a school visit to Robert Moton Elementary School (2016), the Hispanic Heritage Youth Football Clinic in downtown Baltimore (2015) and the Ravens TEAM Challenge Hometown Huddle at M&T Bank Stadium (2015)
- Helped distribute turkeys to families in need at the Webster Kendrick Boys & Girls Club during former player Lardarius Webb's fifth annual Turkey Drive (2014)



41 ANTHONY LEVINE SR.

- Consistently supports current and former teammates' charitable initiatives including Patrick Onwuasor's Peanut's Impact Foundation Special Needs Camp (2019), Tony Jefferson's "Shop With A Jock" (2018), Matthew Judon's Lip Sync and Karaoke Party (2018), Terrance West's football camp for Baltimore youth, Steve Smith Sr.'s foundation fashion show, Lardarius Webb's annual Charity Softball Game (2015-17), Lawrence Guy's Family and Football Day and Jameel McClain's annual 53 Families Thanksgiving Dinner (2015-19)

ANTHONY LEVINE SR.'S NFL REGULAR SEASON DEFENSIVE STATISTICS

DATE	TEAM	GP	GS	TACKLES							INTERCEPTIONS					FUMBLES			ST				MISC											
				TK	S	A	TFL	YDS	SK	YDS	QBH	NO	YDS	LG	TD	PD	FF	FR	YDS	TK	S	A	FF	FR	S	A								
2012	Ravens	2	0	0	0	0	0	0	0.0	0.0	0	0	0	0	0	0	0	0	0	0	0	0	0	0	0	0	0	0	0	0	0	0	0	0
2013	Ravens	16	0	0	0	0	0	0	0.0	0.0	0	0	0	0	0	0	0	0	0	0	0	0	0	0	0	0	0	0	0	0	0	0	0	0
2014	Ravens	16	3	23	16	7	0	0	0.0	0.0	0	0	0	0	0	3	0	0	0	0	0	0	0	0	0	0	0	0	0	0	0	0	0	0
2015	Ravens	16	0	1	1	0	0	0	0.0	0.0	0	0	0	0	0	0	0	1	0	0	0	0	0	0	0	0	0	0	0	0	0	0	0	0
2016	Ravens	16	0	7	4	3	0	0	0.0	0.0	1	0	0	0	0	1	0	0	0	0	0	0	0	0	0	0	0	0	0	0	0	0	0	0
2017	Ravens	16	0	20	18	2	3	21	3.0	21.0	3	1	8	8	0	3	0	1	0	0	0	0	0	0	0	0	0	0	0	0	0	0	0	0
2018	Ravens	16	0	21	18	3	1	2	1.0	2.0	2	1	16	16	0	8	0	0	0	0	0	0	0	0	0	0	0	0	0	0	0	0	0	0
2019	Ravens	16	0	8	7	1	1	2	0.0	0.0	3	0	0	0	0	0	0	0	0	0	0	0	0	0	0	0	0	0	0	0	0	0	0	0
NFL TOTALS		114	3	80	64	16	5	25	4.0	23.0	9	2	24	16	0	15	0	2	0	0	0	0	0	0	0	0	0	0	0	0	0	0	0	0

ANTHONY LEVINE SR.'S NFL POSTSEASON DEFENSIVE STATISTICS

DATE	TEAM	GP	GS	TACKLES							INTERCEPTIONS					FUMBLES			ST				MISC													
				TK	S	A	TFL	YDS	SK	YDS	QBH	NO	YDS	LG	TD	PD	FF	FR	YDS	TK	S	A	FF	FR	S	A										
2014	Ravens	2	0	3	3	0	0	0	0.0	0.0	0	0	0	0	0	0	0	0	0	0	0	0	0	0	0	0	0	0	0	0	0	0	0	0	0	
2018	Ravens	1	0	0	0	0	0	0	0.0	0.0	0	0	0	0	0	0	0	0	0	0	0	0	0	0	0	0	0	0	0	0	0	0	0	0	0	0
2019	Ravens	1	0	0	0	0	0	0	0.0	0.0	0	0	0	0	0	0	0	0	0	0	0	0	0	0	0	0	0	0	0	0	0	0	0	0	0	0
NFL TOTALS		4	0	3	3	0	0	0	0.0	0.0	0	0	0	0	0	0	0	0	0	0	0	0	0	0	0	0	0	0	0	0	0	0	0	0	0	


SINGLE-GAME HIGHS: DEFENSIVE

Total Tackles	10 vs. San Diego Chargers, Nov 30, 2014	Interceptions	1 at Pittsburgh Steelers, Sep 30, 2018
Sacks	1.0 at Tennessee Titans, Oct 14, 2018 ...3 more at 1.0.	Interception Return Yards	16 at Pittsburgh Steelers, Sep 30, 2018
Passes Defensed	3 at Cleveland Browns, Oct 07, 2018 ...1 more at 3.	Special Teams Tackles	3 at Detroit Lions, Dec 16, 2013 ...1 more at 3.
Fumble Recoveries	1 at Cleveland Browns, Dec 17, 2017	Special Teams Forced Fumbles	1 at San Francisco 49ers, Oct 18, 2015
Tackles For Loss	1 at Pittsburgh Steelers, Oct 06, 2019 ...4 more at 1.		

2019 GAME-BY-GAME REGULAR SEASON STATISTICS (RAVENS)

DATE	OPPONENT	P/S	TACKLES							INTERCEPTIONS					FUMBLES			ST				MISC		W/L	SCORE										
			TK	S	A	SK	YDS	TFL	YDS	QBH	NO	YDS	LG	TD	PD	FF	FR	YDS	TK	S	A	FF	FR			S	A								
09/08	at Dolphins	P	0	0	0	0.0	0.0	0	0	1	0	0	0	0	0	0	0	0	0	0	0	0	0	0	0	0	0	0	0	0	0	0	0	W	59-10
09/15	Cardinals	P	0	0	0	0.0	0.0	0	0	1	0	0	0	0	0	0	0	0	0	0	0	0	0	0	0	0	0	0	0	0	0	0	0	W	23-17
09/22	at Chiefs	P	0	0	0	0.0	0.0	0	0	0	0	0	0	0	0	0	0	0	0	0	0	0	0	0	0	0	0	0	0	0	0	0	0	L	28-33
09/29	Browns	P	2	2	0	0.0	0.0	0	0	0	0	0	0	0	0	0	0	0	0	0	0	0	0	0	0	0	0	0	0	0	0	0	0	L	25-40
10/06	at Steelers	P	1	1	1	0.0	0.0	1	2	0	0	0	0	0	0	0	0	0	0	0	0	0	0	0	0	0	0	0	0	0	0	0	0	W	26-23+
10/13	Bengals	P	1	1	0	0.0	0.0	0	0	0	0	0	0	0	0	0	0	0	0	0	0	0	0	0	0	0	0	0	0	0	0	0	0	W	23-17
10/20	at Seahawks	P	0	0	0	0.0	0.0	0	0	0	0	0	0	0	0	0	0	0	0	0	0	0	0	0	0	0	0	0	0	0	0	0	0	W	30-16
11/03	Patriots	P	1	1	0	0.0	0.0	0	0	0	0	0	0	0	0	0	0	0	0	0	0	0	0	0	0	0	0	0	0	0	0	0	0	W	37-20
11/10	at Bengals	P	0	0	0	0.0	0.0	0	0	0	0	0	0	0	0	0	0	0	0	0	0	0	0	0	0	0	0	0	0	0	0	0	0	W	49-13
11/17	Texans	P	1	1	0	0.0	0.0	0	0	0	0	0	0	0	0	0	0	0	0	0	0	0	0	0	0	0	0	0	0	0	0	0	0	W	41-7
11/25	at Rams	P	0	0	0	0.0	0.0	0	0	0	0	0	0	0	0	0	0	0	0	0	0	0	0	0	0	0	0	0	0	0	0	0	0	W	45-6
12/01	49ers	P	0	0	0	0.0	0.0	0	0	0	0	0	0	0	0	0	0	0	0	0	0	0	0	0	0	0	0	0	0	0	0	0	0	W	20-17
12/08	at Bills	P	0	0	0	0.0	0.0	0	0	0	0	0	0	0	0	0	0	0	0	0	0	0	0	0	0	0	0	0	0	0	0	0	0	W	24-17
12/12	Jets	P	1	0	1	0.0	0.0	0	0	0	0	0	0	0	0	0	0	0	0	0	0	0	0	0	0	0	0	0	0	0	0	0	0	W	42-21
12/22	at Browns	P	0	0	0	0.0	0.0	0	0	0	0	0	0	0	0	0	0	0	0	0	0	0	0	0	0	0	0	0	0	0	0	0	0	W	31-15
12/29	Steelers	P	1	1	0	0.0	0.0	0	0	1	0	0	0	0	0	0	0	0	0	0	0	0	0	0	0	0	0	0	0	0	0	0	0	W	28-10
2019 TOTALS		16-0	8	7	1	0.0	0.0	1	2	3	0	0	0	0	0	0	0	0	0	0	0	0	0	0	0	0	0	0	0	0	0	0	0	14-2	

+ - Overtime



37 IMAN MARSHALL

CORNERBACK
6-1 | 210

COLLEGE: SOUTHERN CALIFORNIA
BORN: 2/27/97, LONG BEACH, CA
EXP. (NFL/RAVENS): 2/2 **GP/GS (PLAYOFFS):** 3/0



— KEY TRANSACTIONS —

- Placed on Injured Reserve (knee) on 8/17/20
- Activated from Injured Reserve - Designated for Return on 11/12/19 after being placed on IR on 9/2/19
- Selected by the Ravens in the fourth round (127th overall) of the 2019 NFL Draft...Was the third of three Ravens' picks (RB Justice Hill & G Ben Powers) in the round

— CAREER HIGHLIGHTS —

- Made his NFL debut and recorded 1 special teams tackle in the 45-6 win at LAR (11/25/19)

— PERSONAL —

- Nickname is "Biggie"
- Is a big dog lover who plans on soon buying two dogs
- Graduated with a degree in political science/real estate development from USC

- Made his NFL debut and recorded 1 special teams tackle in the 45-6 win at LAR (11/25)
- Activated from Injured Reserve - Designated for Return on 11/12 after being placed on IR on 9/2

— COLLEGE —

- Registered 218 tackles, including 9.5 TFL, 6 INTs, 42 PD and 1 FF in 50 games (48 starts) at USC
- Was USC's first four-year starting cornerback since Daylon McCutcheon from 1995-98
- Awarded second-team All-Pac-12 (2018), USC's Defensive Perimeter Player of the Year (2018), honorable mention All-Pac-12 (2016-17 and first-team Freshman All-American by *USA Today* and *Sporting News* (2015)

— HIGH SCHOOL —

- Prepped at Long Beach (CA) Poly HS, where as a senior, he earned *USA Today* All-USA and *Parade* All-American first-team honors
- Earned *Prep Star* All-American Dream Team, *Max Preps* All-American and *Cal-Hi Sports* All-State Defensive MVP honors as a senior contributor at safety, WR and return specialist

2019: (BALTIMORE RAVENS – 3/0, 0/0)

- Appeared in three games during his rookie season, seeing action mostly on special teams



— MARSHALL'S COMMUNITY IMPACT —

- Participated in the Ravens' Signature Project with M&T Bank to renovate the facility and visit with children at the Webster Kendrick Boys & Girls Club in Baltimore (2019)
- Assisted with director of player engagement Jameel McClain's 53 Families Foundation Football & Fitness Clinic (2019)
- Visited with patients unable to go home for the holidays at MedStar Union Memorial Hospital (2019)

2019 GAME-BY-GAME REGULAR SEASON STATISTICS (RAVENS)

DATE	OPPONENT	P/S	TACKLES							INTERCEPTIONS				FUMBLES			ST				MISC		W/L	SCORE			
			TK	S	A	SK	YDS	TFL	YDS	QBH	NO	YDS	LG	TD	PD	FF	FR	YDS	TK	S	A	FF			FR	S	A
09/08	at Dolphins																									W	59-10
09/22	at Chiefs																									L	28-33
09/29	Browns																									L	25-40
10/06	at Steelers																									W	26-23+
10/13	Bengals																									W	23-17
10/20	at Seahawks																									W	30-16
11/03	Patriots																									W	37-20
11/10	at Bengals																									W	49-13
11/17	Texans																									W	41-7
11/25	at Rams	P	0	0	0	0.0	0.0	0	0	0	0	0	0	0	0	0	0	0	0	0	0	0	0	0	0	W	45-6
12/01	49ers																									W	20-17
12/08	at Bills																									W	24-17
12/12	Jets	P	0	0	0	0.0	0.0	0	0	0	0	0	0	0	0	0	0	0	0	0	0	0	0	0	0	W	42-21
12/22	at Browns																									W	31-15
12/29	Steelers	P	0	0	0	0.0	0.0	0	0	0	0	0	0	0	0	0	0	0	0	0	0	0	0	0	0	W	28-10
2019 TOTALS		3-0	0	0	0	0.0	0.0	0	0	0	0	0	0	0	0	0	0	0	0	0	0	0	0	0	0	13-2	

+ - Overtime



90 PERNELL MCPHEE

OUTSIDE LINEBACKER

6-3 | 269

COLLEGE: MISSISSIPPI STATE

BORN: 12/17/88, PAHOKEE, FL

EXP. (NFL/RAVENS): 10/6 GP/GS (PLAYOFFS): 116/30 (8/0)



— KEY TRANSACTIONS —

- Re-signed (one-year deal) with the Ravens on 5/12/20
- Placed on Injured Reserve (arm) on 10/21/19
- Re-signed with the Baltimore Ravens as an unrestricted free agent (Was.) on 5/17/19
- Signed with the Washington Redskins on 3/26/18
- Released by the Bears on 2/26/18
- Placed on Injured Reserve (shoulder) on 12/20/17
- Signed with the Chicago Bears as an unrestricted free agent (Bal.) on 3/11/15
- Originally selected by the Baltimore Ravens in the fifth round (165th overall) of the 2011 NFL Draft

— CAREER HIGHLIGHTS —

- In nine NFL seasons, owns 212 tackles (164 solo), 34 sacks, 6 FFs, 2 FRs and 1 INT...Has played for Baltimore (2011-14, 2019), Chicago (2015-17) and Washington (2018)
- In 2019, recorded 19 tackles, 3 sacks and 1 PD in seven games, helping Baltimore's defense rank No. 3 in points (17.6) and No. 4 in yards (300.6) allowed per game, before being placed on Injured Reserve (10/21/19)
- During his first four seasons with the Ravens, registered 92 tackles, 17 sacks, 3 FFs and 1 FR in 60 games (six starts)
- Helped the Ravens make three playoff appearances during his four Baltimore seasons, which included a victory in Super Bowl XLVII (2012)
- In the 2012 postseason, posted 4 tackles, 1 sack, 2 PD, 1 FF and 1 FR for a defense that forced 10 turnovers in four playoff games en route to a victory in Super Bowl XLVII
- In his first season as a Bear (2015), was named a captain by his teammates and notched 53 tackles (42 solo), 6 sacks, 1 INT, 1 FF and 3 PD
- Tallied a career-high 8 tackles (7 solo) and his first-career INT, returning a pick 13 yards to set up a field goal drive, in a 22-20 win vs. Oak. (10/4/15)
- Recorded three multi-sack games in 2014, vs. Atl. (10/19), vs. Jax. (12/14) and vs. Cle. (12/28), helping Baltimore to a 3-0 record in those contests and producing a personal-best season total of 7.5 sacks...That season, Baltimore tied (Phi.) to produce the NFL's second-most sacks (49)

— PERSONAL —

- Began playing organized football as a high school senior
- Also started two seasons on his high school basketball team at Pahokee (FL) HS
- Majored in general studies at Mississippi State

2019: (BALTIMORE RAVENS – 7/7, 0/0)

- Recorded 19 tackles, 3 sacks and 1 PD in seven games, helping Baltimore's defense rank No. 3 in points (17.6) and No. 4 in yards (300.6) allowed per game, before being placed on Injured Reserve (arm) on 10/21
- Recorded 1 TFL and 1 QBH before leaving the game with an arm injury in the 30-16 win at Sea. (10/20)
- Part of a defense that limited the Bengals to 250 yards in the 23-17 victory vs. Cin. (10/13)
- Totaled 6 tackles and 1 sack (-11 yards) for a defense that allowed 269 total yards in the 26-23 OT victory at Pit. (10/6)
- Recorded 1 tackle and 1 QBH at KC (9/22)
- Posted 3 tackles, including 2 TFL, a half-sack (-3.5 yards) and 1 QBH for a defense that limited the Cardinals to 20 rushing yards and 2-of-11 (18%) on third down in the 23-17 victory vs. Ari. (9/15)
- Registered 2 tackles (1 solo), 2 QBHs and 1 sack for a defense that allowed just 200 yards of offense in the 59-10, season-opening victory at Mia. (9/8)

2018: (WASHINGTON REDSKINS – 13/0)

- In his singular season in Washington, netted 11 tackles (8 solo) and 2 PD, in addition to a FR he returned 24 yards
- Recorded 3 tackles (2 solo), 1 QBH, 1 TFL, and 1 PD in the season finale vs Phi. (12/30)
- Tallied 1 solo tackle in the victory at Jax. (12/16)...The defense held the Jaguars' passing attack to 20 yards in the air, putting Washington in position for a game-winning FG
- Notched 1 tackle as part of a defensive attack that limited the Giants to 37 rushing yards in the win vs. NYG (12/9)
- Appeared in his 100th-career game, finishing with 1 solo tackle, 1 TFL and 1 FR – returned for 24 yards – at NO (10/8)
- Made his Washington debut with 1 tackle and 2 QBHs in a win at Ari. (9/9)

2017: (CHICAGO BEARS – 13/5)

- Tallied 21 tackles (20 solo), 4 sacks, 2 PD and 1 FF in his final season in Chicago
- Battled knee and shoulder injuries before being placed on Injured Reserve with his shoulder injury on 12/20
- Started and posted 1 TFL, 1 QBH and 1 PD at Det. (12/16)
- Earned the start at OLB, posting 1 tackle, vs. SF (12/3)
- Started and produced 2 solo tackles at Phi. (11/26)
- Tallied 3 solo tackles for a defense that limited the Lions to 65 rushing yards vs. Det. (11/19)
- Started and notched 1 sack (-6 yards), 1 TFL and 3 QBHs in the win vs. Car. (10/22), marking the second time he

90 PERNELL MCPHEE

registered back-to-back games with sacks in 2017

- Posted 2 solo tackles and a sack (-2 yards) in the 27-24 win at Bal. (10/15)
- Made his first start of the season, tallying 1 tackle and 2 QBHs vs. Min. (10/9)
- Sacked QB Aaron Rodgers for a loss of 9 yards, adding 2 solo tackles at GB (9/28)...Marked his second-consecutive game registering a sack
- Notched 3 solo tackles and 1 sack (-3 yards) vs. Pit. (9/24)
- Forced a RB Charles Sims fumble, adding 2 solo tackles and a QBH, at TB (9/17)

2016: (CHICAGO BEARS – 9/0)

- Tallied 16 tackles (13 solo), 4 sacks and 1 FF in nine games...Ranked third on the team in sacks
- Posted 3 solo tackles vs. Was. (12/24)
- Sacked QB Aaron Rodgers twice for a combined loss of 16 yards, producing 3 TFL overall, vs. GB (12/18)
- Posted a season-high 4 tackles (3 solo) vs. Ten. (11/27)
- Sacked QB Jameis Winston for a loss of 15 yards, adding 2 solo tackles, at TB (11/13)...Marked his second-consecutive game netting a sack
- Forced a fumble, also tallying 1 sack (-3 yards) and 4 QBHs, in the win vs. Min. (10/31)
- Spent the first six games of the season on the team's Physically Unable to Perform list due to a knee injury

2015: (CHICAGO BEARS – 14/12)

- Notched 53 tackles (42 solo), 6 sacks, 1 INT, 1 FF and 3 PD...Missed two games with a knee injury
- Named a team captain by his teammates
- Delivered an impressive performance by contributing 5 solo tackles, 1 sack (-10 yards) and 1 FF on just 21 total snaps in the win at TB (12/27)
- Started at OLB and registered 4 tackles (3 solo) and 1 PD at Min. (12/20)
- Started and posted 6 tackles (4 solo) in the win at GB (11/26)
- Sacked QB Teddy Bridgewater for a 7-yard loss, notching 3 tackles overall, vs. Min. (11/1)...Marked his third-straight contest with a sack
- Posted 4 tackles (3 solo) and 1 sack, as well as 2 QB hits, vs. Det. (10/18)
- Notched 2 tackles and 1 sack in the 18-17 victory at KC (10/11)...Also blocked a K Cairo Santos 27-yard FGA
- Tallied a career-high 8 tackles (7 solo) and his first-career INT, returning a pick 13 yards to set up a FG drive, in a 22-20 win vs. Oak. (10/4)
- Sacked QB Russell Wilson twice, posting 7 tackles overall, and had 4 QBHs, at Sea. (9/27)
- Notched 6 tackles (5 solo) in his Bears debut in the season opener vs. GB (9/13)

2014: (BALTIMORE RAVENS – 16/0, 2/0)

- Saw action in all 16 games for the second-consecutive season, producing 27 tackles (17 solo) and a career-high 7.5 sacks with 4 PD and 1 FF
- Helped the Ravens' defense finish No. 2 in the league with 49 sacks and the sixth-fewest points allowed per game (18.9)...Recorded three multi-sack games, vs. Atl. (10/19), vs. Jax. (12/14) and vs. Cle. (12/28), helping Baltimore to a 3-0 record in those contests
- Made 2 solo tackles in the AFC Wild Card Round win at Pit. (1/3/15) and added 2 solo tackles and a half-sack in the Divisional Round at NE (1/10/15)
- Tallied 5 tackles (4 solo) and 2 sacks (combined loss of 9 yards), adding 3 TFL, 3 QBHs and 1 PD, in the season-ending win vs. Cle. (12/28)
- Notched 6 tackles (5 solo), 1 PD and 2 TFL at Hou. (12/21)
- Produced 1.5 sacks for a loss of 14 yards, making 3 total tackles and posting 4 QBHs, vs. Jax. (12/14)
- Registered 2 tackles in the 21-7 win vs. Ten. (11/9)
- Recorded 2 sacks (-17 total yards) and 3 QBHs in the victory vs. Atl. (10/19)
- Notched 1 sack (-3 yards) at TB (10/12)
- Netted 3 tackles (2 solo) and 1 sack (-7 yards) at Ind. (10/5)

2013: (BALTIMORE RAVENS – 16/0)

- Produced 21 tackles (tying the second-highest total of his career), including 13 solo stops...Added 2 sacks (-13 yards), 1 PD and 1 FF
- Recorded 4 tackles, adding 1 sack (-7 yards) for a defense that allowed just 3 points and held the Jets to 1-of-12 on third down in the 19-3 win vs. NYJ (11/24)
- Posted 1 sack (-6 yards) for a defense that allowed 22 rushing yards (fourth fewest by an opponent in franchise history) in the 26-23 victory at Mia. (10/6)
- Recorded 4 tackles, including 3 solo, for a defense that forced 3 turnovers at Buf. (9/29)

2012: (BALTIMORE RAVENS – 12/6, 4/0)

- Established a then-career high with six starts, despite missing four games with a thigh injury...Produced 21 tackles (18 solo) and 1.5 sacks (-12 yards)
- Recorded 4 tackles, 1 sack, 2 PD, 1 FF and 1 FR for a defense that forced 10 turnovers in four playoff games en route to a victory in Super Bowl XLVII
- Posted 3 tackles, in addition to 1 sack and 1 FF recovered by the Ravens, for a defense that forced 3 turnovers and allowed just 3.0 yards per rushing attempt in the 38-35 double-OT win in the Divisional game at Den. (1/12/13)
- Recorded a sack (-6 yards) vs. Den. (12/16)
- Posted 4 tackles (all solo) in the 31-29 victory vs. Dal. (10/14)
- Started and contributed 3 solo tackles, including 2 TFL, for a defense that forced 4 turnovers in the victory at KC (10/7)

90 PERNELL MCPHEE

- Posted 3 solo tackles for a unit that held the Browns to 20% on third down (3 of 15) in the 23-16 victory vs. Cle. (9/27)
- Started his first-career NFL game, netting 1 tackle and a half-sack (shared with OLB Courtney Upshaw), in the 44-13 victory vs. Cin. (9/10)

2011: (BALTIMORE RAVENS – 16/0, 2/0)

- Finished second on the team with 6 sacks for the NFL's third-ranked defense (288.9 ypg)...Led all Ravens rookies with a then-career-high 23 tackles, while also netting 2 PD, 1 FF and 1 FR
- Posted 1 PD for a defense that forced 7 turnovers in two playoff games
- Produced a career-high 2 sacks, adding 3 tackles, in the 24-10 victory at Cle. (12/4)
- Netted 3 tackles and a sack on fourth down with 33 seconds remaining to seal the victory in the 31-24 win vs. Cin. (11/20)
- Recorded 3 tackles, including a half-sack, for a defense that held the Jaguars to 205 total yards and 2-of-16 on third down at Jax. (10/24)
- Produced 2 solo tackles and his first-career sack (1 of 5 for the Ravens' defense) in the 37-7 victory at STL (9/25)
- Appeared in his first-career NFL game, posting 1 tackle, 1 PD and 1 FR in the 35-7 season-opening win vs. Pit. (9/11)

— COLLEGE —

- Played at Mississippi State, where he started all 25 games in which he played for the Bulldogs
- Recorded 91 career tackles (46 solo), 22 TFL, 7 sacks, 2 FFs and 4 PD
- Earned All-SEC first-team honors from the league's coaches and served as a team captain as a senior in 2010
- Earned first-team All-SEC accolades as a junior in 2009
- Started his college career at Itawamba (MS) CC, where he appeared in 18 games and totaled 124 tackles (92 solo), 32.5 sacks and 4 FFs
- Earned NJCAA All-American first-team honors in his sophomore season

— HIGH SCHOOL —

- Attended Pahokee (FL) HS, where he began playing football as a senior and earned All-State honors in his only season
- Played both OT and DE, compiling 75 tackles and 19 sacks during his senior season while also forcing 12 fumbles
- Helped lead Pahokee to a 14-0 record and the Florida State Class 2B Championship



— MCPHEE'S COMMUNITY IMPACT —

- Alongside teammates, participated as a celebrity bowler in Anthony Levine Sr.'s Celebrity Bowling Night to benefit his 4every1 Foundation (2019)
- Joined Ravens alumni and teammates during Jameel McClain's 53 Families Thanksgiving event to serve a warm meal to families in need (2019)
- Joined teammates in supporting former teammate Michael Pierce at his Turkey Distribution for residents of the Waverly neighborhood in Baltimore City during Thanksgiving (2019)
- Assisted in The Dugout Zone's Clothing Drive, signing autographs and taking pictures (2011)
- Supported the Ravens' and teammates' charitable efforts by participating in Anquan Boldin's eighth annual Q-Festival Weekend, Torrey Smith's Celebrity Waiter Night, Lardarius Webb's Charity Bowling Classic, celebrity softball game and Thanksgiving food distribution at Baltimore's Webster Kendrick Boys & Girls Club, Spring Football Festival and A Purple Evening, the Ravens' annual women's event at M&T Bank Stadium

PERNELL MCPHEE'S NFL REGULAR SEASON DEFENSIVE STATISTICS

DATE	TEAM	GP	GS	TACKLES							INTERCEPTIONS					FUMBLES			ST					MISC				
				TK	S	A	TFL	YDS	SK	YDS	QBH	NO	YDS	LG	TD	PD	FF	FR	YDS	TK	S	A	FF	FR	S	A		
2011	Ravens	16	0	23	16	7	4	0	6.0	31.0	8	0	0	0	0	2	1	1	0	0	0	0	0	0	0	0	0	0
2012	Ravens	12	6	21	18	3	4	0	1.5	12.0	8	0	0	0	0	0	0	0	0	0	0	0	0	0	0	0	0	
2013	Ravens	16	0	21	13	8	5	18	2.0	13.0	6	0	0	0	0	1	1	0	0	0	0	0	0	0	0	0	0	
2014	Ravens	16	0	27	17	10	11	47	7.5	50.0	26	0	0	0	0	4	1	0	0	0	0	0	0	0	0	0	0	
2015	Bears	14	12	53	42	11	9	44	6.0	41.0	18	1	13	13	0	3	1	0	0	0	0	0	0	0	0	0	0	
2016	Bears	9	0	16	13	3	5	32	4.0	34.0	9	0	0	0	0	0	1	0	0	0	0	0	0	0	0	0	0	
2017	Bears	13	5	21	20	1	5	26	4.0	20.0	11	0	0	0	0	2	1	0	0	0	0	0	0	0	0	0	0	
2018	Washington	13	0	11	8	3	3	10	0.0	0.0	8	0	0	0	0	2	0	1	24	0	0	0	0	0	0	0	0	
2019	Ravens	7	7	19	17	2	7	28	3.0	18.0	6	0	0	0	0	1	0	0	0	0	0	0	0	0	0	0	0	
NFL TOTALS		116	30	212	164	48	53	205	34.0	219.0	100	1	13	13	0	15	6	2	24	0	0	0	0	0	0	0	0	



90 PERNELL MCPHEE

PERNELL MCPHEE'S NFL POSTSEASON DEFENSIVE STATISTICS

DATE	TEAM	GP	GS	TACKLES							INTERCEPTIONS					FUMBLES			ST		MISC						
				TK	S	A	TFL	YDS	SK	YDS	QBH	NO	YDS	LG	TD	PD	FF	FR	YDS	TK	S	A	FF	FR	S	A	
2011	Ravens	2	0	0	0	0	0	0	0.0	0.0	0	0	0	0	0	1	0	0	0	0	0	0	0	0	0	0	0
2012	Ravens	4	0	4	2	2	0	0	1.0	9.0	0	0	0	0	0	2	1	1	0	0	0	0	0	0	0	0	0
2014	Ravens	2	0	4	0	4	0	0	0.5	2.0	3	0	0	0	0	0	0	0	0	0	0	0	0	0	0	0	0
2019	Ravens	0	0	0	0	0	0	0	0.0	0.0	0	0	0	0	0	0	0	0	0	0	0	0	0	0	0	0	0
NFL TOTALS		8	0	8	2	6	0	0	1.5	11.0	3	0	0	0	0	3	1	1	0	0	0	0	0	0	0	0	0

SINGLE-GAME HIGHS: DEFENSIVE

Total Tackles	8 vs. Oakland Raiders, Oct 04, 2015	Fumble Recoveries	1 at New Orleans Saints, Oct 08, 2018 ...1 more at 1.
Sacks	2.0 vs. Green Bay Packers, Dec 18, 2016 ...4 more at 2.0.	Tackles For Loss	3 vs. Arizona Cardinals, Sep 15, 2019 ...2 more at 3.
Passes Defensed	1 vs. Cleveland Browns, Sep 29, 2019 ...14 more at 1.	Interceptions	1 vs. Oakland Raiders, Oct 04, 2015
Forced Fumbles	1 at Tampa Bay Buccaneers, Sep 17, 2017 ...5 more at 1.	Interception Return Yards	13 vs. Oakland Raiders, Oct 04, 2015

2019 GAME-BY-GAME REGULAR SEASON STATISTICS (RAVENS)

DATE	OPPONENT	P/S	TACKLES							INTERCEPTIONS					FUMBLES			ST		MISC		W/L	SCORE					
			TK	S	A	SK	YDS	TFL	YDS	QBH	NO	YDS	LG	TD	PD	FF	FR	YDS	TK	S	A			FF	FR	S	A	
09/08	at Dolphins	S	2	1	1	1.0	0.0	0	0	2	0	0	0	0	0	0	0	0	0	0	0	0	0	0	0	0	W	59-10
09/15	Cardinals	S	4	3	1	1.0	7.0	3	13	1	0	0	0	0	0	0	0	0	0	0	0	0	0	0	0	0	W	23-17
09/22	at Chiefs	S	1	1	0	0.0	0.0	0	0	1	0	0	0	0	0	0	0	0	0	0	0	0	0	0	0	L	28-33	
09/29	Browns	S	2	2	0	0.0	0.0	1	2	0	0	0	0	0	1	0	0	0	0	0	0	0	0	0	0	L	25-40	
10/06	at Steelers	S	6	6	0	1.0	11.0	1	11	1	0	0	0	0	0	0	0	0	0	0	0	0	0	0	0	W	26-23+	
10/13	Bengals	S	3	3	0	0.0	0.0	1	1	0	0	0	0	0	0	0	0	0	0	0	0	0	0	0	0	W	23-17	
10/20	at Seahawks	S	1	1	0	0.0	0.0	1	1	1	0	0	0	0	0	0	0	0	0	0	0	0	0	0	0	W	30-16	
11/03	Patriots		DID NOT PLAY																			W	37-20					
11/10	at Bengals		DID NOT PLAY																			W	49-13					
11/17	Texans		INJURED RESERVE																			W	41-7					
11/25	at Rams		INJURED RESERVE																			W	45-6					
12/01	49ers		INJURED RESERVE																			W	20-17					
12/08	at Bills		INJURED RESERVE																			W	24-17					
12/12	Jets		INJURED RESERVE																			W	42-21					
12/22	at Browns		INJURED RESERVE																			W	31-15					
12/29	Steelers		INJURED RESERVE																			W	28-10					
2019 TOTALS		7-7	19	17	2	3.0	18.0	7	28	6	0	0	0	0	1	0	0	0	0	0	0	0	0	0	0	0	14-2	

+ - Overtime





7 TRACE MCSORLEY

QUARTERBACK
6-0 | 202

COLLEGE: PENN STATE
BORN: 8/23/95, ASHBURN, VA
EXP. (NFL/RAVENS): 2/2 GP/GS (PLAYOFFS): 1/0



— KEY TRANSACTIONS —

- Trace McSorley was selected by the Ravens in the sixth round (197th overall) of the 2019 NFL Draft

— PERSONAL —

- Full name is Richard Thomas McSorley III
- Graduated with an accounting degree...Is also working on a second degree in journalism
- Son of Rick and Andrea McSorley...Father played football at the University of Richmond, and an uncle, Jeff McSorley, played football at Marshall
- Sister, Micaela, is a 2020 Penn State graduate

- One of two Penn State QBs with more than 1,000 rushing yards, joining Michael Robinson
- Finished his career with 30 rushing TDs, tied for fifth all time at PSU
- Earned second-team All-Big Ten by the AP (2017-18) and was a finalist for the Campbell Trophy, which honors the country's best football scholar-athlete (2018)
- Was also a Johnny Unitas Golden Arm Award finalist (2017-18), a Maxwell Award semifinalist (2018), a Manning Award finalist (2017) and a Davey O'Brien Award semifinalist (2017)
- Was a four-time Academic All-Big Ten selection (2015-18)

— HIGH SCHOOL —

- Was a rare four-year starter at quarterback at Briar Woods (Ashburn, VA) HS, helping his team to four Virginia State Championship games, winning three of them (2010-12)
- Led the Falcons to a 55-5 record, totaling 12,000-plus yards of offense and 150 TDs in his career
- Served as team captain as a junior and senior
- As a defensive back, made nearly 100 tackles and 9 INTs during his HS career
- Named Virginia Class 5A first-team All-State, All-Northern Region and All-Potomac District at QB and DB
- Also lettered in basketball and lacrosse

2019: (BALTIMORE RAVENS – 1/0, 0/0)

- Rushed for 1 yard to gain a key first down in his first-career NFL game in the 28-10 victory vs. Pit. (12/29)
- Was a gameday inactive in Weeks 1-16

— COLLEGE —

- Holds Penn State career records for wins (31), completions (720), passing yards (9,899), passing TDs (77), total offense (11,596), rushing yards by a QB (1,697), rushing TDs by a QB (30), TDs responsible for (107), consecutive games with a TD pass (34), 300-yard games (10) and 200-yard games (28)
- Only Penn State QB and 14th in Big Ten history to throw for more than 9,000 career yards
- Only QB in Penn State history with 50-plus TD passes
- Only Penn State QB to produce multiple 80-yard completions in a career...Also only PSU QB with multiple 3,000-yard passing seasons in a career
- One of seven QBs in Big Ten history to have back-to-back 3,000-yard passing seasons
- Owns the Top 2 spots in Nitanny Lions history for passing TDs in a season, ranking No. 1 with 29 in 2016 and No. 2 with 28 in 2017
- Joined QB Michael Robinson (2005: 2,350 passing, 806 rushing) as the only Penn State players with 2,000 passing and 700 rushing yards in a season
- Became the first Penn State player and 11th in Big Ten history to eclipse the 10,000-yard mark in total offense
- Set the Penn State QBs career rushing record with 1,697 career rushing yards, breaking the record previously held by Robinson (1,637; 2002-05)
- Finished his career ranked 21st in rushing yards in program history (1,697)



7 TRACE MCSORLEY



— MCSORLEY'S COMMUNITY IMPACT —

- Participated in the Ravens' Signature Project with M&T Bank to renovate the facility and visit with children at the Webster Kendrick Boys & Girls Club in Baltimore (2019)
- Participated in Anthony Levine Sr.'s 10th Annual Home Run Derby & Softball Game with Ravens teammates (2019)
- Participated in Ravens' Inaugural Caw to Action – a celebration of the NFL's Huddle for 100 efforts through sorting food donations at Baltimore's Meals on Wheels (2019)
- Supported the NFL and Ravens' PLAY 60 initiative, the movement for a more active generation, by participating in the team's PLAY 60 Salute to Service Military Kids Clinic with over 170 kids on the grounds of Fort Meade Military Base (2019)
- Visited with patients unable to go home for the holidays at MedStar Union Memorial Hospital (2019)
- Joined teammates to sign autographs and play games during the Ravens' A Purple Evening, the team's annual event dedicated to female fans (2019)
- Supported teammates' charitable endeavors through the Hayden Hurst Family Foundation Family Fundraiser (2019)

TRACE MCSORLEY'S NFL REGULAR SEASON PASSING/RUSHING STATISTICS

DATE	TEAM	GP	GS	PASSING										RUSHING						
				ATT.	CMP.	PCT.	YDS	AVG.	TD	INT.	LG	SK	LST	RATE	NO.	YDS.	AVG.	LG	TD	
2019	Ravens	1	0	0	0	0.0	0	0.0	0	0	0	0	0	0	0.0	1	1	1.0	1	0
TOTALS		1	0	0	0	0.0	0	0.0	0	0	0	0	0	0.0	1	1	1.0	1	0	

TRACE MCSORLEY'S NFL POSTSEASON PASSING/RUSHING STATISTICS

DATE	TEAM	GP	GS	PASSING										RUSHING					
				ATT.	CMP.	PCT.	YDS	AVG.	TD	INT.	LG	SK	LST	RATE	NO.	YDS.	AVG.	LG	TD
2019	Ravens	0	0	0	0	0.0	0	0.0	0	0	0	0	0	0.0	0	0	0.0	0	0
TOTALS		0	0	0	0	0.0	0	0.0	0	0	0	0	0	0.0	0	0	0.0	0	0

SINGLE-GAME HIGHS: QUARTERBACK

Rush Attempts 1 vs. Pittsburgh Steelers, Dec 29, 2019 **Longest Runs** 1 vs. Pittsburgh Steelers, Dec 29, 2019
Rushing Yards 1 vs. Pittsburgh Steelers, Dec 29, 2019

2019 GAME-BY-GAME REGULAR SEASON STATISTICS [RAVENS]

DATE	OPPONENT	P/S	PASSING										RUSHING				W/L	SCORE	
			ATT	CMP	YDS	PCT	Y/A	Y/C	TD	INT	LG	SK/YD	RATE	ATT	YDS	LG			TD
09/08	at Dolphins		ON INACTIVE LIST														W	59-10	
09/15	Cardinals		INACTIVE														W	23-17	
09/22	at Chiefs		INACTIVE														L	28-33	
09/29	Browns		INACTIVE														L	25-40	
10/06	at Steelers		INACTIVE														W	26-23+	
10/13	Bengals		INACTIVE														W	23-17	
10/20	at Seahawks		INACTIVE														W	30-16	
11/03	Patriots		INACTIVE														W	37-20	
11/10	at Bengals		INACTIVE														W	49-13	
11/17	Texans		INACTIVE														W	41-7	
11/25	at Rams		INACTIVE														W	45-6	
12/01	49ers		INACTIVE														W	20-17	
12/08	at Bills		INACTIVE														W	24-17	
12/12	Jets		INACTIVE														W	42-21	
12/22	at Browns		INACTIVE														W	31-15	
12/29	Steelers	P	0	0	0	0.0	0.0	0.0	0	0	0	0/0	0.0	1	1	1	0	W	28-10
2019 TOTALS		1-0	0	0	0	0.0	0.0	0.0	0	0	0	0/0	0.0	1	1	1	0	14-2	

+ - Overtime



65 PATRICK MEKARI

GUARD/CENTER
6-4 | 308

COLLEGE: CAL-BERKELEY
BORN: 8/13/97, WESTLAKE VILLAGE, CA
EXP. (NFL/RAVENS): 2/2 GP/GS (PLAYOFFS): 11/5 (1/1)



— KEY TRANSACTIONS —

- Signed by the Ravens as a rookie free agent on 5/3/19...Was one of two (OLB Otaru Alaka) undrafted RFAs to make the Ravens' Week 1 53-man roster

— PERSONAL —

- Both of Mekari's parents fled war-torn countries in the Middle East in the 1970s and immigrated to Los Angeles – his mother left Iran and his father is from Lebanon
- While at Cal, played with his older brother, Tony, who was a defensive lineman and is a current law student at UC Davis
- Played three varsity seasons at Westlake (Westlake Village, CA) HS and won two league championships
- Named Marmonte League co-Offensive Lineman of the Year as a senior and earned first-team All-Pac 5, All-Southern Section, All-County and All-League honors
- **Last name pronounced: muh-CARE-ee**

- Helped the Ravens set a new single-season franchise record for rushing yards in the 42-21 win vs. NYJ (12/12)...Blocked for QB Lamar Jackson, who set the NFL single-season rushing record for a QB and threw 5 TD passes in a game for the third time this season
- In his first-career start, helped set a new single-season franchise record for total TDs in the 20-17 win vs. SF (12/1)
- Saw his first extensive action under center while filling in for an injured Matt Skura (knee), helping the Ravens produce 480 yards of offense (including a season-best 285 rushing) in the 45-6 win at LAR (11/25)
- In his NFL debut, saw 23 snaps at guard and helped Baltimore set single-game franchise records in yards (643) and points (59) in the 59-10, season-opening victory at Mia. (9/8)...Protected QB Lamar Jackson, allowing him to register career highs in yards (324) and TDs (5) while producing a perfect 158.3 passer rating...Helped block for RB Mark Ingram II, who tallied 107 rushing yards and 2 TDs

2019: (BALTIMORE RAVENS – 11/5, 1/1)

- Became the starting center in Week 13, filling in for an injured Matt Skura...Helped Baltimore set an NFL record for single-season rushing yards (3,296) and produce the league's No. 1 scoring offense (33.2 ppg)
- Helped the Ravens set new single-season franchise records for total TDs (64), points (531), rushing yards (3,296) and total net yards (6,521)
- The Ravens also became the first team in league history to average at least 200 rushing (206.0) and 200 net passing (201.6) yards per game in a season
- Helped QB Lamar Jackson become the first player in NFL history with at least 350 passing yards and 100 rushing yards in a game (includes regular season and postseason) in the Divisional Playoff vs. Ten. (1/11/20)
- Blocked for QB Lamar Jackson, who set a new single-season franchise record in passing TDs (36), in the 31-15 win at Cle. (12/22)...Jackson also rushed (103 yards) for his NFL record-extending fifth 100-yard game of the season

— COLLEGE HIGHLIGHTS —

- Played in 34 games with 24 starts at Cal-Berkely, mostly at LT...Also played RT and RG
- Earned *Associated Press* second-team All-Pac-12 as a senior
- Earned honorable mention All-Pac-12 honors as a junior, helping protect QB Ross Bowers, who recorded the sixth-most passing yards (3,039) in school history, and RB Patrick Laird, who registered the 19th 1,000-yard rushing season in school history
- As a sophomore, contributed to an O-line that helped establish several single-season school records, including pass completions (383) and fewest turnovers (15)
- In his freshman season, helped Cal rank among the nation's leaders in passing offense (third, 4,892 yards) and total offense (eighth, 6,879 yards)...Helped QB Jared Goff break two Pac-12 single-season records when he passed for 4,719 yards and 43 TDs
- Majored in legal studies at Cal-Berkeley



— MEKARI'S COMMUNITY IMPACT —

- Participated in the Ravens' Signature Project with M&T Bank to renovate the facility and visit with children at the Webster Kendrick Boys & Girls Club in Baltimore (2019)
- Participated in Ravens' Inaugural Caw to Action – a celebration of the NFL's Huddle for 100 efforts through helping volunteers learn CPR at the Pimlico Public Safety Training Facility (2019)
- Supported the NFL and Ravens' PLAY 60 initiative, the movement for a more active generation, by participating in the team's PLAY 60 Salute to Service Military Kids Clinic with over 170 kids on the grounds of Fort Meade Military Base (2019)



10

WIDE RECEIVER
RETURN SPECIALIST
6-1 | 200

CHRIS MOORE

COLLEGE: CINCINNATI

BORN: 6/16/93, TAMPA, FL

EXP. (NFL/RAVENS): 5/5 GP/GS (PLAYOFFS): 58/5 (2/0)



— KEY TRANSACTIONS —

- Selected by the Ravens in the fourth round (107th overall) of the 2016 NFL Draft...Moore was the second (CB Tavon Young) of five picks in the round

— CAREER HIGHLIGHTS —

- Owns 7 career TDs: 1 FR-TD (own) on offense, 4 TD receptions, 1 defensive TD (muffed punt snap) and the return of a blocked punt for a TD
- In 2019, recorded 3 catches for 21 yards, helping Baltimore set a new single-season franchise record for total net yards (6,521)...Also posted 81 KOR yards on 4 attempts and tallied 4 special teams tackles
- In 2018, served as a key contributor on special teams, registering 22 KORs for 491 yards (22.3 avg.)...Also recorded a career-high 19 catches for 196 yards and 1 TD, helping Baltimore produce a then-single-season team-record 5,999 total net yards
- In 2017, served as a core special teams member and posted then-career highs in all receiving categories, such as receptions (18), receiving yards (248) and TDs (3)
- Posted a career-high 48 receiving yards on 3 receptions (16.0 avg.) and 1 TD at Pit. (12/10/17)
- As a rookie in 2016, caught 7 passes for 46 yards and carried the ball 3 times for 19 yards...Also a key contributor on special teams, serving as the Ravens' kick returner for the team's final three games and scoring 2 TDs on Baltimore's punt coverage unit
- Returned a blocked punt from RB Javorius Allen 14 yards for a score in a 21-14 victory vs. Pit. (11/6/16)
- Recovered a muffed snap from Jets P Lachlan Edwards in the end zone, scoring his first-career TD and giving the Ravens a 7-0 lead, at NYJ (10/23/16)
- Caught his first-career pass on a 13-yard reception in the season-opening victory vs. Buf. (9/11/16)

— PERSONAL —

- He and his wife, Toria, often attend the Ravens' community events together
- Graduated with a criminal justice degree from Cincinnati
- M*A*S*H is his favorite TV show
- Owns an impressive sneaker collection

2019: (BALTIMORE RAVENS – 14/1, 1/0)

- Contributed 3 catches for 21 yards, helping Baltimore set a new single-season franchise record for total net yards (6,521)...Posted 81 KOR yards on 4 attempts (20.3 avg.) and tallied 4 special teams tackles

- Was a gameday inactive in Weeks 10-11 (hand)
- In his fifth-career start, posted 18 receiving yards on his first 2 receptions of the season in the 23-17 victory vs. Cin. (10/13)...Helped Baltimore produce 497 yards of offense

2018: (BALTIMORE RAVENS – 16/0, 1/0)

- A key contributor on special teams, registering 22 KORs for 491 yards (22.3 avg.)...Also recorded a career-high 19 catches for 196 yards and 1 TD, helping Baltimore produce a then-single-season team-record 5,999 total net yards
- Recorded a 5-yard TD reception (the fourth of his career) in the 20-12 win vs. TB (12/16)
- Caught a 21-yard pass from P Sam Koch on a fake punt to help the Ravens convert on fourth down in the 26-16 win at Atl. (12/2)
- Provided a key block on Cyrus Jones' 70-yard PR-TD in win vs. Oak. (11/25)
- Recorded a 14-yard reception to set up a TE Mark Andrews TD in the third quarter vs. NO (10/21)
- Returned the opening kickoff in the second half 20 yards, helping set up a Ravens' TD drive, in the 21-0 win at Ten. (10/14)...Also recorded 3 receptions for 12 yards
- Rushed 3 yards on a key fourth-down conversion in the fourth quarter to keep Baltimore's scoring drive alive in the 26-14 win at Pit. (9/30)...Also posted a 19-yard reception to earn a clutch first down

2017: (BALTIMORE RAVENS – 13/4)

- Registered 18 receptions for 248 yards and 3 TDs, helping produce the NFL's ninth-ranked scoring attack (24.7 ppg)
- A key contributor on special teams, helped Baltimore rank No. 1 in KOR average (27.5), No. 5 in PR average (10.1) and No. 1 in opponent KOR average (18.6)...Moore finished with a 26.6-yard KOR average, including a long of 87
- Caught a 6-yard TD at the end of the second quarter, which was set up by his 87-yard kick return, vs. Cin. (12/31)
- Posted the second receiving TD of his career on a 30-yard reception, finishing with 3 catches for a career-best 48 yards at Pit. (12/10)...Also had 5 KORs for 86 yards
- Caught a career-high-tying 3 passes for 37 yards, including a 22-yarder from P Sam Koch on a fake punt to set up a Baltimore TD, in a 23-16 win vs. Hou. (11/27)
- Recorded 1 ST tackle and caught a 16-yard pass from P Sam Koch on a fake punt to help the Ravens convert on fourth down at Ten. (11/5)
- Recovered a QB Ryan Mallett fumble in the end zone in a 40-0 win vs. Mia. (10/26)...The FR-TD marked Moore's fourth-career score, which also includes 1 TD reception, 1 defensive



10 CHRIS MOORE

TD on a muffed punt snap and the return of a blocked punt for a TD

- Made his first-career start and recorded 2 receptions for 36 yards, including a 13-yard TD at Min. (10/22)
- Registered a career high in catches (3) and a then-personal best in receiving yards (44), averaging 14.7 yards per reception vs. Chi. (10/15)

2016: (BALTIMORE RAVENS— 15/0)

- Scored 2 TDs on the Ravens' punt coverage unit, returning a blocked punt for a TD vs. Pit. (11/6) and recovering a muffed punt snap in the end zone at NYJ (10/23)
- Gained 162 yards on 7 KORs (23.1 avg.), 19 yards on 3 rushing attempts (6.3 avg.) and posted 7 receptions for 46 yards in his rookie campaign
- Returned 4 kickoffs for 98 yards, including a career-long 34-yarder, in the 27-26 victory vs. Phi. (12/18)
- Recorded 1 catch for 5 yards, posted 1 special teams tackle and recovered a fumble on a muffed punt at NE (12/12)
- Scored a TD in his second-straight game, returning a blocked punt 14 yards for a TD, in the 21-14 victory vs. Pit. (11/6)
- Scored his first-career TD, recovering a muffed snap in the end zone at NYJ (10/23)

- Recorded his first-career reception on a 13-yard grab in the 13-7 season-opening victory vs. Buf. (9/11)

— COLLEGE—

- Started 34 of 50 games played, posting 119 receptions for 2,301 yards and a school-record 26 TDs...Recorded a career 19.3 yards-per-catch average
- Earned Most Valuable Receiver Award in 2015 after posting 40 catches for 870 yards and 7 TDs...His 21.8 yards per catch ranked 8th nationally
- Netted 3 catches for 221 yards and 3 TDs (60, 83, 78) at Ohio State (9/27/14) to set school, conference and NCAA FBS records with a 73.7-yard single-game receiving average

— HIGH SCHOOL —

- Prepped at Thomas Jefferson (Tampa, FL) HS, where he led his team to an undefeated campaign and Class 3A State Championship in 2010
- Named a *Parade* All-American and earned Class 3A All-state honorable mention honors in 2010, securing 49 catches for 1,500 yards and 21 TDs



10 CHRIS MOORE



— MOORE'S COMMUNITY IMPACT —

- Participated in the Ravens' Signature Project with M&T Bank to renovate the facility and visit with children at the Webster Kendrick Boys & Girls Club in Baltimore (2019)
- Assisted with director of player engagement Jameel McClain's 53 Families Foundation Football & Fitness Clinic (2019)
- Participated in Anthony Levine Sr.'s 10th Annual Home Run Derby & Softball Game with Ravens teammates (2019)
- Continued to support the NFL and Ravens' PLAY 60 initiative, the movement for a more active generation, by participating in the team's PLAY 60 All Abilities Clinic with over 100 athletes from Special Olympics Maryland (2019)
- Joined Ravens' Inaugural Caw to Action – a celebration of the NFL's Huddle for 100 efforts through sorting food donations at Community Assistance in Baltimore County (2019)
- Participated in the Ravens' "Sip 'N Paint" event for breast cancer survivors and those still undergoing treatment (2019)
- Supported teammates' charitable endeavors through the Bradley and Nikki Bozeman Halloween Costume Party (2019)
- Supported coach Bobby Engram and his family through participating in the St John Baptist Church 5K Run, Walk and Roll/Walk for Bobbi Engram Foundation (2019)
- Visited with patients unable to go home for the holidays at MedStar Union Memorial Hospital (2019)
- Spent time and celebrated the holidays with families from Maryland's Ronald McDonald House
- Appeared as a celebrity shopper at former teammate Michael Crabtree's Crab5 Foundation Coat Distribution with Franklin Square Boys & Girls Club by participating in dinner and a shopping at Burlington Coat Factory (2018)
- Attended the HVAC donation event from the Players' Social Justice Fund at Lakewood Elementary School (2018)
- Continued to promote the NFL and Ravens' PLAY 60 initiative by participating in the PLAY 60 Caravan at Fort Garrison Elementary School (2018)
- Participated in the Southwest Airlines "Trading Places" by taking on the role of customer service and operations agents at Baltimore/Washington International Thurgood Marshall Airport (2018)
- Alongside teammates, participated as a celebrity bowler in Anthony Levine Sr.'s Celebrity Bowling Night to benefit his 4every1 Foundation (2018)
- Participated in the team's KaBoom! community playground build in the Douglass Homes neighborhood alongside teammates, Ravens staff and volunteers (2018)
- Regularly visits the families that reside at the Ronald McDonald House Charities – Baltimore, MD (2016-18)
- Joined fellow rookies at the Helping Up Mission men's shelter to provide residents with a hot meal (2016)
- Teamed up with the Ravens and Verizon Wireless to "Pass It Forward" by visiting with military service members at Ft. Meade and serving ice cream to firefighters in Baltimore City on 9/11 (2017)
- Partnered with teammates and staff to renovate Mary Ann Winterling Elementary School in downtown Baltimore (2017)
- Joined teammates at the Ravens' annual Hometown Huddle for Baltimore City elementary school children (2016-17)
- Supported the NFL's PLAY 60 movement for an active generation by attending the Ravens' PLAY 60 Festival, an afternoon of activities for over 300 inner-city youth at Patterson Park (2016)
- Joined teammates in serving as celebrity shoppers at the Ravens annual Holiday Helpers event at Target to shop for holiday gifts with Baltimore youth in need (2016, 2018)
- Is involved with Show Your Soft Side, a campaign developed to combat animal abuse in Baltimore (2016-18)
- Supports current and former teammates' charitable endeavors, including Benjamin Watson's Big BENefit holiday shopping event for local children, as well as Steve Smith Sr.'s foundation fashion show (2016)

CHRIS MOORE'S NFL REGULAR SEASON RUSHING/RECEIVING STATISTICS

DATE	TEAM	GP	GS	RECEIVING					RUSHING				
				NO.	YDS	AVG	LG	TD	NO.	YDS.	AVG.	LG	TD
2016	Ravens	15	0	7	46	6.6	13	0	3	19	6.3	10	0
2017	Ravens	13	4	18	248	13.8	30t	3	2	-9	-4.5	-4	0
2018	Ravens	16	0	19	196	10.3	30	1	5	17	3.4	9	0
2019	Ravens	14	1	3	21	7.0	13	0	1	0	0.0	0	0
NFL TOTALS		58	5	47	511	10.9	30t	4	11	27	2.5	10	0

10 CHRIS MOORE

CHRIS MOORE'S NFL REGULAR SEASON RETURN STATISTICS

DATE	TEAM	KICKOFF RETURNS					PUNT RETURNS					
		RET.	YDS.	AVG.	LG	TD	NO.	FC	YDS	AVG	LG	TD
2016	Ravens	7	162	23.1	34	0	0	0	0	0.0	0	0
2017	Ravens	13	346	26.6	87	0	0	0	0	0.0	0	0
2018	Ravens	22	491	22.3	39	0	0	0	0	0.0	0	0
2019	Ravens	4	81	20.3	26	0	0	0	0	0.0	0	0
NFL TOTALS		46	1,080	23.5	87	0	0	0	0	0.0	0	0

SINGLE-GAME HIGHS: RUSHING/RECEIVING

Rush Attempts

1 vs. Pittsburgh Steelers, Dec 29, 2019
...10 more at 1.

Rushing Yards

10 vs. Cleveland Browns, Nov 10, 2016

Longest Runs

10 vs. Cleveland Browns, Nov 10, 2016

Receptions

3 at Tennessee Titans, Oct 14, 2018
...4 more at 3.

Receiving Yards

48 at Pittsburgh Steelers, Dec 10, 2017

Longest Receptions

30 vs. Pittsburgh Steelers, Nov 04, 2018
...1 more at 30.

Receiving TDs

1 vs. Tampa Bay Buccaneers, Dec 16, 2018
...3 more at 1.

Kickoff Returns

5 at Pittsburgh Steelers, Dec 10, 2017

Kickoff Return Yards

124 vs. Cincinnati Bengals, Dec 31, 2017

Longest Kickoff Return

87 vs. Cincinnati Bengals, Dec 31, 2017

Special Teams Tackles

2 vs. New York Jets, Dec 12, 2019

2019 GAME-BY-GAME REGULAR SEASON STATISTICS (RAVENS)

DATE	OPPONENT	P/S	RECEIVING					RUSHING					W/L	SCORE	
			NO	YDS	AVG	LG	TD	NO	YDS	AVG	LG	TD			
09/08	at Dolphins	P	0	0	0.0	0	0	0	0	0.0	0	0	0	W	59-10
09/15	Cardinals	P	0	0	0.0	0	0	0	0	0.0	0	0	0	W	23-17
09/22	at Chiefs	P	0	0	0.0	0	0	0	0	0.0	0	0	0	L	28-33
09/29	Browns	P	0	0	0.0	0	0	0	0	0.0	0	0	0	L	25-40
10/06	at Steelers	P	0	0	0.0	0	0	0	0	0.0	0	0	0	W	26-23+
10/13	Bengals	S	2	18	9.0	13	0	0	0	0.0	0	0	0	W	23-17
10/20	at Seahawks	P	1	3	3.0	3	0	0	0	0.0	0	0	0	W	30-16
11/03	Patriots	P	0	0	0.0	0	0	0	0	0.0	0	0	0	W	37-20
11/10	at Bengals						INACTIVE						0	W	49-13
11/17	Texans						INACTIVE						0	W	41-7
11/25	at Rams	P	0	0	0.0	0	0	0	0	0.0	0	0	0	W	45-6
12/01	49ers	P	0	0	0.0	0	0	0	0	0.0	0	0	0	W	20-17
12/08	at Bills	P	0	0	0.0	0	0	0	0	0.0	0	0	0	W	24-17
12/12	Jets	P	0	0	0.0	0	0	0	0	0.0	0	0	0	W	42-21
12/22	at Browns	P	0	0	0.0	0	0	0	0	0.0	0	0	0	W	31-15
12/29	Steelers	P	0	0	0.0	0	0	1	0	0.0	0	0	0	W	28-10
2019 TOTALS		14-1	3	21	7.0	13	0	1	0	0.0	0	0	0	14-2	

+ - Overtime



24

CORNERBACK

6-0 | 197



MARCUS PETERS

COLLEGE: WASHINGTON

BORN: 1/9/93, OAKLAND, CA

EXP. (NFL/RAVENS): 6/2 GP/GS (PLAYOFFS): 77/76 (8/8)



— KEY TRANSACTIONS —

- Signed a three-year contract extension (through 2022) with the Ravens on 12/28/19
- Acquired by the Baltimore Ravens from the LA Rams on 10/15/19 in exchange for ILB Kenny Young and a 2020 fifth-round draft choice
- Traded by Kansas City to the LA Rams on 3/14/18
- Selected by Kansas City in the first round (18th overall) of the 2015 NFL Draft

— HONORS —

- Three-time Pro Bowler (2016-17, 2019)
- *Associated Press* first-team All-Pro (2016, 2019 - DB)
- *Associated Press* second-team All-Pro (2015, 2019 - CB)
- *Associated Press* Defensive Rookie of the Year (2015)

— CAREER HIGHLIGHTS —

- Entering 2020, owns 797 INT return yards on 27 INTs, with both ranking as the NFL's most since he entered the league in 2015
- Since entering the NFL in 2015, his 6 INT-TDs also rank No. 1 among all defenders
- Has scored 7-career defensive TDs (6 INT & 1 FR), which stand as the NFL's most since 2015
- In 2019, totaled 39 tackles, 3 INTs (2 of which were returned for TDs) and 10 PD, helping Baltimore's defense rank No. 3 in points (17.6) and No. 4 in total yards (300.6) allowed per game...Tallied 5 total INTs for the season, producing NFL bests in INT return yards (210) and INT-TDs (3)...The Ravens' 6 defensive TDs tied (TB) for No. 1 in the NFL
- In his Ravens debut at Seattle (10/20/19), recorded a 67-yard INT-TD, marking his 25th-career INT and fifth-career pick-6
- In 2018, started all 16 regular season games in his first year with the Rams, finishing with 3 INTs for 107 yards, 43 tackles and 8 PD...Also started all three postseason contests and totaled a playoff career-high 7 tackles and 1 PD in Super Bowl LIII against New England
- In his rookie season (2015), recorded career highs in tackles (53), INTs (8), INT return yards (280, including 2 TDs) and PD (26)...Added 9 tackles, 1 INT and 3 PD in two playoff games
- On his first-career play from scrimmage, intercepted Texans QB Brian Hoyer (9/13/15)

— PERSONAL —

- Established the Fam1st Family Foundation in 2011 with Josh Johnson and Marshawn Lynch to strengthen underprivileged youth in Oakland, CA
- The foundation educates students in architecture and design, coding, music and entrepreneurship

2019: (BALTIMORE RAVENS/LA RAMS – 16/15, 1/1)

- After joining the Ravens via trade (LAR) in Week 7, totaled 39 tackles, 3 INTs (2 of which were returned for TDs) and 10 PD, helping Baltimore's defense rank No. 3 in points (17.6) and No. 4 in total yards (300.6) allowed per game
- Tallied 5 total INTs for the season, producing NFL bests in INT return yards (210) and INT-TDs (3)...The Ravens' 6 defensive TDs tied (TB) for No. 1 in the NFL
- Registered 4 tackles and 3 PD, including a game-clinching fourth-down stop near Baltimore's goal line with 1-minute remaining, helping the Ravens clinch their second-consecutive playoff berth in the 24-17 victory at Buf. (12/8)
- Led the team with 8 tackles and recorded his third INT as a Raven (returned for 22 yards) for a defense that held the Rams to 221 total yards in the 45-6 win at LAR (11/25)
- Registered 3 tackles and 1 PD, helping limit the Texans to 232 total yards in the 41-7 victory vs. Hou. (11/17)
- Posted 6 tackles and his third INT-TD return of the season, intercepting Bengals QB Ryan Finley and sprinting to the end zone for an 89-yard score, in the 49-13 win at Cin. (11/10)
- Started his second contest as a Raven and had a team-high 8 tackles, adding 1 PD, in the 37-20 victory vs. NE (11/3)
- In his Ravens debut, recorded a 67-yard INT-TD, marking his 25th-career INT and fifth-career pick-six, in the 30-16 win at Sea. (10/20)

2018: (LOS ANGELES RAMS – 16/16, 3/3)

- Started all 16 regular season games and three postseason contests in his first season with the Rams and fourth as a pro...Returned an INT for a TD in his Rams debut and finished with 3 INTs for 107 yards on the season...Totaled 43 total tackles (33 solo), while adding 8 PD and 1 QBH
- In Super Bowl LIII, posted a playoff career-high 7 tackles (5 solo) and 1 PD against NE (2/3/19)
- Recorded 3 tackles (2 solo), helping limit the Saints to 290 total yards in the NFC Championship at NO (1/20/19)
- Started his fifth postseason contest, recording 1 TFL and 1 PD in the Divisional Playoff vs. Dal. (1/12/19)
- Snagged an INT and returned it 48 yards, while also tallying 3 solo tackles and 1 PD at Chi. (12/9)
- Intercepted Chiefs QB Patrick Mahomes in the fourth quarter to help preserve a 54-51 win vs. KC (11/19)
- Played all 52 defensive snaps and recorded 6 tackles (5 solo) for a defense that held the Packers to 2-for-9 (22%) on third down vs. GB (10/28)
- Posted 5 tackles (1 solo) and 1 PD, while helping limit Seahawks QB Russell Wilson to only 13 total completions at Sea. (10/7)



24 MARCUS PETERS

- Appeared in all 74 defensive snaps and totaled 6 solo tackles Min. (9/27)
- In his first game as a Ram, recorded 1 INT and returned it 50 yards for a TD...The fourth-quarter pick-6 helped seal a 33-13, Week 1 victory at Oak. (9/10)

2017: (KANSAS CITY CHIEFS – 14/14, 1/1)

- Peters started all 14 games played in his third season in the NFL...Named AFC Defensive Player of the Week for the second time in his career following a 2-INT performance against the Chargers in Week 15...Finished the season with 46 tackles (42 solo), 5 INTs, 4 FFs, 2 FRs and 9 PD
- Recorded 1 PD, 1 FF and 1 FR vs. Mia. (12/24)
- Earned AFC Defensive Player of the Week Honors after tallying 2 INTs against Chargers QB Philip Rivers, returning the INTs 74 total yards...Added 1 FF, 3 solo tackles and 3 PD vs. LAC (12/16)
- Recorded 1 INT, 1 PD, 1 FF and 1 FR, returning it 45 yards in a victory Den. (10/30)
- Intercepted QB Ben Roethlisberger, returning the pick 16 yards vs. Pit. (10/15)...Added 2 PD and 3 solo tackles
- Recorded 1 INT and returned it 38 yards, while adding 3 solo tackles, including 1 TFL, for a defense that held Chargers QB Philip Rivers to 20-for-40 (50%) passing and intercepted him 3 times at LAC (9/24)

2016: (KANSAS CITY CHIEFS – 15/15, 1/1)

- Earned first-team All-Pro Honors and named to his second-consecutive Pro Bowl after finishing his second season with 45 tackles (35 solo), 6 INTs, 20 PD, 3 FRs and 1 FF
- Grabbed 1 INT and returned it 16 yards, while also recording 3 tackles (2 solo) and 2 PD at SD (1/1/17)
- Registered 6 tackles (5 solo), 4 PD, 1 FF and 1 FR, returning the fumble 10 yards in a victory where Chiefs K Cairo Santos hit a FG to win the game as time expired at Car. (11/13)
- Tied a career high with 7 solo tackles and 1 FR Jax. (11/6)
- Recovered 1 fumble and returned it 21 yards vs. NO (10/23)
- Recorded fifth INT of the season, adding 2 tackles (1 solo) and 1 PD at Oak. (10/16)
- Posted 2 INTs for a second-straight week (becoming the first player to have two-consecutive weeks of at least 2 INTs since then-Seahawks CB Richard Sherman (12/15/13 – 12/22/13), and added 2 PD vs. NYJ (9/25)
- Snared 2 INTs and returned them a combined 47 yards,

including a 28-yard long return at Hou. (9/18)...Also posted 4 PD and 7 tackles (2 solo)

2015: (KANSAS CITY CHIEFS – 16/16, 2/2)

- Named *AP* Defensive Rookie of the Year, earning his first trip to the Pro Bowl and *PFWA* All-Rookie Team honors following his rookie campaign...Tallied a league-high 8 INTs (tied with S Reggie Nelson), 60 tackles (53 solo), 26 PD and 1 FF
- Recorded his eighth-career INT and returned it 46 yards vs. Cle. (12/27)...Added 2 PD and 1 solo tackle
- Snagged 2 INTs and returned them a combined 93 yards, including a 90-yard long TD return for his second pick-6 of the season at Bal. (12/20)...Finished with 4 PD and 3 tackles (2 solo)
- Recorded 6 solo tackles and 1 INT which he returned 58 yards at Oak. (12/6)...Added 2 PD and 1 FF
- Snared 1 INT and returned it 28 yards, adding 2 solo tackles and 2 PD in a 29-13 victory over QB Peyton Manning and the Broncos at Den. (11/15)
- Posted 6 solo tackles, 1 INT and 2 PD at Min. (10/18)
- Recorded 7 solo tackles, including 1 TFL vs. Chi. (10/11)
- Intercepted Broncos QB Peyton Manning at Arrowhead Stadium and returned it 55 yards for a TD for his first-career pick-6 vs. Den. (9/17)...Finished with 5 solo tackles and 4 PD
- On his first-career play from scrimmage, intercepted Texans QB Brian Hoyer vs. Hou. (9/13)...Also tallied 7 tackles (5 solo) and 3 PD

— COLLEGE —

- Played in 34 games (27 starts) in three years at Washington
- Recorded 129 tackles (95 solo), 9.5 TFL, 1 sack, 11 INTs returned for 72 yards, including 1 TD...Added 35 PD, 3 FRs, 1 FF and 1 QB pressure
- Named to *NFL.com*'s Midseason All-American team in 2014
- Redshirted his freshman season in 2011

— HIGH SCHOOL —

- Attended McClymonds (Oakland, CA) HS...Named the MVP of the Oakland Athletic League as a senior in 2010...Led McClymonds to a 12-0 season as a senior, the first-ever perfect season in school history...Tallied 7 INTs as a senior and also scored 6 TDs via kick or punt return
- Named first-team All-State by *Rivals.com* and *ESPN.com*...Named No. 30 cornerback in the nation and No. 43 prospect (all positions) in California by *Rivals.com*

24 MARCUS PETERS



— PETERS' COMMUNITY IMPACT —

- Formed, established and currently serves as VP of the Fam 1stFamilyFoundation. The foundation targets impacting the lives of disenfranchised youth in Peters' hometown of Oakland, CA
- Core foundation programs include educating minority youth about the professions of architecture and design, coding and computer science, culinary training, music producing and beat making and entrepreneurial ventures...Unfinished Learning – a capstone program of the foundation assists students with homework and ensures that they understand grade level content
- Hosted Thanksgiving Dinner in partnership with Hatahway-Sycamores Child and Family Services (2019)
- Joined former NFL player Marshawn Lynch to hosted Fam 1stFamilyFoundation and All-Pro SAAIF-Fam 1stFamilyFoundation Football Camp in San Salvador, El Salvador (2019)
- Hosted Fam 1stFamilyFoundation Day Party (2019)
- Hosted 4th Annual It Take A Village Carnival for students and families of McClymonds High School in Oakland, California (2016-19)
- Joined Fam 1stFamilyFoundation @ the Strike Bowling event (2019)
- Los Angeles Rams Community Impact Player of the Week (2018)
- Participated in the Rams' school visit and purchased backpacks filled with school supplies for 300 of Los Angeles Unified School District's Century Park Elementary school students (2018)
- Donated 300 coats to members of Gregg/Klice Community Center in Kansas City (2017)
- Purchased three sets of football uniforms for McClymonds High School
- Funded spring break trip for 30 McClymonds High School students to go to Africa

MARCUS PETERS' NFL REGULAR SEASON DEFENSIVE STATISTICS

DATE	TEAM	GP	GS	TACKLES							INTERCEPTIONS					FUMBLES			ST			MISC					
				TK	S	A	TFL	YDS	SK	YDS	QBH	NO	YDS	LG	TD	PD	FF	FR	YDS	TK	S	A	FF	FR	S	A	
2015	Chiefs	16	16	60	53	7	2	4	0.0	0.0	0	8	280	90t	2	26	1	0	0	0	0	0	0	0	0	0	0
2016	Chiefs	15	15	45	35	10	0	0	0.0	0.0	0	6	63	28	0	20	1	3	31	0	0	0	0	0	0	0	0
2017	Chiefs	14	14	46	42	4	2	1	0.0	0.0	0	5	137	62	0	9	4	2	45	0	0	0	0	0	0	0	0
2018	Rams	16	16	43	33	10	0	0	0.0	0.0	1	3	107	50t	1	8	0	0	0	0	0	0	0	0	0	0	0
2019	Rams	6	6	14	9	5	1	8	0.0	0.0	0	2	32	32t	1	4	0	1	0	0	0	0	0	0	0	0	0
				Went from L.A. Rams to Baltimore.																							
2019	Ravens	10	9	39	31	8	0	0	0.0	0.0	0	3	178	89t	2	10	0	0	0	0	0	0	0	0	0	0	0
2019	TOTAL	16	15	53	40	13	1	8	0.0	0.0	0	5	210	89t	3	14	0	1	0	0	0	0	0	0	0	0	0
NFL TOTALS		77	76	247	203	44	5	13	0.0	0.0	1	27	797	90t	6	77	6	6	76	0	0	0	0	0	0	0	0

MARCUS PETERS' NFL POSTSEASON DEFENSIVE STATISTICS

DATE	TEAM	GP	GS	TACKLES							INTERCEPTIONS					FUMBLES			ST			MISC					
				TK	S	A	TFL	YDS	SK	YDS	QBH	NO	YDS	LG	TD	PD	FF	FR	YDS	TK	S	A	FF	FR	S	A	
2015	Chiefs	2	2	9	6	3	0	0	0.0	0.0	0	1	2	2	0	3	0	0	0	0	0	0	0	0	0	0	0
2016	Chiefs	1	1	6	4	2	0	0	0.0	0.0	0	0	0	0	0	1	0	0	0	0	0	0	0	0	0	0	0
2017	Chiefs	1	1	4	4	0	2	3	0.0	0.0	0	1	28	28	0	1	0	0	0	0	0	0	0	0	0	0	0
2018	Rams	3	3	11	8	3	1	1	0.0	0.0	0	0	0	0	0	2	0	0	0	0	0	0	0	0	0	0	0
2019	Ravens	1	1	2	2	0	1	1	0.0	0.0	0	0	0	0	0	1	0	0	0	0	0	0	0	0	0	0	0
NFL TOTALS		8	8	32	24	8	4	5	0.0	0.0	0	2	30	28	0	8	0	0	0	0	0	0	0	0	0	0	0

SINGLE-GAME HIGHS: DEFENSIVE

Total Tackles	8 at Los Angeles Rams, Nov 25, 2019 ...1 more at 8.	Tackles For Loss	1 at Seattle Seahawks, Oct 03, 2019 ...4 more at 1.
Passes Defensed	4 at Carolina Panthers, Nov 13, 2016 ...3 more at 4.	Interceptions	2 vs. Los Angeles Chargers, Dec 16, 2017 ...3 more at 2.
Forced Fumbles	1 vs. Miami Dolphins, Dec 24, 2017 ...5 more at 1.	Interception Return Yards	93 at Baltimore Ravens, Dec 20, 2015
Fumble Recoveries	1 at Seattle Seahawks, Oct 03, 2019 ...5 more at 1.		

24 MARCUS PETERS

2019 GAME-BY-GAME REGULAR SEASON STATISTICS (RAMS/RAVENS)

DATE	OPPONENT	P/S	TACKLES							INTERCEPTIONS					FUMBLES			ST		MISC		W/L	SCORE					
			TK	S	A	SK	YDS	TFL	YDS	QBH	NO	YDS	LG	TD	PD	FF	FR	YDS	TK	S	A			FF	FR	S	A	
09/08	at Panthers	S	4	2	2	0.0	0.0	0	0	0	0	0	0	0	0	0	0	0	0	0	0	0	0	0	0	0	W	30-27
09/15	Saints	S	0	0	0	0.0	0.0	0	0	0	0	0	0	0	1	0	0	0	0	0	0	0	0	0	0	0	W	27-9
09/22	at Browns	S	3	3	0	0.0	0.0	0	0	0	0	0	0	0	0	0	0	0	0	0	0	0	0	0	0	W	20-13	
09/29	Buccaneers	S	1	0	1	0.0	0.0	0	0	0	1	32	32	1	2	0	0	0	0	0	0	0	0	0	0	L	40-55	
10/03	at Seahawks	S	2	2	0	0.0	0.0	1	8	0	0	0	0	0	0	1	0	0	0	0	0	0	0	0	0	L	29-30	
10/13	49ers	S	4	2	2	0.0	0.0	0	0	0	1	0	0	0	1	0	0	0	0	0	0	0	0	0	0	L	7-20	
Went from Rams to Ravens.																												
10/20	at Seahawks	S	1	1	0	0.0	0.0	0	0	0	1	67	67	1	1	0	0	0	0	0	0	0	0	0	0	0	W	30-16
11/03	Patriots	S	8	7	1	0.0	0.0	0	0	0	0	0	0	0	1	0	0	0	0	0	0	0	0	0	0	0	W	37-20
11/10	at Bengals	P	6	5	1	0.0	0.0	0	0	0	1	89	89	1	1	0	0	0	0	0	0	0	0	0	0	0	W	49-13
11/17	Texans	S	3	3	0	0.0	0.0	0	0	0	0	0	0	0	1	0	0	0	0	0	0	0	0	0	0	W	41-7	
11/25	at Rams	S	8	6	2	0.0	0.0	0	0	0	1	22	22	0	1	0	0	0	0	0	0	0	0	0	0	W	45-6	
12/01	49ers	S	3	2	1	0.0	0.0	0	0	0	0	0	0	0	0	0	0	0	0	0	0	0	0	0	0	W	20-17	
12/08	at Bills	S	4	3	1	0.0	0.0	0	0	0	0	0	0	0	3	0	0	0	0	0	0	0	0	0	0	W	24-17	
12/12	Jets	S	2	1	1	0.0	0.0	0	0	0	0	0	0	0	1	0	0	0	0	0	0	0	0	0	0	W	42-21	
12/22	at Browns	S	3	3	0	0.0	0.0	0	0	0	0	0	0	0	1	0	0	0	0	0	0	0	0	0	0	W	31-15	
12/29	Steelers	S	1	0	1	0.0	0.0	0	0	0	0	0	0	0	0	0	0	0	0	0	0	0	0	0	0	W	28-10	
2019 TOTALS		16-15	53	40	13	0.0	0.0	1	8	0	5	210	89t	3	14	0	1	0	0	0	0	0	0	0	0	0	13-3	

PICK ARTIST

Since entering the NFL in 2015, CB Marcus Peters' 6 INT-TDs rank No. 1 among all defenders, as do his 27 INTs. In 2019, Peters produced an NFL-best 3 INT-TDs, 2 of which came with Baltimore after his trade from LAR.

NFL INTERCEPTION LEADERS (Since 2015 / Active Players)

1. Marcus Peters (Bal.) 27
2. Stephon Gilmore (NE) 18
3. Kevin Byard (Ten.) 17
- Darius Slay (Phi.) 17

NFL INT-TD LEADERS (Since 2015 / Active Players)

1. Marcus Peters (Bal.) 6
2. Deion Jones (Atl.) 4
- Aqib Talib (FA) 4

TAKEAWAY MACHINE

- A 2019 first-team All-Pro DB and Pro Bowler, Peters had 5 INTs, tying for the NFL's fourth most. (He had 3 picks with Baltimore & 2 with LAR.)
- Peters has scored 7-career defensive TDs (6 INT & 1 FR), which stand as the NFL's most since 2015.
- Peters has posted 33 total takeaways (27 INTs & 6 FRs) during his career.
- Peters' 6 INT-TDs tie Hall of Famer Lem Barney for the second most by a player in his first five seasons. Only HOFer Ken Houston (9) had more.


2X
FIRST-TEAM
ALL-PRO

2X
SECOND-TEAM
ALL-PRO

3X
PRO
BOWLER

MARCUS PETERS





72 BEN POWERS

GUARD
6-4 | 310

COLLEGE: OKLAHOMA
BORN: 10/29/96, WICHITA, KS
EXP. (NFL/RAVENS): 2/2 GP/GS (PLAYOFFS): 1/0



— KEY TRANSACTIONS —

- Ben Powers was selected by the Baltimore Ravens in the fourth round (123rd overall) of the 2019 NFL Draft...Was the second (RB Justice Hill and CB Iman Marshall) of three picks in the round

— CAREER HIGHLIGHTS —

- Saw action at right guard in his first-career NFL game in the 28-10 victory vs. Pit. (12/29)...Helped the Ravens set a new NFL single-season team record for rushing yards (3,296) by producing 223 against the Steelers

— PERSONAL —

- Powers' draft selection was announced by the late Mo Gaba, a then-13-year-old Ravens' superfan, who survived cancer three times, became blind at the age of nine months and passed away in July 2020 following his fourth battle with the disease...The inspirational Gaba became the first person ever to read an NFL Draft pick using Braille (2019)...The draft card is on display at the Hall of Fame in Canton, OH, where Gaba's legacy will live on forever
- Majored in management at Oklahoma
- Is best friends with Ravens T Orlando Brown Jr.

— COLLEGE —

- A three-year starter at Oklahoma, Powers appeared in 38 career games (35 starts) for the Sooners
- A versatile guard who played primarily on the left side
- Member of an offensive line that earned the 2018 Joe Moore Award, given to the most outstanding O-line in college football
- Blocked for two Heisman Trophy-winning quarterbacks in Kyler Murray (2018) and Baker Mayfield (2017)
- Appeared in the College Football Playoffs with Oklahoma in each of his last two seasons (2017-18)
- Awarded first-team All-Big 12 (2018), AFCA first-team All-America (2018), FWA first-team All-America (2018), *Sporting News* first-team All-America (2018), Walter Camp first-team All-America (2018), Outland Trophy Semifinalist (2018), second-team All-Big 12 (2016-17), first-team Academic All-Big 12 (2016-18)

— HIGH SCHOOL —

- Prepped at Kapaun Mt. Carmel (Wichita, KS) HS, where he lettered in football
- Did not receive any major collegiate offers coming out of high school, but reinvented himself in one year at Butler CC and became a highly-sought-after Division I prospect
- Was the state runner-up in wrestling (285 pounds) after only two years of competing

2019: (BALTIMORE RAVENS – 1/0, 0/0)

- Saw action at right guard in his first-career NFL game in the 28-10 victory vs. Pit. (12/29)...Helped the Ravens set a new NFL single-season team record for rushing yards (3,296) by producing 223 against the Steelers
- Was a gameday inactive in Weeks 1-16



— POWERS' COMMUNITY IMPACT —

- Participated in the Ravens' Signature Project with M&T Bank to renovate the facility and visit with children at the Webster Kendrick Boys & Girls Club in Baltimore (2019)
- Participated in Ravens' Inaugural Caw to Action – a celebration of the NFL's Huddle for 100 efforts through Sorting Food donations at Anne Arundel County Food Bank



— KEY TRANSACTIONS —

- Signed a two-year contract extension (through 2021) with the Ravens on 12/3/19
- Signed with the Ravens as a rookie free agent on 5/5/17

— HONORS —

- Pro Bowl (2019)

— CAREER HIGHLIGHTS —

- Has the ability to play on both sides of the ball as a fullback and defensive lineman
- In 2019, established himself as a key contributor on offense and defense...Recorded 8 receptions for 47 yards and 1 TD and served as a dominant blocker, helping Baltimore post the NFL's No. 1 scoring offense (33.2 ppg)
- In 2019, the Ravens set new single-season franchise records for total TDs (64), points (531), rushing yards (3,296) and total net yards (6,521)...Also helped the Ravens set a new NFL single-season team record for rushing yards (3,296)
- Tallied 9 tackles, 1 sack, 1 PD and 1 FF, helping Baltimore's defense rank No. 3 in points (17.6) and No. 4 in yards (300.6) allowed per game in 2019
- Tallied his first-career sack in the victory at Cin. (11/10/19)
- Helped Baltimore set single-game franchise records in yards (643) and points (59) in the 59-10, season-opening victory at Mia. (9/8/19)
- Made his first-career start as a defensive lineman, posting 1 tackle for a defense that registered 10 TFL, 8 PD and 5 sacks at Cle. (10/7/18)
- Scored on a 3-yard TD pass from QB Joe Flacco, marking the first TD of Ricard's career and helping the Ravens produce a season high in points in the 44-20 victory vs. Det. (12/3/17)
- Made his first-career catch in a 40-0 win vs. Mia. (10/26/17)

— PERSONAL —

- Nicknamed "Project Pat" by his teammates because he plays both offense and defense...Also played FB in HS
- During the 2018 season, started a social media food-review series, joining a different teammate each week for a meal at a Baltimore restaurant
- Was an economics major at Maine

- Also helped the Ravens set a new NFL single-season team record for rushing yards (3,296)
- Tallied 9 tackles, 1 sack, 1 PD and 1 FF, helping Baltimore's defense rank No. 3 in points (17.6) and No. 4 in yards (300.6) allowed per game
- Blocked a Jets' FG attempt, notching the Ravens' second blocked kick of the season, in the 42-21 win vs. NYJ (12/12)...Helped Baltimore set a new single-season team record in rushing yards and assisted QB Lamar Jackson in recording the most rushing yards for a QB in NFL single-season history (1,206 on the year)
- Caught 3 passes for 27 yards, including a career-long 10-yarder, and helped the defense limit the Texans to 232 total yards, in the 41-7 victory vs. Hou. (11/17)
- Tallied his first-career sack in the 49-13 win at Cin. (11/10)
- Totaled 4 tackles and sacked QB Ryan Finley (-10 yards), forcing a fumble recovered by OLB Tyus Bowser, who returned it for a 33-yard TD, in the 49-13 win at Cin. (11/10)...Also recorded a key block on RB Mark Ingram II's 1-yard rushing TD, helping the Ravens produce 379 total yards
- Posted a career-long 8-yard reception and contributed on defense and special teams in the 37-20 victory vs. NE (11/3)...Was also a marquee blocker for Baltimore's run game, which racked up 210 rushing yards
- Recorded 1 tackle and 1 QBH for a "D" that held the Cardinals to 20 rushing yards in the 23-17 win vs. Ari. (9/15)...Also posted 3 yards on 1 reception
- Tallied his third-career TD on a 1-yard pass from QB Lamar Jackson in the 59-10, season-opening victory at Mia. (9/8)...His connection with Jackson helped Baltimore set single-game franchise records in yards (643) and points (59)...Also recorded 1 QBH while playing on the D-line

2018: (BALTIMORE RAVENS – 10/2, 0/0)

- Appeared in 10 games, seeing action on both offense and defense...Started two matchups, one on the defensive line and one at fullback
- Was a gameday inactive in the Wild Card vs. LAC (1/6/19)
- Was a gameday inactive in games 12-16
- Made his first-career start on offense as a FB, playing 9 offensive snaps vs. Pit. (11/4)
- Made his first-career start as a defensive lineman, posting 1 tackle for a defense that registered 10 TFL, 8 PD and 5 sacks at Cle. (10/7)
- Took snaps on both offense and defense in the 47-3 season-opening win vs. Buf. (9/9)...Registered 1 tackle for a defense that registered 6 sacks, 2 INTs and limited the Bills to just 153 yards of offense

2019: (BALTIMORE RAVENS – 16/7, 1/0)

- Established himself as a key contributor on offense and defense...Recorded 8 receptions for 47 yards and 1 TD and served as a dominant run-blocker, helping Baltimore produce the No. 1 scoring offense (33.2 ppg) and set new single-season franchise records for total TDs (64), points (531), rushing yards (3,296) and total net yards (6,521)

42 PATRICK RICARD

2017: (BALTIMORE RAVENS – 16/0)

- Played on both offense and defense, registering 5 tackles on the D-line and posting 4 receptions for 12 yards and 2 TDs as a FB in his rookie campaign
- Helped the Ravens produce the NFL's ninth-ranked scoring attack (24.7 ppg)
- Caught a 6-yard TD, marking his second-consecutive week with a receiving TD, for an offense that gained a season-high 413 total yards at Pit. (12/10)
- Scored on a 3-yard TD pass from QB Joe Flacco, marking the first TD of Ricard's career and helping the Ravens post a season high in points in the 44-20 victory vs. Det. (12/3)
- Caught his first-career pass in a 40-0 win vs. Mia. (10/26)
- Posted a then-career-high 3 tackles (2 solo) on defense, also seeing several snaps on offense (FB), vs. Chi. (10/15)
- Played 12 snaps at FB and registered his first-career tackle for a defense that forced 5 turnovers (4 INTs & 1 FR) and

posted the 11th shutout in franchise history in the 20-0, season-opening win at Cin. (9/10)

— COLLEGE —

- Appeared in 44 games at Maine, posting 208 tackles, 47.5 TFL, 18 sacks, 11 PD, 3 FFs, 1 FR and 2 blocked kicks
- As a senior in 2016, earned All-Colonial Athletic Association (CAA) first-team honors after racking up 50 tackles, 15.5 TFL and 5.5 sacks
- As a junior, generated 53 stops on the year, leading the CAA in TFL (16.5) and ranking sixth in the league in sacks (7)...Also earned second-team All-CAA honors

— HIGH SCHOOL —

- Prepped at David Prouty (Spencer, MA) HS, where he was a two-time Division II Defensive MVP and helped the team win two league titles, in addition to a 2009 Super Bowl Championship...Also played FB



— RICARD'S COMMUNITY IMPACT —

- Participated in the Ravens' Signature Project with M&T Bank to renovate the facility and visit with children at the Webster Kendrick Boys & Girls Club in Baltimore (2019)
- Joined teammates to sign autographs and play games during the Ravens' *A Purple Evening*, the team's annual event dedicated to female fans (2017-19)
- Participated in the Ravens' "Sip' N Paint" event for breast cancer survivors and those still undergoing treatment (2019)
- Supported teammates' charitable endeavors through the Bradley and Nikki Bozeman Halloween Costume Party (2019)
- Helped with Ravens alumni and teammates during director of player engagement Jameel McClain's 53 Families Thanksgiving event to serve a warm meal to families in need (2018-19)
- Joined the 2017 rookie class at the Helping Up Mission men's shelter in downtown Baltimore, visiting with and serving dinner to residents and community members

PATRICK RICARD'S NFL REGULAR SEASON RUSHING/RECEIVING STATISTICS

DATE	TEAM	RUSHING								RECEIVING				
		GP	GS	NO.	YDS.	AVG.	LG	TD	NO.	YDS	AVG	LG	TD	
2017	Ravens	16	0	0	0	0.0	0	0	4	12	3.0	6t	2	
2018	Ravens	10	2	0	0	0.0	0	0	0	0	0.0	0	0	
2019	Ravens	16	7	0	0	0.0	0	0	8	47	5.9	10	1	
NFL TOTALS		42	9	0	0	0.0	0	0	12	59	4.9	10	3	

PATRICK RICARD'S NFL POSTSEASON RUSHING/RECEIVING STATISTICS

DATE	TEAM	RUSHING								RECEIVING				
		GP	GS	NO.	YDS.	AVG.	LG	TD	NO.	YDS	AVG	LG	TD	
2018	Ravens	0	0	0	0	0.0	0	0	0	0	0.0	0	0	
2019	Ravens	1	0	0	0	0.0	0	0	0	0	0.0	0	0	
NFL TOTALS		1	0	0	0	0.0	0	0	0	0	0.0	0	0	

PATRICK RICARD'S NFL REGULAR SEASON DEFENSIVE STATISTICS

DATE	TEAM	GP	GS	TACKLES						INTERCEPTIONS					FUMBLES			ST				MISC				
				TK	S	A	TFL	YDS	SK	YDS	QBH	NO	YDS	LG	TD	PD	FF	FR	YDS	TK	S	A	FF	FR	S	A
2017	Ravens	16	0	5	3	2	2	7	0.0	0.0	0	0	0	0	0	0	0	0	0	0	0	0	0	0	0	0
2018	Ravens	10	2	4	2	2	1	3	0.0	0.0	1	0	0	0	0	0	0	0	0	0	0	0	0	1	0	
2019	Ravens	16	7	9	8	1	1	1	1.0	10.0	2	0	0	0	0	1	1	0	0	0	0	0	0	0	0	
NFL TOTALS		42	9	18	13	5	4	11	1.0	10.0	3	0	0	0	0	1	1	0	0	0	0	0	0	0	1	0

42 PATRICK RICARD

PATRICK RICARD'S NFL POSTSEASON DEFENSIVE STATISTICS

DATE	TEAM	TACKLES										INTERCEPTIONS					FUMBLES			ST			MISC				
		GP	GS	TK	S	A	TFL	YDS	SK	YDS	QBH	NO	YDS	LG	TD	PD	FF	FR	YDS	TK	S	A	FF	FR	S	A	
2018	Ravens	0	0	0	0	0	0	0	0.0	0.0	0	0	0	0	0	0	0	0	0	0	0	0	0	0	0	0	0
2019	Ravens	1	0	0	0	0	0	0	0.0	0.0	0	0	0	0	0	0	0	0	0	0	0	0	0	0	0	0	
NFL TOTALS		1	0	0	0	0	0	0	0.0	0.0	0	0	0	0	0	0	0	0	0	0	0	0	0	0	0	0	

SINGLE-GAME HIGHS: RUSHING/RECEIVING

Receptions
Receiving Yards

3 vs. Houston Texans, Nov 17, 2019
27 vs. Houston Texans, Nov 17, 2019

Longest Receptions
Receiving TDs

10 vs. Houston Texans, Nov 17, 2019
1 at Miami Dolphins, Sep 08, 2019
...2 more at 1.

SINGLE-GAME HIGHS: DEFENSIVE

Total Tackles

4 at Cincinnati Bengals, Nov 10, 2019
...1 more at 4.

Forced Fumbles
Tackles For Loss

1 at Cincinnati Bengals, Nov 10, 2019
1 vs. Cleveland Browns, Sep 29, 2019
...3 more at 1.

Sacks

1.0 at Cincinnati Bengals, Nov 10, 2019

Passes Defensed

1 vs. Cincinnati Bengals, Oct 13, 2019

2019 GAME-BY-GAME REGULAR SEASON STATISTICS (RAVENS)

DATE	OPPONENT	P/S	RUSHING					RECEIVING					W/L	SCORE
			NO	YDS	AVG	LG	TD	NO	YDS	AVG	LG	TD		
09/08	at Dolphins	S	0	0	0.0	0	0	1	1	1.0	1t	1	W	59-10
09/15	Cardinals	P	0	0	0.0	0	0	1	3	3.0	3	0	W	23-17
09/22	at Chiefs	P	0	0	0.0	0	0	0	0	0.0	0	0	L	28-33
09/29	Browns	P	0	0	0.0	0	0	0	0	0.0	0	0	L	25-40
10/06	at Steelers	P	0	0	0.0	0	0	0	0	0.0	0	0	W	26-23+
10/13	Bengals	S	0	0	0.0	0	0	1	6	6.0	6	0	W	23-17
10/20	at Seahawks	P	0	0	0.0	0	0	0	0	0.0	0	0	W	30-16
11/03	Patriots	P	0	0	0.0	0	0	1	8	8.0	8	0	W	37-20
11/10	at Bengals	P	0	0	0.0	0	0	0	0	0.0	0	0	W	49-13
11/17	Texans	S	0	0	0.0	0	0	3	27	9.0	10	0	W	41-7
11/25	at Rams	S	0	0	0.0	0	0	0	0	0.0	0	0	W	45-6
12/01	49ers	S	0	0	0.0	0	0	1	2	2.0	2	0	W	20-17
12/08	at Bills	S	0	0	0.0	0	0	0	0	0.0	0	0	W	24-17
12/12	Jets	P	0	0	0.0	0	0	0	0	0.0	0	0	W	42-21
12/22	at Browns	S	0	0	0.0	0	0	0	0	0.0	0	0	W	31-15
12/29	Steelers	P	0	0	0.0	0	0	0	0	0.0	0	0	W	28-10
2019 TOTALS	16-7		0	0	0.0	0	0	8	47	5.9	10	1	14-2	

+ - Overtime

2019 GAME-BY-GAME REGULAR SEASON STATISTICS (RAVENS)

DATE	OPPONENT	P/S	TACKLES										INTERCEPTIONS					FUMBLES			ST			MISC		W/L	SCORE
			TK	S	A	SK	YDS	TFL	YDS	QBH	NO	YDS	LG	TD	PD	FF	FR	YDS	TK	S	A	FF	FR	S	A		
09/08	at Dolphins	S	0	0	0	0.0	0.0	0	0	1	0	0	0	0	0	0	0	0	0	0	0	0	0	0	0	W	59-10
09/15	Cardinals	P	1	1	0	0.0	0.0	0	0	0	0	0	0	0	0	0	0	0	0	0	0	0	0	0	0	W	23-17
09/22	at Chiefs	P	0	0	0	0.0	0.0	0	0	0	0	0	0	0	0	0	0	0	0	0	0	0	0	0	0	L	28-33
09/29	Browns	P	4	4	0	0.0	0.0	1	1	0	0	0	0	0	0	0	0	0	0	0	0	0	0	0	0	L	25-40
10/06	at Steelers	P	0	0	0	0.0	0.0	0	0	0	0	0	0	0	0	0	0	0	0	0	0	0	0	0	0	W	26-23+
10/13	Bengals	S	0	0	0	0.0	0.0	0	0	0	0	0	0	0	1	0	0	0	0	0	0	0	0	0	0	W	23-17
10/20	at Seahawks	P	0	0	0	0.0	0.0	0	0	0	0	0	0	0	0	0	0	0	0	0	0	0	0	0	0	W	30-16
11/03	Patriots	P	0	0	0	0.0	0.0	0	0	0	0	0	0	0	0	0	0	0	0	0	0	0	0	0	0	W	37-20
11/10	at Bengals	P	4	3	1	1.0	10.0	0	0	1	0	0	0	0	0	1	0	0	0	0	0	0	0	0	0	W	49-13
11/17	Texans	S	0	0	0	0.0	0.0	0	0	0	0	0	0	0	0	0	0	0	0	0	0	0	0	0	0	W	41-7
11/25	at Rams	S	0	0	0	0.0	0.0	0	0	0	0	0	0	0	0	0	0	0	0	0	0	0	0	0	0	W	45-6
12/01	49ers	S	0	0	0	0.0	0.0	0	0	0	0	0	0	0	0	0	0	0	0	0	0	0	0	0	0	W	20-17
12/08	at Bills	S	0	0	0	0.0	0.0	0	0	0	0	0	0	0	0	0	0	0	0	0	0	0	0	0	0	W	24-17
12/12	Jets	P	0	0	0	0.0	0.0	0	0	0	0	0	0	0	0	0	0	0	0	0	0	0	0	0	0	W	42-21
12/22	at Browns	S	0	0	0	0.0	0.0	0	0	0	0	0	0	0	0	0	0	0	0	0	0	0	0	0	0	W	31-15
12/29	Steelers	P	0	0	0	0.0	0.0	0	0	0	0	0	0	0	0	0	0	0	0	0	0	0	0	0	0	W	28-10
2019 TOTALS	16-7		9	8	1	1.0	10.0	1	1	2	0	0	0	0	1	1	0	0	0	0	0	0	0	0	0	14-2	

+ - Overtime



28

JORDAN RICHARDS

SAFETY

5-11 | 215

COLLEGE: STANFORD

BORN: 1/21/93, FOLSOM, CA

EXP. (NFL/RAVENS): 6/2 **GP/GS (PLAYOFFS):** 68/19 (5/0)



— KEY TRANSACTIONS —

- Re-signed by the Ravens to a one-year contract on 2/13/20
- Signed by the Ravens on 10/24/19
- Waived by New England on 10/23/19
- Signed by the Patriots on 10/2/19
- Waived by the Raiders on 8/30/19
- Signed by Oakland as an UFA (ATL) on 4/8/19
- Acquired by the Atlanta Falcons in a trade with New England on 8/31/18
- Originally selected by New England in the second round (64th overall) of the 2015 NFL Draft

— CAREER HIGHLIGHTS —

- Scored his first-career TD after recovering a fumble in the end zone in the Week 17 28-10 victory vs. Pit. (12/29/19)...Was part of a Ravens' defense that scored 6 TDs in 2019, tying (TB) for No. 1 in the NFL
- In 2018, started a career-high 12 games at safety and posted a career-best 37 tackles and 3 PD in his lone season with the Atlanta Falcons
- Appeared in five postseason contests, totaling 5 tackles, including 4 tackles in Super Bowl LIII, for the Patriots

— PERSONAL —

- Richards and his wife, Mary, welcomed twin boys in December 2019
- Interested in working in the automotive industry someday
- Majored in public policy at Stanford

- Tied a career high with 7 tackles (5 solo) in his first start of the season at Pit. (10/7)

2017: (NEW ENGLAND PATRIOTS - 16/5, 3/0)

- Played in all 16 games with five starts, totaling 22 tackles (20 solo), 1 PD and 1 FF
- Finished with 22 tackles (17 solo) for the Super Bowl-bound New England Patriots
- Appeared in all three playoff games and made a postseason career-high 4 tackles in Super Bowl LII against the Eagles
- Forced a Chiefs RB Kareem Hunt fumble in the NFL season opener and added a season-high 4 tackles vs. KC (9/7)

2016: (NEW ENGLAND PATRIOTS - 11/0, 0/0)

- Saw action in 11 regular season games, mainly on special teams...Made 3 special teams tackles and had 1 FR
- Recorded 1 FR on a kickoff following a FF by Nate Ebner that led to a TD in the win vs. Hou. (9/22)

2015: (NEW ENGLAND PATRIOTS - 14/2, 2/0)

- Played in 14 regular season games with two starts and registered 17 tackles (14 solo), 2 PD, 1 FF and 2 ST tackles
- Played mostly on special teams and in nickel and dime situations on defense
- Appeared in both playoff contests as a reserve
- Started at safety in base defense and had a season-high 7 tackles (5 solo) at NYJ (12/27)
- Made his first NFL start at defensive back in nickel defense and posted 2 tackles, 1 PD and 1 special teams stop in the win vs. Ten. (12/20)
- Debuted on defense, playing safety and recording 2 tackles and 1 PD in the win vs. Jax. (9/27)

— COLLEGE —

- Played in 54 games with 44 starts over his career at Stanford and registered 247 tackles, 1 sack, 9 INTs with 1 returned for a TD, 24 PD and 5 FFs
- National Football Foundation Scholar-Athlete Award winner and claimed the Pop Warner National College Football Award...Was an All-Pac-12 first-team selection twice and an All-Pac-12 All-Academic first-team selection over his final three seasons
- A team captain his senior year, Richards started all 13 games in 2014 and ranked third in tackles with 79 (53 solo)...Shared the team lead with 3 INTs, had 8 PD, 3 FFs and 2.5 TFL
- As a junior, Richards played in 14 games and collected 69 tackles (40 solo), 4 TFL, 3 INTs and 3 PD
- Played in 14 games as a sophomore and tallied 68 tackles (46 solo), 7 TFL, 3 INTs and a team-high 15 PD...Produced a

2019: (BALTIMORE RAVENS/NE PATRIOTS - 2/0, 0/0)

- Scored the first TD of his pro career after recovering a fumble in the end zone following a Steelers' botched punt snap in the 28-10 victory vs. Pit. (12/29)...The Ravens' 6 defensive TDs in 2019 tied (TB) for No. 1 in the NFL
- Saw action on special teams in his Ravens debut in the 37-20 victory vs. NE (11/3)
- Was signed by the Baltimore Ravens on 10/24 and appeared in nine games
- Played on special teams in Weeks 5-7 for New England, notching 2 special teams tackles

2018: (ATLANTA FALCONS - 15/12)

- In his only season in Atlanta, Richards started a career-high 12 games at safety and finished with a career-best 37 tackles (26 solo) and 3 PD
- Had a career-high 2 PD against a high-powered Drew Brees-led Saints offense at NO (11/22)



28 JORDAN RICHARDS

season-high 11 tackles against UCLA in the Pac-12 Championship Game

- Played in all 13 games with three starts as a freshman and finished with 31 tackles (14 solo) and 1 PD

— HIGH SCHOOL —

- Played on both sides of the ball at Folsom (CA) HS...Was rated the No. 75 WR by *Scout.com* and No. 60 by *Rivals*

- Named Delta River League All-Purpose MVP, Sacramento All-Metro first-team defense and *NorCalPreps.com* All-Northern California first-team offense

- As a senior, recorded 69 receptions for 1,068 yards with 11 TDs and 56 carries for 563 yards and 6 TDs, while adding 61 tackles and 2 INTs on defense

- Also lettered in basketball in high school



— RICHARDS' COMMUNITY IMPACT —

- After dozens of community appearances at schools and hospitals and volunteering with active members of the military, Richards was awarded with the New England Patriots Ron Burton Community Service Award (2017)

JORDAN RICHARDS' NFL REGULAR SEASON DEFENSIVE STATISTICS

DATE	TEAM	GP	GS	TACKLES								INTERCEPTIONS					FUMBLES			ST				MISC		
				TK	S	A	TFL	YDS	SK	YDS	QBH	NO	YDS	LG	TD	PD	FF	FR	YDS	TK	S	A	FF	FR	S	A
2015	Patriots	14	2	18	14	4	0	0	0.0	0.0	0	0	0	0	0	2	1	0	0	2	2	0	0	0	0	0
2016	Patriots	11	0	0	0	0	0	0	0.0	0.0	0	0	0	0	0	0	0	0	0	3	1	2	0	1	0	0
2017	Patriots	16	5	22	20	2	0	0	0.0	0.0	0	0	0	0	0	1	1	0	0	5	4	1	0	0	0	0
2018	Falcons	15	12	37	26	11	0	0	0.0	0.0	0	0	0	0	0	3	0	0	0	2	1	1	0	0	0	0
2019	Raiders	0	0	0	0	0	0	0	0.0	0.0	0	0	0	0	0	0	0	0	0	0	0	0	0	0	0	0
2019	Patriots	3	0	0	0	0	0	0	0.0	0.0	0	0	0	0	0	0	0	0	0	2	2	0	0	0	0	0
2019	Ravens	9	0	0	0	0	0	0	0.0	0.0	0	0	0	0	0	0	0	1	0	5	4	1	0	0	0	0
2019	TOTAL	12	0	0	0	0	0	0	0.0	0.0	0	0	0	0	0	0	0	1	0	7	6	1	0	0	0	0
NFL TOTALS		68	19	77	60	17	0	0	0.0	0.0	0	0	0	0	0	6	2	1	0	19	14	5	0	1	0	0

JORDAN RICHARDS' NFL POSTSEASON DEFENSIVE STATISTICS

DATE	TEAM	GP	GS	TACKLES								INTERCEPTIONS					FUMBLES			ST				MISC		
				TK	S	A	TFL	YDS	SK	YDS	QBH	NO	YDS	LG	TD	PD	FF	FR	YDS	TK	S	A	FF	FR	S	A
2015	Patriots	2	0	0	0	0	0	0	0.0	0.0	0	0	0	0	0	0	0	0	0	0	0	0	0	0	0	0
2016	Patriots	0	0	0	0	0	0	0	0.0	0.0	0	0	0	0	0	0	0	0	0	0	0	0	0	0	0	0
2017	Patriots	3	0	5	3	2	0	0	0.0	0.0	0	0	0	0	0	0	0	0	0	1	0	1	0	0	0	0
2019	Ravens	0	0	0	0	0	0	0	0.0	0.0	0	0	0	0	0	0	0	0	0	0	0	0	0	0	0	0
NFL TOTALS		5	0	5	3	2	0	0	0.0	0.0	0	0	0	0	0	0	0	0	0	1	0	1	0	0	0	0

SINGLE-GAME HIGHS: DEFENSIVE

- Total Tackles** 7 at Pittsburgh Steelers, Oct 07, 2018
...1 more at 7.
- Passes Defensed** 2 at New Orleans Saints, Nov 22, 2018
- Forced Fumbles** 1 vs. Kansas City Chiefs, Sep 07, 2017
...1 more at 1.

- Fumble Recoveries** 1 vs. Pittsburgh Steelers, Dec 29, 2019
- Special Teams Tackles** 2 at Buffalo Bills, Dec 08, 2019
...2 more at 2.
- Special Teams Fumble Recoveries** 1 vs. Houston Texans, Sep 22, 2016

28 JORDAN RICHARDS

2019 GAME-BY-GAME REGULAR SEASON STATISTICS [RAIDERS/PATRIOTS/RAVENS]

DATE	OPPONENT	P/S	TACKLES					INTERCEPTIONS					FUMBLES			ST			MISC			W/L	SCORE				
			TK	S	A	SK	YDS	TFL	YDS	QBH	NO	YDS	LG	TD	PD	FF	FR	YDS	TK	S	A			FF	FR	S	A
09/09	Broncos																								W	24-16	
09/15	Chiefs																								L	10-28	
09/22	at Vikings																								L	14-34	
09/29	at Colts																								W	31-24	
Went from Raiders to Patriots .																											
10/06	at Washington	P	0	0	0	0.0	0.0	0	0	0	0	0	0	0	0	0	0	0	0	0	0	0	0	0	0	W	33-7
10/10	Giants	P	0	0	0	0.0	0.0	0	0	0	0	0	0	0	0	0	0	0	0	0	0	0	0	0	W	35-14	
Went from Patriots to Raiders .																											
10/20	at Packers																								L	24-42	
Went from Raiders to Patriots .																											
10/27	Browns																								W	27-13	
Went from Patriots to Ravens .																											
11/03	Patriots	P	0	0	0	0.0	0.0	0	0	0	0	0	0	0	0	0	0	0	0	0	0	0	0	0	W	37-20	
11/10	at Bengals	P	0	0	0	0.0	0.0	0	0	0	0	0	0	0	0	0	0	0	0	0	0	0	0	0	W	49-13	
11/17	Texans	P	0	0	0	0.0	0.0	0	0	0	0	0	0	0	0	0	0	0	0	0	0	0	0	0	W	41-7	
11/25	at Rams	P	0	0	0	0.0	0.0	0	0	0	0	0	0	0	0	0	0	0	0	0	0	0	0	0	W	45-6	
12/01	49ers	P	0	0	0	0.0	0.0	0	0	0	0	0	0	0	0	0	0	0	0	0	0	0	0	0	W	20-17	
12/08	at Bills	P	0	0	0	0.0	0.0	0	0	0	0	0	0	0	0	0	0	0	0	0	0	0	0	0	W	24-17	
12/12	Jets	P	0	0	0	0.0	0.0	0	0	0	0	0	0	0	0	0	0	0	0	0	0	0	0	0	W	42-21	
12/22	at Browns	P	0	0	0	0.0	0.0	0	0	0	0	0	0	0	0	0	0	0	0	0	0	0	0	0	W	31-15	
12/29	Steelers	P	0	0	0	0.0	0.0	0	0	0	0	0	0	0	0	0	0	1	0	0	0	0	0	0	W	28-10	
2019 TOTALS		11-0	0	0	0	0.0	0.0	0	0	0	0	0	0	0	0	0	0	1	0	6	5	1	0	0	14-3		





12 JALEEL SCOTT

WIDE RECEIVER
6-5 | 210

COLLEGE: NEW MEXICO STATE
BORN: 2/23/95, ROCK HILL, SC
EXP. (NFL/RAVENS): 3/3 GP/GS (PLAYOFFS): 3/0



— KEY TRANSACTIONS —

- Placed on Injured Reserve (hamstring) on 8/27/18
- Jaleel Scott was selected by the Ravens in the fourth round (132nd overall) of the 2018 NFL Draft...Was the third of three fourth-round picks (CB Anthony Averett, 118th & LB Kenny Young, 122nd) by the Ravens

— CAREER HIGHLIGHTS —

- Recorded the first catch (6 yards) of his pro career in the 28-10 victory vs. Pit. (12/29/19)
- Spent the entire 2018 season on Injured Reserve (hamstring) after suffering a leg injury

— PERSONAL —

- Favorite team growing up was the Ravens...Said Scott: "It's just a dream come true, because growing up this was my favorite team, since Jamal Lewis. The defense with Ed Reed, Ray Lewis, Terrell Suggs – I always thought I was going to be a defensive player, so that was my favorite team, [because of] how feisty the defense was."
- Majored in individual studies at New Mexico State

- Made his NFL debut and saw action on special teams in the 23-17 victory vs. Cin. (10/13)
- Was a gameday inactive in Weeks 1-5

2018: (BALTIMORE RAVENS – 0/0, 0/0, INJURED RESERVE)

- Spent the entire 2018 season on Injured Reserve (hamstring) after suffering a preseason injury

— COLLEGE —

- In two seasons (2016-17) at New Mexico State, saw action in 25 games, posting 99 receptions for 1,362 yards (13.8 avg.) and 14 TDs
- Finished 23rd in the NCAA and No. 2 in the Sun Belt Conference by registering 1,079 receiving yards in 2017
- His 9 receiving TDs in 2017 ranked No. 1 in the Sun Belt Conference and 25th in the country
- Produced an ESPN College Football Top 10 moment in 2017, when he snagged an incredible one-handed TD catch vs. Arizona State
- Also played at Ellsworth (Iowa Falls, IA) CC, where he earned first-team All-ICCAC honors in 2015

— HIGH SCHOOL —

- Prepped at Rock Hill (SC) HS, where he was a two-time letterman in both football and basketball

2019: (BALTIMORE RAVENS – 3/0, 0/0)

- Recorded the first catch (6 yards) of his NFL career in the 28-10 victory vs. Pit. (12/29)
- Was a gameday inactive in Weeks 9-16



— SCOTT'S COMMUNITY IMPACT —

- Supported coach Bobby Engram and his family through participating in the St. John Baptist Church 5K Run, Walk and Roll/Walk for Bobbi Engram Foundation (2019)
- Joined Ravens alumni and teammates during director of player engagement Jameel McClain's 53 Families Thanksgiving event to serve a warm meal to families in need (2018-19)
- Distributed 200 turkeys at Zion Baptist Church with his WR teammates (2019)
- Promoted the NFL and Ravens' PLAY 60 initiative by participating in the PLAY 60 Kickoff YMCA Bike Distribution (2019)
- Visited with patients unable to go home for the holidays at MedStar Union Memorial Hospital (2018)
- Participated in the team's KaBoom! community playground build in the Douglass Homes neighborhood alongside teammates, Ravens staff and volunteers (2018)

JALEEL SCOTT'S NFL REGULAR SEASON RUSHING/RECEIVING STATISTICS

DATE	TEAM	RECEIVING							RUSHING				
		GP	GS	NO.	YDS	AVG	LG	TD	NO.	YDS.	AVG.	LG	TD
2018	Ravens	0	0	0	0	0.0	0	0	0	0	0.0	0	0
2019	Ravens	3	0	1	6	6.0	6	0	0	0	0.0	0	0
NFL TOTALS		3	0	1	6	6.0	6	0	0	0	0.0	0	0

12 JALEEL SCOTT

SINGLE-GAME HIGHS: RUSHING/RECEIVING

Receptions
Receiving Yards

1 vs. Pittsburgh Steelers, Dec 29, 2019
6 vs. Pittsburgh Steelers, Dec 29, 2019

Longest Receptions

6 vs. Pittsburgh Steelers, Dec 29, 2019

2019 GAME-BY-GAME REGULAR SEASON STATISTICS (RAVENS)

DATE	OPPONENT	P/S	RECEIVING				RUSHING				W/L	SCORE		
			NO	YDS	AVG	LG	NO	YDS	AVG	LG			TD	
09/08	at Dolphins											W	59-10	
09/15	Cardinals											W	23-17	
09/22	at Chiefs											L	28-33	
09/29	Browns											L	25-40	
10/06	at Steelers											W	26-23+	
10/13	Bengals	P	0	0	0.0	0	0	0	0	0.0	0	0	W	23-17
10/20	at Seahawks	P	0	0	0.0	0	0	0	0	0.0	0	0	W	30-16
11/03	Patriots											W	37-20	
11/10	at Bengals											W	49-13	
11/17	Texans											W	41-7	
11/25	at Rams											W	45-6	
12/01	49ers											W	20-17	
12/08	at Bills											W	24-17	
12/12	Jets											W	42-21	
12/22	at Browns											W	31-15	
12/29	Steelers	P	1	6	6.0	6	0	0	0	0.0	0	0	W	28-10
2019 TOTALS		3-0	1	6	6.0	6	0	0	0	0.0	0	0	14-2	

+ - Overtime





68 MATT SKURA

CENTER/GUARD
6-3 | 313

COLLEGE: DUKE

BORN: 2/17/93, COLUMBUS, OH

EXP. (NFL/RAVENS): 4/4 GP/GS (PLAYOFFS): 39/39 (1/1)



— KEY TRANSACTIONS —

- Placed on Injured Reserve (knee) on 11/26/19
- Elevated to Baltimore's 53-man roster on 9/19/17
- Signed to the Ravens' practice squad on 9/5/17 after being waived by Baltimore on 9/2/17
- Signed to Baltimore's practice squad on 9/4/16 after being released by the Ravens on 9/3/16
- Originally signed with the Baltimore Ravens as a rookie free agent on 5/6/16

— CAREER HIGHLIGHTS —

- In 2018, started all 16 games at center, helping the team produce the NFL's No. 2 rushing attack, totaling 2,441 yards (152.6 ypg)...Marked the second-most rushing yards in franchise single-season history...Baltimore also tallied a single-season team-record 5,999 total net yards
- Elevated to Baltimore's active roster after Week 2 in 2017 and started 12 games at RG, helping the team produce the NFL's ninth-ranked scoring attack (24.7 ppg)
- Spent the 2016 season on the Ravens' practice squad

— PERSONAL —

- Graduated with a degree in psychology and a certificate in human development from Duke
- **Last name is pronounced: SKUR-uh**

- Blocked for QB Lamar Jackson in the 49-13 win at Cin. (11/10), helping him produce his second perfect rating (158.3) of the year on 15-of-17 passing for 223 yards and 3 TDs
- Helped the Ravens produce 210 rushing yards, including 115 from RB Mark Ingram II, in the 37-20 victory vs. NE (11/3)...Also blocked for QB Lamar Jackson, who rushed for 2 TDs and threw for another
- Helped QB Lamar Jackson become the first player ever to pass for at least 200 yards (236) and rush for 150 yards (152) in a regular season game in the 23-17 victory vs. Cin. (10/13)
- Helped the Ravens rush for 173 yards vs. Cle. (9/29)...Baltimore's 823 rushing yards are the most in franchise history through the first four games of a season
- Protected QB Lamar Jackson, helping him become the only player in league history to throw for at least 250 yards and rush for at least 120 yards in the 23-17 win vs. Ari. (9/15)
- Helped Baltimore set single-game franchise records in yards (643) and points (59) in the 59-10, season-opening victory at Mia. (9/8)...Protected QB Lamar Jackson, allowing him to register career highs in yards (324) and TDs (5) while producing a perfect 158.3 passer rating...Helped block for RB Mark Ingram II, who tallied 107 rushing yards and 2 TDs

2018: (BALTIMORE RAVENS – 16/16, 1/1)

- Started all 16 games at center, helping the team produce the NFL's No. 2 rushing attack, totaling 2,441 yards (152.6 ypg)...Marked the then-second-most rushing yards in franchise single-season history...Baltimore also tallied a then-single-season team-record 5,999 total net yards
- Helped the Ravens' rushing attack gain a season-high 296 yards in the 26-24 win vs. Cle. (12/30)
- Protected QB Lamar Jackson, allowing him to complete 12 of 22 passes for a then-career-high 204 yards and 1 TD (101.3 QB rating) in the 22-10 win at LAC (12/22)
- Part of an O-line that helped pave the way for 242 rushing yards in the 20-12 win vs. TB (12/16)...Baltimore became the first team since 1976 (Steelers) to rush for at least 190 yards in five-consecutive games
- Started at center for an offensive line that helped produce 207 rushing yards in the 26-16 win at Atl. (12/2)...Marked the first time in franchise history Baltimore rushed for at least 200 yards in three-consecutive games
- Started at center and helped Baltimore's offense rack up 416 yards, including 242 rushing, in the 34-17 win vs. Oak. (11/25)...Marked the fourth time in franchise history the Ravens produced back-to-back 200-yard rushing games
- Started at center for an offensive line that helped produce the then-sixth-most rushing yards (267) in franchise history in

2019: (BALTIMORE RAVENS – 11/11, 0/0)

- Despite being placed on Injured Reserve (knee) on 11/26, helped Baltimore set an NFL record for single-season rushing yards (3,296) and produce the NFL's No. 1 scoring offense (33.2 ppg) in 2019...Assisted the Ravens in becoming the first team in league history to average at least 200 rushing (206.0) and 200 net passing (201.6) yards per game in a season
- Helped the Ravens set new single-season franchise records for total TDs (64), points (531), rushing yards (3,296) and total net yards (6,521)
- Blocked for NFL MVP QB Lamar Jackson, who produced one of the greatest seasons ever by a QB...Jackson threw an NFL-high 36 TDs (also a franchise record) and had 1,206 rushing yards, the most by a QB in NFL single-season history
- Left the game in the first quarter with a knee injury in the 45-6 win at LAR (11/25)
- Protected QB Lamar Jackson, who completed 17 of 24 passes for 222 yards and 4 TDs (139.2 rating) in the 41-7 victory vs. Hou. (11/17)...Helped pave the way for the Ravens' 256 rushing yards, making Baltimore the first team with 2,000-plus rushing yards in its first 10 games since the 1978 New England Patriots



68 MATT SKURA

the 24-21 victory vs. Cin. (11/18)...Marked the first time in NFL history that a team had a *rookie* QB (Lamar Jackson, 119) and RB (Gus Edwards, 115) each surpass 100 rushing yards in a game

- Started at center for an O-line that helped pave the way for 451 total yards (the most ever by a Ravens' team at Pittsburgh) in the 26-14 win at Pit. (9/30)
- Started at center for an O-line that helped protect QB Joe Flacco, allowing him to record 376 passing yards (the sixth-highest total of his career) and 2 TDs at Cin. (9/13)

2017: (BALTIMORE RAVENS – 12/12)

- Earned a starting spot on the line after spending his rookie season (2016) on Baltimore's practice squad...Filled in for injured RG Marshal Yanda, who missed 14 games on IR
- Over the last nine games of the season, Baltimore averaged the league's second-most points per contest (29.4)
- Protected QB Joe Flacco, who threw for a season-high 288 yards and 1 TD in the 27-10 win at Cle. (12/17)
- Played for an O-line that protected QB Joe Flacco, allowing 0 sacks and helping the Ravens produce a season high in points in the 44-20 victory vs. Det. (12/3)
- Part of an O-line that helped pave the way for 139 rushing yards and 2 rushing TDs in the 23-16 win vs. Hou. (11/27)
- Part of an O-line that paved the way for a season-high 174 rushing yards in a 40-0 win vs. Mia. (10/26)

- Earned the start at RG for an offense that did not allow a sack and generated 143 rushing yards in the 30-17 victory at Oak. (10/8)...Left game in third quarter with a knee injury
- Started at RG in his first-career game at Jax. (9/24)
- Activated to the Ravens' 53-man roster on 9/19

2016: (BALTIMORE RAVENS – 0/0)

- Spent the entire season on the Ravens' practice squad after signing with the team as a rookie free agent

— COLLEGE —

- Appeared in 50 games, with 40-consecutive starts to close his career at Duke
- Named second-team All-American by *USA Today*, fourth-team All-American by *Phil Steele* and first-team All-ACC by the *Atlantic Coast Sport Media Association* as a senior in 2015 after helping Duke rank third in total offense (5,712 yards) in the ACC
- Started all 13 games at center as a junior in 2014 and helped the offense rise to No. 2 in the conference in fewest sacks allowed per game (1.0)

— HIGH SCHOOL —

- Prepped at Worthington Kilbourne (Columbus, OH) HS, where as a senior, he was named first-team All-Metro and first-team All-Conference by *The Columbus Dispatch*



— SKURA'S COMMUNITY IMPACT —

- Joined Ravens' Inaugural Caw to Action – a celebration of the NFL's Huddle for 100 efforts through sorting food donations at Community Assistance in Baltimore County (2019)
- Participated in Nick and Kristina Boyle's Flag Football game with teammates and students from St. Vincent's Villa (2019)
- Continued to promote the NFL and Ravens' PLAY 60 initiative by participating in the PLAY 60 Caravan at Friendship Valley Elementary School (2019)
- Distributed 200 turkeys at Frederick Elementary School as part of a Thanksgiving event with teammates (2019)
- Attended the Ravens 14th annual Holiday Helpers event at Target to shop for gifts with Baltimore youth in need (2018)
- Participated in the Players Philanthropy Fund's Second Annual Beltway Boards & Brews Cornhole Tournament at the Baltimore Museum of Industry (2018)
- Joined teammates to sign autographs and play games during the Ravens' A Purple Evening, the team's annual event dedicated to female fans (2018)
- Supported the NFL and Ravens' PLAY 60 initiative by participating in the team's All-Abilities Clinic with over 100 athletes from Special Olympics Maryland (2018)
- Joined the 2016 rookie class at the Helping Up Mission shelter in Baltimore to visit with and serve lunch to residents
- Supported the NFL and the Ravens' PLAY 60 initiative, the movement for a more active generation, by participating in the team's PLAY 60 Festival with 300 children from various Baltimore City after-school programs at Patterson Park Utz Twardowicz field...Also attended a PLAY 60 assembly at New Town Elementary School (2016)
- Joined youth from Woodson Elementary and George Washington Elementary to participate in the annual United Way and Hometown Huddle Ravens' TEAM Challenge event at Under Armour's Banner Field in Baltimore City (2016)
- Joined teammates in visiting patients at MedStar Union Memorial Medical Center to uplift their spirits (2016)
- Supports teammates' charitable endeavors including Bradley and Nikki Bozeman's Halloween Costume Party (2019), Anthony Levine Sr.'s Celebrity Bowling event (2017) and former player Steve Smith Sr.'s Charity Fashion Show (2016)



22

CORNERBACK

6-2 | 210

JIMMY SMITH

COLLEGE: COLORADO

BORN: 7/26/88, COLTON, CA

EXP. (NFL/RAVENS): 10/10 GP/GS (PLAYOFFS): 107/83 (8/2)



— KEY TRANSACTIONS —

- Re-signed (one-year deal) with the Ravens on 3/24/20
- Placed on Injured Reserve (Achilles) on 12/5/17
- Placed on Injured Reserve (ankle) on 12/30/16
- Re-signed (four-year extension) with the Ravens on 4/21/15
- Placed on Injured Reserve (foot) on 11/8/14
- Originally selected by the Ravens in the first round (27th overall) of the 2011 NFL Draft

— CAREER HIGHLIGHTS —

- Entering the 2020 season, has produced 324 tackles (281 solo), 14 INTs (2 returned for TDs), 1 FR (returned for a 47-yard TD) and 70 PD
- In 2019, played nine games and recorded 30 tackles, 1 sack, 1 INT and 6 PD, helping Baltimore's defense rank No. 3 in points (17.6) and No. 4 in yards (300.6) allowed per game
- Registered a career-high 2 INTs, totaling a game-high 3 PDs, in the 26-24 win that clinched Baltimore's AFC North title vs. Cle. (12/30/18)...The last Raven to have 2 INTs in a game was CB Corey Graham (2013 vs. NYJ)
- Led the team with a career-high 10 solo tackles (11 total) at KC (12/9/18)
- In 2017, recorded 3 INTs, 28 tackles, 9 PD and 1 FR in 12 games prior to suffering a torn Achilles on 12/3 vs. Det. ...Also scored a FR-TD (47 yards) and INT-TD (50 yards)
- Returned an INT 50 yards for a TD and posted 3 PD in a 40-0 win vs. Mia. (10/26/17)
- Scored his second-career TD on a 47-yard fumble return at Oak. (10/8/17)
- In 2015, posted a career-high (tied, 2017) 3 INTs (one returned for a TD), his first-career sack, 10 PD and 54 tackles
- Returned a QB Peyton Manning INT 24 yards for his first-career TD at Den. (9/13/15)
- In 2013, started all 16 games for the first time in his career and set career highs in tackles (58), solo tackles (49), PD (16) and FFs (2), while posting 2 INTs
- Had 3 tackles and 2 PD in the 2012 playoffs, including a clutch PD in Super Bowl XLVII's final goal-line stand

— PERSONAL —

- Has four brothers who played college football: Ryan Smalls (Millikin), Terrance Smalls (Illinois), Paul Smalls (New Mexico) and Anthony Smalls (Idaho State)
- Played HS football with former Ravens CB Shareece Wright (currently a free agent), and the two remain best friends
- CB Nat Berhe (FA), RB Tyler Ervin (GB) and S Daniel Sorensen (KC) are all other active NFL players Smith knows from Colton HS

- Would have liked to match up against former NFL wide receivers Michael Irvin and Randy Moss
- Graduated with a bachelor's degree in sociology in 2010

2019: (BALTIMORE RAVENS – 9/5, 1/0)

- In nine games, recorded 30 tackles, 1 sack, 1 INT and 6 PD, helping Baltimore's defense rank No. 3 in points (17.6) and No. 4 in yards (300.6) allowed per game
- Totaled 3 tackles, 1 INT (returned for 7 yards) and his second-career sack (-8 yards) for a defense that held the Rams to 221 total yards in the 45-6 win at LAR (11/25)
- Posted 5 tackles and 1 PD, helping limit the Texans to 232 total yards in the 41-7 victory vs. Hou. (11/17)
- Returned from a Week 1 knee injury to record 3 tackles and 1 PD in the 37-20 victory vs. NE (11/3)...The contest marked his 100th-career NFL game
- Was a gameday inactive (knee) in games 2-7
- Left the game in the first quarter with a knee injury in the 59-10, season-opening victory at Mia. (9/8)

2018: (BALTIMORE RAVENS – 12/10, 1/1)

- Recorded 45 tackles (34 solo), 9 PD and 2 INTs for the league's No. 1 overall (292.9 ypg) and No. 2 scoring (17.9 ppg) defense
- Recorded 7 solo tackles and a PD for a defense that limited the Chargers to 243 total yards in the Wild Card game vs. LAC (1/6/19)
- Registered a career-high 2 INTs, totaling a game-high 3 PDs, in the 26-24 win vs. Cle. (12/30)...The last Raven to have 2 INTs in a game was CB Corey Graham (2013 vs. NYJ)
- Recorded 3 tackles (2 solo) for a defense that limited the Chargers to a season-low 198 total yards in the 22-10 win at LAC (12/22)
- Led the team with a career-high 10 solo tackles at KC (12/9)
- Led the team with 6 solo tackles and spent time matched up one-on-one with Falcons WR Julio Jones, who was limited to a season-low 2 catches for 18 yards in Baltimore's 26-16 win at Atl. (12/2)...The Falcons produced just 97 passing yards and 131 overall, which were the fewest by an Atlanta offense since 1999 (105 at SF)
- Produced 3 solo tackles and a PD, helping the Ravens limit the Bengals to 255 total yards in the victory vs. Cin. (11/18)
- Recorded 2 crucial PD in the fourth quarter vs. Pit. (11/4), helping hold the Steelers to a FG late in the game

2017: (BALTIMORE RAVENS – 12/12)

- Posted 28 tackles (26 solo), 3 INTs (1 returned for a TD), 9 PD

22 JIMMY SMITH

and 1 FR (returned 47 yards for a TD) for a unit that led the league in both takeaways (34) and INTs (22)

- Was having one of the best years by an NFL CB in 2017 before missing the final four games of the season after suffering a torn Achilles
- Registered 2 solo tackles before leaving the game with an Achilles tear vs. Det. (12/3)
- Recorded an INT on the Packers' opening drive in the end zone to prevent a score for a defense that forced 5 turnovers, registered 6 sacks and posted its third shutout of the season at GB (11/19)...It marked just the third time in franchise history the Ravens recorded 6 sacks and forced 5 turnovers
- Produced his second TD of the season (third of his career), returning an INT 50 yards for a score in a 40-0 win vs. Mia. (10/26)...Added 4 tackles and a team-high 3 PD in the shutout for a defense that allowed a season-low 196 yards
- Returned a fumble (forced by LB Patrick Onwuasor) 47 yards for a TD to put the Ravens ahead 14-0 in the first quarter of the 30-17 victory at Oak. (10/8)
- Registered a season-high 4 tackles, helping limit standout WR Antonio Brown to 4 catches for 34 yards vs. Pit. (10/1)...Tallied 1 PD, which led to a S Eric Weddle INT
- Posted 3 tackles and 2 PD at Jax. (9/24, in London)
- Produced 3 tackles and 1 INT for a defense that forced 5 turnovers and posted the 11th shutout in franchise history in the 20-0 season-opening victory at Cin. (9/10)

2016: (BALTIMORE RAVENS – 11/11)

- Totaled 32 tackles (29 solo) and 4 PD for a defense that finished first in the league with 18 INTs (tied, SD and KC), allowed the NFL's fifth-fewest rushing yards (89.4 ypg) and was the league's seventh-ranked unit (322.1 ypg)
- Started all 11 games in which he played, but finished the season on Injured Reserve (ankle)
- Posted 2 tackles and 1 PD before leaving the game in the first quarter with an ankle injury at NE (12/12)
- Recorded 6 stops (5 solo) and 1 PD for a defense that produced 3 INTs and allowed just 277 total yards in the 38-6 win vs. Mia. (12/4)
- Tallied 4 tackles and 1 PD, helping limit the Browns to 144 yards of offense, which marked the eighth fewest in Ravens history, in the 28-7 win vs. Cle. (11/10)
- Posted a season-high 5 tackles prior to leaving the game in the second quarter with a concussion at NYG (10/16)
- Contributed 3 tackles (all solo) for a unit that limited the Jaguars to 216 yards of total offense in the win at Jax. (9/25)
- Started and posted 1 PD, limiting standout WR Sammy Watkins to 4 catches for 41 yards, for a "D" that allowed just 160 yards, which tied for the 13th fewest in franchise history, in the 13-7 season-opening win vs. Buf. (9/11)

2015: (BALTIMORE RAVENS – 16/16)

- Registered a career-high 3 INTs (one returned for a TD), his

first-career sack, 10 PD and 54 tackles (48 solo) for the NFL's eighth-ranked defense (337.4 ypg)

- Ravens "D" finished No. 2 overall (291.1 ypg) and No. 1 vs. the pass (183.3 ypg) over the season's final eight games
- Was one of seven NFL defenders (Lavonte David, Reshad Jones, Luke Kuechly, Tyrann Mathieu, Ron Parker & Adam Jones) with at least 50 tackles, 3 INTs, 10 PD and 1 sack
- Tallied 2 solo tackles and 2 PD for a defense that allowed just 198 net passing yards in the 20-17 victory vs. Pit. (12/27)...Returned a QB Ben Roethlisberger INT 101 yards for a score that was nullified by an offside penalty
- Started and played every snap for a defense that allowed a season-low 8 first downs and permitted just 86 yards on 9-of-19 passing (47.4%) at Mia. (12/6)
- Tallied a career-high-tying 3 PD and 3 tackles for a defense that allowed 168 net passing yards vs. Jax. (11/15)
- Totaled a then-career-high 9 tackles (8 solo) vs. Cle. (10/11)
- Posted 2 solo stops, helping limit the Steelers to 96 net passing yards in the 23-20 OT victory at Pit. (10/1)
- Scored his first-career TD on a 24-yard INT return, adding 8 solo stops, for a unit that did not allow a TD at Den. (9/13)

2014: (BALTIMORE RAVENS – 8/8, 0/0)

- Posted 28 tackles (22 solo), 6 PD and 1 INT in the first half of the season (was hurt early in the eighth game), before being placed on Injured Reserve (foot) on 11/8
- Registered 5 solo tackles and 1 INT (returned 31 yards) for a defense that held the Buccaneers to 17% (2-of-12) on third down in the 48-17 victory at TB (10/12)
- Collected 3 tackles and 2 PD in the 38-10 win vs. Car. (9/28)
- Tallied 3 tackles and 1 PD for a defense that did not allow a TD and forced 3 turnovers in the 26-6 win vs. Pit. (9/11)

2013: (BALTIMORE RAVENS – 16/16)

- Started all 16 games for the first time in his career and established career highs in tackles (58), solo tackles (49), PD (15) and FFs (2)...Also tallied 2 INTs
- Posted 2 tackles, 2 PD and 1 INT (in the end zone to prevent a TD) at Cin. (12/29)
- Had 7 tackles and 2 PD in the 18-16 victory at Det. (12/16)
- Produced 3 tackles and 1 INT (a leaping end zone grab to thwart a Packers' scoring opportunity) vs. GB (10/13)
- Posted a team- and career-high 3 PD, adding 3 solo stops, for a defense that didn't allow a TD in the victory vs. Cle. (9/15)
- Recorded 6 solo tackles, 1 PD and 1 FF at Den. (9/5)

2012: (BALTIMORE RAVENS – 11/2, 4/0)

- Recorded 31 tackles (27 solo), 3 PD and 3 special teams stops...Missed five games due to injury (sports hernia)
- Totaled 3 solo tackles and 2 PD for a defense that forced 10 turnovers in four playoff games en route to winning Super Bowl XLVII

22 JIMMY SMITH

- Recorded 1 tackle and 2 PD, including one late in the fourth quarter during the Ravens' final goal-line stand, in the 34-31 victory in Super Bowl XLVII vs. SF (2/3/13)...The defense held the 49ers to 22% (2-of-9) on third down
- Started and tied a then-career high with 7 tackles in the 25-15 victory at Cle. (11/4)
- Tied a then-career high with 7 tackles (all solo) and posted 1 PD in the 31-29 victory vs. Dal. (10/14)

- and 1 INT (32 return yards) in the 24-10 victory at Cle. (12/4)
- Netted 3 solo tackles, 1 PD and pulled in his first-career INT, which led to a Ravens' TD on the very next play, for a defense that forced 3 turnovers vs. Cin. (11/20)
- Saw action in his first-career game before leaving the contest on the opening kickoff with an ankle injury in the 35-7 victory vs. Pit. (9/11)

— COLLEGE —

2011: (BALTIMORE RAVENS – 12/3, 2/1)

- Produced 18 tackles (all solo), 8 PD and 2 INTs (48 return yards) for the NFL's third-ranked defense (288.9 ypg)...Missed four games due to an ankle injury
- Totaled 3 tackles, 1 PD and 1 INT for a team that forced 7 turnovers in two playoff games...Posted 1 special teams FR
- Started his first-career postseason game and had 1 tackle and 1 INT for a defense that picked off QB Tom Brady twice, not allowing him to throw a TD and holding him to a 57.5 passer rating in the AFC Championship at NE (1/22/12)
- Posted 2 tackles from scrimmage and 1 FR on special teams that led to the Ravens' first TD in the 20-13 victory in the Divisional Playoff vs. Hou. (1/15/12)
- Started his first-career NFL game and netted 1 solo tackle

- Played in 47 games (27 starts) at Colorado, totaling 183 tackles, 18 PD and 3 INTs...Allowed just 11 completions and one first down in man coverage as a junior and senior
- Earned first-team All-Big 12 honors (coaches, *Phil Steele* and *collegefootballnews.com*) and Honorable Mention All-Big 12 (*Associated Press*) as a senior in 2010 after posting 70 tackles (57 solo), adding 2.5 TFL, 5 PD and 1 FR

— HIGH SCHOOL —

- Prepped at Colton (CA) HS, where he earned first-team All-Southeastern Conference honors at WR and CB
- Also received first-team All-County recognition
- Posted 47 stops, 15 PD, 2 INTs, 2 FFs and 1 FR as a senior...Contributed 53 receptions for 1,123 yards and 14 TDs as a WR



— SMITH'S COMMUNITY IMPACT —

- Supported teammates' charitable endeavors through the Bradley and Nikki Bozeman Halloween Costume Party (2019)
- Hosted the Jimmy Smith Football Camp at Towson University (2014), Grand Terrace (CA) High School and Landsdowne (MD) High School (2015)
- Joined fellow teammates to visit patients undergoing treatment for breast cancer at Mercy Medical Center, as part of the Ravens' Breast Cancer Awareness initiative (2014)
- Interacted with children undergoing medical treatment at Johns Hopkins Hospital (2014)
- Participated in the Ravens' 10th annual Holiday Helpers event at Target to shop for gifts with Baltimore youth (2014)
- Alongside Giant Food, helped distribute 150 holiday food baskets to families in need at the Harry & Jeanette Weinberg Family Center YMCA (2014)
- Shopped and delivered gifts to deserving Salvation Army (2013-14) and United Way (2016) families in Baltimore City

JIMMY SMITH'S NFL REGULAR SEASON DEFENSIVE STATISTICS

DATE	TEAM	GP	GS	TACKLES								INTERCEPTIONS					FUMBLES			ST					MISC		
				TK	S	A	TFL	YDS	SK	YDS	QBH	NO	YDS	LG	TD	PD	FF	FR	YDS	TK	S	A	FF	FR	S	A	
2011	Ravens	12	3	18	18	0	0	0	0.0	0.0	0	2	48	32	0	8	0	0	0	2	2	0	0	0	0	0	0
2012	Ravens	11	2	31	27	4	1	0	0.0	0.0	0	0	0	0	0	3	0	0	0	3	3	0	0	0	0	0	0
2013	Ravens	16	16	58	49	9	1	1	0.0	0.0	0	2	0	0	0	15	2	0	0	0	0	0	0	0	0	0	0
2014	Ravens	8	8	28	22	6	0	0	0.0	0.0	0	1	31	31	0	6	0	0	0	0	0	0	0	0	0	0	0
2015	Ravens	16	16	54	48	6	0	0	1.0	0.0	1	3	24	24t	1	10	0	0	0	0	0	0	0	0	0	0	0
2016	Ravens	11	11	32	29	3	0	0	0.0	0.0	0	0	0	0	0	4	0	0	0	0	0	0	0	0	0	0	0
2017	Ravens	12	12	28	26	2	1	1	0.0	0.0	0	3	58	50t	1	9	0	1	47	0	0	0	0	0	0	0	0
2018	Ravens	12	10	45	34	11	1	1	0.0	0.0	0	2	4	4	0	9	0	0	0	0	0	0	0	0	0	0	0
2019	Ravens	9	5	30	28	2	1	8	1.0	8.0	1	1	7	7	0	6	0	0	0	0	0	0	0	0	0	0	0
NFL TOTALS		107	83	324	281	43	5	11	2.0	8.0	2	14	172	50t	2	70	2	1	47	5	5	0	0	0	0	0	0



22 JIMMY SMITH

JIMMY SMITH'S NFL POSTSEASON DEFENSIVE STATISTICS

DATE	TEAM	GP	GS	TACKLES							INTERCEPTIONS					FUMBLES			ST				MISC			
				TK	S	A	TFL	YDS	SK	YDS	QBH	NO	YDS	LG	TD	PD	FF	FR	YDS	TK	S	A	FF	FR	S	A
2011	Ravens	2	1	3	1	2	0	0	0.0	0.0	0	1	39	39	0	1	0	0	4	0	0	0	0	1	0	0
2012	Ravens	4	0	3	3	0	0	0	0.0	0.0	0	0	0	0	0	2	0	0	0	1	1	0	0	0	0	
2018	Ravens	1	1	7	7	0	0	0	0.0	0.0	0	0	0	0	0	1	0	0	0	0	0	0	0	0	0	
2019	Ravens	1	0	0	0	0	0	0	0.0	0.0	0	0	0	0	0	1	0	0	0	0	0	0	0	0	0	
NFL TOTALS		8	2	13	11	2	0	0	0.0	0.0	0	1	39	39	0	5	0	0	4	1	1	0	0	1	0	

SINGLE-GAME HIGHS: DEFENSIVE

Total Tackles 11 at Kansas City Chiefs, Dec 09, 2018
Sacks 1.0 at Los Angeles Rams, Nov 25, 2019
 ...1 more at 1.0.
Passes Defensed 3 vs. Cleveland Browns, Dec 30, 2018
 ...3 more at 3.
Forced Fumbles 1 vs. Minnesota Vikings, Dec 08, 2013
 ...1 more at 1.
Fumble Recoveries 1 at Oakland Raiders, Oct 08, 2017

Tackles For Loss 1 at Los Angeles Rams, Nov 25, 2019
 ...4 more at 1.
Interceptions 2 vs. Cleveland Browns, Dec 30, 2018
Interception Return Yards 50 vs. Miami Dolphins, Oct 26, 2017
Special Teams Tackles 2 at Cincinnati Bengals, Dec 30, 2012

2019 GAME-BY-GAME REGULAR SEASON STATISTICS (RAVENS)

DATE	OPPONENT	P/S	TACKLES							INTERCEPTIONS					FUMBLES			ST				MISC		W/L	SCORE		
			TK	S	A	SK	YDS	TFL	YDS	QBH	NO	YDS	LG	TD	PD	FF	FR	YDS	TK	S	A	FF	FR			S	A
09/08	at Dolphins	S	0	0	0	0.0	0.0	0	0	0	0	0	0	0	0	0	0	0	0	0	0	0	0	0	0	W	59-10
09/15	Cardinals																									W	23-17
09/22	at Chiefs																									L	28-33
09/29	Browns																									L	25-40
10/06	at Steelers																									W	26-23+
10/13	Bengals																									W	23-17
10/20	at Seahawks																									W	30-16
11/03	Patriots	S	3	3	0	0.0	0.0	0	0	0	0	0	0	0	1	0	0	0	0	0	0	0	0	0	0	W	37-20
11/10	at Bengals	S	3	2	1	0.0	0.0	0	0	0	0	0	0	0	1	0	0	0	0	0	0	0	0	0	0	W	49-13
11/17	Texans	P	5	5	0	0.0	0.0	0	0	0	0	0	0	0	1	0	0	0	0	0	0	0	0	0	0	W	41-7
11/25	at Rams	P	3	3	0	1.0	8.0	1	8	1	1	7	7	0	1	0	0	0	0	0	0	0	0	0	0	W	45-6
12/01	49ers	P	4	4	0	0.0	0.0	0	0	0	0	0	0	0	0	0	0	0	0	0	0	0	0	0	0	W	20-17
12/08	at Bills	S	3	2	1	0.0	0.0	0	0	0	0	0	0	0	1	0	0	0	0	0	0	0	0	0	0	W	24-17
12/12	Jets	P	5	5	0	0.0	0.0	0	0	0	0	0	0	0	1	0	0	0	0	0	0	0	0	0	0	W	42-21
12/22	at Browns	S	4	4	0	0.0	0.0	0	0	0	0	0	0	0	0	0	0	0	0	0	0	0	0	0	0	W	31-15
12/29	Steelers																									W	28-10
2019 TOTALS		9-5	30	28	2	1.0	8.0	1	8	1	1	7	7	0	6	0	0	0	0	0	0	0	0	0	0	14-2	

+ - Overtime





83

WIDE RECEIVER
RETURN SPECIALIST
5-11 | 200

WILLIE SNEAD IV

COLLEGE: BALL STATE

BORN: 10/17/92, MUSKEGON, MI

EXP. (NFL/RAVENS): 6/3 GP/GS (PLAYOFFS): 73/40 (4/2)



— KEY TRANSACTIONS —

- Signed a one-year contract extension (through 2020 season) with Baltimore on 10/29/19
- Signed a two-year offer sheet from Baltimore as a restricted free agent (NO) on 4/20/18
- Signed to New Orleans' active roster on 12/29/14
- Signed to New Orleans' practice squad on 12/11/14
- Signed to Carolina's practice squad on 9/23/14
- Originally signed by Cleveland as a rookie free agent on 5/12/14 but was released on 8/30 after training camp

— CAREER HIGHLIGHTS —

- In 2019, recorded 31 receptions for 339 yards and a career-high 5 TDs, helping Baltimore produce the league's No. 1 scoring offense (33.2 ppg)
- The Ravens set new single-season franchise records for total TDs (64), points (531), rushing yards (3,296) and total net yards (6,521)
- Baltimore also became the first team in NFL history to average at least 200 rushing (206.0) and 200 net passing (201.6) yards per game in a season
- Helped the Ravens set single-game franchise records in yards (643) and points (59) in the 59-10, season-opening victory at Mia. (9/8/19)
- In 2018, registered a team-high 62 receptions for 651 yards and a TD, helping the Ravens produce a then-single-season franchise-record 5,999 total net yards...Produced 38 first downs, tying (RB Gus Edwards) for second most on the team
- In 2016, posted career highs with 72 catches and 4 TDs, adding 895 receiving yards for the NFL's No. 1 offense
- In 2016, completed a 50-yard TD pass to RB Tim Hightower vs. LAR (11/27)...Became the first non-QB to throw a TD pass for New Orleans since RB Deuce McAllister
- Tallied a career-best 984 receiving yards in 2015, with 69 receptions and 3 TDs
- In 2015, made his first-career start and recorded his first-career 100-yard receiving game (141 yards on 6 receptions) at Phi. (10/11)

— PERSONAL —

- Father (Willie III) played at the University of Florida and was drafted by the New York Jets in 1989...Also played for the Houston Oilers
- Wears the No. 83 because his daughters (Nilah, 5) and (Chilee, 2) were born on the 8th and 3rd of the month
- Has participated as a counselor at the Manning Passing Academy throughout college and professional career

2019: (BALTIMORE RAVENS – 16/11, 1/1)

- Recorded 31 receptions for 339 yards and a career-high 5 TDs in 2019, helping Baltimore produce the league's No. 1 scoring offense (33.2 ppg)...The Ravens set new single-season franchise records for total TDs (64), points (531), rushing yards (3,296) and total net yards (6,521)
- Baltimore also became the first team in NFL history to average at least 200 rushing (206.0) and 200 net passing (201.6) yards per game in a season
- Posted 6 receptions for 56 yards in the Divisional Playoff vs. Ten. (1/11/20)...Helped Baltimore register 530 yards of offense, setting a new franchise playoff record
- Recorded 13 yards and 1 TD on 4 receptions and set a new single-season career high in TD catches (5), helping the Ravens clinch their second-consecutive playoff berth in the 24-17 victory at Buf. (12/8)
- Registered 2 catches, which were both 7-yard TDs, as part of the Ravens' 480 yards of offense in the 45-6 win at LAR (11/25)...It marked his third-career 2-TD game
- Totaled a season-high 51 receiving yards on 4 receptions in the 26-23 OT victory at Pit. (10/6)...His 14-yard catch late in the fourth quarter helped set up K Justin Tucker's 48-yard game-tying kick
- Posted 61 yards and 1 TD on 2 receptions vs. Cle. (9/29)...His 50-yard catch and run scoring play in the fourth quarter marked the 10th receiving TD of his career
- Totaled 47 yards on 3 receptions and helped the Ravens produce 452 yards of offense at KC (9/22)...Made a spectacular, juggling 23-yard reception on third-and-17 to help set up a K Justin Tucker FG
- Tallied 41 yards, including a 33-yard TD, on 2 receptions (20.5 avg.) to help the Ravens set single-game franchise records in yards (643) and points scored (59) in the 59-10, season-opening victory at Mia. (9/8)

2018: (BALTIMORE RAVENS – 16/10, 1/1)

- Registered a team-high 62 receptions for 651 yards and a TD, helping the Ravens produce a then-single-season franchise-record 5,999 total net yards...Produced 38 first downs, tying (RB Gus Edwards) for second most on the team
- Led the team with 5 receptions for 58 yards in the 20-12 win vs. TB (12/16)...Of his 5 receptions, 3 resulted in first downs, including 2 on third down
- Posted a team-leading 7 catches for 58 yards vs. Pit. (11/4)...His receptions tied a season-best (10/14 at Ten.)
- Posted his first-career rush, which gained 13 yards, also adding 3 receptions for 23 yards vs. NO (10/21)
- Registered a team-high 6 receptions – 4 of which earned first



83 WILLIE SNEAD IV

downs – for 56 yards in the 26-14 win at Pit. (9/30)

- Was one of six Ravens to find the end zone in the 47-3 season-opening win vs. Buf. (9/9)...Finished with 4 catches for 49 yards and 1 TD

2017: (NEW ORLEANS SAINTS – 11/7, 2/0)

- Finished the season with 8 receptions for 92 yards
- Caught 2 passes for 18 yards, including a 13-yard grab on fourth-and-10 in the fourth quarter that set up a go-ahead FG in the Divisional playoff at Min. (1/14/18)
- Recorded a 7-yard reception in the Wild Card playoff game vs. Car. (1/7/18)
- Posted 2 receptions for 23 yards vs. Car. (12/3)
- Appeared on both offense and special teams, recording a 12-yard reception and 1 KOR for 18 yards vs. Was. (11/19)

2016: (NEW ORLEANS SAINTS – 15/4)

- Finished the season with 895 receiving yards on 72 receptions and 4 TDs, also adding 1 TD pass, helping the Saints finish with the NFL's top-ranked offense
- Recorded 5 receptions for 38 yards and completed a 50-yard TD pass to RB Tim Hightower vs. LAR (11/27)...Became the first non-quarterback to throw a TD pass for New Orleans since RB Deuce McAllister
- Caught a team-high 5 receptions for 47 yards, including a career-high 2 TDs, vs. Den. (11/13)...Added 1 ST tackle
- Tallied 9 receptions for a career-high 172 yards and added 1 TD in the season opener vs. Oak. (9/11)

2015: (NEW ORLEANS SAINTS – 15/8)

- Recorded 69 catches for 984 yards and 3 TDs after earning a spot on the Saints' 53-man roster...Both reception and receiving yardage totals were the second-most among those making their NFL debuts in 2015

- Made first-career start and finished with 141 yards on 6 receptions at Phi. (10/11)...It also marked his first-career 100-yard receiving game
- Registered his first-career TD, adding 4 catches for 44 yards vs. TB (9/20)

2014: (NEW ORLEANS/CAROLINA/CLEVELAND – 0/0)

- Joined the Saints' practice squad on 12/11
- Spent time on Carolina's practice squad after being released by the Browns on 8/30
- Originally signed with Cleveland as an undrafted rookie free agent on 5/12

— COLLEGE —

- Played in 37 games (29 starts) in three years at Ball State, totaling 223 receptions for 2,991 yards – both school records – and 26 TDs...Ranks No. 2 in Ball State history for career 100-yard receiving games (13)
- As a junior, totaled 106 receptions for 1,516 yards and 15 TDs, which are all single-season school records, en route to earning first-team All-MAC honors
- As a sophomore, recorded 1,148 receiving yards and 9 TDs on 89 catches

— HIGH SCHOOL —

- Prepped at Muskegon Heights (MI) HS, where he finished his career with 4,000 passing yards and 40 TD passes as a QB, adding 2,500 rushing yards and 29 rushing TDs
- Was named Michigan Player of the Year after totaling 2,500 passing yards and 10 TDs and rushing for 1,320 yards and 13 TDs in 2010
- Also played basketball

— SNEAD IV'S COMMUNITY IMPACT —

- Alongside teammates, participated in the St. John Baptist 5K Run, Walk and Roll/Walk for Bobbi Engram Foundation, hosted by tight ends coach Bobby Engram (2019)
- Hosted the Willie Snead IV Football Camp in Muskegon Heights, MI (2019)
- Participated in Ravens' Inaugural Caw to Action – a celebration of the NFL's Huddle for 100 efforts through rehabbing Webster Kendrick Boys & Girls Club (2019)
- Participated in the Southwest Airlines "Trading Places" event by taking on the role of customer service agent and operations agent at Baltimore/Washington International Thurgood Marshall Airport (2019)
- Surprised local high school teams with a visit to the Ravens RISE High School Football Showdown game of the week (2019)
- Hosted Thanksgiving event to distribute 200 turkeys with teammates at Zion Baptist Church (2018-19)
- Hosted Holiday Shopping Bash with teammate Mark Ingram II at Dick's Sporting Goods to shop for gifts with Baltimore youth in need (2019)
- Continued to promote the NFL and Ravens' PLAY 60 initiative by participating in the PLAY 60 Caravan at Fort Garrison Elementary School (2018)
- Participated in the Saints Summer Camp to mentor youth football players (2017)



83 WILLIE SNEAD IV

WILLIE SNEAD IV'S NFL REGULAR SEASON RUSHING/RECEIVING STATISTICS

DATE	TEAM	GP	GS	RECEIVING					RUSHING				
				NO.	YDS	AVG	LG	TD	NO.	YDS.	AVG.	LG	TD
2015	Saints	15	8	69	984	14.3	63	3	0	0	0.0	0	0
2016	Saints	15	4	72	895	12.4	49	4	0	0	0.0	0	0
2017	Saints	11	7	8	92	11.5	26	0	0	0	0.0	0	0
2018	Ravens	16	10	62	651	10.5	28	1	1	13	13.0	13	0
2019	Ravens	16	11	31	339	10.9	50t	5	2	2	1.0	2	0
NFL TOTALS		73	40	242	2,961	12.2	63	13	3	15	5.0	13	0

WILLIE SNEAD IV'S NFL POSTSEASON RUSHING/RECEIVING STATISTICS

DATE	TEAM	GP	GS	RECEIVING					RUSHING				
				NO.	YDS	AVG	LG	TD	NO.	YDS.	AVG.	LG	TD
2017	Saints	2	0	3	25	8.3	13	0	0	0	0.0	0	0
2018	Ravens	1	1	3	50	16.7	29	0	0	0	0.0	0	0
2019	Ravens	1	1	6	56	9.3	26	0	0	0	0.0	0	0
NFL TOTALS		4	2	12	131	10.9	29	0	0	0	0.0	0	0

WILLIE SNEAD IV'S NFL REGULAR SEASON RETURN STATISTICS

DATE	TEAM	KICKOFF RETURNS					PUNT RETURNS					
		RET.	YDS.	AVG.	LG	TD	NO.	FC	YDS	AVG	LG	TD
2015	Saints	0	0	0.0	0	0	0	0	0	0.0	0	0
2016	Saints	0	0	0.0	0	0	0	0	0	0.0	0	0
2017	Saints	1	18	18.0	18	0	1	0	0	0.0	0	0
2018	Ravens	1	13	13.0	13	0	0	0	0	0.0	0	0
2019	Ravens	1	19	19.0	19	0	0	0	0	0.0	0	0
NFL TOTALS		3	50	16.7	19	0	1	0	0	0.0	0	0

SINGLE-GAME HIGHS: RUSHING/RECEIVING

Rush Attempts

1 vs. Pittsburgh Steelers, Dec 29, 2019
...2 more at 1.

Rushing Yards

13 vs. New Orleans Saints, Oct 21, 2018

Longest Runs

13 vs. New Orleans Saints, Oct 21, 2018

Receptions

10 vs. Detroit Lions, Dec 21, 2015

Receiving Yards

172 vs. Oakland Raiders, Sep 11, 2016

Longest Receptions

63 at Arizona Cardinals, Sep 13, 2015

Receiving TDs

2 at Los Angeles Rams, Nov 25, 2019
...2 more at 2.

Kickoff Returns

1 vs. Pittsburgh Steelers, Dec 29, 2019
...2 more at 1.

Kickoff Return Yards

19 vs. Pittsburgh Steelers, Dec 29, 2019

Longest Kickoff Return

19 vs. Pittsburgh Steelers, Dec 29, 2019


Punt Returns

1 vs. Tampa Bay Buccaneers, Nov 05, 2017

2019 GAME-BY-GAME REGULAR SEASON STATISTICS (RAVENS)

DATE	OPPONENT	P/S	RECEIVING					RUSHING					W/L	SCORE	
			NO	YDS	AVG	LG	TD	NO	YDS	AVG	LG	TD			
09/08	at Dolphins	P	2	41	20.5	33t	1	0	0	0.0	0	0	0	W	59-10
09/15	Cardinals	S	1	5	5.0	5	0	0	0	0.0	0	0	0	W	23-17
09/22	at Chiefs	S	3	47	15.7	23	0	0	0	0.0	0	0	L	28-33	
09/29	Browns	S	2	61	30.5	50t	1	0	0	0.0	0	0	L	25-40	
10/06	at Steelers	S	4	51	12.8	23	0	0	0	0.0	0	0	W	26-23+	
10/13	Bengals	P	3	18	6.0	10	0	0	0	0.0	0	0	W	23-17	
10/20	at Seahawks	S	0	0	0.0	0	0	1	2	2.0	2	0	W	30-16	
11/03	Patriots	S	2	15	7.5	8	0	0	0	0.0	0	0	W	37-20	
11/10	at Bengals	P	2	12	6.0	7	0	0	0	0.0	0	0	W	49-13	
11/17	Texans	S	2	13	6.5	10	0	0	0	0.0	0	0	W	41-7	
11/25	at Rams	P	2	14	7.0	7t	2	0	0	0.0	0	0	W	45-6	
12/01	49ers	S	1	12	12.0	12	0	0	0	0.0	0	0	W	20-17	
12/08	at Bills	P	3	13	4.3	7	1	0	0	0.0	0	0	W	24-17	
12/12	Jets	S	1	15	15.0	15	0	0	0	0.0	0	0	W	42-21	
12/22	at Browns	S	0	0	0.0	0	0	0	0	0.0	0	0	W	31-15	
12/29	Steelers	S	3	22	7.3	10	0	1	0	0.0	0	0	W	28-10	
2019 TOTALS		16-11	31	339	10.9	50t	5	2	2	1.0	2	0	14-2		

+ - Overtime



79

TACKLE

6-6 | 315



RONNIE STANLEY

COLLEGE: NOTRE DAME

BORN: 3/18/94, LAS VEGAS, NV

EXP. (NFL/RAVENS): 5/5 GP/GS (PLAYOFFS): 56/56 (2/2)



— KEY TRANSACTIONS —

- Ronnie Stanley was selected by the Ravens in the first round (sixth overall) of the 2016 NFL Draft

— HONORS —

- *Associated Press* first-team All-Pro (2019)
- Pro Bowl (2019)
- PFWA All-NFL and All-AFC (2019)

— CAREER HIGHLIGHTS —

- In 2019, helped Baltimore set an NFL record for single-season rushing yards (3,296) and produce the NFL's No. 1 scoring offense (33.2 ppg)
- Assisted the Ravens in becoming the first team ever to average at least 200 rushing (206.0) and 200 net passing (201.6) yards per game in a season
- Blocked for NFL MVP QB Lamar Jackson, who produced one of the greatest seasons ever by a QB in 2019...Jackson threw an NFL-high 36 TDs (also a franchise record) and posted 1,206 rushing yards, the most by a QB in NFL single-season history
- Helped the Ravens set new single-season franchise records for total TDs (64), points (531), rushing yards (3,296) and total net yards (6,521)
- In 2018, helped Baltimore produce the NFL's No. 2 rushing attack - 2,441 yards (152.6 ypg)
- Baltimore also tallied a then-single-season team-record 5,999 total yards and permitted the NFL's sixth-fewest sacks (32, tied Panthers) in 2018
- In 2017, helped the Ravens produce the NFL's ninth-ranked scoring attack (24.7 ppg)...Over the last nine games of the season, Baltimore averaged the league's second-most points per contest (29.4)
- Started 12 games at LT as a rookie in 2016, helping QB Joe Flacco post a team-record 4,317 passing yards

— PERSONAL —

- An avid soccer fan, Stanley visited Russia to attend the 2018 World Cup during the offseason
- Stanley is 50 percent Tongan, (his mother, Julie, was born in Tonga), and in 2015, Stanley earned the Polynesian Player of the Year Award, given annually by the Polynesian Football Hall of Fame to the most outstanding Polynesian college football player
- Is an advocate of pet adoption and supporting animal shelters...Went to the Baltimore BARCS Animal Shelter, where he adopted a pit bull (named Lola) in 2016 and then a pit mix (named Rico) in 2017
- Attended Bishop Gorman (Las Vegas, NV) HS with former Orioles and current MLB outfielder Joey Rickard

2019: (BALTIMORE RAVENS – 15/15, 1/1)

- Helped Baltimore set an NFL record for single-season rushing yards (3,296) and produce the NFL's No. 1 scoring offense (33.2 ppg)...Assisted the Ravens in becoming the first team ever to average at least 200 rushing (206.0) and 200 net passing (201.6) yards per game in a season
- Helped the Ravens set new single-season franchise records for total TDs (64), points (531), rushing yards (3,296) and total net yards (6,521)
- Blocked for NFL MVP QB Lamar Jackson, who had one of the greatest seasons ever by a QB...Jackson threw an NFL-high 36 TDs (also a franchise record) and posted 1,206 rushing yards, the most by a QB in NFL single-season history
- Helped QB Lamar Jackson become the first player in NFL history with at least 350 passing yards and 100 rushing yards in a game (includes regular season and postseason) in the Divisional Playoff vs. Ten. (1/11/20)
- Blocked for QB Lamar Jackson, who set a new single-season franchise record in passing TDs (36), in the 31-15 win at Cle. (12/22)...Jackson also rushed (103 yards) for his NFL record-extending fifth 100-yard game of the season
- Was a gameday inactive (concussion) in Week 15 vs. NYJ
- Helped the Ravens produce 480 yards of offense (including a season-best 285 rushing) in the 45-6 win at LAR (11/25)
- Protected QB Lamar Jackson, who completed 17 of 24 passes for 222 yards and 4 TDs in the 41-7 win vs. Hou. (11/17)...Helped the Ravens post 256 rushing yards, making Baltimore the first team with 2,000-plus rushing yards in its first 10 games since the 1978 New England Patriots
- Blocked for QB Lamar Jackson in the 49-13 win at Cin. (11/10), helping him post his second perfect QB rating (158.3) of the season on 15-of-17 passing for 223 yards and 3 TDs
- Helped the Ravens produce 210 rushing yards, including 115 from RB Mark Ingram II, in the 37-20 victory vs. NE (11/3)...Also blocked for QB Lamar Jackson, who rushed for 2 TDs and threw for another
- Helped QB Lamar Jackson become the first player ever to pass for at least 200 yards (236) and rush for 150 yards (152) in a regular season game in the 23-17 win vs. Cin. (10/13)
- Helped the Ravens rush for 173 yards vs. Cle. (9/29)...Baltimore's 823 rushing yards in 2019 are the most ever by a Ravens' offense through the first four games of a season
- Protected QB Lamar Jackson, helping him become the only player in league history to throw for at least 250 yards and rush for at least 120 yards in the 23-17 win vs. Ari. (9/15)

79 RONNIE STANLEY

- Helped Baltimore set single-game team records in yards (643) and points (59) in the 59-10, season-opening victory at Mia. (9/8)...Protected QB Lamar Jackson, allowing him to register career highs in yards (324) and TDs (5), while producing a perfect 158.3 passer rating...Helped block for RB Mark Ingram II, who tallied 107 rushing yards and 2 TDs

2018: (BALTIMORE RAVENS – 15/15, 1/1)

- Earned Pro Bowl second-alternate honors, helping Baltimore produce the NFL's No. 2 rushing attack, which totaled 2,441 yards (152.6 ypg)...Baltimore also tallied a then-single-season team-record 5,999 total yards and permitted the NFL's sixth-fewest sacks (32, tied Panthers)
- Helped the Ravens' rushing attack gain a season-high 296 yards in the 26-24 win vs. Cle. (12/30)...Marked the third-most rushing yards in franchise single-game history
- Protected QB Lamar Jackson, allowing him to complete 12 of 22 passes for a then-career-high 204 yards and 1 TD in the 22-10 win at LAC (12/22)
- Part of an O-line that helped pave the way for 242 rushing yards in the 20-12 win vs. TB (12/16)...Baltimore became the first team since 1976 (Steelers) to rush for at least 190 yards in five-consecutive games
- Started at LT for an offensive line that helped the Ravens produce 207 rushing yards in the 26-16 win at Atl. (12/2)...Marked the first time in franchise history Baltimore rushed for at least 200 yards in three-consecutive games
- Started at LT and helped Baltimore's offense rack up 416 yards, including 242 on the ground, in the 34-17 win vs. Oak. (11/25)...Marked the fourth time in franchise history the Ravens produced back-to-back 200-yard rushing games
- Started and helped the team produce the then-sixth-most rushing yards (267) in team history in the 24-21 win vs. Cin. (11/18)...Marked the first time in NFL history that a team had a *rookie* QB (Lamar Jackson, 119) and RB (Gus Edwards, 115) each surpass 100 rushing yards in a game
- Was a gameday inactive (ankle) vs. Pit. (11/4)
- Started at LT for an O-line that helped pave the way for 451 total yards (the most ever by a Ravens' team at Pittsburgh) in the 26-14 win at Pit. (9/30)
- Started for an O-line that helped protect QB Joe Flacco, allowing him to record 376 passing yards (the sixth-highest total of his career) and 2 TDs at Cin. (9/13)
- Started at LT and helped protect QB Joe Flacco, allowing him to complete 25 of 34 passes for 236 yards and 3 TDs in the 47-3 season-opening win vs. Buf. (9/9)

2017: (BALTIMORE RAVENS— 15/15)

- The Ravens permitted the league's seventh-fewest sacks (27, tied Vikings), helping the team produce the NFL's ninth-ranked scoring attack (24.7 ppg)...Over the last nine games of the season, Baltimore averaged the league's second-most points per contest (29.4)
- Protected QB Joe Flacco, allowing him to complete 26 of 42

passes for a season-high 288 yards and 1 TD in the 27-10 win at Cle. (12/17)

- Played for an O-line that protected QB Joe Flacco, allowing 0 sacks and helping the Ravens produce a season high in points in the 44-20 victory vs. Det. (12/3)
- Part of an O-line that helped pave the way for 139 rushing yards and 2 rushing TDs in the 23-16 win vs. Hou. (11/27)
- Inactive (concussion) in the 23-0 win at GB (11/19)
- Part of an offensive line that did not permit a sack, while paving the way for a season-high 174 rushing yards in a 40-0 win vs. Mia. (10/26)
- Started at LT for an offense that did not allow a sack and generated 143 rushing yards in the 30-17 win at Oak. (10/8)
- Started at LT for an O-line that helped the Ravens register 136 rushing yards and QB Joe Flacco throw for 2 TDs in a 24-10 win vs. Cle. (9/17)
- Started (LT) for an O-line that helped the Ravens' rushing attack gain 157 yards, while also permitting just 1 sack, in the 20-0 season-opening victory vs. Cin. (9/10)

2016: (BALTIMORE RAVENS – 12/12)

- Started 12 games at LT as part of an O-line that helped protect QB Joe Flacco, allowing him to register a career-high 64.9 completion percentage and throw for a franchise-record 4,317 yards...Missed four games with a foot injury
- Part of an O-line that did not permit a sack, allowing QB Joe Flacco to connect on 36 passes on 47 attempts for 381 yards and 4 TDs in the 38-6 win vs. Mia. (12/4)...The Ravens had 496 yards of offense, then ranking sixth most in team history
- Started at LT and helped the Ravens generate 396 yards of offense in the 28-7 win vs. Cle. (11/10)
- Recorded his first-career start and protected QB Joe Flacco, who went 22-of-33 for 258 yards and 1 TD, in the 13-7 season-opening victory vs. Buf. (9/11)

— COLLEGE —

- Played in 41 games at Notre Dame, making 39-straight starts to conclude his career
- Allowed just 4 QB hurries, 4 QB hits and 3 sacks as a senior in 2015, earning several first-team All-American honors...Also a semifinalist for the Lombardi Award (nation's top player) and Outland Trophy (nation's top interior lineman)
- Registered 16 knockdown blocks and allowed just 1 sack, the fewest of the Irish O-Lineman in 2014, earning Notre Dame Offensive Lineman of the Year

— HIGH SCHOOL —

- Prepped at Bishop Gorman (Las Vegas, NV) HS, where he was a three-year starter who helped his team to a combined 43-3 record, three-straight state titles and final No. 5 national ranking in 2011
- Standout basketball player whose team finished with a No. 11 national ranking and won a state championship in 2011

79 RONNIE STANLEY



— STANLEY'S COMMUNITY IMPACT —

- Participated in the Ravens' Signature Project with M&T Bank to renovate the facility and visit with children at the Webster Kendrick Boys & Girls Club in Baltimore (2019)
- Participated in Anthony Levine Sr.'s 10th Annual Home Run Derby & Softball Game with Ravens teammates (2019)
- Hosted Turkey giveaway to distribute 200 turkeys with teammates at Frederick Elementary School (2019)
- Hosted dinner event with local Baltimore Foster Teens (2019)
- Visited Baltimore's Dunbar High School football team to deliver Zappos Shoes/gift cards to the team (2018)
- Participated in the Maryland SPCA Dog Show contest (2018)
- Attended the announcement of the Ravens' five-year partnership with Up2Us Sports, which will help continue the team's social responsibility efforts to improve the Baltimore community through youth sports (2018)
- Hosted a special advanced screening of Jumanji: Welcome to the Jungle for youth from Casey Cares, the Boys & Girls Club of Metropolitan Baltimore and the Beyond Type 1 foundation (2017)
- Attended the Ravens Flock Festival at M&T Bank Stadium following the day he was drafted...Joined fans in interactive games while the team announced its remaining draft selections (2016)
- Joined the 2016 rookie class at the Helping Up Mission in Baltimore City, visiting with and serving lunch to residents
- Took children from the Casey Cares Foundation, an organization that provides uplifting programs with a special touch to critically ill children, on a Halloween costume shopping trip to Party City (2016)
- Joined youth from Woodson Elementary and George Washington Elementary to participate in the annual United Way and Hometown Huddle Ravens' TEAM Challenge event at Under Armour's Banner Field in Baltimore City (2016)
- Dedicated supporter of the BARCS Animal Shelter in Baltimore, where he adopted his dogs, Lola and Rico...Advocate for Show Your Soft Side, a campaign developed to combat the alarming incidence of animal abuse in Baltimore
- Supports teammates' charitable endeavors, including Tony Jefferson's "Shop With A Jock" holiday shopping event (2017) and former player Lardarius Webb's annual Softball Game (2016-17)





29

SAFETY

5-10 | 202



EARL THOMAS III

COLLEGE: TEXAS

BORN: 5/7/89, ORANGE, TX

EXP. (NFL/RAVENS): 11/2 GP/GS (PLAYOFFS): 140/140 (13/13)



— KEY TRANSACTIONS —

- Signed a four-year deal with the Baltimore Ravens as an unrestricted free agent (Sea.) on 3/15/19
- Placed on Injured Reserve (leg) on 10/2/18
- Placed on Injured Reserve (tibia) on 12/6/16
- Re-signed with the Seahawks on 4/29/14
- Originally selected by the Seattle Seahawks in the first round (14th overall) of the 2010 NFL Draft

— HONORS —

- Seven-time Pro Bowler (2011-15, 2017, 2019)
- *Associated Press* first-team All Pro (2012-14)
- *Associated Press* second-team All-Pro (2011, 2017)
- *The Sporting News* first-team All-Pro (2012-15, 2017)
- PFWA All-NFL (2012-14)
- NFC Defensive Player of the Week (Week 5, 2017)

— CAREER HIGHLIGHTS —

- Owns 686 total tackles, 30 INTs (2 returned for TDs), 71 PD, 11 FFs, 6 FRs (1 returned for a TD) and 2 sacks
- His 30-career INTs are the NFL's most among active safeties
- Has registered a career-high 5 INTs in a season three separate times (2010, 2013 & 2015)
- In 2019, tallied 49 tackles, 2 sacks, 2 INTs, 4 PD, 1 FF and 1 FR, helping Baltimore's defense rank No. 3 in points (17.6) and No. 4 in yards (300.6) allowed per game
- Tallied 3 INTs in 2018, despite playing in just four games
- With his assistance, the Seahawks allowed the NFL's fewest points in four-consecutive seasons (2012-15)
- Helped the Seahawks produce five Top 5 defenses (yards allowed) during his nine-year Seattle tenure, including the NFL's No. 1 unit in both 2013 and 2014
- Twice played in the Super Bowl (2013 & 2014 seasons), with Seattle capturing the Super Bowl XLVIII title vs. Den.
- Earned NFC Defensive Player of the Week for his performance, which included 7 tackles, 1 INT, and a key goal-line FF deep in Seahawk territory, at LAR (10/8/17)

— PERSONAL —

- He and wife, Nina, were HS sweethearts...They have three children: Kaleigh (7), Kamila (2) and newborn Earl IV (1)
- Made a donation to Speed City Summer Track Club, run by Barbara Humphrey (mother of CB Marlon Humphrey) as a gesture of gratitude for Marlon giving Earl No. 29
- Younger brother, Seth, played CB at McNeese State
- Is an active member of his church, where his late grandfather, Earl Thomas, was a pastor

2019: (BALTIMORE RAVENS – 15/15, 1/1)

- Recorded 49 tackles, 2 sacks, 2 INTs, 4 PD, 1 FF and 1 FR in 2019, helping Baltimore's defense rank No. 3 in points (17.6) and No. 4 in yards (300.6) allowed per game
- Led the Ravens in tackles (7) and sacked QB Ryan Tannehill (the first postseason sack of his career) in the Divisional Playoff vs. Ten. (1/11/20)
- Posted a team-leading 7 tackles, 1 sack (-8 yards) and 1 FF, helping the Ravens clinch their second-consecutive playoff berth in the 24-17 victory at Buf. (12/8)
- Recorded 4 tackles and his first-career sack (a half-sack) in the 20-17 win vs. SF (12/1)
- Posted a 6-yard FR, his first as a Raven and the sixth in his career, in the 49-13 win at Cin. (11/10)
- Recorded 3 tackles, 1 QBH, 2 PD and the 30th INT of his career (returned for 24 yards), in the 37-20 victory vs. NE (11/3)...His 30-career picks rank as the NFL's most among active safeties
- Posted 5 tackles against his former team in the 30-16 win at Sea. (10/20)
- Part of a defense that limited the Bengals to 250 yards in the 23-17 victory vs. Cin. (10/13)
- Part of a defense that allowed just 269 total yards in the 26-23 OT victory at Pit. (10/6)
- Helped hold the Cardinals to just 20 rushing yards and 2-of-11 (18%) on third down in the 23-17 win vs. Ari. (9/15)
- Notched his first INT (returned 14 yards) as a Raven (and the 29th of his career), in the 59-10, season-opening victory at Mia. (9/8)...Also posted 1 solo tackle for a defense that allowed just 200 yards of offense

2018: (SEATTLE SEAHAWKS – 4/4, 0/0)

- Started four games before being placed on Injured Reserve (leg) on 10/2...In those four contests, totaled 22 tackles (16 solo) and 3 INTs with 5 PD
- Registered 4 tackles and 1 PD before leaving in the fourth quarter with a broken lower leg at Ari. (9/30)
- Recorded his second-career multi-INT game with 2 INTs, also tying the team lead with 7 tackles, vs. Dal. (9/23)
- Tallied 6 tackles at Chi. (9/17)
- Notched an INT and returned it 25 yards, resulting in a TD on the following play, at Den. (9/9)...Totalled 5 tackles and 2 PD

2017: (SEATTLE SEAHAWKS – 14/14)

- Accumulated 88 tackles (56 solo) and 2 INTs returned for 97 yards, including 1 TD...Named to his sixth Pro Bowl and the *Associated Press* All-Pro second team
- Closed the season totaling 6 tackles (5 solo) vs. Ari. (12/31)



29 EARL THOMAS III

- Led team with 11 tackles, tying a season high, in the Christmas Eve matchup at Dal. (12/24)
- Totaled 8 tackles and 1 PD vs. LAR (12/17)
- Posted 9 tackles at Jax. (12/10)
- Scored his fourth-career TD on a career-long 78-yard INT return vs. Hou. (10/29)...Also tallied 5 tackles
- Earned NFC Defensive Player of the Week honors when he posted 7 tackles, 1 INT and a key goal-line FF deep in Seahawk territory at LAR (10/8)...His 2 turnovers contributed to the Seahawks' 5 total takeaways
- Led team with 7 tackles and notched 1 PD as part of a defensive unit that did not allow any passing yards in the second half vs. Ind (10/1)...The Colts registered just 32 yards rushing in the second half
- Led team with 11 tackles, also recording 1 PD, at GB (9/10)

2016: (SEATTLE SEAHAWKS – 11/11, 0/0)

- Totaled 46 tackles, 2 INTs and a career-high 10 PD, in addition to 1 FR returned 34 yards for a TD
- Suffered a fractured lower leg vs. Car (12/4)... Was placed on Injured Reserve (tibia) on 12/6
- Registered 4 tackles before leaving the game due to a hamstring injury vs. Phi (11/20)...Was inactive for the following game at TB (11/27), bookending his unbroken streak of games played, starting the first 106 games (118 regular season and postseason combined)
- Tied his season-high mark and led the Seahawks with 9 tackles at NE (11/13)
- Scored his third-career TD on a 34-yard FR forced by DE Cliff Avril at NO (10/30)...Also recorded 2 tackles
- Snagged an INT for his second-consecutive game to set up Seattle's game-winning FG vs. Atl. (10/16)
- Notched 6 tackles and his first INT of 2016 at NYJ (10/2)

2015: (SEATTLE SEAHAWKS – 16/16, 2/2)

- Ended the season with 61 tackles (42 solo), 5 INTs returned for 67 yards, 9 PD and 1 FF...Played every defensive snap in multiple games...His 5 INTs on the season tied a single-season career high (2013)
- Recorded 9 tackles in the Divisional Playoff at Car. (1/17/16)
- Notched 4 tackles in the Wild Card win at Min. (1/10/16)
- Notched his fifth INT of the season, tying a career-high (set in 2013), and returned it 10 yards to set up a Seattle FG at Ari. (1/3/16)
- Snagged his fourth INT of the season (20th of his career) and returned it 25 yards in the final minutes of the first half, setting up a TD and a 21-0 lead in the win at Min. (12/6)
- Netted a season-high 6 tackles for a defense that limited the Steelers to 58 rushing yards in the victory vs. Pit. (11/29)
- Posted an end zone INT vs. Ari. (11/15)...Also recorded 4 solo tackles
- Played every snap for a defense that limited the 49ers to

fewer than 100 yards in both the rushing and passing columns in the win at SF (10/22)...Added 5 tackles

- Recorded back-to-back games with an INT, producing 1 pick and 4 tackles vs. Car. (10/18)
- Recorded Seattle's first INT of the season on a QB Andy Dalton pass, returning it 32 yards at Cin. (10/11)...Added 2 solo tackles
- Part of a unit that shut down the Bears' offense, limiting it to 48 net passing yards, in the 26-0 victory vs. Chi. (9/27)
- Registered a team-high 9 tackles, adding 1 FF, at STL (9/13)

2014: (SEATTLE SEAHAWKS – 16/16, 3/3)

- Tallied his second-highest season total in tackles (95), also recording 1 INT returned 47 yards and 5 PD...Was named to his fourth-consecutive Pro Bowl and earned multiple first-team All-Pro honors
- In Super Bowl XLIX, totaled 9 tackles (8 solo) and played every defensive snap vs. NE (2/1/15)
- Notched 5 tackles (4 solo) for a defense that held the Packers to 3-of-14 on third down in the NFC Championship vs. GB (1/18/15)
- Led team with 11 tackles, adding 2 PD and 1 FF, in the Divisional Playoff vs. Car. (1/10/15)...His FF came on the first play of the game
- Tied a career high with 12 tackles (11 solo), also forcing a fumble at the Seahawks' goal line that resulted in a turnover and touchback vs. STL (12/28)
- Totaled 8 tackles (7 solo) and 1 special teams tackle in the victory vs. SF (12/14)
- Produced 1 tackle and 1 FR on a RB LeSean McCoy fumble on the first play of the third quarter in the win at Phi. (12/7)
- Led the team with 11 tackles (10 solo) and posted 2 FFs that led to 10 Seahawks' points at KC (11/16)
- Intercepted QB Eli Manning, for Thomas' first pick of the season, in the end zone and returned it 47 yards vs. NYG (11/9)...Also added 6 tackles
- Led the team with 9 tackles in the win at Car. (10/26)
- Notched 5 tackles and served as the Seahawks' primary punt returner for the first time in his career, registering 2 PRs for 3 yards, in the season-opening win vs. GB (9/4)

2013: (SEATTLE SEAHAWKS – 16/16, 3/3)

- En route to winning Super Bowl XLVIII, registered a career-high 100 tackles, also matching a career high with 5 INTs...Recorded 9 PD and 2 FFs
- In the Super Bowl XLVIII victory vs. Den. (2/2/14), totaled 7 tackles (6 solo), 1 TFL and 1 PD as part of a unit that limited the Broncos to just 1 TD
- Tallied 6 tackles (4 solo) in the NFC Championship victory vs. SF (1/19/14)
- Posted 11 tackles and 2 PD in the Divisional Playoff victory vs. NO (1/11/14)

29 EARL THOMAS III

- Ranked No. 2 on the team with 9 tackles vs. Ari. (12/22)
- Snagged an INT off QB Eli Manning, Thomas' fifth of the season, also adding 4 tackles in the shutout at NYG (12/15)
- Registered 6 tackles for a defense that limited the Saints to 44 rushing yards vs. NO (12/2)
- Led the team for the second-consecutive game in tackles with 12 (8 solo) vs. TB (11/3)
- Posted a team-high 10 solo tackles and 1 PD at STL (10/28)
- Recorded an INT in back-to-back games with his snag at Ari. (10/17)...Added 6 solo tackles and another PD
- Caught his third INT of the season and posted 6 tackles (5 solo) in the win vs. Ten. (10/13)
- Led the team with 9 tackles (all solo) vs. Ind. (10/6)
- Recorded his second INT of the season, adding 7 solo tackles and 1 FF, in the victory at Hou. (9/29)
- Snagged his first INT of the season at the Seattle 1-yard line and returned it 11 yards in the 29-3 victory vs. SF (9/15)...Added 3 solo tackles
- Forced a RB DeAngelo Williams fumble at the Seahawks' 8-yard line in the win at Car. (9/8)...Led the team in tackles with 10 stops

2012: (SEATTLE SEAHAWKS – 16/16, 2/2)

- Finished the regular season with 61 tackles and 3 INTs, 1 returned for a 57-yard TD...Totalled 8 PD, 1 FR and 1 FF
- Posted his second-consecutive game with a pick, intercepting QB Matt Ryan in the Divisional Playoff at Atl. (1/13/13)...Added 4 tackles (3 solo)
- Registered 1 INT and 4 tackles in the Wild Card matchup at Was. (1/6/13)
- Recorded the first INT-TD of his career, intercepting QB Ryan Fitzpatrick and returning the ball 57 yards at Buf. (12/16)...Added 5 tackles and 1 TFL in the 50-17 win
- Tallied 5 tackles and 1 special teams stop in the 58-0 victory vs. Ari. (12/9)
- Ranked second on the team with 7 tackles (4 solo) in the 28-7 win vs. NYJ (11/11)
- Intercepted QB Matthew Stafford at the Seattle 3-yard line and tallied 3 tackles at Det. (10/28)
- Snagged his first INT of the season off QB Tom Brady, returning the pick 23 yards, in the 24-23 win vs. NE (10/14)...Added 5 tackles
- Totalled 4 tackles and 1 FF in the win vs. GB (9/24)
- Notched 2 solo tackles and 1 PD in the win vs. Dal. (9/16)...Also recovered a muffed KOR on the opening kickoff of the game to take control for Seattle

2011: (SEATTLE SEAHAWKS – 16/16)

- Posted a then-career high 92 tackles, adding 2 INTs, 7 PD, 2 FRs and 1 FF, en route to earning his first-ever Pro Bowl
- In the season finale, forced a fumble and posted 4 tackles (3 solo), at Ari. (1/1/12)

- Snagged his second pick of the season, adding to the Seahawks' 4 total INTs, in the win at Chi. (12/18)...Also posted 4 tackles and 1 FR, which set up a Seattle TD drive
- Tallied 5 tackles (4 solo) and a QB hit, along with 1 special teams tackle, in the win vs. Phi. (12/1)
- Was the team leader in tackles for the third-consecutive game, posting 8 (7 solo) and 1 PD in the win vs. Bal. (11/13)
- Led the team with 8 tackles, including 1 TFL, at Dal. (11/6)
- Led the team with a season-high 10 tackles vs. Cin. (10/30)
- Tallied his first INT of the season, returning a QB Eli Manning pick 8 yards, in the victory at NYG (10/9)...Added 4 tackles and 1 FR off a strip-sack
- Totalled 9 tackles, including 2 TFL, vs. Atl. (10/2)
- Notched 8 tackles (6 solo), including 2 TFL, and 1 special teams stop in the season opener at SF (9/11)

2010: (SEATTLE SEAHAWKS – 16/16, 2/2)

- In a breakout rookie campaign, racked up 72 tackles and a team-leading 5 INTs, along with 1 FF
- Posted 4 tackles in the Divisional Playoff at Chi. (1/16/11)
- In his first-career postseason appearance, started and notched 8 solo tackles and 1 PD in the Wild Card matchup vs. NO (1/8/11)
- Made his first-career FF, adding 3 tackles, TB (12/26)
- Posted 7 tackles (6 solo) vs. Atl. (12/19)
- Returned a blocked punt 10 yards for a TD, his first-career score, vs. KC (11/28)...Added 8 tackles (7 solo)
- Intercepted QB Drew Brees in the end zone and had 8 tackles (6 solo) at NO (11/21)
- Tied for the team lead with 7 tackles (all solo), adding 1 special teams stop, in the win at Ari. (11/14)
- Caught his fourth INT of the season and returned it 14 yards in the win vs. Ari. (10/24)...Added 3 solo tackles and 1 additional PD
- Intercepted QB Sam Bradford at the Seattle goal line, marking Thomas' second-consecutive game notching a pick, at STL (10/3)
- Snagged 2 INTs, including the first of his career, and returned them a collective 55 yards, in the win vs. SD (9/26)...Also posted 6 tackles and 1 QB hit
- Recorded the second-most tackles by a Seahawks' defender in his second game, totaling 7 solo tackles and 1 special teams stop at Den. (9/19)
- In his NFL debut, registered 6 tackles (4 solo), 1 TFL and 1 special teams tackle in the 31-6 win vs. SF (9/12)

— COLLEGE —

- Declared for the NFL after his redshirt sophomore season
- Started all 27 games during his two playing seasons at Texas, posting 135 tackles (97 solo), 10 INTs (returned a total 149 yards) and 21 PD...His 10 INTs rank 11th on the Longhorns' career record list



29 EARL THOMAS III

— HIGH SCHOOL —

- As a redshirt sophomore in 2009, was named a finalist for the Jim Thorpe Award (nation's top DB) and earned All-American first-team honors from the *Associated Press*, the Football Writers Association of America, the Walter Camp Football Foundation, *NFL Draft Report* and the American Football Coaches Association
- In 2009, earned unanimous All-Big 12 first-team honors after recording 65 tackles (46 solo), 1 FF and a league-leading (third in nation) 8 INTs, which also set a single-season program record
- Attended West Orange-Stark (West Orange, TX) HS, where he earned All-State honors and was a three-year starter at DB, RB and WR...Helped the team to a 24-2 record over his final two seasons
- Recorded 112 career tackles and 11 INTs...Added 2 KOR-TDs and 2 PR-TDs...Also registered 1,850 rushing yards and 2,140 receiving yards
- Also lettered in basketball, baseball and track & field



— THOMAS III'S COMMUNITY IMPACT —

- Launched in 2013, the Earl Thomas III Guardian Angel Foundation focuses on working with children affected by ADD and ADHD
- Since the inception of his Guardian Angel Foundation, has held an annual holiday event that provides winter clothing for youth in need...Hosted families at a Seattle Mall where they could meet Santa and have a unique holiday experience
- Joined Ravens alumni and teammates during Jameel McClain's 53 Families Thanksgiving event to serve a warm meal to families in need (2019)
- Mentored and spoke to kids in need through Jumpman L.A. (2019)
- Joined former teammate Tony Jefferson's 7-on-7 Football Tournament (2019)
- Remains active with PLAY 60, the NFL's movement for a more active generation
- Hosted a free youth football camp in his hometown of Orange, TX (2012-19)
- Along with former UT teammate and NFL RB Jamaal Charles, donated \$50,000 each to help purchase food, clothes and shelter and aid recovery efforts after Hurricane Harvey (2017)
- Chartered buses for fans from his hometown to attend his alma mater's state championship appearance (2016)
- Hosted "Seahawks and Steaks," where he and his teammates became waitstaff and served a four-course meal to guests in support of his Guardian Angel Foundation (2014)
- Annually sponsors giveaways for Thanksgiving turkeys and winter coats

EARL THOMAS III'S NFL REGULAR SEASON DEFENSIVE STATISTICS

DATE	TEAM	GP	GS	TACKLES						INTERCEPTIONS					FUMBLES			ST					MISC			
				TK	S	A	TFL	YDS	SK	YDS	QBH	NO	YDS	LG	TD	PD	FF	FR	YDS	TK	S	A	FF	FR	S	A
2010	Seahawks	16	16	72	60	12	1	0	0.0	0.0	2	5	68	34	0	7	1	0	0	4	4	0	0	0	0	0
2011	Seahawks	16	16	92	67	25	6	0	0.0	0.0	1	2	19	11	0	7	1	2	0	6	2	4	0	0	0	0
2012	Seahawks	16	16	61	39	22	2	0	0.0	0.0	2	3	80	57t	1	8	1	0	0	5	3	2	0	1	0	0
2013	Seahawks	16	16	100	75	25	0	0	0.0	0.0	0	5	9	11	0	9	2	0	0	5	3	2	0	0	0	0
2014	Seahawks	16	16	95	69	26	1	7	0.0	0.0	0	1	47	47	0	5	3	1	0	2	2	0	0	0	0	0
2015	Seahawks	16	16	61	42	19	0	0	0.0	0.0	0	5	67	32	0	9	1	0	0	3	3	0	0	0	0	0
2016	Seahawks	11	11	46	24	22	0	0	0.0	0.0	0	2	5	5	0	10	0	1	34	2	0	2	0	0	0	0
2017	Seahawks	14	14	88	56	32	1	5	0.0	0.0	0	2	97	78t	1	7	1	0	0	0	0	0	0	0	0	0
2018	Seahawks	4	4	22	16	6	0	0	0.0	0.0	0	3	25	25	0	5	0	0	0	0	0	0	0	0	0	0
2019	Ravens	15	15	49	32	17	2	4	2.0	12.0	6	2	38	24	0	4	1	1	6	0	0	0	0	0	0	0
NFL TOTALS		140	140	686	480	206	13	16	2.0	12.0	11	30	455	78t	2	71	11	5	40	27	17	10	0	1	0	0

EARL THOMAS III'S NFL POSTSEASON DEFENSIVE STATISTICS

DATE	TEAM	GP	GS	TACKLES						INTERCEPTIONS					FUMBLES			ST					MISC			
				TK	S	A	TFL	YDS	SK	YDS	QBH	NO	YDS	LG	TD	PD	FF	FR	YDS	TK	S	A	FF	FR	S	A
2010	Seahawks	2	2	12	12	0	0	0	0.0	0.0	0	0	0	0	0	1	0	0	0	0	0	0	0	0	0	0
2012	Seahawks	2	2	8	3	5	0	0	0.0	0.0	0	2	1	2	0	2	0	0	0	0	0	0	0	0	0	0
2013	Seahawks	3	3	24	17	7	1	2	0.0	0.0	0	0	0	0	0	3	0	0	0	0	0	0	0	0	0	0
2014	Seahawks	3	3	25	17	8	0	0	0.0	0.0	0	0	0	0	0	2	1	0	0	0	0	0	0	0	0	0
2015	Seahawks	2	2	13	5	8	0	0	0.0	0.0	0	0	0	0	0	1	0	0	0	0	0	0	0	0	0	0
2016	Seahawks	0	0	0	0	0	0	0	0.0	0.0	0	0	0	0	0	0	0	0	0	0	0	0	0	0	0	0
2018	Seahawks	0	0	0	0	0	0	0	0.0	0.0	0	0	0	0	0	0	0	0	0	0	0	0	0	0	0	0
2019	Ravens	1	1	7	6	1	1	8	1.0	8.0	1	0	0	0	0	0	0	0	0	0	0	0	0	0	0	0
NFL TOTALS		13	13	89	60	29	2	10	1.0	8.0	1	2	1	2	0	9	1	0	0	0	0	0	0	0	0	0

29 EARL THOMAS III

SINGLE-GAME HIGHS: DEFENSIVE

Total Tackles	12 vs. St. Louis Rams, Dec 28, 2014 ...1 more at 12.	Tackles For Loss	2 vs. Atlanta Falcons, Oct 02, 2011 ...1 more at 2.
Sacks	1.0 at Buffalo Bills, Dec 08, 2019	Interceptions	2 vs. Dallas Cowboys, Sep 23, 2018 ...1 more at 2.
Passes Defensed	4 vs. Carolina Panthers, Oct 18, 2015	Interception Return Yards	78 vs. Houston Texans, Oct 29, 2017
Forced Fumbles	2 at Kansas City Chiefs, Nov 16, 2014	Special Teams Tackles	2 at San Francisco 49ers, Oct 22, 2015 ...1 more at 2.
Fumble Recoveries	1 at Cincinnati Bengals, Nov 10, 2019 ...4 more at 1.	Special Teams Fumble Recoveries	1 vs. Dallas Cowboys, Sep 16, 2012

2019 GAME-BY-GAME REGULAR SEASON STATISTICS (RAVENS)

DATE	OPPONENT	P/S	TACKLES							INTERCEPTIONS					FUMBLES			ST				MISC		W/L	SCORE								
			TK	S	A	SK	YDS	TFL	YDS	QBH	NO	YDS	LG	TD	PD	FF	FR	YDS	TK	S	A	FF	FR			S	A						
09/08	at Dolphins	S	1	1	0	0.0	0.0	0	0	0	1	14	14	0	1	0	0	0	0	0	0	0	0	0	0	0	W	59-10					
09/15	Cardinals	S	1	0	1	0.0	0.0	0	0	0	0	0	0	0	0	0	0	0	0	0	0	0	0	0	0	W	23-17						
09/22	at Chiefs	S	5	2	3	0.0	0.0	0	0	0	0	0	0	0	0	0	0	0	0	0	0	0	0	0	0	L	28-33						
09/29	Browns	S	8	6	2	0.0	0.0	0	0	0	0	0	0	0	0	0	0	0	0	0	0	0	0	0	0	L	25-40						
10/06	at Steelers	S	2	1	1	0.0	0.0	0	0	1	0	0	0	0	1	0	0	0	0	0	0	0	0	0	0	W	26-23+						
10/13	Bengals	S	2	2	0	0.0	0.0	0	0	1	0	0	0	0	0	0	0	0	0	0	0	0	0	0	0	W	23-17						
10/20	at Seahawks	S	5	3	2	0.0	0.0	0	0	0	0	0	0	0	0	0	0	0	0	0	0	0	0	0	0	W	30-16						
11/03	Patriots	S	3	2	1	0.0	0.0	0	0	1	1	24	24	0	2	0	0	0	0	0	0	0	0	0	0	W	37-20						
11/10	at Bengals	S	2	1	1	0.0	0.0	0	0	0	0	0	0	0	0	0	1	6	0	0	0	0	0	0	0	W	49-13						
11/17	Texans	S	1	1	0	0.0	0.0	0	0	0	0	0	0	0	0	0	0	0	0	0	0	0	0	0	0	W	41-7						
11/25	at Rams	S	1	1	0	0.0	0.0	0	0	0	0	0	0	0	0	0	0	0	0	0	0	0	0	0	0	W	45-6						
12/01	49ers	S	4	2	2	0.5	0.0	0	0	1	0	0	0	0	0	0	0	0	0	0	0	0	0	0	0	W	20-17						
12/08	at Bills	S	7	6	1	1.0	8.0	1	0	1	0	0	0	0	0	1	0	0	0	0	0	0	0	0	0	W	24-17						
12/12	Jets	S	3	2	1	0.0	0.0	0	0	0	0	0	0	0	0	0	0	0	0	0	0	0	0	0	0	W	42-21						
12/22	at Browns	S	4	2	2	0.5	4.0	1	4	1	0	0	0	0	0	0	0	0	0	0	0	0	0	0	0	W	31-15						
12/29	Steelers										ON INACTIVE LIST																					W	28-10
2019 TOTALS		15-15	49	32	17	2.0	12.0	2	4	6	2	38	24	0	4	1	1	6	0	0	0	0	0	0	0	0	14-2						

+ - Overtime

SAFETY THEFTS

S Earl Thomas III has posted 30 career INTs, which rank No. 1 among active NFL safeties. He has registered a career-high 5 INTs in a season three separate times (2010, 2013 & 2015).

MOST INTERCEPTIONS / ACTIVE NFL SAFETIES

Rk.	Defender	INTs	Yards	TDs
1.	Earl Thomas III (Bal.)	30	455	2
3.	Harrison Smith (Min.)	23	397	4
4.	Kurt Coleman (FA)	21	238	2
	Reshad Jones (FA)	21	361	4

MOST SEASONS W/ 5-PLUS INTS (Active NFL Safeties)

Rk.	Player	Seasons
1.	Earl Thomas III (Bal.)	3 ('10, '13, '15)
2.	Harrison Smith (Min.)	2 ('14, '17)
	Kevin Byard (Ten.)	2 ('17, '19)

7 PRO BOWLS FOR EARL

S Earl Thomas III's seven Pro Bowl selections tie for fourth among active NFL defenders. Thomas III also owns the most among active NFL safeties.

MOST PRO BOWLS / ACTIVE NFL DEFENDERS

Rk.	Player (Team)	Pro Bowls
1.	Geno Atkins (Cin.)	8
	Von Miller (Den.)	8
	Patrick Peterson (Ari.)	8
4.	Earl Thomas III (Bal.)	7

ACTIVE INTS LEADERS

MOST INTERCEPTIONS / NFL DEFENDERS (Since 2010 / Thomas' First Season)

Rk.	Player	INTs
1.	Richard Sherman (SF)	35
2.	Earl Thomas III (Bal.)	30
3.	Marcus Peters (Bal.)	27
	Joe Haden (Pit.)	27





9

KICKER

6-1 | 183



JUSTIN TUCKER

COLLEGE: TEXAS

BORN: 11/21/89, AUSTIN, TX

EXP. (NFL/RAVENS): 9/9 GP/GS (PLAYOFFS): 128/0 (8/0)



— KEY TRANSACTIONS —

- Signed a four-year contract extension (through 2023 season) with the Ravens on 4/24/19
- Re-signed (four-year deal) with Baltimore on 7/15/16
- Signed with the Ravens as a rookie free agent on 5/29/12

— HONORS —

- Three-time Pro Bowler (2013, 2016, 2019)
- *Associated Press* first-team All-Pro (2013, 2016, 2018-19)
- *Associated Press* second-team All-Pro (2017)
- PFWA first-team All-Pro (2013, 2016, 2018)
- PFWA All-NFL (2019)
- PFWA All-AFC (2017-19)
- Pro Bowl first alternate (2017-18)
- Seven-time AFC Special Teams Player of the Month (October, 2019; November, 2018; September, 2018; November, 2017; September, 2016; November, 2014; November, 2013)
- Eleven-time AFC Special Teams Player of the Week (Week 6, 2019; Week 5, 2019; Week 16, 2018; Week 3, 2018; Week 12, 2016; Week 8, 2015; Week 4, 2015; Week 3, 2014; Week 15, 2013; Week 12, 2013; Week 10, 2013)
- GMC "Never Say Never" Moment winner (Week 15, 2013)
- *USA Today* All-Joe Team (2012)

— CAREER HIGHLIGHTS —

- Is the most accurate kicker in NFL history at 90.8%, connecting on 265 of 292 FG attempts
- In Week 6 of 2019, became the fastest kicker in NFL history (118 games) to score 1,000 career points (10/13 vs. Cin.)
- Is the first kicker in NFL history to produce six seasons with 30-plus FGM (2012-13, 2015-18)
- In 2019, connected on 28 of 29 FGAs (96.6%) and a franchise-record 57 of 59 PATs, marking his fourth-consecutive year scoring exactly 141 points (a Ravens single-season scoring record)...Tucker is the NFL's only kicker to surpass the 140-point mark in each of the past four years (2016-19)
- In 2019, helped the Ravens produce the NFL's No. 1 scoring offense (33.2 ppg) and set a team record for points (531)
- In 2018, became the fastest pure kicker in league history to reach the 900-point (107 games) and 800-point milestone (95 games)...Only Gino Cappelletti (a WR/kicker combo from 1960-70) did it faster (106 & 93 games, respectively)
- Owns an NFL-record seven-career games with multiple 50-plus-yard FGs...Is 21-of-25 on 50-plus-yard kicks since the 2016 season
- In 2016, earned his second Pro Bowl invitation and was a

unanimous first-team All-Pro selection after producing perhaps the greatest season ever by an NFL kicker...Scored a single-season franchise-record 141 points, connecting on 38 of 39 FGs (lone miss was a block) and 27 of 27 PATs

- In 2016, Tucker's 38 FGs ranked first in the NFL, while he was 10-for-10 from 50-plus yards, tying (Blair Walsh, 2012) for the most such kicks in NFL single-season history...An NFL single-season record 24 of Tucker's 38 FGs made came from 40 yards or beyond (he was 24-of-24 on such boots)
- Fastest kicker in NFL history to make 100 FGs (50 games) and to reach the 500-point milestone (60 games), overtaking Hall of Famer Jan Stenerud (61 games)
- Since 2012, ranks first in the NFL in FGs made (265) and points (1,093)
- Owns 15-career game-winning FGs (14 regular season and 1 playoff), connecting on 9 of those in road games
- Became just the ninth kicker in league history to make 3 FGs of 50-plus yards in a single game, connecting on kicks of 52, 57 & 54 yards, vs. Cin. (11/27/16)
- Since PATs were moved to the 15-yard line in 2015, Tucker (188-of-191) owns the NFL's top success rate (98.4)
- Kicked a franchise-record 61-yard game-winning FG as part of a franchise-record 6 FGs (29, 24, 32, 49, 53 and 61) in the victory at Det. (12/16/13), becoming the only kicker in NFL history to kick FGs from the 20-, 30-, 40-, 50- and 60-yard ranges in a single game
- His 11-career AFC Special Teams Player of the Week awards are the most in franchise history
- His seven AFC Special Teams Player of the Month selections are the most ever by a ST player...His 7 POM awards are three more than Ravens legends S Ed Reed & K Matt Stover for the most in franchise history

— PERSONAL —

- He and wife, Amanda, have a son, Easton (5)
- Can sing opera in seven different languages: English, Spanish, French, German, Italian, Latin and Russian
- Sang "Ave Maria" and "O Holy Night" at the Catholic Charities Christmas Festival at the Baltimore Basilica (2015-16)
- Appeared on the 2018 CBS show "Most Valuable Performer," winning the competition by singing "Ave Maria"
- Likes to do impressions of celebrities such as George W. Bush, Matthew McConaughey, Christopher Walken and former teammate Ray Lewis
- Pre-game ritual is to lay out his entire uniform (helmet to cleats) on the floor in front of his locker, just as childhood football hero Deion Sanders did



9 JUSTIN TUCKER

2019: (BALTIMORE RAVENS – 16/0, 1/0)

- Connected on 28 of 29 FGAs (96.6%) and a franchise-record 57 of 59 PATs, marking his fourth-consecutive year scoring exactly 141 points (a Ravens single-season scoring record)...Tucker is the NFL's only kicker to surpass the 140-point mark in each of the past four years (2016-19)
- Helped the Ravens produce the NFL's No. 1 scoring offense (33.2 ppg) and set a franchise record for points (531)
- Went 4-for-4 on FGAs, hitting from 45, 22, 42 and 47 yards in the 28-10 victory vs. Pit. (12/29)
- Clinched the Ravens' win with a 49-yard boot, marking his second game-winning FG of the season and his 15th-career game-winner, in the 20-17 victory vs. SF (12/1)
- Went 3-for-3 on FGAs, hitting from 25, 28 and 22 yards, and connected on all 3 PATs, in the 30-16 win at Sea. (10/20)
- Booted a 40-yard FG to become the fastest kicker in NFL history (118 games) to score 1,000 career points in the 23-17 victory vs. Cin. (10/13)...Tucker was 3-for-3 on FGAs, hitting from 40, 49 and 21 yards
- Kicked a 46-yard FG in OT to seal the Ravens' victory in the 26-23 win at Pit. (10/6)...The boot marked his 14th-career game-winning FG and his second such at Pittsburgh (52-yard OT kick in 2015)...In the win, Tucker was 4-for-4 on FGAs and 2-of-2 on PATs (14 total points)
- Connected on all 3 FGAs, hitting from 33, 28 and 51 yards in the 23-17 win vs. Ari. (9/15)

2018: (BALTIMORE RAVENS – 16/0, 1/0)

- Earned first-team All-Pro and Pro Bowl first-alternate honors after connecting on 35 of 39 FGAs (misses were from 53 and 65 yards, and he had 2 kicks blocked)...Scored a franchise-record 141 points for the third-straight season, becoming the NFL's only kicker to surpass the 140 mark in each of the past three years
- Produced 10 points, connecting on 3 FGAs and 1 PAT, in the 22-10 win at LAC (12/22)...Became the first kicker in NFL history to produce six seasons with 30-plus FGM...Earned AFC Special Teams Player of the Week honors (his ninth-career award) for the performance
- Made all 4 FG attempts (41, 21, 45, 47 yards) and was 2-for-2 on PATs in the 26-16 win at Atl. (12/2)...Marked the 14th time in his career that Tucker made at least 4 FGs in a game
- Named AFC Special Teams Player of the Month for November after connecting on 8 of 8 FGAs, a perfect 6-for-6 on PATs, his sixth-career POM award
- Connected on both FGAs (47 and 28 yards) and was a perfect 3-for-3 on PATs in the 34-17 win vs. Oak. (11/25)...With his 10 points on the day, Tucker became the fastest pure kicker in league history to reach 900 career points, doing so in his 107th game...The only overall player to reach the milestone faster was WR/K Gino Cappelletti (106)
- Nailed all 3 FGAs, which included a season-long 56-yarder, in the 24-21 win vs. Cin. (11/18)...His 24-yard FG in the fourth

quarter marked the 13th game-winning FG (including playoffs) of his career

- Named AFC Special Teams Player of the Month for September after connecting on 9 of 10 FGAs, a perfect 12-for-12 on PATs, and 3-for-3 on 50-yard-plus FGM
- Connected on two 52-yard FGs, setting an NFL-record with six-career games with multiple 50-plus-yard FGs in the 27-14 win vs. Den. (9/23)...Earned his eighth-career AFC Special Teams Player of the Week for his performance

2017: (BALTIMORE RAVENS – 16/0)

- Earned *Associated Press* second-team All-Pro honors after connecting on 34 of 37 FGAs and tying his franchise record of 141 total points...Made his last 19 kicks, and his lone misses on the season were from 46 (blocked), 58 and 62 yards
- Connected on 3 FGAs, scoring his 800th-career point and becoming the fastest pure kicker in league history to reach the 800 milestone in the 23-16 victory vs. Ind. (12/23)
- Made all 3 of his FG attempts (38, 46, 51) and went a perfect 5-of-5 on PATs, helping the Ravens produce a season high in points in the 44-20 win vs. Det. (12/3)
- Named AFC Special Teams Player of the Month for November after converting on 8-of-8 FGAs and 6-of-6 on PATs in the month
- Scored 11 points, connecting on both PATs and all 3 FGAs (53, 31, 49) in a 23-16 win vs. Hou. (11/27)
- Scored his 700th-career point, connecting on 3 of 3 FGAs and 3 PATs in the 30-17 victory at Oak. (10/8)

2016: (BALTIMORE RAVENS – 16/0)

- Earned his second Pro Bowl invitation and was a unanimous first-team All-Pro selection after producing perhaps the greatest season ever by an NFL kicker...Scored a single-season franchise-record 141 points, connecting on 38 of 39 FGs (lone miss was a block) and 27 of 27 PATs
- Tucker's 38 FGs ranked first in the NFL, while he was 10-for-10 from 50-plus yards, tying (Blair Walsh, 2012) for the most such kicks in NFL single-season history...An NFL single-season record 24 of Tucker's 38 FGs made came from 40 yards or beyond (he was 24-of-24 on such boots)
- Totaled 13 points hitting all 4 FGAs and 1 PAT at Pit. (12/25)
- Connected on his 10th FG of 50-plus yards in 2016, tying Blair Walsh (2012) for the most in NFL single-season history in the 27-26 win vs. Phi...Improved to 10-of-10 from 50-plus in 2016 and made a 47-yard FG and all 3 of his PATs
- Posted 11 points, connecting on 3 of 4 FGAs and 2 PATs at NE (12/12)...Tucker's streak of 35 consecutive FGs made was snapped when his first attempt was blocked...Streak ties (Adam Vinatieri, 2013-14) for the fifth longest of all time
- Connected on his 35th-straight FGA by converting a 55-yard boot and made all 5 PATs in the 38-6 win vs. Mia. (12/4)
- Earned AFC Special Teams Player of the Week after recording his fifth-career game with multiple 50-yard FGs

9 JUSTIN TUCKER

made, becoming the first NFL kicker to make 3 FGs of 50-plus yards in the first half of a game, in the 19-14 victory vs. Cin. (11/27)...Finished 4-of-4 on FGAs (52, 57, 54, 36)

- Recorded his 12th game-winning FG on a 53-yarder with 1:02 left in the 19-17 win at Jax. (9/25)
- Kicked his 11th-career game-winner (49 yards) to spur Baltimore's second-largest comeback (20 points) in team history in the 25-20 win at Cle. (9/18)

2015: (BALTIMORE RAVENS – 16/0)

- Converted 33 of 40 FGAs and all 29 PATs (128 total points), becoming the fastest kicker in NFL history to score 500 points (60 games) in a career
- Made 50- and 37-yard FGs in the 20-17 victory vs. Pit. (12/27)
- Connected on 2 FGAs (38 and 31 yards) and 1 PAT to become the fastest kicker in NFL history to score 500 points (60 games) at Mia. (12/6)
- Converted his 10th-career game-winning FG from 47 yards in the 16-13 victory vs. STL (11/22)
- Named AFC Special Teams Player of the Week for the sixth time in his career after connecting on 5 FGs, including a 39-yard game-winner, in the 29-26 victory vs. SD (11/1)
- Earned his fifth-career AFC Special Teams Player of the Week award after scoring the game's final 10 points, including the game-tying and game-winning FGs, in the 23-20 come-from-behind, OT victory at Pit. (10/1)...Kicked a game-winning FG (52-yarder) to seal the victory...His 52-yard game-winner is the longest FG by an opponent at Heinz Field and ties (Jeff Reed, 2010) for longest overall
- Became the fastest kicker in NFL history to make 100 FGs, doing so in his 50th career contest, after connecting from 22, 21, 37 and 21 yards at Oak. (9/20)

2014: (BALTIMORE RAVENS – 16/0, 2/0)

- Connected on 29 of 34 FGAs and all 42 PATs for 129 points...Also, by scoring his 401st point in the season finale, Tucker became the second-fastest kicker in NFL history to reach the 400-point milestone, doing so in his 48th NFL game (Hall of Famer Jan Stenerud, 47 games)
- Connected on all 4 FGAs (28, 45, 52 and 25) and was true on all 7 PATs, totaling 19 points in two postseason contests
- Earned AFC Special Teams Player of the Month (Nov.) after scoring 33 points, connecting on all 7 FGAs and 12 PATs
- Produced 15 points, connecting on all 4 FGAs and all 3 PATs (his 100th-consecutive PAT) vs. SD (11/30)
- Connected on all 6 PATs and 2 of 3 FGAs (46, 49 and his 64-yard attempt was blocked) in the 48-17 win at TB (10/12)
- Earned AFC Special Teams Player of the Week honors after connecting on a 32-yard game-winner as time expired in the 23-21 victory at Cle. (9/21)...Finished with 11 points on 3 FGAs and 2 PATs
- Contributed 14 points, connecting on all 4 FGAs and both PATs in the 26-6 victory vs. Pit. (9/11)

2013: (BALTIMORE RAVENS – 16/0)

- Earned his first-career Pro Bowl nod after posting a then-franchise-record 140 points, including a franchise-record 38 FGM (on 41 attempts) and the then-third-highest FG percentage in Ravens history (92.7)...Made an impressive 33-consecutive FGs, the fifth-longest streak in NFL history
- Kicked a franchise-record 61-yard game-winning FG, as part of a franchise-record 6 FGM (29, 24, 32, 49, 53, 61), in the 18-16 victory at Det. (12/16), becoming the only kicker in NFL history to kick FGs from 20-, 30-, 40-, 50- and 60-yard range in a single game
- Earned Special Teams Player of the Week and GMC "Never Say Never" Moment of the Week honors after kicking a franchise-record 61-yard game-winning FG, as part of a franchise-record 6 FGMs (29, 24, 32, 49, 53, 61) in the 18-16 victory at Det. (12/16)
- Made all 5 FGAs (16 points) in the 22-20 win vs. Pit. (11/28)
- Named AFC Special Teams Player of the Month (Nov.) after making all 14 FGAs and 7 PATs (49 points) in five games
- Named AFC Special Teams Player of the Week for the second time in three weeks, scoring 13 points by hitting all 4 FGAs and 1 PAT in the 19-3 win vs. NYJ (11/24)
- Earned AFC Special Teams Player of the Week honors after kicking his fifth-career game-winning FG (a 46-yarder in OT), as well as another FG in regulation (36 yards) and 2 PATs in the 20-17 win vs. Cin. (11/10)
- Totaled 14 points after connecting on 4 FGAs and both PATs in the 26-23 victory at Mia. (10/6)...His 44-yard FG with 1:42 remaining sealed the victory

2012: (BALTIMORE RAVENS – 16/0, 4/0)

- Named to *USA Today's* All-Joe Team, finishing with 132 points (rookie franchise record)...Connected on 90.9% of his FGAs (30 of 33), the then-second-best mark in franchise history and second best by a rookie kicker in NFL history
- Hit all 42 of his PATs, establishing a Ravens' single-season franchise record
- Became the Ravens' single-season leader of 50-yard FGs (4, broken with 6 in 2013 and then 10 in 2016)...Became the first rookie ever to make 2 50-plus-yard FGs in two games
- One of only two rookie free agents (Deonte Thompson) to make the Ravens' 53-man opening-day roster
- Posted 28 points (4 FGs and 16 PATs), helping the Ravens score 124 points in four playoff games en route to winning Super Bowl XLVII
- Nailed the game-winning 47-yard FG in double-OT and connected on all 5 PATs in the 38-35 victory in the Divisional Playoff at Den. (1/12/13)
- Connected on all 4 PATs and both FGAs, including a 38-yarder with 5:38 remaining in the fourth quarter to extend the Ravens' lead to 34-29, in the 34-31 victory in Super Bowl XLVII vs. SF (2/3/13)
- Kicked a game-winning FG (38-yarder) with 1:07 remaining in

9 JUSTIN TUCKER

the 16-13 OT victory at SD (11/25)...Was 3-of-3 on FGAs (including a game-tying 38-yarder as time expired in regulation to tie the game)

- Posted 13 points, while connecting on a then-franchise-record 7 PATs and both FGAs, as part of a team-record 55-point output vs. Oak. (11/11)
- Made both FGAs (51 and 54 yards) and 1 PAT at Hou. (10/21)
- Connected on all 3 FGAs (28, 26 and 39) in the 9-6 victory over the Chiefs at KC (10/7)...Also posted his first-career special teams tackle against the Chiefs
- Kicked his first game-winning FG (a 27-yarder as time expired) in the 31-30 victory vs. NE (9/23)
- Was true on all 3 FGAs, including a 56-yarder, and 2 PATs at Phi. (9/16)...The 56-yard FG tied a then-team record (Wade Richey)...Became the first rookie in NFL history to make 3 FGs of 48 yards or more in a single game
- Played in his first-career NFL game and connected on all 5 PATs and 3 FGAs vs. Cin. (9/10)

— COLLEGE —

- Kicked in a variety of roles at Texas, handling kickoff duties in 52 games and placekicking in 25 contests
- Posted 190-career points by hitting 40 of 48 FGAs (83.3%, third in UT history) and all 71 PATs...Also a rugby-style

punter, registering 155 punts for 6,283 yards (40.5 avg.)

- Saw action in all 13 games as a senior in 2011, making 17 of 21 FGAs (81.0%), including a 52-yard long...Earned second-team All-Big 12 honors by the *Associated Press* and one of UT's Frank Denius Most Valuable Special Teams Player Awards...Averaged 64.5 yards per kickoff with 12 TBs, adding 63 punts for 2,471 yards (39.2 avg.)...Connected on the game-winning FG at in-state rival Texas A&M, earning Big 12 Special Teams Player of the Week honors
- Handled kickoff and punting duties as a sophomore in 2009 for the 13-1 Longhorns, who earned a spot in the BCS National Championship game...Kicked off 99 times for an average of 62.3 yards per kick, adding 14 TBs
- Majored in music at Texas

— HIGH SCHOOL —

- Prepped at Westlake (Austin, TX) HS, where he was a three-year letterman, also playing CB, WR and safety
- Connected on 30 of 44 FGAs and 155 of 162 PATs, ranking as ESPN's No. 3 placekicker in the nation
- Earned third-team 5A All-State by the Texas Sports Writers Association and first-team All-District as a senior...Added 8 receptions for 185 yards and 2 TDs as a receiver
- Also lettered while playing for the soccer team

TUCKER RANKS NO. 1

K Justin Tucker, the most accurate kicker ever, owns a 90.8% success mark. In 2019, for the fourth-consecutive season, he scored exactly 141 points, making him the NFL's only kicker to surpass the 140 mark in each of the past four years (2016-19).

BEST CAREER FIELD GOAL PERCENTAGE (NFL History / Min. 100 Att.)

Rk.	Player	FGM	FGA	Pct.
1.	Justin Tucker (Bal.)	265	292	90.8
2.	Harrison Butker (KC)	96	107	89.7
3.	Josh Lambo (Jax.)	123	139	88.5
4.	Wil Lutz (NO)	119	136	87.5

TUCKER'S GAME-WINNERS

15

CAREER GAME-WINNING FGs BY K JUSTIN TUCKER

- 2019: Week 13 vs. SF, 49 yds
- 2019: Week 5 at Pit., 46 yds OT
- 2018: Week 11 vs. Cin., 24 yds
- 2016: Week 3 at Jax., 53 yds
- 2016: Week 2 at Cle., 49 yds
- 2015: Week 11 vs. STL, 47 yds
- 2015: Week 8 vs. SD, 39 yds
- 2015: Week 4 at Pit., 52 yds OT
- 2014: Week 3 at Cle., 32 yds
- 2013: Week 15 at Det., 61 yds
- 2013: Week 10 vs. Cin., 46 yds OT
- 2013: Week 5 at Mia., 44 yds
- 2012: Div. at Den., 47 yds 20T
- 2012: Week 12 at SD, 38 yds OT
- 2012: Week 3 vs. NE, 27 yds

9 JUSTIN TUCKER



— TUCKER'S COMMUNITY IMPACT —

- Participated in the Ravens' Signature Project with M&T Bank to renovate the facility and visit with children at the Webster Kendrick Boys & Girls Club in Baltimore (2019)
- Partnered with Campbell's to donate 500 cans of soup for each FG Tucker made during the 2018 season to the Maryland Food Bank (2019)
- Participated in Anthony Levine Sr.'s 10th Annual Home Run Derby & Softball Game with Ravens teammates (2019)
- Played in former Raven Torrey Smith's Family Fund Charity Basketball Tournament (2019)
- Participated in Ravens' Inaugural Caw to Action – a celebration of the NFL's Huddle for 100 efforts through organizing books on the Ravens' Bookmobile (2019)
- Helped distribute coats and cold-weather gear to residents at the annual Helping Up Mission coat distribution (2019)
- Participated in Ravens annual Holiday Helpers event at Target to shop for holiday gifts with Baltimore youth in need (2015, 2019)
- Hosted Ice Skating Event with kids from Baltimore's Living Classrooms (2019)
- Presented the Baltimore School for the Arts with a \$50,000 check for the school to continue its efforts in teaching the arts...Earned the money from his performance of Ave Maria on the CBS show "Most Valuable Performer" (2018)
- Joined teammates to sign autographs and play games during the Ravens' A Purple Evening, the team's annual event dedicated to female fans (2018)
- Participated in the Players Philanthropy Fund's Beltway Boards & Brews Cornhole Tournament at the Baltimore Museum of Industry (2017-18)
- Co-hosted Holiday Party for Mount Washington Pediatric Hospital fundraiser (2017)
- Teamed up with the Ravens and Verizon Wireless to launch a community-wide "Pass It Forward" campaign that included a full day of activities planned throughout the Baltimore area to surprise Ravens fans with random acts of kindness (2016)
- Joined Ravens alumni and teammates during Jameel McClain's 53 Families Thanksgiving event to serve a warm meal to families in need (2016)
- Performed "Ave Maria" at the Catholic Charities Christmas Festival that benefitted Gallagher Services, which supports adults with intellectual and developmental disabilities (2015-16)
- Supported former player Lardarius Webb at his Celebrity Softball Game (2016-17) and annual Thanksgiving food distribution at Webster Kendrick Boys & Girls Club (2015)...Also joined fellow Raven O.J. Brigance in the Brigance Brigade Zumbathon for ALS at the Downtown Merritt Athletic Club (2015)
- Attended TEAM CASA, the official charity team of the Maryland CASA Association, a fundraising event for the Baltimore Running Festival (2015)
- Volunteered with teammates and Ravens staff to support Habitat for Humanity of the Chesapeake in the building of 18 brand new rowhomes, three of which were funded by the Ravens Foundation, Inc (2013)...Presented keys for those three rowhomes to new homeowners in an unveiling ceremony (2014)
- Represented the Ravens at ribbon-cutting ceremonies for the City Springs Community Athletic Complex (2014) and Patterson Park's Youth Sports and Education Center (2013)
- Served as a host for the annual Goodwill Gridiron Halloween Party, a fundraiser with proceeds benefitting Goodwill Industries of the Chesapeake (2014-16)
- Joined Healthy Harbor Baltimore in bringing awareness to GamePlanEarth, a season-long environmental initiative established and led by the Ravens to help make Baltimore more sustainable (2014)
- Supports team holiday events such as the annual MedStar Union Memorial Hospital visit (2014) and the annual coat distribution to residents at the Helping Up Mission (2013-14, 2017-18)
- Served a Thanksgiving-themed meal and read stories to children at Paul's Place homeless shelter (2014)
- Joined former Ravens kicker Matt Stover for a holiday reading at Kennedy Krieger's annual Festival of Trees (2014)
- Participated in events that promote PLAY 60, the NFL movement for an active generation, including the Hispanic Heritage Football Clinic (2012), the Hometown Huddle Ravens' TEAM Challenge (2012-13) and Fuel Up to PLAY 60 Rewards Assembly (2014)

9 JUSTIN TUCKER

JUSTIN TUCKER'S NFL REGULAR SEASON KICKING STATISTICS

DATE	TEAM	GP	FGM	FGA	PCT.	LG	XP	XPA	PCT.	BLK	PTS
2012	Ravens	16	30	33	90.9	56	42	42	100.0	0	132
2013	Ravens	16	38	41	92.7	61	26	26	100.0	0	140
2014	Ravens	16	29	34	85.3	55	42	42	100.0	1	129
2015	Ravens	16	33	40	82.5	52	29	29	100.0	0	128
2016	Ravens	16	38	39	97.4	57	27	27	100.0	1	141
2017	Ravens	16	34	37	91.9	57	39	39	100.0	1	141
2018	Ravens	16	35	39	89.7	56	36	37	97.3	2	141
2019	Ravens	16	28	29	96.6	51	57	59	96.6	0	141
NFL TOTALS		128	265	292	90.8	61	298	301	99.0	5	1,093

JUSTIN TUCKER'S NFL POSTSEASON KICKING STATISTICS

DATE	TEAM	GP	FGM	FGA	PCT.	LG	XP	XPA	PCT.	BLK	PTS
2012	Ravens	4	4	4	100.0	47	16	16	100.0	0	28
2014	Ravens	2	4	4	100.0	52	7	7	100.0	0	19
2018	Ravens	1	1	2	50.0	33	2	2	100.0	0	5
2019	Ravens	1	2	2	100.0	49	0	0	0.0	0	6
NFL TOTALS		8	11	12	91.7	52	25	25	100.0	0	58

JUSTIN TUCKER'S NFL REGULAR SEASON FIELD-GOAL ACCURACY STATISTICS

DATE	TEAM	1-19	PCT.	20-29	PCT.	30-39	PCT.	40-49	PCT.	50+	PCT.
2012	Ravens	0-0	0.0	8-8	100.0	8-8	100.0	10-13	76.9	4-4	100.0
2013	Ravens	0-0	0.0	10-10	100.0	12-13	92.3	10-11	90.9	6-7	85.7
2014	Ravens	0-0	0.0	10-10	100.0	11-11	100.0	4-4	100.0	4-9	44.4
2015	Ravens	0-0	0.0	10-10	100.0	9-9	100.0	10-11	90.9	4-10	40.0
2016	Ravens	0-0	0.0	4-4	100.0	10-11	90.9	14-14	100.0	10-10	100.0
2017	Ravens	0-0	0.0	7-7	100.0	11-11	100.0	11-12	91.7	5-7	71.4
2018	Ravens	0-0	0.0	12-12	100.0	9-9	100.0	9-11	81.8	5-7	71.4
2019	Ravens	0-0	0.0	8-8	100.0	9-9	100.0	10-11	90.9	1-1	100.0
NFL TOTALS		0-0	0.0	69-69	100.0	79-81	97.5	78-87	89.7	39-55	70.9

JUSTIN TUCKER'S NFL POSTSEASON FIELD-GOAL ACCURACY STATISTICS

DATE	TEAM	1-19	PCT.	20-29	PCT.	30-39	PCT.	40-49	PCT.	50+	PCT.
2012	Ravens	1-1	100.0	1-1	100.0	1-1	100.0	1-1	100.0	0-0	0.0
2014	Ravens	0-0	0.0	2-2	100.0	0-0	0.0	1-1	100.0	1-1	100.0
2018	Ravens	0-0	0.0	0-0	0.0	1-1	100.0	0-0	0.0	0-1	0.0
2019	Ravens	0-0	0.0	1-1	100.0	0-0	0.0	1-1	100.0	0-0	0.0
NFL TOTALS		1-1	100.0	4-4	100.0	2-2	100.0	3-3	100.0	1-2	50.0

SINGLE-GAME HIGHS: KICKER

Field Goals Made

6 at Detroit Lions, Dec 16, 2013

PATs Made

8 at Miami Dolphins, Sep 08, 2019

Field Goal Attempts

6 at Detroit Lions, Dec 16, 2013

PAT Attempts

8 at Miami Dolphins, Sep 08, 2019

Longest Field Goals Made

61 at Detroit Lions, Dec 16, 2013

Points

18 at Detroit Lions, Dec 16, 2013

9 JUSTIN TUCKER

2019 GAME-BY-GAME REGULAR SEASON STATISTICS [RAVENS]

DATE	OPPONENT	P	FIELD GOALS				EXTRA POINTS				PTS	W/L	SCORE
			FGM	FGA	PCT	LG	XP	XPA	PCT	BLK			
09/08	at Dolphins	P	1	1	100.0	34	8	8	100.0	0	11	W	59-10
09/15	Cardinals	P	3	3	100.0	51	2	2	100.0	0	11	W	23-17
09/22	at Chiefs	P	1	1	100.0	39	1	1	100.0	0	4	L	28-33
09/29	Browns	P	1	1	100.0	41	2	2	100.0	0	5	L	25-40
10/06	at Steelers	P	4	4	100.0	48	2	2	100.0	0	14	W	26-23+
10/13	Bengals	P	3	3	100.0	49	2	2	100.0	0	11	W	23-17
10/20	at Seahawks	P	3	3	100.0	28	3	3	100.0	0	12	W	30-16
11/03	Patriots	P	1	1	100.0	39	4	5	80.0	0	7	W	37-20
11/10	at Bengals	P	0	0	0.0	0	7	7	100.0	0	7	W	49-13
11/17	Texans	P	2	3	66.7	46	5	5	100.0	0	11	W	41-7
11/25	at Rams	P	1	1	100.0	34	6	6	100.0	0	9	W	45-6
12/01	49ers	P	2	2	100.0	49	2	2	100.0	0	8	W	20-17
12/08	at Bills	P	1	1	100.0	36	3	3	100.0	0	6	W	24-17
12/12	Jets	P	0	0	0.0	0	4	5	80.0	0	4	W	42-21
12/22	at Browns	P	1	1	100.0	31	4	4	100.0	0	7	W	31-15
12/29	Steelers	P	4	4	100.0	47	2	2	100.0	0	14	W	28-10
2019 TOTALS		16	28	29	96.6	51	57	59	96.6	0	141	14-2	

+ - Overtime

TUCK'S CHART TALK

MOST FIELD GOALS MADE / SINCE 2012

Rk.	Player (Team)	FGM
1.	Justin Tucker (Bal.)	265
2.	Stephen Gostkowski (FA)	233
3.	Stephen Hauschka (Buf.)	223
4.	Adam Vinatieri (Ind.)	212
5.	Matt Prater (Det.)	209

MOST NFL POINTS / SINCE 2012

Rk.	Player (Team)	Points
1.	Justin Tucker (Bal.)	1,093
2.	Stephen Gostkowski (FA)	1,063
3.	Stephen Hauschka (Buf.)	953
4.	Matt Prater (Det.)	950
5.	Mason Crosby (GB)	926

CONSECUTIVE FIELD GOALS MADE (All-Time NFL Streaks)

Rk.	Kicker (Years)	FGs Made
1.	Adam Vinatieri (2015-16)	44
2.	Mike Vanderjagt (2002-04)	42
3.	Gary Anderson (1997-98)	40
4.	Matt Stover (2005-06)	36
5.	Justin Tucker (2015-16)	35
	Adam Vinatieri (2013-14)	35

BEST NFL FIELD GOAL PERCENTAGE (2019 Season)

Rk.	Player (Team)	FGM-FGA	Pct.
1.	Josh Lambo (Jax.)	33-34	97.1
2.	Justin Tucker (Bal.)	28-29	96.6
3.	Chris Boswell (Pit.)	29-31	93.5
4.	Dan Bailey (Min.)	27-29	93.1
5.	Mason Crosby (GB)	22-24	91.7
6.	Harrison Butker (KC)	34-38	89.5

BEST FIELD GOAL PERCENTAGE / ROOKIES (NFL History)

Rk.	Player (Year)	FGM-FGA	Pct.
1.	Michael Badgley (2018)	15-16	93.8
2.	Blair Walsh (2012)	35-38	92.1
3.	Justin Tucker (2012)	30-33	90.9
4.	Harrison Butker (2017)	38-42	90.5
5.	Jason Sanders (2018)	18-20	90.0
6.	Two Players	n/a	88.9

BEST FIELD GOAL PERCENTAGE (Ravens Single-Season History)

Rk.	Player (Year)	FGM-FGA	Pct.
1.	Justin Tucker (2016)	38-39	97.4
2.	Justin Tucker (2019)	28-29	96.6
3.	Matt Stover (2006)	28-30	93.3
4.	Justin Tucker (2013)	38-41	92.7
5.	Justin Tucker (2017)	34-37	91.9

(min. 16 att.)

SIX SEASONS WITH 30 FGs

MOST SEASONS WITH 30-PLUS FGs MADE / NFL HISTORY

Rk.	Kicker	Seasons
1.	Justin Tucker (Bal.)	6
2.	David Akers (Phi. & SF)	5
	John Carney (SD, NO & NYG)	5
	Stephen Gostkowski (NE)	5

MOST PLAYER OF THE MONTH AWARDS (All NFL Players / Since Award Inception)

Rk.	Player	No.
1.	Tom Brady	10
2.	Peyton Manning	8
	Aaron Rodgers	8
4.	Justin Tucker	7
5.	Brett Favre	6
	Barry Sanders	6
	Bruce Smith	6
	J.J. Watt	6
	Steve Young	6



53

DEFENSIVE END

6-5 | 287

JIHAD WARD

COLLEGE: ILLINOIS

BORN: 5/11/94, STATEN ISLAND, NY

EXP. (NFL/RAVENS): 5/2 GP/GS (PLAYOFFS): 41/14 (1/0)



— KEY TRANSACTIONS —

- Re-signed as an unrestricted free agent with the Ravens on 3/21/20
- Signed by the Ravens on 10/7/19
- Waived by Indianapolis on 10/1/19
- Placed on Injured Reserve (ankle) on 10/26/18
- Activated to the Colts' 53-man roster on 9/13/18
- Signed to Indianapolis' practice squad on 9/3/18
- Waived by Dallas on 9/1/18
- Acquired by the Cowboys in a trade with Oakland on 4/28/18 in exchange for WR Ryan Switzer
- Selected by the Raiders in the second round (44th overall) of the 2016 NFL Draft

— CAREER HIGHLIGHTS —

- In 2019, signed to the Ravens' 53-man roster in Week 6 and recorded 7 tackles, 1 sack and 2 FRs in 11 games...Helped Baltimore's defense rank No. 3 in points (17.6) and No. 4 in yards (300.6) allowed per game
- In 2018 with the Colts, posted a career-high 3 sacks
- In two seasons with the Raiders (2016-18), totaled 32 tackles (17 solo), 1 sack and 1 FR

— PERSONAL —

- Interested in becoming a defensive line coach and investing in real estate after his playing career...Wants to purchase apartment buildings to rent to students on university campuses
- Earned All-City honors in Philadelphia in each of his final two prep seasons (2010-11)...Also played WR in HS
- Majored in sport management at Illinois
- **First name is pronounced: juh-HAHD**

- In his Ravens debut, posted 2 tackles for a defense that limited the Bengals to 250 yards in the victory vs. Cin. (10/13)
- Was signed by the Ravens on 10/7 after being waived by the Colts on 10/1
- Spent Weeks 1-4 with the Indianapolis Colts, appearing in three games

2018: (INDIANAPOLIS COLTS – 6/0, 0/0)

- Finished with 4 tackles (all solo) and a career-high 3 sacks (-12 yards) and 3 TFL in six games before being placed on Injured Reserve with an ankle injury
- Tallied 2 tackles, a third-down sack of QB Sam Darnold and 1 TFL at NYJ (10/14)
- Posted 1 sack of and 1 TFL vs. Hou. (10/20)
- Recorded 1 sack, 1 TFL and tied a career high with 3 QBHs in his Colts debut and first game action of the 2018 campaign at Was. (9/16)
- Was promoted to the Colts' 53-man roster on 9/13 after a short stint on the practice squad

2017: (OAKLAND RAIDERS – 5/1, 0/0)

- Finished with 2 tackles (1 solo), 1 sack (-9 yards), 1 TFL, and 1 QBH in his second NFL season
- Took down QB Nick Foles for a 9-yard loss, marking his first-career sack at Phi. (12/24)

2016: (OAKLAND RAIDERS – 16/13, 1/0)

- Totaled a career-high 30 tackles (14 solo), 1 FR and 10 QBHs in his rookie campaign...Played both DE and DT and was one of three Raiders rookies to play in all 16 games
- Set a new career high with 7 tackles (5 solo) at KC (12/8)
- Started for a defensive line that helped hold the Broncos' rushing attack to 33 total yards vs. Den. (11/6), while also holding the Broncos' offense to just 299 total yards, marking the second-consecutive week Oakland's defense held their opponent to less than 300 total yards
- Posted a team-high and career-high 3 QBHs on QB Blake Bortles in a 33-16 victory at Jax. (10/23)
- Started at DE and had a season-best 4 tackles at Ten. (9/25)
- Debuted as Oakland's only rookie starter in Week 1 and tallied 3 tackles at NO (9/11)...Added 1 FR following a LB Bruce Irvin sack-fumble of QB Drew Brees on the opening series of the game...The Raiders scored their first points of the game on the ensuing possession

— COLLEGE —

- Played two years at Illinois after transferring from Globe Institute of Technology (New York, N.Y.)...Totaled 104 tackles, 4.5 sacks, 3 FFs, 5 FRs and 3 PD in 25 games

2019: (BALTIMORE RAVENS/IND. COLTS – 14/0, 1/0)

- After signing to the Ravens' 53-man roster in Week 6, recorded 7 tackles, 1 sack and 2 FRs in 11 games, helping Baltimore's defense rank No. 3 in points (17.6) and No. 4 in yards (300.6) allowed per game...Played in 11 games with the Ravens
- Recovered OLB Tyus Bowser's FF of QB Sam Darnold, helping set up WR Marquise Brown's 24-yard TD on the ensuing possession, in the 42-21 win vs. NYJ (12/12)
- Recovered a fumble forced by OLB Matthew Judon that later led to a FG, helping the Ravens clinch their second-consecutive playoff berth in the 24-17 victory at Buf. (12/8)
- Tallied his first sack (-8 yards) as a Raven and the fifth of his career in the 37-10 victory vs. NE (11/3)

53 JIHAD WARD

- Started all 12 games on the defensive line as a senior, playing both DE and DT... Totaled 53 tackles, 1.5 sacks, 1 FF, 1 FR, and 2 PD... Earned All-Big Ten honorable mention
- As a junior, started all 13 games at DE... Totaled 51 tackles, 3 sacks, 2 FFs, 4 FRs and 1 PD on the season... His 4 FRs ranked second in FBS and led the Big Ten... Named an All-Big Ten honorable mention honoree... Voted Illinois' Defensive Newcomer of the Year
- Played two seasons at Globe Institute of Technology, totaling 81 tackles and 10 sacks

- Appeared in seven games in 2013 at Globe Tech, racking up 26 tackles, 2 sacks and 3 TFL

— HIGH SCHOOL —

- Attended Edward W. Bok Technical (Philadelphia, PA) HS
- Began his high school career as a WR and safety before eventually settling in at DE... Was named first-team All-City in 2011 and second-team All-City in 2010
- Played in Philadelphia Eagles Public vs. Non-Public City All-Star game at Lincoln Financial Field in spring 2012

JIHAD WARD'S NFL REGULAR SEASON DEFENSIVE STATISTICS

DATE	TEAM	GP	GS	TACKLES							INTERCEPTIONS					FUMBLES			ST				MISC				
				TK	S	A	TFL	YDS	SK	YDS	QBH	NO	YDS	LG	TD	PD	FF	FR	YDS	TK	S	A	FF	FR	S	A	
2016	Raiders	16	13	30	16	14	0	0	0.0	0.0	10	0	0	0	0	0	0	1	0	0	0	0	0	0	0	0	
2017	Raiders	5	1	2	1	1	1	9	1.0	9.0	1	0	0	0	0	0	0	0	0	0	0	0	0	0	0		
2018	Colts	6	0	4	4	0	3	12	3.0	12.0	6	0	0	0	0	0	0	0	0	0	0	0	0	0	0		
2019	Colts	3	0	0	0	0	0	0	0.0	0.0	1	0	0	0	0	1	0	0	0	0	0	0	0	0	0		
Went from Indianapolis to Baltimore.																											
2019	Ravens	11	0	7	3	4	1	8	1.0	8.0	4	0	0	0	0	0	0	2	2	0	0	0	0	0	0	0	
2019	TOTAL	14	0	7	3	4	1	8	1.0	8.0	5	0	0	0	0	1	0	2	2	0	0	0	0	0	0	0	
NFL TOTALS		41	14	43	24	19	5	29	5.0	29.0	22	0	0	0	0	1	0	3	2	0	0	0	0	0	0	0	

JIHAD WARD'S NFL POSTSEASON DEFENSIVE STATISTICS

DATE	TEAM	GP	GS	TACKLES							INTERCEPTIONS					FUMBLES			ST				MISC			
				TK	S	A	TFL	YDS	SK	YDS	QBH	NO	YDS	LG	TD	PD	FF	FR	YDS	TK	S	A	FF	FR	S	A
2016	Raiders	0	0	0	0	0	0	0	0.0	0.0	0	0	0	0	0	0	0	0	0	0	0	0	0	0	0	0
2018	Colts	0	0	0	0	0	0	0	0.0	0.0	0	0	0	0	0	0	0	0	0	0	0	0	0	0	0	
2019	Ravens	1	0	2	2	0	0	0	0.0	0.0	2	0	0	0	0	0	0	0	0	0	0	0	0	0	0	
NFL TOTALS		1	0	2	2	0	0	0	0.0	0.0	2	0	0	0	0	0	0	0	0	0	0	0	0	0	0	

SINGLE-GAME HIGHS: DEFENSIVE

Total Tackles 7 at Kansas City Chiefs, Dec 08, 2016
Sacks 1.0 vs. New England Patriots, Nov 03, 2019
 ...4 more at 1.0.
Passes Defensed 1 at Los Angeles Chargers, Sep 08, 2019

Fumble Recoveries 1 vs. New York Jets, Dec 12, 2019
 ...2 more at 1.
Tackles For Loss 1 vs. New England Patriots, Nov 03, 2019
 ...4 more at 1.

2019 GAME-BY-GAME REGULAR SEASON STATISTICS [COLTS/RAVENS]

DATE	OPPONENT	P/S	TACKLES							INTERCEPTIONS					FUMBLES			ST				MISC		W/L	SCORE					
			TK	S	A	SK	YDS	TFL	YDS	QBH	NO	YDS	LG	TD	PD	FF	FR	YDS	TK	S	A	FF	FR			S	A			
09/08	at Chargers	P	0	0	0	0.0	0.0	0	0	1	0	0	0	0	1	0	0	0	0	0	0	0	0	0	0	L	24-30+			
09/15	at Titans	P	0	0	0	0.0	0.0	0	0	0	0	0	0	0	0	0	0	0	0	0	0	0	0	0	0	W	19-17			
09/22	Falcons		INACTIVE																											
09/29	Raiders	P	0	0	0	0.0	0.0	0	0	0	0	0	0	0	0	0	0	0	0	0	0	0	0	0	0	L	24-31			
10/06	at Chiefs		DID NOT PLAY																											
Went from Colts to Ravens.																														
10/13	Bengals	P	2	1	1	0.0	0.0	0	0	0	0	0	0	0	0	0	0	0	0	0	0	0	0	0	0	W	23-17			
10/20	at Seahawks	P	1	0	1	0.0	0.0	0	0	1	0	0	0	0	0	0	0	0	0	0	0	0	0	0	0	W	30-16			
11/03	Patriots	P	1	1	0	1.0	8.0	1	8	1	0	0	0	0	0	0	0	0	0	0	0	0	0	0	0	W	37-20			
11/10	at Bengals	P	1	1	0	0.0	0.0	0	0	0	0	0	0	0	0	0	0	0	0	0	0	0	0	0	0	W	49-13			
11/17	Texans	P	0	0	0	0.0	0.0	0	0	0	0	0	0	0	0	0	0	0	0	0	0	0	0	0	0	W	41-7			
11/25	at Rams	P	0	0	0	0.0	0.0	0	0	1	0	0	0	0	0	0	0	0	0	0	0	0	0	0	0	W	45-6			
12/01	49ers	P	1	0	1	0.0	0.0	0	0	0	0	0	0	0	0	0	0	0	0	0	0	0	0	0	0	W	20-17			
12/08	at Bills	P	0	0	0	0.0	0.0	0	0	0	0	0	0	0	0	1	2	0	0	0	0	0	0	0	0	W	24-17			
12/12	Jets	P	1	0	1	0.0	0.0	0	0	1	0	0	0	0	0	1	0	0	0	0	0	0	0	0	0	W	42-21			
12/22	at Browns	P	0	0	0	0.0	0.0	0	0	0	0	0	0	0	0	0	0	0	0	0	0	0	0	0	0	W	31-15			
12/29	Steelers	P	0	0	0	0.0	0.0	0	0	0	0	0	0	0	0	0	0	0	0	0	0	0	0	0	0	W	28-10			
2019 TOTALS		14-0	7	3	4	1.0	8.0	1	8	5	0	0	0	0	1	0	2	2	0	0	0	0	0	0	0	14-2				

+ - Overtime



98

DEFENSIVE TACKLE

6-1 | 336



BRANDON WILLIAMS

COLLEGE: MISSOURI SOUTHERN ST.

BORN: 2/21/89, KIRKWOOD, MO

EXP. (NFL/RAVENS): 8/8 GP/GS (PLAYOFFS): 97/88 (4/4)



— KEY TRANSACTIONS —

- Re-signed (five-year deal) as an unrestricted free agent with the Baltimore Ravens on 3/13/17
- Selected by the Ravens in the third round (94th overall) of the 2013 NFL Draft

— HONORS —

- Pro Bowl (2018)

— CAREER HIGHLIGHTS —

- In 2019, tallied 34 tackles, 1 sack and 1 FR, helping Baltimore's "D" rank No. 3 in points (17.6) and No. 4 in yards (300.6) allowed per game...Was once again a standout for the Ravens' No. 5 rushing defense (93.4 ypg)
- In 2018, earned his first-career Pro Bowl nod, recording 34 tackles, 1 PD and 1 sack for the league's No. 1 overall (292.9 ypg) and No. 2 scoring (17.9 ppg) defense
- Scored his first-career TD on a fumble recovery in a 27-10 win at Cle. (12/17/17)
- In 2016, anchored the league's No. 5 rush defense (89.4 ypg), recording 51 tackles (34 solo), 1 sack and 1 PD...Williams' 51 total tackles ranked third most among NFL nose tackles
- Produced a career-high 8 tackles (5 solo), including 2 TFL and 1 sack at NYJ (10/23/16)...Also blocked a FG
- In 2015, Williams set career highs in tackles (53), solo stops (35), sacks (2) and PD (2), adding 1 FF
- In 2015, Williams, Jurrell Casey, Kawann Short & Ndamukong Suh were the NFL's only DTs with at least 30 solo tackles, 2 sacks & 2 PD on the season
- Recorded his first-career sack (-5 yards) at Pit. (10/20/13)
- Posted a FR, which later led to a Ravens' TD, in his NFL debut at Buf. (9/29/13)

— PERSONAL —

- Brandon and wife, Alyssa, have two sons, Ryder (8) and Nash (4), and a girl, Rami (1)
- Is a talented singer who enjoys listening to and singing all types of music
- Appeared on the 2018 CBS TV show "Most Valuable Performer" and sang the Bruno Mars song "What I Like"...Teammate K Justin Tucker was also on the show, with Tucker winning the competition
- Considered one of the team's best dancers, particularly known for his "Carlton Dance"
- While in college, worked a part-time job cleaning/hauling porta-potties...Did that for three summers and didn't quit until just eight months before becoming a Raven

2019: (BALTIMORE RAVENS – 14/14, 1/1)

- Recorded 34 tackles, 1 sack and 1 FR in 2019, helping Baltimore's defense rank No. 3 in points (17.6) and No. 4 in yards (300.6) allowed per game...Was again a standout defender for the Ravens' No. 5 rushing defense (93.4 ypg)
- Tallied 6 solo tackles, including 1 TFL, in the Divisional Playoff vs. Ten. (1/11/20)
- Totaled a team-leading 7 tackles and helped the Ravens clinch their second-consecutive playoff berth in the 24-17 victory at Buf. (12/8)
- Recovered a Jimmy Garoppolo fumble forced by S Chuck Clark and tallied 2 tackles in the 20-17 win vs. SF (12/1)
- Recorded 1 sack (-6 yards) as one of the Ravens' season-high 7 sacks, and helped limit the Texans to 232 total yards in the 41-7 victory vs. Hou. (11/17)
- Had a season-high 7 tackles in the 49-13 win at Cin. (11/10)
- Registered a season-high 4 tackles and 2 QBHs in the 30-16 win at Sea. (10/20)
- Part of a defense that limited the Bengals to 250 yards in the 23-17 victory vs. Cin. (10/13)
- Part of a defense that allowed just 269 total yards in the 26-23 OT victory at Pit. (10/6)
- Registered 1 tackle, including 1 TFL, at KC (9/22)
- Posted 1 tackle and 1 QBH for a defense that limited the Cardinals to 20 rushing yards and 2-of-11 (18%) on third down in the 23-17 victory vs. Ari. (9/15)
- Had 2 tackles for a defense that allowed just 200 yards of offense in the 59-10, season-opening win at Mia. (9/8)

2018: (BALTIMORE RAVENS – 16/16, 1/1)

- Earned his first-career Pro Bowl nod, recording 34 tackles, 1 PD and 1 sack for the league's No. 1 overall (292.9 ypg) and No. 2 scoring (17.9 ppg) defense...The Ravens allowed the NFL's fourth-fewest rushing yards per game (82.9)
- Registered 2 tackles (1 solo) for a defense that limited the Chargers to just 243 total yards in the Wild Card game vs. LAC (1/6/19)
- Recorded 1 tackle for a defense that limited the Chargers to a season-low 198 total yards, including just 51 rushing, in the 22-10 win at LAC (12/22)
- Posted 4 total tackles, including a stifling TFL (-3 yards) on third-and-1, for a defense that held the Buccaneers to a season-low 241 total yards in the 20-12 win vs. TB (12/16)
- Started for a defense that held the Falcons to just 131 total yards, including 34 rushing, in the 26-16 win at Atl. (12/2)...The 131 yards marked the fewest by a Falcons team since 1999 (105 yards at SF)



98 BRANDON WILLIAMS

- Started at NT as part of a defensive line that helped hold the Bengals to 255 total yards – including 48 rushing – in the 24-21 win vs. Cin. (11/18)
- Started for a defense that posted franchise records in sacks (11) and passing yards allowed (51) – also permitting the second-fewest total yards (106) in team history – in the 21-0 shutout win at Ten. (10/14)
- Posted 6 tackles and his first sack since 2016 for a defense that registered 10 TFL, 8 PD and 5 sacks at Cle. (10/7)
- Started at DT for a defense that limited Buffalo to just 153 total yards, including 33 yards and 0 first downs in the first half in the season-opening 47-3 win vs. Buf. (9/9)

2017: (BALTIMORE RAVENS – 12/12)

- Posted 30 tackles, 2 PD and 1 FR (which he returned for a TD) for a unit that led the league in both takeaways (34) and INTs (22) and finished ranked 12th overall (325.1 ypg)
- Scored his first-career TD on a 1-yard return following a strip-sack by OLB Za'Darius Smith...The defense produced 4 takeaways in a 27-10 victory at Cle. (12/17)
- Totaled 4 tackles for a defense that produced 3 turnovers and allowed just 66 rushing yards in the win vs. Hou. (11/27)
- Produced 4 tackles (including a game-high 3 for loss), helping anchor a defense that posted a shutout and allowed a season-low 196 yards in a 40-0 win vs. Mia. (10/26)
- In his first game returning from a foot injury, produced 5 tackles (all solo) and 1 PD at Min. (10/22)
- Inactive (foot) in games 3-6
- Registered 3 stops for a unit that forced 5 turnovers (4 INTs and 1 FR) for the second consecutive game in a 24-10 win vs. Cle. (9/17)...Left the game in the third quarter with a foot injury and did not return

2016: (BALTIMORE RAVENS – 16/16)

- Recorded 51 tackles (34 solo), 1 sack and 1 PD for a defense that allowed the NFL's fifth-fewest rushing yards (89.4 ypg) and was the league's seventh-ranked unit (322.1 ypg)...
- Williams' 51 total tackles ranked third most among NFL nose tackles in 2016
- Posted a career-high-tying 6 solo tackles in the 27-26 victory vs. Phi. (12/18)
- Registered 4 tackles (3 solo), including 1 TFL at NE (12/12)
- Played in his 50th-career game and recorded 4 tackles in the 19-14 victory vs. Cin. (11/27)
- Matched his career high of 8 tackles at Dal. (11/20)
- Posted 2 tackles and 1 PD, which led to a DT Timmy Jernigan INT, in the 21-14 win vs. Pit. (11/6)...Part of a defensive unit that allowed just 277 total yards, including 36 rushing
- Tied a career high with 8 tackles, posting 5 solo stops and 1 sack at NYJ (10/23)...Also blocked a FG with 3:09 remaining to keep the Ravens within one scoring possession

- Posted 3 solo tackles as part of a defense that held the Giants to 38 rushing yards at NYG (10/16)
- Recorded 4 tackles (3 solo) for a unit that limited the Jaguars to 216 yards of total offense in the 19-17 win at Jax. (9/25)

2015: (BALTIMORE RAVENS – 16/16)

- Established career highs in tackles (53), solo stops (35), sacks (2) and PD (2), adding 1 FF, for the NFL's eighth-ranked defense (337.4 ypg)
- Ravens finished No. 2 overall (291.1 ypg) and No. 1 vs. the pass (183.3 ypg) over the season's final eight games
- Williams, Jurrell Casey, Kawann Short & Ndamukong Suh were the NFL's only DTs with at least 30 solo tackles, 2 sacks & 2 PD on the season
- Recorded 2 stops for a unit that snapped the Steelers' streak of six-straight 30-point performances in the 20-17 victory vs. Pit. (12/27)
- Notched 2 tackles for a defense that allowed a season-low 8 first downs at Mia. (12/6)
- Forced a fourth-quarter fumble and led D-linemen with 7 tackles (3 solo) for a unit that allowed a season-low 213 total net yards in the 16-13 win vs. STL (11/22)
- Logged 3 solo stops and 1 sack (-10 yards) for a defense that held the Jaguars to 258 total yards vs. Jax. (11/15)
- Registered 1 sack and 3 tackles (all solo) vs. Cle. (10/11)
- Recorded a career-high 8 tackles vs. Cin. (9/27)
- Tallied 7 tackles (6 solo) for a defense that did not allow a TD and held the Broncos to 69 rushing yards at Den. (9/13)

2014: (BALTIMORE RAVENS – 16/14, 2/2)

- Posted 47 tackles (25 solo), a half-sack, a career-high 2 FFs and 1 FR for a defense that allowed the NFL's sixth-fewest points per game (18.9) in 2014
- Started both postseason games, totaling 7 tackles (5 solo) and 1 sack for a defense that produced 7 sacks and allowed just 82 rushing yards
- Posted 5 tackles and a half-sack for a defense that held the Buccaneers to 87 rushing yards at TB (10/12)
- Started his first-career game and posted 2 tackles for a defense that held the Bengals to 29% (4-of-14) vs. Cin. (9/7)

2013: (BALTIMORE RAVENS – 7/0)

- Produced 6 tackles, 1 sack and 1 FR in his rookie year
- Recorded his first-career sack (-5 yards) at Pit. (10/20)
- Recorded his first-career tackle (a TFL) for a defense that allowed 22 rushing yards (fourth fewest by an opponent in franchise history) at Mia. (10/6)
- Recorded his first-career FR in his NFL debut at Buf. (9/29)...Missed the first three contests due to injury (toe)...Started his first-career game and posted 2 tackles for a defense that held the Bengals to 29% (4-of-14) vs. Cin. (9/7)

98 BRANDON WILLIAMS

— COLLEGE —

- Played in 42 games (30 starts) at Missouri Southern State, recording 191 tackles (87 solo), school records with 52.5 TFL (-238 yards) and 27 sacks (-166 yards), 14 PD and 6 FFs
- Earned MIAA Defensive Player of the Year and All-America honors after posting a career-high 68 tackles (31 solo), adding team highs with 5 FFs, 16.5 TFL and 8.5 sacks
- Received All-American, All-MIAA and All-Region first-team accolades as a junior in 2011 and was a consensus All-American selection as a sophomore in 2010...Sat out the 2009 season with a medical redshirt
- Majored in industrial engineering

— HIGH SCHOOL —

- Attended Harmony Prep (Cincinnati, OH) in 2007 after first prepping at Rockwood Summit (Fenton, MO) HS, where he earned All-State and All-Suburban South Conference first-team honors as a team captain in 2006
- Also tabbed the league's Defensive Player of the Year after posting 99 tackles (54 solo), 7 sacks, 2 FRs and 1 INT at DT
- Also received first-team All-League honors in basketball and threw the discus on the track and field team



— WILLIAMS' COMMUNITY IMPACT —

- Is an official spokesman and ambassador for the Maryland Food Bank, using his personal story of food insecurity to help bring awareness to the food bank and its long- and short-term programs
- Annually assists the Ravens in their food collection efforts through community events and monetary/food donations
- Participated in Ravens' Inaugural Caw to Action – a celebration of the NFL's Huddle for 100 efforts through assembling care packages for deployed soldiers (2019)
- Joined Nick and Kristina Boyle's Flag Football game with teammates and students from St. Vincent's Villa (2019)
- Battled overseas military members in video game competitions in the Ravens' first Pros vs. GI Joes tournament (2018)
- Participated in the announcement of the HVAC donation from the Players' Social Justice Fund at Lakewood Elementary School (2018)
- Attended the Maryland Food Bank's "Summer Club" Kickoff (2018)
- Attended the announcement of the Baltimore Ravens five-year partnership with Up2Us Sports, which will help continue the team's social responsibility efforts to improve the Baltimore community through youth sports (2018)
- Participated in a police ride along with law enforcement officials in West Baltimore to meet with local youth and discuss topics surrounding social justice (2017)
- Partnered with the Ravens and Southwest Airlines to trade places with airline employees in order to greet fans departing on flights from Baltimore/Washington International Thurgood Marshall airport (2017)
- Participated in the Players Philanthropy Fund's Beltway Boards & Brews Cornhole Tournament at the Baltimore Museum of Industry (2017)
- Joined the Ravens at Abbottston Elementary School for the unveiling of the first-ever Ravens Bookmobile and delivered books to students in support of the team's efforts to help improve literacy and education in Baltimore in partnership with The Maryland Book Bank and Baltimore Reading Partners (2016)
- Adopted the Westport Boys & Girls Club in 2016 and continues to support youth in this organization by hosting numerous events, including Thanksgiving dinners, holiday parties and school supply distributions
- Joined Baltimore County Animal Services in the launch of their public service outreach campaign called Not Always a Tough Guy, encouraging people to open their hearts to homeless cats and dogs and to take advantage of low-cost vaccinations and services offered by the county (2016)
- Joined PHIT America and the Sports & Fitness Industry Association on Capitol Hill to help fight the issue of physical inactivity and to help Get America Moving (2016)
- Served as a host for the Goodwill Gridiron Halloween Party, a fundraiser with proceeds benefitting Goodwill Industries of the Chesapeake (2014-15)
- Supported the NFL and the Ravens' PLAY 60 initiatives by participating in kickoff assemblies at Lyons Mill Elementary, Essex Elementary and Baltimore Highlands Elementary (2014-15)
- Participated in the White House Easter Egg Roll as part of First Lady Michelle Obama's Let's Move initiative (2015-16)
- Advocate for Show Your Soft Side, a campaign to combat the alarming incidence of animal abuse in Baltimore (2015)
- Represented the Ravens at the annual Champions of Courage breakfast, hosted by M&T Bank (2015)

98 BRANDON WILLIAMS

- Joined teammates in support of the NFL Salute to Service and PLAY 60 campaign efforts for the second annual youth football clinic held at Ft. Meade for 200 children whose parents serve or have served in the U.S. Military (2014)
- Volunteered with teammates and Ravens staff to support Habitat for Humanity of the Chesapeake in the building of 18 brand new rowhomes, three of which were funded by the Ravens Foundation, Inc (2013)...Presented keys for those three rowhomes to new homeowners in an unveiling ceremony (2014)
- Participated as a judge for the talent show at Magnolia Middle School, put on as part of a presentation for the winner of the Touchdown for Teachers program (2014)
- Joined teammates in visiting patients at MedStar Union Memorial Medical Center to uplift their spirits (2014)
- Visited Federal Hill Preparatory School, winner of the NFL Super School title in the Baltimore area (2013)
- Supports the community efforts of his teammates by attending former player Lardarius Webb's annual charity softball game (2014-16) and director of player engagement Jameel McClain's free football camp (2016)
- Participated in team events, the United Way's annual Hometown Huddle Ravens' TEAM Challenge event (2014) and served as a celebrity shopper at Holiday Helpers, the team's annual youth holiday shopping event at Target (2013-14)

BRANDON WILLIAMS' NFL REGULAR SEASON DEFENSIVE STATISTICS

DATE	TEAM	GP	GS	TACKLES								INTERCEPTIONS					FUMBLES			ST				MISC				
				TK	S	A	TFL	YDS	SK	YDS	QBH	NO	YDS	LG	TD	PD	FF	FR	YDS	TK	S	A	FF	FR	S	A		
2013	Ravens	7	0	6	3	3	2	7	1.0	5.0	1	0	0	0	0	0	0	0	1	0	0	0	0	0	0	0	0	0
2014	Ravens	16	14	47	25	22	2	9	0.5	4.5	2	0	0	0	0	0	0	2	1	0	0	0	0	0	0	0	0	
2015	Ravens	16	16	53	35	18	9	29	2.0	19.0	4	0	0	0	0	2	1	0	0	0	0	0	0	0	0	0	0	
2016	Ravens	16	16	51	34	17	4	8	1.0	3.0	2	0	0	0	0	1	0	0	0	0	0	0	0	0	0	0	0	
2017	Ravens	12	12	30	18	12	5	13	0.0	0.0	2	0	0	0	0	2	0	1	1	0	0	0	0	0	0	0	0	
2018	Ravens	16	16	34	21	13	3	12	1.0	8.0	1	0	0	0	0	1	0	0	0	0	0	0	0	0	0	0	0	
2019	Ravens	14	14	34	13	21	2	8	1.0	6.0	5	0	0	0	0	0	0	1	0	0	0	0	0	0	0	0	0	
NFL TOTALS		97	88	255	149	106	27	86	6.5	45.5	17	0	0	0	0	6	3	4	1	0	0	0	0	0	0	0	0	

BRANDON WILLIAMS' NFL POSTSEASON DEFENSIVE STATISTICS

DATE	TEAM	GP	GS	TACKLES								INTERCEPTIONS					FUMBLES			ST				MISC			
				TK	S	A	TFL	YDS	SK	YDS	QBH	NO	YDS	LG	TD	PD	FF	FR	YDS	TK	S	A	FF	FR	S	A	
2014	Ravens	2	2	7	5	2	2	12	1.0	9.0	2	0	0	0	0	0	0	0	0	0	0	0	0	0	0	0	0
2018	Ravens	1	1	2	1	1	0	0	0.0	0.0	0	0	0	0	0	0	0	0	0	0	0	0	0	0	0	0	0
2019	Ravens	1	1	6	5	1	1	4	0.0	0.0	0	0	0	0	0	0	0	0	0	0	0	0	0	0	0	0	0
NFL TOTALS		4	4	15	11	4	3	16	1.0	9.0	2	0	0	0	0	0	0	0	0	0	0	0	0	0	0	0	0

SINGLE-GAME HIGHS: DEFENSIVE

Total Tackles	8 at Dallas Cowboys, Nov 20, 2016 ...2 more at 8.	Forced Fumbles	1 vs. St. Louis Rams, Nov 22, 2015 ...2 more at 1.
Sacks	1.0 vs. Houston Texans, Nov 17, 2019 ...5 more at 1.0.	Fumble Recoveries	1 vs. San Francisco 49ers, Dec 01, 2019 ...3 more at 1.
Passes Defensed	1 at Pittsburgh Steelers, Sep 30, 2018 ...5 more at 1.	Tackles For Loss	3 vs. Miami Dolphins, Oct 26, 2017

98 BRANDON WILLIAMS

2019 GAME-BY-GAME REGULAR SEASON STATISTICS (RAVENS)

DATE	OPPONENT	P/S	TACKLES								INTERCEPTIONS					FUMBLES			ST				MISC		W/L	SCORE											
			TK	S	A	SK	YDS	TFL	YDS	QBH	NO	YDS	LG	TD	PD	FF	FR	YDS	TK	S	A	FF	FR	S			A										
09/08	at Dolphins	S	2	0	2	0.0	0.0	0	0	0	0	0	0	0	0	0	0	0	0	0	0	0	0	0	0	0	W	59-10									
09/15	Cardinals	S	0	0	0	0.0	0.0	0	0	1	0	0	0	0	0	0	0	0	0	0	0	0	0	0	0	W	23-17										
09/22	at Chiefs	S	1	1	0	0.0	0.0	1	2	0	0	0	0	0	0	0	0	0	0	0	0	0	0	0	0	L	28-33										
09/29	Browns		INACTIVE																																	L	25-40
10/06	at Steelers	S	2	0	2	0.0	0.0	0	0	0	0	0	0	0	0	0	0	0	0	0	0	0	0	0	0	W	26-23+										
10/13	Bengals	S	1	1	0	0.0	0.0	0	0	0	0	0	0	0	0	0	0	0	0	0	0	0	0	0	0	W	23-17										
10/20	at Seahawks	S	4	2	2	0.0	0.0	0	0	2	0	0	0	0	0	0	0	0	0	0	0	0	0	0	0	W	30-16										
11/03	Patriots	S	1	0	1	0.0	0.0	0	0	1	0	0	0	0	0	0	0	0	0	0	0	0	0	0	0	W	37-20										
11/10	at Bengals	S	7	1	6	0.0	0.0	0	0	0	0	0	0	0	0	0	0	0	0	0	0	0	0	0	0	W	49-13										
11/17	Texans	S	1	1	0	1.0	6.0	1	6	1	0	0	0	0	0	0	0	0	0	0	0	0	0	0	0	W	41-7										
11/25	at Rams	S	1	0	1	0.0	0.0	0	0	0	0	0	0	0	0	0	0	0	0	0	0	0	0	0	0	W	45-6										
12/01	49ers	S	2	2	0	0.0	0.0	0	0	0	0	0	0	0	0	1	0	0	0	0	0	0	0	0	0	W	20-17										
12/08	at Bills	S	7	4	3	0.0	0.0	0	0	0	0	0	0	0	0	0	0	0	0	0	0	0	0	0	0	W	24-17										
12/12	Jets	S	3	1	2	0.0	0.0	0	0	0	0	0	0	0	0	0	0	0	0	0	0	0	0	0	0	W	42-21										
12/22	at Browns	S	2	0	2	0.0	0.0	0	0	0	0	0	0	0	0	0	0	0	0	0	0	0	0	0	0	W	31-15										
12/29	Steelers		ON INACTIVE LIST																																	W	28-10
2019 TOTALS		14-14	34	13	21	1.0	6.0	2	8	5	0	0	0	0	0	0	1	0	0	0	0	0	0	0	0	14-2											

+ - Overtime

WILLIAMS ANCHORS RUN "D"

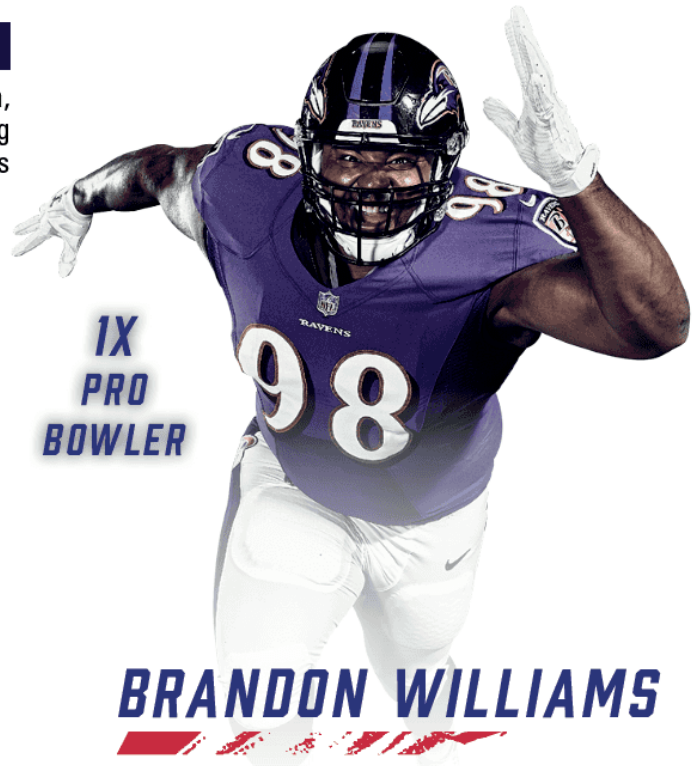
Pro Bowl DT Brandon Williams is one of the NFL's top D-linemen, helping Baltimore regularly produce a stout run defense. Dating back to '14, when he became a full-time starter, Baltimore has been especially stout vs. opposing ground games.

NFL RUSHING YARDS ALLOWED PER GAME (Since 2014)

1. Baltimore Ravens94.8
2. Seattle Seahawks100.1
3. Pittsburgh Steelers100.5
4. New York Jets101.1
5. Dallas Cowboys101.6

NFL RUSHING AVG. YARDS PER CARRY ALLOWED (Since 2014)

1. New York Jets3.86
2. Denver Broncos3.90
3. Baltimore Ravens3.92
4. Tampa Bay Buccaneers4.00
5. Tennessee Titans4.02



BRANDON WILLIAMS



95 DEREK WOLFE

DEFENSIVE END
6-5 | 285

COLLEGE: CINCINNATI

BORN: 2/24/90, EAST LIVERPOOL, OHIO

EXP. (NFL/RAVENS): 9/1 GP/GS (PLAYOFFS): 108/108 (5/5)



— KEY TRANSACTIONS —

- Signed a one-year deal with the Baltimore Ravens as an unrestricted free agent (Den.) on 3/31/20
- Placed on Injured Reserve (elbow) on 12/2/19
- Placed on Injured Reserve (neck) on 12/5/17
- Re-signed with the Broncos on 1/15/16
- Placed on Injured Reserve (illness) on 1/14/14
- Originally selected by the Denver Broncos in the second round (36th overall) of the 2012 NFL Draft

— HONORS —

- AFC Defensive Player of the Week (Week 8, 2015)

— CAREER HIGHLIGHTS —

- Since entering the league in 2012, has started all 108 regular season games and five postseason contests he has appeared in
- Entering 2020, owns 299 tackles (180 solo), 33 sacks, 15 PD, 1 INT, 1 FF and 2 FRs
- In 2019, posted a career-best 7 sacks, to go along with 34 tackles (22 solo), 1 PD and 1 FF
- Started all 16 games in 2018 and collected 43 tackles (22 solo), 1.5 sacks, 3 TFL, 6 PD and 1 FR
- Produced a career-best 51 tackles (33 solo) in 2016, adding 5.5 sacks, 4 TFL and 4 PD
- Helped Denver finish as the highest-ranked pass defense (185.8 avg.) and fourth-best total defense (316.1 ypg) in 2016
- Contributed to a Denver defense that finished ranked as the league's best (283.1 avg.) in 2015, en route to capturing the Super Bowl 50 title for Denver's third Lombardi Trophy in franchise history
- Named AFC Defensive Player of the Week after posting 7 tackles (3 solo) and 1 TFL vs. GB (11/1/15)
- Opened all 16 contests in 2012 to join Barney Chavous (1973) as the only Broncos defensive lineman to start every game as a rookie

— PERSONAL —

- Named the recipient of the 2015 Lou Holtz/Ohio Valley Hall of Fame Banquet's Lifetime Achievement Award
- Almost declared for the 2011 draft after his junior year because he only had seven dollars to his name, but changed his mind after speaking with his former head coach at Cincinnati, Butch Jones
- As a teenager, was unable to find a permanent home for several years until moving in with the family of his friend, Logan Hoppel

2019: (DENVER BRONCOS – 12/12)

- In only 12 games, totaled a career-high 7 sacks (-41 yards), which ranked second on the team behind OLB Von Miller (8)...Added 34 tackles (22 solo), 8 TFL, 1 FF and 1 PD, before suffering a season-ending elbow injury in Week 13 against the Chargers
- Tied his season-high mark of 2 sacks and 2 TFL for his third two-sack performance of the 2019 campaign...Added 5 tackles (2 solo) vs. LAC (12/1), before leaving with an injury in the fourth quarter...Was placed on IR the next day (12/2)
- Registered 5 tackles (3 solo), 1 sack, 1 TFL and 1 PD vs. Cle. (11/3), marking his fourth-straight game of at least 1 TFL and second-consecutive game with a sack
- Forced a QB Jacoby Brissett fumble in the fourth quarter of a one-score game at Ind. (10/27)...Added 2 sacks and 1 TFL
- Registered his first multi-sack performance of the season, collecting 1 sack of QB Marcus Mariota and 1 sack of QB Ryan Tannehill in a shutout victory vs. Ten. (10/13)...Also helped limit RB Derrick Henry to a season-low 28 yards on 15 attempts (1.9 avg.)

2018: (DENVER BRONCOS – 16/16)

- Started all 16 games and collected 43 tackles (22 solo), 1.5 sacks, 3 TFL, 6 PD and 1 FR...Added his first-career INT
- Recovered a QB Baker Mayfield fumble to halt a Browns' 16-play drive that lasted over 9 minutes vs. Cle. (12/15)
- Collected a season-high 6 tackles (4 solo) at SF (12/9)
- Sacked QB Deshaun Watson...Added 4 tackles (all solo) and 1 TFL vs. Hou. (11/4)
- Recorded 3 tackles (2 solo) and 1 PD that led to a LB Todd Davis INT return for a TD at Ari. (10/18)
- Recorded his first-career INT...Added 3 tackles (2 solo), a half sack and 2 PD at NYJ (10/7)
- Registered 5 tackles (2 solo) and 2 PD at Bal. (9/23)

2017: (DENVER BRONCOS – 11/11)

- Started all 11 games played, recording 31 tackles (16 solo), 2 sacks and 6 TFL before being placed on Injured Reserve (neck) on 12/5
- Posted a career-high 3 TFL, a season-high 5 tackles (all solo) and added 1 sack vs. Cin. (11/19)
- Collected 3 tackles (2 solo), 1 sack and posted his third-consecutive game with 1 TFL vs. Oak. (10/1)

2016: (DENVER BRONCOS – 14/14)

- Started all 14 games played and finished with a career-best 51 tackles (33 solo), 5.5 sacks, 4 TFL and 4 PD...Helped Denver finish as the highest-ranked pass defense (185.8 avg.) and fourth-best total defense (316.1 ypg)

95 DEREK WOLFE

- Tied for the team lead with 6 tackles (all solo) at Jax. (12/4)
- Posted a season-high 8 tackles (5 solo), 1 sack and 1 TFL vs. KC (11/27)
- Notched a career-best 2.5 sacks and 5 QBHs...Added 6 tackles (4 solo) and 2 TFL at TB (10/2) as Denver won its fourth-straight game to open the season
- Registered 4 tackles (3 solo), 1.5 sacks, 1 TFL and 1 PD vs. Ind. (9/18)

2015: (DENVER BRONCOS – 12/12, 3/3)

- Posted 49 tackles (33 solo), 5.5 sacks, 1 PD and tied a career high with 9 TFL as an integral member of a Denver unit that finished as the NFL's No. 1 overall defense (283.1 ypg), No. 1 overall pass defense (199.6 ypg) and No. 3 overall rush defense (83.6 ypg)
- Collected 15 tackles (9 solo), 2.5 sacks, 2 TFL and 1 PD in the Broncos' three postseason contests, concluding with Denver winning Super Bowl 50 and hoisting the Lombardi Trophy for the third time in franchise history
- Notched 5 tackles (2 solo) and a half-sack in Denver's Super Bowl 50 victory vs. Car. (2/7/16)...Finished with at least a half-sack in seven-straight contests going back to Week 14 of the regular season and in nine of his last 10 games overall
- Posted a team-high 6 tackles (all solo), 1 sack, 1 TFL and 1 PD in the AFC Championship vs. NE (1/24/16)
- Tallied 1 sack of QB Ben Roethlisberger, 4 tackles (1 solo) and 1 TFL in the Divisional game vs. Pit. (1/17/16)
- Led the team with a career-best 9 tackles (7 solo) and 2 TFL...Added 1 sack of QB Tom Brady vs. NE (11/29)...Helped hold the Patriots' offense to 2-of-13 (15%) on third down
- Became the first Broncos' DL to receive AFC Defensive Player of the Week honors since DE Elvis Dumervil (2007, Week 14) after leading the team with 7 tackles (3 solo) and adding 1 TFL vs. GB (11/1)...Helped limit Green Bay's passing game to just 50 net yards, as Denver improved to 7-0 on the season for just the second time in team history

2014: (DENVER BRONCOS – 16/16, 1/1)

- Totaled 35 tackles (20 solo), 1.5 sacks and 1 PD...Contributed to a defensive line that allowed just 79.8 rushing yards per game, marking the lowest single-season figure in team history and ranking second in the NFL, trailing only Detroit (69.3 ypg)
- Blocked his first-career FGA at SD (12/14)
- Tied a season high with 5 tackles (4 solo) at NE (11/2)
- Recorded a season-high 5 tackles (1 solo) and 1 PD in a 31-17 victory at NYJ (10/12)

2013: (DENVER BRONCOS – 11/11)

- Started the first 11 games of the season and registered 16 tackles (11 solo), 4 sacks and his first-career FR...Was placed on Injured Reserve (illness) on 1/14/14
- Tallied his third-consecutive 1-sack and 1-TFL performance at SD (11/10)

- Recovered his first-career fumble and sacked QB Robert Griffin III vs. Was. (10/27)
- Made a season-high 4 tackles (3 solo), including 2 TFL, in a Week 1 victory vs. Bal. (9/5)

2012: (DENVER BRONCOS – 16/16, 1/1)

- Opened all 16 regular season games, as well as Denver's postseason contest, to join Barney Chavous (1973) as the only defensive linemen in Broncos history to start every game as a rookie
- Finished third on the team with 6 sacks and added 40 tackles (24 solo), 9 TFL and 2 PD...Contributed to a defensive line that allowed just 290.8 yards per game, which ranked second in the NFL, trailing only Pittsburgh (275.8 ypg)
- Recorded 3 tackles (2 solo) in the Divisional Playoff game vs. Bal. (1/12/13)
- Sacked QB Brady Quinn in the second quarter to mark his third-consecutive game with a sack vs. KC (12/30)...Added 1 TFL and 1 PD in the 38-3 victory as Denver finished the regular season with 11-consecutive wins
- Became just the sixth Broncos rookie to register a sack in the team's season opener when he dropped QB Ben Roethlisberger for a 9-yard loss vs. Pit. (9/9)

— COLLEGE —

- Appeared in 45 games (38 starts) at the University of Cincinnati, totaling 161 tackles (89 solo), 19.5 sacks, 3 FFs, 3 FRs and 2 PD...Finished his Bearcats' career ranking fourth on the school's all-time sacks list
- Named Big East Conference co-Defensive Player of the Year and earned second-team All-American honors as a senior
- Recorded 70 tackles (37 solo), 9.5 sacks and 2 FFs as a senior...Ranked No. 1 among FBS DTs and No. 5 in the nation with 21.5 TFL – which ranks No. 4 in school history
- As a junior in 2010, totaled 48 tackles (29 solo), 4 sacks and 1 PD to earn second-team All-Conference honors from *The NFL Draft Report*
- Contributed as a 13-game starter in his sophomore campaign, racking up 41 tackles (21 solo), 5 sacks, 1 FF and 1 FR
- As a true freshman, earned time in seven games as a DT
- Recorded first-career sack on the final play of the game against Syracuse in the home finale, setting off UC's Big East Championship celebration
- In April 2011, recognized as the All-American Strength and Conditioning Athlete of the Year by the National Strength and Conditioning Association (NSCA)
- Majored in criminal justice at Cincinnati and was named to the Big East Academic Honor Roll as a senior

— HIGH SCHOOL —

- Prepped at Beaver Local (Lisbon, OH) HS, earning three letters as a DE, OLB, TE and OT
- Finished his prep career with 205 total tackles



95 DEREK WOLFE

- As a senior (2007), collected 78 tackles and 7 sacks to earn Division III All-Ohio, All-Ohio Valley Athletic Conference, All-Eastern District & All-Ohio Valley Class AAAA first-team honors
- Competed on the school's powerlifting team and qualified for the state finals as a junior and senior



— WOLFE'S COMMUNITY IMPACT —

- Wolfe and his wife, Abigail, made a \$10,000 donation to help the YMCA of Metro Denver provide relief efforts to community members and families in need during the COVID-19 pandemic (2020)
- Donated \$1 million to high school alma mater Beaver Local School District (2020)

DEREK WOLFE'S NFL REGULAR SEASON DEFENSIVE STATISTICS

DATE	TEAM	GP	GS	TACKLES							INTERCEPTIONS					FUMBLES			ST					MISC							
				TK	S	A	TFL	YDS	SK	YDS	QBH	NO	YDS	LG	TD	PD	FF	FR	YDS	TK	S	A	FF	FR	S	A					
2012	Broncos	16	16	40	26	14	9	0	6.0	41.0	8	0	0	0	0	2	0	0	0	0	0	0	0	0	0	0	0	0	0	0	0
2013	Broncos	11	11	16	11	5	7	36	4.0	34.0	8	0	0	0	0	0	0	1	1	1	0	0	0	0	0	0	0	0	0	0	
2014	Broncos	16	16	35	24	11	0	0	1.5	1.0	5	0	0	0	0	1	0	0	0	0	0	0	0	0	0	0	0	0	0	0	
2015	Broncos	12	12	49	35	14	9	39	5.5	38.5	13	0	0	0	0	1	0	0	0	0	0	0	0	0	0	0	0	0	0	0	
2016	Broncos	14	14	51	38	13	4	21	5.5	32.0	19	0	0	0	0	4	0	0	0	0	0	0	0	0	0	0	0	0	0	0	
2017	Broncos	11	11	31	18	13	6	30	2.0	13.0	6	0	0	0	0	0	0	0	0	0	0	0	0	0	0	0	0	0	0	0	
2018	Broncos	16	16	43	31	12	3	11	1.5	13.5	6	1	2	2	0	6	0	1	0	0	0	0	0	0	0	0	0	0	0	0	
2019	Broncos	12	12	34	23	11	8	47	7.0	41.0	12	0	0	0	0	1	1	0	0	0	0	0	0	0	0	0	0	0	0	0	
NFL TOTALS		108	108	299	206	93	46	184	33.0	214.0	77	1	2	2	0	15	1	2	1	0	0	0	0	0	0	0	0	0	0	0	

DEREK WOLFE'S NFL POSTSEASON DEFENSIVE STATISTICS

DATE	TEAM	GP	GS	TACKLES							INTERCEPTIONS					FUMBLES			ST					MISC						
				TK	S	A	TFL	YDS	SK	YDS	QBH	NO	YDS	LG	TD	PD	FF	FR	YDS	TK	S	A	FF	FR	S	A				
2012	Broncos	1	1	3	2	1	0	0	0.0	0.0	0	0	0	0	0	0	0	0	0	0	0	0	0	0	0	0	0	0	0	0
2013	Broncos	0	0	0	0	0	0	0	0.0	0.0	0	0	0	0	0	0	0	0	0	0	0	0	0	0	0	0	0	0	0	0
2014	Broncos	1	1	3	2	1	0	0	0.0	0.0	2	0	0	0	0	0	0	0	0	0	0	0	0	0	0	0	0	0	0	0
2015	Broncos	3	3	15	10	5	2	10	2.5	15.0	5	0	0	0	0	1	0	0	0	0	0	0	0	0	0	0	0	0	0	0
NFL TOTALS		5	5	21	14	7	2	10	2.5	15.0	7	0	0	0	0	1	0	0	0	0	0	0	0	0	0	0	0	0	0	0

SINGLE-GAME HIGHS: DEFENSIVE

Total Tackles	9 vs. New England Patriots, Nov 29, 2015	Fumble Recoveries	1 vs. Cleveland Browns, Dec 15, 2018
Sacks	2.5 at Tampa Bay Buccaneers, Oct 02, 2016		...1 more at 1.
Passes Defensed	2 at New York Jets, Oct 07, 2018	Tackles For Loss	3 vs. Cincinnati Bengals, Nov 19, 2017
	...1 more at 2.	Interceptions	1 at New York Jets, Oct 07, 2018
Forced Fumbles	1 at Indianapolis Colts, Oct 27, 2019	Interception Return Yards	2 at New York Jets, Oct 07, 2018

2019 GAME-BY-GAME REGULAR SEASON STATISTICS (BRONCOS)

DATE	OPPONENT	P/S	TACKLES							INTERCEPTIONS					FUMBLES			ST					MISC				
			TK	S	A	SK	YDS	TFL	YDS	QBH	NO	YDS	LG	TD	PD	FF	FR	YDS	TK	S	A	FF	FR	S	A	W/L	SCORE
09/09	at Raiders	S	3	1	2	0.0	0.0	0	0	0	0	0	0	0	0	0	0	0	0	0	0	0	0	0	L	16-24	
09/15	Bears	S	5	4	1	0.0	0.0	1	1	0	0	0	0	0	0	0	0	0	0	0	0	0	0	0	L	14-16	
09/22	at Packers	S	1	1	0	0.0	0.0	0	0	0	0	0	0	0	0	0	0	0	0	0	0	0	0	L	16-27		
09/29	Jaguars	S	3	2	1	0.0	0.0	0	0	2	0	0	0	0	0	0	0	0	0	0	0	0	0	L	24-26		
10/06	at Chargers	S	1	1	0	0.0	0.0	0	0	0	0	0	0	0	0	0	0	0	0	0	0	0	0	W	20-13		
10/13	Titans	S	3	3	0	2.0	16.0	2	16	2	0	0	0	0	0	0	0	0	0	0	0	0	0	W	16-0		
10/17	Chiefs	S	3	2	1	0.0	0.0	1	5	0	0	0	0	0	0	0	0	0	0	0	0	0	0	L	6-30		
10/27	at Colts	S	3	2	1	2.0	6.0	1	6	2	0	0	0	0	0	1	0	0	0	0	0	0	0	L	13-15		
11/03	Browns	S	5	4	1	1.0	5.0	1	5	2	0	0	0	0	1	0	0	0	0	0	0	0	0	W	24-19		
11/17	at Vikings	S	0	0	0	0.0	0.0	0	0	0	0	0	0	0	0	0	0	0	0	0	0	0	0	L	23-27		
11/24	at Bills	S	2	1	1	0.0	0.0	0	0	1	0	0	0	0	0	0	0	0	0	0	0	0	0	L	3-20		
12/01	Chargers	S	5	2	3	2.0	14.0	2	14	3	0	0	0	0	0	0	0	0	0	0	0	0	0	W	23-20		
12/08	at Texans										INJURED RESERVE											W	38-24				
12/15	at Chiefs										INJURED RESERVE											L	3-23				
12/22	Lions										INJURED RESERVE											W	27-17				
12/29	Raiders										INJURED RESERVE											W	16-15				
2019 TOTALS		12-12	34	23	11	7.0	41.0	8	47	12	0	0	0	0	1	1	0	0	0	0	0	0	0	0	7-9		



25 TAVON YOUNG

CORNERBACK
5-9 | 185

COLLEGE: TEMPLE

BORN: 3/14/94, OXON HILL, MD

EXP. (NFL/RAVENS): 5/5 GP/GS (PLAYOFFS): 31/17



— KEY TRANSACTIONS —

- Placed on Injured Reserve (neck) on 8/31/19
- Re-signed (four-year contract, three-year extension) with Baltimore on 2/22/19
- Placed on Injured Reserve on 9/1/17 after suffering a knee injury during 2017 June OTAs
- Selected by the Ravens in the fourth round (104th overall) of the 2016 NFL Draft...Young was the first of five players selected in the fourth round

— CAREER HIGHLIGHTS —

- In 2018, tallied 36 tackles (34 solo), 5 PD, 2 sacks, 2 FR-TDs and 1 INT for the league's No. 1 overall (292.9 ypg) and No. 2 scoring (17.9 ppg) defense...His 62-yard-long FR-TD at LAC stands as a franchise record
- Was one of four NFL players to score multiple defensive TDs (both FRs) in 2018
- Posted his second scoop-and-score of the 2018 season, returning a FR a franchise-record 62 yards to seal the Ravens' victory at LAC (12/22/18)
- Scored the first TD of his career when he ran 12 yards after recovering a FF in the 26-16 win at Atl. (12/2/18)
- Became the second Ravens DB (Bennie Thompson, 3 on 11/10/96 at Jax.) ever to record at least 2 sacks in a game in the 47-3 season-opening win vs. Buf. (9/9/18)
- In the first start of Young's career, intercepted QB Eli Manning at NYG (10/16/16)
- Recorded his first-career INT and posted 3 special teams tackles at Jax. (9/25/16)
- Scored Baltimore's first 2 points on a defensive 2-point conversion, when he scooped up a blocked PAT and returned it for a score in a 25-20 win at Cle. (9/18/17)

— PERSONAL —

- Majored in adult and organizational development

- Scored his second TD of the season, returning a game-sealing FR 62 yards in the 22-10 win at LAC (12/22)...His 2 FR-TDs in 2018 tie (Adalius Thomas, 2005) for the most in Ravens single-season history
- Scored the first TD of his career when he ran 12 yards for paydirt after recovering a FF by ILB Patrick Onwuasor in the 26-16 win at Atl. (12/2)
- Recorded 4 solo tackles vs. Pit. (11/4) before leaving the game in the fourth quarter with an ankle injury
- Recorded his third-career INT, adding 4 solo tackles, for a "D" that registered 10 TFL, 8 PD and 5 sacks at Cle. (10/7)
- After spending the 2017 season on IR (knee), had a dominant first game by posting 3 tackles, a career-high 2 sacks (-7 yards) and 1 PD in the 47-3 win vs. Buf. (9/9)

2017: (BALTIMORE RAVENS – 0/0, INJURED RESERVE)

- Missed the season due to a knee injury sustained in June OTAs and was placed on Injured Reserve on 9/1

2016: (BALTIMORE RAVENS – 16/11)

- Started 11 games as a rookie, tallying 50 tackles (41 solo), 2 INTs (returned 22 yards), 8 PD and 1 FR for a defense that finished first in the league with 18 INTs (tied, SD and KC), allowed the NFL's fifth-fewest rushing yards (89.4 ypg) and was the league's seventh-ranked unit (322.1 ypg)
- Helped Baltimore become one of three teams (Den. & Sea.) to rank in the NFL's Top 10 in total defense in three-straight seasons (2014-16)
- Posted a career-high-tying 2 PD and notched 4 solo tackles in the 19-14 victory vs. Cin. (11/27)
- Tallied 4 stops and 2 PD for a defense that limited the Browns to 144 yards of total offense, marking the eighth fewest in Ravens history, in the 28-7 win vs. Cle. (11/10)
- Started and posted a career-high 6 tackles at NYJ (10/23)
- Notched his first-career start and returned a QB Eli Manning INT 16 yards to put the Ravens in scoring position at NYG (10/16)
- Posted his first-career FR after DE Lawrence Guy forced a fumble in the fourth quarter vs. Oak. (10/2)
- Recorded his first-career INT, which he secured off a tipped pass from DT Timmy Jernigan, in the 19-17 win at Jax. (9/25)...Also was a standout performer on special teams, posting 3 tackles
- Notched 2 solo stops in a come-from-behind win at Cle. (9/18)...The 20-point turnaround marked the Ravens' second-largest comeback victory in team history...Young scored the team's first 2 points on a defensive 2-point conversion, when he scooped up a blocked PAT (Lawrence Guy) and returned it for the score

2019: (BALTIMORE RAVENS – 0/0)

- Spent the entire 2019 season on Injured Reserve after suffering a neck injury in the preseason

2018: (BALTIMORE RAVENS – 15/6, 0/0)

- Tallied 36 tackles (34 solo), 5 PD, 2 sacks, 2 FR-TDs and 1 INT for the league's No. 1 overall (292.9 ypg) and No. 2 scoring (17.9 ppg) defense...His 62-yard-long FR-TD at LAC stands as a franchise record...Was one of four NFL players to score multiple defensive TDs in 2018
- Was a gameday inactive (groin) in the Wild Card game vs. LAC (1/6/19)



25 TAVON YOUNG

— COLLEGE —

- Played in 48 career games (32 starts), posting 127 tackles (99 solo), 2.5 sacks (-20 yards), 8 TFL (-34 yards), 21 PD, 7 INTs (157 return yards), 2 FFs and 3 FRs...Scored on 2 TD returns (an INT and FR)
- Produced 41 tackles (29 solo), a career-high 5 TFL (-13 yards), 1 sack and finished second on the team with 7 PD as a senior in 2015, earning a trip to the 2016 Senior Bowl
- In 2014, led the team in INTs (4) and the AAC in INT return yards (153), returning 1 for a TD...Amassed 23 tackles (22 solo), 1 FR-TD, 1 INT-TD and ranked third in the conference with 9 PD, earning honorable mention All-AAC honors
- Racked up 51 tackles (39 solo), 1 TFL (-4 yards), 1 INT, 1 FF, 1

FR and a team-leading 5 PD in 2013

- Became one of just four true freshman to start in 2012, registering 12 tackles (9 solo), 2 INTs, 2 TFL (-17 yards), 2 PD, 1 FF, 1 FR and 1.5 sacks

— HIGH SCHOOL —

- Prepped at Potomac (Oxon Hill, MD) HS, where as a senior, he was named first-team All-League, All-Metro and a Chick-fil-A Challenge All-Star
- Earned first-team All-State, All-League and All-County honors as a junior in 2010 after posting 31 tackles, 12 PD, 7 INTs and 1 FR...Also had 35 receptions for 9 TDs and 3 return TDs for the Wolverines
- Also lettered in track and basketball

TAVON YOUNG'S NFL REGULAR SEASON DEFENSIVE STATISTICS

DATE	TEAM	GP	GS	TACKLES							INTERCEPTIONS					FUMBLES			ST					MISC		
				TK	S	A	TFL	YDS	SK	YDS	QBH	NO	YDS	LG	TD	PD	FF	FR	YDS	TK	S	A	FF	FR	S	A
2016	Ravens	16	11	50	41	9	2	4	0.0	0.0	1	2	22	16	0	8	0	1	0	3	3	0	0	0	0	0
2017	Ravens	0	0	0	0	0	0	0	0.0	0.0	0	0	0	0	0	0	0	0	0	0	0	0	0	0	0	
2018	Ravens	15	6	36	34	2	5	12	2.0	7.0	2	1	0	0	0	5	0	2	74	1	1	0	0	1	0	0
2019	Ravens	0	0	0	0	0	0	0	0.0	0.0	0	0	0	0	0	0	0	0	0	0	0	0	0	0	0	
NFL TOTALS		31	17	86	75	11	7	16	2.0	7.0	3	3	22	16	0	13	0	3	74	4	4	0	0	1	0	0

SINGLE-GAME HIGHS: DEFENSIVE

Total Tackles 6 at New York Jets, Oct 23, 2016
Sacks 2.0 vs. Buffalo Bills, Sep 09, 2018
Passes Defensed 2 vs. Cincinnati Bengals, Nov 27, 2016
 ...1 more at 2.
Fumble Recoveries 1 at Los Angeles Chargers, Dec 22, 2018
 ...2 more at 1.
Tackles For Loss 2 vs. Buffalo Bills, Sep 09, 2018

Interceptions 1 at Cleveland Browns, Oct 07, 2018
 ...2 more at 1.
Interception Return Yards 16 at New York Giants, Oct 16, 2016
Special Teams Tackles 3 at Jacksonville Jaguars, Sep 25, 2016
Special Teams Fumble Recoveries 1 at Cincinnati Bengals, Sep 13, 2018





TRANSACTIONS: Aaron Adeoye signed a reserve/future contract with the Baltimore Ravens on 1/12/20...Signed to Baltimore's practice squad on 9/1/19 after being waived at the end of training camp on 8/31/19...Originally signed with the Ravens as a rookie free agent on 5/6/19.

PRO: 2019: (with Baltimore – 0/0) Spent the entire season on Baltimore's practice squad...Signed with the Ravens on 5/6 and joined the practice squad on 9/1.

PRIOR PLAYING EXPERIENCE/COLLEGE: Played in the Alliance of American Football league for the Birmingham Iron, notching a half-sack and 6 QB hits in 2018...Also participated in The Spring League, a developmental football league, where he played for Team North in Austin, TX, in 2018...In 2017, suited up for the Salina Liberty of the Champions Indoor Football league, where he played five games and posted 13 tackles (5 solo), 1 sack, 2 TFL and 1 KOR (10 yards)...Used his fifth year of collegiate eligibility in 2015 to try out for the Southeast Missouri State football team, playing in four games, notching 2 tackles, 1 TFL and 1 QB hit...Played college basketball for four years, beginning at Ball State, where he earned Mid-American Conference All-Freshman Team honors and appeared in 30 games (2011-12)...Then played basketball for John A. Logan College (IL) and Western Kentucky before Southeast Missouri State, where he averaged 5.2 points and 4.1 rebounds per game.

HIGH SCHOOL/PERSONAL: Prepped at Marion (IL) HS, where he played football and basketball...Spent time in college working with youth in local schools, which transformed into a full-time job creating and implementing a mentorship program for 170 children through the Honorable Young Men Club in the Cape Girardeau Public School District. **Last name is pronounced: uh-DAY-oh-yay.**



— ADEOYE'S COMMUNITY IMPACT —

- Attended the Ravens' 15th annual Holiday Helpers event at Target to shop for gifts with Baltimore youth in need (2019)
- Joined Ravens alumni and teammates during former player Jameel McClain's 53 Families Thanksgiving event to serve a warm meal to families in need (2019)
- Joined teammates in supporting former teammate Michael Pierce at his Turkey Distribution for residents of the Waverly neighborhood in Baltimore City during Thanksgiving (2019)
- Supported children of service members at Fort Meade by participating in the Ravens' Salute to Service Military Kids Clinic (2019)
- Alongside teammates, participated as a celebrity bowler in Anthony Levine Sr.'s Celebrity Bowling Night to benefit his 4every1 Foundation (2019)
- Participated in a bike distribution for students from Wavery Elementary/Middle School and YMCA to kick off the 2019 Play 60 Challenge (2019)
- Participated in the organization-wide day of service, Caw to Action a celebration of the NFL's Huddle for 100 initiative (2019)
- Participated in Anthony Levine Sr.'s 10th Annual Home Run Derby & Softball Game with Ravens teammates (2019)
- Assisted with director of player engagement Jameel McClain's 53 Families Foundation Football & Fitness Clinic (2019)
- Participated in the Ravens' Signature Project with M&T Bank to renovate the facility and visit with children at the Webster Kendrick Boys & Girls Club in Baltimore (2019)
- Is a co-founder of the Honorable Young Men Club, a non-profit dedicated to helping young men reach their full potential, also serves as a mentor with the organization



38 **TERRELL BONDS**
CORNERBACK
 5-8 | 182
COLLEGE: TENNESSEE STATE
BORN: 7/22/96, MIAMI, FL
EXP. (NFL/RAVENS): 1/1 **GP/GS (PLAYOFFS):** 0/0

ALWAYS MORE. NEVER LESS.

TRANSACTIONS: Terrell Bonds signed a reserve/future contract with the Baltimore Ravens on 1/12/20...Signed to Baltimore's practice squad on 9/10/19 after being waived at the end of training camp on 8/31/19...Originally signed with the Ravens as a rookie free agent on 5/6/19.

PRO: 2019: (with Baltimore – 0/0) Spent all but one game (9/8 at Mia.) on Baltimore's practice squad...Signed with the Ravens on 5/6 and joined the practice squad on 9/10.

PRIOR PLAYING EXPERIENCE/COLLEGE: Spent the 2018 season with the Alliance of American Football league, playing for the Memphis Express, where he posted 16 tackles in eight games...Played four seasons at Tennessee State University (2014-17), appearing in 41 games (29 starts) and posting 95 tackles, 10 INTs (2 returned for TDs) and 20 PD...As a senior, started eight of nine games and led the team with 4 INTs, adding 19 tackles...Scored his second-career TD on a 36-yard INT return at Eastern Kentucky...In 2016, started all 11 games and led the team with 9 PD...Ranked 43rd nationally in PD per game (1.1), while also totaling 30 tackles and 3 INTs...In his sophomore season, tallied 28 tackles (23 solo), 1 INT and 1 FF in 10 starts...His INT resulted in a 69-yard return against Eastern Illinois...As a true freshman in 2014, saw action in 11 games and tallied 18 tackles (12 solo), 2 INTs and 1 FF...He returned his first-career INT 43 yards for a TD...Majored in communications.

HIGH SCHOOL/PERSONAL: Prepped at Miami (FL) Central HS, helping guide the football team to a 13-1 record, a No. 8 national ranking and a state runner-up finish as a senior.



— BONDS' COMMUNITY IMPACT —

- Assisted with director of player engagement Jameel McClain's 53 Families Foundation Football & Fitness Clinic (2019)
- Participated in the Ravens' Signature Project with M&T Bank to renovate the facility and visit with children at the Webster Kendrick Boys & Girls Club in Baltimore (2019)



60 **NICK MOORE**
LONG SNAPPER
 6-2 | 248
COLLEGE: GEORGIA
BORN: 12/9/92, SNELLVILLE, GA
EXP. (NFL/RAVENS): 1/1 **GP/GS (PLAYOFFS):** 0/0

ALWAYS MORE. NEVER LESS.

TRANSACTIONS: Nick Moore signed with Baltimore on 3/26/20...Waived by the Saints on 8/21/19...Signed with New Orleans as a rookie free agent on 5/10/19.

PRO: 2019: (with New Orleans – 0/0) Spent training camp with the Saints.

XFL: 2019: (with Tampa Bay – 5/0) Spent the abbreviated season with the Tampa Bay Vipers of the XFL.

COLLEGE: Appeared in 23 games in four years at Georgia...In 2018, appeared in all 14 games as the Bulldogs' long snapper...Was one of three winners of the team's Special Teams Most Improved Player award...Saw action in the Bulldogs' first three games as the punt snapper in 2017...Appeared in both College Football Playoff games...Played in four contests in 2016...Graduated with a bachelor's degree in mathematics and finance.

HIGH SCHOOL/PERSONAL: Prepped at Brookwood (Snellville, GA) HS, where he was named Gwinnett County and State Defensive Back of the Year as a senior...Was also a two-time first-team All-State selection and Gwinnett County honoree, also earning Metro Atlanta All-Star honors...Also played baseball in high school, and in 2011, was selected in the 30th round of the Major League Baseball Draft by the Boston Red Sox...Played first and third base in Boston's minor league system for four years (2011-14).

85 CHARLES SCARFF

TIGHT END
6-5 | 249

COLLEGE: DELAWARE
BORN: 5/3/96, LANCASTER, PA
EXP. (NFL/RAVENS): 1/1 **GP/GS (PLAYOFFS):** 0/0

ALWAYS MORE NEVER LESS.

TRANSACTIONS: Charles Scarff signed a reserve/future contract with the Ravens on 1/12/20...Signed to Baltimore's practice squad on 9/1/19 after being waived at the end of training camp on 8/31/19...Originally signed with the Ravens as a rookie free agent on 5/3/19.

PRO: 2019: (with Baltimore – 0/0) Spent the entire 2019 season on Baltimore's practice squad...Signed with the Ravens on 5/3 and joined the practice squad on 9/1.

COLLEGE: In 34 games (25 starts) at Delaware, caught 67 passes for 732 yards and 12 TDs...Prior to Delaware, he spent two seasons at Rutgers (2014-15), where he played in 13 career games and had 14 catches for 100 yards and 1 TD...As a senior, earned first-team All-CAA and third-team All-American honors after starting all 12 games and posting 43 receptions for 498 yards (11.6 avg.) and 7 TDs...His 43 receptions were the second most by a TE in school history (Ben Patrick - 64)...Played in 11 games (seven starts) as a junior, recording 12 receptions for 71 yards and 3 TDs, garnering second-team All-CAA recognition...Played in all 11 games (six starts) as a sophomore and finished with 12 catches for 163 yards and 1 TD...Graduated with a degree in agriculture and natural resources, while minoring in animal science.

HIGH SCHOOL/PERSONAL: Prepped at Lancaster (PA) Catholic, where he was a four-year starter at TE...Helped lead his team to the 2011 PIAA-State championship as a sophomore...His mother, Kelly, attended Towson State University and graduated from Harford (MD) Community College.



— **SCARFF'S COMMUNITY IMPACT** —

- Participated in the Ravens' Signature Project with M&T Bank to renovate the facility and visit with children at the Webster Kendrick Boys & Girls Club in Baltimore (2019)

TRANSACTIONS: Antoine Wesley signed a reserve/future contract with the Ravens on 1/12/20...Placed on the practice squad injured list on 1/6/20...Signed to Baltimore's practice squad on 9/1/19 after being waived at the end of training camp on 8/31/19...Originally signed with Baltimore as a rookie free agent on 5/3/19.

PRO: 2019: (with Baltimore – 0/0) Spent the entire 2019 season on Baltimore's practice squad...Signed with the Ravens on 5/3 and joined the practice squad on 9/1.

COLLEGE: Appeared in 29 games (12 starts) for the Red Raiders, registering 98 catches for 1,547 yards and 9 TDs...As a junior in 2018, led the team with 88 receptions for 1,410 yards (third most in Texas Tech single-season history) and 9 TDs...Finished with at least 100 yards in six of 12 games, also leading all Power Five WRs and tying for second in the FBS with four games of at least 150 yards...Led the team with 23 plays of 25 yards or longer, 6 of which went for a TD...Set the school's single-game record with 261 receiving yards in a win vs. Houston...Named a first-team All-American by the *FWAA* and first-team All-Big 12 by the *Associated Press* (was second-team by league coaches) in 2018...As a sophomore, played in all 13 games either at WR or on special teams...Tallied 10 receptions for 137 yards...Played in four games as a true freshman, but did not record any catches...Majored in electronic media and communications at Texas Tech.

HIGH SCHOOL/PERSONAL: Prepped at Cibolo (Texas) Steele HS, where he was a two-time All-District selection...Totaled 1,192 receiving yards and 15 TDs on 74 receptions (16.1 average) over his two-year, 24-game varsity career.



— WESLEY'S COMMUNITY IMPACT —

- Participated in the Ravens' Signature Project with M&T Bank to renovate the facility and visit with children at the Webster Kendrick Boys & Girls Club in Baltimore (2019)
- Promoted the NFL and Ravens' PLAY 60 initiative by participating in the PLAY 60 Kickoff YMCA Bike Distribution (2019)
- Joined Ravens alumni and teammates during Jameel McClain's 53 Families Thanksgiving event to serve a warm meal to families in need (2019)
- Distributed 200 turkeys at Zion Baptist Church with WR teammates (2019)

BALTIMORE RAVENS

2020 DRAFT PICKS



No.	Name	Pos.	Ht.	Wt.	Birthdate	College	How Acq.
48	Patrick Queen	LB	6-0	232	8/13/99	Louisiana State	D1
27	J.K. Dobbins	RB	5-10	212	12/17/98	Ohio State	D2
92	Justin Madubuike	DT	6-3	300	11/17/97	Texas A&M	D3a
13	Devin Duvernay	WR	5-11	200	9/12/97	Texas	D3b
40	Malik Harrison	LB	6-3	247	3/5/98	Ohio State	D3c
74	Tyre Phillips	G	6-5	330	1/29/97	Mississippi State	D3d
67	Ben Bredeson	G	6-5	315	2/20/98	Michigan	D4
96	Broderick Washington	DT	6-2	305	12/4/96	Texas Tech	D5
11	James Proche II	WR	5-11	201	9/20/96	Southern Methodist	D6
26	Geno Stone	S	5-11	207	4/19/99	Iowa	D7



ALWAYS MORE
NEVER LESS.



67 BEN BREDESON

GUARD

6-5 | 315

COLLEGE: MICHIGAN

BORN: 2/20/98, HARTLAND, WI

EXP. (NFL/RAVENS): ROOKIE GP/GS (PLAYOFFS): 0/0



— KEY TRANSACTIONS —

- Ben Bredeson was selected by the Ravens in the fourth round (143rd overall) of the 2020 NFL Draft

— COLLEGE HONORS —

- Second-team All-American by the Walter Camp Football Foundation (2019)
- Third-team All-American by the AP (2019)
- First-team All-Big Ten by coaches and media (2019)
- Co-recipient of the Hugh H. Rader Memorial Award (2019)
- Second-team All-Big Ten by coaches and media (2017-18)
- Academic All-Big Ten (2017)

— COLLEGE HIGHLIGHTS —

- Played in 51 career games (46 starts) at LG as a four-year letterman (2016-19) for the Wolverines
- Twice voted a team captain by his teammates (2018-19)

— PERSONAL —

- Has a photographic memory and challenged himself by taking the ACT exam in sixth grade, when he scored higher than 75 percent of high schoolers who took it that year
- As a youngster in Wisconsin, enjoyed playing ice hockey and looked up to former NHL players Nicklas Lidstrom and Chris Chelios...His father, Mike, built a hockey rink complete with full boards in the Bredeson's backyard
- Older brother, Jack, spent four years on the Michigan baseball team...Father, Mike, played football at Illinois State...Mother, Deb, competes in national retriever field trials, a competition for hunting dogs, which measures how well they can retrieve in the field at long distances
- Majored in psychology at Michigan

— NOTE THE QUOTE —

"He's a leader by example and a vocal, no-nonsense, all-football-all-the-time, really motivated, very competitive guy. He has a photographic memory, too. He's a really smart guy. [Michigan coaches] said he's everything you want in a football player and a person, so that went a long way. And those are the kinds of guys that Eric DeCosta likes to draft – smart, tough guys that are going to come to the building and be all-in all the time. Ben is that kind of guy."

– Head Coach John Harbaugh

2019: (MICHIGAN – 13/13)

- Named a Walter Camp second-team All-American, AP third-team All-American and first-team All-Big Ten honoree
- Was twice named Offensive Lineman of the Game for his performances against Iowa and at Maryland

- Named as the top pass-blocking guard in the country by *Pro Football Focus College* with 451 snaps spent in pass protection, allowing no hits or sacks
- Helped block for Shea Patterson, who became just the third Michigan QB to throw for 3,000 yards in a single season
- Part of an O-line that helped the Wolverines' rushing attack average 150.7 yards per game
- Helped Michigan rush for a season-high 303 yards and 3 TDs in a 45-14 win vs. Notre Dame

2018: (MICHIGAN – 13/13)

- Earned second-team All-Big Ten honors after starting 13 games at LG
- Was thrice named Offensive Lineman of the Week for his performances at Northwestern, at Michigan State and against Indiana
- Helped block for RB Karan Higdon, who rushed for 1,178 yards, becoming the first Michigan RB to rush for 1,000 yards in a season since former Ravens RB Fitzgerald Toussaint did so in 2011
- Helped Michigan amass 259 rushing yards and 3 TDs in a big victory against No. 14 Penn State
- Named Offensive Player and Lineman of the Week for his performance in the win against Western Michigan
- Started at LG in the season opener at No. 11 Notre Dame, his first game as a team captain

2017: (MICHIGAN – 12/12)

- Earned second-team All-Big Ten honors after starting 12 games at LG...Also contributed on special teams
- Honored as the Offensive Lineman of the Game for his performances against Air Force and Minnesota
- Blocked on an O-line that helped the Wolverines amass a season-high 371 rushing yards and 4 TDs against Minnesota

2016: (MICHIGAN – 13/8)

- Appeared in all 13 contests (eight starts) at LG as a true freshman and was named Freshman All-American by FWAA
- Part of a Michigan offense that ranked first in the Big Ten and 11th nationally in points per game (40.3)
- Made a start at LG against Florida State in the Orange Bowl
- Recorded his first collegiate start at LG against Rutgers
- Made his collegiate debut as backup LG in the opener against Hawaii

— HIGH SCHOOL —

- Prepped at Arrowhead (Hartland, WI) HS, where he helped the team to WIAA Division I state championships in 2012 and 2013 and state runner-up finishes in 2014 and 2015...Named

DRAFT PICKS

- an ESPN four-star prospect and rated as the 58th-best player nationally in the ESPN 300
- Participated in the 2016 Under Armour All-American Game in Orlando, Florida

- In 2015, was named Wisconsin's Gatorade Player of the Year, first-team *USA Today* All-American and first-team *MaxPreps* All-American



27 **J.K. DOBBINS**

COLLEGE: OHIO STATE
BORN: 12/17/98, LA GRANGE, TX
EXP. (NFL/RAVENS): ROOKIE **GP/GS (PLAYOFFS):** 0/0

RUNNING BACK
5-10 | 212



— KEY TRANSACTIONS —

- J.K. Dobbins was selected by the Ravens in the second round (55th overall) of the 2020 NFL Draft...Declared for the draft following his junior season at Ohio State

— COLLEGE HONORS —

- Earl Campbell Tyler Rose Award winner as the nation's Offensive Player of the Year (2019)
- First-team All-American by the *FWAA* (2019)
- First-team All-Big Ten by coaches and media (2019)
- Doak Walker Award finalist (2019)
- Second-team All-Big Ten by coaches and media (2017-18)
- Freshman All-American by ESPN (2017)

— COLLEGE HIGHLIGHTS —

- Posted 4,459 rushing yards and 38 TDs on 725 carries (6.2 avg.) in three seasons at Ohio State...Added 645 receiving yards and 5 TDs on 71 receptions during his tenure
- Became the first Ohio State player to rush for 1,000 yards as a freshman, sophomore and junior
- Finished his career as the school's second-leading rusher of all time (Archie Griffin – 5,589 yards)
- Averaged 106.2 rushing yards per game and totaled 5,104 all-purpose yards throughout his career, with both ranking second in school history
- Averaged 6.2 yards per carry during his career (second best in school history), while his 43 total TDs tie for fifth most (J.T. Barrett)
- Posted 19 100-yard rushing performances (Ohio State finished 18-1 in those games)

— PERSONAL —

- Full name is J'Kaylin Dobbins
- His late father, Lawrence, also attended La Grange (TX) HS, where he was a standout football and track athlete, winning the '98 Texas Class 3A 100-meter championship...Lawrence scored 2 TDs for La Grange in the 1997 state semifinal vs. Sealy (TX) HS at the Astrodome...Went on to

run track at Lincoln University, where his 4x100 meter relay team finished second in the 1999 national championships

- In 2019, Dobbins was named recipient of the Earl Campbell Tyler Rose Award as the nation's Offensive Player of the Year...The award honors the top offensive player in Division I football who also exhibits the "enduring characteristics that define Earl Campbell: integrity, performance, teamwork, sportsmanship, drive, community and tenacity; specifically, tenacity to persist and determination to overcome adversity and injury in pursuit of reaching goals"
- Majored in consumer and family financial services

— NOTE THE QUOTE —

"This was a guy who was, in my opinion, one of the very best in college football last year. He's a very talented guy with electric skills and played at a very high level in a really good conference on one of the best teams in college football. We're excited to get him. He fits us, and I think he's going to be a guy who is going to be a dangerous player for us and give us the depth to do what we like to do."

— **EVP & GM Eric DeCosta**

2019: (OHIO STATE – 14/14)

- Earned first-team All-American by the *FWAA* and first-team All-Big Ten honors after rushing for 2,003 yards and 21 TDs (both ranking third in the country) on 301 carries (6.7 avg.)...Also posted 247 receiving yards on 23 receptions, adding 5 TDs
- Became the first RB in school history to surpass the single-season 2,000-yard rushing mark
- Named the Earl Campbell Tyler Rose Award winner as the nation's college Offensive Player of the Year
- Was a finalist for the Doak Walker Award and finished sixth in Heisman Trophy voting
- Averaged 174.6 yards per game and 6.5 yards per carry with 11 TDs against six teams that were ranked among the Top 13 in rush defense

DRAFT PICKS

- Had seven carries of 40-plus yards, including a 68-yard TD run in the first quarter of the CFP Semifinal vs. Clemson
- Tallied 10 100-yard rushing performances in 14 games, including a career-high 211 yards and 4 TDs in a victory at No. 10 Michigan

2018: (OHIO STATE – 14/12)

- Earned second-team All-Big Ten honors after recording 1,053 rushing yards on 230 carries (4.6 avg.) and 10 TDs...Added 26 receptions for 263 yards and 2 TDs
- Finished with 68 rushing yards and 1 TD in the Big Ten Championship victory over Northwestern
- Posted a season-high 203 rushing yards and 1 TD in the OT victory at Maryland
- Finished with a season-high 3 rushing TDs and ran for 163 yards in Ohio State's victory vs. Nebraska

2017: (OHIO STATE – 14/14)

- Named Freshman All-American by ESPN and earned second-team All-Big Ten honors after setting an Ohio State freshman

record with 1,403 rushing yards and 7 TDs on 194 carries (7.2 avg)...Also recorded 22 receptions for 135 yards and 1 TD

- Tallied 174 rushing yards against the country's No. 1-ranked rushing defense vs. Wisconsin in the Big Ten Championship
- Posted six 100-yard rushing performances, including a season-high 181 rushing yards in his first collegiate game in the season opener vs. Indiana

— HIGH SCHOOL —

- Prepped at La Grange (TX) HS, where he was a consensus four-star recruit and ranked Top 50 nationally among all players (No. 43 overall by *247Sports* and No. 44 by ESPN)
- Named a U.S. Army All-American
- Played in just one snap his senior year after suffering a right leg injury
- Recorded 2,740 rushing yards and 35 TDs as a junior, en route to earning Class 4A All-State honors by the *Associated Press* and *Texas Sports Writers Association*
- Posted 2,243 yards and 37 TDs as a sophomore
- Helped La Grange to two state playoff appearances

J.K. DOBBINS' COLLEGE RUSHING/RECEIVING STATISTICS

DATE	TEAM	RUSHING							RECEIVING				
		GP	GS	NO.	YDS	AVG	LG	TD	NO.	YDS.	AVG.	LG	TD
2017	Ohio State	14	14	194	1,403	7.2	77	7	22	135	6.1	18	1
2018	Ohio State	14	12	230	1,053	4.6	42	10	26	285	11.0	36	2
2019	Ohio State	14	14	301	2,003	6.7	68	21	23	247	10.7	28	2
COLLEGE TOTALS		42	40	725	4,459	6.2	77	38	71	667	9.4	36	5





13 DEVIN DUVERNAY

WIDE RECEIVER
5-11 | 200

COLLEGE: TEXAS
BORN: 9/12/97, SACHSE, TX
EXP. (NFL/RAVENS): ROOKIE GP/GS (PLAYOFFS): 0/0



— KEY TRANSACTIONS —

- Devin Duvernay was selected by the Ravens in the third round (92nd overall) of the 2020 NFL Draft... Was the second of four Ravens' picks (DE Justin Madubuike, LB Malik Harrison and G Tyre Phillips) in the round

— COLLEGE HONORS —

- First-team All-Big 12 (2019)
- Honorable mention Big 12 Offensive Player of the Year honors (2019)
- Earl Campbell Tyler Rose Award semifinalist (2019)
- Two-time Big 12 Offensive Player of the Week (2019)
- Three-time Academic All-Big 12 selection (2017-19)

— COLLEGE HIGHLIGHTS —

- Finished his Texas career with 176 receptions for 2,468 yards and 16 TDs in 52 games (30 starts)... Averaged 14.0 yards per reception
- Led all Big 12 WRs in receptions (106), receptions per game (8.2), receiving yards (1,341) and receiving yards per game (106.6) in 2019... Ranked third in receiving TDs (9)
- Became the 10th 2,000-yard career receiver in Longhorns' history after a 9-catch, 107-yard performance at Iowa State
- As a true freshman, tallied three-consecutive games with a TD reception, which stands as the seventh-longest streak in school history

— PERSONAL —

- His twin brother, Donovan, was a DB for the Longhorns
- Is a cousin of Arizona Cardinals QB Kyler Murray
- Uncle, Calvin Murray, played baseball at Texas... Uncle, Kevin Murray, played QB at Texas A&M in the 1980, while another uncle, Charles Murray, played WR at North Texas in the late 1970s... Uncle, Vince Murray, played DB at Tulsa in 2017 and suited up for the Salina Liberty of the Champions Indoor Football league
- Graduated from the University of Texas with a degree in sport management and a minor in business
- **Last name is pronounced: DOO-ver-nay**

— NOTE THE QUOTE —

"I just like Devin's competitive streak. His nature – he's a tough guy. He reminds me of a few guys we've had here in Baltimore, and I'll reference guys like Anquan [Boldin], Derrick Mason, and of course, Steve Smith. Those guys all had a competitive spirit about them that made them really stand out."

– EVP & GM Eric DeCosta

2019: (TEXAS – 13/13)

- Started all 13 games and finished with the second-most receptions (106) and receiving yards (1,386) in single-season school history, adding 9 TDs... His 1,386 receiving yards were also fifth-most in the FBS in 2019
- His 69 receptions and 800 yards through eight games were the most by a Texas receiver through a season's first eight games in school history
- Posted 8 catches for a career-high 179 yards and 1 TD at TCU
- Caught 8 passes for 110 yards and tied his career high with 2 receiving TDs vs. Kansas
- Secured 12 passes for 154 yards and 2 TDs vs. No. 6 LSU, earning Big 12 Co-Offensive Player of the Week honors... Caught 11 of his 12 receptions in the second half against the Tigers, setting a Texas record for the most receptions in a half

2018: (TEXAS – 14/14)

- Started all 14 games and finished third on the team with 41 catches for 546 yards and 4 TDs
- Tallied 3 receptions for 56 yards in the Big 12 Championship Game vs. Oklahoma
- Collected 6 passes for 100 yards and 1 TD vs. No. 12 WV
- Posted 4 catches for 66 yards and 2 TDs at Texas Tech
- Started the season opener against Maryland and tallied 4 catches for 58 yards, including a diving 39-yard TD reception

2017: (TEXAS – 13/1)

- Played in all 13 games (one start) and was named Academic All-Big 12... Posted 9 receptions for 124 yards
- Grabbed a season-long 42-yard reception in the AT&T Red River Showdown vs. Oklahoma

2016: (TEXAS – 12/2)

- Played in all 12 games (two starts) as a true freshman and had 20 receptions... His 412 receiving yards ranked second on the team, and his 3 TD receptions tied for the team lead
- Recorded 12 KORs for 257 yards (21.4 avg.)
- Caught his first-career TD, a 63-yard reception in the Red River Showdown against Oklahoma, and finished with a team-high 81 receiving yards... Was named Big 12 Conference Newcomer of the Week
- Posted a then-career-high 4 catches for 96 yards and 1 TD vs. Iowa State

— HIGH SCHOOL —

- Prepped at Sachse (TX) HS, where he totaled 170 receptions for 2,906 yards and 36 TDs... Added 105 rushes for 1,077 yards and 11 TDs over his last three seasons... Also recorded

DRAFT PICKS

2 KOR-TDs over that span

- Named All-American, a two-time All-State selection, three-time All-District honoree...In 2015, was first-team 6A All-State by the *Associated Press* and *Texas Sports Writers Association*, first-team All-USA Texas by *USA Today* and first-team All-District 11-6A

- Rated the No. 41 player nationally (No. 4 WR) and No. 3 WR in Texas by Scout.com (also ranked No. 42 nationally (No. 3 WR) and No. 6 WR in Texas by ESPN)
- Won the 2015 100m 6A state championship in track and field with a time of 10.27 seconds

DEVIN DUVERNAY'S COLLEGE RUSHING/RECEIVING STATISTICS

DATE	TEAM	GP	GS	RECEIVING					RUSHING				
				NO.	YDS	AVG	LG	TD	NO.	YDS.	AVG.	LG	TD
2016	Texas	12	2	20	412	20.6	80	3	0	0	0.0	0	0
2017	Texas	13	0	9	124	13.8	42	0	0	0	0.0	0	0
2018	Texas	14	0	41	546	13.3	48	4	1	10	10.0	10	0
2019	Texas	13	0	106	1,386	13.1	75	9	10	24	2.4	13	1
COLLEGE TOTALS		52	2	176	2,468	14.0	80	16	11	34	3.1	13	1



40

MALIK HARRISON

COLLEGE: OHIO STATE

BORN: 3/5/98, COLUMBUS, OH

EXP. (NFL/RAVENS): ROOKIE **GP/GS (PLAYOFFS):** 0/0

LINEBACKER
6-3 | 247



— KEY TRANSACTIONS —

- Malik Harrison was selected by the Ravens in the third round (98th overall) of the 2020 NFL Draft... Was the third of four Ravens' picks (DT Justin Madubuike, WR Devin Duvernay and G Tyre Phillips) selected in the round

— COLLEGE HONORS —

- First-team All-Big Ten by coaches (2019)
- Third-team All-American by the *AP* (2019)
- Honorable mention All-Big Ten by coaches and media (2018)
- OSU Scholar Athlete (2016)

— COLLEGE HIGHLIGHTS —

- Totaled 205 tackles (136 solo), 29 TFL, 10 sacks, 1 INT, 3 FRs and 9 PD at Ohio State
- Played in 52 games (28 starts) over four seasons
- Helped Ohio State reach three-consecutive outright Big Ten championships (2017-19)
- Led the team in tackles as a senior (75) and junior (81)
- Collected 16.5 TFL in his senior campaign...Only Andy Katzenmoyer (23, 1996), Ryan Shazier (17, 2012 and 22.5, 2013) and Matt Wilhelm (19.5, 2002) had more TFL from the LB position in Buckeyes' single-season history

— PERSONAL —

- Grew up just 15 minutes from Ohio State University, in Walnut Ridge, OH

- Majored in human development and family science

— NOTE THE QUOTE —

"Malik is different. He's a big guy. You don't get a lot of big linebackers anymore in college football. He's almost 250 pounds, he has long arms, he takes guys on really, really well, he's really strong in the box, and he can run. He's a guy who really looks like an NFL linebacker."

— EVP & GM, Eric DeCosta

2019: (OHIO STATE – 14/14)

- Tabbed first-team All-Big Ten by coaches and third-team All-American by the *Associated Press*
- Produced a team-high 75 tackles (49 solo) and 16.5 TFL...Only Andy Katzenmoyer (23, 1996), Ryan Shazier (17, 2012 and 22.5, 2013) and Matt Wilhelm (19.5, 2002) had more TFL from the linebacker position in Buckeye single-season history
- Added 4.5 sacks, 2 FRs and 4 PD for a Buckeyes' defense that allowed just 13.7 points per game (fourth best in FBS) and 156.0 passing yards per game (best in FBS)
- Tallied a career-high 2.5 TFL against Cincinnati as part of a six-game streak of at least 1 TFL to begin the season ...Totaled 9 TFL over that stretch
- Produced seven games with at least 5 tackles in his senior campaign, including two 9-tackle performances

DRAFT PICKS

2018: (OHIO STATE – 13/13)

- Named honorable mention All-Big Ten by coaches and media
- Tied for the team lead with 81 tackles (55 solo), including 8.5 TFL and 2.5 sacks...Added 1 INT, 1 FR and 4 PD
- Recorded a key INT in the victory over No. 15 TCU and a FR in the OT victory at Maryland
- Achieved double-digit tackles on three occasions, including a career-high 13 tackles vs. Nebraska, 10 at Purdue and 10 against Northwestern

2017: (OHIO STATE – 14/1)

- As a sophomore, totaled 36 tackles (22 solo), 3 TFL, 2 sacks and 1 PD
- Named a game “champion” by OSU coaches following the victory over Penn State
- Shined in his first-career start, producing 6 tackles (4 solo), 1 TFL and 1 sack vs. Michigan State

2016: (OHIO STATE – 11/0)

- Named an OSU Scholar-Athlete

- Tallied 13 tackles, 1 sack and 1 TFL in 11 games as a true freshman
- Produced 4 tackles (3 solo), including his first-career sack, in a 62-3 victory at Maryland
- Recorded 4 tackles (3 solo) against Bowling Green in his first-ever collegiate game

— HIGH SCHOOL —

- Prepped at Walnut Ridge (Columbus, OH) HS, where he was a three-year starting QB and rotated between safety and LB on defense...Also saw action as a punter
- Boasted a superb senior year in which he passed for 1,161 yards and 8 TDs, also rushing for 897 yards and 15 scores...Added 40 tackles and 5 sacks on defense
- Also led Walnut Ridge to its first basketball state title since 1971 during the 2014-15 season...Won an impromptu team slam dunk contest
- Competed in the long jump, high jump and broke the school record as a member of the 4x200 meter relay team

MALIK HARRISON'S COLLEGE DEFENSIVE STATISTICS

DATE	TEAM	GP	GS	TACKLES								INTERCEPTIONS					FUMBLES				
				TK	S	A	TFL	YDS	SK	YDS	QBH	NO	YDS	LG	TD	PD	FF	FR	YDS		
2016	Ohio State	11	0	13	10	3	1	3	1	3	0	0	0	0	0	0	0	0	0	0	0
2017	Ohio State	14	1	36	22	14	3	20	2	18	0	0	0	0	0	1	0	0	0	0	
2018	Ohio State	13	13	82	55	26	8.5	31	3	17	3	1	13	13	0	4	0	1	0	0	
2019	Ohio State	14	14	75	49	26	16.5	53	4	26	1	0	0	0	0	4	0	2	2	22	
COLLEGE TOTALS		52	28	205	136	69	29	107	10	64	4	1	13	13	0	9	0	3	22		





92 JUSTIN MADUBUIKE

DEFENSIVE TACKLE
6-3 | 300

COLLEGE: TEXAS A&M
BORN: 11/17/97, MCKINNEY, TX
EXP. (NFL/RAVENS): ROOKIE GP/GS (PLAYOFFS): 0/0



— KEY TRANSACTIONS —

- Justin Madubuike was selected by the Ravens in the third round (71st overall) of the 2020 NFL Draft... Was the first of four Ravens' picks (WR Devin Duvernay, LB Malik Harrison and G Tyre Phillips) in the round

— COLLEGE HONORS —

- Associated Press second-team All-SEC (2019)
- Two-time Texas A&M Defensive MVP (2018, 2019)

— COLLEGE HIGHLIGHTS —

- Totaled 105 tackles (43 solo), 11 sacks (-67 yards), 5 PD, 5 FFs and 1 INT in 38 games (22 starts) with the Aggies
- Earned second-team All-SEC honors as a junior in 2019 after leading the team in TFL (11.5), sacks (5.5) and QB hurries (7)

— PERSONAL —

- In high school, participated in the PALS (Peer Assistance & Leadership) program that mentors children in the community
- His parents, Maureen and Festus Madubuike, are immigrants from Nigeria... Festus runs a home healthcare company called "Lucent Home Health"
- Last name Madubuike means: "My family is my strength."
- Modeled his game after Hall of Fame DE and fellow Texas native, John Randle, when he first started playing football
- Weighed 10 pounds at birth
- Last name is pronounced: mad-uh-BEE-kay**

— NOTE THE QUOTE —

"Justin is a guy who – first and foremost – plays hard. He can rush the passer, he runs to the football, and I think he's a guy who has tremendous upside. He is going to develop quickly with those guys in front of him, and I think it's a great spot for him to be in."

– EVP & GM Eric DeCosta

- Tallied 5 tackles, 2 TFL and a career-high 1.5 sacks at LSU
- Recorded 5 tackles (2 solo) and a half-sack in a win at Ole Miss... Forced a fumble that resulted in a 62-yard TD return, giving the Aggies a third-quarter lead... Blocked a game-tying FGA later in the third quarter
- Posted 5 tackles (4 solo), 2 TFL, 1 sack, 2 PD and the first INT of his career vs. Arkansas... Picked off QB Nick Starkel at the goal line and returned it 18 yards

2018: (TEXAS A&M – 13/12)

- Earned the team's Defensive MVP honors after registering 40 tackles (18 solo), 10.5 TFL, 5.5 sacks (-31 yards), 3 FFs and 2 PD as a junior
- Part of a D-Line that helped A&M finish with the country's second-best rush defense (95.2 ypg)... The Aggies held opponents to less than 100 rushing yards on six occasions
- Posted a career-high 10 tackles (4 solo), 1 TFL and a half-sack in a 74-72 upset win, which went into 7 OTs, vs. No. 7 LSU
- Notched 4 tackles (2 solo), 1.5 TFL and 1 sack vs. Arkansas

2017: (TEXAS A&M – 13/0)

- Appeared in all 13 games as a redshirt freshman, registering 20 tackles (7 solo), 2.5 TFL and 1 FF
- Posted a season-high 5 tackles (1 solo) at LSU
- Recorded 4 tackles (3 solo), 2 TFL and 1 FF vs. New Mexico... Helped hold the Lobos to just 24 passing yards
- Tallied 2 tackles and blocked a FG vs. Auburn

2016: (TEXAS A&M – 0/0)

- Redshirted as a true freshman

— HIGH SCHOOL —

- Prepped at McKinney (TX) North HS, where he earned All-District and All-State honors as a senior
- Was rated as a five-star prospect by *Scout.com*
- As a junior, tallied 75 tackles, 35 TFL, 16.5 sacks and 4 FFs
- Also lettered in track and basketball

2019: (TEXAS A&M – 12/10)

- Earned second-team All-SEC recognition and his second-consecutive team Defensive MVP Award after leading the Aggies in TFL (11.5) and sacks (5.5)... Added a career-best 45 tackles (18 solo), 3 PD, 1 INT, 1 FF and 1 blocked kick

JUSTIN MADUBUIKE'S COLLEGE DEFENSIVE STATISTICS

DATE	TEAM	GP	GS	TACKLES								INTERCEPTIONS					FUMBLES			
				TK	S	A	TFL	YDS	SK	YDS	QBH	NO	YDS	LG	TD	PD	FF	FR	YDS	
2017	Texas A&M	13	0	20	7	13	2.5	7	0	0	0	0	0	0	0	0	0	1	0	0
2018	Texas A&M	13	12	40	18	22	10.5	48	5.5	31	5	0	0	0	0	2	3	0	0	
2019	Texas A&M	12	10	45	18	27	11.5	53	5.5	36	7	1	18	18	0	2	1	0	0	
COLLEGE TOTALS		38	22	105	43	62	24.5	108	11	67	12	1	18	18	0	4	5	0	0	



74 TYRE PHILLIPS

GUARD

6-5 | 330

COLLEGE: MISSISSIPPI STATE

BORN: 1/29/97, GRENADA, MS

EXP. (NFL/RAVENS): ROOKIE GP/GS (PLAYOFFS): 0/0



— KEY TRANSACTIONS —

- Tyre Phillips was selected by the Ravens in the third round (106th overall) of the 2020 NFL Draft... Was the fourth player picked by Baltimore in the third round (DT Justin Madubuike, WR Devin Duvernay and LB Malik Harrison)

— COLLEGE HONORS —

- National Football Foundation Hampshire Honor Society member (2020)
- 2020 Senior Bowl participant
- Three-time Fall SEC Academic Honor Roll (2017-19)

— COLLEGE HIGHLIGHTS —

- Played in 26 career games (13 starts) at Mississippi State, where in 2019, he developed into one of the SEC's top offensive linemen
- In his first starting season (2019) at MSU, started all 13 games at LT, seeing action in a team-high 821 snaps (819 at LT and 2 at LG)
- In 2019, earned the highest offensive grade among MSU O-linemen and the second-highest offensive grade on the team from *Pro Football Focus College* (80.1)
- Prior to joining MSU, spent two seasons (2015-16) playing guard for a record-breaking East Mississippi Community College offense

— PERSONAL —

- Is an accomplished musician who plays the piano and trumpet... Began playing piano at the age of 3
- Much of his musical talent was acquired playing the keyboard at church, where his father, James, is a pastor
- Would like to someday work as an occupational therapist for children with special needs
- Graduated with a degree in human development and family sciences from Mississippi State

— NOTE THE QUOTE —

"He is definitely a guy we looked at who can move inside to guard. He was down in Mobile at the Senior Bowl, and he did reps at both tackle and guard, or both tackle spots during the week, and saw some action at guard during the game and during the week of practice. When we watched him, we felt like he was a guy who can transition inside to guard."

— Director of Player Personnel Joe Hortiz

2019: (MISSISSIPPI STATE – 13/13)

- Played a team-high 821 snaps, earning the highest offensive grade among Bulldog O-linemen and the second-highest offensive grade (80.1) on the team from *PFF College*

- Allowed just 2 sacks and 1 QBH across 398 snaps in pass protection... His 80.1 offensive grade was the 11th-best in the Power 5 and the second best in the SEC among tackles who played at least 800 snaps
- Produced a 77.4 grade in the run game, which was the SEC's second-best mark among tackles who saw action in at least 400 run-blocking snaps
- Helped the Bulldogs rank third in the SEC in rushing (220.6 ypg) and second in rushing yards per attempt (5.4)... Helped MSU tie for the SEC lead in 200-yard rushing games (eight)
- Recorded a season-high 88.7 pass-blocking grade in the Music City Bowl vs. Louisville
- Earned SEC season-high overall grades (76.6) at No. 7 Auburn and at Texas A&M
- Registered an 80.4 pass-blocking grade at Arkansas, marking his best in a conference game... Helped the Bulldogs finish with 640 total yards, their most ever in an SEC game and fourth most in school history... In that game, MSU registered 460 rushing yards, a school record for an SEC game
- Made his first-career start at LT with MSU in the season-opening win against Louisiana

2018: (MISSISSIPPI STATE – 13/0)

- Saw action in nearly 345 snaps on the O-line, also serving on the FG and PAT units
- Rotated in at LT and was part of an O-line that helped the offense rank second in the SEC in both rushing (223.6 ypg) and average yards per rush (5.7)
- Helped Mississippi State rush for 300 or more yards in an SEC-best four games
- Posted an exceptional pass-blocking grade of 81.3 from *Pro Football Focus College*, not allowing a sack and only permitting five pressures

2017: (MISSISSIPPI STATE – 0/0)

- Redshirted his true freshman season at Mississippi State

2015-16: (EAST MISSISSIPPI CC)

- Was a standout performer on an O-line that helped the Lions to an 11-1 record in 2016
- Regarded as the best guard in the JUCO ranks by *247Sports* and the fourth best by *ESPN.com*

— HIGH SCHOOL —

- Prepped at Grenada (MS) HS, where he played basketball but didn't play a full season of football until his senior year
- For much of his high school career, played trumpet in the marching band during halftime of football games



11

JAMES PROCHE II

WIDE RECEIVER

5-11 | 201

COLLEGE: SOUTHERN METHODIST

BORN: 9/20/96, DALLAS, TX

EXP. (NFL/RAVENS): ROOKIE GP/GS (PLAYOFFS): 0/0



— KEY TRANSACTIONS —

- James Proche II was selected by the Ravens in the sixth round (201st overall) of the 2020 NFL Draft

— COLLEGE HONORS —

- Dave Campbell's Texas Football Offensive Player of the Year (2019)
- First-team All-AAC (2018-19)
- Biletnikoff Award semifinalist (2019)
- Earl Campbell Tyler Rose Award semifinalist (2019)
- Freshman All-American honorable mention by *Campus Insiders* (2016)

— COLLEGE HIGHLIGHTS —

- Appeared in 50 games (41 starts) in his four-year career as a Mustang (2016-19)
- He set SMU career records for receptions (301), receiving yards (3,949), receiving TDs (39), all-purpose yards (4,996) and consecutive games with a receiving TD (12)
- In 2019, registered an FBS-leading 111 reception
- Also tallied a team-high 1,225 receiving yards (13th in FBS) and 15 TDs (fourth in FBS) in 2019
- As a junior in 2018, led the AAC and was in the Top 12 nationally in receptions per game (7.8, fifth), receiving TDs (12, eighth), receiving yards per game (99.9, 10th) and receiving yards (1,199, 12th)
- Tallied 31 KORs (615 yards) and 50 PRs (382 yards) in four seasons at Southern Methodist
- Averaged 13.1 yards per catch and 79.0 receiving yards per game during his SMU career
- Grabbed an 86-yard reception at UCF, tying for the sixth-longest pass play in school history

— PERSONAL —

- Longtime friend of Ravens coaching analyst Zachary Orr...Played with Orr's younger brothers, Chris and Nick, at DeSoto (TX) HS...LB Chris Orr signed as a rookie free agent with the Carolina Panthers in 2020, and DB Nick Orr spent the 2018 training camp with the Chicago Bears
- Mentored by Hall of Fame CB Deion Sanders...Spent two years at Prime Prep Academy (TX), co-founded by Sanders, before transferring to DeSoto (TX) HS for his senior year of high school
- Nickname is "Channel 3"
- Originally grew up playing soccer
- Graduated with a degree in sociology
- **Last name is pronounced: pro-SHAY**

— NOTE THE QUOTE —

"There are a lot of things about James that we like. He's a crafty guy, and he's good inside. He has excellent hands. I think he's competitive with the football. He's a guy that gets upfield quickly with the football in his hands as a punt returner, and that's an important position. It's hard to find those kinds of guys that have that special skillset. He has a good mentality. He's been highly productive at the college level, and I think he fits our team very well."

— EVP & GM Eric DeCosta

2019: (SOUTHERN METHODIST – 13/13)

- Started all 13 games and registered an FBS-leading 111 receptions...Tallied a team-high 1,225 receiving yards (13th in FBS) and 15 TDs (fourth in FBS)
- Finished as the FBS active career leader in receptions (301), receiving yards (3,949) and receiving TDs (39)
- Ranked second in the nation in receptions per game (8.5) and finished second on the team in scoring (92)
- Collected a team-high 1,423 all-purpose yards, including 17 PRs for 164 yards...Also added 4 carries for 18 yards

2018: (SOUTHERN METHODIST – 12/11)

- Appeared in 12 games (11 starts), leading the Mustangs with 93 catches for 1,199 yards and 12 TDs
- Led the conference and was in the Top 12 nationally in receptions per game (7.8, fifth in FBS), receiving TDs (12, eighth in FBS), receiving yards per game (99.9, 10th in FBS)
- His 1,657 all-purpose yards ranked second in the AAC
- Recorded a team-high 20 PRs for 165 yards and 12 KORs for 276 yards
- As a junior, tallied five 100-yard receiving games and recorded a TD reception in all but three games, including three multiple-TD performances
- Tallied 11 receptions for a career-high 183 yards at Tulsa

2017: (SOUTHERN METHODIST – 13/9)

- Finished third on the team with 40 receptions for 816 yards and 6 TDs
- Collected 872 all-purpose yards, ranking fifth on the team
- Registered 7 receptions for a season-high 173 yards and a TD vs. UCF

2016: (SOUTHERN METHODIST – 12/8)

- Appeared in all 12 games (eight starts), totaling 1,044 all-purpose yards (15 rushing, 709 receiving, 47 PR, 273 KOR)...One of three Mustangs (Braeden West and Courtland Sutton) with at least 1,000 all-purpose yards on the season

DRAFT PICKS

- Finished second on the team in receptions (57), receiving yards (709) and TD receptions (6)
- Notched a then-career-high 164 receiving yards, including a career-long 54-yard reception, and 2 TDs at Tulane

2015: (SOUTHERN METHODIST – 0/0)

- Redshirted as a true freshman at SMU

— HIGH SCHOOL —

- Finished his prep career at DeSoto (TX) HS, where he caught 18 passes for 335 yards and 1 TD in just seven games in 2014...Added 15 PRs for 227 yards and 1 TD
- A four-star ESPN recruit who ranked as the nation's No. 38 wideout and the No. 52 player in Texas by ESPN.com

JAMES PROCHE II'S COLLEGE RUSHING/RECEIVING STATISTICS

DATE	TEAM	GP	GS	RECEIVING					RUSHING				
				NO.	YDS	AVG	LG	TD	NO.	YDS.	AVG.	LG	TD
2016	Southern Methodist	12	8	57	709	12.4	54	6	4	15	3.8	15	0
2017	Southern Methodist	13	9	40	816	20.4	86	6	0	0	0.0	0	0
2018	Southern Methodist	12	11	90	1,199	12.9	67	12	2	17	8.5	13	0
2019	Southern Methodist	13	13	111	1,225	11.0	52	15	4	18	4.5	12	0
COLLEGE TOTALS		50	41	301	3,949	13.1	86	39	10	50	5.0	13	0

JAMES PROCHE II'S COLLEGE KICKOFF/PUNT RETURN STATISTICS

DATE	TEAM	RET.	KICKOFF RETURNS				PUNT RETURNS				
			YDS.	AVG.	LG	TD	NO.	YDS	AVG	LG	TD
2016	Southern Methodist	15	273	18.2	30	0	12	47	3.9	13	0
2017	Southern Methodist	3	50	16.7	20	0	1	6	6.0	6	0
2018	Southern Methodist	12	276	23.0	37	0	20	165	8.3	31	0
2019	Southern Methodist	11	16	16.0	16	0	17	164	9.6	20	0
COLLEGE TOTALS		31	615	19.8	37	0	50	382	7.6	31	0





48 PATRICK QUEEN

LINEBACKER
6-0 | 232

COLLEGE: LOUISIANA STATE
BORN: 8/13/99, VENTRESS, LA
EXP. (NFL/RAVENS): ROOKIE GP/GS (PLAYOFFS): 0/0



— KEY TRANSACTIONS —

- Patrick Queen was selected by the Ravens in the first round (28th overall) of the 2020 NFL Draft
- Declared for the draft following his junior season at LSU

— COLLEGE HONORS —

- 2020 CFP National Championship Game Defensive MVP

— COLLEGE HIGHLIGHTS —

- In 41 career games (16 starts), posted 131 tackles (59 solo), 17.5 TFL, 4 sacks, 3 PD, 1 INT and 1 FR
- In his final season (2019) at LSU, tallied a career-high 85 tackles, including 12 TFL and 3 sacks
- Helped lead LSU to a 42-25 victory in the 2020 CFP National Championship Game and an undefeated (15-0) season
- Seven of LSU's 15 wins came against teams ranked in the Top 10
- Helped LSU produce the country's sixth-best third-down defense (29.6%) and rank 31st in total defense (343.5 ypg allowed) in 2019
- A versatile linebacker who was mentored in 2018 by LSU All-American and Butkus Award winner Devin White, who currently plays for Tampa Bay

— PERSONAL —

- Father, Dwayne, played CB at Nicholls State
- Following LSU's National Championship victory, the town of New Road, LA, held a parade for Queen and presented him with a key to the city (2020)
- Queen was honored along with good friend and former high school teammate Stephen Guidry, who attended Mississippi State and was signed as an undrafted free agent by the Dallas Cowboys
- Player he most looks forward to facing in the NFL is former LSU teammate and current Bengals QB Joe Burrow, who was selected No. 1 overall in the 2020 draft
- Was a standout high school baseball player (left fielder) and considered walking on to LSU's baseball team
- Pre-game ritual is to listen to Phil Collins' "In the Air Tonight" just prior to walking out on the field
- Grew up a fan of Ray Lewis and always dreamed about playing for the Ravens' defense
- New Ravens teammate QB Lamar Jackson labeled Queen as "Ray Lewis Jr." following the team's first-round selection via an Instagram live
- Spent many summers training with his father, who would have Patrick do sled pulls on a Mississippi River levee
- Majored in sport administration at LSU

— NOTE THE QUOTE —

"He's a guy that really fits us. He's an explosive player sideline to sideline. He is equally adept in coverage and also against the run. He's a good blitzer. He's a guy that plays like a Raven. When you watch the tape, you notice him. He's a great fit for our defense. I think he's a great fit for Baltimore, and we're very excited about him."

— EVP & GM Eric DeCosta

2019: (LOUISIANA STATE – 15/11)

- Emerged as one of LSU's top defenders, playing the best football of his collegiate career down the stretch of the season...Registered a career-high 85 tackles, including 12 TFL and 3 sacks, helping LSU win the 2020 CFP National Championship and post a 15-0 record
- Led LSU with 8 tackles, including 2.5 TFL and a half-sack, in the 42-25 National Championship victory over Clemson...Was named the game's Defensive MVP
- Tallied 8 tackles, including 1.5 TFL, in the 63-28 Peach Bowl (CFP semifinal) win over Oklahoma
- Posted 6 tackles, including 1 sack, in the 37-10 SEC title game victory over Georgia
- Intercepted a pass and returned it 16 yards late in the second quarter against Alabama...The pick set up an LSU TD that gave the Tigers a 33-13 lead at halftime...Posted 7 total tackles in the game
- Registered a career-high-tying 9 tackles vs. Ole Miss
- Recorded 2 tackles and returned a fumble 10 yards in the season-opening win vs. Georgia Southern

2018: (LOUISIANA STATE – 13/5)

- Finished the season with 40 tackles, including 5 TFL and 1 sack...Started in four of LSU's final five games, helping LSU to a 10-3 record
- Led LSU with 9 tackles, including 1 sack (-22 yards) and 2 TFL, in LSU's Fiesta Bowl win over Central Florida
- Made two starts at OLB against Rice and Texas A&M, recording 5 total tackles in each contest
- Made his first-career start against Alabama, posting 9 tackles, including 2 TFL

2017: (LOUISIANA STATE – 13/0)

- Saw action mostly on special teams as a true freshman
- Posted 6 tackles on defense, including 2 each in games vs. Chattanooga, Arkansas and Texas A&M



DRAFT PICKS

— HIGH SCHOOL —

- Was a four-year starter for Livonia (LA) HS, playing both LB and RB
- Tabbed as a finalist for the 2016 Warrick Dunn Award, which is presented to the high school Player of the Year in the Baton Rouge area

- A 3A state champ and 2015 All-State selection, he totaled 1,487 rushing yards and 19 TDs...Also finished with 66 tackles, 7 TFL and 6 PD...Racked up 1,731 all-purpose yards his senior season after adding 255 receiving yards
- Was a four-year starter for the baseball team, batting .380 as the team's leadoff hitter and left fielder

PATRICK QUEEN'S COLLEGE DEFENSIVE STATISTICS

DATE	TEAM	GP	GS	TACKLES								INTERCEPTIONS					FUMBLES				
				T	S	A	TFL	YDS	SK	YDS	QBH	NO	YDS	LG	TD	PD	FF	FR	YDS		
2017	LSU	13	0	6	2	4	0.5	1	0	0	0	0	0	0	0	0	0	0	0	0	0
2018	LSU	13	4	40	20	20	5	37	1	22	1	0	0	0	0	0	0	0	0	0	0
2019	LSU	15	14	85	37	48	12	49	3	26	1	1	16	16	0	3	0	1	10		
COLLEGE TOTALS		41	18	131	59	72	17.5	87	4	48	2	1	16	16	0	3	0	1	10		



26

GENO STONE

SAFETY

5-11 | 207

COLLEGE: IOWA

BORN: 4/19/99, NEW CASTLE, PA

EXP. (NFL/RAVENS): ROOKIE **GP/GS (PLAYOFFS):** 0/0



— KEY TRANSACTIONS —

- Geno Stone was selected by the Ravens in the seventh round (219th overall) of the 2020 NFL Draft

— COLLEGE HONORS —

- Second-team All-Big Ten by coaches and media (2019)
- Second-team All-Big Ten by the AP (2019)
- Honorable mention All-Big Ten by media (2019)
- Honorable mention All-Big Ten by media (2018)

— COLLEGE HIGHLIGHTS —

- Totaled 126 tackles (80 solo), 4 TFL, 1 sack, 6 INTs, 4 FFs, 1 FR and 13 PD in 39 career games at Iowa
- Notched his first-career TD with a 24-yard INT return at Penn State in 2018
- Ranked second in the Big Ten and 16th nationally, sharing the team lead with 4 INTs in 2018

— PERSONAL —

- Mentored by Will Allen, a DB who played in the NFL from 2007-15 for the Tampa Bay Buccaneers, Pittsburgh Steelers and Dallas Cowboys
- Childhood friends with current Indianapolis Colts S Malik Hooker who is also a New Castle, PA native
- Majored in sport & recreation at Iowa

— NOTE THE QUOTE —

"You watch him back there, and they use him as like the field safety. So, he's rolled down in underneath coverage, and they also played him on the hash. And you just watch how he

processes things. He's really quick to pick up routes coming across. [He] drives up quick, takes things away, shows a feel for the quarterback. He can identify run action quickly. When you watch Geno, you see a guy that really does have a good feel for what's happening in front of him and is able to pick up keys and react quickly to take things away."

— **Director of Player Personnel Joe Hortiz**

2019: (IOWA – 13/13)

- Named second-team All-Big Ten by coaches, second-team All-Big Ten by the AP and honorable mention All-Big Ten by the media
- Started all 13 games at strong safety and produced 70 tackles (46 solo), including 3 TFL and 1 sack, for the fifth-ranked Hawkeye defense (14.0 ppg)...Also recorded 1 INT, 3 FFs, 1 FR and 4 PD
- Recorded eight games with at least 5 tackles, including three contests with a career-high 8 tackles
- Logged 5 tackles (3 solo), 1 FF and 1 PD in the Holiday Bowl win over No. 22 USC
- Registered a career-high 2 TFL against Illinois
- Tallied a career-high 8 tackles (5 solo) in a victory over No. 8 Minnesota, handing them their first loss of the season
- Snagged his lone INT of the season in the first quarter at No. 18 Michigan
- Matched a career-high 8 tackles (5 solo) at Iowa State...Added 1 TFL and 1 FF recovered by Iowa

DRAFT PICKS

2018: (IOWA— 13/8)

- Named honorable mention All-Big Ten by media, totalling 9 tackles (29 solo), 1 TFL and a career-best and team-high 4 INTs, including 1 pick-6...Added 1 FF and 3 PD
- Tallied 6 tackles (4 solo) and 1 INT against Northwestern
- Recorded his first-career TD with a 24-yard INT return at Penn State...Added 4 tackles (2 solo) and 1 PD

2017: (IOWA— 13/0)


- Played primarily on special teams as a freshman and earned the "Next Man In" award at the team's annual banquet
- Finished his true freshman campaign with 17 tackles (5 solo) and 1 INT
- Set a career-high 8 tackles (2 solo) in a win at Nebraska
- Recorded his first-career INT against Illinois

— HIGH SCHOOL —

- Prepped at New Castle (PA) HS, where he earned first-team All-State honors as a senior DB and led his team to the playoffs in three-consecutive seasons...Also saw action at QB and WR during his three seasons and led the team in passing and rushing as a senior in 2016
- Set the school and conference record with 10 INTs in a single season his senior year...Established a school record with 17 career INTs
- Accounted for 5 offensive TDs and 3 INTs in a regional semifinal game
- Three-time letterman in basketball and track & field

GENO STONE'S COLLEGE DEFENSIVE STATISTICS

DATE	TEAM	GP	GS	TACKLES						INTERCEPTIONS					FUMBLES				
				TK	S	A	TFL	YDS	SK	YDS	NO	YDS	LG	TD	PD	FF	FR	YDS	
2017	Iowa	13	0	17	5	12	0	0	0	0	0	1	19	19	0	1	0	0	0
2018	Iowa	13	8	39	29	10	1	2	0	0	4	24	24	1	7	1	0	0	
2019	Iowa	13	13	70	46	24	3	18	1	14	1	0	0	0	5	3	1	0	
COLLEGE TOTALS		39	21	126	80	46	4	20	1	14	6	43	24	1	13	4	1	0	



96

BRODERICK WASHINGTON

COLLEGE: TEXAS TECH
BORN: 12/4/96, LONGVIEW, TX
EXP. (NFL/RAVENS): ROOKIE GP/GS (PLAYOFFS): 0/0

DEFENSIVE TACKLE
6-2 | 305



— KEY TRANSACTIONS —

- Broderick Washington was selected by the Ravens in the fifth round (170th overall) of the 2020 NFL Draft

— COLLEGE HONORS —

- Honorable mention All-Big 12 by coaches (2017-19)
- Team captain in 2018 and 2019

— COLLEGE HIGHLIGHTS —

- Finished his career with 138 tackles (82 solo), 15.5 TFL, 8.5 sacks (-50 yards), 2 PD, 1 FF and 1 FR
- Played in all 49 games (38 starts) for the Red Raiders over four seasons (2016-19)
- Led the Texas Tech defensive line in tackles with 39 in 2019 and 41 in 2018...Led all Red Raider interior D-linemen with a career-high 44 tackles in 2017
- Participated in the NFLPA Collegiate Bowl at historic Rose Bowl Stadium after his senior season

— PERSONAL —

- One of seven siblings
- Wants to be a football coach when his playing career ends, and model his coaching style after his HS coach, John King
- Majored in human sciences

— NOTE THE QUOTE —

"He is versatile. Just like offensive linemen, we look for versatility amongst our D-line, and he's one of those guys who fits that mold. He lined up anywhere – when you watch him on film – from right over the center, in a three-technique, as a five- and six-technique rusher coming from the end spot. So, we love his versatility and his ability to align in multiple spots."

— **Director of Player Personnel Joe Hortiz**

DRAFT PICKS

2019: (TEXAS TECH – 12/12)

- Earned honorable mention All-Big 12 honors for the third-consecutive year and was named a team captain for the second-straight season...Led the D-line with 39 tackles (24 solo), adding 5.5 TFL, 2.5 sacks, 2 PD and 1 FR
- Participated in the NFLPA Collegiate Bowl and Reese's Senior Bowl following the season...Became the first Red Raider defensive lineman since Montae Reagor (1999) to play in the Senior Bowl
- Recorded at least 2 tackles in all but two games
- Notched 5 tackles (2 solo) and 1 PD vs. TCU
- Posted 5 tackles (3 solo) and 1 sack at Baylor
- Totaled 6 tackles (3 solo), 1.5 TFL, a half-sack and a key FR in a win vs. Oklahoma State...Recovered a fumble on the Cowboys' opening drive, setting up a Texas Tech FG to give the Red Raiders an early lead

2018: (TEXAS TECH – 12/12)

- Tabbed All-Big 12 honorable mention for the second-consecutive season and was named a team captain...Led the D-line with 41 tackles (19 solo)...Also posted career highs in TFL (7) and sacks (3)
- Matched a career high for the second-straight week with 7 tackles (3 solo) vs. Baylor
- Tied a career high with 7 tackles (5 solo), including 2 TFL, at Kansas State
- Posted 4 tackles (3 solo) and 1 sack (-10 yards) vs. Texas

2017: (TEXAS TECH – 13/13)

- Named All-Big 12 honorable mention after posting a career-high 44 tackles (29 solo), 2 sacks and 1 FF...Was one of three Red Raiders to start all 13 games on defense
- Recorded 2 or more tackles in all but one game
- Registered 6 tackles (5 solo) in the Birmingham Bowl vs. USF
- Set a career high with 7 solo tackles vs. TCU
- Posted 4 tackles (2 solo) in a 27-24 win at Houston...Knocked the ball loose on a sack of QB Kyle Allen early in the fourth quarter

2016: (TEXAS TECH – 12/1)

- Recorded 14 tackles (10 solo) and 1 sack in his redshirt-freshman campaign
- Made his first-career start at NT in the Red Raiders' season finale vs. Baylor
- Tied a then-career high with 3 tackles (1 solo) at Iowa State
- Made his collegiate debut in the season opener vs. Stephen F. Austin...Tallied 2 solo tackles and 1 sack

2015: (TEXAS TECH – 0/0)

- Redshirted as a true freshman

— HIGH SCHOOL —

- Attended Longview (TX) HS, where he won a state title and was an All-District and honorable mention All-State selection
- Three-star prospect by *Scout.com*, ESPN and *247Sports*
- Selected to play in the 2015 FCA Heart of a Champion All-Star Game

BRODERICK WASHINGTON'S DEFENSIVE STATISTICS

DATE	TEAM	GP	GS	TACKLES								INTERCEPTIONS					FUMBLES			
				TK	S	A	TFL	YDS	SK	YDS	QBH	NO	YDS	LG	TD	PD	FF	FR	YDS	
2016	Texas Tech	12	1	14	10	4	1	7	1	7	2	0	0	0	0	0	0	0	0	0
2017	Texas Tech	13	13	44	29	15	2	13	2	13	3	0	0	0	0	0	0	1	0	0
2018	Texas Tech	12	12	41	19	22	7	29	3	22	4	0	0	0	0	0	0	0	0	0
2019	Texas Tech	12	12	39	24	15	5.5	10	2.5	8	7	0	0	0	0	2	0	1	0	
COLLEGE TOTALS		49	38	138	82	56	15.5	59	8.5	50	16	0	0	0	0	2	1	1	0	

BALTIMORE RAVENS

2020 ROOKIE FREE AGENTS

No.	Name	Pos.	Ht.	Wt.	Birthdate	College
88	Breeland, Jake	TE	6-6	252	9/20/96	Oregon
63	Colon-Castillo, Trystan	C	6-3	313	3/23/98	Missouri
69	Crawford, Aaron	DT	6-1	315	11/4/97	North Carolina
56	Daka, John	OLB	6-2	224	12/7/97	James Madison
82	Dereus, Michael	WR	5-11	207	2/18/97	Georgetown
31	Dorsey, Khalil	CB	5-9	181	3/31/98	Northern Arizona
2	Huntley, Tyler	QB	6-1	196	2/3/98	Utah
81	Moore, Jaylon	WR	5-11	191	7/1/97	Tennessee-Martin
33	Nurse, Josh	CB	6-3	197	7/17/96	Utah
61	Pollard, Sean	C	6-5	322	3/27/98	Clemson
97	Rivers, Chauncey	OLB	6-2	262	6/12/97	Mississippi State
39	Warrior, Nigel	S	6-1	197	12/14/97	Tennessee
57	Welch, Kristian	ILB	6-3	240	5/24/98	Iowa
91	Willoughby, Marcus	OLB	6-3	252	7/26/98	Elon
87	Wolf, Eli	TE	6-4	238	3/11/97	Georgia



ALWAYS MORE
NEVER LESS.





88 **JAKE BREELAND**

TIGHT END
6-6 | 252

COLLEGE: OREGON
BORN: 9/20/96, RANCHO SANTA MARGARITA, CA
EXP. (NFL/RAVENS): ROOKIE GP/GS (PLAYOFFS): 0/0



— COLLEGE —

- Finished fourth all time among Oregon TEs with 1,225 career receiving yards and became just the eighth TE in school history to surpass 1,000 career receiving yards in their career
- Finished with career totals of 74 receptions for 1,225 yards and 13 TDs...Secured a reception in 30 career games, including 24 grabs over 20 yards
- As a senior in 2019, led Pac-12 TEs with 6 receiving TDs, despite playing just six games...Was also one of only six FBS TEs to have 2 receiving TDs in two different games
- Appeared in 12 games (10 starts) as a junior and notched 24 catches for 377 yards and 2 TDs...Ranked third on the team and fourth among Pac-12 TEs in receiving yards...Ranked second on the team with 8 receptions of 20-plus yards
- As a sophomore, recorded 18 catches for 320 yards and a team-high 5 TDs (4 of which exceeded 20 yards), which tied for the Pac-12 lead for TDs among TEs...Led the team with 7 catches of 20-plus yards and averaged 17.8 yards per catch, good for fourth in the Pac-12 among players with at least 15 receptions
- As a redshirt freshman in 2016, saw action in 11 games...His first collegiate reception went for a career-long 63 yards against Washington State
- Graduated with a degree in mathematics

— HIGH SCHOOL/PERSONAL —

- Prepped at Trabuco Hills (Mission Viejo, CA) HS, where after initially playing QB for the Mustangs, he moved to WR and set school records for career TD receptions (22), receiving yards in a single game (208), season (1,028) and career (1,940), and most receptions in one game (14)
- His late father, Garrett, played LB at USC and was selected in the 10th round of the 1986 NFL Draft by the Los Angeles Rams
- Roomed with Chargers 2020 first-round pick QB Justin Herbert in college



63 **TRYSTAN COLON-CASTILLO**

CENTER
6-3 | 313

COLLEGE: MISSOURI
BORN: 3/23/98, WEBB CITY, MO
EXP. (NFL/RAVENS): ROOKIE GP/GS (PLAYOFFS): 0/0



— COLLEGE —

- A three-year starter (2017-19) at center who was heralded for his leadership, strength and durability as an anchor of Missouri's offensive line...Started all 38 games of his career before declaring for the NFL Draft following his junior year
- Started all 12 contests in 2019 and was part of an O-line that helped the Tigers' rushing attack average 151.7 yards per game
- Started all 13 games at center in 2018 and was a key performer for an O-line that helped the offense rank 13th nationally (third in the SEC) in total offense (481.8 avg.), 18th nationally (third in the SEC) in scoring (36.6 ppg) and 18th nationally (third in the SEC) in third-down conversions (46.4)...The Tigers also ranked sixth nationally (first in the SEC) in fewest TFL allowed (4.0 avg.) and eighth nationally (first in the SEC) in fewest sacks allowed (1.0 avg.)
- Earned SEC All-Freshman honors after starting all 13 games at center in his first year (2017) of game action...Was also named the team's 2017 Team Underclassman Leadership Award recipient...Mizzou led the SEC (eighth nationally) in total offense (502.2 ypg) for the second-straight season...The O-line led the country in fewest TFL allowed (2.85 avg.) for the second-straight season and led the SEC (fifth nationally) in fewest sacks allowed (1.00 avg.)
- Redshirted in 2016...Impressed Missouri coaches with his dedication in the weight room and was awarded the team's Lifter of the Year award at the postseason honors banquet

ROOKIE FREE AGENTS

- Majored in parks, recreation and sport

— HIGH SCHOOL/PERSONAL —

- Prepped at Webb City (MO) HS, helping the football team capture three state championships
- Was a multi-sport athlete who also played basketball



A player profile banner for Aaron Crawford. On the left is a circular headshot of a Black man with a beard. To the right of the photo, the number '69' is displayed in large white font. Below the number, 'DEFENSIVE TACKLE' is written in white. Further right, 'AARON CRAWFORD' is written in large white font. Below his name, his college 'NORTH CAROLINA' is listed in yellow, followed by 'BORN: 11/4/97, ASHBURN, VA' in white. Below that, 'EXP. (NFL/RAVENS): ROOKIE' is in white, and 'GP/GS (PLAYOFFS): 0/0' is in yellow. In the bottom right corner of the banner is the Baltimore Ravens logo and the slogan 'ALWAYS MORE. NEVER LESS.' in white and red.

— COLLEGE —

- Played in 42 games (35 starts) on the Tar Heels' defensive line, registering 128 tackles (51 solo), 15.5 TFL, 7 sacks, 1 FF and 1 FR
- Started all 13 games as a senior and earned All-ACC honorable mention honors after recording 50 tackles (23 solo) and 3 sacks...Added 9 TFL, which tied for second most on the team...His 91.2 run defense grade was the best among Power 5 interior D-linemen, according to *Pro Football Focus*
- In 2018, appeared in only two games after suffering an injury in fall camp
- As a sophomore in 2017, started all 12 games at DT and tallied 29 tackles (12 solo), 5 TFL, 3 sacks and 1 FR
- Played in all 13 games (10 starts) as a redshirt freshman and finished with 42 tackles (15 solo), 1.5 TFL and 1 sack...Made a career-high 10 tackles (5 solo) and earned his first-career sack in a 41-7 win vs. The Citadel
- In 2015, granted a medical redshirt after playing in just two games before suffering a season-ending knee injury
- Earned bachelor's degrees in economics and management and society

— HIGH SCHOOL/PERSONAL —

- Prepped at Stone Bridge (Ashburn, VA) HS, earning first-team 5A All-State honors and All-Metro honorable mention as a senior
- Collected 69 total tackles and 8 sacks as a junior, helping his team reach the Virginia 5A North Region Semifinals
- Finished third in the state wrestling championships his junior year



— COLLEGE —

- During his four-year career at James Madison, played in 51 games (24 starts) and recorded 137 tackles (67 solo), 47.5 TFL, 27.5 sacks, 4 PD, 6 FFs, 1 FR and blocked 1 FG
- Registered 67 tackles, including 28 TFL, 16.5 sacks, 3 PD, 4 FFs and 1 FR in his 2019 senior campaign...Set the JMU single-season record for sacks (16.5), leading the FCS in sacks and TFL (28)
- Started all 16 games as a senior DE, earning FCS first-team All-American honors...Also earned FCS National Defensive Player of the Week and CAA Defensive Player of the Week honors with his 9 tackles (6 solo), 5 TFL, 2 sacks and 1 FF vs. Villanova
- In 2018, played in all 13 games (eight starts), while earning HERO Sports FCS second-team All-American honors and being voted JMU's Defensive Lineman of the Year...Totaled 47 tackles (22 solo), 17 TFL, 10 sacks, 2 FFs and 1 safety...Finished tied for first in the CAA in sacks (10) and tied for second in TFL (17)
- During his sophomore season in 2017, saw action in nine games and collected 4 tackles (2 solo), 1 TFL, 1 sack and 1 PD
- As a redshirt freshman (2016), saw action in 13 games and racked up 19 tackles (10 solo) and 1.5 TFL
- Majored in sociology

— HIGH SCHOOL/PERSONAL —

- Attended Dr. Henry A. Wise (Upper Marlboro, MD) HS...As a senior, was named Maryland Class 4A Big School first-team All-State, *Parade* All-American honorable mention, *Washington Post* first-team All-Metro defense, DMV Elite first-team All-Maryland and Prince George's 4A Defensive Player of the Year
- Tallied a school-record 28 sacks his senior season and helped lead Wise to the 2015 MAA 4A state championship with a perfect 14-0 record
- Earned first-team All-County honors as a junior & senior...Was invited to play for the state of Maryland in the 2016 Big 33 Classic
- Played basketball during his freshman season
- Became the first Zambian-born player to join the NFL since 1970, when Howard Mwikuta played as a placekicker for the Dallas Cowboys in the preseason



82 **MICHAEL DEREUS**
WIDE RECEIVER
 5-11 | 207
COLLEGE: GEORGETOWN
BORN: 2/18/97, HYDE PARK, MA
EXP. (NFL/RAVENS): ROOKIE **GP/GS (PLAYOFFS):** 0/0

ALWAYS MORE. NEVER LESS.

— COLLEGE —

- Over his four-year career at Georgetown (2016-19), played in 40 games (30 starts), registering 115 receptions for 1,879 yards and 13 TDs
- Started all 11 games as a senior, earning first-team All-Patriot League honors after posting 41 receptions for a team-high 726 yards and 5 TDs...Surpassed 100 receiving yards twice, with 149 against Fordham and 155 at Lehigh
- Appeared in eight games (seven starts) in 2018 and recorded 21 receptions for a team-best 379 yards and 2 TDs...Tallied a season-high 120 receiving yards, including a 70-yard TD, against Lehigh
- Named second-team All-Patriot League as a sophomore in 2017 after starting all 11 games and led the team with 46 receptions for 696 yards and 5 TDs...Added 9 PRs for 43 yards and 2 KORs for 49 yards
- Saw action in 10 games (one start) as a true freshman, totaling 7 catches for 78 yards and 1 TD...Added 14 KORs for 321 yards and 4 PRs for 27 yards
- Graduated with a degree in government

— HIGH SCHOOL/PERSONAL —

- Prepped at Williston Northampton School (Easthampton, MA), where he lettered in football and track...Posted 51 receptions for 1,115 yards as a senior...Earned first-team All-New England in 2014 and 2015
- Earned the Frank Putnam Track Most Valuable Player award in 2015
- Nickname is "Mookie"



31 **KHALIL DORSEY**
CORNERBACK
 5-9 | 181
COLLEGE: NORTHERN ARIZONA
BORN: 3/31/98, ONTARIO, CA
EXP. (NFL/RAVENS): ROOKIE **GP/GS (PLAYOFFS):** 0/0

ALWAYS MORE. NEVER LESS.

— COLLEGE —

- Appeared in 44 games (40 starts) at Northern Arizona, totaling 197 tackles (139 solo), 8.5 TFL, 1 sack, 8 INTs, 41 PD, 3 FFs and 2 blocked kicks during his four-year career
- Was a two-time first-team All-Big Sky selection (2018-19), named second-team All-Big Sky as a sophomore (2017) and earned honorable mention recognition as a freshman (2016)
- Started every game for the Lumberjacks for the third-consecutive season as a senior in 2019...Tallied career highs in tackles (68), PD (12) and FFs (2)...Added 1 TFL and blocked a PAT
- Posted 33 tackles (25 solo), 2 TFL, 3 INTs, 9 PD and 1 FF while starting all 10 games as a junior in 2018
- Started all 12 games as a sophomore, collecting 49 tackles (29 solo), 3 TFL, 3 INTs, 9 PD...Added 6 KORs for 127 yards (21.2 avg.)
- Played in all 11 games (seven starts) as a freshman, recording a team-high 2 INTs, 47 tackles (33 solo), 2.5 TFL, 1 sack, 11 PD and blocked a PAT...Added 1 PR for 40 yards...Named the team's Newcomer of the Year
- Also competed in track and field as a freshman...Captured the bronze medal at the Big Sky Outdoor Track & Field Championships in the 60-meter hurdles with a time of 8.21 seconds...Placed fifth in the long jump and 110-meter hurdles
- Majored in health science-fitness wellness

ROOKIE FREE AGENTS

— HIGH SCHOOL/PERSONAL —

- Prepped at Colony (Ontario, CA) HS, where he played all three phases on the football field...As a senior in 2015, totaled 295 rushing yards, 3 ground scores, 523 receiving yards, 5 receiving TDs, 19 KORs for 494 yards (26.0 avg.) and 11 PRs for 250 yards (22.7 avg.)...Added 92 tackles (48 solo) and 7 INTs on defense
- Also lettered in track and field all four years...In 2016, placed fifth in the state in the 110-meter hurdles and qualified for the long jump finals
- Played with his brother, Tommie, at Northern Arizona...Tommie is a senior WR for the Lumberjacks



2 TYLER HUNTLEY

QUARTERBACK
6-1 | 196

COLLEGE: UTAH
BORN: 2/3/98, HALLANDALE BEACH, FL
EXP. (NFL/RAVENS): ROOKIE GP/GS (PLAYOFFS): 0/0



ALWAYS MORE.
NEVER LESS.

— COLLEGE —

- A first-team All-Pac-12 honoree in 2019, Huntley played in 37 career games (33 starts)...Was 23-10 as a starter, ranking third all time in career wins by a Utah QB...Completed 574-of-854 passes for 7,351 yards, 46 TDs and 20 INTs, adding 1,146 rushing yards and 16 TDs...Set the school record for career completion percentage (67.2), while his 20 career 200-yard passing games rank fourth all time in Utah history...Was a two-time honorable mention Pac-12 All-Academic honoree (2017-18)
- During his 2019 senior season, was a finalist for the Johnny Unitas Golden Arm Award and the Manning Award, in addition to being a semifinalist for the Walter Camp Player of the Year Award, the Davey O'Brien Award and the Lombardi Award...Was named Co-Pac-12 Offensive Player of the Year and earned first-team All-Conference honors...Started all 14 games, going 220-of-301 passing for 3,092 yards, 19 TDs and just 4 INTs...Added 290 rushing yards and 5 ground scores...Finished the season ranked second (Joe Burrow) in the FBS and first in the Pac-12 in completion percentage (73.1), fifth in the FBS and first in the Pac-12 in passing efficiency (177.6) and third in the FBS and first in the Pac-12 in yards per pass attempt (10.3)...Was a two-time Pac-12 Offensive Player of the Week honoree (at Washington and at Washington State)
- As a junior in 2018, started nine games (6-3 record) before missing the last five with an injury...Was 150-of-234 passing for 1,788 yards, 12 TDs and 6 INTs...At the time of his injury, was the team's second-leading rusher with 304 yards and 4 TDs...Named Pac-12 Player of the Week for his 341 yards passing (22-of-29) and 4 TDs, along with 33 rushing yards and 1 TD, against USC
- As a sophomore in 2017, started 10 games (and missed three due to injury), going 6-4 en route to completing 199-of-312 passes for 2,411 yards, 15 TDs and 10 INTs...Ranked second on the team in rushing TDs (6) and rushing yards (537)...Posted career highs in both passing yards (341) and passing TDs (4) vs. San Jose State...Tallied a career-high 93 rushing yards vs. UCLA, also throwing 4 TDs against the Bruins
- Played in four games as a true freshman (2016), going 5-of-7 passing for 60 yards...Added 9 rushes for 15 yards and 1 TD
- Graduated with a degree in sociology

— HIGH SCHOOL/PERSONAL —

- While at Hallandale (Hallandale Beach, FL) HS, was named the 2015 Florida Gatorade Football Player of the Year, also garnering two-time (2014-15) All-Broward County honors at QB...Went 34-10 as a starter in four years, passing for 9,053 yards and 106 TDs
- Was 237-of-387 passing for 3,636 yards, 42 TDs and just 10 INTs as a senior, leading Hallandale to a 10-3 record and 5A regional finals appearance for the first time in school history
- Set a state record with 71 pass attempts against St. Thomas Aquinas, throwing for 468 yards in the game
- Played against Ravens QB Lamar Jackson, who attended nearby Boynton Beach HS in Broward County



81 **JAYLON MOORE**
WIDE RECEIVER
 5-11 | 191

COLLEGE: TENNESSEE-MARTIN
BORN: 7/1/97, MEMPHIS, TN
EXP. (NFL/RAVENS): ROOKIE **GP/GS (PLAYOFFS):** 0/0



— COLLEGE —

- Appeared in 39 games (25 starts) over four seasons, totaling 92 receptions for 1,492 yards and 18 TDs
- As a senior in 2019, played in nine games (seven starts) and tallied 16 receptions for 292 yards and 5 TDs...Missed five games due to injury...Best performance came against Austin Peay, with 5 catches for 87 yards and a career-high 3 TDs
- Started in all 11 games for the Skyhawks as a junior, posting career highs for receptions (52), receiving yards (799) and TDs (8)...Set single-game career highs for receptions (8) and receiving yards (180), adding 2 TDs against Tennessee State
- Saw action in 10 games (seven starts) in 2017 and recorded 18 receptions for 297 yards and 4 TDs
- Appeared in nine games as a redshirt freshman (2016), catching 6 passes for 104 yards and 1 TD
- Majored in business and global affairs

— HIGH SCHOOL/PERSONAL —

- Prepped at Mitchell (Memphis, TN) HS, where he earned Class 2A All-State honors and garnered first-team All-District 16A accolades...Accumulated 53 receptions for 1,147 yards and 15 TDs, while adding another rushing score...Added 15 tackles and 3 INTs on defense
- Highlighted by the *Memphis Commercial Appeal* as a “Best of the Preps” honoree in 2014...Helped the West team to a 28-16 win in the eighth annual Toyota East-West Tennessee All-Star Game



33 **JOSH NURSE**
CORNERBACK
 6-3 | 197

COLLEGE: UTAH
BORN: 7/17/96, COLUMBIA, SC
EXP. (NFL/RAVENS): ROOKIE **GP/GS (PLAYOFFS):** 0/0



— COLLEGE —

- Appeared in 40 games (10 starts) at Utah, recording 34 tackles, including 2 TFL and 1 sack...Also posted 6 PD, 1 FF and 1 FR...Moved into a starting role at CB as a senior after playing primarily on special teams his first two seasons
- In 2019, played in all 14 games (10 starts) as Utah’s RCB...Registered 27 tackles, including 2 TFL and 1 sack, also tying for third on the team with 6 PD...Tied a career high with 4 tackles vs. Texas in the Alamo Bowl, adding 2 PD...Posted 3 tackles, 1 PD and 1 FR vs. UCLA...Tallied 1 sack and 1 FF vs. Cal
- In 2018, played in all 14 games on special teams and made four appearances on defense (vs. Weber State, Washington State, Arizona and Colorado), producing 7 total tackles...Earned honorable mention Pac-12 All-Academic accolades
- In 2017, played in 12 games, seeing action mostly on special teams...Appeared on defense in one game against San Jose State...Originally joined the Utes as a walk-on, first seeing action at WR and safety before moving to CB
- Prior to Utah, attended Blinn College in 2016, after playing in six games at Georgia Military College in 2015, when he produced 1 catch for 10 yards
- Graduated with a degree in sociology

— HIGH SCHOOL/PERSONAL —

- Prepped at Sandy Creek (Tyrone, GA) HS and also attended Blythewood (Blythewood, SC) HS
- Is related to Jonathan Goodwin, who had a 14-year NFL career with the New York Jets, New Orleans and San Francisco
- Enjoys doing impersonations, while other interests include singing and hunting



61 SEAN POLLARD

CENTER
6-5 | 322

COLLEGE: CLEMSON
BORN: 3/27/98, JACKSON SPRINGS, NC
EXP. (NFL/RAVENS): ROOKIE GP/GS (PLAYOFFS): 0/0



ALWAYS MORE.
NEVER LESS.

— COLLEGE —

- Played 2,328 snaps over 55 games (38 starts) in his career, taking reps at tackle, guard and center during a four-year span (2016-19) in which the Tigers went 55-4...Clemson, which won four ACC titles, made four College Football Playoff appearances and won two national championships during his collegiate career
- Two-time second-team All-ACC selection (2018-19)...Also earned honorable mention All-ACC honors as a sophomore in 2017...Became the 17th player in Clemson history to earn at least three selections to the All-ACC Academic Team (2017-19)
- Started all 15 games at center as a captain for the Tigers in 2019, helping the team finish fourth in the nation in points per game (43.9) and set a school record with 528.7 total yards per game (fifth in the nation)
- Appeared in 14 games (seven starts) as a junior, contributing to a 15-0 record and the program's second national title in three years (2016 & 2018)...Clemson's offense finished third in the nation in total offense (528.0 ypg) and fourth in scoring (44.3 ppg)
- Played in all 14 games (nine starts) as a sophomore in 2017
- Appeared in 12 games (seven starts) as a freshman in 2016 and shared team offensive Rookie of the Year honors with fellow OL Tremayne Anchrum...Blocked for QB Deshaun Watson, who set single-season school records with 4,593 passing yards and 41 TDs and was a Heisman Trophy finalist...Helped Clemson capture its first national championship since 1981
- Graduated with a degree in history

— HIGH SCHOOL/PERSONAL —

- Prepped at Pinecrest (Southern Pines, NC) HS, where he was rated as the No. 129 overall player by Scout.com and the 10th-best prospect at his position by ESPN...Was a first-team All-State offensive lineman in 2014 and 2015
- Inspired after a visit to a local children's hospital in 2017, Pollard created an annual "All Off For Cancer" event, where Clemson student-athletes shaved their heads to raise money for local pediatric cancer patients
- Has multiple tattoos on his arm dedicated to his late grandmother, Alma Cortes, a decorated City of Miami police officer who was killed in a tragic car accident in 2015



97 CHAUNCEY RIVERS

OUTSIDE LINEBACKER
6-2 | 262

COLLEGE: MISSISSIPPI STATE
BORN: 6/12/97, ATLANTA, GA
EXP. (NFL/RAVENS): ROOKIE GP/GS (PLAYOFFS): 0/0



ALWAYS MORE.
NEVER LESS.

— COLLEGE —

- Appeared in 26 career games (13 starts) at DE for Mississippi State, totaling 67 tackles (32 solo), 15 TFL, 7.5 sacks, 3 PD and 1 FF
- As a senior, moved into a starting role at strong-side DE and earned AP All-SEC second-team honors...Led all Mississippi State D-linemen with 43 tackles (24 solo), 8 TFL and 5 sacks
- Logged at least a half-TFL in eight different games and registered at least 1 sack in four separate contests
- In his junior season, played in all 13 games and totaled 24 tackles, with multiple tackles in nine different contests, while adding 2.5 sacks
- Tallied at least a half-TFL in eight different games despite not being a starter, finishing fifth on the team in TFL (7)
- Redshirted the 2017 campaign, his first season at Mississippi State
- Played junior college football at East Mississippi Community College in 2016, when he finished with 45 tackles (25 solo), 8 sacks and 1 FF...Was widely considered the top pass rusher in the junior college ranks before transferring to Mississippi State
- Began his collegiate career at Georgia in 2015, where he played four games, notching 4 tackles and 1 TFL

ROOKIE FREE AGENTS

- Graduated from Mississippi State in December 2018 with a degree in interdisciplinary studies and pursued a second bachelor's degree in communications during his senior year

— HIGH SCHOOL/PERSONAL —

- Prepped at Stephenson (Stone Mountain, GA) HS, where as a senior he accumulated 99 tackles, 19 TFL, 10 sacks, 5 FFs and 1 INT...As a junior, he finished with 108 tackles, 29 TFL and 15 sacks
- Tabbed a four-star recruit by 247sports.com, Scout.com and ESPN.com
- Member of Atlanta Journal-Constitution 2014 Super 11 and Class 5A All-State team...Named to the *Georgia Sports Writers Association* 2014 All-State Class 5A first-team defense and 2013 All-State Class 5A second-team defense...2014 DeKalb (county) Defensive Player of the Year



A player profile banner for Nigel Warrior. On the left is a circular headshot of a young Black man with short hair, wearing a white collared shirt. To the right of the photo, the number '39' is displayed in large white font. Below the number, the word 'SAFETY' is written in white, followed by '6-1 | 197' in a smaller white font. To the right of the number and position, the name 'NIGEL WARRIOR' is written in large white font. Below the name, the text 'COLLEGE: TENNESSEE' is written in yellow. Below that, 'BORN: 12/14/97, COLLEGE PARK, GA' is written in white. Below that, 'EXP. (NFL/RAVENS): ROOKIE GP/GS (PLAYOFFS): 0/0' is written in white. In the bottom right corner of the banner is the Baltimore Ravens logo and the slogan 'ALWAYS MORE. NEVER LESS.' in white and red.

— COLLEGE —

- Played in 49 games (38 starts) at safety for the Vols, collecting 239 tackles (144 solo), 7.5 TFL, 18 PD, 5 INTs, 1 sack and 3 FFs
- As a senior (2019), started all 13 games at safety, en route to earning *AP* All-SEC first-team honors, All-SEC second-team honors (voted by the coaches) and *PFF College* All-SEC second-team honors...Tied for the SEC lead in INTs (4) and ranked third on the team with 70 tackles (39 solo), adding 2 TFL and 9 PD... Intercepted Alabama QB Tua Tagovailoa and returned it 59 yards to set up a Tennessee TD... Added a team-high 6 tackles (4 solo)
- In 2018, was voted a team captain and started all 12 games at safety, ranking second on the Vols with 64 tackles (41 solo), adding 1 TFL and 1 PD
- Started all 12 games as a sophomore and finished second on the team and 13th in the SEC in tackles (83)...His 3 FFs tied for fourth in the SEC... Additionally, notched 3 TFLs, 3 PD, 1 sack, 1 INT, 1 FR and blocked a PAT... Returned his first-career INT 70 yards for a TD against Missouri
- As a freshman, played in all 12 games (one start) at safety... Had 22 tackles (19 solo) and 1 TFL, earning SEC All-Freshman honors
- Majored in sociology at Tennessee

— HIGH SCHOOL/PERSONAL —

- Prepped at Peachtree Ridge (Suwanee, GA) HS...As a senior in 2016, recorded 30 tackles and 3 INTs, earning U.S. Army All-American and Class 5A first-team All-State honors
- Father, Dale Carter, was a two-time All-American DB at Tennessee from 1990-91... He became a four-time Pro Bowler with the Kansas City Chiefs and ended his 14-year NFL career with the Baltimore Ravens (2004-05)
- Cousin, Georgia DB J.R. Reed, signed with the Jacksonville Jaguars as an undrafted free agent in 2020



57 KRISTIAN WELCH

LINEBACKER
6-3 | 240

COLLEGE: IOWA
BORN: 5/24/98, IOLA, WI
EXP. (NFL/RAVENS): ROOKIE GP/GS (PLAYOFFS): 0/0



ALWAYS MORE
NEVER LESS.

— COLLEGE —

- Appeared in 46 games (16 starts) at Iowa, recording 145 tackles (74 solo), 4.5 sacks, 10.5 TFL, 2 INTs, 6 PD, 2 FFs and 2 FRs... Two-time (2018-19) Academic All-Big Ten honoree, and as a senior, was named honorable mention All-Big Ten by coaches and media
- In 2019, served as a defensive team captain and started at MLB in all 10 appearances... Led the team with 87 tackles (44 solo), adding 9 TFL, 3 sacks, 3 PD, 1 FF and 1 FR... Had a career-high 12 tackles (10 solo), adding 1 sack, 1.5 TFL and 1 FF against Illinois... Recorded 11 tackles (6 solo), 1 sack, 1.5 TFL and 1 PD against No. 7 Minnesota
- Played in 12 games (six starts) in 2018, posting 49 tackles (26 solo), 1.5 sacks, 1.5 TFL, 1 INT, 2 PD, 1 FF and 1 FR... Helped the Iowa defense to a home win against Illinois, holding them to 216 yards while recording 5 tackles (2 solo), 1 INT and a half-sack... Had a team-high 8 tackles (4 solo) and 1 FR for a defense that held Northern Iowa to just 6 rushing yards
- Appeared in 11 games in 2017, recording 6 tackles (2 solo), 1 INT and 1 PD... Part of a defense that held Boston College to just 21 rushing yards and 102 total yards in the 27-20 victory in the Pinstripe Bowl... Posted a season-high 3 tackles (2 solo) and hauled in his first-career INT (returned 33 yards) at Nebraska
- Saw action in all 13 games as a true freshman, posting 3 tackles (2 solo)... Tallied 2 solo tackles for a defense that held the opposition to 90 rushing yards in a victory over No. 15 Nebraska
- Graduated with a degree in enterprise leadership

— HIGH SCHOOL/PERSONAL —

- Prepped at Iola-Scandinavia (Iola, WI) HS, where he played both LB and RB, helping his team reach the state playoffs in three straight years... Rushed 85 times for 1,000 yards and 10 TDs and recorded 75 tackles on defense as a senior, earning All-State and All-Region honors
- Named first-team All-Conference as both a LB and RB in his junior and senior years
- Also played on the basketball team, serving as a team captain and earning team MVP honors



91 MARCUS WILLOUGHBY

OUTSIDE LINEBACKER
6-3 | 252

COLLEGE: ELON
BORN: 7/26/98, DURHAM, NC
EXP. (NFL/RAVENS): ROOKIE GP/GS (PLAYOFFS): 0/0



ALWAYS MORE
NEVER LESS.

— COLLEGE —

- Appeared in 43 games (37 starts) for Elon, totaling 224 tackles (96 solo), 31 TFL, 16.5 sacks (-105 yards), 3 FFs and 1 FR
- Started all 11 games on the D-line as a team captain in 2019, earning second-team All-CAA recognition... Posted career highs with 65 tackles, 13.5 TFL and 2 FFs... Tied another career best with 7 sacks (-41 yards)... Named the CAA and STATS FCS National Defensive Player of the Week after registering a career-high 14 tackles, including 2 TFL and 1 sack, in the home-opening win vs. The Citadel
- As a junior in 2018, started all 11 games at DE, earning third-team All-CAA honors... Tallied 58 tackles (23 solo), including 6.5 TFL and 2.5 sacks (-20 yards)... Earned CAA Defensive Player of the Week recognition after tallying 9 tackles (6 solo), including 4.5 TFL and 2 sacks, vs. New Hampshire
- Appeared in 11 games (nine starts) as a sophomore and recorded 59 tackles (27 solo), including 10 TFL and a team-best 7 sacks (-44 yards)... Also forced and recovered 1 fumble
- Saw action in 10 games (six starts) as a freshman in 2016, tallying 42 tackles (14 solo) and 1 TFL
- Majored in sport management

ROOKIE FREE AGENTS

— HIGH SCHOOL/PERSONAL —

- Prepped at Riverside (Durham, NC) HS, where he was an All-Conference performer in his junior and senior seasons...Also lettered in lacrosse and basketball
- Achieved the rank of Eagle Scout and was an engineering pathway student
- Father, Marvin, played football at North Carolina A&T State and mother, Jacqueline, played basketball at Winston-Salem State



87 **ELI WOLF**
TIGHT END
6-4 | 238
COLLEGE: GEORGIA
BORN: 3/11/97, MINSTER, OH
EXP. (NFL/RAVENS): ROOKIE GP/GS (PLAYOFFS): 0/0

ALWAYS MORE.
NEVER LESS.

— COLLEGE —

- Appeared in all 14 games (two starts) as a 2019 graduate transfer for the Bulldogs, finishing with 13 receptions for 194 yards and 1 TD...Awarded co-recipient of the Offensive Newcomer of the Year
- In his junior campaign at Tennessee, played in 12 games (seven starts), totaling 5 receptions for 30 yards and 1 TD
- Played in nine games and made his first-career start as a sophomore for the Vols, finishing with 3 catches for 48 yards
- As a redshirt freshman in 2016, appeared in six games and made his first-career reception against Tennessee Tech
- Earned his bachelor's degree in marketing from Tennessee and pursued his master's degree in sport management from Georgia

— HIGH SCHOOL/PERSONAL —

- Prepped at Minster (OH) HS, where he set the school record for career receptions (124), receiving yards (2,234) and receiving TDs (27) over three varsity seasons (2012-14)...Holds every receiving record for a career, season and game at his high school
- Helped Minster win the 2014 Ohio State Division VI Championship...Caught 9 passes, including 3 TDs, for 145 yards in the state title game
- His older brother, Ethan, was also a TE for the Volunteers

ALPHABETICAL ROSTER

NO.	NAME	POS.	HT.	WT.	AGE	EXP.	COLLEGE	HOMETOWN	HOW ACQ.
47	Adams, Jerell	TE	6-5	254	27	4	South Carolina	Pinewood, S.C.	FA '20
51	Adeoye, Aaron	OLB	6-6	250	26	1	Southeast Missouri State	Marion, IL	FA '19
50	Alaka, Otaru	ILB	6-3	239	24	2	Texas A&M	Houston, TX	FA '19
89	Andrews, Mark	TE	6-5	256	24	3	Oklahoma	Scottsdale, AZ	D3b '18
23	Averett, Anthony	CB	5-11	184	25	3	Alabama	Woodbury, NJ	D4a '18
30	Barner, Kenjon	RB/RS	5-9	195	31	7	Oregon	Riverside, CA	FA '20
49	Board, Chris	ILB	6-2	237	25	3	North Dakota State	Orlando, FL	FA '18
38	Bonds, Terrell	CB	5-8	182	24	1	Tennessee State	Miami, FL	FA '19
54	Bowser, Tyus	OLB	6-3	242	25	4	Houston	Tyler, TX	D2 '17
80	Boykin, Miles	WR	6-4	220	23	2	Notre Dame	New Lenox, IL	D3b '19
86	Boyle, Nick	TE	6-4	270	27	6	Delaware	Sussex, NJ	D5a '15
77	Bozeman, Bradley	G/C	6-3	317	25	3	Alabama	Roanoke, AL	D6c '18
67	Bredeson, Ben	G	6-5	315	22	R	Michigan	Hartland, WI	D4 '20
15	Brown, Marquise	WR	5-9	180	23	2	Oklahoma	Hollywood, FL	D1 '19
78	Brown Jr., Orlando	T	6-8	355	24	3	Oklahoma	Baltimore, MD	D3a '18
93	Campbell, Calais	DE	6-8	300	33	13	Miami (Fla.)	Denver, CO	T (Jax.) '20
36	Clark, Chuck	S	6-0	205	25	4	Virginia Tech	Suffolk, VA	D6 '17
63	Colon-Castillo, Trystan	C	6-3	313	22	R	Missouri	Webb City, MO	FA '20
46	Cox, Morgan	LS	6-4	235	34	11	Tennessee	Collierville, TN	FA '10
69	Crawford, Aaron	DT	6-1	315	22	R	North Carolina	Ashburn, VA	FA '20
56	Daka, John	OLB	6-2	224	22	R	James Madison	Lusaka, Zambia	FA '20
82	Dereus, Michael	WR	5-11	207	23	R	Georgetown	Hyde Park, MA	FA '20
27	Dobbins, J.K.	RB	5-10	212	21	R	Ohio State	La Grange, TX	D2 '20
31	Dorsey, Khalil	CB	5-9	181	22	R	Northern Arizona	Ontario, CA	FA '20
13	Duvernay, Devin	WR	5-11	200	22	R	Texas	Sachse, TX	D3b '20
35	Edwards, Gus	RB	6-1	238	25	3	Rutgers	Staten Island, NY	FA '18
62	Ehinger, Parker	G	6-6	310	27	4	Cincinnati	Rockford, MI	FA '20
32	Elliott, DeShon	S	6-1	210	23	3	Texas	Dallas, TX	D6a '18
71	Ellis, Justin	DT	6-2	350	29	7	Louisiana Tech	Neville, LA	FA '19
45	Ferguson, Jaylon	OLB	6-5	270	24	2	Louisiana Tech	St. Francisville, LA	D3a '19
70	Fluker, D.J.	G	6-5	342	29	8	Alabama	New Orleans, LA	FA '20
58	Fort, L.J.	ILB	6-0	232	30	6	Northern Iowa	Waynesville, MO	FA '19
3	Griffin III, Robert	QB	6-2	213	30	8	Baylor	Copperas Cove, TX	FA '18
40	Harrison, Malik	LB	6-3	247	22	R	Ohio State	Columbus, OH	D3c '20
43	Hill, Justice	RB	5-10	200	22	2	Oklahoma State	Tulsa, OK	D4a '19
66	Holden, Will	G	6-7	312	26	3	Vanderbilt	Green Cove Springs, FL	FA '19
44	Humphrey, Marlon	CB	6-0	197	24	4	Alabama	Hoover, AL	D1 '17
2	Huntley, Tyler	QB	6-1	196	22	R	Utah	Hallandale Beach, FL	FA '20
21	Ingram II, Mark	RB	5-9	210	30	10	Alabama	Flint, MI	UFA (NO) '19
8	Jackson, Lamar	QB	6-2	212	23	3	Louisville	Pompano Beach, FL	D1b '18
99	Judon, Matthew	OLB	6-3	261	28	5	Grand Valley State	West Bloomfield, MI	D5 '16
4	Koch, Sam	P	6-1	222	38	15	Nebraska	Seward, NE	D6a '06
41	Levine Sr., Anthony	DB/LB	5-11	207	33	9	Tennessee State	Abbeville, LA	FA '12
92	Madubuike, Justin	DT	6-3	300	22	R	Texas A&M	McKinney, TX	D3a '20
90	McPhee, Pernel	OLB	6-3	269	31	10	Mississippi State	Pahokee, FL	UFA (WAS) '19
7	McSorley, Trace	QB	6-0	202	24	2	Penn State	Ashburn, VA	D6 '19
65	Mekari, Patrick	G/C	6-4	308	23	2	Cal-Berkeley	Westlake Village, CA	FA '19
10	Moore, Chris	WR/RS	6-1	200	27	5	Cincinnati	Tampa, FL	D4b '16
81	Moore, Jaylon	WR	5-11	191	23	R	Tennessee-Martin	Memphis, TN	FA '20
60	Moore, Nick	LS	6-2	248	27	1	Georgia	Snellville, GA	FA '20
33	Nurse, Josh	CB	6-3	197	24	R	Utah	Columbia, SC	FA '20
24	Peters, Marcus	CB	6-0	197	27	6	Washington	Oakland, CA	TR (LAR) '19
74	Phillips, Tyre	G	6-5	330	23	R	Mississippi State	Grenada, MS	D3d '20
61	Pollard, Sean	C	6-5	322	22	R	Clemson	Jackson Springs, NC	FA '20
72	Powers, Ben	G	6-4	310	23	2	Oklahoma	Wichita, KS	D4b '19
11	Proche II, James	WR	5-11	201	23	R	Southern Methodist	Dallas, TX	D6 '20
48	Queen, Patrick	LB	6-0	232	21	R	Louisiana State	Ventress, LA	D1 '20
42	Ricard, Patrick	FB/DL	6-3	303	26	4	Maine	Spencer, MA	FA '17
28	Richards, Jordan	S	5-11	215	27	6	Stanford	Folsom, CA	FA '19
97	Rivers, Chauncey	OLB	6-2	262	23	R	Mississippi State	Atlanta, GA	FA '20
85	Scarf, Charles	TE	6-5	249	24	1	Delaware	Lancaster, PA	FA '19
12	Scott, Jaleel	WR	6-5	210	25	3	New Mexico State	Rock Hill, SC	D4c '18
68	Skura, Matt	C/G	6-3	313	27	4	Duke	Columbus, OH	FA '16
22	Smith, Jimmy	CB	6-2	210	32	10	Colorado	Colton, CA	D1 '11
83	Snead IV, Willie	WR/RS	5-11	200	27	6	Ball State	Muskegon, MI	RFA (NO) '18
79	Stanley, Ronnie	T	6-6	315	26	5	Notre Dame	Las Vegas, NV	D1 '16
26	Stone, Geno	S	5-11	207	21	R	Iowa	New Castle, PA	D7 '20
29	Thomas III, Earl	S	5-10	202	31	11	Texas	Orange, TX	UFA (SEA)-19
9	Tucker, Justin	K	6-1	183	30	9	Texas	Austin, TX	FA '12
53	Ward, Jihad	DE	6-5	287	26	5	Illinois	Staten Island, NY	FA '19
39	Warrior, Nigel	S	6-1	197	22	R	Tennessee	College Park, GA	FA '20
96	Washington, Broderick	DT	6-2	305	23	R	Texas Tech	Longview, TX	D5 '20
57	Welch, Kristian	LB	6-3	240	22	R	Iowa	Iola, WI	FA '20
84	Wesley, Antoine	WR	6-4	206	22	1	Texas Tech	Las Vegas, NV	FA '19
98	Williams, Brandon	DT	6-1	336	31	8	Missouri Southern St.	Kirkwood, MO	D3 '13
91	Willoughby, Marcus	OLB	6-3	252	22	R	Elon	Durham, NC	FA '20
87	Wolf, Eli	TE	6-4	238	23	R	Georgia	Minster, OH	FA '20
95	Wolfe, Derek	DE	6-5	285	30	9	Cincinnati	East Liverpool, Ohio	UFA (DEN) '20
25	Young, Tavon	CB	5-9	185	26	5	Temple	Oxon Hill, MD	D4a '16

Reserve/NFIN (1)

88	Breeland, Jake	TE	6-6	252	23	R	Oregon	Rancho Santa Margarita, CA	FA '20
----	----------------	----	-----	-----	----	---	--------	----------------------------	--------

Injured Reserve (1)

37	Marshall, Iman	CB	6-1	210	23	2	Southern California	Long Beach, CA	D4c '19
----	----------------	----	-----	-----	----	---	---------------------	----------------	---------

Reserve/Opt-Out (2)

76	Smith, Andre	T	6-4	330	33	13	Alabama	Birmingham, AL	FA '19
16	Thomas, DeAnthony	WR/RS	5-8	176	27	7	Oregon	Los Angeles, CA	FA '19



NUMERICAL ROSTER

NO.	NAME	POS.	HT.	WT.	AGE	EXP.	COLLEGE	HOMETOWN	HOW ACQ.
2	Huntley, Tyler	QB	6-1	196	22	R	Utah	Hallandale Beach, FL	FA '20
3	Griffin III, Robert	QB	6-2	213	30	8	Baylor	Copperas Cove, TX	FA '18
4	Koch, Sam	P	6-1	222	38	15	Nebraska	Seward, NE	D6a '06
7	McSorley, Trace	QB	6-0	202	24	2	Penn State	Ashburn, VA	D6 '19
8	Jackson, Lamar	QB	6-2	212	23	3	Louisville	Pompano Beach, FL	D1b '18
9	Tucker, Justin	K	6-1	183	30	9	Texas	Austin, TX	FA '12
10	Moore, Chris	WR/RS	6-1	200	27	5	Cincinnati	Tampa, FL	D4b '16
11	Proche II, James	WR	5-11	201	23	R	Southern Methodist	Dallas, TX	D6 '20
12	Scott, Jaleel	WR	6-5	210	25	3	New Mexico State	Rock Hill, SC	D4c '18
13	Duvernay, Devin	WR	5-11	200	22	R	Texas	Sachse, TX	D3b '20
15	Brown, Marquise	WR	5-9	180	23	2	Oklahoma	Hollywood, FL	D1 '19
21	Ingram II, Mark	RB	5-9	210	30	10	Alabama	Flint, MI	UFA (NO) '19
22	Smith, Jimmy	CB	6-2	210	32	10	Colorado	Colton, CA	D1 '11
23	Averett, Anthony	CB	5-11	184	25	3	Alabama	Woodbury, NJ	D4a '18
24	Peters, Marcus	CB	6-0	197	27	6	Washington	Oakland, CA	TR (LAR) '19
25	Young, Tavon	CB	5-9	185	26	5	Temple	Oxon Hill, MD	D4a '16
26	Stone, Geno	S	5-11	207	21	R	Iowa	New Castle, PA	D7 '20
27	Dobbins, J.K.	RB	5-10	212	21	R	Ohio State	La Grange, TX	D2 '20
28	Richards, Jordan	S	5-11	215	27	6	Stanford	Folsom, CA	FA '19
29	Thomas III, Earl	S	5-10	202	31	11	Texas	Orange, TX	UFA (SEA)-19
30	Barner, Kenjon	RB/RS	5-9	195	31	7	Oregon	Riverside, CA	FA '20
31	Dorsey, Khalil	CB	5-9	181	22	R	Northern Arizona	Ontario, CA	FA '20
32	Elliott, DeShon	S	6-1	210	23	3	Texas	Dallas, TX	D6a '18
33	Nurse, Josh	CB	6-3	197	24	R	Utah	Columbia, SC	FA '20
35	Edwards, Gus	RB	6-1	238	25	3	Rutgers	Staten Island, NY	FA '18
36	Clark, Chuck	S	6-0	205	25	4	Virginia Tech	Suffolk, VA	D6 '17
38	Bonds, Terrell	CB	5-8	182	24	1	Tennessee State	Miami, FL	FA '19
39	Warrior, Nigel	S	6-1	197	22	R	Tennessee	College Park, GA	FA '20
40	Harrison, Malik	LB	6-3	247	22	R	Ohio State	Columbus, OH	D3c '20
41	Levine Sr., Anthony	DB/LB	5-11	207	33	9	Tennessee State	Abbeville, LA	FA '12
42	Ricard, Patrick	FB/DL	6-3	303	26	4	Maine	Spencer, MA	FA '17
43	Hill, Justice	RB	5-10	200	22	2	Oklahoma State	Tulsa, OK	D4a '19
44	Humphrey, Marlon	CB	6-0	197	24	4	Alabama	Hoover, AL	D1 '17
45	Ferguson, Jaylon	OLB	6-5	270	24	2	Louisiana Tech	St. Francisville, LA	D3a '19
46	Cox, Morgan	LS	6-4	235	34	11	Tennessee	Collierville, TN	FA '10
47	Adams, Jerell	TE	6-5	254	27	4	South Carolina	Pinewood, S.C.	FA '20
48	Queen, Patrick	LB	6-0	232	21	R	Louisiana State	Ventress, LA	D1 '20
49	Board, Chris	ILB	6-2	237	25	3	North Dakota State	Orlando, FL	FA '18
50	Alaka, Otaru	ILB	6-3	239	24	2	Texas A&M	Houston, TX	FA '19
51	Adeoye, Aaron	OLB	6-6	250	26	1	Southeast Missouri State	Marion, IL	FA '19
53	Ward, Jihad	DE	6-5	287	26	5	Illinois	Staten Island, NY	FA '19
54	Bowser, Tyus	OLB	6-3	242	25	4	Houston	Tyler, TX	D2 '17
56	Daka, John	OLB	6-2	224	22	R	James Madison	Lusaka, Zambia	FA '20
57	Welch, Kristian	LB	6-3	240	22	R	Iowa	Iola, WI	FA '20
58	Fort, L.J.	ILB	6-0	232	30	6	Northern Iowa	Waynesville, MO	FA '19
60	Moore, Nick	LS	6-2	248	27	1	Georgia	Snellville, GA	FA '20
61	Pollard, Sean	C	6-5	322	22	R	Clemson	Jackson Springs, NC	FA '20
62	Ehinger, Parker	G	6-6	310	27	4	Cincinnati	Rockford, MI	FA '20
63	Colon-Castillo, Trystan	C	6-3	313	22	R	Missouri	Webb City, MO	FA '20
65	Mekari, Patrick	G/C	6-4	308	23	2	Cal-Berkeley	Westlake Village, CA	FA '19
66	Holden, Will	G	6-7	312	26	3	Vanderbilt	Green Cove Springs, FL	FA '19
67	Bredeson, Ben	G	6-5	315	22	R	Michigan	Hartland, WI	D4 '20
68	Skura, Matt	C/G	6-3	313	27	4	Duke	Columbus, OH	FA '16
69	Crawford, Aaron	DT	6-1	315	22	R	North Carolina	Ashburn, VA	FA '20
70	Fluker, D.J.	G	6-5	342	29	8	Alabama	New Orleans, LA	FA '20
71	Ellis, Justin	DT	6-2	350	29	7	Louisiana Tech	Neville, LA	FA '19
72	Powers, Ben	G	6-4	310	23	2	Oklahoma	Wichita, KS	D4b '19
74	Phillips, Tyre	G	6-5	330	23	R	Mississippi State	Grenada, MS	D3d '20
77	Bozeman, Bradley	G/C	6-3	317	25	3	Alabama	Roanoke, AL	D6c '18
78	Brown Jr., Orlando	T	6-8	355	24	3	Oklahoma	Baltimore, MD	D3a '18
79	Stanley, Ronnie	T	6-6	315	26	5	Notre Dame	Las Vegas, NV	D1 '16
80	Boykin, Miles	WR	6-4	220	23	2	Notre Dame	New Lenox, IL	D3b '19
81	Moore, Jaylon	WR	5-11	191	23	R	Tennessee-Martin	Memphis, TN	FA '20
82	Dereus, Michael	WR	5-11	207	23	R	Georgetown	Hyde Park, MA	FA '20
83	Snead IV, Willie	WR/RS	5-11	200	27	6	Ball State	Muskegon, MI	RFA (NO) '18
84	Wesley, Antoine	WR	6-4	206	22	1	Texas Tech	Las Vegas, NV	FA '19
85	Scarf, Charles	TE	6-5	249	24	1	Delaware	Lancaster, PA	FA '19
86	Boyle, Nick	TE	6-4	270	27	6	Delaware	Sussex, NJ	D5a '15
87	Wolf, Eli	TE	6-4	238	23	R	Georgia	Minster, OH	FA '20
89	Andrews, Mark	TE	6-5	256	24	3	Oklahoma	Scottsdale, AZ	D3b '18
90	McPhee, Pernel	OLB	6-3	269	31	10	Mississippi State	Pahokee, FL	UFA (WAS) '19
91	Willoughby, Marcus	OLB	6-3	252	22	R	Elon	Durham, NC	FA '20
92	Madubuike, Justin	DT	6-3	300	22	R	Texas A&M	McKinney, TX	D3a '20
93	Campbell, Calais	DE	6-8	300	33	13	Miami (Fla.)	Denver, CO	T (Jax.) '20
95	Wolfe, Derek	DE	6-5	285	30	9	Cincinnati	East Liverpool, Ohio	UFA (DEN) '20
96	Washington, Broderick	DT	6-2	305	23	R	Texas Tech	Longview, TX	D5 '20
97	Rivers, Chauncey	OLB	6-2	262	23	R	Mississippi State	Atlanta, GA	FA '20
98	Williams, Brandon	DT	6-1	336	31	8	Missouri Southern St.	Kirkwood, MO	D3 '13
99	Judon, Matthew	OLB	6-3	261	28	5	Grand Valley State	West Bloomfield, MI	D5 '16

Reserve/NFIn (1)

88	Breeland, Jake	TE	6-6	252	23	R	Oregon	Rancho Santa Margarita, CA	FA '20
----	----------------	----	-----	-----	----	---	--------	----------------------------	--------

Injured Reserve (1)

37	Marshall, Iman	CB	6-1	210	23	2	Southern California	Long Beach, CA	D4c '19
----	----------------	----	-----	-----	----	---	---------------------	----------------	---------

Reserve/Opt-Out (2)

16	Thomas, De'Anthony	WR/RS	5-8	176	27	7	Oregon	Los Angeles, CA	FA '19
76	Smith, Andre	T	6-4	330	33	13	Alabama	Birmingham, AL	FA '19



2019 REVIEW



RONNIE STANLEY

2019 STATISTICS

WON 14, LOST 2		HEAD COACH: JOHN HARBAUGH			
09/08	W	59-10	at Miami	65,012	
09/15	W	23-17	Arizona	70,126	
09/22	L	28-33	at Kansas City	73,390	
09/29	L	25-40	Cleveland	70,686	
10/06	W	26-23 (OT)	at Pittsburgh	64,037	
10/13	W	23-17	Cincinnati	70,051	
10/20	W	30-16	at Seattle	69,012	
11/03	W	37-20	New England	71,157	
11/10	W	49-13	at Cincinnati	45,918	
11/17	W	41-7	Houston	70,731	
11/25	W	45-6	at L.A. Rams	72,409	
12/01	W	20-17	San Francisco	71,029	
12/08	W	24-17	at Buffalo	69,134	
12/12	W	42-21	N.Y. Jets	70,545	
12/22	W	31-15	at Cleveland	67,431	
12/29	W	28-10	Pittsburgh	70,695	

TEAM STATISTICS		BAL	OPP.
FIRST DOWNS			
Rushing		386	276
Passing		188	74
Penalty		171	163
Third Down-Made/Att		27	39
Third Down Efficiency		88/187	72/194
Fourth Down-Made/Att		47.1%	37.1%
Fourth Down Efficiency		17/24	6/18
TOTAL NET YARDS			
Avg. Per Game		70.8%	33.3%
Total Plays		6,521	4,809
Avg. Per Play		407.6	300.6
NET YARDS RUSHING		1,064	921
Avg. Per Game		6.1	5.2
Total Rushes		3,296	1,494
Avg. Per Rush		206.0	93.4
NET YARDS PASSING		596	340
Avg. Per Game		5.5	4.4
Sacked/Yards Lost		3,225	3,315
Gross Yards		201.6	207.2
Attempts/Completions		28/125	37/268
Pct. of Completion		3,350	3,583
Had Intercepted		440/289	544/318
PUNTS/AVERAGE			
Net Punting Average		65.7%	58.5%
PUNT RETURN/AVG.		8	13
KICKOFF RETURN/AVG.		40/46.4	64/46.7
INTERCEPTION RETURN/AVG.		25/8.2	15/9.5
PENALTIES/YARDS		27/18.3	48/21.5
FUMBLES/BALL LOST		13/19.9	8/3.9
TOUCHDOWNS		109/86.7	97/79.5
Rushing		18/7	22/12
Passing		64	29
Returns		21	12
EXTRA POINTS/ATTEMPTS		37	15
TWO POINT CONVERSION/ATT.		6	2
FIELD GOALS/ATTEMPTS		57/59	21/24
AVG. TIME OF POSSESSION		2/5	3/5
		28/29	27/31
		34:37	25:23

* SCORE BY PERIODS	Q1	Q2	Q3	Q4	OT	PTS
TEAM	128	156	106	138	3	531
OPPONENTS	31	123	50	78	0	282

SCORING	TD	RU	PA	RT	K-PAT	FG	2PT	S	PTS
J. Tucker	0	0	0	0	57/59	28/29	0	0	141
M. Ingram II	15	10	5	0	0/0	0/0	2	0	94
M. Andrews	10	0	10	0	0/0	0/0	0	0	60
M. Brown	7	0	7	0	0/0	0/0	0	0	42
L. Jackson	7	7	0	0	0/0	0/0	0	0	42
W. Snead IV	5	0	5	0	0/0	0/0	0	0	30
M. Boykin	3	0	3	0	0/0	0/0	0	0	18
N. Boyle	2	0	2	0	0/0	0/0	0	0	12
G. Edwards	2	2	0	0	0/0	0/0	0	0	12
J. Hill	2	2	0	0	0/0	0/0	0	0	12
M. Humphrey	2	0	0	2	0/0	0/0	0	0	12
H. Hurst	2	0	2	0	0/0	0/0	0	0	12
M. Peters	2	0	0	2	0/0	0/0	0	0	12
S. Roberts	2	0	2	0	0/0	0/0	0	0	12
T. Bowser	1	0	0	1	0/0	0/0	0	0	6
P. Ricard	1	0	1	0	0/0	0/0	0	0	6
J. Richards	1	0	0	1	0/0	0/0	0	0	6
TEAM	64	21	37	6	57/59	28/29	2	1	531
OPPONENTS	29	12	15	2	21/24	27/31	3	0	282

* RUSHING	NO.	YDS	AVG	LONG	TD
L. Jackson	176	1,206	6.9	47t	7
M. Ingram II	202	1,018	5.0	53	10
G. Edwards	133	711	5.3	63t	2
J. Hill	58	225	3.9	18t	2
R. Griffin III	20	70	3.5	16	0
A. Levine Sr.	2	62	31.0	60	0
W. Snead IV	2	2	1.0	2	0
D. Thomas	1	1	1.0	1	0
T. McSorley	1	1	1.0	1	0
C. Moore	1	0	0.0	0	0
TEAM	596	3,296	5.5	63t	21
OPPONENTS	340	1,494	4.4	88t	12

* RECEIVING	TAR	NO.	YDS	AVG	LONG	TD
M. Andrews	98	64	852	13.3	51	10
M. Brown	71	46	584	12.7	83t	7
N. Boyle	43	31	321	10.4	35	2
W. Snead IV	46	31	339	10.9	50t	5
H. Hurst	39	30	349	11.6	61t	2
M. Ingram II	29	26	247	9.5	25t	5
S. Roberts	35	21	271	12.9	33t	2
M. Boykin	22	13	198	15.2	50	3
J. Hill	15	8	70	8.8	14	0
P. Ricard	11	8	47	5.9	10	1
G. Edwards	7	7	45	6.4	10	0
C. Moore	5	3	21	7.0	13	0
J. Scott	3	1	6	6.0	6	0
TEAM	424	289	3,350	11.6	83t	37
OPPONENTS	505	318	3,583	11.3	83t	15

* INTERCEPTIONS	NO.	YDS	AVG	LONG	TD
M. Peters	3	178	59.3	89t	2
M. Humphrey	3	14	4.7	14	0
E. Thomas III	2	38	19.0	24	0
J. Bynes	2	7	3.5	6	0
C. Clark	1	12	12.0	12	0
J. Smith	1	7	7.0	7	0
M. Canady	1	3	3.0	3	0
TEAM	13	259	19.9	89t	2
OPPONENTS	8	31	3.9	20	0

* FUMBLES	FUM	LST	REC	TD
L. Jackson	9	2	4	0
M. Ingram II	2	2	2	0
G. Edwards	2	1	1	0
C. Jones	2	1	0	0
M. Andrews	1	1	1	0
D. Thomas	1	0	1	0
M. Skura	1	0	0	0
M. Yanda	1	0	1	0
TEAM	18	7	10	0
OPPONENTS	22	12	5	0

* PUNTING	NO.	YDS	AVG	NET	TB	IN	LG	B
S. Koch	40	1,855	46.4	39.8	4	21	62	1
TEAM	40	1,855	46.4	39.8	4	21	62	1
OPPONENTS	64	2,990	46.7	42.3	4	22	67	0

* PUNT RETURNS	RET	FC	YDS	AVG	LONG	TD
C. Jones	12	10	113	9.4	25	0
D. Thomas	13	7	93	7.2	20	0
TEAM	25	17	206	8.2	25	0
OPPONENTS	15	10	143	9.5	21	0

* KICKOFF RETURNS	NO.	YDS	AVG	LONG	TD
J. Hill	12	227	18.9	46	0
D. Thomas	10	166	16.6	31	0
C. Moore	4	81	20.3	26	0
W. Snead IV	1	19	19.0	19	0
TEAM	27	493	18.3	46	0
OPPONENTS	48	1,030	21.5	92t	1

* FIELD GOALS	1-19	20-29	30-39	40-49	50+
J. Tucker	0/0	8/8	9/9	10/11	1/1
TEAM	0/0	8/8	9/9	10/11	1/1
OPPONENTS	1/1	8/8	9/9	8/10	1/3

J. Tucker: (34G) (33G, 28G, 51G) (39G) (41G) (27G, 26G, 48G, 46G) (40G, 49G, 21G) (25G, 28G, 22G) (39G) (-) (43RU, 34G, 46G) (34G) (30G, 49G) (36G) (-) (31G) (45G, 22G, 42G, 47G)
OPP: (54G) (22G, 21G, 21G) (42G, 36G) (24G, 43G) (41G, 29G, 33G) (22G) (34G, 31G, 53WR, 35G) (22G, 19G) (42G, 39G) (43WR) (32G, 46G) (51B, 32G) (36G, 47G, 48G) (49B) (47G) (26G)

2-Pt Conv: L. Jackson 0, M. Ingram II 2 **TM** 2-5 **OPP** 3-5

SACKS: M. Judon 9.5, T. Bowser 5.0, P. McPhee 3.0, P. Onwuasor 3.0, J. Ferguson 2.5, B. Carr 2.0, E. Thomas III 2.0, L. Fort 2.0, C. Wormley 1.5, J. Smith 1.0, J. Bynes 1.0, J. Ward 1.0, P. Ricard 1.0, C. Clark 1.0, B. Williams 1.0, M. Pierce 0.5, **TM** 37.0, **OPP** 28.0

* PASSING	ATT	CMP	YDS	CMP%	YDS/ATT	TD	INT	INT%	LONG	SACK	LOST	RATING
L. Jackson	401	265	3,127	66.1	7.8	36	9.0	6	1.5	83t	23/106	113.3
R. Griffin III	38	23	225	60.5	5.9	1	2.6	2	5.3	39	5/19	64.0
S. Koch	1	1	-2	100.0	-2.0	0	0.0	0	0.0	-2	0/0	79.2
TEAM	440	289	3,350	65.7	7.6	37	8.4	8	1.8	83t	28/125	109.0
OPPONENTS	544	318	3,583	58.5	6.6	15	2.8	13	2.4	83t	37/268	77.5

2019 DEFENSIVE STATISTICS

2019 REGULAR SEASON BALTIMORE RAVENS DEFENSIVE STATS (THROUGH WEEK 17)

PLAYER	TOTAL	SOLO	ASST.	TFL	SACKS/YDS.	QBH	FR	FF	INT./YDS.	PD
Clark, Chuck	68	43	25	2	1.0/8.0	3	0	2	1/12	9
Humphrey, Marlon	65	53	12	4	0.0/0.0	1	3	2	3/14	14
Onwuasor, Patrick	61	45	16	5	3.0/23.0	6	0	1	0/0	1
Judon, Matthew	54	43	11	14	9.5/85.5	33	0	4	0/0	0
Carr, Brandon	49	41	8	4	2.0/14.0	7	0	0	0/0	6
Thomas III, Earl	49	32	17	2	2.0/12.0	6	1	1	2/38	4
Bynes, Josh	45	22	23	6	1.0/0.0	2	0	0	2/7	4
Peters, Marcus	39	31	8	0	0.0/0.0	0	0	0	3/178	10
Pierce, Michael	35	19	16	2	0.5/3.5	3	1	0	0/0	0
Williams, Brandon	34	13	21	2	1.0/6.0	5	1	0	0/0	0
Wormley, Chris	33	17	16	2	1.5/7.0	6	0	0	0/0	2
Ferguson, Jaylon	31	20	11	6	2.5/18.0	9	1	0	0/0	1
Smith, Jimmy	30	28	2	1	1.0/8.0	1	0	0	1/7	6
Fort, L.J.	26	14	12	4	2.0/12.0	2	0	0	0/0	1
Canady, Maurice	21	19	2	0	0.0/0.0	0	0	1	1/3	3
Jefferson, Tony	21	11	10	0	0.0/0.0	0	0	0	0/0	3
Bowser, Tyus	20	16	4	3	5.0/35.0	10	1	1	0/0	2
McPhee, Pernell	19	17	2	7	3.0/18.0	6	0	0	0/0	1
Averett, Anthony	14	13	1	1	0.0/0.0	0	0	0	0/0	2
Peko Sr., Domata	14	7	7	0	0.0/0.0	0	0	0	0/0	0
Young, Kenny	13	11	2	3	0.0/0.0	2	0	1	0/0	0
Ricard, Patrick	9	8	1	1	1.0/10.0	2	0	1	0/0	1
Levine Sr., Anthony	8	7	1	1	0.0/0.0	3	0	0	0/0	0
Ward, Jihad	7	3	4	1	1.0/8.0	4	2	0	0/0	0
Ellis, Justin	6	2	4	0	0.0/0.0	0	0	0	0/0	0
Board, Chris	5	3	2	1	0.0/0.0	0	0	1	0/0	0
Elliott, DeShon	3	3	0	0	0.0/0.0	0	0	0	0/0	1
Sieler, Zach	3	2	1	0	0.0/0.0	0	0	0	0/0	0
Jackson, Bennett	2	1	1	0	0.0/0.0	0	0	0	0/0	0
Jones, Cyrus	2	2	0	0	0.0/0.0	0	0	0	0/0	0
Williams, Tim	2	2	0	0	0.0/0.0	0	0	0	0/0	0
Bethel, Justin	1	1	0	0	0.0/0.0	0	0	0	0/0	0
Trawick, Brynden	1	1	0	0	0.0/0.0	0	0	0	0/0	0
Richards, Jordan	0	0	0	0	0.0/0.0	0	1	0	0/0	0
TOTALS	790	550	240	72	37.0/268.0	111	11	15	13/259	71

ASST.=Assist, TFL=Tackle for a Loss, INT.=Interception, FR=Fumble Recovery, FF=Forced Fumble, PD=Pass Defense

2019 RAVENS SPECIAL TEAMS

PLAYER	TTL.	SOLO	ASST.	FF	FR	BL
Fort, L.J.	9	7	2	0	0	0
Levine Sr., Anthony	6	5	1	0	0	0
Bethel, Justin	5	3	2	0	1	0
Board, Chris	5	3	2	0	0	0
Clark, Chuck	5	2	3	0	0	0
Richards, Jordan	5	4	1	0	0	0
Thomas, De'Anthony	5	5	0	0	1	0
Trawick, Brynden	5	4	1	0	0	0
Bowser, Tyus	4	4	0	0	0	0
Moore, Chris	4	2	2	0	0	0
Elliott, DeShon	3	3	0	0	0	0
Jackson, Bennett	3	1	2	0	0	0
Onwuasor, Patrick	3	3	0	0	0	0
Edwards, Gus	2	2	0	0	0	0
Jones, Cyrus	2	1	1	0	0	0
Averett, Anthony	1	1	0	0	0	0
Bynes, Josh	1	1	0	0	0	0
Koch, Sam	1	1	0	0	0	0
Marshall, Iman	1	1	0	0	0	0
Humphrey, Marlon	0	0	0	0	0	1
Ricard, Patrick	0	0	0	0	0	1
TOTALS	70	53	17	0	2	2

DEFENSIVE STATS BY RANK

SACKS		INTERCEPTIONS		TACKLES FOR LOSS		PASSES DEFENSED		QBH	
PLAYER	NO.	PLAYER	NO.	PLAYER	NO.	PLAYER	NO.	PLAYER	NO.
Judon, Matthew	9.5	Humphrey, Marlon	3	Judon, Matthew	14	Humphrey, Marlon	14	Judon, Matthew	33
Bowser, Tyus	5.0	Peters, Marcus	3	McPhee, Pernell	7	Peters, Marcus	10	Bowser, Tyus	10
McPhee, Pernell	3.0	Bynes, Josh	2	Bynes, Josh	6	Clark, Chuck	9	Ferguson, Jaylon	9
Onwuasor, Patrick	3.0	Thomas III, Earl	2	Ferguson, Jaylon	6	Carr, Brandon	6	Carr, Brandon	7
Ferguson, Jaylon	2.5	Canady, Maurice	1	Onwuasor, Patrick	5	Smith, Jimmy	6	McPhee, Pernell	6
Carr, Brandon	2.0	Clark, Chuck	1	Carr, Brandon	4	Bynes, Josh	4	Onwuasor, Patrick	6
Fort, L.J.	2.0	Smith, Jimmy	1	Fort, L.J.	4	Thomas III, Earl	4	Thomas III, Earl	6
Thomas III, Earl	2.0			Humphrey, Marlon	4	Canady, Maurice	3	Wormley, Chris	6
Wormley, Chris	1.5			Bowser, Tyus	3	Jefferson, Tony	3	Williams, Brandon	5
Bynes, Josh	1.0			Young, Kenny	3	Averett, Anthony	2	Ward, Jihad	4
Clark, Chuck	1.0			Clark, Chuck	2	Bowser, Tyus	2	Clark, Chuck	3
Ricard, Patrick	1.0			Pierce, Michael	2	Wormley, Chris	2	Levine Sr., Anthony	3
Smith, Jimmy	1.0			Thomas III, Earl	2	Elliott, DeShon	1	Pierce, Michael	3
Ward, Jihad	1.0			Williams, Brandon	2	Ferguson, Jaylon	1	Bynes, Josh	2
Williams, Brandon	1.0			Wormley, Chris	2	Fort, L.J.	1	Fort, L.J.	2
Pierce, Michael	0.5			Averett, Anthony	1	McPhee, Pernell	1	Ricard, Patrick	2
				Board, Chris	1	Onwuasor, Patrick	1	Young, Kenny	2
				Levine Sr., Anthony	1	Ricard, Patrick	1	Humphrey, Marlon	1
				Ricard, Patrick	1			Smith, Jimmy	1
				Smith, Jimmy	1				
				Ward, Jihad	1				

FORCED FUMBLES

PLAYER	NO.	PLAYER	NO.
Judon, Matthew	4	Humphrey, Marlon	3
Clark, Chuck	2	Ward, Jihad	2
Humphrey, Marlon	2	Bowser, Tyus	1
Board, Chris	1	Ferguson, Jaylon	1
Bowser, Tyus	1	Pierce, Michael	1
Canady, Maurice	1	Richards, Jordan	1
Onwuasor, Patrick	1	Thomas III, Earl	1
Ricard, Patrick	1	Williams, Brandon	1
Thomas III, Earl	1		
Young, Kenny	1		

2019 POSTSEASON STATISTICS

WON 0, LOST 1 HEAD COACH: JOHN HARBAUGH

01/11 L 12-28 AFC Wild Card Playoff Game Tennessee 71,254

TEAM STATISTICS	BAL	OPP.
FIRST DOWNS	29	15
Rushing	10	9
Passing	18	5
Penalty	1	1
Third Down-Made/Att	11/18	7/13
Third Down Efficiency	61.1%	53.8%
Fourth Down-Made/Att	0/4	0/0
Fourth Down Efficiency	0.0%	0.0%
TOTAL NET YARDS	530	300
Avg. Per Game	530.0	300.0
Total Plays	92	53
Avg. Per Play	5.8	5.7
NET YARDS RUSHING	185	217
Avg. Per Game	185.0	217.0
Total Rushes	29	37
Avg. Per Rush	6.4	5.9
NET YARDS PASSING	345	83
Avg. Per Game	345.0	83.0
Sacked/Yards Lost	4/20	1/8
Gross Yards	365	91
Attempts/Completions	59/31	15/8
Pct. of Completion	52.5%	53.3%
Had Intercepted	2	0
PUNTS/AVERAGE	1/44.0	6/52.5
Net Punting Average	44.0	39.2
PUNT RETURN/AVG.	0/0	0/0
KICKOFF RETURN/AVG.	3/23.7	2/13.5
INTERCEPTION RETURN/AVG.	0/0.0	2/17.0
PENALTIES/YARDS	7/56	5/20
FUMBLES/BALL LOST	1/1	0/0
TOUCHDOWNS	1	4
Rushing	0	1
Passing	1	3
Returns	0	0
EXTRA POINTS/ATTEMPTS	0/0	4/4
TWO POINT CONVERSION/ATT.	0/1	0/0
FIELD GOALS/ATTEMPTS	2/2	0/0
AVG. TIME OF POSSESSION	32:06	27:54

* SCORE BY PERIODS	Q1	Q2	Q3	Q4	OT	PTS
TEAM	0	6	0	6	0	12
OPPONENTS	7	7	14	0	0	28

SCORING	TD	RU	PA	RT	K-PAT	FG	2PT	S	PTS
H. Hurst	1	0	1	0	0/0	0/0	0	0	6
J. Tucker	0	0	0	0	0/0	2/2	0	0	6
TEAM	1	0	1	0	0/0	2/2	0	0	12
OPPONENTS	4	1	3	0	4/4	0/0	0	0	28

* RUSHING	NO.	YDS	AVG	LONG	TD
L. Jackson	20	143	7.2	30	0
M. Ingram II	6	22	3.7	7	0
G. Edwards	3	20	6.7	19	0
TEAM	29	185	6.4	30	0
OPPONENTS	37	217	5.9	66	1

* RECEIVING	TAR	NO.	YDS	AVG	LONG	TD
M. Brown	11	7	126	18.0	38	0
W. Snead IV	8	6	56	9.3	26	0
M. Andrews	7	4	39	9.8	16	0
J. Hill	5	4	26	6.5	14	0
H. Hurst	6	4	53	13.3	18	1
M. Boykin	7	3	26	8.7	13	0
S. Roberts	4	2	30	15.0	26	0
M. Ingram II	2	1	9	9.0	9	0
TEAM	50	31	365	11.8	38	1
OPPONENTS	12	8	91	11.4	45t	3

* INTERCEPTIONS	NO.	YDS	AVG	LONG	TD
TEAM	0	0	0.0	0	0
OPPONENTS	2	34	17.0	31	0

* FUMBLES	FUM	LST	REC	TD
L. Jackson	1	1	0	0
TEAM	1	1	0	0
OPPONENTS	0	0	0	0

* PUNTING	NO.	YDS	AVG	NET	TB	IN	LG	B
S. Koch	1	44	44.0	44.0	0	0	44	0
TEAM	1	44	44.0	44.0	0	0	44	0
OPPONENTS	6	315	52.5	39.2	4	1	63	0

* PUNT RETURNS	RET	FC	YDS	AVG	LONG	TD
TEAM	0	0	0	0.0	0	0
OPPONENTS	0	1	0	0.0	0	0

* KICKOFF RETURNS	NO.	YDS	AVG	LONG	TD
D. Thomas	3	71	23.7	27	0
TEAM	3	71	23.7	27	0
OPPONENTS	2	27	13.5	20	0

* FIELD GOALS	1-19	20-29	30-39	40-49	50+
J. Tucker	0/0	1/1	0/0	1/1	0/0
TEAM	0/0	1/1	0/0	1/1	0/0
OPPONENTS	0/0	0/0	0/0	0/0	0/0

J. Tucker: (49G, 22G)
OPP: ()

2-Pt Conv: TM 0-1 OPP 0-0

SACKS: E. Thomas III 1.0, TM 1.0, OPP 4.0

* PASSING	ATT	CMP	YDS	CMP%	YDS/ATT	TD	INT	INT%	LONG	SACK	LOST	RATING
L. Jackson	59	31	365	52.5	6.2	1	1.7	2	3.4	38	4/20	63.2
TEAM	59	31	365	52.5	6.2	1	1.7	2	3.4	38	4/20	63.2
OPPONENTS	15	8	91	53.3	6.1	3	20.0	0	0.0	45t	1/8	111.4

2019 POSTSEASON BALTIMORE RAVENS DEFENSIVE STATS (THROUGH WEEK 2)

PLAYER	TOTAL	SOLO	ASST.	TFL	SACKS/YDS.	QBH	FR	FF	INT./YDS.	PD
Thomas III, Earl	7	6	1	1	1.0/8.0	1	0	0	0/0	0
Bynes, Josh	6	2	4	0	0.0/0.0	0	0	0	0/0	0
Williams, Brandon	6	5	1	1	0.0/0.0	0	0	0	0/0	0
Pierce, Michael	5	2	3	0	0.0/0.0	0	0	0	0/0	0
Onwuasor, Patrick	4	3	1	0	0.0/0.0	0	0	0	0/0	0
Judon, Matthew	3	1	2	0	0.0/0.0	0	0	0	0/0	0
Wormley, Chris	3	2	1	0	0.0/0.0	0	0	0	0/0	0
Clark, Chuck	2	1	1	0	0.0/0.0	0	0	0	0/0	0
Fort, L.J.	2	2	0	0	0.0/0.0	0	0	0	0/0	1
Humphrey, Marlon	2	2	0	0	0.0/0.0	0	0	0	0/0	0
Peters, Marcus	2	2	0	1	0.0/0.0	0	0	0	0/0	1
Ward, Jihad	2	2	0	0	0.0/0.0	2	0	0	0/0	0
Ellis, Justin	1	1	0	0	0.0/0.0	0	0	0	0/0	0
Ferguson, Jaylon	1	1	0	0	0.0/0.0	1	0	0	0/0	0
Peko Sr., Domata	1	1	0	0	0.0/0.0	0	0	0	0/0	0
Bowser, Tyus	0	0	0	0	0.0/0.0	0	0	0	0/0	1
Smith, Jimmy	0	0	0	0	0.0/0.0	0	0	0	0/0	1
TOTALS	47	33	14	3	1.0/8.0	4	0	0	0/0	4

ASST.=Assist, TFL=Tackle for a Loss, INT.=Interception, FR=Fumble Recovery, FF=Forced Fumble, PD=Pass Defense

2019 RAVENS SPECIAL TEAMS

PLAYER	TTL.	SOLO	ASST.	FF	FR	BL
Levine Sr., Anthony	2	1	1	0	0	0
Moore, Chris	1	0	1	0	0	0
TOTALS	3	1	2	0	0	0

DEFENSIVE STATS BY RANK

SACKS		INTERCEPTIONS		TACKLES FOR LOSS		PASSES DEFENSED		QBH	
PLAYER	NO.	PLAYER	NO.	PLAYER	NO.	PLAYER	NO.	PLAYER	NO.
Thomas III, Earl	1.0			Peters, Marcus	1	Bowser, Tyus	1	Ward, Jihad	2
				Thomas III, Earl	1	Fort, L.J.	1	Ferguson, Jaylon	1
				Williams, Brandon	1	Peters, Marcus	1	Thomas III, Earl	1
						Smith, Jimmy	1		

2019 PRESEASON STATISTICS

WON 4, LOST 0		HEAD COACH: JOHN HARBAUGH			
08/08	W	29-0	Jacksonville	69,699	
08/15	W	26-13	Green Bay	69,822	
08/22	W	26-15	at Philadelphia	69,696	
08/29	W	20-7	at Washington	34,282	

TEAM STATISTICS		BAL	OPP.
FIRST DOWNS		67	44
Rushing		32	9
Passing		29	29
Penalty		6	6
Third Down-Made/Att		26/61	11/49
Third Down Efficiency		42.6%	22.4%
Fourth Down-Made/Att		4/6	1/5
Fourth Down Efficiency		66.7%	20.0%
TOTAL NET YARDS		1,233	771
Avg. Per Game		308.3	192.8
Total Plays		258	205
Avg. Per Play		4.8	3.8
NET YARDS RUSHING		492	244
Avg. Per Game		123.0	61.0
Total Rushes		131	80
Avg. Per Rush		3.8	3.1
NET YARDS PASSING		741	527
Avg. Per Game		185.3	131.8
Sacked/Yards Lost		3/25	12/63
Gross Yards		766	590
Attempts/Completions		124/71	113/60
Pct. of Completion		57.3%	53.1%
Had Intercepted		2	3
PUNTS/AVERAGE		16/46.7	26/47.4
Net Punting Average		41.3	41.1
PUNT RETURN/AVG.		13/7.8	9/7.3
KICKOFF RETURN/AVG.		5/20.6	19/23.6
INTERCEPTION RETURN/AVG.		3/11.3	2/3.5
PENALTIES/YARDS		29/262	43/377
FUMBLES/BALL LOST		4/0	4/1
TOUCHDOWNS		9	4
Rushing		3	0
Passing		5	4
Returns		1	0
EXTRA POINTS/ATTEMPTS		8/8	3/3
TWO POINT CONVERSION/ATT.		0/1	1/1
FIELD GOALS/ATTEMPTS		13/13	2/3
AVG. TIME OF POSSESSION		31:48	28:12

* SCORE BY PERIODS	Q1	Q2	Q3	Q4	OT	PTS
TEAM	22	43	17	19	0	101
OPPONENTS	7	6	22	0	0	35

SCORING	TD	RU	PA	RT	K-PAT	FG	2PT	S	PTS
J. Tucker	0	0	0	0	4/4	7/7	0	0	25
K. Vedvik	0	0	0	0	2/2	4/4	0	0	14
J. Scott	2	0	2	0	0/0	0/0	0	0	12
E. Fry	0	0	0	0	2/2	2/2	0	0	8
M. Floyd	1	0	1	0	0/0	0/0	0	0	6
J. Hill	1	1	0	0	0/0	0/0	0	0	6
C. Jones	1	0	0	1	0/0	0/0	0	0	6
T. McSorley	1	1	0	0	0/0	0/0	0	0	6
C. Moore	1	0	1	0	0/0	0/0	0	0	6
W. Snead IV	1	0	1	0	0/0	0/0	0	0	6
D. Turner	1	1	0	0	0/0	0/0	0	0	6
TEAM	9	3	5	1	8/8	13/13	0	0	101
OPPONENTS	4	0	4	0	3/3	2/3	1	0	35

* RUSHING	NO.	YDS	AVG	LONG	TD
D. Turner	35	145	4.1	22	1
K. Dixon	23	101	4.4	16	0
J. Hill	27	90	3.3	14	1
T. McSorley	10	47	4.7	17	1
G. Edwards	8	25	3.1	13	0
T. Ervin	9	22	2.4	7	0
M. Ingram II	4	18	4.5	7	0
J. Callahan	8	17	2.1	7	0
L. Jackson	2	14	7.0	11	0
C. Moore	1	9	9.0	9	0
J. Horn	1	4	4.0	4	0
P. Ricard	2	4	2.0	2	0
M. Brown	1	-4	-4.0	-4	0
TEAM	131	492	3.8	22	3
OPPONENTS	80	244	3.1	28	0

* RECEIVING	TAR	NO.	YDS	AVG	LONG	TD
J. Scott	19	11	146	13.3	25	2
C. Moore	8	8	127	15.9	30	1
S. Modster	8	7	45	6.4	12	0
M. Boykin	14	5	83	16.6	44	0
D. Turner	6	5	27	5.4	10	0
T. Ervin	5	4	22	5.5	10	0
C. Herdman	4	4	24	6.0	8	0
J. Hill	5	4	24	6.0	14	0
M. Andrews	4	3	36	12.0	25	0
N. Boyle	3	3	20	6.7	9	0
M. Brown	3	3	17	5.7	7	0
M. Floyd	4	3	54	18.0	28t	1
A. Wesley	6	3	60	20.0	38	0
H. Hurst	6	2	9	4.5	10	0
C. Scarff	7	2	27	13.5	20	0
W. Snead IV	3	2	27	13.5	17	1
K. Dixon	4	1	9	9.0	9	0
J. Smith	4	1	9	9.0	9	0
TEAM	113	71	766	10.8	44	5
OPPONENTS	101	60	590	9.8	35	4

* INTERCEPTIONS	NO.	YDS	AVG	LONG	TD
C. Jones	1	19	19.0	19t	1
B. Jackson	1	13	13.0	13	0
B. Trawick	1	2	2.0	2	0
TEAM	3	34	11.3	19t	1
OPPONENTS	2	7	3.5	4	0

* FUMBLES	FUM	LST	REC	TD
J. Callahan	2	0	1	0
M. Brown	2	0	1	0
C. Herdman	0	0	1	0
TEAM	4	0	3	0
OPPONENTS	4	1	2	0

* PUNTING	NO.	YDS	AVG	NET	TB	IN	LG	B
C. Nizialek	7	290	41.4	38.4	0	1	49	0
S. Koch	4	201	50.3	44.5	0	1	52	0
S. Smith	3	145	48.3	39.3	1	2	58	0
K. Vedvik	2	111	55.5	48.0	0	0	58	0
TEAM	16	747	46.7	41.3	1	4	58	0
OPPONENTS	26	1,232	47.4	41.1	1	10	64	1

* PUNT RETURNS	RET	FC	YDS	AVG	LONG	TD
T. Ervin	8	4	87	10.9	24	0
S. Modster	1	0	10	10.0	10	0
C. Jones	2	4	7	3.5	4	0
M. Brown	2	0	-2	-1.0	0	0
TEAM	13	8	102	7.8	24	0
OPPONENTS	9	3	66	7.3	15	0

* KICKOFF RETURNS	NO.	YDS	AVG	LONG	TD
T. Ervin	4	94	23.5	30	0
J. Hill	1	9	9.0	9	0
TEAM	5	103	20.6	30	0
OPPONENTS	19	449	23.6	41	0

* FIELD GOALS	1-19	20-29	30-39	40-49	50+
J. Tucker	0/0	0/0	2/2	3/3	2/2
K. Vedvik	0/0	2/2	0/0	1/1	1/1
E. Fry	0/0	1/1	0/0	1/1	0/0
TEAM	0/0	3/3	2/2	5/5	3/3
OPPONENTS	0/0	0/0	0/0	2/3	0/0

J. Tucker: (52G) (52G, 45G, 41G, 38G) (49G, 32G) (-) **K. Vedvik:** (55G, 45G, 26G, 29G) (-) (-) (-)
E. Fry: (-) (-) (-) (48G, 21G)
OPP: (43G) (41G) (41WL)

2-Pt Conv: TM 0-1 OPP 1-1

SACKS: P. Ricard 3.0, T. Bowser 1.5, M. Judon 1.5, A. Jones 1.0, T. Bonds 1.0, A. Adeoye 1.0, E. Ejiya 1.0, B. Carr 0.5, P. Onwuasor 0.5, T. Williams 0.5, S. Ray 0.5, **TM** 12.0, **OPP** 3.0

* PASSING	ATT	CMP	YDS	CMP%	YDS/ATT	TD	INT	INT%	LONG	SACK	LOST	RATING
T. McSorley	90	51	533	56.7	5.9	4	4.4	2	2.2	44	1/6	79.5
J. Callahan	18	10	116	55.6	6.4	0	0.0	0	0.0	38	2/19	75.2
L. Jackson	16	10	117	62.5	7.3	1	6.3	0	0.0	30	0/0	105.5
TEAM	124	71	766	57.3	6.2	5	4.0	2	1.6	44	3/25	82.3
OPPONENTS	113	60	590	53.1	5.2	4	3.5	3	2.7	35	12/63	68.8

2019 PRESEASON DEFENSIVE STATISTICS

2019 PRESEASON BALTIMORE RAVENS DEFENSIVE STATS (THROUGH WEEK 5)

PLAYER	TOTAL	SOLO	ASST.	TFL	SACKS/YDS.	QBH	FR	FF	INT./YDS.	PD
Alaka, Otaró	14	10	4	2	0.0/0.0	0	0	0	0/0	0
Canady, Maurice	12	11	1	0	0.0/0.0	0	0	0	0/0	0
Young, Kenny	12	10	2	3	0.0/0.0	0	0	0	0/0	0
Elliott, DeShon	10	8	2	0	0.0/0.0	0	0	0	0/0	2
Jones, Cyrus	9	6	3	0	0.0/0.0	1	0	0	1/19	2
Bowser, Tyus	8	4	4	3	1.5/5.0	2	0	0	0/0	0
Jackson, Bennett	8	5	3	0	0.0/0.0	0	0	0	1/13	1
Onwuasor, Patrick	8	4	4	0	0.5/4.0	1	0	0	0/0	0
Trawick, Brynden	7	5	2	1	0.0/0.0	0	0	0	1/2	2
Jones, Alvin	6	3	3	1	1.0/9.0	1	0	0	0/0	0
Ricard, Patrick	6	4	2	2	3.0/21.5	5	1	1	0/0	1
Williams, Tim	6	5	1	0	0.5/3.0	3	0	0	0/0	0
Averett, Anthony	5	4	1	0	0.0/0.0	0	0	0	0/0	1
Clark, Chuck	5	4	1	1	0.0/0.0	0	0	0	0/0	1
Payne, Donald	5	4	1	1	0.0/0.0	0	0	0	0/0	0
Jefferson, Tony	4	2	2	0	0.0/0.0	0	0	0	0/0	0
Judon, Matthew	4	2	2	1	1.5/5.0	2	0	0	0/0	0
Mack, Daylon	4	4	0	0	0.0/0.0	0	0	0	0/0	0
Wormley, Chris	4	2	2	1	0.0/0.0	0	0	0	0/0	0
Bonds, Terrell	3	3	0	0	1.0/0.0	1	0	0	0/0	0
Ferguson, Jaylon	3	3	0	2	0.0/0.0	2	0	0	0/0	1
Humphrey, Marlon	3	3	0	2	0.0/0.0	0	0	0	0/0	0
Sieler, Zach	3	3	0	0	0.0/0.0	0	0	0	0/0	0
Adeoye, Aaron	2	2	0	1	1.0/8.0	2	0	0	0/0	1
Bethel, Justin	2	2	0	0	0.0/0.0	0	0	0	0/0	1
Board, Chris	2	2	0	0	0.0/0.0	0	0	0	0/0	0
Carr, Brandon	2	1	1	0	0.5/4.0	1	0	0	0/0	0
Ejiya, E.J.	2	2	0	1	1.0/1.0	1	0	0	0/0	0
Ray, Shane	2	1	1	0	0.5/2.5	2	0	0	0/0	0
Smith, Jimmy	2	1	1	0	0.0/0.0	0	0	0	0/0	0
Thomas III, Earl	2	1	1	0	0.0/0.0	0	0	0	0/0	0
Willis, Gerald	2	2	0	0	0.0/0.0	1	0	0	0/0	0
Grigsby, Nicholas	1	0	1	0	0.0/0.0	0	0	0	0/0	0
Henry, Willie	1	0	1	0	0.0/0.0	1	0	0	0/0	0
Jean-Baptiste, Stanley	1	1	0	0	0.0/0.0	0	0	0	0/0	2
Marshall, Iman	1	0	1	0	0.0/0.0	0	0	0	0/0	0
McPhee, Pernel	1	1	0	0	0.0/0.0	1	0	0	0/0	0
Pierce, Michael	1	1	0	0	0.0/0.0	0	0	0	0/0	1
Williams, Brandon	1	1	0	0	0.0/0.0	0	0	0	0/0	0
TOTALS	174	127	47	22	12.0/63.0	27	1	1	3/34	16

ASST.=Assist, TFL=Tackle for a Loss, INT.=Interception, FR=Fumble Recovery, FF=Forced Fumble, PD=Pass Defense

2019 RAVENS SPECIAL TEAMS						
PLAYER	TTL.	SOLO	ASST.	FF	FR	BL
Orzech, Matt	3	0	3	0	0	0
Turner, DeLance	3	2	1	0	0	0
Ezeala, Christopher	2	1	1	0	0	0
Jones, Alvin	2	1	1	0	0	0
Payne, Donald	2	1	1	0	0	1
Scott, Jaleel	2	1	1	0	0	0
Trawick, Brynden	2	2	0	0	0	0
Williams, Tim	2	1	1	0	0	0
Alaka, Otaró	1	1	0	0	0	0
Bowser, Tyus	1	0	1	0	0	0
Boykin, Miles	1	1	0	0	0	0
Ejiya, E.J.	1	1	0	0	0	0
Elliott, DeShon	1	1	0	0	0	0
Floyd, Michael	1	1	0	0	0	0
Fry, Elliott	1	1	0	0	0	0
Grigsby, Nicholas	1	1	0	0	0	0
Jackson, Bennett	1	1	0	0	0	0
Marshall, Iman	1	1	0	0	0	0
Onuoha, Mike	1	1	0	0	0	0
Stewart, Silas	1	1	0	0	0	0
Tucker, Justin	1	1	0	0	0	0
Young, Kenny	1	1	0	0	0	0
TOTALS	32	22	10	0	0	1

DEFENSIVE STATS BY RANK									
SACKS		INTERCEPTIONS		TACKLES FOR LOSS		PASSES DEFENSED		QBH	
PLAYER	NO.	PLAYER	NO.	PLAYER	NO.	PLAYER	NO.	PLAYER	NO.
Ricard, Patrick	3.0	Jackson, Bennett	1	Bowser, Tyus	3	Elliott, DeShon	2	Ricard, Patrick	5
Bowser, Tyus	1.5	Jones, Cyrus	1	Young, Kenny	3	Jean-Baptiste, Stanley	2	Williams, Tim	3
Judon, Matthew	1.5	Trawick, Brynden	1	Alaka, Otaró	2	Jones, Cyrus	2	Adeoye, Aaron	2
Adeoye, Aaron	1.0			Ferguson, Jaylon	2	Trawick, Brynden	2	Bowser, Tyus	2
Bonds, Terrell	1.0			Humphrey, Marlon	2	Adeoye, Aaron	1	Ferguson, Jaylon	2
Ejiya, E.J.	1.0			Ricard, Patrick	2	Averett, Anthony	1	Judon, Matthew	2
Jones, Alvin	1.0			Adeoye, Aaron	1	Bethel, Justin	1	Ray, Shane	2
Carr, Brandon	0.5			Clark, Chuck	1	Clark, Chuck	1	Bonds, Terrell	1
Onwuasor, Patrick	0.5			Ejiya, E.J.	1	Ferguson, Jaylon	1	Carr, Brandon	1
Ray, Shane	0.5			Jones, Alvin	1	Jackson, Bennett	1	Ejiya, E.J.	1
Williams, Tim	0.5			Judon, Matthew	1	Pierce, Michael	1	Henry, Willie	1
				Payne, Donald	1	Ricard, Patrick	1	Jones, Alvin	1
				Trawick, Brynden	1			Jones, Cyrus	1
				Wormley, Chris	1			McPhee, Pernel	1
								Onwuasor, Patrick	1
								Willis, Gerald	1

FORCED FUMBLES		FUMBLE RECOVERIES	
PLAYER	NO.	PLAYER	NO.
Ricard, Patrick	1	Ricard, Patrick	1

2019 PARTICIPATION CHART

PLAYER	9/8 @ Mia.	9/15 vs. Ari.	9/22 @ KC	9/29 vs. Cle.	10/6 @ Pit.	10/13 vs. Cin.	10/20 @ Sea.	11/3 vs. NE	11/10 @ Cin.	11/17 vs. Hou.	11/25 @ LAR	12/1 vs. SF	12/8 @ Buf.	12/12 vs. NYJ	12/22 @ Cle.	12/29 vs. Pit.	Div. 1/11 vs. Ten.	Games Played	Games Started	Did Not Play	Inactive
Adeoye, Aaron	PS	PS	PS	PS	PS	PS	PS	PS	PS	PS	PS	PS	PS	PS	PS	PS	PS	0	0	0	0
Alaka, Otaro	INA	INA	INA	IR	IR	IR	IR	IR	IR	IR	IR	IR	IR	IR	IR	IR	IR	0	0	0	3
Andrews, Mark	X	X	X	X	TE	X	TE	X	TE	X	X	X	TE	X	X	INA	X	15	4	0	1
Applefield, Marcus	NOR	NOR	NOR	NOR	NOR	NOR	NOR	NOR	PS	NOR	PS	PS	PS	PS	IR	IR	IR	0	0	0	0
Averett, Anthony	X	CB	X	DB	INA	INA	X	X	X	X	INA	INA	INA	INA	INA	RCB	INA	9	3	0	7
Bethel, Justin	X	X	X	X	X	X	X	NOR	NOR	NOR	NOR	NOR	NOR	NOR	NOR	NOR	NOR	7	0	0	0
Board, Chris	X	X	X	X	X	X	X	X	X	X	X	X	X	INA	X	X	X	15	0	0	1
Bonds, Terrell	NOR	PS	PS	PS	PS	PS	PS	PS	PS	PS	PS	PS	PS	PS	PS	PS	PS	0	0	0	0
Bowser, Tyus	X	X	X	X	X	X	X	X	X	X	X	X	X	X	X	X	X	16	0	0	0
Boykin, Miles	WR	WR	WR	WR	WR	WR	X	WR	X	WR	WR	X	WR	X	X	WR	X	16	11	0	0
Boyle, Nick	TE	TE	X	TE	TE	TE	TE	TE	TE	TE	TE	TE	TE	TE	TE	TE	TE	16	15	0	0
Bozeman, Bradley	LG	LG	LG	LG	LG	LG	LG	LG	LG	LG	LG	LG	LG	LG	LG	LG	LG	16	16	0	0
Brown, Marquise	WR	WR	WR	WR	X	INA	INA	WR	WR	X	WR	WR	X	WR	WR	WR	WR	14	11	0	2
Brown Jr., Orlando	RT	RT	RT	RT	RT	RT	RT	RT	RT	RT	RT	RT	RT	RT	RT	RT	RT	16	16	0	0
Bynes, Josh	NOR	NOR	NOR	NOR	MLB	WLB	MLB	X	MLB	MLB	MLB	X	X	X	X	MLB	X	12	7	0	0
Canady, Maurice	PS	X	X	X	RCB	X	INA	INA	NOR	NOR	NOR	NOR	NOR	NOR	NOR	NOR	NOR	5	1	0	2
Carr, Brandon	LCB	RCB	RCB	RCB	CB	RCB	RCB	RCB	FS	FS	RCB	FS	FS	FS	RCB	FS	FS	16	16	0	0
Clark, Chuck	X	X	S	X	X	SS	SS	SS	DB	DB	SS	DB	DB	DB	FS	SS	DB	16	12	0	0
Coley, Trevon	PS	PS	PS	PS	NOR	NOR	NOR	NOR	NOR	NOR	NOR	NOR	NOR	NOR	NOR	NOR	NOR	0	0	0	0
Cox, Morgan	X	X	X	X	X	X	X	X	X	X	X	X	X	X	X	X	X	16	0	0	0
Crecelius, Randin	IR	IR	IR	IR	IR	IR	IR	IR	IR	IR	IR	IR	IR	IR	IR	IR	IR	0	0	0	0
Edwards, Gus	X	X	X	X	X	X	X	X	X	X	X	X	X	X	X	RB	X	16	1	0	0
Ehinger, Parker	NOR	NOR	PS	PS	PS	PS	PS	PS	PS	PS	PS	DNP	DNP	X	INA	RG	IR	2	1	2	1
Elliott, DeShon	X	X	X	X	X	X	IR	IR	IR	IR	IR	IR	IR	IR	IR	IR	IR	6	0	0	0
Ellis, Justin	NOR	NOR	NOR	NOR	NOR	NOR	NOR	NOR	NOR	X	X	X	INA	INA	INA	X	X	4	0	0	3
Ezeala, Christopher	PS	PS	PS	PS	PS	PS	PS	PS	PS	PS	PS	PS	PS	PS	PS	PS	PS	0	0	0	0
Ferguson, Jaylon	INA	INA	X	X	X	X	X	RUSH	RUSH	RUSH	RUSH	RUSH	RUSH	RUSH	RUSH	RUSH	RUSH	14	9	0	2
Fort, L.J.	NOR	NOR	NOR	NOR	X	MLB	WLB	MLB	X	WLB	X	MLB	MLB	MLB	WLB	X	WLB	12	8	0	0
Grasu, Hroniss	NOR	NOR	NOR	NOR	NOR	NOR	NOR	NOR	NOR	NOR	NOR	NOR	INA	DNP	DNP	X	DNP	1	0	2	1
Griffin III, Robert	X	DNP	DNP	DNP	DNP	DNP	DNP	DNP	X	X	X	DNP	X	X	DNP	QB	DNP	7	1	9	0
Harris, Demone	NOR	NOR	NOR	NOR	NOR	NOR	NOR	PS	PS	PS	NOR	NOR	NOR	NOR	NOR	NOR	NOR	0	0	0	0
Herdman, Cole	NOR	NOR	PS	PS	PS	NOR	NOR	NOR	NOR	NOR	NOR	NOR	NOR	NOR	NOR	NOR	NOR	0	0	0	0
Hill, Justice	X	X	X	X	X	X	X	X	X	X	X	X	X	X	X	X	X	16	0	0	0
Holden, Will	NOR	NOR	NOR	NOR	NOR	NOR	NOR	NOR	NOR	NOR	NOR	NOR	PS	PS	PS	PS	PS	0	0	0	0
Howard, A.J.	NOR	NOR	NOR	NOR	NOR	PS	NOR	NOR	NOR	NOR	NOR	NOR	NOR	NOR	NOR	NOR	NOR	0	0	0	0
Humphrey, Marlon	X	LCB	LCB	LCB	LCB	LCB	LCB	LCB	LCB	LCB	DB	LCB	LCB	LCB	LCB	DB	LCB	16	15	0	0
Hurst, Hayden	X	X	TE	X	X	X	TE	X	TE	X	X	X	X	TE	X	X	TE	16	4	0	0
Hurst, James	X	X	X	X	X	X	X	X	X	X	X	X	X	LT	X	LT	X	16	2	0	0
Ingram II, Mark	RB	RB	RB	RB	RB	RB	RB	RB	RB	RB	RB	RB	RB	RB	RB	INA	RB	15	15	0	1
Jackson, Bennett	NOR	NOR	NOR	NOR	NOR	NOR	X	X	X	X	INA	INA	NOR	NOR	NOR	NOR	NOR	4	0	0	2
Jackson, Lamar	QB	QB	QB	QB	QB	QB	QB	QB	QB	QB	QB	QB	QB	QB	QB	INA	QB	15	15	0	1
Jefferson, Tony	SS	SS	SS	SS	SS	IR	IR	IR	IR	IR	IR	IR	IR	IR	IR	IR	IR	5	5	0	0
Jones, Alvin	IR	NOR	NOR	NOR	NOR	NOR	NOR	NOR	NOR	NOR	NOR	NOR	NOR	NOR	NOR	NOR	NOR	0	0	0	0
Jones, Cyrus	X	CB	X	X	X	X	X	X	INA	NOR	NOR	NOR	NOR	NOR	NOR	NOR	NOR	8	1	0	1
Judon, Matthew	SLB	SAM	SAM	SAM	SAM	SAM	SAM	SAM	SAM	SAM	SAM	SAM	SAM	SAM	SAM	SAM	SAM	16	16	0	0
Kamalu, Ufomba	NOR	NOR	NOR	NOR	NOR	NOR	NOR	INA	INA	PS	PS	PS	PS	PS	PS	PS	PS	0	0	0	2
Koch, Sam	X	X	X	X	X	X	X	X	X	X	X	X	X	X	X	X	X	16	0	0	0
Ledbetter, Jeremiah	NOR	NOR	NOR	NOR	PS	PS	PS	NOR	NOR	NOR	NOR	NOR	NOR	NOR	NOR	NOR	NOR	0	0	0	0

2019 PARTICIPATION CHART

PLAYER	9/8 @ Mia.	9/15 vs. Ari.	9/22 @ KC	9/29 vs. Cle.	10/6 @ Pit.	10/13 vs. Cin.	10/20 @ Sea.	11/3 vs. NE	11/10 @ Cin.	11/17 vs. Hou.	11/25 @ LAR	12/1 vs. SF	12/8 @ Buf.	12/12 vs. NYJ	12/22 @ Cle.	12/29 vs. Pit.	Div. 1/11 vs. Ten.	Games Played	Games Started	Did Not Play	Inactive
Levine Sr., Anthony	X	X	X	X	X	X	X	X	X	X	X	X	X	X	X	X	X	16	0	0	0
Mack, Daylon	INA	INA	INA	X	INA	INA	INA	INA	INA	IR	IR	IR	IR	IR	IR	IR	IR	1	0	0	8
Marshall, Byron	NOR	NOR	NOR	NOR	NOR	NOR	NOR	NOR	PS	PS	PS	PS	PS	PS	PS	PS	PS	0	0	0	0
Marshall, Iman	IR	IR	IR	IR	IR	IR	IR	IR	IR	INA	X	INA	INA	X	INA	X	INA	3	0	0	4
McPhee, Pernell	RUSH	DE	RUSH	RUSH	RUSH	RUSH	RUSH	IR	IR	IR	IR	IR	IR	IR	IR	IR	IR	7	7	0	0
McSorley, Trace	INA	INA	INA	INA	INA	INA	INA	INA	INA	INA	INA	INA	INA	INA	INA	X	INA	1	0	0	15
Mekari, Patrick	X	DNP	X	DNP	X	DNP	DNP	DNP	X	X	X	C	C	C	C	C	C	11	5	5	0
Modster, Sean	PS	NOR	NOR	NOR	NOR	PS	PS	PS	NOR	NOR	NOR	NOR	NOR	NOR	PS	PS	PS	0	0	0	0
Moore, Chris	X	X	X	X	X	WR	X	X	INA	INA	X	X	X	X	X	X	X	14	1	0	2
Onuoha, Mike	NOR	NOR	NOR	NOR	NOR	NOR	NOR	NOR	PS	PS	PS	PS	PS	PS	PS	PS	PS	0	0	0	0
Onwuasor, Patrick	MLB	MLB	MLB	MLB	WLB	INA	INA	X	X	X	WLB	X	X	X	X	X	X	14	6	0	2
Payne, Donald	PS	NOR	NOR	NOR	NOR	NOR	NOR	NOR	NOR	NOR	NOR	NOR	NOR	NOR	NOR	NOR	NOR	0	0	0	0
Peko Sr., Domata	NOR	NOR	NOR	NOR	NOR	NOR	NOR	NOR	NOR	NT	NT	X	X	X	X	DT	X	7	3	0	0
Perkins, Paul	NOR	NOR	NOR	NOR	NOR	NOR	NOR	NOR	NOR	NOR	NOR	NOR	NOR	NOR	NOR	NOR	PS	0	0	0	0
Peters, Marcus	NOR	NOR	NOR	NOR	NOR	NOR	CB	CB	X	RCB	LCB	RCB	DB	RCB	DB	LCB	RCB	10	9	0	0
Pierce, Michael	NT	NT	NT	NT	NT	NT	NT	NT	NT	INA	INA	NT	NT	NT	NT	NT	NT	14	14	0	2
Powers, Ben	INA	INA	INA	INA	INA	INA	INA	INA	INA	INA	INA	INA	INA	INA	INA	X	INA	1	0	0	15
Prince, R.J.	PS	PS	PS	PS	PS	PS	PS	PS	PS	PS	PS	PS	PS	PS	PS	PS	PS	0	0	0	0
Ricard, Patrick	FB	X	X	X	X	FB	X	X	X	FB	FB	FB	FB	X	FB	X	X	16	7	0	0
Rice, Denzel	NOR	NOR	NOR	NOR	NOR	NOR	PS	PS	IR	IR	IR	IR	IR	IR	IR	IR	IR	0	0	0	0
Richards, Jordan	NOR	NOR	NOR	NOR	NOR	NOR	NOR	X	X	X	X	X	X	X	X	X	INA	9	0	0	0
Roberts, Seth	X	X	X	X	X	X	X	X	X	X	X	X	X	X	X	X	X	16	0	0	0
Scarff, Charles	PS	PS	PS	PS	PS	PS	PS	PS	PS	PS	PS	PS	PS	PS	PS	PS	PS	0	0	0	0
Scott, Jaleel	INA	INA	INA	INA	INA	X	X	INA	INA	INA	INA	INA	INA	INA	INA	X	INA	3	0	0	13
Senat, Greg	INA	NOR	NOR	NOR	NOR	NOR	NOR	NOR	NOR	NOR	NOR	NOR	NOR	NOR	NOR	NOR	NOR	0	0	0	1
Sieler, Zach	PS	PS	PS	PS	X	X	X	INA	X	INA	INA	INA	NOR	NOR	NOR	NOR	NOR	4	0	0	4
Skura, Matt	C	C	C	C	C	C	C	C	C	C	C	IR	IR	IR	IR	IR	IR	11	11	0	0
Smith, Andre	NOR	NOR	NOR	NOR	NOR	NOR	NOR	NOR	NOR	NOR	NOR	NOR	NOR	NOR	NOR	NOR	INA	0	0	0	0
Smith, Jimmy	RCB	INA	INA	INA	INA	INA	INA	CB	RCB	X	X	X	RCB	X	DB	DNP	X	9	5	1	6
Smithson, Fish	IR	IR	IR	IR	IR	IR	IR	IR	IR	IR	IR	IR	IR	IR	IR	IR	IR	0	0	0	0
Snead IV, Willie	X	WR	WR	WR	WR	X	WR	WR	X	WR	X	WR	X	WR	WR	WR	WR	16	11	0	0
Stanley, Ronnie	LT	LT	LT	LT	LT	LT	LT	LT	LT	LT	LT	LT	LT	INA	LT	INA	LT	14	14	0	2
Thomas, De'Anthony	NOR	NOR	NOR	NOR	NOR	NOR	NOR	NOR	X	X	X	X	X	X	X	X	X	8	0	0	0
Thomas III, Earl	FS	FS	FS	FS	FS	FS	FS	FS	SS	SS	FS	SS	SS	SS	SS	INA	SS	15	15	0	1
Thompson, Mark	NOR	PS	IR	NOR	NOR	NOR	NOR	NOR	NOR	NOR	NOR	NOR	NOR	NOR	NOR	NOR	NOR	0	0	0	0
Trawick, Brynden	X	X	INA	INA	IR	IR	IR	IR	IR	IR	IR	IR	X	X	X	X	X	6	0	0	2
Tucker, Justin	X	X	X	X	X	X	X	X	X	X	X	X	X	X	X	X	X	16	0	0	0
Turner, De'Lance	PS	PS	PS	PS	PS	PS	PS	PS	NOR	NOR	NOR	NOR	NOR	NOR	NOR	NOR	NOR	0	0	0	0
Ward, Jihad	NOR	NOR	NOR	NOR	NOR	X	X	X	X	X	X	X	X	X	X	X	X	11	0	0	0
Wesley, Antoine	PS	PS	PS	PS	PS	PS	PS	PS	PS	PS	PS	PS	PS	PS	PS	PS	IR	0	0	0	0
Williams, Brandon	DT	DT	DT	INA	DT	DT	DT	DT	DT	DT	DT	DT	DT	DT	DT	INA	DT	14	14	0	2
Williams, Tim	X	X	X	X	NOR	NOR	NOR	NOR	NOR	NOR	NOR	NOR	NOR	NOR	NOR	NOR	NOR	4	0	0	0
Wormley, Chris	DE	X	X	DT	X	DE	X	X	DE	X	X	DE	X	DE	X	DE	DE	16	7	0	0
Yanda, Marshal	RG	RG	RG	RG	RG	RG	RG	RG	RG	RG	RG	RG	RG	RG	RG	INA	RG	15	15	0	1
Young, Kenny	WLB	X	WLB	WLB	INA	X	NOR	NOR	NOR	NOR	NOR	NOR	NOR	NOR	NOR	NOR	NOR	5	3	0	1
Young, Tavon	IR	IR	IR	IR	IR	IR	IR	IR	IR	IR	IR	IR	IR	IR	IR	IR	IR	0	0	0	0

Position in Caps = Starter; X = Played/Substituted; IR = Injured Reserve; NOR = Not on Roster; PS = Practice Squad; NFI = Non-Football Injury List

2019 GAME-BY-GAME STARTERS

OFFENSE												
DATE	OPPONENT	WR	LT	LG	C	RG	RT	TE	WR	QB	RB	FB
9/8	at Miami	M. Brown	R. Stanley	B. Bozeman	M. Skura	M. Yanda	O. Brown Jr.	N. Boyle	M. Boykin	L. Jackson	M. Ingram II	P. Ricard
9/15	Arizona	M. Brown/ W. Snead IV	R. Stanley	B. Bozeman	M. Skura	M. Yanda	O. Brown Jr.	N. Boyle	M. Boykin	L. Jackson	M. Ingram II	--
9/22	at Kansas City	M. Brown/ W. Snead IV	R. Stanley	B. Bozeman	M. Skura	M. Yanda	O. Brown Jr.	H. Hurst	M. Boykin	L. Jackson	M. Ingram II	--
9/29	Cleveland	M. Brown/ W. Snead IV	R. Stanley	B. Bozeman	M. Skura	M. Yanda	O. Brown Jr.	N. Boyle	M. Boykin	L. Jackson	M. Ingram II	--
10/6	at Pittsburgh	W. Snead IV	R. Stanley	B. Bozeman	M. Skura	M. Yanda	O. Brown Jr.	N. Boyle/ M. Andrews	M. Boykin	L. Jackson	M. Ingram II	--
10/13	Cincinnati	C. Moore	R. Stanley	B. Bozeman	M. Skura	M. Yanda	O. Brown Jr.	N. Boyle	M. Boykin	L. Jackson	M. Ingram II	P. Ricard
10/20	at Seattle	W. Snead IV	R. Stanley	B. Bozeman	M. Skura	M. Yanda	O. Brown Jr.	N. Boyle/ M. Andrews/ H. Hurst	--	L. Jackson	M. Ingram II	--
11/3	New England	W. Snead IV/ M. Brown	R. Stanley	B. Bozeman	M. Skura	M. Yanda	O. Brown Jr.	N. Boyle	M. Boykin	L. Jackson	M. Ingram II	--
11/10	at Cincinnati	M. Brown	R. Stanley	B. Bozeman	M. Skura	M. Yanda	O. Brown Jr.	N. Boyle/ M. Andrews/ H. Hurst	--	L. Jackson	M. Ingram II	--
11/17	Houston	W. Snead IV	R. Stanley	B. Bozeman	M. Skura	M. Yanda	O. Brown Jr.	N. Boyle	M. Boykin	L. Jackson	M. Ingram II	P. Ricard
11/25	at L.A. Rams	M. Brown	R. Stanley	B. Bozeman	M. Skura	M. Yanda	O. Brown Jr.	N. Boyle	M. Boykin	L. Jackson	M. Ingram II	P. Ricard
12/1	San Francisco	M. Brown	R. Stanley	B. Bozeman	P. Mekari	M. Yanda	O. Brown Jr.	N. Boyle	W. Snead IV	L. Jackson	M. Ingram II	P. Ricard
12/8	at Buffalo	--	R. Stanley	B. Bozeman	P. Mekari	M. Yanda	O. Brown Jr.	N. Boyle/ M. Andrews	M. Boykin	L. Jackson	M. Ingram II	P. Ricard
12/12	N.Y. Jets	M. Brown	J. Hurst	B. Bozeman	P. Mekari	M. Yanda	O. Brown Jr.	N. Boyle/ H. Hurst	W. Snead IV	L. Jackson	M. Ingram II	--
12/22	at Cleveland	M. Brown	R. Stanley	B. Bozeman	P. Mekari	M. Yanda	O. Brown Jr.	N. Boyle	W. Snead IV	L. Jackson	M. Ingram II	P. Ricard
12/29	Pittsburgh	M. Brown/ W. Snead IV	J. Hurst	B. Bozeman	P. Mekari	P. Ehinger	O. Brown Jr.	N. Boyle	M. Boykin	R. Griffin III	G. Edwards	--

DEFENSE													
DATE	OPPONENT	NT	DE	DT	SAM	MIKE	WILL	RUSH	RCB	LCB	SS	FS	DB
9/8	at Miami	M. Pierce	C. Wormley	B. Williams	M. Judon	P. Onwuasor	K. Young	P. McPhee	J. Smith	B. Carr	T. Jefferson	E. Thomas III	--
9/15	Arizona	M. Pierce	P. McPhee	B. Williams	M. Judon	P. Onwuasor	C. Jones	--	B. Carr	M. Humphrey	T. Jefferson	E. Thomas III	A. Averett
9/22	at Kansas City	M. Pierce	--	B. Williams	M. Judon	P. Onwuasor	K. Young	P. McPhee	B. Carr	M. Humphrey	T. Jefferson	E. Thomas III	C. Clark
9/29	Cleveland	M. Pierce	--	C. Wormley	M. Judon	P. Onwuasor	K. Young	P. McPhee	B. Carr	M. Humphrey	T. Jefferson	E. Thomas III	A. Averett
10/6	at Pittsburgh	M. Pierce	--	B. Williams	M. Judon	J. Bynes	P. Onwuasor	P. McPhee	M. Canady	M. Humphrey	T. Jefferson	E. Thomas III	B. Carr
10/13	Cincinnati	M. Pierce	C. Wormley	B. Williams	M. Judon	J. Bynes	L. Fort	P. McPhee	B. Carr	M. Humphrey	C. Clark	E. Thomas III	--
10/20	at Seattle	M. Pierce	--	B. Williams	M. Judon	J. Bynes	L. Fort	P. McPhee	B. Carr	M. Humphrey	C. Clark	E. Thomas III	M. Peters
11/3	New England	M. Pierce	--	B. Williams	M. Judon	L. Fort	J. Smith	J. Ferguson	B. Carr	M. Humphrey	C. Clark	E. Thomas III	M. Peters
11/10	at Cincinnati	M. Pierce	C. Wormley	B. Williams	M. Judon	J. Bynes	--	J. Ferguson	J. Smith	M. Humphrey	E. Thomas III	B. Carr	C. Clark
11/17	Houston	D. Peko Sr.	--	B. Williams	M. Judon	J. Bynes	L. Fort	J. Ferguson	M. Peters	M. Humphrey	E. Thomas III	B. Carr	C. Clark
11/25	at L.A. Rams	D. Peko Sr.	--	B. Williams	M. Judon	J. Bynes	P. Onwuasor	J. Ferguson	B. Carr	M. Peters	C. Clark	E. Thomas III	M. Humphrey
12/1	San Francisco	M. Pierce	C. Wormley	B. Williams	M. Judon	L. Fort	--	J. Ferguson	M. Peters	M. Humphrey	E. Thomas III	B. Carr	C. Clark
12/8	at Buffalo	M. Pierce	--	B. Williams	M. Judon	L. Fort	C. Clark	J. Ferguson	J. Smith	M. Humphrey	E. Thomas III	B. Carr	M. Peters
12/12	N.Y. Jets	M. Pierce	C. Wormley	B. Williams	M. Judon	L. Fort	--	J. Ferguson	M. Peters	M. Humphrey	E. Thomas III	B. Carr	C. Clark
12/22	at Cleveland	M. Pierce	--	B. Williams	M. Judon	L. Fort	C. Clark	J. Ferguson	M. Peters	M. Humphrey	E. Thomas III	B. Carr	J. Smith
12/29	Pittsburgh	M. Pierce	C. Wormley	D. Peko Sr.	M. Judon	J. Bynes	--	J. Ferguson	A. Averett	M. Peters	C. Clark	B. Carr	M. Humphrey

HOW THE 2019 RAVENS WERE BUILT

BY YEAR SIGNED

YEAR	PLAYER	ACQ.
2006	P Sam Koch	D6a
2007	G/T Marshal Yanda	D3b
2010	LS Morgan Cox	RFA
2011	CB Jimmy Smith	D1
2012	DB/LB Anthony Levine Sr. K Justin Tucker	FA RFA
2013	DT Brandon Williams	D3
2014	G/T James Hurst	RFA
2015	TE Nick Boyle	D5a
2016	OLB Matthew Judon WR/RS Chris Moore ILB Patrick Onwuasor DT Michael Pierce C/G Matt Skura [Injured Reserve] T Ronnie Stanley CB Tavon Young [Injured Reserve]	D5 D4b RFA RFA FA D1 D4a
2017	OLB Tyus Bowser CB Brandon Carr S Chuck Clark CB Marlon Humphrey S Tony Jefferson [Injured Reserve] FB/DL Patrick Ricard DE Chris Wormley	D2 UFA (Dal.) D6 D1 UFA (Ari.) RFA D3a
2018	TE Mark Andrews CB Anthony Averett ILB Chris Board G/C Bradley Bozeman T Orlando Brown Jr. G/T Randin Crecelius [Injured Reserve] RB Gus Edwards S DeShon Elliott [Injured Reserve] QB Robert Griffin III TE Hayden Hurst QB Lamar Jackson WR Jaleel Scott WR/RS Willie Snead IV	D3b D4a RFA D6c D3a RFA RFA D6a FA D1a D1b D4c Rest. FA (NO)
2019	ILB Otaru Alaka [Injured Reserve] WR Miles Boykin WR Marquise Brown ILB Josh Bynes G Parker Ehinger [Injured Reserve] DT Justin Ellis OLB Jalyon Ferguson ILB L.J. Fort C Hroniss Grasu RB Justice Hill RB Mark Ingram II DT Daylon Mack [Injured Reserve] CB Iman Marshall OLB Pernell McPhee [Injured Reserve] QB Trace McSorley C/G Patrick Mekari DT Domata Peko Sr. CB Marcus Peters G Ben Powers DB Jordan Richards WR Seth Roberts T Andre Smith DB Fish Smithson [Injured Reserve] WR/RS De'Anthony Thomas S Earl Thomas III S Brynden Trawick DT Jihad Ward	RFA D3b D1 FA FA FA D3a FA WAV (Ten.) D4a UFA (NO) D5 D4c UFA (Was.) D6 RFA FA TR (LAR) D4b FA FA FA FA FA UFA (Sea.) FA FA

FA - Free Agent UFA - Unrestricted Free Agent RFA - Rookie Free Agent TR - Trade WAV - Waivers

BY DRAFT ROUND

1st ROUND (11)	TEAM	YEAR
T Andre Smith	Cincinnati	2009 (6th)
S Earl Thomas III	Seattle	2010 (14th)
CB Jimmy Smith	Baltimore	2011 (27th)
RB Mark Ingram II	New Orleans	2011 (28th)
QB Robert Griffin III	Washington	2012 (2nd)
CB Marcus Peters	Kansas City	2015 (18th)
T Ronnie Stanley	Baltimore	2016 (6th)
CB Marlon Humphrey	Baltimore	2017 (16th)
TE Hayden Hurst	Baltimore	2018 (25th)
QB Lamar Jackson	Baltimore	2018 (32nd)
WR Marquise Brown	Baltimore	2019 (25th)
2ND ROUND (3)		
DB Jordan Richards	New England	2015
DT Jihad Ward	Oakland	2016
OLB Tyus Bowser	Baltimore	2017
3RD ROUND (8)		
G/T Marshal Yanda	Baltimore	2007
C Hroniss Grasu	Chicago	2013
DT Brandon Williams	Baltimore	2013
DE Chris Wormley	Baltimore	2017
TE Mark Andrews	Baltimore	2018
T Orlando Brown Jr.	Baltimore	2018
OLB Jalyon Ferguson	Baltimore	2019
WR Miles Boykin	Baltimore	2019
4TH ROUND (11)		
DT Domata Peko Sr.	Cincinnati	2006
DT Justin Ellis	Oakland	2014
WR/RS De'Anthony Thomas	Kansas City	2014
G Parker Ehinger [Injured Reserve]	Kansas City	2016
WR/RS Chris Moore	Baltimore	2016
CB Tavon Young [Injured Reserve]	Baltimore	2016
CB Anthony Averett	Baltimore	2018
WR Jaleel Scott	Baltimore	2018
RB Justice Hill	Baltimore	2019
G Ben Powers	Baltimore	2019
CB Iman Marshall	Baltimore	2019
5TH ROUND (5)		
CB Brandon Carr	Kansas City	2008
OLB Pernell McPhee [Injured Reserve]	Baltimore	2011
TE Nick Boyle	Baltimore	2015
OLB Matthew Judon	Baltimore	2016
DT Daylon Mack [injured Reserve]	Baltimore	2019
6TH ROUND (5)		
P Sam Koch	Baltimore	2006
S Chuck Clark	Baltimore	2017
G/C Bradley Bozeman	Baltimore	2018
S DeShon Elliott [Injured Reserve]	Baltimore	2018
QB Trace McSorley	Baltimore	2019
UNDRAFTED (20)		
LS Morgan Cox	Baltimore	2010
DB/LB Anthony Levine Sr.	Green Bay	2010
ILB Josh Bynes	Baltimore	2011
ILB L.J. Fort	Cleveland	2012
K Justin Tucker	Baltimore	2012
S Tony Jefferson [Injured Reserve]	Arizona	2013
S Brynden Trawick	Baltimore	2013
G/T James Hurst	Baltimore	2014
WR Seth Roberts	Oakland	2014
WR/RS Willie Snead IV	Cleveland	2014
ILB Patrick Onwuasor	Baltimore	2016
DT Michael Pierce	Baltimore	2016
C/G Matt Skura [Injured Reserve]	Baltimore	2016
FB/DL Patrick Ricard	Baltimore	2017
DB Fish Smithson [Injured Reserve]	Washington	2017
ILB Chris Board	Baltimore	2018
G/T Randin Crecelius [Injured Reserve]	Baltimore	2018
RB Gus Edwards	Baltimore	2018
ILB Otaru Alaka [Injured Reserve]	Baltimore	2019
C/G Patrick Mekari	Baltimore	2019

2019 HONORS

JOHN HARBAUGH

- NFL Coach of the Year (*Associated Press* & PFWA)
- AFC Coach of the Year (NFL 101 Awards)
- “Greasy” Neale Pro Coach of the Year (Maxwell Football Club)

GREG ROMAN

- NFL Assistant Coach of the Year (*Associated Press* & PFWA)

TE MARK ANDREWS

- Pro Bowl (first selection)

T ORLANDO BROWN JR.

- Pro Bowl (first selection)

LS MORGAN COX

- Pro Bowl (starter, third selection)

CB MARLON HUMPHREY

- First-Team All-Pro (*Associated Press*)
- Pro Bowl (first selection)

RB MARK INGRAM II

- Pro Bowl (third selection)

QB LAMAR JACKSON

- NFL MVP (*Associated Press* & PFWA)
- Offensive Player of the Year (PFWA)
- First-Team All-Pro (*Associated Press*)
- All-NFL Team (PFWA)
- AFC Offensive Player of the Year (NFL 101 Awards)
- Bert Bell Pro Player of the Year (Maxwell Football Club)
- FedEx Air Player of the Year
- Pro Bowl (starter, first selection)
- Pro Bowl Offensive MVP
- Team MVP (local Baltimore Media)
- AFC Offensive Player of the Month (November)
- Five-time AFC Offensive Player of the Week (Week 15 vs. NYJ; Week 12 at LAR; Week 10 at Cin.; Week 9 vs. NE & Week 1 at Mia.)
- Three-time FedEx Air Player of the Week (Week 12 at LAR; Week 10 at Cin.; Week 1 at Mia.)
- FedEx Ground Player of the Week (Week 6 vs. Cin.)

OLB MATTHEW JUDON

- Pro Bowl (first selection)
- All-AFC Team (PFWA)

CB MARCUS PETERS

- First-Team All-Pro, DB (*Associated Press*)
- Second-Team All-Pro, CB (*Associated Press*)
- Pro Bowl (third selection)

FB PATRICK RICARD

- Pro Bowl (starter, first selection)

T RONNIE STANLEY

- First-Team All-Pro (*Associated Press*)
- All-NFL Team (PFWA)
- Pro Bowl (starter, first selection)

S EARL THOMAS III

- Pro Bowl (seventh selection)

K JUSTIN TUCKER

- First-Team All-Pro (*Associated Press*)
- All-NFL Team (PFWA)
- Pro Bowl (starter, third selection)
- AFC Special Teams Player of the Month (October)
- AFC Special Teams Player of the Week (Week 6 vs. Cin.)
- AFC Special Teams Player of the Week (Week 5 at Pit.)

G MARSHAL YANDA

- All-NFL Team (PFWA)
- Second-Team All-Pro (*Associated Press*)
- Pro Bowl (starter, eighth selection)



John Harbaugh became the first Ravens coach ever to win *The Associated Press* NFL Coach of the Year Award. Harbaugh led the Ravens to the AFC's No. 1 playoff seed and a franchise-best 14-2 record. Baltimore also won a franchise-record 12-straight games to close out the 2019 regular season.



Lamar Jackson became the first Raven ever to win *The Associated Press* NFL MVP Award. Jackson, whose selection was unanimous, accounted for a league-high 43 total TDs, including a league-best (and franchise-record) 36 passing scores. He also rushed for 1,206 yards (sixth most in the league), setting a new NFL single-season record by a QB.

2019 GAME-BY-GAME OFFENSE

OFFENSE	9/8	9/15	9/22	9/29	10/6	10/13	10/20	11/3	11/10	11/17	11/25	12/1	12/8	12/12	12/22	12/29	1/11/20
	@Mia.	Ari.	@KC	Cle.	@Pit.	Cin.	@Sea.	NE	@Cin.	Hou.	@LAR	SF	@Buf.	NYJ	@Cle.	Pit.	WC Ter.
Points	59	23	28	25	26	23	30	37	49	41	45	20	24	42	31	28	12
1st Qtr	21	7	6	0	10	14	3	10	14	0	14	7	3	13	0	6	0
2nd Qtr	21	10	0	7	7	3	10	7	14	14	14	10	7	8	14	10	6
3rd Qtr	10	0	7	3	0	3	7	7	21	13	7	0	7	14	7	0	0
4th Qtr	7	6	15	15	6	3	10	13	0	14	10	3	7	7	10	12	6
Overtime	0	0	0	0	3	0	0	0	0	0	0	0	0	0	0	0	0
TDs (Ru-P-Ret)	8 (2-6-0)	2 (0-2-0)	4 (4-0-0)	3 (0-3-0)	2 (1-1-0)	2 (2-0-0)	3 (1-0-2)	5 (3-1-1)	7 (2-3-2)	5 (1-4-0)	6 (1-5-0)	2 (1-1-0)	3 (0-3-0)	6 (1-5-0)	4 (1-3-0)	2 (1-0-1)	1 (0-1-0)
PATs (M/A)	8/8	2/2	1/1	2/2	2/2	2/2	3/3	4/5	7/7	5/5	6/6	2/2	3/3	4/5	4/4	2/2	0/0
2PT Convs (M/A)	0/0	0/0	0/3	1/1	0/0	0/0	0/0	0/0	0/0	0/0	0/0	0/0	0/0	1/1	0/0	0/0	0/1
FGs (M/A)	1/1	3/3	1/1	1/1	4/4	3/3	3/3	1/1	0/0	2/3	1/1	2/2	1/1	0/0	1/1	4/4	2/2
Safeties	0	0	0	0	0	0	0	0	0	0	0	0	0	0	0	1	0
First Downs	31	26	29	24	22	26	14	26	20	25	21	21	18	23	31	19	29
Rushing	10	9	15	11	11	15	9	11	7	12	17	14	6	10	16	15	10
Passing	17	16	14	12	8	11	5	11	13	11	13	5	8	11	13	3	18
Penalty	4	1	0	1	3	0	0	4	0	2	1	2	4	2	2	1	1
3rd Down Conv (M/A)	7-11	7-14	5-13	4-10	6-15	9-15	5-13	5-10	4-6	5-9	9-15	3-10	3-11	2-8	7-11	7-16	11/18
3rd Down Conv Pct	64%	50%	38.5%	40%	40%	60%	38.5%	50%	66.7%	55.6%	60%	30%	27.3%	25%	63.6%	43.8%	61.1%
4th Down Conv (M/A)	2-2	0-1	3-4	1-2	1-1	0-0	1-1	1-1	1-1	0-1	3-3	2-3	0-0	1-1	0-1	1-2	0-4
4th Down Conv Pct	100%	0%	75%	50%	100%	0%	100%	100%	100%	0%	100%	66.7%	0%	100%	0%	50%	0%
Total Net Yards	643	440	452	395	277	497	340	372	379	491	480	283	257	430	481	304	530
Total Off. Plays	73	72	78	67	73	77	56	65	46	64	74	62	59	59	71	68	92
Avg. Gain Per Play	8.8	6.1	5.8	5.9	3.8	6.5	6.1	5.7	8.2	7.7	6.5	4.6	4.4	7.3	6.8	4.5	5.8
Net Yards Rushing	265	182	203	173	138	269	199	210	136	256	285	178	118	218	243	223	185
Total Rushing Plays	46	33	32	29	40	43	35	41	23	37	48	38	33	34	40	44	29
Avg. Gain Per Rush	5.8	5.5	6.3	6.0	3.5	6.3	5.7	5.1	5.9	6.9	5.9	4.7	3.6	6.4	6.1	5.1	6.4
Net Yards Passing	378	258	249	222	139	228	141	162	243	235	195	105	139	212	238	81	345
Times Sacked	1	2	3	4	5	1	1	1	1	0	3	1	1	1	0	3	4
Yards Lost on Sacks	1	14	18	25	22	8	2	1	0	0	13	0	6	0	0	15	20
Gross Yards Passing	379	272	267	247	161	236	143	163	243	235	208	105	145	212	238	96	365
Pass Attempts	26	37	43	34	28	33	20	23	22	27	23	23	25	24	31	21	59
Pass Completions	23	24	22	24	19	21	9	17	18	20	16	14	16	15	20	11	31
Completion Pct	88.5%	64.9%	51.2%	70.6%	67.9%	63.6%	45.0%	73.9%	81.8%	74.1%	69.6%	60.9%	64.0%	62.5%	64.5%	52.4%	52.5%
Avg. Gain Per Pass	14	6.6	5.4	5.8	4.2	6.7	6.7	6.8	10.6	8.7	7.5	4.4	5.3	8.5	7.7	3.4	5.5
Interceptions	0	0	0	2	3	0	0	0	1	0	0	0	1	0	0	1	2
Fumbles / Fum. Lost	0/0	2/0	0/0	2/1	1/0	1/1	2/0	2/2	0/0	1/0	1/0	1/1	0/0	1/0	3/1	1/1	1/1
Penalties	4	10	7	3	11	10	8	4	5	8	8	3	9	6	7	6	7
Penalty Yards	40	62	60	15	92	81	75	34	35	65	66	23	99	35	50	35	56
Punts	1	3	3	3	3	2	3	2	1	0	1	2	7	5	2	3	1
Gross Punting Average	56.0	43.0	51.0	43.7	51.7	42.0	44.0	49.0	34.0	0.0	48.0	51.5	44.1	36.2	51.0	46.7	44.0
Touchbacks	0	0	1	0	1	1	0	0	0	0	0	0	1	0	0	0	0
Inside20	1	2	2	3	0	1	1	1	0	0	1	2	2	1	1	3	0
Punts Blocked	0	0	0	0	0	0	0	0	0	0	0	0	0	1	0	0	0
Net Punting Average	56.0	43.0	41.3	43.7	40.7	32.0	40.0	49.0	34.0	0.0	44.0	51.5	38.1	26.6	45.5	38.7	44.0
Punt Returns	2	3	0	1	1	1	2	2	1	2	3	1	1	1	2	2	0
Punt Return Yards	29	45	0	14	2	8	8	7	8	4	45	18	1	8	7	2	0
Punt Return Avg.	14.5	15	0.0	14.0	2.0	8.0	4.0	3.5	8.0	2.0	15.0	18.0	1.0	8.0	3.5	1.0	0.0
Fair Catches	2	1	1	1	1	4	0	0	0	1	1	0	0	2	3	0	0
Kickoff Returns	1	2	2	5	1	0	2	3	1	2	0	2	0	1	3	2	3
Kickoff Return Yards	9	46	47	101	46	0	21	38	18	16	0	34	0	5	62	50	71
Kickoff Return Avg.	9.0	23.0	23.5	20.2	46.0	0.0	10.5	12.7	18.0	8.0	0.0	17.0	0.0	5.0	20.7	25.0	23.7
Time of Possession	40:07	37:38	32:44	29:43	39:00	39:42	29:54	37:01	23:49	36:19	39:56	32:26	32:49	31:38	34:19	39:27	32:06

2019 GAME-BY-GAME DEFENSE

DEFENSE	9/8	9/15	9/22	9/29	10/6	10/13	10/20	11/3	11/10	11/17	11/25	12/1	12/8	12/12	12/22	12/29	1/11/20
	@Mia.	Ari.	@KC	Cle.	@Pit.	Cin.	@Sea.	NE	@Cin.	Hou.	@LAR	SF	@Buf.	NYJ	@Cle.	Pit.	WC Ter.
Points	10	17	33	40	23	17	16	20	13	7	6	17	17	21	15	10	28
1st Qtr	0	3	0	7	7	7	0	0	0	0	0	7	0	0	0	0	7
2nd Qtr	10	3	23	3	6	3	13	13	10	0	6	7	6	7	6	7	7
3rd Qtr	0	3	7	14	7	0	0	7	0	0	0	3	3	0	3	3	14
4th Qtr	0	8	3	16	3	7	3	0	3	7	0	0	8	14	6	0	0
Overtime	0	0	0	0	0	0	0	0	0	0	0	0	0	0	0	0	0
TDs (Ru-P-Ret)	1 (0-1-0)	1 (1-0-0)	4 (1-3-0)	5 (4-1-0)	2 (1-1-0)	2 (1-0-1)	1 (0-1-0)	2 (1-1-0)	1 (0-1-0)	1 (1-0-0)	0-0-0	2 (1-1-0)	1 (0-1-0)	3 (0-2-1)	2 (0-2-0)	1 (1-0-0)	4 (1-3-0)
PATs (M/A)	1/1	0/0	3/4	4/4	2/2	2/2	1/1	2/2	1/1	1/1	0/0	2/2	0/0	1/2	0/1	1/1	4/4
2PT Convs (M/A)	0/0	1/1	0/0	0/1	0/0	0/0	0/0	0/0	0/0	0/0	0/0	0/0	1/1	1/1	0/1	0/0	0/0
FGs (M/A)	1/1	3/3	2/2	2/2	3/3	1/1	3/4	2/2	2/2	0/1	2/2	1/2	3/3	0/1	1/1	1/1	0/0
Safeties	0	0	0	0	0	0	0	0	0	0	0	0	0	0	0	0	0
First Downs	12	15	27	22	18	18	20	22	21	16	14	15	16	13	17	10	15
Rushing	1	2	9	8	3	2	8	4	11	3	2	7	4	4	2	4	9
Passing	10	12	14	12	9	14	10	17	9	10	8	7	7	9	10	5	5
Penalty	1	1	4	2	6	2	2	1	1	3	4	1	5	0	5	1	1
3rd Down Conv (M/A)	3-10	2-11	5-9	6-13	3-9	5-11	10-17	5-13	7-15	2-10	2-9	4-12	4-17	6-14	3-12	5-12	7-13
3rd Down Conv Pct	30%	18%	55.6%	46.2%	33.3%	45.5%	58.8%	38.5%	46.7%	20%	22.2%	33.3%	23.5%	42.9%	25%	41.7%	53.9%
4th Down Conv (M/A)	0-0	1-1	0-1	1-1	0-0	0-0	0-0	0-0	1-4	1-4	1-1	1-2	0-1	0-2	0-0	0-1	0-0
4th Down Conv Pct	0%	100%	0%	100%	0%	0%	0%	0%	25%	25%	100%	50%	0%	0%	0%	0%	0%
Total Net Yards	200	349	503	530	269	250	347	342	307	232	221	331	209	310	241	168	300
Total Off. Plays	47	54	63	61	51	55	68	65	72	57	48	52	68	57	53	50	53
Avg. Gain Per Play	4.3	6.5	8.0	8.7	5.3	4.5	5.1	5.3	4.3	4.1	4.6	6.4	3.1	5.4	4.5	3.4	5.7
Net Yards Rushing	21	20	140	193	77	33	106	74	157	122	22	174	104	103	57	91	217
Total Rushing Plays	12	11	25	29	19	14	26	17	40	20	9	29	23	24	19	23	37
Avg. Gain Per Rush	1.8	1.8	5.6	6.7	4.1	2.4	4.1	4.4	3.9	6.1	2.4	6.0	4.5	4.3	3.0	4.0	5.9
Net Yards Passing	179	329	363	337	192	217	241	268	150	110	199	157	105	207	184	77	83
Times Sacked	3	3	1	1	1	2	1	2	2	7	2	2	6	1	1	2	1
Yards Lost on Sacks	11	20	11	5	11	18	0	17	17	59	13	8	41	11	8	18	8
Gross Yards Passing	190	349	374	342	203	235	241	285	167	169	212	165	146	218	192	95	91
Pass Attempts	32	40	37	31	31	39	41	46	30	30	37	21	39	32	33	25	15
Pass Completions	15	25	27	20	21	21	20	30	16	18	26	15	17	18	20	9	8
Completion Pct	46.9%	62.5%	73%	64.5%	67.7%	53.9%	48.8%	65.2%	53.3%	60%	70.3%	71.4%	43.6%	56.3%	60.6%	36%	53.3%
Avg. Gain Per Pass	5.1	7.7	9.6	10.5	6.0	5.3	5.7	5.6	4.7	3.0	5.1	6.8	2.3	6.3	5.4	2.9	5.2
Interceptions	2	0	0	1	1	1	1	1	1	1	2	0	0	1	1	0	0
Fumbles / Fum. Lost	1/1	1/0	3/0	0/0	2/1	0/0	1/1	2/1	3/2	1/1	1/0	1/1	2/1	1/1	0/0	3/2	0/0
Penalties	9	8	4	6	11	4	2	7	1	5	8	6	5	8	7	6	5
Penalty Yards	64	70	31	41	76	20	18	48	5	60	56	54	49	94	62	47	20
Punts	6	5	2	3	4	5	3	5	1	3	4	2	7	4	5	5	6
Gross Punting Average	53.7	53.4	44.0	42.3	43.8	40.2	51.3	46.6	53.0	37.3	50.0	45.0	42.9	51.0	44.0	48.8	52.5
Touchbacks	0	0	1	0	0	0	1	0	0	0	0	0	1	0	0	1	4
Inside20	2	1	1	0	2	3	1	3	0	1	0	1	1	2	2	2	1
Punts Blocked	0	0	0	0	0	0	0	0	0	0	0	0	0	0	0	0	0
Net Punting Average	48.8	44.4	34.0	37.7	43.3	38.6	42.0	45.2	45.0	36.0	38.8	36.0	39.9	49.0	42.6	44.4	39.2
Punt Returns	1	1	1	0	1	0	2	0	0	0	1	0	2	3	1	2	0
Punt Return Yards	0	0	9	0	13	0	12	0	0	0	4	0	22	48	11	24	0
Punt Return Avg.	0.0	0.0	9.0	0.0	13.0	0.0	6.0	0.0	0.0	0.0	4.0	0.0	11.0	16.0	11.0	12.0	0
Fair Catches	0	2	0	3	1	1	0	0	0	0	0	0	3	0	0	0	1
Kickoff Returns	3	4	0	3	3	3	3	2	3	3	2	2	5	7	2	3	2
Kickoff Return Yards	59	59	0	43	42	142	58	53	95	70	44	47	82	179	25	32	27
Kickoff Return Avg.	19.7	14.8	0.0	14.3	14.0	47.3	19.3	26.5	31.7	23.3	22.0	23.5	16.4	25.6	12.5	10.7	13.5
Time of Possession	19:53	22:22	27:16	30:17	25:34	20:18	30:06	22:59	36:11	23:41	20:04	27:34	27:11	28:22	25:41	20:33	27:54



GAME 1: RAVENS 59, DOLPHINS 10

Baltimore (1-0) • Miami (0-1)

Sunday, September 8, 2019 • 1:05 PM ET • Hard Rock Stadium • Miami Gardens, FL
Weather: 91°, Mostly Cloudy, Wind SSE 8 mph • Attendance: 65,012 • Time: 2:58



Setting team records for the most points (59) and yards (643) in a game, the Ravens won spectacularly in their season opener at Miami, drubbing the Dolphins, 59-10. The Ravens set an NFL record for most points (42) in the first half of a season opener while establishing a team mark for scoring in any half. Baltimore QB Lamar Jackson produced a perfect passer rating (158.3), throwing a team-tying-record 5 TDs and completing 17 of 20 passes for 324 yards, all career highs for the second-year signal caller. Incredibly, the Ravens also produced a 100-yard rusher (RB Mark Ingram II, 14 for 107), a 100-yard receiver (WR Marquise Brown, 4 for 147) and a 100-yard tight end (TE Mark Andrews, 8 for 108). After Ingram II gave the Ravens a 7-0 early lead, Jackson found No. 1 draft choice Brown with TD passes of 47 and 83 yards. Those were the first two catches of Brown's career. (Brown is nicknamed "Hollywood" after his hometown, which is just minutes from Hard Rock Stadium, where the game was played.) Andrews added a TD, as did rookie WR Miles Boykin (third round) and FB/DL Patrick Ricard (1-yard toss from Jackson). Ingram II scored another TD in the second quarter. The scoring explosion was directed by new offensive coordinator Greg Roman, who coached the Ravens' tight ends and served as assistant head coach the previous season. The defense wasn't too shabby either, holding Miami to 200 yards, also posting 2 takeaways (INTs by new Raven S Earl Thomas III and CB Marlon Humphrey). Both of those led to Ravens TDs, as did a fumble recovery by CB Justin Bethel on a punt return. Miami QB Ryan Fitzpatrick was limited to 14 completions on 29 attempts for 185 yards. He was sacked twice and threw an INT. WR DeVante Parker caught 3 balls for 75 yards. The victory was the fourth-consecutive season-opening win for the Ravens.

BALTIMORE RAVENS (Head Coach: John Harbaugh)

OFFENSE			DEFENSE		
WR	80	M. Boykin	DT	98	B. Williams
LT	79	R. Stanley	NT	97	M. Pierce
LG	77	B. Bozeman	DE	93	C. Wormley
C	68	M. Skura	RUSH	90	P. McPhee
RG	73	M. Yanda	MLB	48	P. Onwuasor
RT	78	O. Brown Jr.	WLB	99	M. Judon
TE	86	N. Boyle	SAM	40	K. Young
QB	8	L. Jackson	LCB	24	B. Carr
FB	42	P. Ricard	RCB	22	J. Smith
RB	21	M. Ingram II	FS	29	E. Thomas III
WR	15	M. Brown	SS	23	T. Jefferson

MIAMI DOLPHINS (Head Coach: Brian Flores)

OFFENSE			DEFENSE		
WR	11	D. Parker	DE	98	J. Ledbetter
LT	77	Je. Davis	DT	56	D. Godchaux
LG	63	M. Deiter	DT	94	C. Wilkins
C	67	D. Kilgore	DE	90	C. Harris
RG	65	D. Isidora	LB	49	S. Eguavoen
RT	70	J. Davenport	LB	55	J. Baker
TE	81	D. Smythe	DB	29	M. Fitzpatrick
QB	14	R. Fitzpatrick	CB	25	X. Howard
RB	27	K. Ballage	CB	21	E. Rowe
FB	38	C. Cox	S	20	R. Jones
WR	18	P. Williams	S	28	B. McCain

GAME SUMMARY

	1	2	3	4	OT	TOTAL	FIELD GOALS (MADE) & MISSED	
BALTIMORE	21	21	10	7	0	59	J. Tucker (34)	
MIAMI	0	10	0	0	0	10	J. Sanders (54)	

TEAM	QTR	TIME	PLAY DESCRIPTION (extra point)	DRIVE	SCORE
Ravens	1	10:34	M. Ingram 1 yd. run (J. Tucker kick)	8-89, 4:26	7-0
Ravens	1	8:37	M. Brown 47 yd. pass from L. Jackson (J. Tucker kick)	1-47, 0:09	14-0
Ravens	1	4:17	M. Brown 83 yd. pass from L. Jackson (J. Tucker kick)	3-90, 1:29	21-0
Ravens	2	13:49	W. Snead 33 yd. pass from L. Jackson (J. Tucker kick)	7-80, 3:23	28-0
Dolphins	2	10:38	J. Sanders 54 yd. Field Goal	6-39, 3:11	28-3
Ravens	2	6:50	M. Boykin 5 yd. pass from L. Jackson (J. Tucker kick)	3-10, 1:34	35-3
Ravens	2	1:42	M. Ingram 2 yd. run (J. Tucker kick)	7-79, 2:37	42-3
Dolphins	2	0:13	P. Williams 6 yd. pass from R. Fitzpatrick (J. Sanders kick)	8-75, 1:29	42-10
Ravens	3	7:54	P. Ricard 1 yd. pass from L. Jackson (J. Tucker kick)	9-71, 5:08	49-10
Ravens	3	0:22	J. Tucker 34 yd. Field Goal	9-68, 5:25	52-10
Ravens	4	9:24	M. Andrews 3 yd. pass from R. Griffin (J. Tucker kick)	9-42, 5:30	59-10

OFFICIALS – Referee: Jerome Boger (23), Umpire: Carl Paganelli (124), Down Judge: Patrick Holt (106), Line Judge: Rusty Baynes (59), Side Judge: Jonah Monroe (120), Field Judge: David Meslow (118), Back Judge: Tony Steratore (112), Replay Official: Roddy Ames

TEAM STATISTICS

	RAVENS	DOLPHINS
First Downs	31 (10-17-4)	12 (1-10-1)
Third Downs	7-11 (64%)	3-10 (30%)
Fourth Downs	2-2 (100%)	0-0 (0%)
Total Net Yards	643	200
Plays – Average	73-8.8	47-4.3
Net Yds Rushing	265	21
Rushes – Average	46-5.8	12-1.8
Net Yards Passing	378	179
Att. – Yds Lost – Gross Pass.	1-1-379	3-11-190
Passes Att. – Comp. – INT	26-23-0	32-15-2
Red Zone	5-7 (71%)	1-1 (100%)
Goal-to-Go	5-6 (83%)	1-1 (100%)
Punts – Average	1-56.0	6-53.7
Penalties – Yards	4-40	9-64
Fumbles – Lost	0-0	1-1
Time of Possession	40:07	19:53

INDIVIDUAL STATISTICS

RAVENS													DOLPHINS														
RUSHING						ATT	YDS	AVG	LG	TD	RUSHING						ATT	YDS	AVG	LG	TD						
M. Ingram II	14	107	7.6	49	2	K. Drake	4	12	3.0	9	0	A. Levine	1	60	60.0	60	0	R. Fitzpatrick	1	8	8.0	8	0				
G. Edwards	17	56	3.3	11	0	A. Wilson	1	1	1.0	1	0	J. Hill	7	27	3.9	13	0	M. Walton	1	1	1.0	1	0				
R. Griffin III	4	9	2.3	4	0	K. Ballage	5	-1	-0.2	6	0	L. Jackson	3	6	2.0	4	0	Total	12	21	1.8	9	0				
Total	46	265	5.8	60	2	Total	12	21	1.8	9	0																
PASSING						ATT	CMP	YDS	SK/YD	TD	LG	IN	RT	PASSING						ATT	CMP	YDS	SK/YD	TD	LG	IN	RT
L. Jackson	20	17	324	1/1	5	83	0	158.3	R. Fitzpatrick	29	14	185	2/5	1	49	1	66.0	J. Rosen	3	1	5	1/6	0	5	1	2.8	
R. Griffin III	6	6	55	0/0	1	12	0	144.4	Total	32	15	190	3/11	1	49	2	50.3										
Total	26	23	379	1/1	6	83	0	158.3																			
RECEIVING						REC	YDS	AVG	LG	TD	RECEIVING						REC	YDS	AVG	LG	TD						
M. Andrews	8	108	13.5	39	1	D. Parker	3	75	25.0	49	0	M. Brown	4	147	36.8	83	2	P. Williams	3	24	8.0	11	1				
H. Hurst	3	41	13.7	23	0	M. Gesicki	2	31	15.5	26	0	N. Boyle	3	26	8.7	12	0	M. Walton	2	31	15.5	26	0				
W. Snead IV	2	41	20.5	33	1	K. Drake	2	15	7.5	10	0	S. Roberts	1	10	10.0	10	0	A. Wilson	2	13	6.5	12	0				
M. Boykin	1	5	5.0	5	1	A. Hurns	1	22	22.0	22	0	M. Humphrey	1	5	5.0	5	1	K. Ballage	1	13	13.0	13	0				
P. Ricard	1	1	1.0	1	1	J. Grant	1	-3	-3.0	-3	0	Total	23	379	16.5	83	6	Total	15	190	12.7	49	1				
Total	23	379	16.5	83	6																						
INTERCEPTIONS						NO	YDS	AVG	LG	TD	INTERCEPTIONS						NO	YDS	AVG	LG	TD						
E. Thomas III	1	14	14.0	14	0	None	0	0	0.0	0	0	Total	0	0	0.0	0	0										
M. Humphrey	1	0	0.0	0	0	Total	0	0	0.0	0	0																
Total	2	14	7.0	14	0																						
SACKS						SACKS																					
M. Judon 1-6, P. Onwuasor 1-5, P. McPhee 1-0	S. Eguavoen .5-.5, J. Ledbetter .5-.5																										
TACKLES (TOP 3)						TACKLES (TOP 3)																					
P. Onwuasor 6 (5 solo), A. Averett 4 (4 solo) 3 tied with 3	E. Rowe 11 (9 solo), J. Baker 9 (2 solo) W. Aikens 6 (3 solo)																										



GAME 2: RAVENS 23, CARDINALS 17

Baltimore (2-0) · Arizona (0-1-1)

Sunday, September 15, 2019 · 1:02 PM ET · M&T Bank Stadium · Baltimore

Weather: 82°, Sunny, Wind NNW 8 mph · Attendance: 70,126 · Time: 3:09



QB Lamar Jackson threw for 272 yards and ran for 120 yards, guiding the Ravens to a 23-17 victory over the Cardinals at M&T Bank Stadium. Jackson became the only player in NFL history to throw for at least 250 yards and rush for at least 120 yards in a game. Baltimore took a 20-9 lead early into the fourth quarter after holding Arizona to just 3 FGs in 3 red zone possessions. The Cardinals crept to within 3 (20-17) early in the final period when rookie QB Kyler Murray directed a 4-play, 79-yard TD drive that ended with a RB David Johnson 1-yard TD, which was followed by a Murray-to-WR KeeSean Johnson 2-point conversion. The Ravens came right back with a K Justin Tucker FG (51 yards) for the 23-17 advantage. Baltimore's defense then made back-to-back "3-and-out" stands in front of a raucous sold-out crowd. The Ravens essentially closed the game when Jackson hit rookie WR Marquise Brown with a 41-yard first-down throw that ended at the Cardinals' 15-yard line late in the final quarter. The Jackson/Brown connection came on a third-and-11 from the Ravens' 44. Baltimore's first possession of the game produced the contest's initial score. Jackson was spectacular on the series, running for 19 yards and completing 5 of 5 passes for 74 yards, including a 27-yard TD strike to TE Mark Andrews. After trading FGs (K Zane Gonzalez's 22-yarder and Tucker from 33), Gonzalez hit his second FG (21 yards) to make it 10-6 in the second quarter. Jackson then found TE Hayden Hurst with a 1-yard TD, giving the Ravens a 17-6 halftime lead. A 28-yard Tucker FG gave the Ravens a 20-9 lead at the 14:56 mark of the fourth quarter. Andrews set career marks for the second week in a row with 8 catches for 112 yards. Brown also finished with 8 catches for 86. RB Mark Ingram II rushed 13 times for 47 yards to top all running backs. Murray was 25-of-40 for 349 yards and was sacked 3 times. Arizona had two 100-yard WRs: Christian Kirk (6 for 114) and Larry Fitzgerald (5 for 104).

ARIZONA CARDINALS (Head Coach: Kliff Kingsbury)

OFFENSE		DEFENSE	
WR 11	L. Fitzgerald	NT 98	C. Peters
LT 74	D. Humphries	DE 95	R. Gunter
LG 67	J. Pugh	SAM 55	C. Jones
C 53	A. Shipley	ILB 43	H. Reddick
RG 64	J. Sweezy	ILB 58	J. Hicks
RT 71	J. Murray	WILL 56	T. Suggs
WR 14	D. Byrd	CB 33	B. Murphy
WR 13	C. Kirk	DB 35	D. Thompson
WR 15	M. Crabtree	CB 20	T. Brock
QB 1	K. Murray	SS 36	D. Swearingner
RB 31	D. Johnson	FS 32	B. Baker

BALTIMORE RAVENS (Head Coach: John Harbaugh)

OFFENSE		DEFENSE	
WR 80	M. Boykin	DT 98	B. Williams
LT 79	R. Stanley	NT 97	M. Pierce
LG 77	B. Bozeman	DE 90	P. McPhee
C 68	M. Skura	MLB 48	P. Onwuasor
RG 73	M. Yanda	SAM 99	M. Judon
RT 78	O. Brown Jr.	CB 34	A. Averett
TE 86	N. Boyle	CB 27	C. Jones
WR 15	M. Brown	LCB 44	M. Humphrey
WR 83	W. Snead IV	RCB 24	B. Carr
QB 8	L. Jackson	FS 29	E. Thomas III
RB 21	M. Ingram II	SS 23	T. Jefferson

GAME SUMMARY

	1	2	3	4	OT	TOTAL	FIELD GOALS (MADE) & MISSED
ARIZONA	3	3	3	8	0	17	Z. Gonzalez (22, 21, 21)
BALTIMORE	7	10	0	6	0	23	J. Tucker (33, 28, 51)

TEAM	QTR	TIME	PLAY DESCRIPTION (extra point)	DRIVE	SCORE
Ravens	1	8:06	M. Andrews 27 yd. pass from L. Jackson (J. Tucker kick)	7-94, 3:56	0-7
Cardinals	1	2:18	Z. Gonzalez 22 yd. Field Goal	7-53, 2:16	3-7
Ravens	2	14:07	J. Tucker 33 yd. Field Goal	9-60, 3:11	3-10
Cardinals	2	8:31	Z. Gonzalez 21 yd. Field Goal	13-83, 5:36	6-10
Ravens	2	3:49	H. Hurst 1 yd. pass from L. Jackson (J. Tucker kick)	9-85, 4:42	6-17
Cardinals	3	9:00	Z. Gonzalez 21 yd. Field Goal	9-81, 3:48	9-17
Ravens	4	14:56	J. Tucker 28 yd. Field Goal	16-70, 9:04	9-20
Cardinals	4	12:52	D. Johnson 1 yd. run (K. Murray-K. Johnson pass)	4-79, 2:04	17-20
Ravens	4	8:56	J. Tucker 51 yd. Field Goal	9-42, 3:56	17-23

OFFICIALS – Referee: Ronald Torbert (62), Umpire: Terry Killens (77), Down Judge: Sarah Thomas (53), Line Judge: Mark Steinkerchner (84), Side Judge: Scott Edwards (3), Field Judge: Ryan Dickson (25), Back Judge: Anthony Josselyn (67), Replay Official: Saleem Choudhry

TEAM STATISTICS		CARDINALS		RAVENS		INDIVIDUAL STATISTICS																		
First Downs	15 (2-12-1)	26 (9-16-1)					CARDINALS					RAVENS												
Third Downs	2-11 (18%)	7-14 (50%)					RUSHING	ATT	YDS	AVG	LG	TD	RUSHING	ATT	YDS	AVG	LG	TD						
Fourth Downs	1-1 (100%)	0-1 (0%)					D. Johnson	7	14	2.0	4	1	L. Jackson	16	120	7.5	19	0						
Total Net Yards	349	440					K. Murray	3	4	1.3	7	0	M. Ingram II	13	47	3.6	16	0						
Plays – Average	54-6.5	72-6.1					C. Edmonds	1	2	2.0	2	0	G. Edwards	3	11	3.7	4	0						
Net Yds Rushing	20	182					Total	11	20	1.8	7	1	J. Hill	1	4	4.0	4	0						
Rushes – Average	11-1.8	33-5.5					PASSING	ATT	CMP	YDS	SK/YD	TD	LG	IN	RT	PASSING	ATT	CMP	YDS	SK/YD	TD	LG	IN	RT
Net Yards Passing	329	258					K. Murray	40	25	349	3/20	0	54	0	90.5	L. Jackson	37	24	272	2/14	2	41	0	104.8
Att. – Yds Lost – Gross Pass.	3-20-349	2-14-272					Total	40	25	349	3/20	0	54	0	90.5	Total	37	24	272	2/14	2	41	0	104.8
Passes Att. – Comp. – INT	40-25-0	37-24-0					RECEIVING	REC	YDS	AVG	LG	TD	RECEIVING	REC	YDS	AVG	LG	TD						
Red Zone	1-4 (25%)	1-4 (25%)					C. Kirk	6	114	19.0	34	0	M. Andrews	8	112	14.0	28	1						
Goal-to-Go	1-3 (33%)	1-2 (50%)					D. Byrd	6	45	7.5	13	0	M. Brown	8	86	10.8	41	0						
Punts – Average	5-53.4	3-43.0					L. Fitzgerald	5	104	20.8	54	0	M. Ingram II	2	30	15.0	20	0						
Penalties – Yards	8-70	10-62					C. Edmonds	2	15	7.5	10	0	N. Boyle	1	14	14.0	14	0						
Fumbles – Lost	1-0	2-0					M. Crabtree	2	13	6.5	9	0	M. Boykin	1	11	11.0	11	0						
Time of Possession	22:22	37:38					K. Johnson	1	31	31.0	31	0	J. Hill	1	10	10.0	10	0						
							M. Williams	1	21	21.0	21	0	W. Snead IV	1	5	5.0	5	0						
							C. Clay	1	6	6.0	6	0	P. Ricard	1	3	3.0	3	0						
							D. Johnson	1	0	0.0	0	0	H. Hurst	1	1	1.0	1	1						
							Total	25	349	14.0	54	0	Total	24	272	11.3	41	2						
							INTERCEPTIONS	NO	YDS	AVG	LG	TD	INTERCEPTIONS	NO	YDS	AVG	LG	TD						
							None	0	0	0.0	0	0	None	0	0	0.0	0	0						
							Total	0	0	0.0	0	0	Total	0	0	0.0	0	0						
							SACKS																	
							C. Marsh 1-7, C. Peters 1-7	SACKS																
							TACKLES (TOP 3)	TACKLES (TOP 3)																
							J. Hicks 11 (8 solo), B. Baker 11 (7 solo)	B. Carr 1-7, P. McPhee 1-7, M. Judon 1-6																
							D. Swearingner 8 (5 solo)	B. Carr 7 (6 solo), M. Humphrey 6 (5 solo)																
								5 tied with 4																



GAME 3: CHIEFS 33, RAVENS 28

Baltimore (2-1) · Kansas City (3-0)

Sunday, September 22, 2019 · 1:03 PM ET · Arrowhead Stadium · Kansas City, MO
Weather: 71°, Cloudy, Wind W 3 mph · Attendance: 73,390 · Time: 3:12



In an early-season showdown of teams with two of the NFL's best offenses, the Ravens dropped a 33-28 decision to the Chiefs at Arrowhead Stadium. Almost 1,000 yards were gained, 503 by the Chiefs and 452 for the Ravens. Kansas City jumped to a 23-6 halftime lead, scoring all 23 points in the second quarter. But, the Ravens rallied for a 22-10, second-half advantage in a furious effort that fell short. Baltimore was aggressive against the high-scoring Chiefs throughout, converting 3 of 4 fourth-down attempts, the first leading to a 6-0 Ravens lead. (Baltimore was 0-for-3 on 2-point conversion attempts in the contest.) RB Mark Ingram II scored that first touchdown and added 2 more TDs while rushing for a game-high 103 yards on 16 carries. The league's reigning MVP, QB Patrick Mahomes, threw for 374 yards and 3 TDs. The Ravens made the final minutes dramatic when QB Lamar Jackson scampered 9 yards for a TD to bring Baltimore within 5 (33-28) with 2:01 remaining. A 2-point conversion failed, as did an onside kick attempt. The Chiefs then converted a third-and-9 (Mahomes to RB Darrel Williams) with just over a minute left in the game to halt the Ravens' comeback. After RB LeSean McCoy gave the Chiefs a 7-6 second-quarter lead, Mahomes threw 18-yard (WR Demarcus Robinson) and 83-yard (WR Mecole Hardman) scoring strikes to give Kansas City a 20-6 lead. A K Harrison Butker 42-yard FG made the score 23-6 at the half. The Ravens closed the gap to 30-22 with just under 7 minutes left in the game after a pair of Ingram TDs (19 and 1 yards) and a 39-yard K Justin Tucker FG. A 36-yard Butker FG put the KC lead at 11 points (33-22) with 4:36 remaining. Jackson completed 22 of 43 for 267 yards with 8 receivers having at least 2 catches. Chiefs TE Travis Kelce was the game's leading receiver with 7 receptions for 89 yards. Williams rushed 9 times for 62 yards. Both teams entered the game with 2-0 marks.

BALTIMORE RAVENS (Head Coach: John Harbaugh)

OFFENSE		DEFENSE	
WR 80	M. Boykin	DT 97	B. Williams
LT 79	R. Stanley	NT 98	M. Pierce
LG 77	B. Bozeman	RUSH 90	P. McPhee
C 68	M. Skura	MLB 48	P. Onwuasor
RG 73	M. Yanda	WLB 40	K. Young
RT 78	O. Brown Jr.	SAM 99	M. Judon
TE 81	H. Hurst	LCB 44	M. Humphrey
WR 15	M. Brown	SS 23	T. Jefferson
WR 83	W. Snead IV	FS 29	E. Thomas III
QB 8	L. Jackson	RCB 24	B. Carr
RB 21	M. Ingram II	S 36	C. Clark

KANSAS CITY CHIEFS (Head Coach: Andy Reid)

OFFENSE		DEFENSE	
WR 11	D. Robinson	LDE 97	A. Okafor
LT 75	C. Erving	RDT 95	C. Jones
LG 77	A. Wylie	LDT 91	D. Nnadi
C 62	A. Reiter	RDE 55	F. Clark
RG 76	L. Duvernay-Tardif	LB 53	A. Hitchens
RT 71	M. Schwartz	LB 54	D. Wilson
TE 87	T. Kelce	RCB 35	C. Ward
WR 14	S. Watkins	LCB 21	B. Breeland
QB 15	P. Mahomes	CB 29	K. Fuller
RB 25	L. McCoy	FS 22	J. Thornhill
TE 81	B. Bell	SS 32	T. Mathieu

GAME SUMMARY

	1	2	3	4	OT	TOTAL	FIELD GOALS (MADE) & MISSED
BALTIMORE	6	0	7	15	0	28	H. Butker (42, 36)
KANSAS CITY	0	23	7	3	0	33	J. Tucker (39)

TEAM	QTR	TIME	PLAY DESCRIPTION (extra point)	DRIVE	SCORE
Ravens	1	4:24	M. Ingram 2 yd. run (run failed)	14-84, 6:30	6-0
Chiefs	2	14:18	L. McCoy 1 yd. run (H. Butker kick)	11-75, 5:06	6-7
Chiefs	2	7:52	D. Robinson 18 yd. pass from P. Mahomes (H. Butker kick)	5-47, 2:43	6-14
Chiefs	2	3:00	M. Hardman 83 yd. pass from P. Mahomes (kick failed, wl)	3-96, 1:27	6-20
Chiefs	2	0:05	H. Butker 42 yd. Field Goal	9-59, 1:13	6-23
Ravens	3	10:35	M. Ingram 19 yd. run (J. Tucker kick)	9-75, 4:25	13-23
Chiefs	3	2:07	L. McCoy 14 yd. pass from P. Mahomes (H. Butker kick)	8-80, 4:14	13-30
Ravens	4	12:22	M. Ingram 1 yd. run (pass failed)	13-75, 4:45	19-30
Ravens	4	6:39	J. Tucker 39 yd. Field Goal	10-59, 4:01	22-30
Chiefs	4	4:36	H. Butker 36 yd. Field Goal	8-57, 2:03	22-33
Ravens	4	2:01	L. Jackson 9 yd. run (run failed)	9-70, 2:35	28-33

OFFICIALS – Referee: John Hussey (35), Umpire: Alan Eck (76), Down Judge: Kevin Codey (16), Line Judge: Carl Johnson (101), Side Judge: Jabir Walker (26), Field Judge: Allen Baynes (56), Back Judge: Brad Freeman (88), Replay Official: Terri Valenti

TEAM STATISTICS

	RAVENS	CHIEFS
First Downs	29 (15-14-0)	27 (9-14-4)
Third Downs	5-13 (38%)	5-9 (56%)
Fourth Downs	3-4 (75%)	0-1 (0%)
Total Net Yards	452	503
Plays – Average	78-5.8	63-8.0
Net Yds Rushing	203	140
Rushes – Average	32-6.3	25-5.6
Net Yards Passing	249	363
Att. – Yds Lost – Gross Pass.	3-18-267	1-11-374
Passes Att. – Comp. – INT	43-22-0	37-27-0
Red Zone	4-5 (80%)	3-4 (75%)
Goal-to-Go	3-3 (100%)	1-1 (100%)
Punts – Average	3-51.0	2-44.0
Penalties – Yards	7-60	4-31
Fumbles – Lost	0-0	3-0
Time of Possession	32:44	27:16

INDIVIDUAL STATISTICS

RAVENS											CHIEFS										
RUSHING											RUSHING										
M. Ingram II	16	103	6.4	21	3						D. Williams	9	62	6.9	41	0					
G. Edwards	7	53	7.6	15	0						L. McCoy	8	54	6.8	25	1					
L. Jackson	8	46	5.8	9	1						P. Mahomes	4	9	2.3	11	0					
J. Hill	1	1	1.0	1	0						D. Thompson	4	8	2.0	8	0					
											M. Hardman	1	7	7.0	7	0					
Total	32	203	6.3	21	4						Total	26	140	5.4	41	1					
PASSING											PASSING										
L. Jackson	43	22	267	3/18	0	31	0	70.6			P. Mahomes	37	27	374	1/11	3	83	0132.0			
Total	43	22	267	3/18	0	31	0	70.6			Total	37	27	374	1/11	3	83	0132.0			
RECEIVING											RECEIVING										
N. Boyle	4	58	14.5	23	0						T. Kelce	7	89	12.7	21	0					
M. Ingram II	4	32	8.0	13	0						S. Watkins	5	64	12.8	36	0					
W. Snead IV	3	47	15.7	23	0						D. Williams	5	47	9.4	16	0					
M. Andrews	3	15	5.0	5	0						D. Robinson	3	43	14.3	18	1					
M. Brown	2	49	24.5	31	0						L. McCoy	3	26	8.7	14	1					
S. Roberts	2	37	18.5	25	0						M. Hardman	2	97	48.5	83	1					
G. Edwards	2	15	7.5	10	0						B. Pringle	1	7	7.0	7	0					
H. Hurst	2	14	7.0	11	0						B. Bell	1	1	1.0	1	0					
Total	22	267	12.1	31	0						Total	27	374	13.9	83	3					
INTERCEPTIONS											INTERCEPTIONS										
None											None										
Total	0	0	0.0	0	0						Total	0	0	0.0	0	0					
SACKS											SACKS										
M. Judon	1-11										E. Ogbah	1.5-12.5, F. Clark 1-5, D. Wilson .5-.5									
TACKLES (TOP 3)											TACKLES (TOP 3)										
P. Onwuasor	7 (6 solo), T. Jefferson 7 (6 solo), K. Young 7 (6 solo)										K. Fuller	8 (7 solo), A. Hitchens 8 (6 solo), 2 tied with 5									



GAME 4: BROWNS 40, RAVENS 25

Baltimore (2-2) • Cleveland (2-2)

Sunday, September 29, 2019 • 1:02 PM ET • M&T Bank Stadium • Baltimore
Weather: 83°, Partly Cloudy, Wind NE 8 mph • Attendance: 70,686 • Time: 3:08



The Browns produced important big plays among the 530 yards they gained – the second most ever in a home game against the Ravens – in a 40-25 dumping of the hosts at M&T Bank Stadium. QB Baker Mayfield threw for 342 yards (20-of-30 with 1 TD and 1 INT). RB Nick Chubb was spectacular, rushing 20 times for 165 yards and 3 TDs. WR Jarvis Landry added 8 catches for 167 yards. The loss for the Ravens put both teams in a tie for first place in the AFC North with 2-2 records. The Browns took a 10-7 lead at the half on a 24-yard K Austin Seibert FG with 8 seconds left in the second quarter. The Ravens came back at the start of the third period with a 41-yard Justin Tucker FG to tie at 10-10. After Cleveland leaped to a 24-10 lead on 2 Chubb TDs later in the same quarter, the Ravens closed to within 6 points (24-18) with 9:51 left in the game on a QB Lamar Jackson 8-yard TD throw to TE Mark Andrews and a RB Mark Ingram II 2-point conversion. However, on the next play from scrimmage, Chubb raced 88 yards for his third TD of the day, changing the dynamic of the game (30-18). The Browns added another Seibert FG (43 yards) and a 1-yard RB Dontrell Hilliard TD in the fourth quarter, while the Ravens produced a final TD when Jackson hit WR Willie Snead IV on a 50-yard scoring play. Baltimore produced its first 3 turnovers of the season, the first coming on an Ingram II fumble midway in the third quarter. Ingram II's fumble came with the Ravens trailing 17-10 and driving in Browns territory (26-yard line). Jackson threw 2 INTs in the final quarter. The second-year QB was 24-of-34 for 247 yards, with 3 TD throws and the 2 thefts. Jackson added 66 yards on 9 rushes and was sacked 4 times. Ingram II finished with 71 rushing yards (12 carries). The Ravens played without DT Brandon Williams (knee), who had been added to the injury list on Saturday. Former head coach Brian Billick was placed in the Ravens' Ring of Honor at halftime.

CLEVELAND BROWNS (Head Coach: Freddie Kitchens)

OFFENSE		DEFENSE	
WR 80	J. Landry	DE 95	M. Garrett
LT 78	G. Robinson	DT 65	L. Ogunjobi
LG 75	J. Bitonio	DT 98	S. Richardson
C 64	J. Tretter	DE 54	O. Vernon
RG 72	E. Kush	MIKE 53	J. Schobert
RT 74	C. Hubbard	WILL 51	M. Wilson
TE 86	P. Brown	S 22	E. Murray
WR 13	O. Beckham	CB 38	T. Carrie
QB 6	B. Mayfield	S 23	D. Randall
RB 24	N. Chubb	DB 35	J. Whitehead
WR 18	D. Ratley	CB 39	T. Mitchell

BALTIMORE RAVENS (Head Coach: John Harbaugh)

OFFENSE		DEFENSE	
WR 80	M. Boykin	DT 93	C. Wormley
LT 79	R. Stanley	NT 97	M. Pierce
LG 77	B. Bozeman	RUSH 90	P. McPhee
C 68	M. Skura	MLB 48	P. Onwuasor
RG 73	M. Yanda	WLB 40	K. Young
RT 78	O. Brown Jr.	SAM 99	M. Judon
TE 86	N. Boyle	DB 34	A. Averett
WR 83	W. Snead IV	LCB 44	M. Humphrey
WR 15	M. Brown	RCB 24	B. Carr
QB 8	L. Jackson	FS 29	E. Thomas III
RB 21	M. Ingram II	SS 23	T. Jefferson

GAME SUMMARY

	1	2	3	4	OT	TOTAL	FIELD GOALS (MADE) & MISSED
CLEVELAND	7	3	14	16	0	40	A. Seibert (24, 43)
BALTIMORE	0	7	3	15	0	25	J. Tucker (41)

TEAM	QTR	TIME	PLAY DESCRIPTION (extra point)	DRIVE	SCORE
Browns	1	2:50	R. Seals-Jones 9 yd. pass from B. Mayfield (A. Seibert kick)	13-84, 8:31	7-0
Ravens	2	1:55	M. Boykin 9 yd. pass from L. Jackson (J. Tucker kick)	7-58, 3:40	7-7
Browns	2	0:08	A. Seibert 24 yd. Field Goal	10-81, 1:47	10-7
Ravens	3	11:15	J. Tucker 41 yd. Field Goal	8-62, 3:45	10-10
Browns	3	9:41	N. Chubb 14 yd. run (A. Seibert kick)	3-75, 1:34	17-10
Browns	3	0:53	N. Chubb 2 yd. run (A. Seibert kick)	8-74, 5:15	24-10
Ravens	4	9:51	M. Andrews 8 yd. pass from L. Jackson (M. Ingram run)	14-75, 6:02	24-18
Browns	4	9:35	N. Chubb 88 yd. run (pass failed)	1-83, 0:16	30-18
Browns	4	6:56	A. Seibert 43 yd. Field Goal	4-6, 1:19	33-18
Browns	4	2:14	D. Hilliard 1 yd. run (A. Seibert kick)	6-39, 3:07	40-18
Ravens	4	0:30	W. Snead 50 yd. pass from L. Jackson (J. Tucker kick)	5-79, 1:44	40-25

OFFICIALS – Referee: Shawn Hochuli (83), Umpire: Dan Ferrell (64), Down Judge: Ed Camp (134), Line Judge: Greg Bradley (98), Side Judge: James Coleman (95), Field Judge: Tom Hill (97), Back Judge: Rich Martinez (39), Replay Official: Carl Madsen

TEAM STATISTICS

	BROWNS	RAVENS
First Downs	22 (8-12-2)	24 (11-12-1)
Third Downs	6-13 (46%)	4-10 (40%)
Fourth Downs	1-1 (100%)	1-2 (50%)
Total Net Yards	530	395
Plays – Average	61-8.7	67-5.9
Net Yds Rushing	193	173
Rushes – Average	29-6.7	29-6.0
Net Yards Passing	337	222
Att. – Yds Lost – Gross Pass.	1-5-342	4-25-247
Passes Att. – Comp. – INT	31-20-1	34-24-2
Red Zone	4-5 (80%)	2-2 (100%)
Goal-to-Go	2-3 (67%)	2-2 (100%)
Punts – Average	3-42.3	3-43.7
Penalties – Yards	6-41	3-15
Fumbles – Lost	0-0	2-1
Time of Possession	30:17	29:43

INDIVIDUAL STATISTICS

BROWNS											RAVENS										
RUSHING											RUSHING										
N. Chubb	ATT	YDS	AVG	LG	TD						M. Ingram II	ATT	YDS	AVG	LG	TD					
D. Hilliard	6	27	4.5	11	1						L. Jackson	9	66	7.3	29	0					
B. Mayfield	3	1	0.3	1	0						G. Edwards	6	28	4.7	14	0					
Total	29	193	6.7	88	4						Total	29	173	6.0	29	0					
PASSING											PASSING										
B. Mayfield	ATT	CMP	YDS	SK/YD	TD	LG	IN	RT			L. Jackson	ATT	CMP	YDS	SK/YD	TD	LG	IN	RT		
O. Beckham	1	0	0	0/0	0	0	0	39.6			Total	34	24	247	4/25	3	50	2	96.1		
Total	31	20	342	1/5	1	65	1	99.1			Total	34	24	247	4/25	3	50	2	96.1		
RECEIVING											RECEIVING										
J. Landry	REC	YDS	AVG	LG	TD						S. Roberts	REC	YDS	AVG	LG	TD					
R. Seals-Jones	3	82	27.3	59	1						M. Andrews	4	31	7.8	11	1					
N. Chubb	3	18	6.0	10	0						M. Brown	4	22	5.5	10	0					
D. Hilliard	2	27	13.5	19	0						M. Boykin	3	32	10.7	18	1					
O. Beckham	2	20	10.0	17	0						W. Snead IV	2	61	30.5	50	1					
P. Brown	1	18	18.0	18	0						H. Hurst	2	39	19.5	29	0					
D. Ratley	1	10	10.0	10	0						J. Hill	2	9	4.5	5	0					
Total	20	342	17.1	65	1						N. Boyle	1	9	9.0	9	0					
INTERCEPTIONS											INTERCEPTIONS										
J. Whitehead	NO	YDS	AVG	LG	TD						M. Ingram II	NO	YDS	AVG	LG	TD					
D. Lawrence	1	0	0.0	0	0						G. Edwards	1	8	8.0	8	0					
Total	2	0	0.0	0	0						M. Ingram II	1	0	0.0	0	0					
SACKS											SACKS										
J. Schobert 1-10, O. Vernon 1-8, D. Randall 1-7, L. Ogunjobi 1-0											T. Bowser 1-5										
TACKLES (TOP 3)											TACKLES (TOP 3)										
J. Schobert 16 (9 solo), J. Whitehead 8 (7 solo), T. Carrie 7 (7 solo), M. Wilson 7 (3 solo)											E. Thomas III 8 (6 solo), P. Onwuasor 6 (5 solo), T. Jefferson 6 (2 solo)										



GAME 5: RAVENS 26, STEELERS 23 (OT)

Baltimore (3-2) · Pittsburgh (1-4)

Sunday, October 6, 2019 · 1:02 PM ET · Heinz Field · Pittsburgh
 Weather: 70°, Rain, Wind SW 7 mph · Attendance: 64,037 · Time: 3:23



In another dramatic finish to one of the best rivalries in all of sport, the Ravens stopped the Steelers, 26-23 in overtime, at Heinz Field. The victory came when K Justin Tucker, the best kicker in NFL history (percentage), nailed a 46-yard FG with 5:26 left in the extra period. Baltimore had lost two in a row, and Pittsburgh dropped its fourth game in five outings. Tucker's winning boot was set up by a spectacular play from CB Marlon Humphrey, who punched out a completion to WR JuJu Smith-Schuster and then recovered the ball at the Steelers' 34-yard line. Pittsburgh starting QB Mason Rudolph was knocked unconscious on a hit from S Earl Thomas III and had to leave the game in the third quarter. He was replaced by rookie QB Devlin Hodges, who then directed a touchdown drive that ended with a 1-yard RB James Conner score that gave the Steelers a 20-17, late third-quarter advantage. Tucker's 26-yarder tied the game at 20 with 11:39 left in the fourth quarter. A K Chris Boswell 33-yarder gave the lead back to the Steelers before Tucker tied the game at 23-23 with a 48-yard FG with 10 seconds left in regulation. The Ravens took a 17-7, first-quarter lead on TDs by RB Mark Ingram II (4 yards) and WR Marquise Brown (11 yards from QB Lamar Jackson), plus a 27-yard Tucker FG. Two Boswell FGs in the second period made the score 17-13 at the half. Smith-Schuster scored a Steelers' TD in the initial quarter on a 35-yard catch and run from Rudolph, who was 13-of-20 for 131 yards. Smith-Schuster finished with 7 catches for 75 yards. Jackson completed 19 of 28 for 161 yards and was intercepted 3 times. He added 70 rushing yards on 14 carries to lead all runners for the game. TE Mark Andrews caught 5 for 45, while WR Willie Snead IV (51 yards) and TE Hayden Hurst (32) each grabbed 4 catches. Ravens S Tony Jefferson left the game with a knee injury that ended his season.

BALTIMORE RAVENS (Head Coach: John Harbaugh)

OFFENSE			DEFENSE		
WR	80	M. Boykin	DT	97	B. Williams
LT	79	R. Stanley	NT	98	M. Pierce
LG	77	B. Bozeman	RUSH	90	P. McPhee
C	68	M. Skura	MLB	48	P. Onwuasor
RG	73	M. Yanda	WLB	57	J. Bynes
RT	78	O. Brown Jr.	SAM	99	M. Judon
TE	86	N. Boyle	LCB	44	M. Humphrey
TE	89	M. Andrews	SS	23	T. Jefferson
WR	83	W. Snead IV	FS	29	E. Thomas III
QB	8	L. Jackson	RCB	24	B. Carr
RB	21	M. Ingram II	DB	26	M. Canady

PITTSBURGH STEELERS (Head Coach: Mike Tomlin)

OFFENSE			DEFENSE		
WR	13	J. Washington	DT	97	C. Heyward
LT	78	A. Villanueva	NT	79	J. Hargrave
LG	73	R. Foster	DE	91	S. Tuitt
C	53	M. Pouncey	LOLB	90	T. Watt
RG	66	D. DeCastro	LILB	26	M. Barron
RT	71	M. Feiler	RILB	55	D. Bush
TE	89	V. McDonald	ROLB	48	B. Dupree
RB	30	J. Conner	LCB	23	J. Haden
FB	18	D. Johnson	FS	39	M. Fitzpatrick
QB	2	M. Rudolph	SS	34	Te. Edmunds
WR	19	J. Smith-Schuster	RCB	22	S. Nelson

GAME SUMMARY

	1	2	3	4	OT	TOTAL	FIELD GOALS (MADE) & MISSED
BALTIMORE	10	7	0	6	3	26	C. Boswell (41, 29, 33)
PITTSBURGH	7	6	7	3	0	23	J. Tucker (27, 26, 48, 46)

TEAM	QTR	TIME	PLAY DESCRIPTION (extra point)	DRIVE	SCORE
Ravens	1	7:21	J. Tucker 27 yd. Field Goal	10-50, 5:16	3-0
Ravens	1	4:48	M. Ingram 4 yd. run (J. Tucker kick)	4-15, 2:21	10-0
Steelers	1	2:41	J. Smith-Schuster 35 yd. pass from M. Rudolph (C. Boswell kick)	5-75, 2:07	10-7
Ravens	2	11:21	M. Brown 11 yd. pass from L. Jackson (J. Tucker kick)	13-75, 6:20	17-7
Steelers	2	4:39	C. Boswell 41 yd. Field Goal	4--7, 2:03	17-10
Steelers	2	0:00	C. Boswell 29 yd. Field Goal	3-14, 0:33	17-13
Steelers	3	3:42	J. Conner 1 yd. run (C. Boswell kick)	10-87, 4:40	17-20
Ravens	4	11:39	J. Tucker 26 yd. Field Goal	12-67, 7:03	20-20
Steelers	4	2:37	C. Boswell 33 yd. Field Goal	6-30, 3:28	20-23
Ravens	4	0:10	J. Tucker 48 yd. Field Goal	9-45, 2:27	23-23
Ravens	5	5:26	J. Tucker 46 yd. Field Goal	4-6, 2:01	26-23

OFFICIALS – Referee: Walt Anderson (66), Umpire: Ruben Fowler (71), Down Judge: Tom Stephan (68), Line Judge: Byron Boston (18), Side Judge: Rick Patterson (15), Field Judge: Keith Washington (7), Back Judge: Keith Ferguson (61), Replay Official: Brian Matoren

TEAM STATISTICS

	RAVENS	STEELERS
First Downs	22 (11-8-3)	18 (3-9-6)
Third Downs	6-15 (40%)	3-9 (33%)
Fourth Downs	1-1 (100%)	0-0 (0%)
Total Net Yards	277	269
Plays – Average	73-3.8	51-5.3
Net Yds Rushing	138	77
Rushes – Average	40-3.5	19-4.1
Net Yards Passing	139	192
Att. – Yds Lost – Gross Pass.	5-22-161	1-11-203
Passes Att. – Comp. – INT	28-19-3	31-21-1
Red Zone	2-4 (50%)	1-4 (25%)
Goal-to-Go	1-1 (100%)	1-1 (100%)
Punts – Average	3-51.7	4-43.8
Penalties – Yards	11-92	11-76
Fumbles – Lost	1-0	2-1
Time of Possession	39:00	25:34

INDIVIDUAL STATISTICS

RAVENS													STEELERS															
RUSHING						ATT	YDS	AVG	LG	TD	RUSHING						ATT	YDS	AVG	LG	TD							
L. Jackson	14	70	5.0	9	0	J. Conner	14	55	3.9	12	1	D. Hodges	2	20	10.0	21	0	J. Samuels	3	2	0.7	6	0					
M. Ingram II	19	44	2.3	14	1	Total	40	138	3.5	14	1	Total	19	77	4.1	21	1											
G. Edwards	5	17	3.4	7	0	PASSING						ATT	CMP	YDS	SK/YD	TD	LG	IN	RT									
J. Hill	2	7	3.5	4	0	L. Jackson	28	19	161	5/22	1	24	3	54.9	M. Rudolph	20	13	131	1/11	1	35	0	100.2					
Total	40	138	3.5	14	1	Total	28	19	161	5/22	1	24	3	54.9	D. Hodges	9	7	68	0/0	0	18	0	98.1					
RECEIVING						REC	YDS	AVG	LG	TD	RECEIVING						REC	YDS	AVG	LG	TD							
M. Andrews	5	45	9.0	24	0	J. Smith-Schuster	7	75	10.7	35	1	J. Washington	3	52	17.3	26	0											
W. Snead IV	4	51	12.8	23	0	Total	21	203	9.7	35	1	V. McDonald	3	34	11.3	14	0											
H. Hurst	4	32	8.0	13	0	INTERCEPTIONS						NO	YDS	AVG	LG	TD	INTERCEPTIONS						NO	YDS	AVG	LG	TD	
M. Brown	3	22	7.3	11	1	J. Bynes	1	1	1.0	1	0	K. Kelly	1	10	10.0	10	0											
M. Ingram II	2	5	2.5	4	0	Total	1	1	1.0	1	0	M. Hilton	1	1	1.0	1	0											
G. Edwards	1	6	6.0	6	0	SACKS						SACKS																
Total	19	161	8.5	24	1	P. McPhee	1-11							V. Williams	1-6	T. Watt	1-6	B. Dupree	1-4									
INTERCEPTIONS						NO	YDS	AVG	LG	TD	INTERCEPTIONS						NO	YDS	AVG	LG	TD							
J. Bynes	1	1	1.0	1	0	Total	3	11	3.7	10	0	D. Bush	1	0	0.0	0	0											
Total	1	1	1.0	1	0	TACKLES (TOP 3)						TACKLES (TOP 3)																
SACKS																												
P. McPhee	1-11																											
TACKLES (TOP 3)																												
M. Canady	7 (5 solo)	P. McPhee	6 (6 solo)																									
P. Onwuasor	6 (5 solo)																											
TACKLES (TOP 3)																												
V. Williams	9 (4 solo)	S. Tuitt	8 (6 solo)																									
D. Bush	8 (5 solo)																											



GAME 6: RAVENS 23, BENGALS 17

Baltimore (4-2) · Cincinnati (0-6)

Sunday, October 13, 2019 · 1:02 PM ET · M&T Bank Stadium · Baltimore
Weather: 64°, Cloudy, Wind E 7 mph · Attendance: 70,051 · Time: 3:12



QB Lamar Jackson became the first player ever to throw for over 200 yards (236) and rush for over 150 (152) in a regular season game when he guided the Ravens to a 23-17 victory over the Bengals at M&T Bank Stadium. Jackson rushed for a career high and scored a touchdown (21 yards) in the important divisional win. The Bengals leaped to a 7-0 lead on the game's opening kickoff when S Brandon Wilson raced 92 yards for the TD. That was Cincinnati's only TD until QB Andy Dalton scrambled 2 yards for a score with 1:28 left in the contest. After the opening kickoff TD, the Ravens dominated the remainder of the first quarter, compiling a 212 to 6 edge in yardage and 11-0 in first downs. Baltimore scored on each of its first two possessions, initially the 21-yard Jackson sweep and the other on a 1-yard RB Mark Ingram II blast for a 14-7 advantage. The teams exchanged field goals in the second quarter (K Justin Tucker from 40 and Bengals K Randy Bullock, 22 yards) to make the score 17-10 at the half. A pair of Tucker FGs – 49 in the third quarter and 21 yards in the fourth – gave the Ravens a 23-10 lead until the Bengals' penalty-aided (3 called against Baltimore) final scoring drive. The Ravens produced 497 yards of offense, 269 on the ground (a season high), and 228 through the air. The host team totally dominated time of possession: 39:42 for the Ravens and 20:18 for the Bengals. Jackson completed 6 passes to TE Mark Andrews, who led all receivers in the game with 99 yards. Ingram II added 52 rushing yards on 13 carries. Dalton finished 21-of-39 for 235 yards, including 5 for 91 to WR Auden Tate. The Bengals were held to 33 rushing yards on 14 tries (2.4 per attempt). Tucker became the fastest kicker in NFL history (118 games) to score 1,000 career points. The previous record was held by New England's Stephen Gostkowski (119 games).

CINCINNATI BENGALS (Head Coach: Zac Taylor)

OFFENSE		DEFENSE	
WR 19	A. Tate	LDE 58	C. Lawson
LOT 64	J. Jerry	NT 99	A. Billings
LG 53	B. Price	DT 97	G. Atkins
C 66	T. Hopkins	RDE 94	S. Hubbard
RG 67	J. Miller	LB 59	N. Vigil
ROT 68	B. Hart	LB 52	P. Brown
TE 87	C. Uzomah	LB 57	G. Pratt
TE 89	D. Sample	CB 27	D. Kirkpatrick
WR 83	T. Boyd	CB 22	W. Jackson III
QB 14	A. Dalton	S 40	B. Wilson
RB 28	J. Mixon	S 30	J. Bates III

BALTIMORE RAVENS (Head Coach: John Harbaugh)

OFFENSE		DEFENSE	
WR 80	M. Boykin	NT 97	M. Pierce
LT 79	R. Stanley	DE 93	C. Wormley
LG 77	B. Bozeman	RUSH 90	P. McPhee
C 68	M. Skura	MLB 58	L. Fort
RG 73	M. Yanda	WLB 57	J. Bynes
RT 78	O. Brown Jr.	SAM 99	M. Judon
TE 86	N. Boyle	LCB 44	M. Humphrey
WR 10	C. Moore	RCB 24	B. Carr
QB 8	L. Jackson	FS 29	E. Thomas III
FB 42	P. Ricard	SS 36	C. Clark
RB 21	M. Ingram II		

GAME SUMMARY

	1	2	3	4	OT	TOTAL	FIELD GOALS (MADE) & MISSED
CINCINNATI	7	3	0	7	0	17	R. Bullock (22)
BALTIMORE	14	3	3	3	0	23	J. Tucker (40, 49, 21)

TEAM	QTR	TIME	PLAY DESCRIPTION (extra point)	DRIVE	SCORE
Bengals	1	14:48	B. Wilson 92 yd. kickoff return (R. Bullock kick)	0-0, 0:12	7-0
Ravens	1	11:28	L. Jackson 21 yd. run (J. Tucker kick)	6-75, 3:20	7-7
Ravens	1	4:01	M. Ingram 1 yd. run (J. Tucker kick)	10-66, 6:07	7-14
Ravens	2	14:48	J. Tucker 40 yd. Field Goal	8-57, 3:02	7-17
Bengals	2	0:36	R. Bullock 22 yd. Field Goal	7-35, 0:49	10-17
Ravens	3	0:02	J. Tucker 49 yd. Field Goal	13-60, 6:58	10-20
Ravens	4	3:46	J. Tucker 21 yd. Field Goal	18-83, 9:46	10-23
Bengals	4	1:28	A. Dalton 2 yd. run (R. Bullock kick)	12-75, 2:18	17-23

OFFICIALS – Referee: Clay Martin (19), Umpire: Fred Bryan (11), Down Judge: Jerod Phillips (6), Line Judge: Gary Arthur (108), Side Judge: Greg Gautreaux (80), Field Judge: Nathan Jones (42), Back Judge: Gregory Wilson (119), Replay Official: Tom Sifferman

TEAM STATISTICS

	BENGALS	RAVENS
First Downs	18 (2-14-2)	26 (15-11-0)
Third Downs	5-11 (45%)	9-15 (60%)
Fourth Downs	0-0 (0%)	0-0 (0%)
Total Net Yards	250	497
Plays – Average	55-4.5	77-6.5
Net Yds Rushing	33	269
Rushes – Average	14-2.4	43-6.3
Net Yards Passing	217	228
Att. – Yds Lost – Gross Pass.	2-18-235	1-8-236
Passes Att. – Comp. – INT	39-21-1	33-21-0
Red Zone	1-2 (50%)	1-2 (50%)
Goal-to-Go	1-2 (50%)	1-2 (50%)
Punts – Average	5-40.2	2-42.0
Penalties – Yards	4-20	10-81
Fumbles – Lost	0-0	1-1
Time of Possession	20:18	39:42

INDIVIDUAL STATISTICS

BENGALS											RAVENS										
RUSHING											RUSHING										
	ATT	YDS	AVG	LG	TD							ATT	YDS	AVG	LG	TD					
A. Erickson	1	17	17.0	17	0	L. Jackson	19	152	8.0	36	1										
J. Mixon	8	10	1.3	3	0	M. Ingram II	13	52	4.0	12	1										
G. Bernard	4	4	1.0	2	0	G. Edwards	6	34	5.7	25	0										
A. Dalton	1	2	2.0	2	1	J. Hill	5	31	6.2	12	0										
Total	14	33	2.4	17	1	Total	43	269	6.3	36	2										
PASSING											PASSING										
	ATT	CMP	YDS	SK/YD	TD	LG	IN	RT				ATT	CMP	YDS	SK/YD	TD	LG	IN	RT		
A. Dalton	39	21	235	2/18	0	29	1	61.4	L. Jackson	33	21	236	1/8	0	39	0	84.9				
Total	39	21	235	2/18	0	29	1	61.4	Total	33	21	236	1/8	0	39	0	84.9				
RECEIVING											RECEIVING										
	REC	YDS	AVG	LG	TD							REC	YDS	AVG	LG	TD					
A. Tate	5	91	18.2	29	0	M. Andrews	6	99	16.5	39	0										
A. Erickson	4	47	11.8	21	0	W. Snead IV	3	18	6.0	10	0										
T. Boyd	3	10	3.3	5	0	M. Boykin	2	28	14.0	18	0										
J. Mixon	2	29	14.5	23	0	S. Roberts	2	23	11.5	16	0										
C. Uzomah	2	26	13.0	22	0	M. Ingram II	2	22	11.0	11	0										
G. Bernard	2	20	10.0	14	0	N. Boyle	2	18	9.0	9	0										
T. Eifert	2	13	6.5	7	0	C. Moore	2	18	9.0	13	0										
D. Sample	1	-1	-1.0	-1	0	P. Ricard	1	6	6.0	6	0										
Total	21	235	11.2	29	0	Total	21	236	11.2	39	0										
INTERCEPTIONS											INTERCEPTIONS										
	NO	YDS	AVG	LG	TD							NO	YDS	AVG	LG	TD					
None						M. Humphrey	1	14	14.0	14	0										
Total	0	0	0.0	0	0	Total	1	14	14.0	14	0										
SACKS											SACKS										
C. Lawson	1-8											T. Bowser	1-9	M. Judon	1-9						
TACKLES (TOP 3)											TACKLES (TOP 3)										
N. Vigil	13 (9 solo)	J. Bates III	8 (6 solo)	P. Brown	6 (4 solo)	S. Williams	6 (4 solo)					M. Canady	10 (10 solo)	4 tied with 3							



GAME 7: RAVENS 30, SEAHAWKS 16

Baltimore (5-2) · Seattle (5-2)

Sunday, October 20, 2019 · 4:25 PM ET · CenturyLink Field · Seattle

Weather: 50°, Rain, Wind SE 8 mph · Attendance: 69,012 · Time: 3:05



QB Lamar Jackson ran for 116 yards and a TD and even inspired a play call in a hard-fought, impressive 30-16 victory at Seattle. With 1:24 left in the third quarter and the game tied at 13, the Ravens faced a fourth-and-2 at the Seahawks' 8-yard line. John Harbaugh then sent the FG unit from the sideline. As he came off the field, Jackson told the coach, "Let's go for it." Harbaugh called a timeout, and Jackson rewarded the decision to "go for it" with an 8-yard TD run through the right side of the line for a 20-13 lead. Jackson then directed a 13-play, 86-yard, 9-minute drive that ended with a K Justin Tucker 22-yard FG. During that fourth-quarter drive, Jackson ran for 30 yards on a third-and-8 from the Ravens' 12. He also scrambled for 13 yards for another first down a few plays later. The defense had standouts also, scoring TDs on 2 takeaways. The first came when CB Marcus Peters, whom the Ravens had acquired in a trade (from LAR) just five days earlier, intercepted QB Russell Wilson and raced 67 yards to the end zone. The score helped the Ravens tie the Seahawks at 13 at the half and was the first INT off Wilson this season. Fellow CB Marlon Humphrey picked up a WR DK Metcalf fumble and sprinted 18 yards for the game's final TD with 3:37 remaining. Baltimore opened the contest with a Tucker 25-yard FG to lead 3-0 at the end of the first quarter. A Wilson-to-WR Tyler Lockett 8-yard TD gave the Seahawks a 7-3 margin that was reduced to 7-6 on another Tucker FG (28 yards). Two K Jason Myers FGs (34 & 31 yards) completed the first-half scoring. Along with his 116 rushing yards (14 carries for an 8.3-yard average), Jackson completed 9 of 20 passes for 143 more. Wilson, meanwhile, was 20-of-41 for 241 yards, including 5 to Lockett for 61 yards. The victory was the Ravens' third in a row and the first time in team history that they won in Seattle.

BALTIMORE RAVENS (Head Coach: John Harbaugh)

OFFENSE

WR	83	W. Snead IV
LT	79	R. Stanley
LG	77	B. Bozeman
C	68	M. Skura
RG	73	M. Yanda
RT	78	O. Brown Jr.
TE	86	N. Boyle
TE	89	M. Andrews
QB	8	L. Jackson
TE	81	H. Hurst
RB	21	M. Ingram II

DEFENSE

DT	98	B. Williams
NT	97	M. Pierce
CB	24	M. Peters
RUSH	90	P. McPhee
MLB	57	J. Bynes
WLB	58	L. Fort
SAM	99	M. Judon
LCB	44	M. Humphrey
RCB	39	B. Carr
FS	29	E. Thomas III
SS	36	C. Clark

SEATTLE SEAHAWKS (Head Coach: Pete Carroll)

OFFENSE

WR	14	D. Metcalf
LT	74	G. Fant
LG	70	M. Iupati
C	68	J. Britt
T	73	J. Jones
RT	65	G. Ifedi
TE	82	L. Willson
WR	16	T. Lockett
QB	3	R. Wilson
WR	18	J. Brown
RB	32	C. Carson

DEFENSE

DE	90	J. Clowney
DT	91	J. Reed
NT	97	P. Ford
LEO	99	Q. Jefferson
SLB	56	M. Kendricks
MLB	54	B. Wagner
WLB	50	K. Wright
LCB	26	Sq. Griffin
RCB	21	T. Flowers
SS	27	M. Blair
FS	33	T. Thompson

GAME SUMMARY

	1	2	3	4	OT	TOTAL
BALTIMORE	3	10	7	10	0	30
SEATTLE	0	13	0	3	0	16

FIELD GOALS (MADE) & MISSED

J. Tucker (25, 28, 22)
J. Myers (34, 31) 53WR (35)

TEAM	QTR	TIME	PLAY DESCRIPTION (extra point)	DRIVE	SCORE
Ravens	1	10:19	J. Tucker 25 yd. Field Goal	(8-77, 4:41)	3-0
Seahawks	2	14:46	T. Lockett 8 yd. pass from R. Wilson (J. Myers kick)	(11-83, 6:00)	3-7
Ravens	2	11:06	J. Tucker 28 yd. Field Goal	(9-65, 3:40)	6-7
Seahawks	2	7:35	J. Myers 34 yd. Field Goal	(9-59, 3:31)	6-10
Ravens	2	5:00	M. Peters 67 yd. interception return (J. Tucker kick)		13-10
Seahawks	2	0:02	J. Myers 31 yd. Field Goal	(14-79, 4:58)	13-13
Ravens	3	1:20	L. Jackson 8 yd. run (J. Tucker kick)	(11-57, 5:26)	20-13
Ravens	4	3:47	J. Tucker 22 yd. Field Goal	(13-86, 9:00)	23-13
Ravens	4	3:37	M. Humphrey 18 yd. fumble return (J. Tucker kick)		30-13
Seahawks	4	1:49	J. Myers 35 yd. Field Goal	(9-63, 1:48)	30-16

OFFICIALS – Referee: Brad Allen (122), Umpire: Barry Anderson (20), Down Judge: Jim Mello (48), Line Judge: Brian Bolinger (40), Side Judge: Jimmy Russell (82), Field Judge: Steve Zimmer (33), Back Judge: Greg Yette (38), Replay Official: James Oldham

TEAM STATISTICS

	RAVENS	SEAHAWKS
First Downs	14 (9-5-0)	20 (8-10-2)
Third Downs	5-13 (38%)	10-17 (59%)
Fourth Downs	1-1 (100%)	0-0 (0%)
Total Net Yards	340	347
Plays – Average	56-6.1	68-5.1
Net Yds Rushing	199	106
Rushes – Average	35-5.7	26-4.1
Net Yards Passing	141	241
Att. – Yds Lost – Gross Pass.	1-2-143	1-0-241
Passes Att. – Comp. – INT	20-9-0	41-20-1
Red Zone	1-4 (25%)	1-4 (25%)
Goal-to-Go	0-1 (0%)	0-0 (0%)
Punts – Average	3-44.0	3-51.3
Penalties – Yards	8-75	2-18
Fumbles – Lost	2-0	1-1
Time of Possession	29:54	30:06

INDIVIDUAL STATISTICS

RAVENS											SEAHAWKS											
RUSHING																						
	ATT	YDS	AVG	LG	TD																	
L. Jackson	14	116	8.3	30	1	C. Carson	21	65	3.1	9	0											
M. Ingram	12	46	3.8	8	0	R. Wilson	3	27	9.0	11	0											
G. Edwards	8	35	4.4	14	0	C. Proise	1	17	17.0	17	0											
W. Snead IV	1	2	2.0	2	0	T. Lockett	1	-3	-3.0	-3	0											
Total	35	199	5.7	30	1	Total	26	106	4.1	17	0											
PASSING																						
	ATT	CMP	YDS	SK/YD	TD	LG	IN	RT														
L. Jackson	20	9	143	1/2	0	50	0	69.4	R. Wilson	41	20	241	1/0	1	48	1	65.2					
Total	20	9	143	1/2	0	50	0	69.4	Total	41	20	241	1/0	1	48	1	65.2					
RECEIVING																						
	REC	YDS	AVG	LG	TD																	
M. Boykin	2	55	27.5	50	0	T. Lockett	5	61	12.2	33	1											
M. Andrews	2	39	19.5	33	0	D. Metcalf	4	53	13.3	37	0											
N. Boyle	1	20	20.0	20	0	J. Brown	3	60	20.0	48	0											
H. Hurst	1	10	10.0	10	0	J. Hollister	3	20	6.7	9	0											
S. Roberts	1	9	9.0	9	0	C. Carson	3	9	3.0	10	0											
M. Ingram II	1	7	7.0	7	0	M. Turner	1	24	24.0	24	0											
C. Moore	1	3	3.0	3	0	D. Moore	1	14	14.0	14	0											
Total	9	143	15.9	50	0	Total	20	241	12.1	48	1											
INTERCEPTIONS																						
	NO	YDS	AVG	LG	TD																	
M. Peters	1	67	67.0	67	1	None																
Total	1	67	67.0	67	1	Total	0	0	0	0	0											
SACKS																						
L. Fort	1-0																					
Total	1	0	0	0	0	Total	1	0	0	0	0											
TACKLES (TOP 3)																						
J. Bynes	8	(3 solo)	C. Clark	7	(2 solo)	B. Wagner	13	(7 solo)	K. Wright	8	(4 solo)											
B. Carr	6	(6 solo)	L. Fort	6	(5 solo)	M. Blair	6	(3 solo)														



GAME 8: RAVENS 37, PATRIOTS 20

Baltimore (6-2) • New England (8-1)

Sunday, November 3, 2019 • 8:22 PM ET • M&T Bank Stadium • Baltimore
 Weather: 48°, Clear, Wind ESE 1 mph • Attendance: 71,157 • Time: 2:59



Before a national-television audience, the Ravens beat the previously undefeated Patriots (8-0) – and the defending Super Bowl champions – 37-20 at M&T Bank Stadium. By game's end, the Ravens' enthusiastic home crowd was chanting "MVP" in a salute to QB Lamar Jackson, who finished with 224 total yards, throwing for 163 (107.7 QB rating) and running for 61 more. Baltimore leaped to a 17-0 lead early in the second quarter. The Ravens opened the game with an 11-play, 75-yard drive that ended with a 3-yard Jackson touchdown run. After a K Justin Tucker 39-yard FG made it 10-0, RB Gus Edwards raced 12 yards for the game's second TD in the first minute of the second quarter. But, the Patriots roared back, scoring a TD after recovering a CB/RS Cyrus Jones muffed punt at the Baltimore 20-yard line. Four plays later, QB Tom Brady hit WR Mohamed Sanu Sr. with a 4-yard TD strike. Later in the quarter, Ravens RB Mark Ingram II lost a fumble to DT Lawrence Guy (a former Raven) at the Baltimore 19. But the Ravens' defense held, forcing a K Nick Folk 22-yard FG. Folk then added a 19-yard FG to make the score 17-13 at the half. The Patriots opened the second half with an impressive drive until WR Julian Edelman fumbled a Brady pass at the Ravens' 30, and CB Marlon Humphrey picked up the loose ball and sprinted 70 yards to the end zone for a 24-13 lead. (It was the longest fumble return in team history.) Once again, the Patriots fought back, scoring a 1-yard RB James White TD at the end of an 11-play series to make the score 24-20 after three quarters. The Ravens then owned the final period, scoring 2 TDs, the first coming on a Jackson-to-TE Nick Boyle TD toss and the second on a 1-yard Jackson run. Boyle, a 5th-year veteran, scored the first TD of his career and led the Ravens with 5 catches. Ingram II was the game's leading rusher, gaining 115 yards on 15 carries. Brady was 30-of-46 for 285 yards, with two-thirds of his completions going to Edelman (89 yards) and Sanu Sr. (81), who each caught 10. S Earl Thomas III produced the 30th INT of his career.

NEW ENGLAND PATRIOTS (Head Coach: Bill Belichick)

OFFENSE			DEFENSE		
WR	13	P. Dorsett	LE	93	L. Guy
LT	72	M. Newhouse	DT	71	D. Shelton
LG	62	J. Thuney	RE	55	J. Simon
C	75	T. Karras	LB	58	J. Collins
RG	69	S. Mason	LB	54	D. Hightower
RT	61	M. Cannon	LB	53	K. Van Noy
TE	84	B. Watson	DB	31	J. Jones
WR	14	M. Sanu	LCB	24	S. Gilmore
WR	11	J. Edelman	RCB	30	J. McCourty
QB	12	T. Brady	S	23	P. Chung
RB	28	J. White	S	32	D. McCourty

BALTIMORE RAVENS (Head Coach: John Harbaugh)

OFFENSE			DEFENSE		
WR	83	W. Snead IV	DT	98	B. Williams
LT	79	R. Stanley	NT	97	M. Pierce
LG	77	B. Bozeman	DE	45	J. Ferguson
C	68	M. Skura	RUSH	58	L. Fort
RG	73	M. Yanda	SAM	99	M. Judon
RT	78	O. Brown Jr.	LCB	44	M. Humphrey
TE	86	N. Boyle	SS	36	C. Clark
WR	15	M. Brown	FS	29	E. Thomas III
WR	80	M. Boykin	CB	22	J. Smith
QB	8	L. Jackson	CB	24	M. Peters
RB	21	M. Ingram II	RCB	39	B. Carr

GAME SUMMARY

	1	2	3	4	OT	TOTAL	FIELD GOALS (MADE) & MISSED
NEW ENGLAND	0	13	7	0	0	20	N. Folk (22, 19)
BALTIMORE	10	7	7	13	0	37	J. Tucker (39)

TEAM	QTR	TIME	PLAY DESCRIPTION (extra point)	DRIVE	SCORE
Ravens	1	8:13	L. Jackson 3 yd. run (J. Tucker kick)	11-75, 6:47	0-7
Ravens	1	2:29	J. Tucker 39 yd. Field Goal	11-54, 5:20	0-10
Ravens	2	14:06	G. Edwards 12 yd. run (J. Tucker kick)	3-77, 1:35	0-17
Patriots	2	12:02	M. Sanu 4 yd. pass from T. Brady (N. Folk kick)	4-20, 0:39	7-17
Patriots	2	3:41	N. Folk 22 yd. Field Goal	6-15, 2:48	10-17
Patriots	2	0:08	N. Folk 19 yd. Field Goal	8-81, 1:35	13-17
Ravens	3	12:21	M. Humphrey 70 yd. fumble return (J. Tucker kick)		13-24
Patriots	3	8:03	J. White 1 yd. run (N. Folk kick)	11-75, 4:18	20-24
Ravens	4	14:54	N. Boyle 5 yd. pass from L. Jackson (kick failed, wl)	14-81, 8:09	20-30
Ravens	4	3:12	L. Jackson 1 yd. run (J. Tucker kick)	14-68, 9:35	20-37

OFFICIALS – Referee: Carl Cheffers (51), Umpire: Mark Pellis (131), Down Judge: Danny Short (113), Line Judge: Jeff Seeman (45), Side Judge: Eugene Hall (103), Field Judge: Michael Banks (72), Back Judge: Matthew Edwards (96), Replay Official: Billy Smith

TEAM STATISTICS		PATRIOTS		RAVENS		INDIVIDUAL STATISTICS																											
First Downs		22 (4-17-1)	26 (11-11-4)	PATRIOTS						RAVENS																							
Third Downs		5-13 (38%)	5-10 (50%)	RUSHING			ATT	YDS	AVG	LG	TD	RUSHING			ATT	YDS	AVG	LG	TD														
Fourth Downs		0-0 (0%)	1-1 (100%)	J. White	9	38	4.2	8	1	M. Ingram II	15	115	7.7	53	0	L. Jackson	16	61	3.8	18	2												
Total Net Yards		342	372	S. Michel	4	18	4.5	10	0	G. Edwards	7	27	3.9	12	1	J. Hill	3	7	2.3	3	0												
Plays – Average		65-5.3	65-5.7	R. Burkhead	4	18	4.5	6	0	Total	41	210	5.1	53	3	Total	41	210	5.1	53	3												
Net Yds Rushing		74	210	PASSING			ATT	CMP	YDS	SK/YD	TD	LG	IN	RT	PASSING			ATT	CMP	YDS	SK/YD	TD	LG	IN	RT								
Rushes – Average		17-4.4	41-5.1	T. Brady	46	30	285	2/17	1	30	1	80.4	L. Jackson	23	17	163	1/1	1	26	0	107.7	L. Jackson	23	17	163	1/1	1	26	0	107.7			
Net Yards Passing		268	162	Total	46	30	285	2/17	1	30	1	80.4	Total	23	17	163	1/1	1	26	0	107.7	Total	23	17	163	1/1	1	26	0	107.7			
Att. – Yds Lost – Gross Pass.		2-17-285	1-1-163	RECEIVING			REC	YDS	AVG	LG	TD	RECEIVING			REC	YDS	AVG	LG	TD	RECEIVING			REC	YDS	AVG	LG	TD						
Passes Att. – Comp. – INT		46-30-1	23-17-0	J. Edelman	10	89	8.9	25	0	N. Boyle	5	27	5.4	8	1	M. Brown	3	48	16.0	26	0	M. Ingram II	2	29	14.5	18	0	M. Andrews	2	21	10.5	18	0
Red Zone		2-4 (50%)	4-4 (100%)	M. Sanu	10	81	8.1	15	1	M. Brown	3	48	16.0	26	0	H. Hurst	2	15	7.5	8	0	M. Ingram II	2	29	14.5	18	0	W. Snead IV	2	15	7.5	8	0
Goal-to-Go		2-4 (50%)	3-3 (100%)	B. Watson	4	28	7.0	18	0	M. Ingram II	2	29	14.5	18	0	P. Ricard	1	8	8.0	8	0	M. Andrews	2	21	10.5	18	0	P. Ricard	1	8	8.0	8	0
Punts – Average		5-46.6	2-49.0	J. White	2	46	23.0	30	0	H. Hurst	2	15	7.5	8	0	Total	17	163	9.6	26	1	M. Andrews	2	21	10.5	18	0	W. Snead IV	2	15	7.5	8	0
Penalties – Yards		7-48	4-34	P. Dorsett	2	13	6.5	7	0	H. Hurst	2	15	7.5	8	0	Total	17	163	9.6	26	1	P. Ricard	1	8	8.0	8	0	P. Ricard	1	8	8.0	8	0
Fumbles – Lost		2-1	2-2	R. Burkhead	1	16	16.0	16	0	W. Snead IV	2	15	7.5	8	0	Total	17	163	9.6	26	1	R. Burkhead	1	16	16.0	16	0	W. Snead IV	2	15	7.5	8	0
Time of Possession		22:59	37:01	S. Michel	1	12	12.0	12	0	P. Ricard	1	8	8.0	8	0	Total	17	163	9.6	26	1	S. Michel	1	12	12.0	12	0	P. Ricard	1	8	8.0	8	0
				Total	30	285	9.5	30	1	Total	17	163	9.6	26	1	Total	17	163	9.6	26	1	Total	30	285	9.5	30	1	Total	17	163	9.6	26	1
				INTERCEPTIONS						INTERCEPTIONS																							
				NO	YDS	AVG	LG	TD	NO			YDS	AVG	LG	TD	NO			YDS	AVG	LG	TD											
				None					None							None																	
				Total	0	0	0.0	0	0	Total	1	24	24.0	24	0	Total	1	24	24.0	24	0	Total	0	0	0.0	0	0	Total	1	24	24.0	24	0
				SACKS						SACKS																							
				L. Guy 1-1						P. Onwuasor 1-9, J. Ward 1-8																							
				TACKLES (TOP 3)						TACKLES (TOP 3)																							
				D. Hightower 13 (9 solo), D. McCourty 7 (6 solo), K. Van Noy 6 (5 solo), D. Shelton 6 (1 solo)						M. Peters 8 (7 solo), P. Onwuasor 8 (7 solo), M. Humphrey 6 (5 solo)																							



GAME 9: RAVENS 49, BENGALS 13

Baltimore (7-2) · Cincinnati (0-9)

Sunday, November 10, 2019 · 1:02 PM ET · Paul Brown Stadium · Cincinnati
Weather: 56°, Mostly Sunny, Wind SSW 9 mph · Attendance: 45,918 · Time: 2:50



The Ravens leaped to a 14-0, first-quarter lead that they extended to 28-3 in the second period and then continued to a 49-13 victory over the Bengals at Paul Brown Stadium. QB Lamar Jackson produced his second perfect QB rating (158.3) of the season, throwing 3 TD passes and running for a fourth. Jackson rested in the fourth quarter and finished 15-of-17 – a Ravens’ single-game completion percentage record (88.2) – for 223 yards, adding 65 more on the ground. Baltimore’s defense joined the scoring party with CB Marcus Peters racing 89 yards with an interception (off QB Ryan Finley) for a TD and OLB Tyus Bowser grabbing a Finley fumble (caused by DL/FB Patrick Ricard) on his way to a 33-yard TD sprint. The Ravens’ first-half TDs came on a pair of Jackson throws to TE Mark Andrews (2 and 17 yards), a RB Mark Ingram II 1-yard blast and Peters’ pick-six. (It was Peters’ third INT/TD of the season, 1 of which came with LAR before he was traded in October.) With a 28-10 advantage in the third, Jackson produced one of the most memorable TD runs in team history, darting and dashing, including a 360-degree spin, on his way to a 47-yard trip to the end zone. Chants of “MVP” soon followed despite playing on the road. That made the score 35-10, which was increased to 49-10 after a Jackson-to-rookie WR Marquise Brown 20-yard score and Bowser’s TD. The game was Jackson’s 16th in the regular season as an NFL starter, and he has helped the Ravens to a 13-3 mark in that span – the final seven contests in 2018 (6-1) and the first nine of 2019 (7-2). Andrews led the Ravens with 6 catches, while Brown and TE Nick Boyle caught 4 each for 80 and 78 yards, respectively. RB Joe Mixon stood out for Cincinnati, rushing for 114 yards. The game completed the Ravens’ first season sweep over the Bengals since 2011, and it was Baltimore’s fifth-consecutive victory of the 2019 campaign.

BALTIMORE RAVENS (Head Coach: John Harbaugh)

OFFENSE			DEFENSE		
WR	15	M. Brown	DT	98	B. Williams
LT	79	R. Stanley	NT	97	M. Pierce
LG	77	B. Bozeman	DE	93	C. Wormley
C	68	M. Skura	RUSH	45	J. Ferguson
RG	73	M. Yanda	MLB	57	J. Bynes
RT	78	O. Brown Jr.	SAM	99	M. Judon
TE	86	N. Boyle	RCB	22	J. Smith
TE	89	M. Andrews	LCB	44	M. Humphrey
QB	8	L. Jackson	FS	39	B. Carr
TE	81	H. Hurst	SS	29	E. Thomas III
RB	21	M. Ingram II	DB	36	C. Clark

CINCINNATI BENGALS (Head Coach: Zac Taylor)

OFFENSE			DEFENSE		
WR	19	A. Tate	LDE	96	C. Dunlap
LOT	64	J. Jerry	NT	99	A. Billings
LG	53	B. Price	DT	97	G. Atkins
C	66	T. Hopkins	DT	91	J. Tupou
RG	67	J. Miller	RDE	94	S. Hubbard
ROT	68	B. Hart	LB	59	N. Vigil
TE	87	C. Uzomah	LB	57	G. Pratt
WR	83	T. Boyd	S	40	B. Wilson
WR	12	A. Erickson	CB	23	B. Webb
QB	5	R. Finley	S	36	S. Williams
RB	28	J. Mixon	S	30	J. Bates III

GAME SUMMARY

	1	2	3	4	OT	TOTAL	FIELD GOALS (MADE) & MISSED
BALTIMORE	14	14	21	0	0	49	None
CINCINNATI	0	10	0	3	0	13	R. Bullock (42, 39)

TEAM	QTR	TIME	PLAY DESCRIPTION (extra point)	DRIVE	SCORE
Ravens	1	12:18	M. Andrews 2 yd. pass from L. Jackson (J. Tucker kick)	5-75, 2:42	7-0
Ravens	1	3:54	M. Ingram II 1 yd. run (J. Tucker kick)	12-75, 7:22	14-0
Bengals	2	13:34	R. Bullock 42 yd. Field Goal	10-52, 5:20	14-3
Ravens	2	9:28	M. Andrews 17 yd. pass from L. Jackson (J. Tucker kick)	7-75, 4:06	21-3
Ravens	2	3:42	M. Peters 89 yd. interception return (J. Tucker kick)		28-3
Bengals	2	0:26	T. Eifert 6 yd. pass from R. Finley (R. Bullock kick)	10-70, 3:16	28-10
Ravens	3	8:08	L. Jackson 47 yd. run (J. Tucker kick)	3-64, 1:25	35-10
Ravens	3	5:13	M. Brown 20 yd. pass from L. Jackson (J. Tucker kick)	4-33, 1:28	42-10
Ravens	3	2:14	T. Bowser 33 yd. fumble return (J. Tucker kick)		49-10
Bengals	4	2:29	R. Bullock 39 yd. Field Goal	10-38, 5:42	49-13

OFFICIALS – Referee: Scott Novak (1), Umpire: Ramon George (128), Down Judge: Derick Bowers (74), Line Judge: Walt Coleman IV (65), Side Judge: Chad Hill (125), Field Judge: Mike Weatherford (116), Back Judge: Terrence Miles (111), Replay Official: Earnie Frantz

TEAM STATISTICS

	RAVENS	BENGALS
First Downs	20 (7-13-0)	21 (11-9-1)
Third Downs	4-6 (67%)	7-15 (47%)
Fourth Downs	1-1 (100%)	1-4 (25%)
Total Net Yards	379	307
Plays – Average	46-8.2	72-4.3
Net Yds Rushing	136	157
Rushes – Average	23-5.9	40-3.9
Net Yards Passing	243	150
Att. – Yds Lost – Gross Pass.	1-0-243	2-17-167
Passes Att. – Comp. – INT	22-18-1	30-16-1
Red Zone	3-3 (100%)	1-3 (33%)
Goal-to-Go	2-2 (100%)	1-1 (100%)
Punts – Average	1-34.0	1-53.0
Penalties – Yards	5-35	1-5
Fumbles – Lost	0-0	3-2
Time of Possession	23:49	36:11

INDIVIDUAL STATISTICS

RAVENS											BENGALS										
RUSHING											RUSHING										
	ATT	YDS	AVG	LG	TD		ATT	YDS	AVG	LG	TD										
L. Jackson	7	65	9.3	47	1	J. Mixon	30	114	3.8	15	0										
M. Ingram II	9	34	3.8	9	1	R. Finley	5	22	4.4	16	0										
G. Edwards	4	17	4.3	8	0	A. Erickson	1	13	13.0	13	0										
J. Hill	3	11	3.7	8	0	G. Bernard	4	8	2.0	8	0										
R. Griffin III	0	9	3.7	9	0																
Total	23	136	5.9	47	2	Total	40	157	3.9	16	0										
PASSING											PASSING										
	ATT	CMP	YDS	SK/YD	TD	LG	IN	RT		ATT	CMP	YDS	SK/YD	TD	LG	IN	RT				
L. Jackson	17	15	223	0/0	3	49	0	158.3	R. Finley	30	16	167	2/17	1	24	1	66.9				
R. Griffin III	5	3	20	1/0	0	8	1	29.2													
Total	22	18	243	1/0	3	49	1	1133.3	Total	30	16	167	2/17	1	24	1	66.9				
RECEIVING											RECEIVING										
	REC	YDS	AVG	LG	TD		REC	YDS	AVG	LG	TD										
M. Andrews	6	53	8.8	19	2	T. Boyd	6	62	10.3	24	0										
M. Brown	4	80	20.0	49	1	A. Tate	3	36	12.0	15	0										
N. Boyle	4	78	19.5	35	0	J. Mixon	2	37	18.5	23	0										
H. Hurst	2	20	10.0	14	0	T. Eifert	2	20	10.0	14	1										
W. Snead IV	2	12	6.0	7	0	S. Morgan	1	9	9.0	9	0										
						D. Sample	1	3	3.0	3	0										
						G. Bernard	1	0	0.0	0	0										
Total	18	243	13.5	49	3	Total	16	167	10.4	24	1										
INTERCEPTIONS											INTERCEPTIONS										
	NO	YDS	AVG	LG	TD		NO	YDS	AVG	LG	TD										
M. Peters	1	89	89.0	89	1	J. Bates III	1	20	20.0	20	0										
Total	1	89	89.0	89	1	Total	1	20	20.0	20	0										
SACKS											SACKS										
P. Ricard 1-10, C. Wormley 1-7											N. Vigil 1-0										
TACKLES (TOP 3)											TACKLES (TOP 3)										
J. Bynes 9 (2 solo), C. Clark 7 (5 solo), B. Williams 7 (1 solo)											J. Bates III 8 (7 solo), S. Williams 7 (6 solo), N. Vigil 5 (1 solo)										



GAME 10: RAVENS 41, TEXANS 7

Baltimore (8-2) • Houston (6-4)



Sunday, November 17, 2019 • 1:02 PM ET • M&T Bank Stadium • Baltimore
 Weather: 44°, Cloudy, Wind NE 10 mph • Attendance: 70,731 • Time: 2:56

In a showdown of AFC division leaders, the Ravens dominated the Texans, drubbing the visitors 41-7 at M&T Bank Stadium. It was the sixth-consecutive victory for Baltimore, the current longest in the NFL. After starting the contest 1-for-6 for 12 yards, QB Lamar Jackson exploded to a spectacular 139.2 QB rating for the game. The second-year standout threw 4 TD passes, completing 13-straight passes after his slow start, and rushed for 86 yards on just 9 carries (9.6 avg.). Jackson finished 17-of-24 for 222 yards and no INTs. While the game was billed as an offensive showcase featuring two of the league's top young QBs, the game was scoreless in the first quarter. The Ravens then jumped to a 14-0 halftime lead on a pair of Jackson TD passes. The first was a 15-yard strike to WR Seth Roberts, and the second was an 18-yarder to TE Mark Andrews. The Ravens extended the lead to 21-0 on the opening drive of the third quarter when Jackson found a streaking RB Mark Ingram II for a 25-yard TD. A pair of K Justin Tucker FGs (34 and 46 yards) gave the Ravens a 27-0 lead entering the final quarter. Ingram II scored his second TD of the day when Jackson hit him with a 12-yard dart and impressive run to give Baltimore a 34-0 advantage with 9:50 left. Houston finally got on the scoreboard when RB Carlos Hyde sprinted 41 yards to the end zone. But that run was topped 3 minutes later when Ravens' RB Gus Edwards galloped 63 yards for the game's final TD. Impressively, the Ravens produced 7 sacks, 6 against the elusive QB Deshaun Watson. OLBs Matthew Judon and Tyus Bowser each garnered 2 sacks, while Judon added a forced fumble. Watson was 18-of-29 for just 169 yards. His favorite target was WR DeAndre Hopkins, who caught 7 for 80 yards. For the Ravens, Edwards rushed for 112 yards (8 carries), and Ingram II added 48 – plus 3 catches for 37 more yards. The Ravens' defense allowed only 232 yards, the second fewest of the season (200 to Miami in the opener).

HOUSTON TEXANS (Head Coach: Bill O'Brien)

OFFENSE		DEFENSE	
WR 10	D. Hopkins	DE 92	B. Dunn
LT 78	L. Tunsil	NT 98	D. Reader
LG 74	M. Scharping	DE 97	A. Blackson
C 66	N. Martin	OLB 59	W. Mercilus
RG 73	Z. Fulton	ILB 55	B. McKinney
RT 71	T. Howard	ILB 41	Z. Cunningham
TE 87	D. Fells	OLB 57	B. Scarlett
TE 88	J. Akins	CB 32	L. Johnson
WR 12	K. Stills	CB 22	G. Conley
QB 4	D. Watson	S 39	T. Gipson
RB 23	C. Hyde	S 20	J. Reid

BALTIMORE RAVENS (Head Coach: John Harbaugh)

OFFENSE		DEFENSE	
WR 83	W. Snead IV	DT 98	B. Williams
LT 79	R. Stanley	NT 96	D. Peko Sr.
LG 77	B. Bozeman	RUSH 45	J. Ferguson
C 68	M. Skura	MLB 57	J. Bynes
RG 73	M. Yanda	WLB 58	L. Fort
RT 78	O. Brown Jr.	SAM 99	M. Judon
TE 86	N. Boyle	LCB 44	M. Humphrey
WR 80	M. Boykin	SS 29	E. Thomas III
QB 8	L. Jackson	FS 39	B. Carr
RB 21	M. Ingram II	DB 36	C. Clark
FB 42	P. Ricard	RCB 24	M. Peters

GAME SUMMARY

	1	2	3	4	OT	TOTAL	FIELD GOALS (MADE) & MISSED
HOUSTON	0	0	0	7	0	7	K. Fairbairn 43WR
BALTIMORE	0	14	13	14	0	41	J. Tucker 43RU (34, 46)

TEAM	QTR	TIME	PLAY DESCRIPTION (extra point)	DRIVE	SCORE
Ravens	2	9:17	S. Roberts 15 yd. pass from L. Jackson (J. Tucker kick)	10-90, 5:46	0-7
Ravens	2	2:14	M. Andrews 18 yd. pass from L. Jackson (J. Tucker kick)	7-70, 4:22	0-14
Ravens	3	11:33	M. Ingram II 25 yd. pass from L. Jackson (J. Tucker kick)	6-78, 3:27	0-21
Ravens	3	6:52	J. Tucker 34 yd. Field Goal	6-52, 2:49	0-24
Ravens	3	1:30	J. Tucker 46 yd. Field Goal	6-11, 3:14	0-27
Ravens	4	9:50	M. Ingram II 12 yd. pass from L. Jackson (J. Tucker kick)	8-71, 4:52	0-34
Texans	4	7:10	C. Hyde 41 yd. run (K. Fairbairn kick)	5-77, 2:40	7-34
Ravens	4	4:01	G. Edwards 63 yd. run (J. Tucker kick)	5-87, 3:09	7-41

OFFICIALS – Referee: Alex Kemp (55), Umpire: Richard Hall (49), Down Judge: Mike Carr (63), Line Judge: Jeff Bergman (32), Side Judge: Dale Shaw (104), Field Judge: John Jenkins (117), Back Judge: Steve Freeman (133), Replay Official: Michael Chase

TEAM STATISTICS

	TEXANS	RAVENS
First Downs	16 (3-10-3)	25 (12-11-2)
Third Downs	2-10 (20%)	5-9 (56%)
Fourth Downs	1-4 (25%)	0-1 (0%)
Total Net Yards	232	491
Plays – Average	57-4.1	64-7.7
Net Yds Rushing	122	256
Rushes – Average	20-6.1	37-6.9
Net Yards Passing	110	235
Att. – Yds Lost – Gross Pass.	7-59-169	0-0-235
Passes Att. – Comp. – INT	30-18-1	27-20-0
Red Zone	0-0 (0%)	3-5 (60%)
Goal-to-Go	0-0 (0%)	0-1 (0%)
Punts – Average	3-37.3	0-0.0
Penalties – Yards	5-60	8-65
Fumbles – Lost	1-1	1-0
Time of Possession	23:41	36:19

INDIVIDUAL STATISTICS

TEXANS											RAVENS																
RUSHING						ATT	YDS	AVG	LG	TD	RUSHING						ATT	YDS	AVG	LG	TD						
C. Hyde	9	65	7.2	41	1	G. Edwards	8	112	14.0	63	1																
D. Johnson	6	40	6.7	17	0	L. Jackson	10	79	7.9	39	0																
D. Watson	3	12	4.0	9	0	M. Ingram II	13	48	3.7	11	0																
G. Howell	2	5	2.5	4	0	J. Hill	5	18	3.6	9	0																
Total	20	122	6.1	41	1	R. Griffin III	1	-1	-1.0	-1	0																
PASSING						ATT	CMP	YDS	SK/YD	TD	LG	IN	RT	PASSING						ATT	CMP	YDS	SK/YD	TD	LG	IN	RT
D. Watson	29	18	169	6/49	0	20	1	63.7	L. Jackson	24	17	222	1/7	4	51	0	139.2										
A. McCarron	1	0	0	1/10	0	0	0	39.6	R. Griffin III	2	2	15	0/0	0	8	0	97.9										
Total	30	18	169	7/59	0	20	1	61.7	S. Koch	1	1	-2	0/0	0	-2	0	79.2										
RECEIVING						REC	YDS	AVG	LG	TD	RECEIVING						REC	YDS	AVG	LG	TD						
D. Hopkins	7	80	11.4	20	0	M. Andrews	4	75	18.8	51	1																
K. Stills	4	27	6.8	13	0	M. Ingram II	3	37	12.3	25	2																
K. Coutee	3	25	8.3	11	0	P. Ricard	3	27	9.0	10	0																
D. Johnson	2	4	2.0	8	0	M. Brown	2	23	11.5	17	0																
D. Fells	1	18	18.0	18	0	N. Boyle	2	20	10.0	13	0																
J. Akins	1	15	15.0	15	0	H. Hurst	2	16	8.0	12	0																
Total	18	169	9.4	20	0	W. Snead IV	2	13	6.5	10	0																
INTERCEPTIONS						NO	YDS	AVG	LG	TD	INTERCEPTIONS						NO	YDS	AVG	LG	TD						
None	0	0	0.0	0	0	S. Roberts	1	15	15.0	15	1																
Total	0	0	0.0	0	0	J. Hill	1	9	9.0	9	0																
SACKS						SACKS						M. Judon 2-27, T. Bowser 2-10, P. Onwuasor 1-9, J. Ferguson 1-7, B. Williams 1-6															
TACKLES (TOP 3)						TACKLES (TOP 3)						M. Judon 7 (7 solo), J. Smith 5 (5 solo), C. Clark 5 (2 solo)															



GAME 11: RAVENS 45, RAMS 6

Baltimore (9-2) · Los Angeles (6-5)

Sunday, November 25, 2019 · 8:15 PM ET · Los Angeles Memorial Coliseum · Los Angeles

Weather: 62°, Clear, Wind WSW 5 mph · Attendance: 72,409 · Time: 2:54



The Ravens scored 6 touchdowns on their first 6 possessions of the game on their way to their seventh-consecutive victory, a 45-6 shellacking of the Rams at Los Angeles Memorial Coliseum last Monday night. QB Lamar Jackson became the first debuting quarterback in the 50-year history of Monday Night Football to throw 5 TD passes. Along with his TD throws, Jackson completed his first 9 passes of the evening and rushed for 95 yards on just 8 carries (11.9 avg.). Completing 15 of 20 attempts for 169 yards, Jackson produced an impressive 139.4 QB rating in the contest. Jackson opened the game with a pair of TD tosses to rookie WR Marquise Brown (6 and 18 yards) to take a 14-0, first-quarter lead. RB Mark Ingram II rushed for 111 yards (7.4 avg.) and scored 2 TDs, the first on a 1-yard leap to give the Ravens a 21-3, second-quarter lead. (His second TD came on a 7-yard strike from Jackson in the third quarter.) After hitting WR Willie Snead IV for a TD at the start of the fourth quarter, Jackson sat for the rest of the night and was replaced by QB Robert Griffin III. Snead IV also scored a TD in the second quarter – a 7-yard dart from Jackson – to give Baltimore a 28-6 halftime advantage. The Ravens owned a 480 (285 rushing) to 221 total yard edge and nearly doubled LA in time of possession: 39:56 to 20:04. Rams QB Jared Goff passed for 212 yards with 2 INTs (CBs Marcus Peters and Jimmy Smith), and RB Todd Gurley II rushed for just 22 yards on 6 carries for the defending NFC Champions. Brown led the Ravens with 5 catches. Ravens P Sam Koch punted in the fourth quarter for just the second time in three games. C Matt Skura (knee) left the game in the second quarter and was replaced by rookie free agent Patrick Mekari. The Ravens scored their 47th-overall TD of the season, tying (2009) a single-season franchise record with five games still to play.

BALTIMORE RAVENS (Head Coach: John Harbaugh)

OFFENSE

WR	15	M. Brown
LT	79	R. Stanley
LG	77	B. Bozeman
C	68	M. Skura
RG	73	M. Yanda
RT	78	O. Brown Jr.
TE	86	N. Boyle
WR	80	M. Boykin
QB	8	L. Jackson
FB	42	P. Ricard
RB	21	M. Ingram II

DEFENSE

DT	96	B. Williams
NT	98	D. Peko Sr.
RUSH	45	J. Ferguson
MLB	57	J. Bynes
WLB	48	P. Onwuasor
SAM	99	M. Judon
DB	44	M. Humphrey
LCB	24	M. Peters
RCB	39	B. Carr
FS	29	E. Thomas III
SS	36	C. Clark

LOS ANGELES RAMS (Head Coach: Sean McVay)

OFFENSE

WR	18	C. Kupp
TE	89	T. Higbee
LT	77	A. Whitworth
LG	63	A. Corbett
C	66	A. Blythe
RG	73	D. Edwards
RT	71	B. Evans
WR	12	B. Cooks
WR	17	R. Woods
QB	16	J. Goff
HB	30	T. Gurley

DEFENSE

DE	90	M. Brockers
NT	69	S. Joseph
DT	99	A. Donald
DE	97	M. Fox
OLB	52	C. Matthews
ILB	58	C. Littleton
LB	50	S. Ebukam
LCB	22	T. Hill
RCB	20	J. Ramsey
SS	24	T. Rapp
FS	32	E. Weddle

GAME SUMMARY

	1	2	3	4	OT	TOTAL	FIELD GOALS (MADE) & MISSED
BALTIMORE	14	14	7	10	0	45	J. Tucker (34)
LOS ANGELES	0	6	0	0	0	6	G. Zuerlein (32, 46)

TEAM	QTR	TIME	PLAY DESCRIPTION (extra point)	DRIVE	SCORE
Ravens	1	7:47	M. Brown 6 yd. pass from L. Jackson (J. Tucker kick)	9-55, 5:48	7-0
Ravens	1	1:31	M. Brown 18 yd. pass from L. Jackson (J. Tucker kick)	7-61, 3:49	14-0
Rams	2	9:45	G. Zuerlein 32 yd. Field Goal	15-61, 6:46	14-3
Ravens	2	4:42	M. Ingram II 1 yd. run (J. Tucker kick)	8-75, 5:03	21-3
Rams	2	1:55	G. Zuerlein 46 yd. Field Goal	6-48, 2:47	21-6
Ravens	2	0:12	W. Snead IV 7 yd. pass from L. Jackson (J. Tucker kick)	7-75, 1:43	28-6
Ravens	3	9:46	M. Ingram II 7 yd. pass from L. Jackson (J. Tucker kick)	10-75, 5:14	35-6
Ravens	4	14:43	W. Snead IV 7 yd. pass from L. Jackson (J. Tucker kick)	17-78, 9:04	42-6
Ravens	4	6:35	J. Tucker 34 yd. Field Goal	11-48, 6:01	45-6

OFFICIALS – Referee: Craig Wrolstad (4), Umpire: Steven Woods (54), Down Judge: Patrick Turner (13), Line Judge: Tripp Sutter (37), Side Judge: Jeff Lamberth (21), Field Judge: Terry Brown (43), Back Judge: Scott Helverson (93), Replay Official: Darryll Lewis

TEAM STATISTICS

	RAVENS	RAMS
First Downs	31 (17-13-1)	14 (2-8-4)
Third Downs	9-15 (60%)	2-9 (22%)
Fourth Downs	3-3 (100%)	1-1 (100%)
Total Net Yards	480	221
Plays – Average	74-6.5	48-4.6
Net Yds Rushing	285	22
Rushes – Average	48-5.9	9-2.4
Net Yards Passing	195	199
Att. – Yds Lost – Gross Pass.	3-13-208	2-13-212
Passes Att. – Comp. – INT	23-16-0	37-26-2
Red Zone	6-7 (86%)	0-2 (0%)
Goal-to-Go	3-3 (100%)	0-0 (0%)
Punts – Average	1-48.0	4-50.0
Penalties – Yards	8-66	8-56
Fumbles – Lost	1-0	1-0
Time of Possession	39:56	20:04

INDIVIDUAL STATISTICS

RAVENS											RAMS										
RUSHING											RUSHING										
M. Ingram II	ATT	YDS	AVG	LG	TD						T. Gurley	ATT	YDS	AVG	LG	TD					
L. Jackson	8	95	11.9	29	0						B. Cooks	1	1	1.0	1	0					
G. Edwards	14	55	3.9	11	0						M. Brown	1	0	0.0	0	0					
J. Hill	8	27	3.4	11	0						J. Goff	1	-1	-1.0	-1	0					
R. Griffin III	3	-3	-1.0	-1	0																
Total	48	285	5.9	29	1						Total	9	22	2.4	15	0					
PASSING											PASSING										
L. Jackson	ATT	CMP	YDS	SK/YD	TD	LG	IN	RT			J. Goff	ATT	CMP	YDS	SK/YD	TD	LG	IN	RT		
R. Griffin III	3	1	39	1/4	0	39	0	81.9													
Total	23	16	208	3/13	5	39	0	137.3			Total	37	26	212	2/13	0	38	2	62.0		
RECEIVING											RECEIVING										
M. Brown	REC	YDS	AVG	LG	TD						R. Woods	REC	YDS	AVG	LG	TD					
S. Roberts	3	39	13.0	16	0						C. Kupp	6	35	5.8	9	0					
M. Boykin	2	54	27.0	39	0						T. Higbee	5	20	4.0	7	0					
M. Andrews	2	45	22.5	38	0						T. Gurley	3	-3	-1.0	4	0					
W. Snead IV	2	14	7.0	7	2						B. Cooks	2	32	16.0	22	0					
N. Boyle	1	7	7.0	7	0						G. Everett	2	23	11.5	15	0					
M. Ingram II	1	7	7.0	7	1						J. Reynolds	2	8	4.0	6	0					
Total	16	208	13.0	39	5						Total	26	212	8.2	38	0					
INTERCEPTIONS											INTERCEPTIONS										
M. Peters	NO	YDS	AVG	LG	TD																
J. Smith	1	7	7.0	7	0																
Total	2	29	14.5	22	0						Total	0	0	0.0	0	0					
SACKS											SACKS										
J. Smith 1-8, M. Judon 1-5											S. Ebukam 1.5-7, M. Brockers 1-4, G. Gaines 0.5-2										
TACKLES (TOP 3)											TACKLES (TOP 3)										
M. Peters 8 (6 solo), J. Ferguson 5 (5 solo), M. Humphrey 5 (5 solo)											C. Littleton 12 (5 solo), T. Rapp 10 (6 solo), E. Weddle 9 (8 solo)										



GAME 12: RAVENS 20, 49ERS 17

Baltimore (10-2) • San Francisco (10-2)

Sunday, December 1, 2019 • 1:02 PM ET • M&T Bank Stadium • Baltimore
Weather: 40°, Rain, Wind E 13 mph • Attendance: 71,029 • Time: 2:56



Pouring rains accompanied stiff winds at M&T Bank Stadium when the Ravens earned a hard-fought 20-17 victory over the 49ers on a K Justin Tucker (the most accurate kicker of all time) 49-yard game-winning FG that smashed through the elements as time expired. The 49ers entered the contest with a 10-1 record. The victory was the Ravens' eighth in a row, the most consecutive wins in one regular season by Baltimore. QB Lamar Jackson weathered the difficult conditions, completing 14 of just 23 passes for 105 yards while rushing for 101, including a key 3-yard dive on fourth-and-1 at the Ravens' 44-yard line on the game-winning drive. That series lasted 6:28 and started at the Ravens' 35. (Jackson became the first QB in NFL history to produce four 100-yard rushing games in a season.) Just as important as the Ravens' winning series were two stops by the defense in the fourth quarter. Early in the period, the Ravens forced a punt and then stopped San Francisco at the Baltimore 35 when DE Chris Wormley tipped a QB Jimmy Garoppolo pass that fell incomplete on fourth-and-1. That became the last offensive play of the day for the 49ers. SF opened the game with an impressive series that ended when Garoppolo hit WR Deebo Samuel with a 33-yard TD strike on a fourth-and-2. After a Garoppolo fumble on his 23, the Ravens tied the game at 7-7 on a 20-yard Jackson-to-TE Mark Andrews TD. In the second quarter, Jackson finished a 13-play drive with a 1-yard hop and skip to the end zone to give Baltimore a 14-7 lead. The 49ers roared back, tying the game on a 40-yard RB Raheem Mostert sweep. A 30-yard Tucker FG gave the Ravens a 17-14 halftime advantage. After Jackson's first lost fumble of the season, the 49ers tied the game at 17 on K Robbie Gould's 32-yard FG. Garoppolo finished 15-of-21 for 165 yards, while Mostert rushed for a career-high 146 yards on 19 carries (7.7 avg.). RB Mark Ingram II added 59 rushing yards for the Ravens. After 12 games, the Ravens have already set a single-season team record with 49 TDs scored.

SAN FRANCISCO 49ERS (Head Coach: Mike Shanahan)

OFFENSE			DEFENSE		
WR	19	D. Samuel	LDE	97	N. Bosa
LT	60	D. Brunskill	LDT	93	D. Jones
LG	75	L. Tomlinson	RDT	99	D. Buckner
C	58	W. Richburg	RDE	91	A. Armstead
RG	68	M. Person	SAM	51	A. Al-Shaair
RT	69	M. McGlinchey	MIKE	54	F. Warner
TE	85	G. Kittle	WILL	57	D. Greenlaw
WR	17	E. Sanders	LCB	25	R. Sherman
RB	26	T. Coleman	RCB	23	A. Witherspoon
FB	44	K. Juszczyk	SS	29	J. Tartt
QB	10	J. Garoppolo	FS	20	J. Ward

BALTIMORE RAVENS (Head Coach: John Harbaugh)

OFFENSE			DEFENSE		
WR	83	W. Snead IV	DT	98	B. Williams
LT	79	R. Stanley	NT	97	M. Pierce
LG	77	B. Bozeman	DE	93	C. Wormley
C	65	P. Mekari	RUSH	45	J. Ferguson
RG	73	M. Yanda	MLB	57	J. Bynes
RT	78	O. Brown Jr.	SAM	99	M. Judon
TE	86	N. Boyle	LCB	44	M. Humphrey
WR	15	M. Brown	SS	29	E. Thomas III
QB	8	L. Jackson	FS	39	B. Carr
RB	21	M. Ingram II	DB	36	C. Clark
FB	42	P. Ricard	RCB	24	M. Peters

GAME SUMMARY

	1	2	3	4	OT	TOTAL	FIELD GOALS (MADE) & MISSED
SAN FRANCISCO	7	7	3	0	0	17	R. Gould 51B (32)
BALTIMORE	7	10	0	3	0	20	J. Tucker (30, 49)

TEAM	QTR	TIME	PLAY DESCRIPTION (extra point)	DRIVE	SCORE
49ers	1	11:53	D. Samuel 33 yd. pass from J. Garoppolo (R. Gould kick)	7-74, 3:07	7-0
Ravens	1	5:41	M. Andrews 20 yd. pass from L. Jackson (J. Tucker kick)	2-23, 0:47	7-7
Ravens	2	11:58	L. Jackson 1 yd. run (J. Tucker kick)	13-84, 7:15	7-14
49ers	2	9:12	R. Mostert 40 yd. run (R. Gould kick)	5-75, 2:46	14-14
Ravens	2	1:58	J. Tucker 30 yd. Field Goal	13-63, 7:14	14-17
49ers	3	3:37	R. Gould 32 yd. Field Goal	14-66, 8:26	17-17
Ravens	4	0:00	J. Tucker 49 yd. Field Goal	12-34, 6:28	17-20

OFFICIALS – Referee: Brad Allen (122), Umpire: Barry Anderson (20), Down Judge: Jim Mello (48), Line Judge: Brian Bolinger (40), Side Judge: Jimmy Russell (82), Field Judge: Steve Zimmer (33), Back Judge: Greg Yette (38), Replay Official: James Oldham

TEAM STATISTICS

	49ERS	RAVENS
First Downs	15 (7-7-1)	21 (14-5-2)
Third Downs	4-12 (33%)	3-10 (30%)
Fourth Downs	1-2 (50%)	2-3 (67%)
Total Net Yards	331	283
Plays – Average	52-6.4	62-4.6
Net Yds Rushing	174	178
Rushes – Average	29-6.0	38-4.7
Net Yards Passing	157	105
Att. – Yds Lost – Gross Pass.	2-8-165	1-0-105
Passes Att. – Comp. – INT	21-15-0	23-14-0
Red Zone	0-1 (0%)	1-2 (50%)
Goal-to-Go	0-0 (0%)	1-1 (100%)
Punts – Average	2-45.0	2-51.5
Penalties – Yards	6-54	3-23
Fumbles – Lost	1-1	1-1
Time of Possession	27:34	32:26

INDIVIDUAL STATISTICS

49ERS											RAVENS																									
RUSHING						ATT					YDS					AVG					LG					TD										
R. Mostert	19	146	7.7	40	1	L. Jackson	16	101	6.3	14	1																									
D. Samuel	1	20	20.0	20	0	M. Ingram II	15	59	3.9	10	0																									
T. Coleman	5	6	1.2	2	0	G. Edwards	6	15	2.5	4	0																									
J. Garoppolo	3	5	1.7	3	0	J. Hill	1	3	3.0	3	0																									
G. Kittle	1	-3	-3.0	-3	0	Total	38	178	4.7	14	1																									
Total	29	174	6.0	40	1	PASSING						ATT					YDS					AVG					LG					TD				
J. Garoppolo	21	15	165	2/8	1	33	0	110.2	L. Jackson	23	14	105	1/0	1	20	0	86.3																			
Total	21	15	165	2/8	1	33	0	110.2	Total	23	14	105	1/0	1	20	0	86.3																			
RECEIVING						REC					YDS					AVG					LG					TD										
E. Sanders	4	41	10.3	18	0	M. Andrews	3	50	16.7	20	1																									
K. Bourne	3	42	14.0	30	0	H. Hurst	3	21	7.0	10	0																									
D. Samuel	2	41	20.5	33	1	M. Ingram II	2	3	1.5	2	0																									
G. Kittle	2	17	8.5	13	0	W. Snead IV	1	12	12.0	12	0																									
R. Mostert	2	8	4.0	5	0	G. Edwards	1	7	7.0	7	0																									
T. Coleman	1	9	9.0	9	0	S. Roberts	1	5	5.0	5	0																									
J. Wilson	1	7	7.0	7	0	N. Boyle	1	4	4.0	4	0																									
Total	15	165	11.0	33	1	P. Ricard	1	2	2.0	2	0																									
INTERCEPTIONS						NO					YDS					AVG					LG					TD										
None						0					0					0.0					0					0										
SACKS						D. Buckner 1-0					SACKS					C. Clark 1-8, E. Thomas III 0.5-0, C. Wormley 0.5-0																				
TACKLES (TOP 3)						F. Warner 11 (8 solo), D. Greenlaw 8 (6 solo), R. Sherman 7 (7 solo)					TACKLES (TOP 3)						M. Humphrey 7 (7 solo), C. Clark 7 (5 solo), J. Bynes 5 (4 solo)																			



GAME 13: RAVENS 24, BILLS 17

Baltimore (11-2) • Buffalo (9-4)

Sunday, December 8, 2019 • 1:02 PM ET • New Era Field • Buffalo

Weather: 43°, Cloudy, Wind SSW 18 mph • Attendance: 69,134 • Time: 3:11



The Ravens clinched a playoff berth and won a franchise-best ninth-straight regular season game in a row with a 24-17 victory over the Bills at New Era Field. The Ravens improved to 11-2, the team's best ever mark after 13 games. Buffalo had its three-game winning streak stopped and fell to 9-4. In a game that featured two of the NFL's best defenses, QB Lamar Jackson threw 3 TD passes and finished 16-of-25 for 145 yards in windy Buffalo. Despite an early 10-0 lead and a 24-9 advantage with 9:49 left in the game, the contest was not decided until the final minutes of play. Baltimore CB Marcus Peters sealed the victory when he batted away a QB Josh Allen pass intended for WR John Brown at the Ravens' 1-yard line with 63 seconds left in the final quarter. With the score 24-17 after an Allen-to-WR Cole Beasley TD and a 2-point conversion with another Allen-to-Beasley connection, the Bills forced a three-and-out and started a drive at their own 28 with 5:27 remaining. Aided by 2 Raven personal fouls and a 26-yard pass interference call, Buffalo had a first down at the Ravens' 18 at the 2-minute warning. After a 2-yard run by RB Devin Singletary, the stout, attacking Ravens defense forced three-consecutive incompletions to secure the win. K Justin Tucker provided the only score in the first quarter when he hit a 36-yard FG. A Jackson-to-TE Nick Boyle 3-yard TD completion gave the Ravens a 10-0, second-quarter lead. A pair of K Stephen Hauschka FGs (36 and 47 yards) made the score 10-6 at the half. The Ravens then came out roaring at the start of the third quarter, scoring on the opening possession on a spectacular 61-yard TD by TE Hayden Hurst on a sharp pass from Jackson. After another Hauschka FG (48 yards) made the score 17-9 after three quarters, Baltimore increased the lead to 24-9 on a Jackson-to-WR Willie Snead IV 4-yard TD before Beasley's score. The Ravens' defense, which held Buffalo to just 122 yards in the first three quarters, sacked Allen 6 times. Jackson joined Michael Vick as the only QBs to ever rush for over 1,000 yards in a single season.

BALTIMORE RAVENS (Head Coach: John Harbaugh)

OFFENSE			DEFENSE		
WR	80	M. Boykin	DT	98	B. Williams
LT	79	R. Stanley	NT	97	M. Pierce
LG	77	B. Bozeman	SAM	99	M. Judon
C	65	P. Mekari	RUSH	45	J. Ferguson
RG	73	M. Yanda	MLB	58	L. Fort
RT	78	O. Brown Jr.	DB	36	C. Clark
TE	86	N. Boyle	DB	24	M. Peters
TE	89	M. Andrews	LCB	44	M. Humphrey
QB	8	L. Jackson	RCB	22	J. Smith
FB	42	P. Ricard	SS	29	E. Thomas III
RB	21	M. Ingram II	FS	39	B. Carr

BUFFALO BILLS (Head Coach: Sean McDermott)

OFFENSE			DEFENSE		
WR	15	J. Brown	LDE	93	T. Murphy
LT	73	D. Dawkins	LDT	97	J. Phillips
LG	67	Q. Spain	RDT	98	S. Lotulelei
C	60	M. Morse	RDE	55	J. Hughes
RG	76	J. Feliciano	LLB	58	M. Milano
RT	70	C. Ford	MLB	49	T. Edmunds
TE	88	D. Knox	RLB	57	L. Alexander
WR	10	C. Beasley	CB	39	L. Wallace
WR	19	I. McKenzie	CB	27	T. White
QB	17	J. Allen	SS	21	J. Poyer
RB	26	D. Singletary	FS	23	M. Hyde

GAME SUMMARY

	1	2	3	4	OT	TOTAL	FIELD GOALS (MADE) & MISSED
BALTIMORE	3	7	7	7	0	24	J. Tucker (36)
BUFFALO	0	6	3	8	0	17	S. Hauschka (36, 47, 48)

TEAM	QTR	TIME	PLAY DESCRIPTION (extra point)	DRIVE	SCORE
Ravens	1	4:56	J. Tucker 36 yd. Field Goal	8-27, 4:20	3-0
Ravens	2	13:31	N. Boyle 3 yd. pass from L.Jackson (J. Tucker kick)	5-24, 2:25	10-0
Bills	2	8:20	S. Hauschka 36 yd. Field Goal	11-55, 5:11	10-3
Bills	2	0:25	S. Hauschka 47 yd. Field Goal	7-20, 1:33	10-6
Ravens	3	13:34	H. Hurst 61 yd. pass from L. Jackson (J. Tucker kick)	3-75, 1:26	17-6
Bills	3	11:26	S. Hauschka 48 yd. Field Goal	7-51, 2:08	17-9
Ravens	4	9:49	W. Snead IV 4 yd. pass from L. Jackson (J. Tucker kick)	9-51, 5:02	24-9
Bills	4	7:00	C. Beasley 3 yd. pass from J. Allen (J. Allen-C. Beasley pass)	7-78, 2:49	24-17

OFFICIALS – Referee: Shawn Smith (14), Umpire: Bryan Neale (92), Down Judge: Mark Hittner (28), Line Judge: Bart Longson (2), Side Judge: Keith Washington (7), Field Judge: Dyrol Prioleau (109), Back Judge: Dino Paganelli (105), Replay Official: Mike Wimmer

TEAM STATISTICS		RAVENS	BILLS	INDIVIDUAL STATISTICS																	
First Downs		18 (6-8-4)	16 (4-7-5)	RAVENS						BILLS											
Third Downs		3-11 (27%)	4-17 (24%)	RUSHING	ATT	YDS	AVG	LG	TD	RUSHING	ATT	YDS	AVG	LG	TD						
Fourth Downs		0-0 (0%)	0-1 (0%)	M. Ingram II	15	50	3.3	9	0	D. Singletary	17	89	5.2	38	0						
Total Net Yards		257	209	L. Jackson	11	40	3.6	16	0	J. Allen	2	9	4.5	7	0						
Plays – Average		59-4.4	68-3.1	G. Edwards	4	20	5.0	7	0	F. Gore	4	6	1.5	6	0						
Net Yds Rushing		118	104	J. Hill	3	8	2.7	9	0	Total	23	104	4.5	38	0						
Rushes – Average		33-3.6	23-4.5	PASSING	ATT	CMP	YDS	SK/YD	TD	LG	IN	RT	PASSING	ATT	CMP	YDS	SK/YD	TD	LG	IN	RT
Net Yards Passing		139	105	L. Jackson	25	16	145	1/6	3	61	1	102.5	J. Allen	39	17	146	6/41	1	37	0	62.6
Att. – Yds Lost – Gross Pass.		1-6-145	6-41-146	Total	25	16	145	1/6	3	61	1	102.5	Total	39	17	146	6/41	1	37	0	62.6
Passes Att. – Comp. – INT		25-16-1	39-17-0	RECEIVING	REC	YDS	AVG	LG	TD	RECEIVING	REC	YDS	AVG	LG	TD						
Red Zone		2-3 (67%)	1-3 (33%)	H. Hurst	3	73	24.3	61	1	D. Singletary	6	29	4.8	13	0						
Goal-to-Go		2-2 (100%)	1-1 (100%)	M. Ingram II	3	29	9.7	15	0	C. Beasley	4	29	7.3	14	1						
Punts – Average		7-44.1	7-42.9	W. Snead IV	3	13	4.3	7	1	J. Brown	3	26	8.7	18	0						
Penalties – Yards		9-99	5-49	M. Brown	3	-2	-0.7	5	0	I. McKenzie	3	25	8.3	24	0						
Fumbles – Lost		0-0	2-1	N. Boyle	2	10	5.0	7	1	D. Knox	1	37	37.0	37	0						
Time of Possession		32:49	27:11	M. Andrews	1	14	14.0	14	0	Total	17	146	8.6	37	1						
				S. Roberts	1	8	8.0	8	0	INTERCEPTIONS	NO	YDS	AVG	LG	TD						
				Total	16	145	9.1	61	3	None	1	0	0.0	0	0						
				INTERCEPTIONS	NO	YDS	AVG	LG	TD	Total	1	0	0.0	0	0						
				None	0	0	0	0	0	T. Edmunds	1	0	0.0	0	0						
				SACKS	NO	YDS	AVG	LG	TD	Total	1	0	0.0	0	0						
				M. Judon 1.5-10.5, L. Fort 1-12, E. Thomas III 1-8, J. Ferguson 1-7, J. Byrnes 1-0, M. Pierce 0.5-3.5	0	0	0	0	0	J. Poyer 10 (5 solo), T. Edmunds 8 (6 solo), Three tied at 7	0	0	0.0	0	0						
				TACKLES (TOP 3)	NO	YDS	AVG	LG	TD	SACKS	J. Hughes 1-6										
				E. Thomas III 7 (6 solo), B. Williams 7 (4 solo), C. Clark 6 (5 solo), M. Humphrey 6 (4 solo)	0	0	0	0	0	TACKLES (TOP 3)	J. Poyer 10 (5 solo), T. Edmunds 8 (6 solo), Three tied at 7										



GAME 14: RAVENS 42, JETS 21

Baltimore (12-2) • New York (5-9)



Thursday, December 12, 2019 • 8:22 PM ET • M&T Bank Stadium • Baltimore
 Weather: 33°, Partly Cloudy, Wind SSE 3 mph • Attendance: 70,545 • Time: 3:00

The Ravens clinched a second-consecutive AFC North title with a franchise regular season-record 10th-straight win when they overwhelmed the Jets, 42-21, at M&T Bank Stadium. And, for the first time in team history, the Ravens improved to 12-2. QB Lamar Jackson, the leading candidate for NFL MVP honors, was spectacular again, throwing 5 TD passes and rushing for 86 yards (8 carries, 10.8 avg.) The second-year standout finished the game with 1,103 yards, which broke an NFL record for QB rushing yards in a season by QB Michael Vick (1,039 in 2006). Producing a 134.4 QB rating for the contest, Jackson was 15-of-23 for 212 yards. Baltimore opened the game with a 13-0 lead on 2 first-quarter TDs: an 6-yard RB Mark Ingram II sprint and a Jackson-to-WR Miles Boykin 5-yard toss (K Justin Tucker missed PAT). Early in the second quarter, the Jets got on the scoreboard with a 4-yard QB Sam Darnold dart to WR Jamison Crowder. A Jackson-to-TE Mark Andrews 1-yarder gave the Ravens a 21-7 lead at the half. The third quarter belonged to the Ravens, scoring 2 TDs – Jackson to rookie WR Marquise Brown (24 yards) and a 33-yarder to WR Seth Roberts – for a 35-7 advantage. The Jets continued to battle and scored early in the fourth on a blocked punt by LB Tarell Basham that was grabbed by LB B.J. Bello, who raced to the end zone (35-13). The Ravens responded with a Jackson-to-Ingram II 10-yard scoring play (42-13). The Jets completed the scoring with another Darnold-to-Crowder TD connection (18 yards). Darnold produced 18 completions on 32 attempts for 218 yards with 1 INT (S Chuck Clark), while RB Le'Veon Bell added 87 rushing yards. Ingram II tallied 76 yards on the ground for the Ravens. Baltimore set two other season team records: Andrews scored his eighth receiving TD, most in Ravens history by a TE, and Brown tied a rookie WR TD mark with his seventh score of the campaign.

NEW YORK JETS (Head Coach: Adam Gase)

OFFENSE		DEFENSE	
WR 11	Ro. Anderson	DL 96	H. Anderson
LT 68	K. Beachum	DL 99	S. McLendon
LG 71	A. Lewis	DL 98	K. Phillips
C 78	J. Harrison	OLB 48	J. Jenkins
RG 77	T. Compton	ILB 58	J. Burgess
RT 72	B. Shell	LB 46	N. Hewitt
WR 82	J. Crowder	DB 37	M. Canady
TE 87	D. Brown	CB 21	N. Hairston
RB 88	T. Montgomery	CB 31	B. Austin
QB 14	S. Darnold	SS 27	D. Roberts
RB 26	L. Bell	FS 20	M. Maye

BALTIMORE RAVENS (Head Coach: John Harbaugh)

OFFENSE		DEFENSE	
WR 15	M. Brown	DT 98	B. Williams
TE 86	N. Boyle	NT 97	M. Pierce
LT 74	J. Hurst	DE 93	C. Wormley
LG 77	B. Bozeman	SAM 99	M. Judon
C 65	P. Mekari	RUSH 45	J. Ferguson
RG 73	M. Yanda	MLB 58	L. Fort
RT 78	O. Brown Jr.	LCB 44	M. Humphrey
TE 81	H. Hurst	SS 29	E. Thomas III
WR 83	W. Snead IV	FS 39	B. Carr
QB 8	L. Jackson	DB 36	C. Clark
RB 21	M. Ingram II	RCB 24	M. Peters

GAME SUMMARY

	1	2	3	4	OT	TOTAL	FIELD GOALS (MADE) & MISSED
NEW YORK	0	7	0	14	0	21	S. Ficken 49B
BALTIMORE	13	8	14	7	0	42	None

TEAM	QTR	TIME	PLAY DESCRIPTION (extra point)	DRIVE	SCORE
Ravens	1	7:49	M. Ingram II 6 yd. run (J. Tucker kick)	9-84, 5:40	0-7
Ravens	1	2:50	M. Boykin 5 yd. pass from L. Jackson (kick failed, wl)	5-61, 2:19	0-13
Jets	2	13:27	J. Crowder 4 yd. pass from S. Darnold (S. Ficken kick)	8-63, 4:23	7-13
Ravens	2	9:43	M. Andrews 1 yd. pass from L. Jackson (M. Ingram II run)	6-75, 3:44	7-21
Ravens	3	5:09	M. Brown 24 yd. pass from L. Jackson	2-24, 0:11	7-28
Ravens	3	0:58	S. Roberts 33 yd. pass from L. Jackson (J. Tucker kick)	7-80, 2:58	7-35
Jets	4	12:07	B. Bello 14 yd. return of blocked punt (kick failed, wr)		13-35
Ravens	4	9:58	M. Ingram II 10 yd. pass from L. Jackson (J. Tucker kick)	5-44, 2:09	13-42
Jets	4	7:35	J. Crowder 18 yd. pass from S. Darnold (S. Darnold-Ro. Anderson pass)	4-64, 2:23	21-42

OFFICIALS – Referee: John Hussey (35), Umpire: Alan Eck (76), Down Judge: Kevin Codey (16), Line Judge: Carl Johnson (101), Side Judge: Jabir Walker (26), Field Judge: Allen Baynes (56), Back Judge: Brad Freeman (88), Replay Official: Terry Valenti

TEAM STATISTICS

	JETS	RAVENS
First Downs	13 (4-9-0)	23 (10-11-2)
Third Downs	6-14 (43%)	2-8 (25%)
Fourth Downs	0-2 (0%)	1-1 (100%)
Total Net Yards	310	430
Plays – Average	57-5.4	59-7.3
Net Yds Rushing	103	218
Rushes – Average	24-4.3	34-6.4
Net Yards Passing	207	212
Att. – Yds Lost – Gross Pass.	1-11-218	1-0-212
Passes Att. – Comp. – INT	32-18-1	24-15-0
Red Zone	2-3 (67%)	4-5 (80%)
Goal-to-Go	1-1 (100%)	3-3 (100%)
Punts – Average	4-51.0	5-36.2
Penalties – Yards	8-94	6-35
Fumbles – Lost	1-1	1-0
Time of Possession	28:22	31:38

INDIVIDUAL STATISTICS

JETS						RAVENS						
RUSHING						RUSHING						
	ATT	YDS	AVG	LG	TD		ATT	YDS	AVG	LG	TD	
L. Bell	21	87	4.1	15	0	L. Jackson	8	86	10.8	25	0	
S. Darnold	1	11	11.0	11	0	M. Ingram II	13	76	5.8	29	1	
T. Montgomery	2	5	2.5	4	0	G. Edwards	5	35	7.0	28	0	
						J. Hill	4	15	3.8	9	0	
Total	24	103	4.3	15	0	R. Griffin III	4	6	1.5	5	0	
						Total	34	218	6.4	29	1	
PASSING						PASSING						
	ATT	CMP	YDS	SK/YD	TD	LG	IN	RT				
S. Darnold	32	18	218	1/11	2	41	1	85.2	L. Jackson	23	15	212
									R. Griffin III	1	0	0
Total	32	18	218	1/11	2	41	1	85.2	Total	24	15	212
RECEIVING						RECEIVING						
	REC	YDS	AVG	LG	TD		REC	YDS	AVG	LG	TD	
J. Crowder	6	90	15.0	41	2	M. Andrews	4	52	13.0	36	1	
Ro. Anderson	4	66	16.5	41	0	M. Brown	4	45	11.3	24	1	
V. Smith	3	40	13.3	31	0	S. Roberts	3	66	22.0	33	1	
L. Bell	2	1	0.5	3	0	H. Hurst	1	19	19.0	19	0	
J. Smith	1	12	12.0	12	0	W. Snead IV	1	15	15.0	15	0	
T. Montgomery	1	5	5.0	5	0	M. Ingram II	1	10	10.0	10	1	
D. Brown	1	4	4.0	4	0	M. Boykin	1	5	5.0	5	1	
Total	18	218	12.1	41	2	Total	15	212	14.1	36	5	
INTERCEPTIONS						INTERCEPTIONS						
	NO	YDS	AVG	LG	TD		NO	YDS	AVG	LG	TD	
None						C. Clark	1	12	12.0	12	0	
Total	0	0	0.0	0	0	Total	1	12	12.0	12	0	
SACKS						SACKS						
T. Basham	1-0					T. Bowser	1-11					
TACKLES (TOP 3)						TACKLES (TOP 3)						
D. Roberts	7	(7 solo), J. Burgess	7	(5 solo)		D. Peko Sr.	6	(2 solo), J. Smith	5	(5 solo),		
M. Maye	5	(5 solo), N. Hewitt	5	(5 solo)		M. Humphrey	4	(4 solo), J. Ferguson	4	(2 solo)		



GAME 15: RAVENS 31, BROWNS 15

Baltimore (13-2) • Cleveland (6-9)

Sunday, December 22, 2019 • 1:02 PM ET • FirstEnergy Stadium • Cleveland
Weather: 49°, Sunny, Wind S 10 mph • Attendance: 67,431 • Time: 3:05



The road to the Super Bowl in the AFC will go through Baltimore. The Ravens clinched homefield advantage for the AFC playoffs, which includes a first-round bye, and won a team-record 11th-consecutive game with their 31-15 victory over the Browns at FirstEnergy Stadium. (The Browns were the last team to defeat the Ravens, 40-25, on Sept. 29 in Baltimore.) QB Lamar Jackson threw 3 TD passes (20-of-31 for 238 yards and a 120.1 QB rating) and rushed for 103 yards to further secure his NFL MVP status. After a scoreless first quarter, the Browns took a 6-0 lead on a 1-yard QB Baker Mayfield flip to TE Demetrius Harris. (PAT was missed.) With 1:50 remaining in the second quarter and no timeouts, the Ravens rallied for 2 TDs to take a 14-6 halftime lead. (Both TDs came on Jackson-to-TE Mark Andrews connections: the initial on a 39-yard scoring play with 1:18 remaining, and the second on a 14-yarder with 9 seconds left.) The Ravens then opened the third quarter with a 13-play, 69-yard drive that ended with a Jackson-to-RB Mark Ingram II 12-yard TD for a 21-6 advantage. Cleveland fought back with a 10-play scoring series that was completed by K Austin Seibert's 47-yard FG. K Justin Tucker added a fourth-quarter FG (31 yards) to put the Ravens up 24-9. A Mayfield-to-WR Odell Beckham Jr. 3-yard TD brought the Browns within 9 at 24-15 (2-point conversion failed) with 8 minutes remaining. The Ravens then went on an 8-play 84-yard TD drive that was finished with RB Justice Hill's 18-yard TD sweep. RB Gus Edwards and Ingram II ran for 66 and 55 yards, respectively, while Andrews caught 6 passes for 93 yards. Mayfield was 20-of-33 for 192 yards with 2 TDs and 1 INT (CB Marlon Humphrey). WR Jarvis Landry caught 7 for 74 yards to lead the Browns. The Ravens outgained the Browns, 481 to 241, while limiting the explosive Cleveland offense to just 3-of-12 on third down.

BALTIMORE RAVENS (Head Coach: John Harbaugh)

OFFENSE		DEFENSE	
WR 15	M. Brown	DT 98	B. Williams
LT 79	R. Stanley	NT 97	M. Pierce
LG 77	B. Bozeman	SAM 99	M. Judon
C 65	P. Mekari	RUSH 45	J. Ferguson
RG 73	M. Yanda	MLB 58	L. Fort
RT 78	O. Brown Jr.	DB 36	C. Clark
TE 86	N. Boyle	DB 22	J. Smith
WR 83	W. Snead IV	LCB 44	M. Humphrey
QB 8	L. Jackson	RCB 24	M. Peters
FB 42	P. Ricard	SS 29	E. Thomas III
RB 21	M. Ingram II	FS 39	B. Carr

CLEVELAND BROWNS (Head Coach: Freddie Kitchens)

OFFENSE		DEFENSE	
WR 80	J. Landry	DE 92	C. Thomas
LT 78	G. Robinson	DT 65	L. Ogunjobi
LG 75	J. Bitonio	DT 98	S. Richardson
C 64	J. Tretter	DE 94	B. Cox
RG 77	W. Teller	WILL 51	M. Wilson
RT 74	C. Hubbard	MIKE 53	J. Schobert
WR 12	K. Hodge	SAM 44	S. Takitaki
WR 13	O. Beckham	CB 21	D. Ward
QB 6	B. Mayfield	CB 26	G. Williams
RB 24	N. Chubb	S 23	D. Randall
TE 83	R. Seals-Jones	S 29	S. Redwine

GAME SUMMARY

	1	2	3	4	OT	TOTAL	FIELD GOALS (MADE) & MISSED
BALTIMORE	0	14	7	10	0	31	J. Tucker (31)
CLEVELAND	0	6	3	6	0	15	A. Seibert (47)

TEAM	QTR	TIME	PLAY DESCRIPTION (extra point)	DRIVE	SCORE
Browns	2	11:53	D. Harris 1 yd. pass from B. Mayfield (kick failed, wl)	9-45, 5:19	0-6
Ravens	2	1:18	M. Andrews 39 yd. pass from L. Jackson (J. Tucker kick)	2-63, 0:32	7-6
Ravens	2	0:09	M. Andrews 14 yd. pass from L. Jackson (J. Tucker kick)	7-75, 0:46	14-6
Ravens	3	7:36	M. Ingram II 12 yd. pass from L. Jackson (J. Tucker kick)	13-69, 7:24	21-6
Browns	3	3:25	A. Seibert 47 yd. Field Goal	10-46, 4:11	21-9
Ravens	4	11:32	J. Tucker 31 yd. Field Goal	12-62, 6:53	24-9
Browns	4	8:01	O. Beckham 3 yd. pass from B. Mayfield (pass failed)	9-75, 3:31	24-15
Ravens	4	3:39	J. Hill 18 yd. run (J. Tucker kick)	8-84, 4:22	31-15

OFFICIALS – Referee: Alex Kemp (55), Umpire: Richard Hall (49), Down Judge: Mike Carr (63), Line Judge: Jeff Bergman (32), Side Judge: Dale Shaw (104), Field Judge: John Jenkins (117), Back Judge: Steve Freeman (133), Replay Official: Mike Chase

TEAM STATISTICS		RAVENS		BROWNS		INDIVIDUAL STATISTICS															
First Downs		31 (16-13-2)	17 (2-10-5)	RAVENS					BROWNS												
Third Downs		7-11 (64%)	3-12 (25%)	RUSHING	ATT	YDS	AVG	LG	TD	RUSHING	ATT	YDS	AVG	LG	TD						
Fourth Downs		0-1 (0%)	0-0 (0%)	L. Jackson	17	103	6.1	15	0	N. Chubb	15	45	3.0	12	0						
Total Net Yards		481	241	G. Edwards	12	66	5.5	10	0	B. Mayfield	2	4	2.0	5	0						
Plays – Average		71-6.8	53-4.5	M. Ingram II	8	55	6.9	27	0	K. Hunt	3	0	0.0	6	0						
Net Yds Rushing		243	57	J. Hill	3	19	6.3	18	1	Total	20	49	2.5	12	0						
Rushes – Average		40-6.1	19-3.0	PASSING	ATT	CMP	YDS	SK/YD	TD	LG	IN	RT	PASSING	ATT	CMP	YDS	SK/YD	TD	LG	IN	RT
Net Yards Passing		238	184	L. Jackson	31	20	238	0/0	3	39	0	120.1	B. Mayfield	33	20	192	0/0	2	33	1	84.4
Att. – Yds Lost – Gross Pass.		0-0-238	1-8-192	Total	31	20	238	0/0	3	39	0	120.1	K. Hunt	0	0	0	1/8	0	0	0	0.0
Passes Att. – Comp. – INT		31-20-0	33-20-1	RECEIVING	REC	YDS	AVG	LG	TD	RECEIVING	REC	YDS	AVG	LG	TD						
Red Zone		3-4 (75%)	2-2 (100%)	M. Andrews	6	93	15.5	39	2	J. Landry	7	74	10.6	33	0						
Goal-to-Go		0-1 (0%)	2-2 (100%)	J. Hill	3	32	10.7	14	0	O. Beckham	4	44	11.0	22	1						
Punts – Average		2-51.0	5-44.0	N. Boyle	3	24	8.0	16	0	K. Hunt	4	33	8.3	12	0						
Penalties – Yards		7-50	7-62	M. Ingram II	2	36	18.0	24	1	R. Seals-Jones	1	23	23.0	23	0						
Fumbles – Lost		3-1	0-0	S. Roberts	2	23	11.5	12	0	S. Carlson	1	7	7.0	7	0						
Time of Possession		34:19	25:41	H. Hurst	1	9	9.0	9	0	K. Hodge	1	6	6.0	6	0						
				M. Boykin	1	8	8.0	8	0	D. Hilliard	1	4	4.0	4	0						
				G. Edwards	1	7	7.0	7	0	D. Harris	1	1	1.0	1	1						
				M. Brown	1	6	6.0	6	0	Total	20	192	9.6	33	2						
				Total	20	238	11.9	39	3	INTERCEPTIONS	NO	YDS	AVG	LG	TD						
										M. Humphrey	1	0	0.0	0	0						
										Total	0	0	0.0	0	0						
										SACKS	None										
										E. Thomas III 0.5-4, J. Ferguson 0.5-4											
										TACKLES (TOP 3)	D. Randall 10 (8 solo), J. Schobert 9 (5 solo), S. Takitaki 6 (4 solo)										



GAME 16: RAVENS 28, STEELERS 10

Baltimore (14-2) • Pittsburgh (8-8)

Sunday, December 29, 2019 • 4:27 PM ET • M&T Bank Stadium • Baltimore

Weather: 46°, Cloudy, Rain, Wind E 7 mph • Attendance: 70,695 • Time: 3:02



Playing without seven starters who have earned Pro Bowls, the Ravens concluded the regular season in a pouring rain with a 28-10 victory over the Steelers, who were fighting to make the playoffs, at M&T Bank Stadium. It was the Ravens' 12th-consecutive win, a team record, to finish with a franchise-best 14-2 mark. With the win came a number of NFL records: the Ravens set a new standard for rushing yards in a season (3,296, breaking the previous record by the 1978 Patriots – 3,165 yards); and became the first team ever to average over 200 yards rushing (206) and passing (201.6) per game. Not to be outdone, the Ravens' defense stepped up against Pittsburgh, limiting the Steelers to just 168 yards, a Baltimore best for 2019. (The Ravens allowed 77 net yards passing, another season low.) And, the Ravens' special teams added a touchdown when S Jordan Richards pounced on a botched punt snap (fumbled by P Jordan Berry) in the end zone in the fourth quarter. The Ravens took a 6-0, first-quarter lead on a pair of K Justin Tucker field goals (45 and 22 yards). The Steelers battled back to take a 7-6 lead on a 4-yard RB Benny Snell Jr. run. Another Tucker FG (42) and a RB Justice Hill 8-yard TD blast gave the Ravens a 16-7 halftime advantage. The Steelers scored their last points to get within 6 at 16-10 on a K Chris Boswell FG (26). An early fourth-quarter Tucker FG (47 yards), followed by Richards' TD, made the score 26-10 with 4:36 remaining. Steelers QB Devlin Hodges was then called for intentional grounding while in the end zone, giving the Ravens a safety and the 28-10 final score. QB Robert Griffin III started his first game in three years, completing 11 of 21 for 96 yards, and he rushed 8 times for 50 more. RB Gus Edwards produced a game- and career-high 130 rushing yards (21 attempts for 6.2 avg.). Snell Jr. rushed for 91 on 18 carries to lead Pittsburgh.

PITTSBURGH STEELERS (Head Coach: Mike Tomlin)

OFFENSE		DEFENSE	
WR 13	J. Washington	DT 97	C. Heyward
LT 78	A. Villanueva	NT 79	J. Hargrave
LG 73	R. Foster	DE 55	D. Bush
C 67	B. Finney	LOLB 90	T. Watt
RG 66	D. DeCastro	ILB 26	M. Barron
RT 71	M. Feiler	ROLB 48	B. Dupree
TE 89	V. McDonald	NB 28	M. Hilton
RB 24	B. Snell Jr.	LCB 23	J. Haden
WR 18	D. Johnson	FS 39	M. Fitzpatrick
QB 6	D. Hodges	SS 34	Te. Edmunds
WR 19	J. Smith-Schuster	RCB 22	S. Nelson

BALTIMORE RAVENS (Head Coach: John Harbaugh)

OFFENSE		DEFENSE	
WR 15	M. Brown	DT 96	D. Peko Sr.
TE 86	N. Boyle	NT 97	M. Pierce
LT 74	J. Hurst	DE 93	C. Wormley
LG 77	B. Bozeman	SAM 99	M. Judon
C 65	P. Mekari	RUSH 45	J. Ferguson
RG 70	P. Ehinger	MLB 57	J. Bynes
RT 78	O. Brown Jr.	LCB 24	M. Peters
WR 80	M. Boykin	SS 36	C. Clark
WR 83	W. Snead IV	FS 39	B. Carr
QB 3	R. Griffin III	DB 44	M. Humphrey
RB 35	G. Edwards	RCB 34	A. Averett

GAME SUMMARY

	1	2	3	4	OT	TOTAL	FIELD GOALS (MADE) & MISSED
PITTSBURGH	0	7	3	0	0	10	C. Boswell (26)
BALTIMORE	6	10	0	12	0	28	J. Tucker (45, 22, 42, 47)

TEAM	QTR	TIME	PLAY DESCRIPTION (extra point)	DRIVE	SCORE
Ravens	1	7:56	J. Tucker 45 yd. Field Goal	11-40, 7:04	0-3
Ravens	1	2:40	J. Tucker 22 yd. Field Goal	9-61, 4:24	0-6
Steelers	2	12:50	B. Snell Jr. 4 yd. run (C. Boswell kick)	10-75, 4:50	7-6
Ravens	2	1:10	J. Tucker 42 yd. Field Goal	9-56, 4:06	7-9
Ravens	2	0:21	J. Hill 8 yd. run (J. Tucker kick)	4-23, 0:24	7-16
Steelers	3	9:55	C. Boswell 26 yd. Field Goal	7-26, 3:21	10-16
Ravens	4	13:29	J. Tucker 47 yd. Field Goal	8-34, 4:13	10-19
Ravens	4	4:36	J. Richards fumble recovery in end zone (J. Tucker kick)		10-26
Ravens	4	4:21	Penalty on D. Hodges enforced in end zone for a Safety		10-28

OFFICIALS – Referee: Bill Vinovich (52), Umpire: Bruce Stritesky (102), Down Judge: Phil McKinnely (110), Line Judge: Mark Perlman (9), Side Judge: Gary Cavaletto (60), Field Judge: Mearl Robinson (31), Back Judge: Steve Patrick (17), Replay Official: Mark Butterworth

TEAM STATISTICS

	STEELERS	RAVENS
First Downs	10 (4-5-1)	19 (15-3-1)
Third Downs	5-12 (42%)	7-16 (44%)
Fourth Downs	0-1 (0%)	1-2 (50%)
Total Net Yards	168	304
Plays – Average	50-3.4	68-4.5
Net Yds Rushing	91	223
Rushes – Average	23-4.0	44-5.1
Net Yards Passing	77	81
Att. – Yds Lost – Gross Pass.	2-18-95	3-15-96
Passes Att. – Comp. – INT	25-9-0	21-11-1
Red Zone	1-2 (50%)	1-3 (33%)
Goal-to-Go	1-2 (50%)	1-2 (50%)
Punts – Average	5-48.8	3-46.7
Penalties – Yards	6-47	6-35
Fumbles – Lost	3-2	1-1
Time of Possession	20:33	39:27

INDIVIDUAL STATISTICS

STEELERS						RAVENS											
RUSHING	ATT	YDS	AVG	LG	TD	RUSHING	ATT	YDS	AVG	LG	TD						
B. Snell Jr.	18	91	5.1	19	1	G. Edwards	21	130	6.2	38	0						
K. Whyte Jr.	3	1	0.3	3	0	R. Griffin III	8	50	6.3	16	0						
J. Berry	1	0	0.0	0	0	J. Hill	10	39	3.9	13	1						
D. Hodges	1	-1	-1.0	-1	0	A. Levine Sr.	1	2	2.0	2	0						
Total	23	91	4.0	19	1	T. McSorley	1	1	1.0	1	0						
PASSING	ATT	CMP	YDS	SK/YD	TD	LG	IN	RT	PASSING	ATT	CMP	YDS	SK/YD	TD	LG	IN	RT
D. Hodges	25	9	95	2/18	0	21	0	47.9	R. Griffin III	21	11	96	3/15	0	20	1	44.9
Total	25	9	95	2/18	0	21	0	47.9	Total	21	11	96	3/15	0	20	1	44.9
RECEIVING	REC	YDS	AVG	LG	TD	RECEIVING	REC	YDS	AVG	LG	TD						
D. Johnson	4	54	13.5	21	0	W. Snead IV	3	22	7.3	10	0						
V. McDonald	2	19	9.5	12	0	H. Hurst	2	35	17.5	20	0						
J. Smith-Schuster	2	6	3.0	11	0	M. Brown	2	15	7.5	8	0						
J. Samuels	1	16	16.0	16	0	J. Hill	1	10	10.0	10	0						
J. Washington	0	0	0.0	0	0	J. Scott	1	6	6.0	6	0						
Total	9	95	10.6	21	0	N. Boyle	1	6	6.0	6	0						
INTERCEPTIONS	NO	YDS	AVG	LG	TD	G. Edwards	1	2	2.0	2	0						
J. Haden	1	0	0.0	0	0	Total	11	96	8.7	20	0						
Total	1	0	0.0	0	0	INTERCEPTIONS	NO	YDS	AVG	LG	TD						
SACKS	C. Heyward 1-7, T. Watt 0.5-4, M. Hilton 0.5-4						SACKS	M. Judon 1-11, B. Carr 1-7									
TACKLES (TOP 3)	D. Bush 12 (11 solo), Te. Edmunds 7 (5 solo), V. Williams 7 (4 solo)						TACKLES (TOP 3)	C. Clark 9 (4 solo), B. Carr 4 (3 solo), P. Onwuasor 4 (2 solo), C. Wormley 4 (1 solo)									



DIVISIONAL: TITANS 28, RAVENS 12

Baltimore (14-3) • Tennessee (11-7)

Saturday, January 11, 2020 • 8:15 PM ET • M&T Bank Stadium • Baltimore

Weather: 69°, Cloudy, Wind S 12 mph • Attendance: 71,254 • Time: 3:13



The Ravens, who earned the AFC's top seed in the playoffs for the first time in franchise history, were stunned by No. 6 seed Tennessee, falling 28-12. Baltimore, led by NFL MVP QB Lamar Jackson, entered the contest on a 12-game win streak, but the Titans won the critical downs and forced the Ravens into 3 turnovers, including an INT by S Kevin Byard on Baltimore's opening possession. (Jackson's pass glanced off the fingertips of TE Mark Andrews, who was playing with an injured ankle.) Titans' QB Ryan Tannehill then capitalized, throwing a 12-yard TD to TE Jonnu Smith, giving Tennessee a 7-0 first-quarter lead. On the opening play of the second quarter, the Ravens, who had gone 8-for-8 on fourth-and-1 attempts during the regular season, tried to convert a fourth-and-1 from their own 45-yard line, but Jackson's effort was thwarted. Tennessee took over, and Tannehill, on the next play from scrimmage, tossed a 45-yard TD pass to WR Kalif Raymond, giving the Titans a 14-0 lead. The Ravens cut into the lead with 2 K Justin Tucker FGs (49 and 22 yards), making the score 14-6 at halftime. To open the third quarter, Baltimore put together a promising 13-play drive, but Tennessee's defense once again stopped Jackson on another fourth-and-1 attempt, taking over at its own 18-yard line. Six plays later, which included a 66-yard run by NFL rushing leader RB Derrick Henry, the Titans were in the end zone again, this time on a trick play with Henry tossing a 3-yard jump pass to WR Corey Davis, giving Tennessee a 21-6 lead. Baltimore turned the ball over on the next play when Jackson was sacked (DT Jurrell Casey) and then fumbled. Tennessee took advantage of the Ravens' mistake again when Tannehill ran for a 1-yard TD for a 28-6 lead. The Ravens managed their first TD of the game early in the fourth quarter when Jackson found TE Hayden Hurst (15 yards). Except for Jackson, who rushed for 143 yards, Baltimore's record-setting run game was held in check as RBs Mark Ingram II and Gus Edwards had 42 combined rushing yards. Jackson completed 31 of 59 passes for 365 yards (Ravens postseason records), becoming the only player in NFL history to record at least 350 passing yards and 100 rushing yards in any game.

TENNESSEE TITANS (Head Coach: Mike Vrabel)

OFFENSE		DEFENSE	
WR 84	C. Davis	NT 90	D. Jones
TE 81	J. Smith	DT 99	J. Casey
LT 77	T. Lewan	OLB 44	K. Correa
LG 76	R. Saffold	ILB 54	R. Evans
C 60	B. Jones	ILB 51	D. Long
RG 64	N. Davis	OLB 58	H. Landry
RT 78	J. Conklin	CB 26	L. Ryan
TE 85	M. Pruitt	CB 35	T. Brock
WR 11	A. Brown	SS 24	K. Vaccaro
QB 17	R. Tannehill	FS 31	K. Byard
RB 22	D. Henry	CB 25	A. Jackson

BALTIMORE RAVENS (Head Coach: John Harbaugh)

OFFENSE		DEFENSE	
WR 15	M. Brown	DT 98	B. Williams
WR 83	W. Snead IV	NT 97	M. Pierce
LT 79	R. Stanley	DE 93	C. Wormley
LG 77	B. Bozeman	SAM 99	M. Judon
C 65	P. Mekari	RUSH 45	J. Ferguson
RG 73	M. Yanda	MLB 58	L. Fort
RT 78	O. Brown Jr.	LCB 44	M. Humphrey
TE 81	H. Hurst	SS 29	E. Thomas III
TE 86	N. Boyle	FS 39	B. Carr
QB 8	L. Jackson	DB 36	C. Clark
RB 21	M. Ingram II	RCB 24	M. Peters

GAME SUMMARY

	1	2	3	4	OT	TOTAL	FIELD GOALS (MADE) & MISSED
TENNESSEE	7	7	14	0	0	28	None
BALTIMORE	0	6	0	6	0	12	J. Tucker (49, 22)

TEAM	QTR	TIME	PLAY DESCRIPTION (extra point)	DRIVE	SCORE
Titans	1	3:36	J. Smith 12 yd. pass from R. Tannehill (G. Joseph kick)	8-35, 4:13	7-0
Titans	2	14:45	K. Raymond 45 yd. pass from R. Tannehill (G. Joseph kick)	1-45, 0:08	14-0
Ravens	2	5:52	J. Tucker 49 yd. Field Goal	12-59, 5:21	14-3
Ravens	2	0:00	J. Tucker 22 yd. Field Goal	14-91, 2:32	14-6
Titans	3	6:54	C. Davis 3 yd. pass from D. Henry (G. Joseph kick)	6-81, 3:01	21-6
Titans	3	4:16	R. Tannehill 1 yd. run (G. Joseph kick)	6-20, 2:28	28-6
Ravens	4	11:04	H. Hurst 15 yd. pass from L. Jackson (pass failed)	10-88, 3:45	28-12

OFFICIALS – Referee: Bill Vinovich (52), Umpire: Barry Anderson (20), Down Judge: Kent Payne (79), Line Judge: Jeff Seeman (45), Side Judge: Eugene Hall (103), Field Judge: Anthony Jeffries (36), Back Judge: Gregory Steed (12), Replay Official: Michael Chase

TEAM STATISTICS		TITANS	RAVENS	INDIVIDUAL STATISTICS																			
First Downs		15 (9-5-1)	29 (10-18-1)	TITANS						RAVENS													
Third Downs		7-13 (54%)	11-18 (61%)	RUSHING		ATT	YDS	AVG	LG	TD	RUSHING		ATT	YDS	AVG	LG	TD						
Fourth Downs		0-0 (0%)	0-4 (0%)	D. Henry	30	195	6.5	66	0	L. Jackson	20	143	7.2	30	0								
Total Net Yards		300	530	R. Tannehill	6	13	2.2	9	1	M. Ingram II	6	22	3.7	7	0								
Plays – Average		53-5.7	92-5.8	A. Brown	1	9	9.0	9	0	G. Edwards	3	20	6.7	19	0								
Net Yds Rushing		217	185	Total	37	217	5.9	66	1	Total	29	185	6.4	30	0								
Rushes – Average		37-5.9	29-6.4	PASSING		ATT	CMP	YDS	SK/YD	TD	LG	IN	RT	PASSING		ATT	CMP	YDS	SK/YD	TD	LG	IN	RT
Net Yards Passing		83	345	R. Tannehill	14	7	88	1/8	2	45	0	109.5	L. Jackson	59	31	365	4/20	1	38	2	63.2		
Att. – Yds Lost – Gross Pass.		1-8-91	4-20-365	D. Henry	1	1	3	0/0	1	3	0	118.8	Total	59	31	365	4/20	1	38	2	63.2		
Passes Att. – Comp. – INT		15-8-0	59-31-2	Total	15	8	91	1/8	3	45	0	111.4	Total	59	31	365	4/20	1	38	2	63.2		
Red Zone		3-3 (100%)	1-4 (25%)	RECEIVING		REC	YDS	AVG	LG	TD	RECEIVING		REC	YDS	AVG	LG	TD						
Goal-to-Go		3-3 (100%)	0-1 (0%)	J. Smith	2	12	6.0	12	1	M. Brown	7	126	18.0	38	0								
Punts – Average		6-52.5	1-44.0	D. Henry	2	7	3.5	8	0	W. Snead IV	6	56	9.3	26	0								
Penalties – Yards		5-20	7-56	K. Raymond	1	45	45.0	45	1	H. Hurst	4	53	13.3	18	1								
Fumbles – Lost		0-0	1-1	M. Pruitt	1	15	15.0	15	0	M. Andrews	4	39	9.8	16	0								
Time of Possession		27:54	32:06	A. Brown	1	9	9.0	9	0	J. Hill	4	26	6.5	14	0								
				C. Davis	1	3	3.0	3	1	M. Boykin	3	26	8.7	13	0								
				Total	8	91	11.4	45	3	S. Roberts	2	30	15.0	26	0								
				INTERCEPTIONS	NO	YDS	AVG	LG	TD	M. Ingram II	1	9	9.0	9	0								
				K. Byard	1	31	31.0	31	0	Total	31	365	11.8	38	1								
				K. Vaccaro	1	3	3.0	3	0	INTERCEPTIONS	NO	YDS	AVG	LG	TD								
				Total	2	34	17.0	31	0	None	0	0	0	0	0								
				SACKS	J. Casey 2-13, K. Correa 1-6, H. Landry 1-1						SACKS												
				TACKLES (TOP 3)	L. Ryan 13 (9 solo), K. Byard 11 (7 solo), R. Evans 7 (6 solo)						E. Thomas III 1-8												
											TACKLES (TOP 3)												
											E. Thomas III 7 (6 solo), B. Williams 6 (5 solo), J. Bynes 6 (2 solo)												

2019 NFL RANKINGS

NATIONAL FOOTBALL LEAGUE

	OFFENSE			DEFENSE		
	TOTAL	RUSH	PASS	TOTAL	RUSH	PASS
Arizona Cardinals	21	10	24	32	24	31
Atlanta Falcons	5	30	3	20	15	22
Baltimore Ravens	2	*1	27	4	5	6
Buffalo Bills	24	8	26	3	10	4
Carolina Panthers	19	14	20	23	29	13
Chicago Bears	29	27	25	8	9	9
Cincinnati Bengals	26	25	19	29	32	21
Cleveland Browns	22	12	22	22	30	7
Dallas Cowboys	*1	5	2	9	11	10
Denver Broncos	28	20	28	12	16	11
Detroit Lions	17	21	10	31	21	32
Green Bay Packers	18	15	17	18	23	14
Houston Texans	13	9	15	28	25	29
Indianapolis Colts	25	7	30	16	7	23
Jacksonville Jaguars	20	17	16	24	28	16
Kansas City Chiefs	6	23	5	17	26	8
Las Vegas Raiders	11	13	9	19	8	25
Los Angeles Chargers	10	28	6	6	18	5
Los Angeles Rams	7	26	4	13	19	12
Miami Dolphins	27	32	12	30	27	26
Minnesota Vikings	16	6	23	14	13	15
New England Patriots	15	18	8	*1	6	2
New Orleans Saints	9	16	7	11	4	20
New York Giants	23	19	18	25	20	28
New York Jets	32	31	29	7	2	17
Philadelphia Eagles	14	11	11	10	3	19
Pittsburgh Steelers	30	29	31	5	14	3
San Francisco 49ers	4	2	13	2	17	*1
Seattle Seahawks	8	4	14	26	22	27
Tampa Bay Buccaneers	3	24	*1	15	*1	30
Tennessee Titans	12	3	21	21	12	24
Washington	31	22	32	27	31	18

* = NFL leader | T = Tied for position

AMERICAN FOOTBALL CONFERENCE

	OFFENSE			DEFENSE		
	TOTAL	RUSH	PASS	TOTAL	RUSH	PASS
Baltimore Ravens	*1	*1	12	3	2	5
Buffalo Bills	10	4	11	2	6	3
Cincinnati Bengals	12	12	8	15	16	11
Cleveland Browns	9	6	10	12	15	6
Denver Broncos	14	10	13	7	9	8
Houston Texans	6	5	6	14	11	16
Indianapolis Colts	11	3	15	8	4	12
Jacksonville Jaguars	8	8	7	13	14	9
Kansas City Chiefs	2	11	*1	9	12	7
Las Vegas Raiders	4	7	4	10	5	14
Los Angeles Chargers	3	13	2	5	10	4
Miami Dolphins	13	16	5	16	13	15
New England Patriots	7	9	3	*1	3	*1
New York Jets	16	15	14	6	*1	10
Pittsburgh Steelers	15	14	16	4	8	2
Tennessee Titans	5	2	9	11	7	13

NATIONAL FOOTBALL CONFERENCE

	OFFENSE			DEFENSE		
	TOTAL	RUSH	PASS	TOTAL	RUSH	PASS
Arizona Cardinals	13	5	14	16	14	15
Atlanta Falcons	4	16	3	10	7	11
Carolina Panthers	12	7	12	11	15	5
Chicago Bears	15	15	15	2	4	2
Dallas Cowboys	*1	3	2	3	5	3
Detroit Lions	10	11	6	15	11	16
Green Bay Packers	11	8	10	9	13	6
Los Angeles Rams	5	14	4	6	9	4
Minnesota Vikings	9	4	13	7	6	7
New Orleans Saints	7	9	5	5	3	10
New York Giants	14	10	11	12	10	13
Philadelphia Eagles	8	6	7	4	2	9
San Francisco 49ers	3	*1	8	*1	8	*1
Seattle Seahawks	6	2	9	13	12	12
Tampa Bay Buccaneers	2	13	*1	8	*1	14
Washington	16	12	16	14	16	8



2019 NFL STANDINGS

AMERICAN FOOTBALL CONFERENCE

EAST DIVISION

TEAM	W	L	T	PCT	PF	PA	NET PTS	HOME	AWAY	CONF	DIV	STREAK
New England Patriots	12	4	0	.750	420	225	195	6-2-0	6-2-0	8-4-0	5-1-0	Loss 1
Buffalo Bills	10	6	0	.625	314	259	55	4-4-0	6-2-0	7-5-0	3-3-0	Loss 2
New York Jets	7	9	0	.438	276	359	-83	5-3-0	2-6-0	4-8-0	2-4-0	Won 2
Miami Dolphins	5	11	0	.313	306	494	-188	3-5-0	2-6-0	4-8-0	2-4-0	Won 2

NORTH DIVISION

TEAM	W	L	T	PCT	PF	PA	NET PTS	HOME	AWAY	CONF	DIV	STREAK
Baltimore Ravens	14	2	0	.875	531	282	249	7-1-0	7-1-0	10-2-0	5-1-0	Won 12
Pittsburgh Steelers	8	8	0	.500	289	303	-14	5-3-0	3-5-0	6-6-0	3-3-0	Loss 3
Cleveland Browns	6	10	0	.375	335	393	-58	4-4-0	2-6-0	6-6-0	3-3-0	Loss 3
Cincinnati Bengals	2	14	0	.125	279	420	-141	2-6-0	0-8-0	2-10-0	1-5-0	Won 1

SOUTH DIVISION

TEAM	W	L	T	PCT	PF	PA	NET PTS	HOME	AWAY	CONF	DIV	STREAK
Houston Texans	10	6	0	.625	378	385	-7	5-3-0	5-3-0	8-4-0	4-2-0	Loss 1
Tennessee Titans	9	7	0	.563	402	331	71	4-4-0	5-3-0	7-5-0	3-3-0	Won 1
Indianapolis Colts	7	9	0	.438	361	373	-12	5-3-0	2-6-0	5-7-0	3-3-0	Loss 1
Jacksonville Jaguars	6	10	0	.375	300	397	-97	3-5-0	3-5-0	6-6-0	2-4-0	Won 1

WEST DIVISION

TEAM	W	L	T	PCT	PF	PA	NET PTS	HOME	AWAY	CONF	DIV	STREAK
Kansas City Chiefs	12	4	0	.750	451	308	143	5-3-0	7-1-0	9-3-0	6-0-0	Won 6
Denver Broncos	7	9	0	.438	282	316	-34	5-3-0	2-6-0	6-6-0	3-3-0	Won 2
Las Vegas Raiders	7	9	0	.438	313	419	-106	5-3-0	2-6-0	5-7-0	3-3-0	Loss 1
Los Angeles Chargers	5	11	0	.313	337	345	-8	2-6-0	3-5-0	3-9-0	0-6-0	Loss 3

NATIONAL FOOTBALL CONFERENCE

EAST DIVISION

TEAM	W	L	T	PCT	PF	PA	NET PTS	HOME	AWAY	CONF	DIV	STREAK
Philadelphia Eagles	9	7	0	.563	385	354	31	5-3-0	4-4-0	7-5-0	5-1-0	Won 4
Dallas Cowboys	8	8	0	.500	434	321	113	5-3-0	3-5-0	7-5-0	5-1-0	Won 1
New York Giants	4	12	0	.250	341	451	-110	2-6-0	2-6-0	3-9-0	2-4-0	Loss 1
Washington	3	13	0	.188	266	435	-169	1-7-0	2-6-0	2-10-0	0-6-0	Loss 4

NORTH DIVISION

TEAM	W	L	T	PCT	PF	PA	NET PTS	HOME	AWAY	CONF	DIV	STREAK
Green Bay Packers	13	3	0	.813	376	313	63	7-1-0	6-2-0	10-2-0	6-0-0	Won 5
Minnesota Vikings	10	6	0	.625	407	303	104	6-2-0	4-4-0	7-5-0	2-4-0	Loss 2
Chicago Bears	8	8	0	.500	280	298	-18	4-4-0	4-4-0	7-5-0	4-2-0	Won 1
Detroit Lions	3	12	1	.219	341	423	-82	2-6-0	1-6-1	2-9-1	0-6-0	Loss 9

SOUTH DIVISION

TEAM	W	L	T	PCT	PF	PA	NET PTS	HOME	AWAY	CONF	DIV	STREAK
New Orleans Saints	13	3	0	.813	458	341	117	6-2-0	7-1-0	9-3-0	5-1-0	Won 3
Atlanta Falcons	7	9	0	.438	381	399	-18	3-5-0	4-4-0	6-6-0	4-2-0	Won 4
Tampa Bay Buccaneers	7	9	0	.438	458	449	9	2-6-0	5-3-0	5-7-0	2-4-0	Loss 2
Carolina Panthers	5	11	0	.313	340	470	-130	2-6-0	3-5-0	2-10-0	1-5-0	Loss 8


WEST DIVISION

TEAM	W	L	T	PCT	PF	PA	NET PTS	HOME	AWAY	CONF	DIV	STREAK
San Francisco 49ers	13	3	0	.813	479	310	169	6-2-0	7-1-0	10-2-0	5-1-0	Won 2
Seattle Seahawks	11	5	0	.688	405	398	7	4-4-0	7-1-0	8-4-0	3-3-0	Loss 2
Los Angeles Rams	9	7	0	.563	394	364	30	5-3-0	4-4-0	7-5-0	3-3-0	Won 1
Arizona Cardinals	5	10	1	.344	361	442	-81	2-5-1	3-5-0	3-8-1	1-5-0	Loss 1

HISTORY



STEVE BISCIOTTI





An emotionally-charged and thrilling six weeks kicked off the Baltimore Ravens' 2012 campaign. Despite playing their first four games in an 18-day span, the Ravens produced a 5-1 record, marking the best start ever under John Harbaugh. Highlighted by a season-opening victory on Monday Night Football against division foe Cincinnati and an exhilarating, last-second triumph over AFC rival

New England, the Ravens immediately demonstrated the type of heart and resolve that would allow them to conquer anything in an NFL season.

Climbing to 9-2, Baltimore tied (2006) the best record to begin a season in franchise history. Following their bye week, the battle-tested Ravens won four-straight games – three of which occurred in hostile road clashes. Though a rash of injuries to key contributors left them shorthanded, the Ravens remained relentless and emerged victorious in hard-fought contests at Cleveland and Pittsburgh. Baltimore's grit was never more on display than in Week 12 at San Diego, when Ray Rice converted a fourth-and-29 catch – later voted "NFL Play of the Year" – to send the game into overtime and help capture the comeback win.

While able to secure the AFC North Title with a decisive victory over the New York Giants in Week 16, the Ravens closed out the regular season by dropping four of their last five games. This stretch included three-consecutive

defeats – two by three points – to begin December, all against emerging playoff contenders. Many outsiders perceived the run of losses to be Baltimore's late-season demise, but the Ravens felt otherwise. As each wintry week passed, the team's resilient chemistry never faded, nor did its genuine belief that the best was yet to come.

On Wild Card weekend, before a sellout M&T Bank Stadium crowd that celebrated and saluted Ray Lewis in his final home game, Baltimore pummeled the Colts, 24-9, kick-starting an incredible playoff run. Holding Indy without a touchdown, the Ravens' defense was led by Lewis, who returned to action for the first time since tearing his triceps in Week 6.

"I think we're all appreciative, grateful for the opportunity to be here and to witness this historic moment in sports," head coach John Harbaugh said after the win. "And, it wasn't just about one guy [Lewis]. Nobody understands it more than the one guy we're talking about. It was about a team. It was about a city, a fan base, a great sport, about a great career."

Fresh off an emotional victory over Indianapolis, Baltimore traveled to No. 1 seed Denver for a Divisional Playoff bout. Riding an 11-game win streak, the heavily-favored Broncos had beaten the Ravens, 34-17, in Charm City four weeks prior.

But despite its underdog status, Baltimore approached the game with the brazen attitude of a champion. It was a boldness reinforced by strength gained while facing adversity throughout the season. It was also a resiliency the team had developed and a brotherhood that leaders such as Harbaugh, Lewis, Terrell Suggs, Joe Flacco and Rice had cultivated from Day One.



LB Ray Lewis emerges from the M&T Bank Stadium tunnel for the final home intro of his career prior to the Wild Card win over Indianapolis (1/6/13).



WR Jacoby Jones secures QB Joe Flacco's deep pass, connecting for a 70-yard TD to send the Divisional Playoff at Denver (1/12/13) into overtime.



As part of 21 unanswered points by Baltimore, WR Anquan Boldin scores a fourth-quarter TD in the 28-13 AFC Championship victory at New England (1/20/13).

In what became the fourth-longest game (4:11) in NFL history, the Ravens outlasted the Broncos, 38-35, in double OT, producing an electrifying victory-turned instant classic.

Facing third-and-three with 31 seconds remaining in regulation, Flacco found Jacoby Jones, who had blazed past defenders down the right sideline, to manufacture an improbable 70-yard touchdown bomb. The crowd-silencing connection cut the deficit to 1, with Justin Tucker then quickly tying the game at 35 to force overtime. Near the end of the extra period, Corey Graham intercepted Peyton Manning, ultimately setting up a 47-yard game-winning field goal by Tucker in double OT and sealing the Ravens' 38-35 win.

"Thanks for bearing witness to one of the greatest football games you're ever going to see," stated Harbaugh after the victory, which sent Baltimore to the AFC Championship for a second-straight season and third time in five years. "That football game did the game of football proud."

Next up was an AFC Title bout with the No. 2 seed Patriots, who just 12 months prior had knocked out Baltimore in the exact same setting. Though the Ravens' hearts were battered following the 2011 playoff loss, the defeat served as an influential lesson and a unifying force. It was an outcome that simultaneously marked the bitter end of a poignant journey, but also some inspiration for a determined 2012 Ravens team.

All season long, as they grinded away for a chance to finish what they had started the year before, the Ravens got what they wanted. And this time, they didn't disappoint.

The Patriots, who owned the NFL's No. 1-ranked and highest-scoring offense, were shut out in the second half by a dominant Ravens' "D" that found ways to constantly frazzle Tom Brady and pummel his normally-potent attack. In defeating New England, 28-13, Baltimore clinched a berth in Super Bowl XLVII, seizing the franchise's second conference title.

"Congratulations to our players, to our coaches," Harbaugh said. "[Tonight] was about a football team playing really good football in one of the biggest moments that football has to offer, and that's what I am so proud of as a football coach."

On Feb. 3, 2013, the AFC Champion Ravens battled the NFC Champion 49ers in Super Bowl XLVII. It was the first time in NFL history that two brothers, John and Jim Harbaugh, faced each other as head coaches in a championship game.

"We've seen it all this year," Harbaugh stated before the game. "We've had injuries; we've had adversity; we've had exhilaration; we've had great moments. That's what a season is made of. The team that navigates all these things the best, in the end, will be the one true champion."

And in the end, no team navigated its voyage better than the 2012 Ravens. In what would become a timeless NFL masterpiece – one bursting with drama at every turn – Baltimore defeated San Francisco, 34-31, becoming the NFL's one true champion.

After taking an early 28-6 lead, the Ravens produced a valiant goal-line stand to clinch their second Super Bowl title. Overcoming a feverish 49ers' second-half comeback and a bizarre 34-minute power outage in the third quarter, Baltimore started fast and finished strong, all while entertaining millions of spectators around the globe.

Spurred by Flacco, who was named the game's MVP after completing 22-of-33 passes for 287 yards and three touchdowns, the Ravens capped a remarkable journey – one that will forever live in football lore.


"We've got a lot of resolve. That's why we won the game," stated Harbaugh, who with the victory set an NFL record for most playoff wins (nine) in a head coach's first five seasons. "It wasn't perfect, it wasn't pretty, but it was us."



John Harbaugh hoists the Lombardi Trophy following the Ravens' thrilling 34-31 victory over San Francisco in Super Bowl XLVII (2/3/13).



SUPER BOWL XXXV



The young and brash Baltimore Ravens began the 2000 NFL season talking playoffs and ended the year as World Champions, thanks to one of the most dominant defenses in pro football history.

The Ravens' Super Journey began with an ominous regular season schedule that included five road games in seven weeks. In the middle of it all was a five-game streak without a touchdown.

Thankfully, the drought never divided the team.

The race toward the Lombardi Trophy was not without its hurdles: Ray Lewis rebounded from a trying offseason; Trent Dilfer, now a Raven, returned to Tampa Bay for the Super Bowl; an emotional Jermaine Lewis dedicated a superb performance to the memory of his stillborn son. Still, the team rallied the season, and it made the hard-fought victory that much sweeter.

The journey was about the coming of age for talented young players like Jamal Lewis, Chris McAlister and Duane Starks. It also belonged to tough veterans like Rod Woodson, Ray Lewis, Rob Burnett, Shannon Sharpe, Matt Stover, Michael McCrary and Jonathan Ogden.

And the journey also belonged to the fans of Baltimore. The fans numbered in the thousands at the downtown sendoff at Harbor Place. Banners and promises hung in the air, and none would be broken.

While the hometown fans would celebrate with seven-straight days of purple pride, the team took off for Tampa for a week of preparation before the ultimate contest. On Sunday, Jan. 28, 2001, the Ravens kept their promise and defeated the New York Giants, 34-7.

Ray Lewis earned Super Bowl XXXV MVP honors, as well as Defensive Player of the Year. The Ravens tied a Super Bowl record with four INTs, and they were only the third team in NFL history to not commit a turnover in a Super Bowl. The most exciting new record? Perhaps three successive scores on three seesaw plays. The back-to-back kickoff returns for TDs were yet another new record.

Following the game, owner Art Modell lifted the Lombardi Trophy in the air and said: "To the people of Baltimore City, Baltimore County and the State of Maryland, this belongs to you. From the bottom of my heart, thank you."

When the Ravens flew home on that beautiful, blue-sky Monday after the Super Bowl, they heard about the parade scheduled in their honor for the next day. The icy downpour that Tuesday phased no one. Hundreds of thousands of fans ignored the rain and cold and waited for their heroes to ride by on Baltimore's crowded city streets.

Later, the entire organization was invited to the White House in June to meet President George W. Bush.

Francine Lubera and Kevin Byrne of the Ravens' public relations office chronicled the run to the Super Bowl in the book "Super Journey: Diary of the Ravens World Championship Season" (above left), published in July of 2001.



RAVENS HISTORY

COLTS HISTORY

12/28/46 - Baltimore was awarded the bankrupt Miami Seahawks franchise of the All-America Football Conference. Re-named Colts via a fan contest.

12/8/49 - AAFC/NFL reached merger agreement. Colts entered the NFL for 1950 season.

12/19/50 - Colts finished 1-11 in their first NFL season with a 15-14 loss to the New York Yanks at Yankee Stadium. The Yanks later became the Baltimore Colts.

1/18/51 - Franchise withdrew from league and received \$50,000 for players by the NFL.

1951-52 - No Colts team existed.

12/3/52 - Commissioner Bert Bell challenged Baltimore to sell 15,000 tickets in six weeks to re-enter NFL. The ticket drive reached its quota in four weeks, three days.

10/1/53 - Carroll Rosenbloom headed an ownership group and Baltimore was awarded the Dallas Texans' franchise.

12/28/58 - Colts defeated NYG, 23-17, at Yankee Stadium for World Championship. That game sparked the emergence of the NFL as a televised sports giant.

12/27/59 - The Colts won their second-straight World Championship over the Giants, in Baltimore, 31-16.

1/8/63 - Don Shula replaced Weeb Ewbank as head coach.

12/27/64 - Browns beat Colts, 27-0, in Cleveland for NFL title. Art Modell wins first title.

6/8/66 - NFL and AFL announced plans to merge in 1970. Colts, Browns and Steelers later joined AFC in NFL's realignment.

1/12/69 - Jets defeated Colts, 16-7, in Super Bowl III at the Orange Bowl after Joe Namath guaranteed a New York victory.

3/3/70 - Don Shula resigned to become head coach of the Miami Dolphins.

1/17/71 - Jim O'Brien kicked a 32-yard FG with five seconds left as Colts won Super Bowl V vs. Dallas, 16-13, in first AFC-NFC Super Bowl.

7/26/72 - Robert Irsay traded the L.A. Rams to Carroll Rosenbloom for the Colts.

1/15/75 - Ted Marchibroda named head coach.

4/26/83 - Colts selected John Elway with No. 1 pick in NFL draft, but traded him to Denver for T Chris Hinton, QB Mark Herrmann and Denver's top pick in 1984.

12/18/83 - In the last NFL regular season game in Memorial Stadium (until 1996), the Colts beat the Oilers, 20-10. TE Pat Beach scored the last TD on 12-yard pass from QB Mike Pagel.

3/28/84 - Colts franchise relocated to Indianapolis.

RAVENS HISTORY

1995

11/6 - Cleveland Browns announced intention to move to Baltimore for 1996 season.

1996

2/9 - NFL approved franchise move.

2/15 - Ted Marchibroda was named the Ravens' first head coach 21 years and one month to the day he was hired by the Baltimore Colts in 1975.

3/29 - Baltimore's NFL franchise was officially named "Ravens" after a *Baltimore Sun* telephone poll received a record number of calls supporting the name.

4/1 - The Ravens opened their first Owings Mills training facility with start of offseason program.

6/5 - The new Ravens' logo, colors and uniforms were unveiled in a fashion show at Harborplace in downtown Baltimore City.

6/14 - Ravens sold over 50,000 season tickets in 14 days.

9/1 - The Ravens' first-ever regular season game was played before 64,124 fans at Memorial Stadium, the largest crowd in Baltimore professional sports history. QB Vinny Testaverde scored the first TD on a 9-yard run to propel the Ravens to a 19-14 win over the Raiders.

12/22 - The Ravens concluded their inaugural season with a 4-12 record following a 24-21 loss to the Houston Oilers. The Ravens were 4-4 at home, and 0-8 on the road. The team sold out all 10 home games, including the two preseason games. Baltimore held a second-half lead in 10 of its 11 final games, but won only two. QB Vinny Testaverde was voted to the Pro Bowl after throwing for 4,177 yards and 33 TDs. WRs Michael Jackson and Derrick Alexander both eclipsed the 1,000-yard receiving mark and combined for 23 TDs.

1997

3/18 - The Ravens and Western Maryland College (now McDaniel College) entered into a five-year agreement to hold training camp at the Westminster, MD, campus.

12/14 - Baltimore defeated Tennessee, 21-19, in the final game at Memorial Stadium. Of the 16 regular season games played by the Ravens at Memorial Stadium, 13 were televised and all were sold out.

12/21 - Baltimore dropped a 16-14 game at Cincinnati to finish the season 6-9-1. T Jonathan Ogden was named consensus All-Pro and voted as a starter to the Pro Bowl. LB Ray Lewis led the NFL in tackles with 210 and was voted first alternate to the Pro Bowl, then selected as a "needs" player by coach Bill Cowher.

1998

2/14 - The Ravens traded for QB Jim Harbaugh (from Ind.), the first of several key offseason acquisitions, including RB Errict Rhett (2/17), FB Roosevelt Potts (2/24) and CB Rod Woodson (2/25).

RAVENS HISTORY

9/5 - The new NFL Stadium at Camden Yards (later named PSINet Stadium) was the backdrop for an opening gala that included fireworks, a Stevie Wonder/Baltimore Symphony Orchestra concert and a spectacular laser show.

9/6 - The Ravens opened their new NFL Stadium in downtown Baltimore before a host of dignitaries, a packed house and the Steelers. The Ravens lost, 20-13.

12/28 - After a 6-10 finish, the Ravens did not renew Ted Marchibroda's contract. Six Ravens represented the AFC in the Pro Bowl: LB Peter Boulware, WR/RS Jermaine Lewis, LB Ray Lewis, DE Michael McCrary, T Jonathan Ogden and S Bennie Thompson (special teamer).

1999

1/19 - Brian Billick became the second head coach in Ravens history when he accepted a six-year contract from owner Art Modell. Billick, the highly successful offensive coordinator for Minnesota, directed a Vikings' attack that set a variety of NFL and team records, including the league's single-season scoring mark of 556 points in 1998.

1/26 - PSINet Inc., the first and largest independent commercial Internet provider, announced a 20-year partnership to develop a global network for the Ravens. With the agreement, the new facility was named PSINet Stadium.

1/30 - Ravens executive vice president of player personnel Ozzie Newsome was selected for induction into the Pro Football Hall of Fame, along with Lawrence Taylor, Eric Dickerson, Tom Mack and Billy Shaw. Newsome was the NFL's all-time leading tight end in pass receptions until Shannon Sharpe eclipsed the record in 2001.

9/12 - Brian Billick's debut as head coach was spoiled in the season opener, as St. Louis defeated the Ravens, 27-10, in the TransWorld Dome. QB Kurt Warner had his first NFL start.

12/26 - The Ravens recorded their first-ever shutout, a 22-0 win over Cincinnati. The victory completed a perfect December and gave the Ravens a franchise-high eight victories. Five players (LB Peter Boulware, LB Ray Lewis, DE Michael McCrary, T Jonathan Ogden and S Rod Woodson) were named to the Pro Bowl. The Ravens' defense finished second in the NFL, and in the team's 6-3 finish, Baltimore outscored opponents, 324-277.

2000

2/22 - The Ravens signed seven-time Pro Bowl TE Shannon Sharpe, an unrestricted free agent who had starred for 10 years with the Denver Broncos. Sharpe caught 552 passes for 6,983 yards and 44 TDs for Denver.

3/27 - NFL owners approved the sale of 49% of the Ravens to Anne Arundel County (MD) business executive Steve Bisciotti. In it, Bisciotti had an option to purchase the remaining 51% for \$325 million in 2004.

SEPT. - The Ravens opened the 2000 season with a 16-0 win at Pittsburgh in their last visit to Three Rivers Stadium on 9/3. They won three of their first four games, including a dramatic

39-36 win over Jacksonville (their first win over the Jaguars) and a 37-0 shutout over Cincinnati.

OCT. - Baltimore finished October at 2-3, and did not score a TD during the month. Trent Dilfer replaced Tony Banks at QB on 10/29 vs. Pittsburgh.

NOV./DEC. - Baltimore won its final seven regular season games by a combined score of 193-63. On 11/26, Earnest Byner was the first inductee to the Ravens' Ring of Honor (Ravens won 44-7 vs. Cleveland). On 12/10, Art Modell was honored in pre-game ceremonies for his 40 years of ownership. That day, the Ravens earned their first playoff berth, defeating San Diego, 24-3.


12/24 - The Ravens' defense set a 16-game record by allowing only 165 total points. Baltimore also set an NFL record by allowing only 970 yards rushing. The Ravens finished 12-4 after beating the New York Jets, 34-20, on Christmas Eve. Rookie RB Jamal Lewis rushed for a team-record 1,364 yards in 2000.

12/31 - The Ravens defeated the Denver Broncos, 21-3, in an AFC Wild Card Playoff Game at PSINet Stadium, the first home playoff game in Baltimore since 1977. Jamal Lewis rushed for 110 yards on 30 carries and scored twice, while the defense allowed Denver's rushing attack only 42 yards on the ground.

2001

1/2 - LB Ray Lewis won NFL Defensive Player of the Year honors from *The Associated Press*.

1/7 - The Ravens scored 14 fourth quarter points to defeat Tennessee, 24-10, at Adelphia Coliseum to advance to the AFC Championship. The go-ahead TD was a 90-yard return by Anthony Mitchell off a blocked FG; then, Ray Lewis scored on a 50-yard INT return to seal the win.



LB Ray Lewis was named the 2000 NFL Defensive Player of the Year and Super Bowl XXXV MVP after the Ravens' win (34-7) over the New York Giants.

RAVENS HISTORY

1/14 - The Ravens traveled to Oakland and defeated the Raiders, 16-3, in the AFC Championship game to advance to Super Bowl XXXV. TE Shannon Sharpe scored on an NFL postseason-record 96-yard pass from Trent Dilfer. The Ravens limited the Raiders to 24 rushing yards.

1/28 - The Ravens defeated the New York Giants, 34-7, to capture their first World Championship in Super Bowl XXXV, played at Raymond James Stadium in Tampa, FL. Ray Lewis was named Super Bowl MVP and only Ron Dixon's 97-yard KOR for a TD averted a shutout against the Giants. A Super Bowl record was set when three TDs were scored in a span of 36 seconds, including Duane Starks' 49-yard INT return and Jermaine Lewis' 84-yard KOR.

1/30 - Over 200,000 people turned out on a cold, rainy day to attend the Baltimore Ravens' victory parade.

JULY/AUG. - The Ravens opened training camp as defending World Champions with the entire nation watching, as HBO's *Hard Knocks: Training Camp with the Baltimore Ravens* debuted with the Ravens as the featured team.

9/9 - The Ravens won their 12th-consecutive game and second-consecutive opener with a 17-6 win over the Chicago Bears at PSINet Stadium. On 9/11, the World Trade Center collapsed and the Pentagon was hit, following terrorist attacks.

10/21 - Matt Stover broke the NFL record for most consecutive games with a FG, snapping Fred Cox's old mark of 31, when he booted two three-pointers in a 24-14 loss to the Browns at Cleveland Browns Stadium. Stover's streak ended at 38 games with a missed FGA on 12/16 vs. Pittsburgh.

11/18 - TE Shannon Sharpe became the NFL's all-time leading pass-catching TE (surpassing Ozzie Newsome's mark of 662), when Sharpe caught a 29-yard pass on the fifth play of the game vs. the Cleveland Browns. He finished the 2001 season with 692 career receptions for 8,604 yards, both then-all-time NFL highs for a TE.

12/2 - S Rod Woodson set an NFL record by returning a Peyton Manning INT 47 yards for a TD, his 10th career TD on an INT return, in a 39-27 win over Indy. Woodson's TD snapped a tie with Ken Houston (nine career INT-TDs).

12/23 - RB Corey Dillon of the Bengals rushed for 127 yards, snapping the Ravens' streak of 50 games (including playoffs) of not allowing a 100-yard rusher, the longest streak since the 1989-1992 Eagles had a 53-game streak. The Ravens scored their third consecutive home shutout over the Bengals (16-0), the first time in 24 years (1975-77, Oakland over San Diego) that a team had three straight home shutouts over the same opponent.

2002

1/2 - Six Ravens from the 2001 season were selected to play in the Pro Bowl, tying the team mark set in 1998. Selected were LB Ray Lewis, T Jonathan Ogden, DT Sam Adams, RS Jermaine Lewis, TE Shannon Sharpe and S Rod Woodson.

1/7 - The Ravens played a postponed regular season game

against Minnesota at Ravens Stadium and defeated the Vikings, 19-3, allowing Baltimore to advance to the playoffs. The game had been scheduled for Monday, 9/17, but was re-scheduled because of the 9/11 terrorist attacks on the United States. The victory gave the Ravens a 10-6 record and clinched a Wild Card spot as the AFC's fifth seed. LB Peter Boulware set a team record with four sacks vs. the Vikings to finish as the AFC's leading sacker with 15.

1/13 - The Baltimore Ravens traveled to Miami and defeated the Dolphins, 20-3, in an AFC Wild Card Playoff game. Baltimore set a playoff team record with 226 rushing yards on 50 carries. The Ravens became the first team in NFL history to win its first five playoff games. Only Joe Gibbs, who won his first six playoff games, surpassed Brian Billick's mark of five (tied with Tom Flores).

1/20 - After five-consecutive playoff wins (including the Super Bowl run in 2000), the Ravens were stopped at Heinz Field with a 27-10 loss to the Pittsburgh Steelers in the AFC Divisional Playoff game. The Steelers jumped to a 20-0 first-half lead and stifled Baltimore's offense. Baltimore's only TD came when RS Jermaine Lewis set a then NFL playoff record with an 88-yard punt return for a score in the third quarter.

5/15 - The Ravens and McDaniel College (formerly Western Maryland College) announced a three-year contract extension to keep Ravens training camp in Westminster, MD, through the 2004 season.

9/8 - With the youngest team in NFL history (19 first-year players), the Ravens dropped their first two games at Carolina (10-7) and at home (9/15) vs. the Buccaneers (25-0). A moving tribute was paid to Hall of Fame QB Johnny Unitas prior to the game, and QB Chris Redman, a close friend and admirer, wore black hightops in honor of his hero. Johnny Unitas passed away on 9/11.

9/30 - CB Chris McAlister ran into the NFL record books against Denver. With one second remaining in the first half, Broncos K Jason Elam's FGA was short. McAlister caught it in the end zone and returned it 107 yards for a TD – the then-longest play of any kind in league history. The previous record was 106 yards (3 KORs), last accomplished by Roy Green in 1979. Baltimore won 34-23. S Ed Reed blocked the first punt in Ravens history, leading to the Ravens' second TD of the second quarter against the Broncos.

10/20 - QB Johnny Unitas and seven of his Hall of Fame Colts teammates were enshrined into the Ring of Honor at Ravens Stadium in front of a sellout crowd of 69,173 fans. Enshrined with Unitas were: WR Raymond Berry, RB Lenny Moore, DT Art Donovan, DE Gino Marchetti, TE John Mackey, OT Jim Parker and LB Ted Hendricks. A bronze statue of Unitas' likeness was sculpted by local Baltimore artist Frederick Kail and dedicated at Gate A, newly-named Unitas Plaza. In a joint effort, the Baltimore Ravens, Art Modell, the Steve Bisciotti family, and others commissioned the project.

12/29 - The Ravens lost their final game of the season at Pittsburgh (34-31) in a heart-breaking nail-biter. Hopes of

RAVENS HISTORY

a playoff berth ended, as the Ravens finished with a 7-9 record. Three Ravens players traveled to Hawaii for the Pro Bowl: T Jonathan Ogden, LB Peter Boulware and first-timer TE Todd Heap.

2003

JAN./FEB. - Ozzie Newsome was named the NFL's first minority general manager. The executive VP and GM promoted three members of his staff: Phil Savage, player personnel director; George Kokinis, pro personnel director; and Eric DeCosta, college scouting director. Former Bears Hall of Fame LB Mike Singletary launched his coaching career when he was hired by the Ravens as the team's LBs coach. Art Modell entered his 43rd (and final) year in the NFL as a franchise owner.

5/6 - Ravens Stadium was re-named M&T Bank Stadium in a press conference held at the stadium. The 15-year, \$75 million agreement included naming rights, as well as jointly administered community-based programs. The then-147-year-old M&T Bank was headquartered in Buffalo, NY.

9/2 - The average age of the Ravens was only 25.8 years at roster cutdown. Baltimore had 11 first- and second-year players on the roster; seven rookies and 11 second-year veterans. The average years of experience was just four. The Ravens were the third-youngest team in the NFL (Cleveland, 24.8 and Chicago, 25.3).

9/14 - Baltimore rolled over the Cleveland Browns, 33-13, at M&T Bank Stadium. In that home opener, RB Jamal Lewis broke a then-NFL record with 295 yards rushing on 30 carries and 2 TDs. In the game at Cleveland (12/21), Lewis rushed for 205 yards, setting the NFL mark for rushing yards in a season versus the same team – 500 yards.

12/18 - A team-record eight players were voted to the Pro Bowl (most in NFL, tied with the Chiefs): LB Ray Lewis, S Ed Reed, LB Peter Boulware, T Jonathan Ogden, TE Todd Heap, RB Jamal Lewis, CB Chris McAlister and LB/Special Teamer Adalious Thomas.

12/28 - Art Modell was inducted into the Ring of Honor at M&T Bank Stadium in the final game of the season, a 13-10 OT win over Pittsburgh. Baltimore finished 10-6, winning its first-ever AFC North Division title.

12/31 - RB Jamal Lewis and LB Ray Lewis were named *The Associated Press* NFL Offensive and Defensive Players of the Year, respectively, while LB Terrell Suggs was named AP NFL Defensive Rookie of the Year.

2004

1/3 - The Ravens lost, 20-17, to the Titans in the AFC Wild Card game at M&T Bank Stadium on Gary Anderson's game-winning kick (46-yard FG), with 29 seconds remaining.

2/4 - Jim Fassel, former head coach of the NY Giants, was named senior consultant/offense for the Baltimore Ravens. It marked the first time two Super Bowl head coaches (Brian Billick the other) were on the same staff.

4/9 - The NFL approved Ravens new owner Steve Bisciotti's purchase of the club.



The NFL approved new owner Steve Bisciotti's purchase of the Baltimore Ravens in April 2004.

4/13 - The Ravens and McDaniel College extended their partnership six years to keep training camp in Westminster through 2010. The deal included installation of Sportexe Momentum Turf on the college's main athletic field with both parties sharing costs.

10/4 - Former Ravens Pro Bowl DE Michael McCrary, who retired in 2002, was inducted into the Smyth Jewelers Ring of Honor at halftime of the Ravens' Monday Night ABC contest vs. KC. The Chiefs won, 27-24.

10/15 - Ravens moved into their new 200,000-sq.ft. training facility in Owings Mills, MD, during the bye week. The new state-of-the-art headquarters became home to over 200 Ravens employees.

12/22 - Five Ravens were named to the Pro Bowl: T Jonathan Ogden (eighth), LB Ray Lewis (seventh), S Ed Reed (second), CB Chris McAlister (second) and LB Terrell Suggs (first).

2005

1/2 - Finishing the 2004 season with a 9-7 record, the Ravens fell one game short of the playoffs. Baltimore produced a 6-2 mark at M&T Bank Stadium and a 3-5 record on the road. Injuries caused regular starters to miss 53 games, including the entire season for Pro Bowl LB Peter Boulware. Other Pro Bowlers who missed considerable time included: TE Todd Heap (10), RB Jamal Lewis (four), LT Jonathan Ogden (four), and CB Deion Sanders (seven). C Mike Flynn missed the first seven games.

1/7 - S Ed Reed was named the 2004 NFL Defensive Player of the Year by the *Associated Press*, becoming the second Raven in as many years to win the award. LB Ray Lewis won the award twice (2000, 2003).

1/12 - Jim Fassel and Rex Ryan (1/20) were promoted to offensive and defensive coordinators, respectively. Clarence

RAVENS HISTORY

Brooks (formerly with Miami) replaced Rex Ryan as D-line coach. Chris Foerster (former Miami offensive coordinator) was named offensive line/assistant head coach. Rick Neuheisel was named QBs coach. Fassel's son, John, was hired as an offensive assistant.

2006

1/1 - Baltimore finished 2005 with a disappointing 6-10 record, going 6-2 at home and netting zero wins on the road. The 67 games lost to injured starters were third most in the NFL, with 10 games to Ray Lewis (thigh), six to Ed Reed (ankle) and seven to Kyle Boller (toe). Season highlights included two national games, a 48-3 win over Green Bay (12/19) and a 30-23 win against Minnesota (12/25) on Christmas night that knocked the Vikings out of the playoffs. One of the victories was a 16-13 OT win over the eventual Super Bowl Champion Steelers. T Jonathan Ogden was selected to his ninth-straight Pro Bowl appearance.

6/8 - Three-time Pro Bowler and 2003 co-MVP QB Steve McNair joined the Ravens in a trade with Tennessee in exchange for a 2007 Baltimore draft pick. McNair would go on to start at QB for the Ravens in 2006, and he became just the third player in NFL history to throw for 30,000 career passing yards and 3,500 rushing yards. He joined Hall of Famers Fran Tarkenton and Steve Young in that group.

9/10 - Baltimore shut out Tampa Bay (27-0) in the opener at Raymond James Stadium and posted a second shutout vs. Pittsburgh (also 27-0) on Nov. 26.

10/16 - Head coach Brian Billick took over coordinating the offense after the Ravens lost two in a row, falling to 4-2. Baltimore won five-straight games and four out of the last five contests on the season.

11/5 - Former LB Peter Boulware, who retired in 2006, was inducted into the Smyth Jewelers Ring of Honor at M&T Bank Stadium in an emotional halftime ceremony. In addition to family and former teammates, he was joined by Steve Bisciotti and Art Modell. Peter's younger brother Michael, a Seahawks' safety, spoke in personal terms to his brother in a pre-recorded message that was shown on the RavensVision video boards. Boulware, genuinely moved, spoke to the crowd of 69,143 Ravens fans. Baltimore defeated Cincinnati, 26-20, and carried a 6-2 record into the second half of the season.

12/22 - Three Ravens were named as starters in the Pro Bowl: T Jonathan Ogden, LB Adalius Thomas and S Ed Reed. CB Chris McAlister and LB Terrell Suggs received Pro Bowl nods as reserves. LB Ray Lewis and QB Steve McNair were named as backups, but were replaced [because of injuries] with LB Bart Scott and the Titans' QB Vince Young, respectively.

12/24 - For the first time in Ravens history, Baltimore swept AFC North rival Pittsburgh at Heinz Field, 31-7, after posting an earlier shutout on Nov. 26, 27-0, at M&T Bank Stadium. The Ravens' "D" dominated Pittsburgh in both games, sacking QB Ben Roethlisberger 14 times and intercepting him four.



In 2006, Baltimore swept the Steelers, 27-0 (M&T Bank Stadium) and 31-7 at Heinz Field, for a 58-7 point differential. LB Bart Scott posted 1.5 sacks of QB Ben Roethlisberger.

12/31 - The Ravens finished 13-3, earning the AFC North Division title and a bye week prior to the AFC Divisional Playoffs. The Ravens' No. 1-ranked defense was elite: first in points allowed (201, including just 64 [9.1 per game] in the final seven games – 26 teams allowed 300 or more points for the season); first in total defense (264.1 ypg); first in red zone (33.3% TDs allowed); fewest third downs converted (28.8%) and fewest first downs permitted (236); first in turnover margin (+17) and second in takeaways (40 to Chicago's 44); first in INTs (28, including five for TDs); and second in sacks (60 to San Diego's 61). The offense led the NFL in time of possession (32:49) and sack ratio (+43); the 17 sacks allowed was a franchise record and second in the NFL to Indy's 15.

2007

1/13 - In a Divisional Playoff game that provided great angst for Baltimore's loyal fans, the Ravens were on the wrong side of a 15-6 decision vs. Indianapolis. Not a single TD was scored in this kicking contest between Baltimore's Matt Stover and the Colts' Adam Vinatieri.

1/17 - Head coach Brian Billick signed a new four-year contract with the Ravens. Defensive coordinator Rex Ryan signed a new two-year deal with the team.

12/18 - T Jonathan Ogden was named to his 11th-straight Pro Bowl, along with LB Ray Lewis (ninth), S Ed Reed (fourth) and RB Willis McGahee (first).

12/31 - Prompted by a dismal 5-11 season in 2007, Ravens owner Steve Bisciotti, president Dick Cass and GM Ozzie Newsome held a press conference announcing the decision to relieve head coach Brian Billick and his staff of their coaching duties. Despite an injury report that would have paralyzed most teams, the Ravens never quit. In 2007, the number of games missed by starters was 77, up from just 24 in 2006. By the final gun, the Ravens had started three different QBs, including rookie Troy Smith. Baltimore had 12

RAVENS HISTORY

rookies and one first-year player on the roster, which (13) was the third-most in the NFL to close the year. Baltimore started six different rookies, tying four teams for second most in the NFL. Smith posted only one win versus the AFC North, a 27-21 nailbiter vs. Pittsburgh on 12/30.

2008

1/19 - Steve Bisciotti hired his first head coach – and just the third in Ravens history – John Harbaugh, former special teams/defensive backs coach for the Philadelphia Eagles under Andy Reid. Harbaugh's special teams ranked in the Top 10 of special teams rankings every year from 2000-06, including two first-place finishes. From 2000-06, no team had a higher overall ranking (attribution: *The Dallas Morning News*). Harbaugh was originally hired by Ray Rhodes in 1997 and was then retained by Reid.



John Harbaugh became the third head coach in franchise history in 2008.

1/23 - Cam Cameron, head coach of the Dolphins in 2007, was hired to be the Ravens' new offensive coordinator by head coach John Harbaugh.

1/28 - Rex Ryan was retained as the team's defensive coordinator and also named the Ravens' assistant head coach by John Harbaugh.

4/17 - QB Steve McNair retired from football after a 13-year NFL career.

6/12 - T Jonathan Ogden retired after a 12-year NFL career.

9/7 - John Harbaugh won his first game as an NFL head coach with a 17-10 victory over Cincinnati in Week 1 at M&T Bank Stadium. A pair of rookie players started the game on offense: QB Joe Flacco and RB Ray Rice.

9/14 - The Ravens' bye week was unexpectedly moved to Week 2 after Hurricane Ike ravaged Texas' Gulf Coast area and forced the postponement of Baltimore's game at Houston until Week 10. Due to this schedule change, Baltimore would play 18-consecutive games, including three in the playoffs, before the season concluded.

10/26 - Longtime Ravens T Jonathan Ogden was inducted into the Ravens' Symth Jewelers Ring of Honor during a win over Oakland just four months after his retirement from football.

12/20 - In the last NFL game to ever be played at the Cowboys'

historic Texas Stadium, the Ravens defeated Dallas, 33-24, with FB Le'Ron McClain recording the longest run in Texas Stadium history with a career-long 82-yard TD scamper.

12/28 - With a Wild Card playoff spot on the line, Baltimore closed out the regular season with a 9-2 record to earn a No. 6 seed in the postseason. The Ravens beat Jacksonville in the season finale, 27-7, to earn their fifth-ever postseason appearance. After starting the year 2-3, the Ravens rallied to end the regular season with an 11-5 record to earn second place in the AFC North and a Wild Card Playoff berth. The 11 regular season wins set an NFL record for the most by a rookie QB (Joe Flacco) and a first-year head coach (John Harbaugh) tandem. Including the playoffs, Harbaugh and Flacco ended 2008 with 13 wins, a new NFL rookie standard.

2009

1/4 - In the 27-9 Wild Card win at Miami, the Ravens' 4 INTs off Dolphins QB Chad Pennington (who threw only 7 during the regular season) tied for the most in team playoff history. S Ed Reed stole two from Pennington, returning the first pick 64 yards for a TD.

1/10 - The Ravens defeated the top-seeded Tennessee Titans at LP Field, 13-10, getting Joe Flacco his second playoff win – the most for a rookie QB in NFL history. A last-minute, 43-yard field goal by K Matt Stover gave Baltimore the win.

1/18 - In the AFC Championship, Baltimore suffered a narrow 23-14 loss to the Pittsburgh Steelers at Heinz Field in a hard-hitting defensive battle, ending the Ravens' playoff run. John Harbaugh solidified himself as one of 12 first-year head coaches in the Super Bowl era to lead his team to the conference championship game.

The Ravens finished the season No. 2 in the NFL with 19 players on IR, the most in team history. According to Rick Gosselin of *The Dallas Morning News*, Baltimore lost 64 games by starters.

Baltimore's defense concluded the 2008 season ranked No. 2 in the NFL. In addition to not allowing a 100-yard rusher for the second-straight season (an NFL-best 35 games dating back to 2006), it set three team records: opponent QB rating (60.6), rushing TDs allowed (4) and rushing first downs allowed (58). A league-high 9 INTs by S Ed Reed contributed to the team's NFL top-ranked status for INTs with 26.

1/21 - Rex Ryan, Baltimore's defensive coordinator from 2005-08 and a member of the coaching staff since 1999, was hired by the New York Jets as their head coach.

1/26 - Having served as LBs coach in 2008, Greg Mattison was named the Ravens' new defensive coordinator. Also, special teams coordinator Jerry Rosburg earned the title of assistant head coach.

2/8 - The Baltimore coaching staff led the AFC squad in the Pro Bowl. Five Ravens were voted into the All-Star game for the 2008 season, including ST Brendon Ayanbadejo (third), LB Ray Lewis (10th), FB Le'Ron McClain (first), S Ed Reed (fifth) and LB Terrell Suggs (third).

RAVENS HISTORY

2010

1/3 - To cap the 2009 regular season, the Ravens produced their sixth playoff team of the decade (2000-09), which ranked third best (tied with Pittsburgh) in the AFC behind Indianapolis (9) and New England (7).

With a 21-13 win at Oakland (1/3), John Harbaugh and Joe Flacco, who set the NFL record for most wins ever (13, including playoffs) by a rookie head coach starting a rookie QB in 2008, achieved the league mark for earning the playoffs in their first two seasons by such a tandem.

Harbaugh also became the 10th coach since 1990 to reach the playoffs in his first two seasons as a head coach, while Flacco became the fourth starting QB since the 1970 merger to reach the playoffs in his first two NFL seasons.

The Ravens' "D" finished third in the NFL in total yards (300.5) and third in points allowed (16.3). It was the seventh-straight season Baltimore's defense finished in the NFL's top six.

For the first time in team history, Baltimore had a 3,000-yard passer (Joe Flacco - 3,613), a 1,000-yard rusher (Ray Rice - 1,339) and a 1,000-yard receiver (Derrick Mason - 1,028) in the same season.

1/10 - In the Wild Card game at New England, Baltimore beat the Patriots, 33-14, serving the team its first home playoff defeat since 1978. Baltimore snapped New England's 11-game home playoff winning streak and halted QB Tom Brady's 23-game overall winning streak at home.

The Ravens forced QB Tom Brady into four turnovers (3 INTs and a fumble), finishing the game with a +2 ratio. Baltimore scored 20 points off its 4 turnovers on the day.

Baltimore scored 33 points against the Patriots, the second most in Ravens playoff history (34 vs. NYG in Super Bowl XXXV). Twenty-four of the Ravens' points came in the first quarter, tying for the second-most points in the opening quarter of any playoff game in NFL history.

Ray Rice ran for a playoff franchise-record 159 yards and 2 TDs on 22 carries (7.2 avg.), spurring the Ravens' 234-yard rushing output (most in team playoff history).

1/16 - Baltimore fell at Indianapolis in the Divisional game, 20-3. The Ravens held the Colts to 275 net yards (including just 42 rushing), but Baltimore's four turnovers proved too costly.

1/31 - The NFL held its annual Pro Bowl in South Florida, an honor five Ravens earned: LB Ray Lewis (11th), FB Le'Ron McClain (second), DT Haloti Ngata (first), S Ed Reed (sixth) and RB Ray Rice (first).

2011

1/2 - To finish the 2010 season, Baltimore tied Pittsburgh for the best record in the division at 12-4, but lost the AFC North on the division-record tiebreaker (5-1 to 4-2). Baltimore, Indianapolis (an NFL record nine in a row) and Philadelphia became the only teams to make the playoffs from 2008-10.

The 2010 campaign also marked the first time the Ravens ever earned the postseason three years in a row.



RB Ray Rice bolted for an 83-yard TD run on the first play from scrimmage in the Ravens' Wild Card win over New England during the 2009 playoffs.

This was the third year in a row – the best run in team history – that the Ravens finished third in the NFL in fewest points allowed (16.9 ppg). S Ed Reed missed the first six games of the season rehabbing a hip injury, and despite that, still led the NFL with 8 INTs and 183 INT return yards.

Joe Flacco became the third starting QB since the 1970 merger to make the playoffs in his first three seasons, joining Dan Marino and Bernie Kosar. Flacco set a Ravens' season mark with his 93.6 QB rating and established then-career highs with 3,622 yards and 25 TDs. RB Ray Rice posted 1,776 yards from scrimmage, third most in the NFL, while WR Derrick Mason became the third player in NFL annals to post 11 consecutive seasons with at least 60 catches (Jerry Rice and Tony Gonzalez).

1/9 - In the Wild Card game at Kansas City, the Ravens prevailed 30-7, becoming the only NFL team to win at least one playoff game in each of the last three seasons (2008-10). Harbaugh also became the first head coach in NFL history to win a playoff game in each of his first three seasons (2008-10).

In the victory, the Ravens set then-franchise playoff single-game records for the following offensive marks: total net yards (390), first downs (26) and passing yards (248). Baltimore's stingy defense allowed just 161.0 yards of total offense. The Chiefs recorded just 53 net passing yards, which set a Ravens' postseason record.

Flacco set Ravens playoff records (since broken) with 25 completions, 265 yards passing and 2 TDs (on 34 attempts), also producing a franchise postseason-record 115.4 QB rating. He earned his fourth-career playoff win and tied Dan Marino for the most combined victories (36) by a QB in his first three seasons.

1/15 - After holding a 21-7 halftime lead, the Ravens fell at Pittsburgh in the Divisional Playoff, 31-24. OLB Terrell Suggs (10) became the Ravens' career postseason sacks leader with his 3-sack performance, and Baltimore's 6 total sacks on the night also set a team playoff record.

1/19 - Becoming the team's fifth defensive coordinator, Chuck Pagano was promoted from secondary coach after Greg Mattison left to coach at the University of Michigan.

RAVENS HISTORY

1/30 - The Pro Bowl was played in Hawaii, with five Ravens earning 2010 All-Star honors: K Billy Cundiff (first), LB Ray Lewis (12th), DT Haloti Ngata (second), S Ed Reed (seventh) and OLB Terrell Suggs (fourth).

2/14 - Harbaugh and the Ravens agreed to a contract extension (with terms undisclosed).

3/4 - The NFL's Collective Bargaining Agreement between the clubs and NFL Players Association, which was signed in March of 2006, expired.

3/11 - The NFL Players Association decertified, declaring itself out of the business of representing players. In exchange for giving up rights under union labor law, the players were able to take their chances in court under antitrust law.

3/12 - NFL owners lock out the players – creating the NFL's first work stoppage since 1987.

7/25 - Following an offseason that contained no minicamps, OTAs or workout programs due to the lockout, the NFL Players Association and the league's owners reached an agreement in principle on their 10-year labor deal, creating a new CBA. After a 31-0 vote by the owners to approve the deal on July 21 (the Oakland Raiders abstained), the NFLPA would later ratify the CBA on Aug. 5.

9/11 - Marking the 10th Anniversary of the Sept. 11, 2001 terrorist attacks, the Ravens honored all military and those whose lives have been lost in the home opener against Pittsburgh. Baltimore prevailed, 35-7, in a contest that saw the Ravens force a franchise-record 7 takeaways.

11/20 - K Matt Stover, the franchise's all-time leading scorer, was inducted into the team's Ring of Honor during halftime of the Ravens' 31-24 win over Cincinnati.

12/24 - With a 20-14 win vs. Cleveland, the Ravens went undefeated at M&T Bank Stadium, matching the Packers and Saints as the only teams to go undefeated at home in 2011. Following the victory, John Harbaugh dedicated the "game ball" to the team's fans for their support during the undefeated home campaign, which marked a franchise first.



WR Torrey Smith's game-winning TD catch at Pittsburgh helped the Ravens go 12-4 in 2011 and sweep the AFC North for the first time in team history.

2012

1/1 - After a 24-16 victory at Cincinnati, the Ravens became the only NFL team to earn the playoffs the past four seasons (2008-11), also winning the AFC North by sweeping the division for the first time in franchise history.

The Ravens, producing a second-straight 12-4 campaign, went 6-0 against playoff teams during the regular season, matching Green Bay as the only clubs to go undefeated in division play and against other postseason qualifiers.

QB Joe Flacco, who started every game under head coach John Harbaugh, produced his 44th regular season win as a starter, marking the most ever by an NFL QB in his initial four seasons (2008-11).

The Ravens, who finished No. 3 in the league in fewest points permitted (16.6 ppg) for the fourth-straight year, tied an NFL record for consecutive seasons of being in the Top 3 for points allowed. Overall, Baltimore's "D" ranked third in both yards allowed (288.9 ypg) and sacks (48).

Despite playing eight games against defenses ranked in the NFL's Top 8, the Ravens were 12th in scoring (23.6 ppg), seventh in third-down offense (42.4%) and 10th in rushing (124.8 ypg). RB Ray Rice produced a career-high and NFL-best 2,068 yards from scrimmage, ranking second in the league in rushing. Rice also set a team mark with 15 total TDs and was second in the NFL among RBs with a team-high 76 catches (704 receiving yards). Flacco produced his third-consecutive 3,500-yard/20-TD season and was 13 yards shy of his then-career high with 3,610 passing yards (3,622). WR Torrey Smith was third among NFL rookies with 841 receiving yards (50 catches); his receptions and yards, plus 7 TDs, set new Ravens first-year standards.

1/15 - Baltimore earned a 20-13 Divisional Round victory over Houston at home, helping John Harbaugh become the first head coach in NFL history (since the 1970 merger) to win a playoff game in each of his first four seasons (2008-11). The Ravens forced 4 turnovers against the Texans, and for the first time in team history (regular season or playoffs), Baltimore did not commit a single penalty.

1/22 - The Ravens' Super Bowl hopes came to a devastating end in New England with a 23-20 loss in the AFC Championship game. It came down to Baltimore's final drive in the fourth quarter, when the Ravens had a chance to win or tie the game. But, a QB Joe Flacco-to-WR Lee Evans pass fell incomplete, and K Billy Cundiff's last-second 32-yard FG attempt sailed wide left, sealing the victory for New England.

1/27 - Dean Pees was named the Ravens' new defensive coordinator after Chuck Pagano left to become head coach of the Indianapolis Colts.

1/29 - Played in Hawaii to honor the NFL's 2011 Pro Bowlers, eight Ravens earned All-Star honors: LB Ray Lewis (13th), S Ed Reed (eighth), OLB Terrell Suggs (fifth), DT Haloti Ngata (third), FB Vonta Leach (second), RB Ray Rice (second), G Ben Grubbs (first) and G Marshal Yanda (first).

RAVENS HISTORY



OLB Terrell Suggs was named the 2011 AP NFL Defensive Player of the Year.

2/4 - OLB Terrell Suggs was named the 2011 *Associated Press* Defensive Player of the Year. It marked the fourth time in 12 seasons that a Raven has earned the prestigious honor: Suggs (2011), S Ed Reed (2004) and LB Ray Lewis (2003 & 2000). Additionally, C Matt Birk was named the 2011 NFL Walter Payton Man of the Year. The award recognizes a player's off-the-field community service as well as his playing excellence.

6/8 - The Ravens and Under Armour, whose global headquarters are located in downtown Baltimore, joined forces in a wide-ranging collaboration that features multiple community-focused initiatives. The 10-year agreement included naming rights for the team's practice facility in Owings Mills, which was renamed the Under Armour Performance Center.

9/6 - Art Modell, whose remarkable 43-year NFL career made him a regular finalist for the Pro Football Hall of Fame, died of natural causes at Johns Hopkins Hospital at the age of 87. As owner of both the Cleveland Browns (1961-1995) and the Baltimore Ravens (1996-2003), Modell directed teams that produced 28 winning seasons, 28 playoff games, two NFL Championships (1964 and 2000), three other appearances in NFL title contests (1965, '68 and '69), and four visits (1986, '87, '89 and 2000) to AFC championships.

9/27 - RB Jamal Lewis, the Ravens' all-time leading rusher, was inducted into the team's Ring of Honor during halftime of the Ravens' 23-16 win over Cleveland on Thursday night.

12/26 - For their 2012 season efforts, six Ravens earned Pro Bowl honors: S Ed Reed (ninth), DT Haloti Ngata (fourth), FB Vonta Leach (third), RB Ray Rice (third), G Marshal Yanda (second) and RS Jacoby Jones (first).

12/30 - The 2012 Ravens finished with a 10-6 record en route to earning their fifth-straight playoff berth and second-consecutive AFC North title. Under head coach John Harbaugh, Baltimore became the only NFL team to make the playoffs in each of the past five seasons (2008-12). The Ravens, who earned the playoffs in six of the past seven seasons, seized the franchise's fourth-ever division title with a 4-2 mark in AFC North play and an 8-4 conference record.

The Ravens set a then-single-season franchise record by scoring 398 points, averaging the NFL's 10th-most per game (24.9). Baltimore scored a team-record 254 points at home, producing the NFL's fourth-best home average of 31.8 ppg. Baltimore also surrendered just 16 give-aways, setting a franchise single-season record low.

The Ravens' special teams units were spectacular. In addition to posting a league-best (tied, Darius Reynaud) 3 kick return TDs (108- & 105-yard KORs and 63-yard PR), RS Jacoby Jones led the NFL in KOR average (30.7). Rookie K Justin Tucker made 30 of 33 FGAs (90.9%), producing the second-best success rate in Ravens single-season history and also the second-best mark by a rookie kicker in NFL history.

Harbaugh became just the third coach in NFL history (since 1970 merger) to guide his team to the postseason in each of his first five seasons (2008-12), joining Bill Cowher and Chuck Knox. "Harbs" also became the only head coach in NFL history to win a playoff game in each of his first four and five seasons.

2013

1/2 - LB Ray Lewis announced that he would retire at the end of the Ravens' playoff run, closing one of the greatest careers in NFL history. "I talked to my team today," Lewis said. "I talked to them about life in general. And everything that starts has an end. For me, today, I told my team that this will be my last ride."

1/6 - Before a sellout M&T Bank Stadium crowd that celebrated and saluted LB Ray Lewis in his final home game, the Ravens held the Colts without a touchdown, winning 24-9 in the 2012 Wild Card Playoff. Lewis, in his 17th and final season, finished with 13 tackles and 1 PD in his first game since tearing his triceps on Oct. 14.

1/12 - In what became the fourth-longest game in NFL history, the Ravens outlasted the Broncos, 38-35, in double overtime of the 2012 Divisional Playoff at Denver, producing a thrilling victory that will go down as one of the greatest wins in franchise history. Rookie K Justin Tucker's 47-yard field goal in the second overtime period sent Baltimore into the AFC Championship for the second-straight season. The



For the final time in his legendary career, LB Ray Lewis performed his famous intro dance at M&T Bank Stadium before the 2012 Wild Card win vs. the Colts.

RAVENS HISTORY

Ravens tied the contest at 35 with :31 remaining in regulation on a remarkable QB Joe Flacco-to-WR Jacoby Jones 70-yard TD bomb, spurring the incredible comeback.

1/20 - The Ravens earned a trip to their second Super Bowl in franchise history, defeating the No. 2-seeded Patriots, 28-13, in the AFC Championship at New England. The Ravens' defense shut out the NFL's No. 1-ranked and highest-scoring offense in the second half, and QB Joe Flacco threw 3 TDs in leading Baltimore to victory.

2/1 - In a ceremony held in New Orleans two days before Super Bowl XLVII, Jonathan Ogden, an 11-time Pro Bowler and the Ravens' first-ever draft pick (fourth overall in 1996), was announced as a 2013 Pro Football Hall of Fame inductee.

2/3 - For the first time in any of the four major pro sports, two head-coaching brothers (John and Jim Harbaugh) faced each other in a championship game. After taking an early 28-6 lead, the Baltimore Ravens needed a goal-line stand to clinch their second World Championship, defeating the San Francisco 49ers, 34-31, in Super Bowl XLVII in New Orleans, LA, at the Mercedes-Benz Superdome. The Ravens' "D" delivered the critical stand late in the fourth quarter, overcoming a furious second-half comeback and a 34-minute power outage.

With a 3-TD performance vs. the 49ers, QB Joe Flacco threw 11 TD passes in the postseason, tying the NFL single-postseason record shared by Joe Montana (1989) and Kurt Warner (2008). Flacco and Montana did not throw an INT during those respective postseasons. Flacco finished the game 22-of-33 for 287 yards to produce a 124.2 rating.

In 2012, Flacco also became the first starting QB in NFL history (since 1970 merger) to make the playoffs in each of his first five seasons. Also winning at least one playoff game in each of those postseasons, he compiled nine playoff victories, which tie (Tom Brady) for the most among QBs in the first five seasons of a career.

The Ravens produced one of the most electrifying postseasons in NFL history. Averaging 410.3 yards of offense (134.8 rush & 275.5 pass), Baltimore scored 31.0 points per game while



QB Joe Flacco was named Super Bowl XLVII MVP in the Ravens' 34-31 win.

allowing just 22.0. WR Anquan Boldin recorded 22 catches for 380 yards and 4 TDs, while WR Jacoby Jones posted a 29.4 receiving average (5 for 147), catching TDs of 70 and 56 yards. (Jones also had a 108-yard KOR-TD in the Super Bowl.)

The Ravens' defense registered 10 takeaways (6 INTs and 4 FRs), helping produce a +6 overall turnover differential during their playoff run. The unit also posted 9 sacks in four playoff games, including 4.5 by OLB Paul Kruger.

2/5 - Baltimore celebrated the Ravens' Super Bowl XLVII Championship, as thousands of fans lined the streets of Charm City and completely filled M&T Bank Stadium for a celebration. Fans also gathered at City Hall and cheered when the Ravens arrived to kick off the parade route with the franchise's second Lombardi Trophy.

6/5 - As guests of President Barack Obama, the Ravens visited The White House and were honored for winning Super Bowl XLVII. Said the President: "Now, I imagine there were times last year when these players were the only ones who knew that they'd make it here to show off this trophy. Because, during the year, they lost player after player to injury; they dropped four of their last five regular season games. In the playoffs, they trailed Denver by a touchdown with 70 yards and less than a minute to go. ... And then, in the Super Bowl, just when it looked like they had the momentum, the lights went out for a half hour. ... But these Ravens always pulled through."

8/3 - T Jonathan Ogden, an 11-time Pro Bowler and the Ravens' first-ever draft pick (fourth overall in 1996), was inducted into the Pro Football Hall of Fame during a ceremony in Canton, OH. Ogden was presented by Ravens GM and executive VP Ozzie Newsome. Stated Ogden: "[The Ravens were] a new team, and we were new to the city [in 1996]. We were all rookies together. I watched us grow, myself as a player and the fans as an NFL city from infancy to one of – if not the best – football towns in the National Football League, with undoubtedly the best and most passionate fans that I've ever seen, and I want to thank you guys for being that."



WR/RS Jacoby Jones posted a 108-yard KOR-TD to open the second half of Super Bowl XLVII. Jones also added a 56-yard TD catch during the game, helping set a Super Bowl single-game record for most combined yards (290).

RAVENS HISTORY



Ray Lewis (above) was inducted into the Ravens' Ring of Honor (detailed below) during the 2013 season following his incredible 17-year NFL career.

9/22 - LB Ray Lewis, the Ravens' all-time leading tackler and second-ever draft choice, was inducted into the team's Ring of Honor during halftime of the 30-9 win over Houston.

12/8 - In a remarkable and most-memorable contest that set NFL records for the most points scored (36) in the last 2:05 of a game and most lead changes (six) in a fourth quarter, the Ravens found a way to beat the Vikings, 29-26. In 121 seconds late in the game, 36 points were scored, including the winning TD by Baltimore with 4 seconds left. That score came when Joe Flacco, who led the game-winning, 5-play, 80-yard drive, hit rookie WR Marlon Brown with a 9-yard TD strike. This wild battle started with a near-blizzard snowfall that made it difficult for QBs to find receivers beyond the line of scrimmage.

12/27 - For their 2013 season production, four Ravens earned Pro Bowl honors: DT Haloti Ngata (fifth), OLB Terrell Suggs (sixth), K Justin Tucker (first) and G Marshal Yanda (third).

12/29 - For the first time since 2008 – the year the Ravens hired John Harbaugh – Baltimore did not make the playoffs, coming one game short with an 8-8 mark and placing third in the AFC North after falling 34-17 in the finale at Cincinnati. Tied 17-17 near the end of the third quarter of the game, Baltimore needed only that win to clinch a postseason berth.

2014

1/27 - Gary Kubiak was hired as the team's offensive coordinator following the departure of Jim Caldwell, who was named Detroit's new head coach.

5/21 - M&T Bank and the Ravens announced a 10-year, \$60 million extension of their partnership, which includes the continuation of naming rights to M&T Bank Stadium and an array of community-focused programs, including a new initiative focused on helping at-risk children in Baltimore.

10/12 - QB Joe Flacco became the fastest player in NFL history (since 1970 merger) to toss 5 TDs (16 minutes and 3 seconds into the game) in the 48-17 victory at Tampa Bay. The Ravens' offense gained 475 yards vs. the Bucs, with the 48 points scored marking the most in Ravens road game history.

10/19 - TE Todd Heap, the Ravens' all-time leader in receiving TDs (41), was inducted into the team's Ring of Honor during halftime of the 29-7 win over Atlanta.

12/23 - For their 2014 season production, four Ravens earned Pro Bowl honors: OLB Elvis Dumervil (fourth), RB Justin Forsett (first, originally voted a first alternate), LB C.J. Mosley (first, becoming the first Ravens rookie to earn the distinction) and G Marshal Yanda (fourth).

12/28 - Beating the Browns 20-10, the Ravens produced a 10-6 regular season record en route to earning their sixth playoff berth in seven seasons. The Ravens set then-single-season franchise records by scoring 409 points (including a team-best 206 on the road) and producing 5,838 yards of offense. QB Joe Flacco posted career bests in yards (3,986) and touchdown passes (27). Baltimore tallied the NFL's second-most sacks (49, tied with Philadelphia) and boasted the No. 2 red zone defense (42.6), also allowing the league's sixth-fewest points per game (18.9). P Sam Koch produced the NFL's No. 3 gross average (47.4) and No. 1 net average (43.3), setting the Ravens' single-season records for each.

2015

1/3 - Behind an offensive line that included two rookie starters (LT James Hurst and RG John Urschel), the Ravens won, 30-17, at the host Steelers in a Wild Card tilt, producing their NFL-best 10th playoff victory since 2008. Baltimore's defense was stout, holding Pittsburgh out of the end zone for three quarters and sacking QB Ben Roethlisberger five times. The win marked Baltimore's first-ever playoff triumph in the Steel City and gave the Ravens their 10th all-time postseason road victory, tying Green Bay (existing since 1919) for the most in pro football history.

1/10 - In a tense Divisional battle at New England, the Ravens' bid to play in their fourth AFC Championship game in seven seasons came to an abrupt end in Foxborough with a narrow 35-31 defeat to the Patriots. New England erased two 14-point Baltimore leads to win the contest, becoming the first team in NFL history to accomplish the feat.

1/20 - Marc Trestman was hired as the team's offensive coordinator following the departure of Gary Kubiak, who was named Denver's new head coach.

7/28 - Constellation and the Ravens announced an agreement to construct a 375-kilowatt (DC) solar generation project at the team's headquarters and training facility in Owings Mills...The roof-mounted solar power system expanded the current energy services relationship...Constellation owns and operates the solar power system, while the Ravens purchase the electricity generated by the solar panels from Constellation under a 20-year power purchase agreement...The solar power system went into full operation on May 26, 2016.

8/5 - The Ravens announced fan experience and gameday enhancements at M&T Bank Stadium, including a \$6.5 million investment in an expansive Wi-Fi system, a revolutionary 3-D video system called *freeD* that shows replays from every possible angle and new safety measures to ease entry into the stadium and ensure top-of-the-line security for everyone.

8/18-21 - Leading up to their second preseason game at Philadelphia, the Ravens traveled to the City of Brotherly

RAVENS HISTORY

Love for three days of practice at the NovaCare Center against the host Eagles.

9/13-10/26 - Starting with a season-opening loss at Denver, five of Baltimore's first seven games of the 2015 campaign were on the road, with the Ravens dropping close contests at the Broncos, at Oakland, at San Francisco and at Arizona... The last time an NFL team opened the season playing five of its first seven games on the road was in 2000...That team – 16 years prior – was the eventual Super Bowl XXXV-winning Ravens...Following the Sept. 13 game at Denver, the Ravens traveled to San Jose, CA, where they stayed and practiced for an entire week at San Jose State leading up to a Week 2 matchup with the Raiders in Oakland...Baltimore also held the Saturday pre-game walk-through at Stanford University's football stadium.



Legendary safety Ed Reed, who ranks first in NFL history with 1,590 INT return yards, was inducted into the Ravens Ring of Honor in 2015.

11/22 - S Ed Reed, the Ravens' all-time leader in interceptions (61) and NFL's all-time record-holder in INT return yards (1,590) was inducted into the team's Ring of Honor during halftime of the 16-13 win over St. Louis.

12/22 - For their 2015 season production, four Ravens earned Pro Bowl honors: LS Morgan Cox (first, who was selected in January as a "need" player), OLB Elvis Dumervil (fifth, who was added as an alternate in January), P Sam Koch (first) and G Marshal Yanda (fifth)...Each player represented the Ravens in Hawaii on Jan. 31, 2016.

2016

1/3 - The Ravens concluded their 5-11 season with a 24-16 defeat at Cincinnati...Baltimore played an NFL-record 14 games decided by 8 points or fewer (tied, 1994 NYG) and posted an NFL-high (tied, Chi.) seven games decided by 3 points or fewer (4-3 record)...Baltimore had 20 players on Injured Reserve (the NFL's second most), including eight starters, with 12 starters missing a combined 71 games... Additionally, the Ravens played four different starting QBs (Joe Flacco, Matt Schaub, Jimmy Clausen & Ryan Mallett) for the first time in franchise history.

1/16 - Ted Marchibroda (below right), former head coach of the Baltimore Colts and the first head coach in Baltimore Ravens history, passed away peacefully at his home in Virginia at the age of 84...Marchibroda spent 12 seasons as an NFL head coach, including time with the Baltimore Colts (1975-79), Indianapolis Colts (1992-95) and Baltimore Ravens (1996-98)...Stated Ravens GM Ozzie Newsome: "Ted is a founding father of the Ravens. He was a tremendous competitor and a tough man with a gentle soul. In a way, he set the Ravens' path. He wanted players who owned what he called 'a football temperament.' Those are players who love all aspects of the game – the mental part, lifting weights, practice and the physicality. That eventually became what we now call 'Playing Like a Raven.' Ted taught me more about football. He was classy in every way."

3/18 - CB Tray Walker, a 2015 fourth-round draft selection, passed away following a serious motorbike accident in Southeast Florida...Walker was involved in the accident on March 17...On March 26, approximately 45 members of the Ravens organization – teammates, coaches and front office staff – joined Walker's family and friends at the 93rd Street Community Baptist Church to celebrate his life.

Said head coach John Harbaugh: "Tray was a young man with a good and kind heart. He was humble and loved everything about being part of the Ravens' team. He loved his teammates, the practice and the preparation, and that showed every day. He was coachable, did his most to improve and worked to become the best. I'll never forget that smile."

5/10 - For the first time since 2002, the Ravens returned to natural grass on the playing field of M&T Bank Stadium... Baltimore grounds crews removed the artificial Shaw Sports Turf in February and began laying sod in the stadium in early May.

"To me, [playing on grass is] Baltimore," John Harbaugh stated. "It epitomizes what Baltimore is all about, the history of football in Baltimore. A Baltimore football team should be playing on a grass field, ultimately. It's a recognition of that. I like the grass. I think it's the AFC North, it's the Baltimore Ravens – it just seems right."



Ted Marchibroda, former head coach of the Baltimore Colts and the first head coach in Baltimore Ravens history, passed away at 84 on Jan. 16, 2016.

RAVENS HISTORY

9/17 - At the age of 65, Clarence Brooks, the Ravens' longest-tenured assistant coach, passed away at a hospital in Weston, Fla., following a battle with esophageal and stomach cancer...The beloved Brooks – referred to by most as “C.B.” – originally joined the organization in 2005 and served 11 seasons as defensive line coach...The following day (9/18), Baltimore played at Cleveland and rallied from 20 points down to beat the Browns, 25-20.

11/6 - With the Ravens' 21-14 victory over the Pittsburgh Steelers, head coach John Harbaugh (81) surpassed Brian Billick (80) for the most regular season wins by a head coach in team history.

11/10 - Baltimore debuted an all-purple uniform as part of the NFL's “Color Rush” game for the Week 10 matchup against the Cleveland Browns...The Ravens won, 28-7, in a game that was played on Thursday Night Football at M&T Bank Stadium...Unlike the purple jerseys the Ravens typically wear, the Color Rush uniforms displayed gold numbers and stripes on the pants.



WR Steve Smith Sr. seen above in the Ravens' all-purple “Color Rush” uniforms for the 11/10/16 game vs. Cleveland, which the Ravens won, 28-7.

11/20 - With 93,056 fans watching at Dallas' AT&T Stadium, the Ravens played in front of the largest crowd in their franchise's history...The Cowboys emerged victorious, however, 27-17.

12/20 - For their 2016 season production, seven Ravens earned Pro Bowl honors: LS Morgan Cox (second, who was selected in January as a “need” player), FB Kyle Juszczyk (first), LB C.J. Mosley (second), K Justin Tucker (second), S Eric Weddle (fourth, who was added as an alternate in January), G Marshal Yanda (sixth) and C Jeremy Zuttah (first, who was added as an alternate in January)...These players represented the Ravens in Orlando on Jan. 29, 2017.

2017

1/1 - For the 12th time in the past 14 seasons, the Ravens boasted a Top 10 defense and became one of three teams

– Den. & Sea. – to finish ranked in the NFL's Top 10 in each of the past three years (2014-16)...The Ravens' defense ranked seventh overall (322.1 ypg) after the team played its final game of the season at Cincinnati (27-10 defeat) on New Year's Day.

Additionally, WR Steve Smith Sr. played in the final game of his storied 16-year NFL career, capping one of the greatest runs by a receiver in league history...Smith Sr. finished with the seventh-most receiving yards (14,731) in NFL history and with 1,031 receptions (12th in league annals).

Producing arguably the best season ever by a kicker, All-Pro K Justin Tucker connected on 38 of 39 FGAs (lone miss was a block), posting the fifth-best percentage in NFL single-season history...In addition to making 35-straight FGs at one point (tied for the fifth-best streak ever), Tucker's 38 FGs ranked No. 1 in the league, while an NFL single-season record 24 of his 38 FGs came from 40 yards or beyond.

1/13 - David Modell, the son of Art, passed away after battling cancer for almost two years. Modell, 55, served as president of the Ravens from the team's beginning in 1996 through the Super Bowl XXXV championship in 2000 and continued in that capacity until 2004. From the selection of the team name and colors, to the move to M&T Bank Stadium in 1998, to the hiring of Brian Billick, David coordinated the efforts as team president. His fingerprints are still present on many of what have become Ravens favorites and traditions.

1/31 - The Ravens announced a three-year, approximately \$120 million self-funded investment that will enhance the fan experience at M&T Bank Stadium...Improvements include new 4K ultra-high definition video displays, escalators and elevators to the upper deck, a new sound system, upgraded kitchen facilities and club level enhancements...In January, the Ravens also launched a \$45 million construction project to upgrade their Owings Mills training facility (the Under Armour Performance Center).



In January of 2017, the Ravens announced a three-year, \$120 million self-funded investment that will enhance the fan experience at M&T Bank Stadium, including the addition of new 4K ultra-high definition video displays.

RAVENS HISTORY

JULY/AUG. - Due to renovations and construction at the Under Armour Performance Center, for just the second time in team history, the Ravens did not have fans attend training camp...The other occurrence came in 2011 following the NFL lockout...However, Baltimore still held three free and open stadium practices for fans to attend in 2017 (two at M&T Bank Stadium and one at Navy-Marine Corps Memorial Stadium in Annapolis).

9/23 - The Ravens, playing in their first-ever international game, lost, 44-7, to the Jaguars in front of 84,592 fans at London's Wembley Stadium...It marked the third-largest crowd to ever watch a Ravens' game.

10/26 - In front of a national audience on Thursday Night Football, the Ravens notched the franchise's 200th victory (regular season & playoffs combined) with a dominating 40-0 performance vs. Miami at M&T Bank Stadium.

11/19 - Baltimore posted its third shutout of the season and first-ever win at historic Lambeau Field by defeating the Packers, 23-0...The Ravens became the first team to register three shutouts in a single season since the 2003 Patriots and recorded their 13th overall in franchise history (most in the NFL since their 1996 inception).

12/19 - For their 2017 season production, three Ravens earned Pro Bowl honors: LB C.J. Mosley (third), OLB Terrell Suggs (seventh) and S Eric Weddle (fifth)...These players represented the Ravens in Orlando on Jan. 28, 2018.

12/31 - Winning six of its last nine games, Baltimore finished second in the AFC North with a 9-7 record in 2017, falling one game short of earning a playoff berth (lost on tiebreaker) for the seventh time in John Harbaugh's 10-year tenure.

All the Ravens needed to make the 2017 playoffs was a home win over Cincinnati in Week 17 (Dec. 31)...However, Baltimore's hopes were dashed when the Bengals produced a 49-yard touchdown pass on fourth-and-12 with just 44 seconds remaining to earn a hard-fought, 31-27 victory that closed out the Ravens' season in heartbreaking fashion.

The Ravens produced NFL bests in INTs (22), takeaways (34) and shutouts (3 – the most in a season since the 2003 Patriots)...Baltimore's +17 turnover differential ranked No. 1 in the NFL, while its defensive passer rating (72.4) and 5 defensive TDs (tied with Det. & Phi.) were each second best.

Over the season's last nine games, Baltimore scored the NFL's second-most points per contest (29.4)...During this span, the Ravens also ranked No. 1 in fewest giveaways (5) and No. 2 in sacks allowed (10).

Football Outsiders tabbed Baltimore's special teams as the NFL's No. 1 overall unit in 2017...The Ravens' ranking is the NFL's eighth highest in a season since 1986...In the annual ST report from senior writer Rick Gosselin, Baltimore finished No. 4 and has ranked in the Top 5 for six-straight seasons.

2018

1/9 - Don "Wink" Martindale was hired as the Ravens' new defensive coordinator following the retirement of Dean Pees.

1/21 - Ravens TE Benjamin Watson, Panthers TE Greg Olsen and Texans DE J.J. Watt were named the three finalists for the prestigious 2017 Walter Payton NFL Man of the Year Award. (Watt was eventually named the winner on Feb. 3.)

2/3 - In a ceremony held in Minneapolis the night before Super Bowl LII, Ray Lewis, a 13-time Pro Bowler and the Ravens' second-ever draft pick (26th overall in 1996), was announced as a 2018 Pro Football Hall of Fame inductee.

2/13 - It was announced that the Ravens and Bears would play on Aug. 2 in the annual Hall of Fame Game to kick off the 2018 Pro Football Hall of Fame Enshrinement Week in Canton, OH.



The night before Super Bowl LII, it was announced that LB Ray Lewis would be inducted into the Pro Football Hall of Fame Class of 2018. In the picture above, Lewis is fitted for his HOF gold jacket.

5/17 - The Ravens introduced their new Flock Friendly Fare, dramatically reducing pricing on gameday concessions to further enhance the fan experience at M&T Bank Stadium.

In total, 21 of the most popular menu items were reduced, creating up to 53 percent savings on a single item and a 33 percent average price reduction.

"We constantly ask our fans for feedback, and the price of concessions has regularly been discussed," Ravens president Dick Cass stated. "We listened, and we have made adjustments. This price reduction, along with the \$120 million we've invested in stadium enhancements over the last three years, will make our gameday experience better."

Of all the items receiving reductions, 12 included food options, while nine beverage items reduced in cost. The menu also included a \$5 domestic beer (12 ounces) option for the first time ever.

7/12 - The Ravens announced an enhanced ticketing process, providing fans a simple, smart and secure way to enter games at M&T Bank Stadium...Beginning in 2018, traditional paper tickets were no longer used. Instead, the following two options were implemented:

Ravens season ticket holders received a PSL Owner Season Ticket card – much like a credit card – to enter the stadium. Or, fans could now access tickets via their smartphone by using the Ravens Mobile App.

RAVENS HISTORY

8/2 - For the first time in team history, the Ravens played in the annual Pro Football Hall of Fame game in Canton, OH... Baltimore bested the Bears, 17-16, just two nights prior to LB Ray Lewis' Hall of Fame induction.

8/4 - LB Ray Lewis, a 13-time Pro Bowler and the Ravens' second-ever draft pick (26th overall in 1996), was inducted into the Pro Football Hall of Fame during a ceremony in Canton, OH. Lewis was presented by his daughter, Diaymon. Stated Ravens longtime GM/EVP Ozzie Newsome, who drafted Lewis in 1996: "For 17 years, we could point to No. 52 and tell the other players: 'Follow his lead. Practice like Ray practices. Prepare like Ray prepares. Be a great teammate like him.' It was our privilege to have him as a Raven. We are all better for having him here. His play on gamedays speaks for itself. Even in that small group who have the honor of being a Hall of Famer, Ray stands out. When you talk about the great players of all time, no matter position, he is among the greatest of the great."

8/6-9 - Prior to their second preseason game vs. the Rams, Baltimore hosted Los Angeles for several joint practices at the Under Armour Performance Center.

8/17-20 - Leading up to their third preseason game at Indy, the Ravens traveled to the Hoosier State for three days of practice at Grand Park Sports Campus in Westfield, IN.

10/14 - The Ravens dominated the Titans in a 21-0 shutout at Nissan Stadium... Baltimore's "D," under first-year coordinator Don Martindale, set a team record with 11 sacks – 3 by OLB Za'Darius Smith and 2 from LB Patrick Onwuasor... Tennessee produced just 106 total yards, marking the second fewest ever allowed by a Ravens' defense (this figure included 51 net passing yards, which set a new single-game Baltimore record)... Baltimore also became the first team since the 1934 Lions to not allow a TD after halftime in each of its first six games of a season.



Baltimore produced a franchise-record 11 sacks during a 21-0 shutout of the Titans in Tennessee (Oct. 14).

11/18 - In a 24-21 home win over Cincinnati, Baltimore produced the fifth-most rushing yards (265, tied) in franchise history... Rookies QB Lamar Jackson (117) and RB Gus Edwards (115) each rushed for over 100 yards, marking the first time in NFL history that a team had a rookie QB & RB

each surpass 100 rushing yards in a game (Jackson's 117 also stand as the most in league history by a QB in his starting debut)... Filling in for injured QB Joe Flacco (hip), Jackson completed 13 of 19 passes for 150 yards, 0 TDs and 1 INT.

11/25 - John Harbaugh notched his 100th regular season win as head coach of the Ravens in a 34-17 victory over Oakland at M&T Bank Stadium.

12/18 - The NFL announced that three Ravens were voted to the Pro Bowl for their outstanding performances during the 2018 season: LB C.J. Mosley (fourth), S Eric Weddle (sixth) and G Marshal Yanda (seventh)... DT Brandon Williams was later added to the squad on Jan. 15 after originally being selected as an alternate.

12/30 - Winning six of its last seven games – all with QB Lamar Jackson as the starter – Baltimore (10-6) captured its first AFC North Division title since 2012 (and fifth ever) by beating Cleveland, 26-24, at M&T Bank stadium... The Ravens earned a playoff berth for the seventh time during head coach John Harbaugh's 11-year tenure, returning to the postseason for the first time since 2014.

In 2018, the Ravens produced the NFL's No. 1 defense, allowing 292.9 yards per game... Baltimore permitted the league's second-fewest points per game (17.9), behind Chicago's 17.7... The Ravens ranked No. 1 in total defense for the second time (2006) in team history and produced a Top 10 defense for the eighth time during Harbaugh's 11 seasons.

Boasting the NFL's No. 2 rushing attack (152.6 ypg), the Ravens racked up the then-second-most rushing yards (2,441) in franchise history... Baltimore also produced a then-franchise-record 5,999 total yards... Over the team's final seven games (with Jackson as starter), the Ravens piled up an NFL-high 1,607 rushing yards (229.6 ypg), with Seattle (1,190) rushing for the next-highest total.

Baltimore was one of two teams (Pittsburgh) to rank in the NFL's Top 10 in both total defense (first) and total offense (ninth)... Prior to 2018, this feat had never been accomplished by a Ravens team.

2019

1/6 - Baltimore fell at home in the Wild Card round, 23-17, to the Los Angeles Chargers... LAC then lost at eventual Super Bowl Champion New England in the Divisional round... Lamar Jackson (21) became the youngest QB to ever start an NFL postseason game.

1/11 - Greg Roman was promoted to be the team's offensive coordinator, succeeding Marty Mornhinweg.

2/2 - In a ceremony held in Atlanta the night before Super Bowl LIII, Ed Reed, a nine-time Pro Bowler and the Ravens' all-time leader in INTs (61), was announced as a 2019 Pro Football Hall of Fame inductee.

3/15 - Eleven-year special teams coordinator/associate head coach Jerry Rosburg announced his retirement... Chris Horton was named Baltimore's new special teams coach.

RAVENS HISTORY

8/3 - S Ed Reed, a nine-time Pro Bowler and the Ravens' top draft pick (24th overall) in 2002, was inducted into the Pro Football Hall of Fame during a ceremony in Canton, OH.

Stated Reed, during this 36-minute induction speech: "Baltimore, I love that city. You all are the reason why I did it so hard, why I gave so much on that football field."



S Ed Reed became the third "homegrown" Raven (T Jonathan Ogden - 2013 & LB Ray Lewis - 2018) to be inducted into the Pro Football Hall of Fame.

8/4-7 - Prior to their first preseason game vs. the Jaguars, Baltimore hosted Jacksonville for several joint practices at the Under Armour Performance Center.

8/19-21 - Prior to their third preseason game at Philadelphia, the Eagles hosted the Ravens for several joint practices at the NovaCare Complex.

9/8 - Setting team records for the most points (59) and yards (643) in a game, the Ravens won spectacularly in their season opener at Miami, drubbing the Dolphins, 59-10...Baltimore set an NFL record for most points (42) in the first half of a season opener while establishing a team mark for scoring in any half...QB Lamar Jackson produced a perfect passer rating (158.3), throwing a team-tying-record 5 TDs and completing 17 of 20 passes for 324 yards.

9/29 - Brian Billick, the first coach in Ravens history to win a Super Bowl (2000 season), was inducted into the team's Ring of Honor at halftime of the game against the Browns... Billick led Baltimore to four playoff berths in nine seasons (1999-2007), producing an 85-67 overall record, including a 13-3 mark in 2006.

10/6 - The Ravens stopped the Steelers, 26-23, in overtime, at Heinz Field when K Justin Tucker nailed a 46-yard FG with 5:26 left in the extra period...Entering the contest, Baltimore had lost two in a row, but with this victory kicked off what would become a franchise-record 12-game winning streak during the 2019 regular season.

12/12 - The Ravens clinched a second-consecutive AFC North title when they overwhelmed the Jets, 42-21, at M&T Bank Stadium on Thursday Night Football...For the first time in team history, the Ravens improved to 12-2, with QB Lamar Jackson throwing 5 TD passes and breaking the single-season NFL record for rushing yards by a QB (Michael Vick - 1,039 in 2006).

12/17 - The NFL announced that 12 Ravens were voted to the Pro Bowl, tying 1973 Dolphins for the most-ever selections on an initial Pro Bowl roster: TE Mark Andrews (first), LS Morgan Cox (third), CB Marlon Humphrey (first), RB Mark Ingram II (third), QB Lamar Jackson (first), OLB Matthew Judon (first), CB Marcus Peters (third), FB Patrick Ricard (first), T Ronnie Stanley (first), S Earl Thomas III (seventh), K Justin Tucker (third) and G Marshal Yanda (eighth)...T Orlando Brown Jr. (first) was later added to the squad after originally being selected as an alternate, giving the Ravens 13 All-Stars, which tied the 2007 Cowboys for the most-ever selections on a Pro Bowl roster.

12/22 - The Ravens clinched homefield advantage for the AFC playoffs and their first-ever No. 1 playoff seed by winning their 11th-consecutive game in a 31-15 victory at the Browns.

12/29 - With a 28-10 home victory over Pittsburgh in Week 17, Baltimore set a team record by winning its 12th-straight game and finished the season with a franchise-best 14-2 record (which also was the NFL's best mark in 2019).

The Ravens finished the regular season ranking No. 1 in points (33.2) and rushing yards (206.0) per game, while they were No. 2 in total yards (407.6)...Baltimore became the first team ever to average 200 passing and 200 rushing yards per game in a season...The Ravens also set a new NFL single-season rushing record (3,296 yards), besting the 1978 Patriots' 3,165... Baltimore also set single-season team records for TDs (64), points (531), net yards (6,521), first downs (386) and fewest turnovers (15).

QB Lamar Jackson accounted for a league-high 43 total TDs, including a league-best and franchise-record 36 passing scores...Jackson also rushed for 1,206 yards (sixth most in the league), setting a new NFL single-season record by a QB...TE Mark Andrews had 10 receiving TDs, ranking No.1 among NFL tight ends and tying WR Cooper Kupp for second by all players...RB Mark Ingram II posted 15 total TDs, tying Ray Rice's 2011 single-season team record and ranking fourth overall in the NFL.

Baltimore allowed the NFL's third-fewest points (17.6) and fourth-fewest net yards (300.6) per game. The Ravens notched the league's No. 5 run "D" (93.4 ypg) and were No. 6 vs. the pass (207.2 ypg)...During their 12-game winning streak (starting in Week 5), the Ravens allowed the NFL's fewest



In 2019, led by QB Lamar Jackson and RB Mark Ingram II, the Ravens set a new NFL single-season rushing record (3,296 yards), besting the 1978 Patriots' 3,165.

RAVENS HISTORY

yards (268.9) and points (15.2) per game...Baltimore allowed just 18 TDs (a league low) in its final 12 games, also scoring 6 TDs of its own during this span.

1/11 - Baltimore fell at home in the Divisional round, 28-12, to the Tennessee Titans, who advanced to play Kansas City (the eventual Super Bowl Champions) in the AFC Championship.



John Harbaugh became the first Ravens coach to take home AP NFL Coach of the Year honors following the 2019 season.

2020

2/1 - It was a huge night for the Ravens at the annual NFL Honors ceremony, as John Harbaugh (AP Coach of the Year), Lamar Jackson (AP NFL MVP) and Greg Roman (AP Assistant Coach of the Year) took home three of the night's top accolades...Jackson became the NFL's second-ever unanimous MVP (Tom Brady, 2010), also producing the Ravens' first-ever NFL MVP...Harbaugh and Roman also became the first-ever Ravens to win their respective awards.

2/29 - At the 50th Annual NFL 101 Awards, held in Kansas City, MO, John Harbaugh and QB Lamar Jackson were named the 2019 AFC Coach of the Year and AFC Offensive Player of the Year, respectively.

3/6 - At the annual Maxwell Club Awards ceremony, held in Atlantic City, NJ, QB Lamar Jackson was named the Bert Bell Professional Player of the Year, and John Harbaugh received the Greasy Neale Professional Coach of the Year Award for their outstanding 2019 seasons.

3/11 - Ravens G Marshal Yanda announced his retirement from the NFL...A 13-year veteran, Yanda played in 177 regular season games, all with Baltimore, tying T Jonathan Ogden for the most by an offensive lineman in team history...Including playoffs (14 games), Yanda saw action in 191 total games, which are the most ever by a Ravens' offensive lineman... During the ceremony, it was announced by Ravens EVP & GM Eric DeCosta that Yanda would enter the Ravens' Ring of Honor at a future date.

3/16 - Ravens employees at the team's Owings Mills training facility (the Under Armour Performance Center) and M&T Bank Stadium began working from home in the midst of the COVID-19 global pandemic...For several months, extending into late June and early July, nearly all team operations were

conducted remotely...This included the NFL's offseason program, which was held virtually via Zoom meetings... Additionally, for the first time in league history, the NFL Draft (April 23-25) was conducted virtually from personnel staff and coach homes all around the country, with NFL leadership setting up personal offices and broadcasting rooms to carry out the selection of players.


6/8 - John Harbaugh and members of his coaching staff returned to the Under Armour Performance Center for the first time in about three months...Throughout the offseason, coaches conducted virtual training and meeting sessions with players prior to the start of training camp due to the COVID-19 pandemic.

COLDEST HOME GAMES

On Dec. 31, 2017 vs. Cincinnati, it was 19 degrees (felt like 7 with wind chill) at kickoff, marking the coldest home game in Ravens history. The previous record was 22 degrees (5 wind chill) on 12/31/00 vs. Denver in a Wild Card playoff.

COLDEST HOME GAMES RAVENS FRANCHISE HISTORY

Date	Opponent	Kickoff Temp.	Wind Chill
12/31/17	Cincinnati	19	7
12/31/00	Denver (WC)	22	5
12/07/08	Washington	29	12
12/19/05	Green Bay	29	19
1/15/12	Houston (Div.)	31	24



HALL OF FAME JONATHAN OGDEN



75 JONATHAN OGDEN

TACKLE HT: 6-9 WT: 345

COLLEGE: UCLA

EXP. (NFL/RAVENS): 12/12

DRAFTED: 1996, Fourth Overall: Ravens First-Ever Draft Choice

BORN: 7/31/74, WASHINGTON, D.C.

GP/GS (PLAYOFFS): 177/176 (8/8)

HALL OF FAME: 2013

PRO BOWLS: 11



CAREER SNAPSHOT

Jonathan Ogden, an 11-time Pro Bowler and the Ravens' first-ever draft choice (fourth overall in 1996), ranks fifth in career regular season games played by a Raven (177, tied with Marshal Yanda) and is third in games started (176). Only four offensive linemen in NFL history (Bruce Matthews - 14, Randall McDaniel - 12, Jim Otto - 12 and Will Shields -12) have earned more Pro Bowl honors.

- Pro Football Hall of Fame (2013)
- Baltimore's first-ever draft pick (fourth overall) in 1996 NFL Draft
- 11-time Pro Bowler (1997-2007, 11-consecutive seasons)
- 10-time All-Pro honoree (1996-2004, 2006)
- Super Bowl XXXV Champion (2000)
- Helped RB Jamal Lewis set a franchise record with 2,066 rushing yards in 2003, the third-most single-season rushing yards in NFL history. It included the second-highest single-game rushing total in NFL history (295 yards) against Cleveland (9/14/03).
- Ranks fifth in career regular season games played by a Raven (177, tied with Marshal Yanda) and is third in games started (176).
- Anchored an offensive line that allowed a franchise-low 17 sacks in 2006, the second-fewest (Ind. -15) in the NFL that season.

YEAR-BY-YEAR GLANCE

2007: Named to his 11th-consecutive Pro Bowl, playing in 11 games (10 starts)...Missed five games due to a toe injury suffered in 2006... Helped protect Ravens QBs, allowing them to complete a then-franchise-record 341 passes (61.2%) for 3,308 yards and helped allow the Ravens to rush for 1,797 yards and 11 TDs.

2006: Named to his 10th-consecutive Pro Bowl as a starter...Earned *Sports Illustrated* All-Pro, *AP* second-team All-Pro and *NFL.com* All-Pro honors...Started 14 games, missing the final two with a toe injury in 2006...Anchored a line that allowed a franchise-record-low 17 sacks, the second-fewest (Ind. - 15) in the NFL, and helped Ravens QBs post the fourth-highest completion percentage (62.6%) in franchise history...Also helped the Ravens rush for 1,637 yards and 11 TDs.

2005: Named to his ninth-consecutive Pro Bowl...Started all 16 games at LT and helped protect Ravens QBs, allowing them to complete 59.6% of their passes...Also helped the Ravens rush for 1,605 yards, averaging 3.6 yards per carry.

2004: Voted to his eighth-consecutive Pro Bowl and was also named first-team All-Pro by *Football Digest*, second-team All-Pro by the

AP, and All-Conference by the Pro Football Writers Association... Helped the Ravens rush for 2,063 yards...Along with the rest of the O-line, helped RB Jamal Lewis (who missed four games) eclipse the 1,000-yard rushing mark...Started 12 games...Missed the first game of the season at Cleveland and three others in midseason (at Phi., vs. Cle., at NYJ), with a hamstring injury.

2003: Earned his seventh-consecutive Pro Bowl...Also earned *AP* first-team All-Pro for the fourth time, *Sports Illustrated* All-Pro, *Pro Football Weekly* All-AFC, All-NFL, *Football Digest* first-team All-Pro and *The Sporting News* All-Pro honors...Started all 16 regular season games and one postseason contest and helped RB Jamal Lewis set a franchise record with 2,066 rushing yards, the third-most single-season rushing yards in NFL history (Eric Dickerson - 2,105 in 1984 and Adrian Peterson - 2,097 in 2012).

2002: Named to his sixth-consecutive Pro Bowl and garnered NFL Alumni Offensive Lineman of the Year honors...One of only three Ravens offensive players (TE Todd Heap and G Bennie Anderson) to start all 16 games.

2001: Was selected to start in his fifth-consecutive Pro Bowl and earned second-team All-Pro honors, when he started all 16 games.

2000: First-team *AP* All-Pro...Pro Bowl starter for the fourth-straight season...Also earned first-team All-Pro from *Sports Illustrated*, *The Sporting News*, *Football Digest*, *USA Today* and *Pro Football Weekly*...Started 15 games in the regular season and four playoff games, en route to the Ravens' Super Bowl XXXV Championship.

1999: Started every game at LT, earning his third-consecutive Pro Bowl start...Also named second-team All-Pro by *AP* and earned *Football Digest* first-team All-Pro and *Pro Football Weekly* All-AFC accolades.

1998: Pro Bowl starter for second-consecutive season...*AP* second-team All-Pro...Missed the final three games with an ankle injury.

1997: Selected to start in his first-career Pro Bowl at LT...Earned All-Pro honors from *Sports Illustrated*, *The Sporting News*, *Pro Football Weekly*, *College & Pro Football Weekly* and *Football Digest*...Started 16 games at LT.

1996: Capped tremendous rookie season with All-Pro selections by *Sports Illustrated* and *The Dallas Morning News* while playing his only season at LG...Consensus All-Rookie choice...Named to *USA Today's* All-Rookie team...Permitted 1 sack all season and 3 penalties (1 of those on special teams)...Started all 16 games.

HALL OF FAMER RAY LEWIS



52 RAY LEWIS

LINEBACKER

HT: 6-1

WT: 245



COLLEGE: MIAMI (FL)

EXP. (NFL/RAVENS): 17/17

DRAFTED: 1996, 26th Overall; Ravens Second-Ever Draft Choice

BORN: 5/15/75, LAKELAND, FL

GP/GS (PLAYOFFS): 228/227 (21/21)

HALL OF FAME: 2018

PRO BOWLS: 13

CAREER SNAPSHOT

Ray Lewis, a 2018 Pro Football Hall of Fame inductee and 13-time Pro Bowler, was the Ravens' second-ever draft choice (26th overall in 1996). Lewis helped guide the Ravens to two Super Bowl titles during his career, capturing the Lombardi Trophy in 2000 and 2012.

Following the 2012 campaign, Lewis, who will be forever known as the greatest linebacker of his generation and one of the best defensive players in NFL history, retired after 17 seasons. Here is a brief look at his storied pro career:

- In 2000, Lewis led a defense that established a 16-game single-season record for fewest points (165) and fewest rushing yards allowed (970), recorded four shutouts (one shy of the post-1970 merger record), and finished first league-wide in six key defensive categories.
- Was the second player in NFL history to win both NFL Defensive Player of the Year and Super Bowl MVP awards (2000)...DT Harvey Martin of Dallas won Defensive Player of the Year in 1977 and was co-MVP of Super Bowl XXII with DT Randy White.
- Is the only player in NFL history with at least 40 career sacks and 30 career INTs (41.5 sacks and 31 INTs).
- Posted a franchise-record 2,643 career tackles, including a single-season team-best 225 stops in 2003.
- Led the Ravens in tackles in 14 of his 17 seasons, registering at least 150 stops 11 times.
- Returned 3 of his 31 INTs for TDs.
- Had a team-record and career-high 25 tackles at NYG (9/14/97).
- Posted seven career 20-tackle games.
- Is second only to Jack Ham (53) in take-aways by a LB in NFL history with 50 total (31 INTs and 19 FRs).

PERENNIAL PRO BOWLER

LB Ray Lewis was invited to 13 Pro Bowls during his career, tying Hall of Famer Reggie White for the most by a defender in NFL history. Lewis played in 12 Pro Bowls, missing the 2006 Hawaiian classic due to a hand injury. Here are the defenders who have earned the most Pro Bowls during their careers.

MOST PRO BOWL INVITATIONS / DEFENSIVE PLAYERS (NFL History)

Rk.	Player	Pro Bowl Invites
1.	LB Ray Lewis	13
	DL Reggie White	13
2.	CB Champ Bailey	12
	LB Junior Seau	12

CAREER HONORS

- Pro Football Hall of Fame (2018)
- Invited to 13 Pro Bowls (1997-2001, 2003-04 and 2006-11)...Did not play in 2006 game due to a hand injury
- Two-time NFL Defensive Player of the Year (2000 & 2003) – one of eight players in NFL history to win multiple times (Lawrence Taylor & J.J. Watt – three; Aaron Donald, Joe Greene, Mike Singletary, Bruce Smith and Reggie White – two)
- Seven-time AP first-team All-Pro (1999-2001, 2003-04, 2008-09)
- Three-time AP second-team All-Pro (1997-98, 2010)
- Super Bowl XXXV MVP (2000)
- Named to the NFL All-Decade (2000s) team, chosen every 10 years by the Pro Football Hall of Fame Selection Committee
- AFC Defensive Player of the Week (Week 3, 2011; Week 10, 2008; Week 1, 2006; Week 17, 2003; Week 4, 2002; Week 15, 2001; Week 9, 1997; Week 1, 1996)
- AFC Defensive Player of the Month (November, 2003)
- *College & Pro Football Weekly* first-team All-Pro (1997, 2000-01)
- *College & Pro Football Weekly* second-team All-Pro (1999, 2004)
- *Football Digest* Defensive Player of the Year (2003)
- *Football Digest* All-Pro (1999, 2000-01, 2003)
- *Football Digest* second-team All-Pro (2004)
- *Football Digest* second-team All-NFL (1997)
- *Football News* All-Pro (2000-01)
- KC 101 Defensive Player of the Year (2000-01, 2003)
- NFL Alumni Linebacker of the Year (1999, 2003)
- PFW/PFWA first-team All-NFL (2000, 2003, 2008)
- PFW/PFWA first-team All-AFC (1999, 2000, 2003, 2008)
- PFW/PFWA and *Football Digest* Defensive MVP (2003)
- *Pro Football Weekly* All-Pro (1999-2001 and 2003-04)
- *Pro Football Weekly* Defensive Player of the Week (1997)
- *USA Today* first-team All-Pro (1998-2000)
- *USA Today* All-Rookie Team (1996)
- *Sporting News* All-Pro (1998-2001, 2003-04)
- *Sports Illustrated* All-Pro (1997-2001, 2003-04, 2009-10)
- John Mackey Award (1997), AFC's best LB, as voted by peers
- NFLPA Linebacker of the Year (1997)
- Walter Payton Man of the Year Finalist (2003)
- NFL's Most Dominant Player, voted by league coaches through CBS Sports (2003)

HALL OF FAMER RAY LEWIS

REGULAR SEASON

Year	Team	GP	GS	TACKLES			SACKS		INTERCEPTIONS					FUMBLES		
				TT	Solo	Asst.	No.	Yards	No.	Yards	LG	TD	PD	FF	FR	Yards
1996	Baltimore	14	13	*142	*104	38	2.5	8.5	1	0	0	0	6	0	0	0
1997	Baltimore	16	16	**210	**163	47	4.0	27.0	1	18	18	0	9	1	1	0
1998	Baltimore	14	14	*154	*119	35	3.0	14.0	2	25	26	0	10	1	0	0
1999	Baltimore	16	16	**198	**131	67	3.5	20.5	3	97	60	0	8	1	0	0
2000	Baltimore	16	16	*187	*120	67	3.0	33.0	2	1	1	0	7	0	3	0
2001	Baltimore	16	16	**196	**130	66	3.5	26.0	3	115	64	0	10	1	1	0
2002	Baltimore	5	5	85	57	28	0.0	0.0	2	4	4	0	2	1	1	0
2003	Baltimore	16	16	##225	**160	65	1.5	11.0	6	99	37	1	13	2	2	1
2004	Baltimore	15	15	**200	**122	78	1.0	9.0	0	0	0	0	3	1	2	0
2005	Baltimore	6	6	77	47	30	1.0	1.0	1	0	0	0	3	0	1	0
2006	Baltimore	14	14	*164	*106	58	5.0	36.5	2	27	27	0	9	1	1	0
2007	Baltimore	14	14	*184	*108	76	2.0	7.0	2	35	35t	1	10	2	1	0
2008	Baltimore	16	16	*160	*84	76	3.5	32.5	3	43	29	0	12	1	2	0
2009	Baltimore	16	16	*164	*100	64	3.0	16.0	0	9	9	0	6	3	1	0
2010	Baltimore	16	16	*145	*103	42	2.0	8.0	2	26	24t	1	4	2	3	0
2011	Baltimore	12	12	*95	*72	23	2.0	16.0	1	4	4	0	7	2	0	0
2012	Baltimore	6	6	57	44	13	1.0	0.0	0	0	0	0	1	1	1	0
Totals		228	227	2,643	1,770	873	41.5	266.0	31	503	64	3	120	20	20	1

*LED TEAM; **LED TEAM AND NFL
#FRANCHISE SINGLE-SEASON RECORD

CAREER SINGLE-GAME HIGHS [REGULAR SEASON]

Total Tackles: 25 (9/14/97 at NYG)
Sacks: 2 (11/26/00 vs. Cle.)
Forced Fumbles: 1 20 times (last: 9/16/12 at Phi.)
Passes Defensed: 3 6 times (last: 10/14/07 vs. STL)

Solo Tackles: 18 (9/14/97 at NYG)
INTs: 2 3 times (last: 11/9/08 at Hou.)
Fumble Recoveries: 2 (12/28/08 vs. Jax.)



PLAYOFFS

Year	Team	GP	GS	TACKLES			SACKS		INTERCEPTIONS					FUMBLES		
				TT	Solo	Asst.	No.	Yards	No.	Yards	LG	TD	PD	FF	FR	Yards
2000	Baltimore	4	4	44	28	16	0.0	0.0	2	54	50t	1	7	0	1	0
2001	Baltimore	2	2	17	10	7	0.0	0.0	0	0	0	0	0	2	0	0
2003	Baltimore	1	1	18	12	6	0.0	0.0	0	0	0	0	0	0	0	0
2006	Baltimore	1	1	23	13	10	0.0	0.0	0	0	0	0	3	0	0	0
2008	Baltimore	3	3	29	23	6	0.0	0.0	0	0	0	0	1	2	0	0
2009	Baltimore	2	2	21	10	11	1.0	7.0	0	0	0	0	1	0	0	0
2010	Baltimore	2	2	13	9	4	1.0	10.0	0	0	0	0	0	1	0	0
2011	Baltimore	2	2	20	12	8	0.0	0.0	0	0	0	0	1	0	0	0
2012	Baltimore	4	4	51	29	22	0.0	0.0	0	0	0	0	1	0	0	0
Totals		21	21	236	146	90	2.0	17.0	2	54	50t	1	14	5	1	0

RAVENS DEFENSIVE RECORDS

RAVENS CAREER DEFENSIVE RECORDS (All-Time History)

TACKLES

1. Ray Lewis (1996-2012) 2,643
2. Terrell Suggs (2003-18) 941
3. Kelly Gregg (2001-10) 721
4. Ed Reed (2002-12) 661
5. C.J. Mosley (2014-18) 574

INTERCEPTIONS

1. Ed Reed (2002-12) 61
2. Ray Lewis (1996-2012) 31
3. Chris McAlister (1999-2008) 26

FUMBLES RECOVERED

1. Ray Lewis (1996-2012) 20
2. Terrell Suggs (2003-18) 13
3. Ed Reed (2002-12) 10

TURNOVER MACHINE

MOST CAREER TAKEAWAYS BY A LINEBACKER (Since 1970 Merger)

Rk.	Player	Take-Aways	INTs	FRs
1.	Jack Ham	53	32	21
2.	Ray Lewis	50	31	19*
3.	Stan White	48	34	14

*Has 20-career overall FRs, but 1 came after teammate Jamie Sharper fumbled an INT that Lewis would then recover; thus, Lewis has 19 FR takeaways.

Impressively, LB Ray Lewis is the only player in NFL history to record at least 40 sacks and 30 INTs in a career.

NFL PLAYERS W/ 30+ SACKS & 25+ INTS (Since 1970 Merger)

Player	Games	Sacks	INTs
Ray Lewis (1996-2012)	228	41.5	31
Rodney Harrison (1994-2008)	186	30.5	34
William Thomas (1991-2001)	172	37.0	27

HALL OF FAME ED REED



20 ED REED

SAFETY

HT: 5-11

WT: 205



COLLEGE: MIAMI (FL)

EXP. (NFL/RAVENS): 12/11

DRAFTED: 2002, First Round (24th Overall)

BORN: 9/11/78, ST. ROSE, LA

GP/GS (PLAYOFFS): 174/169 (15/15)

HALL OF FAME: 2019

PRO BOWLS: 9

CAREER SNAPSHOT

- Reed's 64 career INTs rank seventh in NFL history, while his 1,590 INT return yards stand No. 1.
- Produced a Ravens' franchise-record 61 INTs for 1,541 return yards and 7 TDs.
- Posted an NFL-record 107-yard return TD (vs. Phi. 11/23/08), breaking the previous long of 106, which he set vs. Cle. (11/7/04).
- Reed's career INT return yard average of 24.8 yards ranks No. 2 in NFL history (min. 30 INTs). (Deion Sanders is first at 25.1.)
- Scored 14 TDs in his career (including playoffs) and became the first player in NFL history to score return TDs off a punt, blocked punt, INT and fumble recovery. (Ronde Barber is the second.)
- Posted 9 regular season defensive touchdowns during his Baltimore career. Reed's 9 "D-TDs" are the most in Ravens franchise history, while his 7 INT-TDs also rank first.
- Blocked 4 punts in his career, returning 3 for TDs (ties an NFL record).
- Reed tallied 12 multi-INT games (13 including playoffs), tied for the most in the Super Bowl Era (since 1966).
- Owns 9 career postseason INTs, tying the NFL playoff record shared by Charlie Waters, Bill Simpson & Ronnie Lott.
- Finished his career with 699 total tackles, 6 sacks, 154 passes defended, 12 forced fumbles and 10 fumble recoveries. (His 661 total tackles as a Raven rank fourth in team history.)

KEY HONORS

- Pro Football Hall of Fame (2019)
- Super Bowl XLVII Champion
- Nine-time Pro Bowler (2003-04, 2006-12)
- *Associated Press* NFL Defensive Player of the Year (2004)
- PFW/PFWA NFL Defensive Player of the Year (2004)
- *The Sporting News* All-Decade Team (2000s)
- *USA Today* All-Decade Team (2000s)
- Five-time *AP* first-team All-Pro (2004, 2006-08, 2010)
- Three-time *AP* second-team All-Pro (2003, 2009, 2011)
- Six-time PFW/PFWA All-NFL (2003-04, 2006-08, 2010)
- *The Sporting News* All-Pro (2003-04, 2006, 2007, 2008, 2010)
- AFC Defensive Player of the Month (Dec. 2010; Dec. 2008; Nov. 2004)
- AFC Defensive Player of the Week (Week 16, 2010; Week 14, 2008; Week 12, 2008; Week 9, 2004)
- AFC Special Teams Player of the Week (Week 6, 2003)

NFL INTERCEPTION RETURN YARDS

S Ed Reed's 64 career interceptions rank seventh all time, while his 1,590 INT return yards stand No. 1. Reed also owns the second-best INT return average (24.8) in league history.

ALL-TIME NFL INTERCEPTION RETURN YARDS

Rk.	Player	G	INT	Yards	Avg.	LG	TD
1.	Ed Reed	174	64	1,590	24.8	107t	7
2.	Rod Woodson	238	71	1,483	20.9	98t	12
3.	Darren Sharper	205	63	1,412	22.4	99t	11
4.	Deion Sanders	188	53	1,331	25.1	93t	9
5.	Emlen Tunnell	167	79	1,282	16.2	55t	4
6.	Night Train Lane	157	68	1,207	17.8	80t	5
7.	Paul Krause	226	81	1,185	14.6	81	3

GOING THE DISTANCE

LONGEST INTERCEPTION RETURNS / NFL HISTORY

Rk.	Player	Yards	Date/Game
1.	Ed Reed	107t	11/23/08 vs. Phi.
2.	Ed Reed	106t	11/7/04 vs. Cle.
3.	Marcus Maye	104	10/7/18 vs. Den.
4.	Vencie Glenn Louis Oliver	103t 103t	11/29/87 vs. Den. 10/4/92 at Buf.

WHILE WITH THE RAVENS [2002-12]

While playing in Baltimore from 2002-12, Reed had 61 INTs for 1,541 return yards, the most among all NFL players during this span.

NFL INTERCEPTIONS (2002-12)

Rk.	Player	INT
1.	Ed Reed	61
2.	Asante Samuel	50
3.	Charles Woodson	44

NFL INT RETURN YARDS (2002-12)

Rk.	Player	Yards
1.	Ed Reed	1,541
2.	Darren Sharper	1,143
3.	DeAngelo Hall	789

DUAL INTERCEPTION GAMES

S Ed Reed registered 12 dual-INT games (13 including playoffs) during his career, tied for the most such performances among players in the Super Bowl Era (since 1966).

MOST GAMES WITH 2+ INTERCEPTIONS / SUPER BOWL ERA

Player	2+ INT Games
Ed Reed	12
Paul Krause	12
Johnny Robinson	12
Ronnie Lott	11

HALL OF FAME ED REED

REGULAR SEASON

Year	Team	GP	GS	TACKLES			SACKS		INTERCEPTIONS					FUMBLES		
				TT	Solo	Asst.	No.	Yards	No.	Yards	LG	TD	PD	FF	FR	Yards
2002	Baltimore	16	16	86	69	17	1.0	3.0	5	167	59	0	13	1	0	0
2003	Baltimore	16	15	92	77	15	1.0	12.0	*7	132	54t	1	*19	1	0	0
2004	Baltimore	16	16	89	80	9	2.0	28.0	**9	**358	106t	1	*17	3	2	44
2005	Baltimore	10	10	40	36	4	0.0	0.0	1	23	23	0	12	0	0	0
2006	Baltimore	16	16	66	61	5	0.0	0.0	5	70	37	1	16	1	1	32
2007	Baltimore	16	16	45	36	9	0.0	0.0	*7	130	32	0	13	0	1	6
2008	Baltimore	16	16	40	32	8	1.0	9.0	**9	*264	^107t	2	15	1	2	27
2009	Baltimore	12	12	54	50	4	0.0	0.0	3	111	52t	1	6	3	1	13
2010	Baltimore	10	10	39	29	10	0.0	0.0	**8	**183	44	0	*16	1	0	0
2011	Baltimore	16	16	52	44	8	1.0	4.0	3	25	16	0	8	1	0	0
2012	Baltimore	16	10	58	49	9	0.0	0.0	*4	78	34t	1	15	0	*3	31
2013	Hou./NYJ	14	10	38	27	11	0.0	0.0	3	49	25	0	4	0	0	0
Totals		174	169	699	590	109	6.0	56.0	#64	^1,590	^107t	7	154	12	10	153

^NFL RECORD

#FRANCHISE RECORD (61 WITH THE RAVENS)

**LED NFL

*LED TEAM

SPECIAL TEAMS TACKLES (8): 2002 (8)

CAREER SINGLE-GAME HIGHS [REGULAR SEASON]

Total Tackles: 14 (9/7/03 at Pit.)	Solo Tackles: 10 2 times (last: 11/16/03 at Mia.)
Sacks: 1 6 times (last: 10/2/11 vs. NYJ)	INTs: 2 12 times (last: 9/11/11 vs. Pit.)
Forced Fumbles: 1 12 times (last: 10/2/11 vs. NYJ)	Fumble Recoveries: 1 10 times (last: 12/2/12 vs. Pit.)
Passes Defensed: 5 (11/28/10 vs. TB)	



Additional Statistics: Returned 29 punts for 204 yards, including 1 return for a 63-yard TD (9/10/07 at Cin.)...Returned a fumble recovery (which he forced) 22 yards for a TD (10/10/04 at Was.)...Posted a safety on 10/1/06 vs. SD...Returned a fumble recovery (which he forced) 22 yards for a TD (12/7/08 vs. Was.)

Punt Blocks: Blocked 4 punts in his career, returning 3 for TDs (tied for NFL record): 9/30/02 vs. Den., first punt block in franchise history; 11/24/02 vs. Ten., returned 11 yards for a TD; 10/12/03 at Ari., returned 22 yards for a TD; 11/23/03 vs. Sea., returned 16 yards for a TD.

PLAYOFFS

Year	Team	GP	GS	TACKLES			SACKS		INTERCEPTIONS					FUMBLES		
				TT	Solo	Asst.	No.	Yards	No.	Yards	LG	TD	PD	FF	FR	Yards
2003	Baltimore	1	1	3	3	0	0.0	0.0	1	23	23	0	2	0	0	0
2006	Baltimore	1	1	2	2	0	0.0	0.0	2	0	0	0	3	0	0	0
2008	Baltimore	3	3	7	6	1	0.0	0.0	2	76	64t	1	3	0	0	0
2009	Baltimore	2	2	6	3	3	0.0	0.0	2	63	38	0	3	0	0	0
2010	Baltimore	2	2	7	6	1	0.0	0.0	0	0	0	0	0	0	1	0
2011	Baltimore	2	2	10	9	1	0.0	0.0	1	0	0	0	6	0	0	0
2012	Baltimore	4	4	15	14	1	0.0	0.0	1	6	6	0	3	0	0	0
Totals		15	15	50	43	7	0.0	0.0	9	168	64t	1	20	0	1	0

PLAYOFF BALLHAWK

S Ed Reed tallied 9 INTs in 15 career playoff games, tying for the most all time. Reed's 168 return yards stand fourth all time, while he also posted 50 tackles (43 solo) and 20 PD in postseason play.

POSTSEASON INTERCEPTION LEADERS (NFL History)

Rk.	Player	INT	Yards	TDs	Games
1.	Ed Reed	9	168	1	15
	Ronnie Lott	9	187	2	11
	Bill Simpson	9	149	1	6
	Charlie Waters	9	124	0	10

REED'S CAREER TOUCHDOWNS [14 OVERALL]

Date/Game	Result	Touchdown
09/10/12 vs. Cin.	W	34-yard INT return
10/11/09 vs. Cin.	L	52-yard INT return
1/4/09 at Mia. (WC)	W	64-yard INT return
12/7/08 vs. Was.	W	22-yard FR return
11/23/08 vs. Phi.	W	107-yard INT return (NFL record)
9/21/08 vs. Cle.	W	32-yard INT return
9/10/07 at Cin.	L	63-yard punt return
11/5/06 vs. Cin.	W	25-yard INT return
11/7/04 vs. Cle.	W	106-yard INT return
10/10/04 at Was.	W	22-yard FR return
11/23/03 vs. Sea.	W	16-yard punt block return
10/12/03 at Ari.	W	22-yard punt block return
9/14/03 vs. Cle.	W	54-yard INT return
11/24/02 vs. Ten.	W	11-yard punt block return

ALL-TIME TRADES

MARCH 12, 1996

Traded 1997 fourth-round pick to Seattle for G Jeff Blackshear.

FEBRUARY 14, 1997

Traded T Tony Jones to Denver for Broncos 1997 second-round pick (S Kim Herring).

AUGUST 24, 1997

Traded 1998 seventh-round pick to Pittsburgh for OL Bernard Dafney.

AUGUST 24, 1997

Traded 1999 seventh-round pick to Philadelphia for G Ben Cвил.

FEBRUARY 14, 1998

Traded 1998 third- and fourth-round picks to Indianapolis for QB Jim Harbaugh and Colts 1998 fourth-round pick.

FEBRUARY 18, 1998

Traded 1999 third-round pick to Tampa Bay for RB Errict Rhett.

MARCH 22, 1999

Traded 1999 third-round pick and conditional 2000 fifth-round pick to Detroit for QB Scott Mitchell.

MARCH 30, 1999

Traded 1999 sixth-round pick to New England for TE Lovett Purnell.

APRIL 17, 1999

Traded 1999 fifth-round pick and 2000 seventh-round pick to St. Louis for QB Tony Banks.

MARCH 16, 2004

In a three-team trade, the Ravens sent a second-round pick to the 49ers in exchange for WR Terrell Owens (3/3), then reached a settlement prior to arbitration when Baltimore acquired a fifth-round compensatory pick from Philadelphia, re-acquired the original second-round pick, and the Eagles acquired Owens.

APRIL 25, 2004

Traded fourth-round pick to Jacksonville for WR Kevin Johnson.

JUNE 8, 2006

Traded 2007 fourth-round draft pick (128th overall) to Tennessee for QB Steve McNair.

JUNE 19, 2006

Traded 2007 conditional draft pick to Indianapolis for S Gerome Sapp.

MARCH 9, 2007

Traded three draft picks (third and seventh in 2007; third in 2008) to Buffalo for RB Willis McGahee, who signed a six-year deal with the Ravens.

APRIL 27, 2008

Traded 2008 fourth-round draft pick (125th overall) to Oakland for CB Fabian Washington.

MARCH 5, 2010

Traded 2010 third- and fourth-round draft picks to Arizona for WR Anquan Boldin and a 2010 fifth-round draft choice.

SEPTEMBER 1, 2010

Traded 2011 conditional draft pick to Seattle for CB Josh Wilson. (Trade yielded a fifth-round choice for the Seahawks.)

AUGUST 12, 2011

Traded a 2012 fourth-round draft pick to Buffalo for WR Lee Evans.

MARCH 11, 2013

Traded WR Anquan Boldin to San Francisco for a 2013 sixth-round draft choice.

MAY 9, 2013

Traded a conditional 2014 draft choice to Indianapolis in exchange for G/C A.Q. Shipley.

AUGUST 21, 2013

Traded WR/RS David Reed to Indianapolis in exchange for RB Delone Carter.

OCTOBER 3, 2013

Traded a 2014 fourth- and fifth-round pick to Jacksonville in exchange for T Eugene Monroe.

OCTOBER 21, 2013

Traded T Bryant McKinnie to Miami in exchange for a conditional 2015 draft choice.

MARCH 26, 2014

Traded a 2015 draft pick to Tampa Bay in exchange for C Jeremy Zuttah.

MARCH 10, 2015

Traded DT Haloti Ngata and a 2015 seventh-round draft choice to Detroit for 2015 fourth- and fifth-round draft picks.

APRIL 1, 2015

Traded C/G Gino Gradkowski and a 2016 fifth-round draft choice to Denver in exchange for a 2016 fourth-round pick.

SEPTEMBER 5, 2015

Traded C Nick Easton to the San Francisco 49ers in exchange for a 2016 conditional draft pick.

SEPTEMBER 21, 2015

Traded a 2016 seventh-round draft choice to Miami in exchange for CB Will Davis.

OCTOBER 3, 2015

Traded a conditional draft pick to St. Louis in exchange for WR Chris Givens.

MARCH 15, 2017

Traded C Jeremy Zuttah and a 2017 sixth-round pick (198th overall) to San Francisco in exchange for a 2017 sixth-round choice (186th).

APRIL 4, 2017

Traded DT Timmy Jernigan and the 99th-overall selection (a third-round compensatory choice) in the 2017 NFL Draft to Philadelphia in exchange for the 74th-overall pick in the 2017 draft.

SEPTEMBER 1, 2017

Traded a 2018 conditional seventh-round draft pick to Arizona in exchange for G/C Tony Bergstrom.

SEPTEMBER 2, 2017

Traded an undisclosed draft pick to Jacksonville in exchange for C Luke Bowanko.

AUGUST 28, 2018

Traded OLB Kamalei Correa to Tennessee to obtain a 2019 sixth-round draft choice.

OCTOBER 30, 2018

Traded a future draft pick to Green Bay in exchange for RB/WR Ty Montgomery.

MARCH 13, 2019

Traded QB Joe Flacco to Denver in exchange for a 2019 fourth-round draft choice.

AUGUST 5, 2019

Traded G Alex Lewis to the NY Jets in exchange for a 2020 seventh-round draft choice.

AUGUST 11, 2019

Traded K/P Kaare Vedvik to Minnesota in exchange for a 2020 fifth-round draft pick.

AUGUST 28, 2019

Traded G/T Jermaine Eluemunor to New England in exchange for a 2020 fourth-round draft pick.

OCTOBER 15, 2019

Traded LB Kenny Young and a 2020 fifth-round draft pick to the LA Rams in exchange for CB Marcus Peters.

MARCH 18, 2020

Traded TE Hayden Hurst and a 2020 fourth-round draft choice to Atlanta in exchange for second- and fifth-round selections in the 2020 draft.

MARCH 19, 2020

Traded a 2020 fifth-round draft choice to Jacksonville in exchange for DE Calais Campbell.

MARCH 20, 2020

Traded DE Chris Wormley and a seventh-round pick in the 2021 draft to Pittsburgh in exchange for a fifth-round pick in 2021.

ALL-TIME AP HONORS

ASSOCIATED PRESS PLAYERS & COACHES OF THE YEAR



LB Peter Boulware – 1997
Defensive Rookie of the Year



LB Ray Lewis – 2000 & 2003
Defensive Player of the Year



RB Jamal Lewis – 2003
Offensive Player of the Year



S Ed Reed – 2004
Defensive Player of the Year



OLB Terrell Suggs – 2003 DROY
& 2011 Def. Player of the Year



QB Lamar Jackson – 2019
Unanimous NFL MVP



John Harbaugh – 2019
NFL Coach of the Year



Greg Roman – 2019
NFL Asst. Coach of the Year

ASSOCIATED PRESS ALL-PRO HONOREES

Year	Player	Team	Year	Player	Team	Year	Player	Team
1997	T Jonathan Ogden	First	2006	FB Ovie Mughelli	Second	2012	RS Jacoby Jones	First
1998	RS Jermaine Lewis	First	2006	T Jonathan Ogden	Second	2012	FB Vonta Leach	First
1998	LB Ray Lewis	Second	2006	S Ed Reed	First	2012	DT Haloti Ngata	Second
1998	T Jonathan Ogden	Second	2006	LB Bart Scott	Second	2012	G Marshal Yanda	Second
1999	LB Peter Boulware	Second	2006	K Matt Stover	Second	2013	K Justin Tucker	First
1999	LB Ray Lewis	First	2006	LB Adalius Thomas	First	2014	OLB Elvis Dumervil	First
1999	T Jonathan Ogden	Second	2007	S Ed Reed	First	2014	LB C.J. Mosley	Second
2000	DT Sam Adams	Second	2008	LB Ray Lewis	First	2014	DT Haloti Ngata	Second
2000	DE Rob Burnett	Second	2008	FB Le'Ron McClain	First	2014	G Marshal Yanda	First
2000	LB Ray Lewis	First	2008	DT Haloti Ngata	Second	2015	P Sam Koch	Second
2000	T Jonathan Ogden	First	2008	S Ed Reed	First	2015	G Marshal Yanda	First
2000	K Matt Stover	First	2008	LB Terrell Suggs	Second	2016	LB Zachary Orr	Second
2000	S Rod Woodson	Second	2009	LB Ray Lewis	First	2016	K Justin Tucker	First
2001	RS Jermaine Lewis	Second	2009	FB Le'Ron McClain	Second	2016	G Marshal Yanda	Second
2001	LB Ray Lewis	First	2009	DT Haloti Ngata	Second	2017	LB C.J. Mosley	Second
2001	T Jonathan Ogden	Second	2009	S Ed Reed	Second	2017	K Justin Tucker	Second
2002	T Jonathan Ogden	First	2009	RB Ray Rice	Second	2018	K Justin Tucker	First
2003	TE Todd Heap	Second	2010	K Billy Cundiff	First	2018	LB C.J. Mosley	Second
2003	RB Jamal Lewis	First	2010	LB Ray Lewis	Second	2018	G Marshal Yanda	Second
2003	LB Ray Lewis	First	2010	DT Haloti Ngata	First	2019	CB Marlon Humphrey	First
2003	CB Chris McAlister	First	2010	S Ed Reed	First	2019	QB Lamar Jackson	First
2003	T Jonathan Ogden	First	2011	FB Vonta Leach	First	2019	CB Marcus Peters	First
2003	S Ed Reed	Second	2011	DT Haloti Ngata	First	2019	T Ronnie Stanley	First
2004	LB Ray Lewis	First	2011	S Ed Reed	Second	2019	K Justin Tucker	First
2004	CB Chris McAlister	Second	2011	RB Ray Rice	Second	2019	G Marshal Yanda	Second
2004	T Jonathan Ogden	Second	2011	LB Terrell Suggs	First			
2004	S Ed Reed	First	2011	G Marshal Yanda	Second			



ALL-TIME HONORS

AFC PLAYERS OF THE MONTH

Year	Month	Player	Honor	Year	Month	Player	Honor
1997	Sept.	K Matt Stover	Special Teams	2010	Nov.	LB Terrell Suggs	Defense
1998	Sept.	PR Jermaine Lewis	Special Teams	2010	Dec.	S Ed Reed	Defense
2000	Sept.	DE Rob Burnett	Defense	2011	Dec.	LB Terrell Suggs	Defense
2000	Nov.	K Matt Stover	Special Teams	2012	Nov.	RS Jacoby Jones	Special Teams
2000	Dec.	KR/PR Jermaine Lewis	Special Teams	2013	Nov.	K Justin Tucker	Special Teams
2003	Nov.	LB Ray Lewis	Defense	2014	Nov.	K Justin Tucker	Special Teams
2003	Dec.	RB Jamal Lewis	Offense	2016	Sept.	K Justin Tucker	Special Teams
2004	Oct.	KR/PR B.J. Sams	Special Teams	2017	Nov.	K Justin Tucker	Special Teams
2004	Nov.	S Ed Reed	Defense	2018	Sept.	K Justin Tucker	Special Teams
2006	Sept.	LB Bart Scott	Defense	2018	Nov.	K Justin Tucker	Special Teams
2006	Sept.	K Matt Stover	Special Teams	2019	Oct.	K Justin Tucker	Special Teams
2008	Dec.	S Ed Reed	Defense	2019	Nov.	QB Lamar Jackson	Offense

NFL ROOKIES OF THE MONTH

Year	Month	Player	Honor	Year	Month	Player	Honor
1997	Sept.	LB Peter Boulware	Defense	2009	Dec./Jan.	T Michael Oher	Offense
2000	Nov.	RB Jamal Lewis	Offense	2014	Oct.	LB C.J. Mosley	Defense
2003	Sept.	OLB Terrell Suggs	Defense	2014	Dec.	LB C.J. Mosley	Defense
2008	Nov.	QB Joe Flacco	Offense	2018	Dec.	QB Lamar Jackson	Offense

AFC PLAYER OF THE WEEK HONORS

Year	Wk.	Player	Honor	Year	Wk.	Player	Honor	Year	Wk.	Player	Honor
1996	1	LB Ray Lewis	Def.	2003	16	RB Jamal Lewis	Off.	2011	14	OLB Terrell Suggs	Def.
1996	5	RB Earnest Byner	Off.	2003	17	LB Ray Lewis	Def.	2011	17	RB Ray Rice	Off.
1996	9	QB Vinny Testaverde	Off.	2004	7	CB Deion Sanders	Def.	2012	1	QB Joe Flacco	Off.
1996	14	WR Derrick Alexander	Off.	2004	9	S Ed Reed	Def.	2012	6	RS Jacoby Jones	ST
1997	9	LB Ray Lewis	Def.	2004	10	QB/P Kordell Stewart	ST	2012	16	RB Ray Rice	Off.
1997	15	WR/RS Jermaine Lewis	ST	2004	14	QB Kyle Boller	Off.	2013	10	K Justin Tucker	ST
1998	2	CB Rod Woodson	Def.	2005	11	K Matt Stover	ST	2013	12	K Justin Tucker	ST
1998	4	RB Priest Holmes	Off.	2005	13	OLB Terrell Suggs	Def.	2013	15	K Justin Tucker	ST
1998	4	KR Jermaine Lewis	ST	2006	1	LB Ray Lewis	Def.	2014	3	K Justin Tucker	ST
1998	10	DE Michael McCrary	Def.	2006	10	DE Trevor Pryce	ST	2014	6	QB Joe Flacco	Off.
1999	3	LB Peter Boulware	Def.	2006	11	RS B.J. Sams	ST	2014	10	RB Justin Forsett	Off.
1999	11	K Matt Stover	ST	2006	17	CB Chris McAlister	Def.	2014	12	RB Justin Forsett	Off.
1999	13	DE Michael McCrary	Def.	2007	3	WR/RS Yamon Figurs	ST	2014	14	OLB Elvis Dumervil	Def.
1999	14	WR Qadry Ismail	Off.	2007	6	K Matt Stover	ST	2015	4	K Justin Tucker	ST
1999	16	K Matt Stover	ST	2008	7	OLB Terrell Suggs	Def.	2015	8	K Justin Tucker	ST
2000	1	DE Rob Burnett	Def.	2008	9	QB Joe Flacco	Off.	2015	12	S Will Hill III	ST
2000	2	QB Tony Banks	Off.	2008	10	LB Ray Lewis	Def.	2016	2	DE Lawrence Guy	ST
2000	5	S Rod Woodson	Def.	2008	12	S Ed Reed	Def.	2016	12	K Justin Tucker	ST
2000	6	K Matt Stover	ST	2008	14	S Ed Reed	Def.	2017	11	OLB Matthew Judon	Def.
2000	16	LB Jamie Sharper	Def.	2008	16	P Sam Koch	ST	2017	12	P Sam Koch	ST
2000	17	WR/RS Jermaine Lewis	ST	2009	3	LB Brendon Ayanbadejo	Def.	2017	13	S Eric Weddle	Def.
2001	3	S Corey Harris	Def.	2009	15	CB Domonique Foxworth	Def.	2017	15	P Sam Koch	ST
2001	8	K Matt Stover	ST	2009	17	RB Willis McGahee	Off.	2018	3	K Justin Tucker	ST
2001	12	DE Adalius Thomas	Def.	2010	3	WR Anquan Boldin	Off.	2018	6	OLB Za'Darius Smith	Def.
2001	15	LB Ray Lewis	Def.	2010	9	DT Haloti Ngata	Def.	2018	12	RS Cyrus Jones	ST
2001	17	LB Peter Boulware	Def.	2010	14	WR/RS David Reed	ST	2018	16	ILB Patrick Onwuasor	Def.
2002	4	LB Ray Lewis	Def.	2010	15	RB Ray Rice	Off.	2018	17	K Justin Tucker	ST
2002	4	CB Chris McAlister	ST	2010	16	S Ed Reed	Def.	2019	1	QB Lamar Jackson	Off.
2002	10	WR/RS Lamont Brightful	ST	2011	1	OLB Terrell Suggs	Def.	2019	5	K Justin Tucker	ST
2002	12	LB Ed Hartwell	Def.	2011	3	LB Ray Lewis	Def.	2019	6	K Justin Tucker	ST
2002	13	S Chad Williams	Def.	2011	4	LB Jarret Johnson	Def.	2019	9	QB Lamar Jackson	Off.
2003	2	RB Jamal Lewis	Off.	2011	11	WR Torrey Smith	Off.	2019	10	QB Lamar Jackson	Off.
2003	6	S Ed Reed	ST	2011	12	OLB Terrell Suggs	Def.	2019	12	QB Lamar Jackson	Off.
2003	12	QB Anthony Wright	Off.	2011	13	RB Ray Rice	Off.	2019	15	QB Lamar Jackson	Off.



RAVENS PRO BOWLERS

1996
QB Vinny Testaverde
S Eric Turner

1997
LB Ray Lewis
T Jonathan Ogden

1998
LB Peter Boulware
RS Jermaine Lewis
LB Ray Lewis
DE Michael McCrary
T Jonathan Ogden
ST Bennie Thompson

1999
LB Peter Boulware
LB Ray Lewis
DE Michael McCrary
T Jonathan Ogden
S Rod Woodson

2000
DT Sam Adams
LB Ray Lewis
T Jonathan Ogden
K Matt Stover
S Rod Woodson

2001
DT Sam Adams
RS Jermaine Lewis
LB Ray Lewis
T Jonathan Ogden
TE Shannon Sharpe
S Rod Woodson

2002
T Jonathan Ogden
LB Peter Boulware
TE Todd Heap

2003
LB Peter Boulware
TE Todd Heap
RB Jamal Lewis
LB Ray Lewis
CB Chris McAlister
T Jonathan Ogden
S Ed Reed
ST Adalius Thomas

Note: Tied (Kansas City) for the NFL's most selections in 2003.

2004
T Jonathan Ogden
LB Ray Lewis
CB Chris McAlister
S Ed Reed
LB Terrell Suggs

2005
T Jonathan Ogden

2006
T Jonathan Ogden*
LB Ray Lewis*
CB Chris McAlister
QB Steve McNair*
S Ed Reed
LB Bart Scott
LB Terrell Suggs
LB Adalius Thomas

* Ogden (toe) went to the Pro Bowl but did not play; Scott went instead of Lewis (hand); QB Vince Young (Ten.) went in lieu of McNair.

2007
T Jonathan Ogden
LB Ray Lewis
RB Willis McGahee
S Ed Reed

2008
ST Brendon Ayanbadejo
LB Ray Lewis
FB Le'Ron McClain
S Ed Reed
LB Terrell Suggs

2009
LB Ray Lewis
FB Le'Ron McClain
DT Haloti Ngata
S Ed Reed*
RB Ray Rice

* Reed (injured hip/ankle) did not play.

2010
K Billy Cundiff
LB Ray Lewis
DT Haloti Ngata
S Ed Reed*
OLB Terrell Suggs

* Reed (death in family) did not play.

2011
G Ben Grubbs
FB Vonta Leach
LB Ray Lewis
DT Haloti Ngata
S Ed Reed*
RB Ray Rice*
OLB Terrell Suggs*
G Marshal Yanda

* Reed (injury), Rice (family matter) and Suggs (injury) did not play.

2012
RS Jacoby Jones
FB Vonta Leach
DT Haloti Ngata
S Ed Reed
RB Ray Rice
G Marshal Yanda

2013
DT Haloti Ngata
OLB Terrell Suggs
K Justin Tucker
G Marshal Yanda

2014
OLB Elvis Dumervil
RB Justin Forsett
LB C.J. Mosley
G Marshal Yanda

2015
LS Morgan Cox
OLB Elvis Dumervil
P Sam Koch
G Marshal Yanda

2016
LS Morgan Cox
FB Kyle Juszczyk
LB C.J. Mosley*
K Justin Tucker
S Eric Weddle
G Marshal Yanda
C Jeremy Zuttah

* Mosley (calf injury) did not play.

2017
LB C.J. Mosley
OLB Terrell Suggs
S Eric Weddle

2018
LB C.J. Mosley
S Eric Weddle
DT Brandon Williams
G Marshal Yanda

2019
TE Mark Andrews
T Orlando Brown Jr.
LS Morgan Cox
CB Marlon Humphrey
RB Mark Ingram II
QB Lamar Jackson
OLB Matthew Judon
CB Marcus Peters*
FB Patrick Ricard
T Ronnie Stanley
S Earl Thomas III
K Justin Tucker
G Marshal Yanda

* Peters (injured) did not play.

Note: Ravens tied (Dallas in 2007) for the NFL's most-ever selections on a Pro Bowl roster.

MOST PRO BOWLS

RAVENS HISTORY

Ray Lewis*	13
Jonathan Ogden*	11
Ed Reed*	9
Marshal Yanda	8
Terrell Suggs	7
Haloti Ngata	5
Peter Boulware	4
C.J. Mosley	4
* Pro Football Hall of Famer	

RING OF HONOR & MAN OF THE YEAR

The Ravens' Ring of Honor, presented by Meritage Jewelers, salutes special inductees at M&T Bank Stadium with banners. Each member is recognized for his extraordinary contributions to the NFL, the Ravens and the Baltimore community.



2019
HC BRIAN BILLICK
Sept. 30 vs. Cleveland



2008
T JONATHAN OGDEN
Oct. 26 vs. Oakland



Upcoming Inductees:
In 2020, DT Haloti Ngata is scheduled for induction, and G Marshal Yanda will follow in a TBD year.



2015
S ED REED
Nov. 22 vs. St. Louis



2006
LB PETER BOULWARE
Nov. 5 vs. Cincinnati



2014
TE TODD HEAP
Sept. 28 vs. Carolina



2004
DE MICHAEL MCCRARY
Oct. 4 vs. Kansas City



2013
LB RAY LEWIS
Sept. 22 vs. Houston



2003
OWNER ART MODELL
Dec. 28 vs. Pittsburgh



2012
RB JAMAL LEWIS
Sept. 9 vs. Cleveland



2002
EIGHT BALTIMORE COLTS (ALL HALL OF FAMERS)
QB Johnny Unitas
WR Raymond Berry
DT Art Donovan
TE John Mackey
LB Ted Hendricks
Oct. 20 vs. Jacksonville



2011
K MATT STOVER
Nov. 20 vs. Cincinnati



2000
RB EARNEST BYNER
Nov. 26 vs. Cleveland

WALTER PAYTON MAN OF THE YEAR



The Walter Payton NFL Man of the Year Award recognizes an NFL player for his excellence on and off the field. The award was established in 1970 and then renamed in 1999 after the late Hall of Fame Chicago Bears running back, Walter Payton. Each team nominates one player who has had a significant positive impact on his community. In 2011, Ravens C Matt Birk (left) won the prestigious NFL honor.

- 2019 - Brandon Carr
- 2018 - Brandon Carr
- 2017 - Benjamin Watson
- 2016 - Steve Smith Sr.
- 2015 - Steve Smith Sr.
- 2014 - Torrey Smith
- 2013 - Torrey Smith

- 2012 - Anquan Boldin
- 2011 - Matt Birk
(NFL Man of the Year)
- 2010 - Anquan Boldin
- 2009 - Ed Reed
- 2008 - Ray Lewis
- 2007 - Ray Lewis

- 2006 - Ray Lewis
- 2005 - Edwin Mulitalo
- 2004 - Ray Lewis
- 2003 - Ray Lewis
- 2002 - Jonathan Ogden
- 2001 - Mike McCrary

ALL-TIME ROSTER

12	Abney, Derek (WR/RS)	Kentucky, 2004	77	Bozeman, Bradley (G/C)	Alabama, 2018-19
95	Adams, Sam (DT)	Texas A&M, 2000-01	53	Bradley, Bam (LB)	Pittsburgh, 2017-18
43	Adams, Vashone (S)	Eastern Michigan, 1996	24	Brady, Donny (DB)	Wisconsin, 1996-98
16	Adeboyejo, Quincy (WR)	Mississippi, 2017-18	22	Brew, Dorian (CB)	Kansas, 1996-97
11	Aiken, Kamar (WR)	Central Florida, 2014-16	57	Brigance, O.J. (LB)	Rice, 2000
50	Alaka, Otaru (ILB)	Texas A&M, 2019	45	Brightful, Lamont (RS)	E. Washington, 2002-03
82	Alexander, Derrick (WR)	Michigan, 1996-97	16	Britton, Eddie (WR)	Central State (OH), 1997
35	Allen, Anthony (RB)	Georgia Tech, 2011-12	44	Brookins, Jason (RB)	Lane College, 2000-01
37	Allen, Javorius (RB)	Southern California, 2015-18	77	Brooks, Ethan (T)	Williams College, 2002-04
29	Allen, Terry (RB)	Clemson, 2001	31	Brooks, Terrence (S)	Florida State, 2014-15
38	Ali, Charles (FB)	Arkansas-Pine Bluff, 2009	59	Brown, Arthur (LB)	Kansas State, 2013-15
66	Anderson, Bennie (OL)	Tennessee State, 2001-04	23	Brown, Chykie (CB)	Texas, 2011-14
14	Anderson, Derek (QB)	Oregon State, 2005	51	Brown, Cornell (LB)	VA Tech, 1997-2000, 2002-04
38	Anderson, Mike (RB)	Utah, 2006-07	18	Brown, Curtis (WR)	Alabama, 1996
79	Anderson, Willie (T)	Auburn, 2008	83	Brown, Daniel (WR/TE)	James Madison, 2015-16
89	Andrews, Mark (TE)	Oklahoma, 2018-19	60	Brown, Jason (G/C)	North Carolina, 2005-08
88	Armour, Justin (WR)	Stanford, 1999	13	Brown, John (WR)	Pittsburg State, 2018
35	Arrington, Kyle (CB)	Hofstra, 2015-16	69	Brown, Leon (G)	Alabama, 2015
70	Arvie, Herman (OL)	Grambling, 1996	14	Brown, Marlon (WR)	Georgia, 2013-15
74	Atkins, James (OL)	SW Louisiana, 1997-99	15	Brown, Marquise (WR)	Oklahoma, 2019
34	Averett, Anthony (CB)	Alabama, 2018-19	31	Brown, Omar (S)	Marshall, 2012-13
51	Ayanbadejo, Brendon (LB)	UCLA, 2008-12	78	Brown, Orlando (T)	S. Carolina St., 1996-98, 2003-05
30	Ayanbadejo, Obafemi (FB)	San Diego State, 1999-2001	78	Brown Jr., Orlando (T)	Oklahoma, 2018-19
56	Babin, Jason (OLB)	Western Michigan, 2015	47	Brown, Ricky (LB)	Boston College, 2012
35	Bailey, Robert (DB)	Miami (FL), 2000	49	Bryant, D.J. (LB)	James Madison, 2013
86	Bajema, Billy (TE)	Oklahoma State, 2012-13	10	Bulger, Mark (QB)	West Virginia, 2010
23	Baldwin, Randy (RB)	Mississippi, 1996	54	Burgess, Prescott (LB)	Michigan, 2007-11
12	Banks, Tony (QB)	Michigan State, 1999-2000	90	Burnett, Rob (DE)	Syracuse, 1996-2001
94	Bannan, Justin (DT)	Colorado, 2006-09	85	Burrough, Jonathan (TE)	New Mexico, 2001
80	Bannister, Alex (WR)	Eastern Kentucky, 2006	17	Butler, Jeremy (WR)	Tennessee-Martin, 2014-15
50	Barnes, Antwan (LB)	Florida International, 2007-09	38	Butler, Robb (DB)	Robert Morris, 2005
28	Baxter, Gary (DB)	Baylor, 2001-04	21	Byner, Earnest (RB)	East Carolina, 1996-97
12	Beck, John (QB)	BYU, 2009	57	Bynes, Josh (LB)	Auburn, 2011-13, 2019
28	Bethel, Justin (CB)	Presbyterian, 2019	25	Byrdson, Shawn (DB)	Mississippi State, 2002
70	Bergstrom, Tony (G/T)	Utah, 2017	56	Caldwell, Mike (LB)	Middle Tennessee State, 1996
76	Bernstein, Alex (OL)	Amherst, 1997	12	Campanaro, Michael (WR)	Wake Forest, 2014-17
28	Berry, Damien (RB)	Miami (FL), 2011-12	26	Canady, Maurice (CB)	Virginia, 2016-19
45	Beyer, Brennen (OLB)	Michigan, 2015-16	99	Canty, Chris (DE)	Virginia, 2013-15
68	Bilukidi, Christo (DT)	Georgia State, 2014-15	39	Carr, Brandon (CB)	Grand Valley State, 2017-19
77	Birk, Matt (C)	Harvard, 2009-12	25	Carr, Chris (CB/RS)	Boise State, 2009-11
89	Bishop, Harold (TE)	LSU, 1996	56	Carter, Chris (OLB)	Fresno State, 2015-16
69	Blackshear, Jeff (G)	NE Louisiana, 1996-99	22	Carter, Dale (DB)	Tennessee, 2004-05
11	Blake, Jeff (QB)	East Carolina, 2002	10	Case, Stoney (QB)	New Mexico, 1999
49	Board, Chris (LB)	North Dakota State, 2018-19	23	Cason, Antoine (CB)	Arizona, 2014
74	Bobo, Orlando (OL)	NW Louisiana, 2000-01	65	Cavil, Ben (OL)	Oklahoma, 1997-98
81	Boldin, Anquan (WR)	Florida State, 2010-12	65	Caylor, Drew (OL)	Stanford, 2005
7	Boller, Kyle (QB)	California, 2003-08	92	Chase, Martin (DT)	Oklahoma, 1998-99
70	Bolling, Nate (DT)	Wake Forest, 2003	65	Chester, Chris (G/C)	Oklahoma, 2006-10
36	Booth, Isaac (DB)	California, 1996	36	Clark, Chuck (S)	Virginia Tech, 2017-19
67	Boren, Justin (G/C)	Ohio State, 2011	87	Clark, Dallas (TE)	Iowa, 2013
58	Boulware, Peter (OLB)	Florida State, 1997-2005	55	Clark, Sedric (LB)	Tulsa, 1996
2	Bouman, Todd (QB)	St. Cloud State, 2008	63	Clausell, Blaine (T)	Mississippi State, 2015
61	Bowanko, Luke (C/G)	Virginia, 2017	2	Clausen, Jimmy (QB)	Notre Dame, 2015
54	Bowser, Tyus (OLB)	Houston, 2017-19	16	Clay, Kaelin (WR/RS)	Utah, 2015-16
35	Boykin, Brandon (CB)	Georgia, 2017	89	Clayton, Mark (WR)	Oklahoma, 2005-09
80	Boykin, Miles (WR)	Notre Dame, 2019	81	Coates, Ben (TE)	Livingstone, 2000
86	Boyle, Nick (TE)	Delaware, 2015-19	53	Cody, Dan (LB/DE)	Oklahoma, 2005-07



ALL-TIME ROSTER

62	Cody, Terrence (DT)	Alabama, 2010-14	71	Eluemunor, Jermaine (G/T)	Texas A&M, 2017-18
34	Collins, Alex (RB)	Arkansas, 2017-18	81	Escobar, Gavin (TE)	San Diego State, 2017
63	Collins, Mike (G)	Wake Forest, 2002	85	Ethridge, Ray (WR)	Pasadena City, 1996-97
49	Collins, Ryan (TE)	St. Thomas (MN), 1999	29	Evans, Charles (FB)	Clark U. (Atl.), 1999-2000
37	Considine, Sean (S)	Iowa, 2012	83	Evans, Lee (WR)	Wisconsin, 2011
72	Cook, Damion (T)	Bethune-Cookman, 2002-04	61	Everitt, Steve (C)	Michigan, 1996
26	Cook, Emanuel (S)	South Carolina, 2011-12	45	Ferguson, Jaylon (OLB)	Louisiana Tech, 2019
15	Copper, Terrance (WR)	East Carolina, 2008	16	Figurs, Yamon (WR/RS)	Kansas State, 2007-08
51	Correa, Kamalei (LB)	Boise State, 2016-17	8	Finnerty, Cullen (QB)	Grand Valley State, 2007
23	Cotton, Kenyon (FB)	SW Louisiana, 1997-98	98	Fitch, Zarnell (DT)	TCU, 2007
64	Cousins, Oniel (G/T)	UTEP, 2008-10	37	Fitzhugh, Keith (S)	Mississippi State, 2009
46	Cox, Morgan (LS)	Tennessee, 2010-19	5	Flacco, Joe (QB)	Delaware, 2008-18
15	Crabtree, Michael (WR)	Texas Tech, 2018	62	Flynn, Mike (C)	Maine, 1997-2007
60	Creelius, Randin (G/T)	Portland State, 2019	71	Folau, Spencer (T)	Idaho, 1996-2000
51	Croel, Mike (LB)	Nebraska, 1996	78	Footman, Dan (DL)	Florida State, 1996
7	Cundiff, Billy (K)	Drake, 2009-11	48	Ford, Chase (TE)	Miami (FL), 2015
1	Cunningham, Randall (QB)	UNLV, 2001	29	Forsett, Justin (RB)	California, 2014-16
80	Curtis, Tony (TE)	Portland State, 2009	58	Fort, L.J. (LB)	Northern Iowa, 2019
72	Dafney, Bernard (OL)	Tennessee, 1997	91	Fortune, Elliott (DL)	Georgia Tech, 1996
91	Dalton, Lionel (DT)	Eastern Michigan, 1998-2001	24	Foxworth, Domonique (CB)	Maryland, 2009-11
30	Daniel, Eugene (CB)	Louisiana State, 1997	91	Franklin, Aubrayo (DT)	Tennessee, 2003-06
31	Daniel, Robertson (DB)	BYU, 2016, 2018	38	Franks, Dominique (CB)	Oklahoma, 2014
53	Daniels, Dexter (LB)	Florida, 1996	97	Frase, Paul (DE)	Syracuse, 1998
30	Daniels, P.J. (RB)	Georgia Tech, 2006-08	94	Frederick, Mike (DL)	Virginia, 1996-98
81	Daniels, Owen (TE)	Wisconsin, 2014	58	Freeny, Jonathan (LB)	Rutgers, 2017
81	Darling, Devard (WR)	Washington State, 2004-07	26	Fuller, Corey (CB/S)	Florida State, 2003-04
56	Davis, Anthony (LB)	Utah, 2000	71	Gaither, Jared (T)	Maryland, 2007-10
86	Davis, Billy (WR)	Pittsburgh, 1999-2000	35	Gardner, Carwell (FB)	Louisville, 1996
94	Davis, Carl (DT)	Iowa, 2015-17	32	Gash, Sam (FB)	Penn State, 2000-02
39	Davis, Will (CB)	Utah State, 2015-16	44	Gaston, Willie (CB)	Houston, 2007
85	DeLong, Greg (HB)	North Carolina, 1999	40	Gerard, K.J. (S)	Northern Arizona, 2009
47	Demps, Will (S)	San Diego State, 2002-05	61	Gibson, Gary (DT)	Rutgers, 2005
60	DeVries, Jed (OL)	Utah State, 1996	80	Gillmore, Crockett (TE)	Colorado State, 2014-17
84	Dickson, Ed (TE)	Oregon, 2010-13	13	Givens, Chris (WR)	Wake Forest, 2015
8	Dilfer, Trent (QB)	Fresno State, 2000	73	Goad, Tim (DT)	North Carolina, 1996
87	Dinkins, Darnell (TE)	Pittsburgh, 2004-05	62	Goeas, Leo (OL)	Hawaii, 1997
96	Divens, Lamar (DT)	Tennessee State, 2008-10	50	Goganious, Keith (LB)	Penn State, 1996
30	Dixon, Kenneth (RB)	Louisiana Tech, 2016-18	56	Gooden, Tavares (LB)	Miami (FL), 2008-10
70	Donnal, Andrew (G/T)	Iowa, 2017	76	Gordon, Amon (DT)	Stanford, 2007
17	Doss, Tandon (WR)	Indiana, 2011-13	85	Gordon, Richard (TE)	Miami (FL), 2015
94	Douglas, Marques (DL)	Howard, 1999, 2001-04, 2008	37	Gorrer, Danny (DB)	Texas A&M, 2011, 2014
36	Dowden, Corey (DB)	Grambling, 1996	66	Gradkowski, Gino (C/G)	Delaware, 2012-14
38	Draughn, Shaun (RB)	North Carolina, 2013	24	Graham, Corey (CB)	New Hampshire, 2012-13
80	Drew, Davon (TE)	East Carolina, 2009-11	34	Graham, Jay (RB)	Tennessee, 1997-99
62	Ducasse, Vladimir (G)	Massachusetts, 2016	12	Graham, Shayne (K)	West Virginia, 2011
58	Dumervil, Elvis (OLB)	Louisville, 2013-16	84	Grant, Janarion (WR/RS)	Rutgers, 2018
40	Edison, Pedro (TE)	E. Tennessee State, 2000	63	Grasu, Hroniss (G/C)	Oregon, 2018-19
93	Edwards, Dwan (DE)	Oregon State, 2004-09	18	Grbac, Elvis (QB)	Michigan, 2001
35	Edwards, Gus (RB)	Rutgers, 2018-19	86	Green, Eric (TE)	Liberty, 1996-98
70	Ehinger, Parker (G)	Cincinnati, 2019	95	Green, Howard (DT)	Louisiana State, 2002
33	Elam, Matt (S)	Florida, 2013-16	33	Green, Justin (FB)	Montana, 2005-07
59	Ellerbe, Dannell (LB)	Georgia, 2009-12	54	Green, Roderick (LB)	Central Missouri St., 2004-05
8	Elling, Aaron (K)	Wyoming, 2005	42	Greenwood, Chris (CB)	Albion, 2014
32	Elliott, DeShon (S)	Texas, 2018-19	97	Gregg, Kelly (DT)	Oklahoma, 2000-10
71	Ellis, Justin (DT)	Louisiana Tech, 2019	59	Greisen, Nick (LB)	Wisconsin, 2007-08
72	Ellison, Atiyah (DT)	Missouri, 2006	3	Griffin III, Robert (QB)	Baylor, 2018-19
61	Elmore, John (OL)	Texas, 1997	66	Grubbs, Ben (G)	Auburn, 2007-11

ALL-TIME ROSTER

65	Gurode, Andre (G/C)	Colorado, 2011	23	Jefferson, Tony (S)	Oklahoma, 2017-19
93	Guy, Lawrence (DE)	Arizona State, 2014-16	6	Jenkins, J.R. (K)	Marshall, 2002
62	Hale, David (G/T)	Weber State, 2008-10	66	Jensen, Ryan (G/C)	Colorado State-Pueblo, 2013-17
58	Haley, Dennis (LB)	Virginia, 2005-06	99	Jernigan, Timmy (DT)	Florida State, 2014-16
95	Hall, Bryan (DT)	Arkansas State, 2012	39	Johnson, Chris (CB)	Louisville, 2012
81	Hambrick, Kenyon (WR)	Alabama A&M, 2001	55	Johnson, J.R. (LB)	Syracuse, 2002
54	Hamilton, Adrian (OLB)	Prairie View A&M, 2012-13	95	Johnson, Jarret (LB/DE)	Alabama, 2003-11
22	Hamlin, Ken (S)	Arkansas, 2010	62	Johnson, Kaleb (G)	Rutgers, 2015
4	Harbaugh, Jim (QB)	Michigan, 1998	85	Johnson, Kevin (WR)	Syracuse, 2004
70	Harewood, Ramon (G/T)	Morehouse, 2010-12	83	Johnson, Patrick (WR)	Oregon, 1998-2001, 2004-05
82	Harper, Justin (WR)	Virginia Tech, 2008-10	83	Johnson, Ron (WR)	Minnesota, 2002-03
51	Harris, Bernardo (LB)	North Carolina, 2002-03	58	Johnson, Steven (LB)	Kansas, 2017
45	Harris, Corey (S)	Vanderbilt, 1998-2001	50	Johnson, Tim (LB)	Youngstown State, 2001, 06
67	Harrison, Chris (G)	Virginia, 1999	58	Jones, Alvin (LB)	UTEP, 2019
48	Hartley, Frank (TE)	Illinois, 1996	97	Jones, Arthur (DE)	Syracuse, 2010-13
56	Hartwell, Edgerton (LB)	Western Illinois, 2001-04	27	Jones, Cyrus (CB/RS)	Alabama, 2018-19
6	Hauschka, Steve (K)	North Carolina State, 2008-09	56	Jones, Edgar (LB/TE)	SE Missouri State, 2007-11
86	Heap, Todd (TE)	Arizona State, 2001-10	12	Jones, Jacoby (WR/RS)	Lane College, 2012-14
70	Hellestrae, Dale (LS)	Southern Methodist, 2001	97	Jones, James (DL)	Northern Iowa, 1996-98
69	Henry, Willie (DT)	Michigan, 2016-18	88	Jones, John (TE)	Indiana (PA), 2000-03
67	Hernandez, Adam (OL)	Yale, 1998	31	Jones, Rondell (S)	North Carolina, 1997
20	Herring, Kim (S)	Penn State, 1997-2000	82	Jones, Terry (TE)	Alabama, 2002-05
14	Hester Sr., Devin (WR/RS)	Miami, 2016	66	Jones, Tony (T)	Western Carolina, 1996
43	Hill, Jaylen (CB)	Jacksonville State, 2017-18	78	Joseph, Dieugot (T)	Florida International, 2017
43	Hill, Justice (RB)	Oklahoma State, 2019	99	Judon, Matthew (OLB)	Grand Valley State, 2016-19
33	Hill III, Will (S)	Florida, 2014-15	44	Juszczyk, Kyle (FB)	Harvard, 2013-16
33	Hoard, Leroy (RB)	Michigan, 1996	92	Kamalu, Ufomba (DE)	Miami (FL), 2019
33	Holmes, Priest (RB)	Texas, 1997-2000	70	Katula, Matt (LS)	Wisconsin, 2005-09
15	Horsey, Albert (WR)	Delaware State, 2001	92	Kaufusi, Bronson (DE)	BYU, 2016-17
70	Houser, Kevin (LS)	Ohio State, 2010	96	Kemoeatu, Ma'ake (DT)	Utah, 2002-05, 2012
84	Houshmandzadeh, T.J. (WR)	Oregon State, 2010	12	Kight, Danny (K)	Augusta State, 2001
77	Howard, Austin (T)	Northern Iowa, 2017	88	Kinchen, Brian (TE)	Louisiana State, 1996-98
66	Hudson, John (LS)	Auburn, 2000	94	Kindle, Sergio (OLB)	Texas, 2010-12
42	Huff, Marqueston (S)	Wyoming, 2016	34	Knight, Tom (CB)	Iowa, 2002-03
29	Huff, Michael (S)	Texas, 2013	4	Koch, Sam (P)	Nebraska, 2006-19
33	Hughley, Delvin (CB)	Jacksonville State, 2001	60	Kooistra, Scott (G/T)	North Carolina State, 2010
44	Humphrey, Marlon (CB)	Alabama, 2017-19	57	Kopp, Jeff (LB)	USC, 1998-99
23	Hunter, Dameon (RB)	Utah, 2002	74	Kracalik, Mike (T)	San Diego State, 2006-08
23	Hunter, Earnest (RB)	SE Oklahoma, 1996	99	Kruger, Paul (OLB/DE)	Utah, 2009-12
84	Hunter, Javin (WR)	Notre Dame, 2002-03	60	Kublanow, Brandon (C)	Georgia, 2017
81	Hurst, Hayden (TE)	South Carolina, 2018-19	47	Kuhn, Scott (TE)	Louisville, 2008
74	Hurst, James (G/T)	North Carolina, 2014-19	37	Lake, Carnell (S)	UCLA, 2001
80	Hymes, Randy (WR)	Grambling State, 2002-05	26	Landry, Dawan (S)	Georgia Tech, 2006-10
32	Ihedigbo, James (S)	Massachusetts, 2012-13	38	Langford, Jeremy (RB)	Michigan State, 2017
21	Ingram II, Mark (RB)	Alabama, 2019	38	Langham, Antonio (DB)	Alabama, 1996-97
64	Isaia, Sale (G)	UCLA, 1996-98	17	Lasley, Jordan (WR)	UCLA, 2018
87	Ismail, Qadry (WR)	Syracuse, 1999-2001	32	Lawrence, Matt (RB)	Massachusetts, 2009-11
35	Ivy, Corey (CB)	Oklahoma, 2006-09	44	Leach, Vonta (FB)	East Carolina, 2011-13
29	Jackson, Asa (CB/RS)	Cal Poly, 2012-16	82	LeBel, Harper (TE)	Colorado State, 1998
33	Jackson, Bennett (S)	Notre Dame, 2019	36	Leonhard, Jim (S)	Wisconsin, 2008
50	Jackson, Brad (LB)	Cincinnati, 1998-2001	41	Levine Sr., Anthony (DB/LB)	Tennessee State, 2012-19
8	Jackson, Lamar (QB)	Louisville, 2018-19	79	LeVoir, Mark (OL)	Notre Dame, 2011
81	Jackson, Michael (WR)	Southern Miss., 1996-98	72	Lewis, Alex (G/T)	Nebraska, 2016-18
39	Jacobs, Tramain (CB)	Texas A&M, 2014	31	Lewis, Jamal (RB)	Tennessee, 2000-06
54	James, Robert (LB)	Arizona State, 2013	84	Lewis, Jermaine (WR)	Maryland, 1996-2001
25	Jenkins, DeRon (DB)	Tennessee, 1996-99	23	Lewis, Kendrick (S)	Mississippi, 2015-16
38	Jean-Baptiste, Stanley (CB)	Nebraska, 2017-18	52	Lewis, Ray (LB)	Miami (FL), 1996-2012

ALL-TIME ROSTER

31	Lewis-Harris, Chris (CB)	Chattanooga, 2016	88	Montgomery, Ty (WR/RB)	Stanford, 2018
95	Lewis-Moore, Kapron (DE)	Notre Dame, 2013-15	10	Moore, Chris (WR/RS)	Cincinnati, 2016-19
61	Lindsay, Everett (OL)	Mississippi, 1999	84	Moore, Clarence (WR)	Northern Arizona, 2004-06
5	Lloyd, Rhys (K)	Minnesota, 2007	27	Moore, Stevon (S)	Mississippi, 1996-99
50	Lopez, Nicholas (LB)	Texas Southern, 1997	16	Morgan, Joe (WR)	Walsh, 2015
59	Louis, Lamar (LB)	LSU, 2016	33	Morris, Byron "Bam" (RB)	Texas Tech, 1996-97
35	Love, Clarence (DB)	Toledo, 1999-2000	33	Morrow, Harold (FB)	Auburn, 2003-04
6	Lucas, Ray (QB)	Rutgers, 2003	57	Mosley, C.J. (LB)	Alabama, 2014-18
39	Luchey, Nick (FB)	Miami (FL), 2006	43	Mostert, Raheem (RB/RS)	Purdue, 2015
49	Luckett, Cavellis (LB)	Middle Tennessee State, 2016	27	Mouton, Cash (CB)	Louisiana-Monroe, 2005
95	Lyle, Rick (DL)	Missouri, 1996	34	Mughelli, Ovie (FB)	Wake Forest, 2003-06
29	Lyons, Lamar (DB)	Washington, 1997	64	Mulitalo, Edwin (G)	Arizona, 1999-2006
18	Maclin, Jeremy (WR)	Missouri, 2017	16	Murphy, Nick (P)	Arizona State, 2004
94	Mack, Daylon (DT)	Texas A&M, 2019	43	Nakamura, Haruki (S)	Cincinnati, 2008-11
59	Maese, Joe (LS)	New Mexico, 2001-04	11	Nash, Marcus (WR)	Tennessee, 1999-2000
30	Magee, Terrence (RB)	Louisiana State, 2015	42	Neal, Lorenzo (FB)	Fresno State, 2008
15	Mallett, Ryan (QB)	Arkansas, 2015-17	63	Ndukwe, Ikechuku (G)	Northwestern, 2006-07
37	Marshall, Iman (CB)	USC, 2019	6	Nedney, Joe (K)	San Jose State, 1999
29	Martin, Derrick (CB)	Wyoming, 2006-08	56	Nelson, Jim (LB)	Penn State, 2005
85	Mason, Derrick (WR)	Michigan State, 2005-10	67	Nembot, Stephane (T)	Colorado, 2016-17
13	Matthews, Chris (WR)	Kentucky, 2015-17	67	Neujahr, Quentin (C)	Kansas State, 1996-97
72	Mattison, Bryan (DL/OL)	Iowa, 2008-11	92	Ngata, Haloti (DT)	Oregon, 2006-14
17	Maxwell, Marcus (WR)	Oregon, 2008	82	Nordin, Jake (TE)	Northern Illinois, 2007
88	Mayle, Vince (WR/TE)	Washington State, 2016-17	42	Norton, Zach (CB)	Cincinnati, 2004-05
58	McAdoo, Michael (OLB)	North Carolina, 2011-12	95	Nugent, Dave (DE)	Purdue, 2002
21	McAlister, Chris (CB)	Arizona, 1999-2008	89	Ofodile, A.J. (TE)	Missouri, 1996-99
98	McBean, Ryan (DT)	Oklahoma State, 2012	87	Ogden, Jeff (WR)	Eastern Washington, 2002
37	McCann, Bryan (CB)	Southern Methodist, 2010-11	75	Ogden, Jonathan (T)	UCLA, 1996-2007
53	McClain, Jameel (LB)	Syracuse, 2008-13	25	Oglesby, Evan (CB)	North Alabama, 2005-06, 2008
33	McClain, Le'Ron (FB)	Alabama, 2007-10	74	Oher, Michael (T)	Mississippi, 2009-13
50	McClellan, Albert (LB)	Marshall, 2011-18	56	Olsavsky, Jerry (LB)	Pittsburgh, 1998
54	McCloud, Tyrus (LB)	Louisville, 1997-98	48	Onwuasor, Patrick (LB)	Portland State, 2016-19
33	McRae, Tony (CB)	North Carolina A&T, 2017	54	Orr, Zachary (LB)	North Texas, 2014-16
99	McCrary, Michael (DE)	Wake Forest, 1997-2002	72	Osemele, Kelechi (G/T)	Iowa State, 2012-15
58	McCune, Robert (LB)	Louisville, 2007-08	6	Otis, Scott (QB)	Glenville St. (WV), 1996
47	McDermott, Kevin (LS)	UCLA, 2014	72	Parker, J'Vonne (DT)	Rutgers, 2007
23	McGahee, Willis (RB)	Miami (FL), 2007-10	91	Parker, Riddick (DE)	North Carolina, 2002-03
38	McKie, Jason (FB)	Temple, 2010	34	Parmele, Jalen (RB)	Toledo, 2008-10
91	McKinney, Brandon (DT)	Michigan State, 2008-11	30	Paschal, Marcus (S)	Iowa, 2009
78	McKinnie, Bryant (T)	Miami (FL), 2011-13	79	Pashos, Tony (T)	Illinois, 2003-06
9	McNair, Steve (QB)	Alcorn State, 2006-07	59	Payne, Rod (C)	Michigan, 2000
90	McPhee, Pernell (OLB)	Mississippi State, 2011-14, 2019	96	Peko Sr., Domata (DT)	Michigan State, 2019
7	McSorley, Trace (QB)	Penn State, 2019	11	Perriman, Breshad (WR)	Central Florida, 2015-17
56	Means, Steven (DE)	Buffalo, 2014	25	Perryman, Raymond (S)	Northern Arizona, 2002
65	Mekari, Patrick (G/C)	California, 2019	24	Peters, Marcus (CB)	Washington, 2019
13	Mellette, Aaron (WR)	Elon, 2013	53	Peters, Tyrell (LB)	Oklahoma, 1997-99
38	Melvin, Rashaan (CB)	Northern Illinois, 2014-15	24	Phillips, Anwar (CB)	Penn State, 2008
21	Metcalf, Eric (RB)	Texas, 1996-98	58	Phillips, Jason (LB)	TCU, 2009-11
36	Miles, Jeromy (S)	Massachusetts, 2013-14	81	Pierce, Aaron (TE)	Washington, 1999
30	Miller, Prince (CB)	Georgia, 2010	30	Pierce, Bernard (RB)	Temple, 2012-14
97	Missouri, Dwayne (DE)	Northwestern, 2001	97	Pierce, Michael (DT)	Samford, 2016-19
42	Mitchell, Anthony (DB)	Tuskegee, 1999-2002	88	Pitta, Dennis (TE)	BYU, 2010-16
60	Mitchell, Jeff (C)	Florida, 1997-2000	24	Pittman, David (CB)	Northwestern State, 2006-07
19	Mitchell, Scott (QB)	Utah, 1999	98	Pleasant, Anthony (DE)	Tennessee State, 1996
79	Moll, Tony (G/T)	Nevada, 2009-10	43	Poindexter, Anthony (S)	Virginia, 1999-2000
60	Monroe, Eugene (T)	Virginia, 2013-15	31	Pollard, Bernard (S)	Purdue, 2011-12
9	Montgomery, Greg (P)	Michigan State, 1996-97	50	Polley, Tommy (LB)	Florida State, 2005

ALL-TIME ROSTER

24	Porter, Alvin (DB)	Oklahoma State, 2001-02	72	Searcy, Leon (T)	Miami (FL), 2001
42	Potts, Roosevelt (FB)	NE Louisiana, 1998	93	Sears, Corey (DL)	Mississippi State, 1996
76	Powell, Carl (DE)	Louisville, 2000	64	Senat, Greg (T)	Wagner, 2018-19
59	Powell, Craig (LB)	Ohio State, 1996	76	Shakir, Maurquice (G)	Middle Tennessee State, 2017
72	Powers, Ben (G)	Oklahoma, 2019	82	Sharpe, Shannon (TE)	Savannah State, 2000-01
26	Powers, Jerraud (CB)	Auburn, 2016	55	Sharper, Jamie (LB)	Virginia, 1997-2001
27	Price, Sheldon (CB)	UCLA, 2015-17	68	Shiple, A.Q. (G/C)	Penn State, 2013
27	Prude, Ronnie (CB)	Louisiana State, 2006-07	95	Sieler, Zach (DT)	Ferris State, 2018-19
90	Pryce, Trevor (DE)	Clemson, 2006-10	87	Singleton, Nate (WR)	Grambling State, 1997
80	Purnell, Lovett (TE)	West Virginia, 1999	65	Siragusa, Nico (G)	San Diego State, 2017
61	Rabach, Casey (C/G)	Wisconsin, 2001-04	98	Siragusa, Tony (DT)	Pittsburgh, 1997-2001
67	Rackley, Will (G)	Lehigh, 2014	94	Simon, John (OLB)	Ohio State, 2013
31	Rainey, Bobby (RB)	Western Kentucky, 2012, 2017	68	Skura, Matt (C/G)	Duke, 2017-19
93	Redding, Cory (DE)	Texas, 2010-11	69	Slaughter, Chad (T)	Alcorn State, 2008
7	Redman, Chris (QB)	Louisville, 2000-03	53	Slaughter, T.J. (LB)	So. Mississippi, 2003-04
33	Redmon, Tellis (RB)	Minnesota, 2002	76	Smith, Andre (T)	Alabama, 2019
16	Reed, David (WR/RS)	Utah, 2010-12	51	Smith, Daryl (LB)	Georgia Tech, 2013-15
20	Reed, Ed (S)	Miami (FL), 2002-12	96	Smith, Fernando (DE)	Jackson State, 1999
76	Reid, Jah (G/T)	Central Florida, 2011-14	22	Smith, Jimmy (CB)	Colorado, 2011-19
85	Reisner, Allen (TE)	Iowa, 2015	73	Smith, Lawrence (T)	Tennessee State, 2002
77	Reitz, Joe (T)	Western Michigan, 2008	82	Smith, L.J. (TE)	Rutgers, 2009
7	Renner, Bryn (QB)	North Carolina, 2015	11	Smith, Marcus (WR)	New Mexico, 2008-10
86	Reuland, Konrad (TE)	Stanford, 2014-15	51	Smith, Mike (LB)	Texas Tech, 2005-07
81	Reynolds, Keenan (WR/RS)	Navy, 2016	32	Smith, Musa (RB)	Georgia, 2003-07
79	Reynolds, Micajah (DT)	Michigan State, 2015	82	Smith, Torrey (WR)	Maryland, 2011-14
32	Rhett, Errict (RB)	Florida, 1998-99	88	Smith, Trent (TE)	Oklahoma, 2003-04
39	Ricard, Alan (FB)	NE Louisiana, 2000-05	10	Smith, Troy (QB)	Ohio State, 2007-09
42	Ricard, Patrick (FB/DL)	Maine, 2017-19	90	Smith, Za'Darius (OLB)	Kentucky, 2015-18
27	Rice, Ray (RB)	Rutgers, 2008-14	89	Smith Sr., Steve (WR)	Utah, 2014-16
28	Richards, Jordan (DB)	Stanford, 2019	46	Smithson, Fish (DB)	Kansas, 2019
5	Richardson, Kyle (P)	Arkansas State, 1998-2001	83	Snead IV, Willie (WR/RS)	Ball State, 2018-19
14	Richardson, Wally (QB)	Penn State, 1997-98	43	Solwold, Mike (LS)	Wisconsin, 2003-04
9	Richey, Wade (K)	Louisiana State, 2003-04	96	Spears, Marcus (DE)	Louisiana State, 2013
69	Rimpf, Brian (G)	East Carolina, 2004-06	18	Stallworth, Donté (WR)	Tennessee, 2010
11	Roberts, Seth (WR)	West Alabama, 2019	79	Stanley, Ronnie (T)	Notre Dame, 2016-19
30	Robertson, Rob (FB)	Northwestern State (LA), 1998	14	St. Pierre, Brian (QB)	Boston College, 2005
61	Robinson, Kareem (DE)	Tenn.-Chattanooga, 1998	11	Stark, Jon (QB)	Trinity International, 1996
87	Robinson, Marcus (WR)	South Carolina, 2003	22	Starks, Duane (CB)	Miami, 1998-2001
69	Rodgers, Stefan (G/T)	Lambuth, 2010	41	Staten, Ralph (S)	Alabama, 1997-98
83	Roe, James (WR)	Norfolk State, 1996-98	24	Stewart, Darian (S)	South Carolina, 2014
38	Rolle, Jumal (CB)	Catawba, 2015-16	10	Stewart, Kordell (QB)	Colorado, 2004-05
22	Rolle, Samari (CB)	Florida State, 2005-09	56	Stills, Gary (LB)	West Virginia, 2006-07
38	Ross, Aaron (CB)	Texas, 2014	80	Stokley, Brandon (WR)	SW Louisiana, 1999-2002, 2013
40	Ross, Cory (RB)	Nebraska, 2006-07	39	Stone, Daren (S)	Maine, 2008
10	Ross, Jeremy (WR)	California, 2015	3	Stover, Matt (PK)	Louisiana Tech, 1996-2008
95	Salave'a, Joe (DT)	Arizona, 2003	11	Streeter, Tommy (WR)	Miami (FL), 2012
36	Sams, B.J. (DB/RS)	McNeese State, 2004-07	55	Suggs, Terrell (OLB)	Arizona State, 2003-18
67	Sanders, Daniel (G/C)	Colorado, 2010	84	Supernaw, Phillip (TE)	Ouachita Baptist, 2014
37	Sanders, Deion (CB)	Florida State, 2004-05	54	Sutter, Ed (LB)	Northwestern, 1996
81	Sanders, Frank (WR)	Auburn, 2003	70	Swayne, Harry (T)	Rutgers, 1999-2000
42	Sapp, Gerome (S)	Notre Dame, 2003, 2006-07	88	Sypniewski, Quinn (TE)	Colorado, 2006-09
80	Savoy, Phil (WR)	Colorado, 1998	63	Szalay, Thatcher (C)	Montana, 2005
48	Scales, Patrick (LS)	Utah State, 2014	98	Talavou, Kelly (DT)	Utah, 2008-10
8	Schaub, Matt (QB)	Virginia, 2015	34	Taliaferro, Lorenzo (RB)	Coastal Carolina, 2014-16
57	Scott, Bart (LB)	Southern Illinois, 2002-08	22	Tate, Robert (CB)	Cincinnati, 2002
34	Scott, Bernard (RB)	Abilene Christian, 2013	29	Taylor, Chester (RB)	Toledo, 2002-05
12	Scott, Jaleel (WR)	New Mexico State, 2018-19	92	Taylor, Leland (DL)	Louisville, 1997

ALL-TIME ROSTER

54 Taylor, Shannon (LB)	Virginia, 2001-02	30 White, Jamel (RB)	South Dakota, 2004-05
89 Taylor, Travis (WR)	Florida, 2000-04	14 White, Tim (WR/RS)	Arizona State, 2017-18
2 Taylor, Tyrod (QB)	Virginia Tech, 2011-14	40 Whitehead, Jermaine (DB)	Auburn, 2015
78 Terry, Adam (T)	Syracuse, 2005-09	83 Wilcox, Daniel (TE)	Appalachian State, 2004-08
12 Testaverde, Vinny (QB)	Miami (FL), 1996-97	54 Wilkinson, Calvin (LB)	Temple, 2000
96 Thomas, Adalius (DE/LB)	So. Mississippi, 2000-06	63 Williams, Bobbie (G)	Arkansas, 2012
72 Thomas, Benard (DE)	Nebraska, 2005	98 Williams, Brandon (DT)	Missouri Southern State, 2013-19
16 Thomas, De'Anthony (WR/RS)	Oregon, 2019	80 Williams, Calvin (WR)	Purdue, 1996
29 Thomas III, Earl (S)	Texas, 2019	29 Williams, Cary (CB)	Washburn, 2009-12
65 Thomas, Jason (G)	Hampton, 2001-03	49 Williams, Chad (S)	Southern Mississippi, 2002-05
37 Thompson, Bennie (DB)	Grambling, 1996-99	47 Williams, Chavis (OLB)	Alabama, 2011
33 Thompson, Christian (S)	South Carolina State, 2012-13	27 Williams, Darious (CB)	Alabama-Birmingham, 2018
83 Thompson, Deonte (WR/RS)	Florida, 2012-14	87 Williams, Demetrius (WR)	Oregon, 2006-09
16 Thompson, Germany (WR)	New Mexico, 2000	76 Williams, Erik (OL)	Central State (OH), 2001
92 Thompson, Zach (OLB)	Wake Forest, 2015	57 Williams, Jerroll (LB)	Purdue, 1996
43 Toussaint, Fitzgerald (RB)	Michigan, 2014	36 Williams, John (CB)	Southern, 1997-98
38 Trapp, James (DB)	Clemson, 1999-2002	15 Williams, LaQuan (WR)	Maryland, 2011-12
31 Trawick, Brynden (S)	Troy, 2013-15, 2019	87 Williams, Maxx (TE)	Minnesota, 2015-18
9 Tucker, Justin (K)	Texas, 2012-19	23 Williams, Moe (RB)	Kentucky, 2001
29 Turner, Eric (DB)	UCLA, 1996	34 Williams, Ricky (RB)	Texas, 2011
47 Turner, De'Lance	Alcorn State, 2018	72 Williams, Sammy (OL)	Oklahoma, 1998-2001
87 Turner, Floyd (WR)	Northwestern State (LA), 1996-98	56 Williams, Tim (OLB)	Alabama, 2017-19
17 Tyree, David (WR)	Syracuse, 2009	63 Williams, Wally (OL)	Florida A&M, 1996-98
93 Tyson, DeAngelo (DE)	Georgia, 2012-14	17 Willis, Matt (WR)	UCLA, 2007
91 Upshaw, Courtney (OLB)	Alabama, 2012-15	37 Wilson, Josh (CB)	Maryland, 2010
96 Urban, Brent (DE)	Virginia, 2014-18	47 Wilson, Julian (S)	Oklahoma, 2015
64 Urschel, John (G/C)	Penn State, 2014-16	87 Wilson, Kris (TE)	Pittsburgh, 2011
40 Vaughn, Cassius (CB)	Mississippi, 2015	28 Winborne, Jamaine (DB)	Virginia, 2005-07
77 Vickers, Kipp (OL)	Miami, 2000-01	59 Woodfin, Zac (LB)	Ala.-Birmingham, 2005
80 Vickers, Lee (TE)	North Alabama, 2007	39 Woodhead, Danny (RB)	Chadron State, 2017
68 Vincent, Keydrick (G)	Mississippi, 2005-06	26 Woodson, Rod (CB/S)	Purdue, 1998-2001
44 Vinson, Tony (RB)	Towson, 1997-99	93 Wormley, Chris (DE)	Michigan, 2017-19
33 Waddell, Reggie (DB)	W. Illinois, 2001	81 Worthy, Cam (WR)	East Carolina, 2015
71 Wagner, Rick (T)	Wisconsin, 2013-16	2 Wright, Anthony (QB)	South Carolina, 2002-05
88 Wainwright, Frank (TE)	N. Colorado, 1999-2000	24 Wright, Shareece (CB)	Southern California, 2015-16
79 Walker, Casey (DT)	Oklahoma, 2014	85 Wynn, Milton (WR)	Washington State, 2002
41 Walker, Frank (CB)	Tuskegee, 2008-09	73 Yanda, Marshal (G/T)	Iowa, 2007-19
25 Walker, Tray (CB)	Texas Southern, 2015	80 Yarborough, Ryan (WR)	Wyoming, 1997-98
17 Wallace, Mike (WR)	Mississippi, 2016-17	40 Young, Kenny (LB)	UCLA, 2018-19
84 Waller, Darren (WR/TE)	Georgia Tech, 2015-16	25 Young, Tavon (CB)	Temple, 2016-19
38 Walls, Raymond (CB)	Southern Mississippi, 2003-04	15 Zastudil, Dave (P)	Ohio, 2002-05
46 Ward, B.J. (S)	Florida State, 2005	28 Zbikowski, Tom (S)	Notre Dame, 2008-11
95 Ward, Chris (DL)	Kentucky, 1997	10 Zeier, Eric (QB)	Georgia, 1996-98
85 Ward, Detric (WR/RS)	Northern Iowa, 2003	70 Zielinski, Matt (DT)	Duke, 2004
53 Ward, Jihad (DE)	Illinois, 2019	63 Zitelli, Emmett (C)	Purdue, 1999
31 Washington, Fabian (CB)	Nebraska, 2008-10	53 Zuttah, Jeremy (C)	Rutgers, 2014-16
93 Washington, Keith (DE)	UNLV, 1997-2000		
15 Washington, Kelley (WR)	Tennessee, 2009		
82 Watson, Benjamin (TE)	Georgia, 2016-17		
98 Weaver, Anthony (DE)	Notre Dame, 2002-05		
21 Webb, Lardarius (DB)	Nicholls State, 2009-17		
79 Webster, Larry (DL)	Maryland, 1996-2001		
32 Weddle, Eric (S)	Utah, 2016-18		
77 Wesley, De'Ondre (G/T)	BYU, 2015-16		
28 West, Terrance (RB)	Towson, 2015-17		
14 Whalen, Griff (WR)	Stanford, 2017		
12 Wheelwright, Ernie (WR)	Minnesota, 2008		

Note: The all-time alphabetical roster lists the last-known in-season jersey number worn by a player. The roster includes every year a player was on the team, whether active, IR or PUP list. Additionally, if a player was on the Ravens' 53-man roster at any time, he appears. (However, the roster does not include players who solely spent time on the practice squad or in training camp.)

The all-time numerical roster on the following pages lists all of the jersey numbers worn by a Raven. An example would be NT Kelly Gregg, who wore both 73 and 97 jerseys.

ALL-TIME ROSTER BY JERSEY NO.

1	Cunningham, Randall	QB	Banks, Tony.	QB	Willis, Matt	WR		
2	Bouman, Todd.	QB	Beck, John	QB	18	Brown, Curtis	WR	
	Clausen, Jimmy	QB	Campanaro, Michael.	WR		Grbac, Elvis	QB	
	Taylor, Tyrod	QB	Graham, Shayne	K		Maclin, Jeremy	WR	
	Wright, Anthony.	QB	Jones, Jacoby	WR/RS		Perriman, Breshad	WR	
3	Griffin III, Robert	QB	Kight, Danny	K		Stallworth, Donté.	WR	
	Stover, Matt	K	Scott, Jaleel	WR	19	Mitchell, Scott	QB	
4	Harbaugh, Jim	QB	St. Pierre, Brian	QB	20	Herring, Kim	S	
	Koch, Sam.	P	Testaverde, Vinny	QB		Reed, Ed	S	
5	Flacco, Joe	QB	Waller, Darren	TE/WR	21	Byner, Earnest	RB	
	Lloyd, Rhys	K	Wheelwright, Ernie	WR		Ingram II, Mark	RB	
	Richardson, Kyle	P	13	Brown, John	WR		Elliott, DeShon	S
6	Hauschka, Steve	K		Davis, Billy	WR		McAlister, Chris	CB
	Jenkins, J.R.	K		Givens, Chris.	WR		Metcalf, Eric	RB
	Nedney, Joe	K		Matthews, Chris.	WR		Webb, Lardarius.	CB
	Otis, Scott	QB		Mellette, Aaron	WR	22	Williams, John	CB
	White, Tim	WR	14	Anderson, Derek	QB		Brew, Dorian.	DB
7	Boller, Kyle	QB		Brown, Marlon	WR		Carter, Dale	DB
	Cundiff, Billy	K		Harper, Justin	WR		Hamlin, Ken.	S
	Mallett, Ryan	QB		Hester Sr., Devin	WR/RS		Knight, Tom	CB
	McSorley, Trace.	QB		Richardson, Wally	QB		Rolle, Samari	CB
	Redman, Chris	QB		St. Pierre, Brian	QB		Smith, Jimmy	CB
	Renner, Bryn.	QB		Stokley, Brandon	WR		Starks, Duane.	CB
8	Boller, Kyle	QB		Whalen, Griff	WR		Tate, Robert.	CB
	Dilfer, Trent	QB		White, Tim	WR/RS	23	Baldwin, Randy	RB
	Elling, Aaron	K	15	Armour, Justin	WR		Brown, Chykie	CB
	Finnerty, Cullen	QB		Brown, Marquise.	WR		Cason, Antoine.	CB
	Jackson, Lamar	QB		Campanaro, Michael.	WR		Cotton, Kenyon.	FB
	Schaub, Matt	QB		Copper, Terrance	WR		Jefferson, Tony.	S
9	McNair, Steve.	QB		Crabtree, Michael	WR		Hunter, Dameon	RB
	Montgomery, Greg.	P		Horsey, Albert.	WR		Hunter, Earnest.	RB
	Richey, Wade	K		Mallett, Ryan	QB		Lewis, Kendrick	S
	Tucker, Justin	K		Washington, Kelley	WR		McGahee, Willis	RB
10	Bulger, Marc.	QB		Williams, LaQuan.	WR		Williams, Moe	RB
	Case, Stoney.	QB		Zastudil, Dave.	P		Winborne, Jamaine.	DB
	Moore, Chris.	WR	16	Adeboyejo, Quincy	WR	24	Arrington, Kyle	CB
	Ross, Jeremy	WR		Britton, Eddie	WR		Brady, Donny	DB
	Smith, Troy	QB		Clay, Kaelin	WR/RS		Carr, Brandon	CB
	Stewart, Kordell.	QB		Figuers, Yamon	WR/RS		Carter, Dale	CB
	Zeier, Eric	QB		Mayle, Vince.	WR		Foxworth, Domonique.	CB
11	Aiken, Kamar	WR		Moore, Clarence	WR		Graham, Corey	CB
	Blake, Jeff.	QB		Morgan, Joe	WR		Peters, Marcus	CB
	Darling, Devard	WR		Reed, David.	WR/RS		Phillips, Anwar	CB
	Johnson, Patrick	WR		Thomas, De'Anthony.	WR/RS		Pittman, David	CB
	Nash, Marcus.	WR		Thompson, Germany.	WR		Porter, Alvin	DB
	Perriman, Breshad	WR		Wynn, Milton	WR		Stewart, Darian	S
	Roberts, Seth	WR	17	Butler, Jeremy	WR		Wright, Shareece.	CB
	Smith, Marcus	WR		Doss, Tandon	WR	25	Carr, Chris	CB/RS
	Smith, Troy	QB		Lasley, Jordan	WR		Cook, Emanuel	S
	Stark, Jon	QB		Maxwell, Marcus.	WR		Jackson, Asa	CB/RS
	Stokley, Brandon	WR		Tyree, David	WR		Jenkins, De'Ron	DB
12	Abney, Derek	WR/RS		Wallace, Mike	WR		Love, Clarence	DB



ALL-TIME ROSTER BY JERSEY NO.

	Oglesby, Evan	CB		Robertson, Rob	FB		Love, Clarence	DB
	Walker, Tray	CB		White, Jamel	RB		Waddell, Reggie	DB
	Young, Tavon	CB	31	Brooks, Terrence	S		Wright, Shareece	CB
	Zbikowski, Tom	S		Brown, Omar	S	36	Booth, Isaac	DB
26	Canady, Maurice	CB		Daniel, Robertson	DB		Clark, Chuck	S
	Cook, Emanuel	S		Jones, Rondell	S		Dowden, Corey	DB
	Elam, Matt	S		Lewis, Jamal	RB		Gorrer, Danny	CB
	Fuller, Corey	CB/S		Lewis-Harris, Chris	CB		Leonhard, Jim	S
	Holmes, Priest	RB		Pollard, Bernard	S		McCann, Bryan	CB
	Landry, Dawan	S		Rainey, Bobby	RB		Miles, Jeromy	S
	Powers, Jerraud	CB		Trawick, Brynden	S		Sams, B.J.	DB/RS
	Woodson, Rod	CB/S		Washington, Fabian	CB		Williams, John	CB
27	Jackson, Asa	CB/RS	32	Elliott, DeShon	S		Young, Tavon	CB
	Jones, Cyrus	CB/RS		Gash, Sam	FB	37	Allen, Javorius	RB
	Moore, Stevon	S		Ihedigbo, James	S		Considine, Sean	S
	Mouton, Cash	CB		Lawrence, Matt	RB		Fitzhugh, Keith	S
	Price, Sheldon	CB		Price, Sheldon	CB		Gorrer, Danny	CB
	Prude, Ronnie	CB		Rhett, Errict	RB		Lake, Carnell	S
	Rice, Ray	RB		Smith, Musa	RB		Marshall, Iman	CB
	Sapp, Gerome	S		Weddle, Eric	S		McCann, Bryan	CB/RS
	West, Terrance	RB	33	Elam, Matt	S		McClain, Le’Ron	FB
	Williams, Darius	CB		Green, Justin	FB		Sanders, Deion	CB
28	Averett, Anthony	CB		Hill III, Will	S		Thompson, Bennie	DB
	Baxter, Gary	DB		Hoard, Leroy	RB		Waddell, Reggie	DB
	Berry, Damien	RB		Holmes, Priest	RB		Wilson, Josh	CB
	Bethel, Justin	CB		Hughley, Delvin	CB	38	Ali, Charles	FB
	McAlister, Chris	CB		Jackson, Bennett	S		Anderson, Mike	RB
	Richards, Jordan	DB		McClain, Le’Ron	FB		Brown, Omar	S
	Trawick, Brynden	S		McCrae, Tony	CB		Butler, Robb	DB
	West, Terrance	RB		Morris, Byron “Bam”	RB		Draughn, Shaun	RB
	Winborne, Jamaine	DB		Morrow, Harold	FB		Franks, Dominique	CB
	Zbikowski, Tom	S		Thompson, Christian	S		Jean-Baptiste, Stanley	CB
29	Allen, Terry	RB		Waddell, Reggie	DB		Langford, Jeremy	RB
	Evans, Charles	FB	34	Averett, Anthony	CB		Langham, Antonio	DB
	Forsett, Justin	RB		Collins, Alex	RB		McKie, Jason	FB
	Huff, Michael	S		Graham, Jay	RB		Melvin, Rashaan	CB
	Humphrey, Marlon	CB		Knight, Tom	CB		Parmele, Jalen	RB
	Jackson, Asa	CB		Mughelli, Ovie	FB		Rolle, Jumal	CB
	Lyons, Lamar	DB		Parmele, Jalen	RB		Ross, Aaron	CB
	Martin, Derrick	CB		Rainey, Bobby	RB		Trapp, James	DB
	Taylor, Chester	RB		Ross, Cory	RB		Walls, Raymond	CB
	Thomas III, Earl	S		Scott, Bernard	RB	39	Canady, Maurice	CB
	Turner, Eric	DB		Taliaferro, Lorenzo	RB		Carr, Brandon	CB
	Williams, Cary	CB		Williams, John	CB		Davis, Will	CB
30	Ayanbadejo, Obafemi	FB		Williams, Ricky	RB		Jacobs, Tramain	CB
	Daniel, Eugene	CB	35	Allen, Anthony	RB		Johnson, Chris	CB
	Daniels, P.J.	RB		Arrington, Kyle	CB		Luchey, Nick	FB
	Dixon, Kenneth	RB		Bailey, Robert	DB		Ricard, Alan	FB
	Magee, Terrence	RB		Boykin, Brandon	CB		Stone, Daren	S
	Miller, Prince	CB		Edwards, Gus	RB		Woodhead, Danny	RB
	Paschal, Marcus	S		Gardner, Carwell	FB	40	Cotton, Kenyon	FB
	Pierce, Bernard	RB		Ivy, Corey	CB		Daniel, Robertson	CB



ALL-TIME ROSTER BY JERSEY NO.

	Edison, PedroTE		Ford, ChaseTE	56	Babin, Jason OLB
	Gerard, K.J.S		Gooden, TavaresLB		Bynes, JoshLB
	Juszczyk, KyleFB		Hartley, FrankTE		Caldwell, MikeLB
	Ross, CoryRB		Johnson, TimLB		Carter, Chris OLB
	Vaughn, CassiusCB		Jones, EdgarLB/TE		Davis, AnthonyLB
	Whitehead, JermaineCB		McClain, JameelLB		Gooden, TavaresLB
	Young, KennyLB		Onwuasor, PatrickLB		Haley, DennisLB
41	Levine Sr., AnthonyDB/LB		Purnell, LovettTE		Hartwell, EdgertonLB
	Staten, RalphS		Scales, PatrickLS		Jones, Edgar OLB
	Walker, FrankCB	49	Board, ChrisLB		Means, Steven DE
42	Brew, DorianDB		Bryant, D.J. OLB		Nelson, JimLB
	Greenwood, ChrisCB		Luckett, CavellisLB		Olsavsky, JerryLB
	Huff, MarquestonS		Williams, ChadS		Stills, GaryLB
	Mitchell, AnthonyDB	50	Alaka, OtaruLB		Williams, Tim OLB
	Neal, LorenzoFB		Barnes, AntwanLB	57	Brigance, O.J.LB
	Norton, ZachCB		Goganious, KeithLB		Bynes, JoshLB
	Potts, RooseveltFB		Jackson, BradLB		Kopp, JeffLB
	Ricard, PatrickFB/DL		Johnson, TimLB		Mosley, C.J.LB
	Sapp, GeromeS		Lopez, NicholasLB		Scott, BartLB
43	Adams, VashoneS		McClellan, AlbertLB		Williams, JerrollLB
	Hill, JaylenCB		Polley, TommyLB	58	Boulware, Peter OLB
	Hill, JusticeRB	51	Ayanbadejo, BrendonLB		Dumervil, Elvis OLB
	Mostert, RaheemRB		Brown, CornellLB		Fort, L.J.LB
	Nakamura, HarukiS		Correa, KamaleiLB		Freeny, JonathanLB
	Poindexter, AnthonyS		Croel, MikeLB		Haley, DennisLB
	Solwold, MikeLS		Harris, BernardoLB		Johnson, StevenLB
	Toussaint, FitzgeraldRB		Smith, DarylLB		Jones, AlvinLB
44	Brookins, JasonRB		Smith, MikeLB		McAdoo, Michael OLB
	Gaston, WillieCB	52	Lewis, RayLB		McCune, RobertLB
	Humphrey, MarlonCB	53	Bradley, BamLB		Phillips, JasonLB
	Juszczyk, KyleFB		Cody, DanLB/DE	59	Brown, ArthurLB
	Leach, VontaFB		Daniels, DexterLB		Ellerbe, DannellLB
	Vinson, TonyRB		McClain, JameelLB		Greisen, NickLB
	Wilcox, DanielTE		Peters, TyrellLB		Louis, LamarLB
45	Beyer, Brennen OLB		Slaughter, T.J.LB		Maese, JoeLS
	Brightful, LamontRS		Ward, JihadDE		Payne, RodC
	Ferguson, Jaylon OLB		Zuttah, JeremyC		Powell, CraigLB
	Harris, CoreyS	54	Bowser, Tyus OLB		Woodfin, ZacLB
46	Cox, MorganLS		Burgess, PrescottLB	60	Brown, JasonG/C
	Smithson, FishDB		Green, RoderickLB		Crecelius, RandinG/T
	Ward, B.J.S		Hamilton, Adrian OLB		DeVries, JedOL
47	Brown, RickyLB		James, RobertLB		Kooistra, ScottOL
	Demps, WillS		Johnson, TimLB		Kublanow, BrandonC
	Hunter, JavinWR/CB		McCloud, TyrusLB		Mitchell, JeffC
	Jones, JohnTE		Orr, ZacharyLB		Monroe, EugeneT
	Kuhn, ScottTE		Sutter, EdLB	61	Bowanko, LukeC/G
	McDermott, KevinLS		Taylor, ShannonLB		Elmore, JohnOL
	Turner, De'LanceRB		Wilkinson, CalvinLB		Everitt, SteveC
	Williams, Chavis OLB	55	Clark, SedricLB		Gibson, GaryDT
	Wilson, JulianS		Johnson, J.R.LB		Grasu, HronissG
48	Collins, RyanTE		Sharper, JamieLB		Jones, ArthurDT
	Edison, PedroTE		Suggs, Terrell OLB		Lindsay, EverettOL



ALL-TIME ROSTER BY JERSEY NO.

	Rabach, Casey C/G		Rimpf, Brian G		Brooks, Ethan T
	Robinson, Kareem DE		Rodgers, Stefan T		Brown, Orlando T
62	Cody, Terrence DT		Slaughter, Chad T		Howard, Austin T
	Ducassee, Vladimir G	70	Arvie, Herman OL		Jensen, Ryan OL
	Flynn, Mike C		Bergstrom, Tony G/T		Reitz, Joe T
	Goeas, Leo OL		Donnal, Andrew G/T		Vickers, Kipp OL
	Hale, David G/T		Ehinger, Parker G		Wesley, De'Ondre G/T
	Johnson, Kaleb G		Harewood, Ramon G/T	78	Brown, Orlando T
63	Cody, Terrence DT		Houser, Kevin LS		Brown Jr., Orlando T
	Collins, Mike G		Katula, Matt LS		Fitzpatrick, Larry DT
	Grasu, Hroniss G/C		Nugent, Dave DT		Footman, Dan DL
	Ndukwe, Ikechuku G		Swayne, Harry T		McKinnie, Bryant T
	Szalay, Thatcher C		Zielinski, Matt DT		Pierce, Michael DT
	Williams, Bobbie G	71	Ellis, Justin DT		Terry, Adam T
	Williams, Wally OL		Eluemunor, Jermaine G/T		Williams, Sammy OL
	Zitelli, Emmett C		Folau, Spencer T	79	Anderson, Willie T
64	Cousins, Oniel G/T		Gaither, Jared T		LeVoir, Mark G/T
	Isaia, Sale G		Wagner, Rick T		Moll, Tony G/T
	Mulitalo, Edwin G	72	Cook, Damion T		Pashos, Tony T
	Senat, Greg T		Dafney, Bernard OL		Reynolds, Micajah DT
	Urschel, John G/C		Ellison, Atiyiah DT		Stanley, Ronnie T
65	Cavil, Ben OL		Lewis, Alex G/T		Walker, Casey DT
	Caylor, Drew OL		Mattison, Bryan DL/OL		Webster, Larry DL
	Chester, Chris C/G		Osemele, Kelechi G/T	80	Bannister, Alex WR
	Gurode, Andre G/C		Parker, J'vonne DT		Bishop, Harold TE
	Mekari, Patrick G/C		Powers, Ben G		Boykin, Miles WR
	Siragusa, Nico G		Searcy, Leon T		Curtis, Tony TE
	Thomas, Jason G		Thomas, Benard DE		Dickson, Ed TE
66	Anderson, Bennie OL		Williams, Sammy OL		Drew, Davon TE
	Bolling, Nate DT	73	Goad, Tim DT		Gillmore, Crockett TE
	Gradkowski, Gino C		Gregg, Kelly DT		Hymes, Randy WR
	Grubbs, Ben G		Yanda, Marshal G/T		Purnell, Lovett TE
	Hellestrae, Dale LS	74	Atkins, James OL		Sanders, Frank WR
	Hudson, John LS		Bobo, Orlando OL		Savoy, Phil WR
	Jensen, Ryan G/C		Hurst, James G/T		Stokley, Brandon WR
	Jones, Tony T		Kracalik, Mike T		Vickers, Lee TE
67	Boren, Justin G/C		Oher, Michael T		Williams, Calvin WR
	Guy, Lawrence DE		Webster, Larry DT		Yarborough, Ryan WR
	Hernandez, Adam OL		Williams, Larry DT	81	Boldin, Anquan WR
	Lewis-Moore, Kapron DE	75	Ogden, Jonathan T		Clay, Kaelin WR
	Nembot, Stephane T	76	Bernstein, Alex OL		Coates, Ben TE
	Neujahr, Quentin C		Gordon, Amon DT		Daniels, Owen TE
	Rackley, Will G		Hale, David G/T		Darling, Devard WR
	Sanders, Daniel G/C		Johnson, Jarret OLB		Escobar, Gavin TE
68	Bilukidi, Christo DT		Powell, Carl DE		Hambrick, Kenyon WR
	McKinney, Brandon DT		Reid, Jah G/T		Hurst, Hayden TE
	Shiple, A.Q. G/C		Robinson, Kareem DE		Hymes, Randy WR
	Skura, Matt C/G		Shakir, Maurquice G		Jackson, Michael WR
	Vincent, Keydrick G		Smith, Andre T		Moore, Clarence WR
69	Blackshear, Jeff G		Williams, Erik OL		Pierce, Aaron TE
	Franklin, Aubrayo DT	77	Birk, Matt C		Reynolds, Keenan WR/RS
	Henry, Willie DT		Bozeman, Bradley G/C		Smith, Marcus WR

ALL-TIME ROSTER BY JERSEY NO.

	Worthy, Cam WR	Ethridge, Ray WR	93	Edwards, Dwan DE	
82	Alexander, Derrick WR	Green, Eric TE		Guy, Lawrence DE	
	Boyle, Nick TE	Heap, Todd TE		Redding, Cory DE	
	Harper, Justin WR	Reuland, Konrad TE		Sears, Corey DL	
	Jones, Terry TE	87	Clark, Dallas TE	Tyson, DeAngelo DE	
	LeBel, Harper TE		Dinkins, Darnell TE	Washington, Keith DE	
	Nordin, Jake TE		Ismail, Qadry WR	Wormley, Chris DE	
	Sanders, Frank WR		Ogden, Jeff WR	94	Bannan, Justin DT
	Sharpe, Shannon TE		Robinson, Marcus WR		Davis, Carl DT
	Smith, L.J. TE		Singleton, Nate WR		Douglas, Marques DL
	Smith, Torrey WR		Turner, Floyd WR		Frederick, Mike DL
	Wainwright, Frank TE		Williams, Demetrius WR		Kindle, Sergio OLB
	Watson, Benjamin TE		Williams, Maxx TE		Mack, Daylon DT
83	Brown, Daniel WR/TE		Wilson, Kris TE		Simon, John OLB
	Dickson, Ed TE	88	Armour, Justin WR		Zielinski, Matt DT
	Drew, Davon TE		Jones, John TE	95	Adams, Sam DT
	Evans, Lee WR		Kinchen, Brian TE		Frase, Paul DE
	Johnson, Patrick WR		Mayle, Vince TE/WR		Green, Howard DT
	Johnson, Ron WR		Montgomery, Ty RB/WR		Hall, Bryan DT
	Snead IV, Willie WR/RS		Pitta, Dennis TE		Hamilton, Adrian OLB
	Roe, James WR		Smith, Trent TE		Johnson, Jarret OLB
	Thompson, Deonte WR/RS		Sypniewski, Quinn TE		Lewis-Moore, Kapron DE
	Wilcox, Daniel TE		Turner, Floyd WR		Nugent, Dave DE
84	Dickson, Ed TE		Wainwright, Frank TE		Salave'a, Joe DT
	Grant, Janarion WR/RS	89	Andrews, Mark TE		Sieler, Zach DT
	Houshmandzadeh, T.J. WR		Bishop, Harold TE		Ward, Chris DL
	Hunter, Javin WR/CB		Clayton, Mark WR	96	Divens, Lamar DT
	Jones, Edgar LB/TE		Ofodile, A.J. TE		Kemoeatu, Ma'ake NT
	Lewis, Jermaine WR/KR		Smith Sr., Steve WR		Peko Sr., Domata DE
	Matthews, Chris WR		Taylor, Travis WR		Smith, Fernando DE
	Moore, Clarence WR		Williams, Calvin WR		Spears, Marcus DE
	Purnell, Lovett TE	90	Brown, Cornell LB		Thomas, Adalius DE/LB
	Savoy, Phil WR		Burnett, Rob DE		Urban, Brent DE
	Supernaw, Phillip TE		McPhee, Pernell OLB	97	Frase, Paul DE
	Waller, Darren WR/TE		Pryce, Trevor DE		Gregg, Kelly DT
	Williams, Calvin WR		Smith, Za'Darius OLB		Jernigan, Timmy DT
	Wynn, Milton WR		Dalton, Lional DT		Jones, Arthur DE
	Yarborough, Ryan WR		Douglas, Marques DT		Jones, James DL
85	Burrough, Jonathan TE		Fortune, Elliott DL		Missouri, Dwayne DE
	DeLong, Greg HB		Franklin, Aubrayo DT		Pierce, Michael DT
	Ethridge, Ray WR		Jones, Edgar TE/LB	98	McBean, Ryan DT
	Gordon, Richard TE		Judon, Matthew OLB		Pleasant, Anthony DE
	Green, Eric TE		McKinney, Brandon DT		Siragusa, Tony DT
	Johnson, Kevin WR		Parker, Riddick DE		Talavou, Kelly DT
	Johnson, Patrick WR		Upshaw, Courtney OLB		Weaver, Anthony DE
	Jones, John TE	92	Chase, Martin DT		Williams, Brandon DT
	Mason, Derrick WR		Kamalu, Ufomba DE	99	Canty, Chris DE
	Reisner, Allen TE		Kaufusi, Bronson DE		Jernigan, Timmy DT
86	Bajema, Billy TE		Lyle, Rick DL		Judon, Matthew OLB
	Boyle, Nick TE		Ngata, Haloti DT		Kruger, Paul OLB/DE
	Davis, Billy WR		Taylor, Leland DL		McCrary, Michael DE
	DeLong, Greg HB		Thompson, Zach OLB		



ALL-TIME DRAFTS

1996

Rd.	Pk.	Pos.	Player	College
1a	4	G/T	Jonathan Ogden	UCLA
1b	26	LB	Ray Lewis	Miami
2b	55	CB	DeRon Jenkins	Tennessee
5b	153	WR	Jermaine Lewis	Maryland
6a	172	LB	Dexter Daniels	Florida
6b	186	WR	James Roe	Norfolk State
7b	238	QB	Jon Stark	Trinity Intl.

Obtained second 1st-round choice (26) from SF along with 49ers 1995 1st-, 3rd- and 4th- (from KC) round picks for Cle. 1995 1st-round pick (obtained from Atl. for RB Eric Metcalf and Cle. original 1995 1st-round pick). First 2nd-round choice (35) was traded to TB for TE Harold Bishop. Obtained second 2nd-round choice (55) from Den. for 1996 3rd-, 4th- and 7th-round picks. First 5th-round choice (136) was traded to NO for DB Reginald Jones. Obtained second 5th-round pick (153) from Atl. for G Gene Williams. Third 5th-round choice (157) obtained from Phi. to Dal. for 1997 4th-round pick. Obtained second 6th-round choice (186) from Jax. (supplemental) along with Jaguars 1995 5th-round pick for Cle. 1995 4th-round pick. Obtained second 7th-round choice (238) from Phi. for DL Ronnie Dixon.

1997

Rd.	Pk.	Pos.	Player	College
1	4	LB	Peter Boulware	Florida State
2a	34	LB	Jamie Sharper	Virginia
2b	58	S	Kim Herring	Penn State
3	64	RB	Jay Graham	Tennessee
4b	118	LB	Tyrus McCloud	Louisville
5	134	C	Jeff Mitchell	Florida
6a	167	FB	Steve Lee	Indiana
6b	194	LB	Cornell Brown*	Virginia Tech
7a	205	DE	Chris Ward	Kentucky
7b	234	QB	Wally Richardson*	Penn State
7c	236	S	Ralph Staten*	Alabama
7d	238	DT	Leland Taylor*	Louisville

Obtained second 2nd-round choice (58) from Den. for T Tony Jones. First 4th-round choice (100) was traded to Atl. through Sea. for G Jeff Blackshear. Obtained second 4th-round pick from Dal. for 1996 5th-round pick (obtained from Phi.).

1998

Rd.	Pk.	Pos.	Player	College
1	10	CB	Duane Starks	Miami
2	42	WR	Patrick Johnson	Oregon
5a	124	DT	Martin Chase	Oklahoma
5b	133	S	Ryan Sutter	Colorado
6a	154	LB	Ron Rogers	Georgia Tech
6b	164	T	Sammy Williams	Oklahoma
7b	241	TE	Cam Quayle*	Weber State

Traded 3rd-round choice (71) along with 1998 4th-round pick (93) to Ind. for QB Jim Harbaugh and Colts 1998 4th-round pick. Traded first 4th-round choice (from Ind.) to Ind. for 1998 4th-, 5th- and 6th-round picks. Traded second 4th-round pick (104) to TB for 1999 3rd-round pick. Traded first 7th-round choice (199) to Atl. through Pit. for OL Bernard Dafney.

* Compensatory Pick

1999

Rd.	Pk.	Pos.	Player	College
1	10	CB	Chris McAlister	Arizona
4a	105	WR	Brandon Stokley	SW Louisiana
4b	129	G	Edwin Mulitalo*	Arizona
7	216	S	Anthony Poindexter	Virginia

Traded 2nd-round choice (42) to Atl. for Atl. 2000 1st-round pick. Traded 3rd-round pick (72) to Det. along with cond. 2000 5th-round pick for QB Scott Mitchell. Traded 5th-round choice (145) to STL along with 2000 7th-round pick for QB Tony Banks. Traded first 6th-round choice (180) to NE for TE Lovett Purnell. Traded second 6th-round choice (185, from Ind.) to Min. for OL Everett Lindsay.

2000

Rd.	Pk.	Pos.	Player	College
1a	5	RB	Jamal Lewis	Tennessee
1b	10	WR	Travis Taylor	Florida
3	75	QB	Chris Redman	Louisville
5	148	OL	Richard Mercier	Miami
6a	186	DE	Adalius Thomas	So. Mississippi
6b	191	DT	Cedric Woodard	Texas

Acquired first 1st-round pick (5) from Atl. for a 1999 2nd-round choice.

2001

Rd.	Pk.	Pos.	Player	College
1	31	TE	Todd Heap	Arizona State
2	62	DB	Gary Baxter	Baylor
3	92	C/G	Casey Rabach	Wisconsin
4	126	LB	Edgerton Hartwell	W. Illinois
5	161	RB	Chris Barnes	New Mexico St.
6	194	LS	Joe Maese	New Mexico
7	231	DE	Dwayne Missouri	Northwestern

2002

Rd.	Pk.	Pos.	Player	College
1	24	S	Ed Reed	Miami
2	52	DE	Anthony Weaver	Notre Dame
4a	112	P	Dave Zastudil	Ohio
4b	123	WR	Ron Johnson	Minnesota
5	155	TE	Terry Jones	Alabama
6a	195	DB	Lamont Brightful	E. Washington
6b	206	WR	Javin Hunter*	Notre Dame
6c	207	RB	Chester Taylor*	Toledo
6d	209	S	Chad Williams*	So. Mississippi
7	236	QB	Wes Pate	Stephen F. Austin

Traded 3rd-round choice (96) to Den. for 4th- (112) and 5th-round (155) picks (Bal. traded its 5th [159] to Was. to draft Weaver).



ALL-TIME DRAFTS

2003

Rd.	Pk.	Pos.	Player	College
1a	10	LB	Terrell Suggs	Arizona State
1b	19	QB	Kyle Boller	California
3	77	RB	Musa Smith	Georgia
4a	109	LB	Jarret Johnson	Alabama
4b	134	FB	Ovie Mughelli*	Wake Forest
5a	146	DT	Aubrayo Franklin	Tennessee
5b	173	T	Tony Pashos*	Illinois
6	182	S	Gerome Sapp	Notre Dame
7a	223	TE	Trent Smith	Oklahoma
7b	250	C	Mike Mabry*	Central Florida
7c	258	S	Antwoine Sanders*	Utah

Traded 2nd-round choice (41) to NE with 2004 1st-round pick for NE's 1st-round pick (19/Boller).

2004

Rd.	Pk.	Pos.	Player	College
2	51	DT	Dwan Edwards	Oregon State
3	82	WR	Devard Darling	Washington St.
5	153	OLB	Roderick Green	Gen. Missouri St.
6a	187	QB	Josh Harris	Bowling Green
6b	199	WR	Clarence Moore*	N. Arizona
7a	244	WR	Derek Abney*	Kentucky
7b	246	G	Brian Rimpf*	East Carolina

Traded 1st-round pick to NE for Pats' 2003 1st-round selection (19) to draft QB Kyle Boller. Traded 4th-round pick (120) to Jax. for WR Kevin Johnson.

2005

Rd.	Pk.	Pos.	Player	College
1	22	WR	Mark Clayton	Oklahoma
2a	53	OLB	Dan Cody	Oklahoma
2b	64	T	Adam Terry	Syracuse
4	124	G/C	Jason Brown	North Carolina
5	158	FB	Justin Green	Montana
6	213	QB	Derek Anderson*	Oregon State
7	234	LB	Mike Smith	Texas Tech

Obtained second 2nd-round choice (64) from NE in exchange for Ravens 3rd- (84) and 6th-round (195) picks in 2005 and a 3rd-round selection in 2006.

2006

Rd.	Pk.	Pos.	Player	College
1	12	DT	Haloti Ngata	Oregon
2	56	C/G	Chris Chester	Oklahoma
3	87	CB	David Pittman	NW State
4a	111	WR	Demetrius Williams	Oregon
4b	132	RB	P.J. Daniels*	Georgia Tech
5a	146	S	Dawan Landry	Georgia Tech
5b	166	TE	Quinn Sypniewski*	Colorado
6a	203	P	Sam Koch*	Nebraska
6b	208	CB	Derrick Martin*	Wyoming
7	219	LB/DE	Ryan LaCasse	Syracuse

Obtained 1st-round choice (12) from Cle. for Baltimore's 1st-round (13) and 6th-round (181) picks. Obtained 2nd-round (56) and 3rd-round (87) choices from the N.Y. Giants for the Ravens' 2nd-round pick (44).

2007

Rd.	Pk.	Pos.	Player	College
1	29	G	Ben Grubbs	Auburn
3a	74	WR	Yamon Figurs	Kansas State
3b	86	G/T	Marshal Yanda	Iowa
4a	134	OLB	Antwan Barnes*	Florida Intl.
4b	137	FB	Le'Ron McClain*	Alabama
5	174	QB	Troy Smith*	Ohio State
6	207	ILB	Prescott Burgess*	Michigan

Obtained first 3rd-round pick (74) and a 4th-round choice (101) from Det. for the Ravens' 2nd-round (61) pick. Acquired second 3rd-round choice (86) from Jax. for 4th-round (101), 5th-round (166) and 6th-round (203) picks.

2008

Rd.	Pk.	Pos.	Player	College
1	18	QB	Joe Flacco	Delaware
2	55	RB	Ray Rice	Rutgers
3a	71	ILB	Tavares Gooden	Miami
3b	86	S	Tom Zbikowski	Notre Dame
3c	99	T	Oniel Cousins*	UTEP
4a	106	WR	Marcus Smith	New Mexico
4b	133	G/T	David Hale*	Weber State
6	206	S	Haruki Nakamura*	Cincinnati
7a	215	WR	Justin Harper	Virginia Tech
7b	240	RB	Allen Patrick*	Oklahoma

Obtained 1st-round (18) choice from Houston for the Ravens' 1st-round (26) and 3rd-round (89) picks that Baltimore received from Jacksonville, plus the Ravens' 6th-round (173) choice. Baltimore began the day with the 8th-overall pick and traded it to Jacksonville for the Jaguars' 1st-round (26), both 3rd-round (71 and 89) and 4th-round (125) selections. Obtained 2nd-round (55) choice from Seattle for the Ravens' 2nd-round (38) pick. Acquired second 3rd-round (86) choice, along with 2nd-round pick (Rice, 55) from Seattle for the Ravens' 2nd-round (38) pick. Traded 4th-round (125) choice to Oakland for CB Fabian Washington.

Note: In 2007, the Ravens used a 5th-round pick in the July Supplemental Draft to tab T Jared Gaither.

2009

Rd.	Pk.	Pos.	Player	College
1	23	T	Michael Oher	Mississippi
2	57	LB/DE	Paul Kruger	Utah
3	88	DB	Lardarius Webb	Nicholls State
5a	137	LB	Jason Phillips	TCU
5b	149	TE	Davon Drew	East Carolina
6	185	RB	Cedric Peerman	Virginia

Obtained 1st-round choice (23) from NE for the Ravens' 1st-round (26) and 5th-round (162) picks. Acquired two 5th-round choices (137 and 141) from NE for the Ravens' 4th-round (123) pick. Obtained 5th-round (149) and 6th-round (185) choices from Denver for the 5th-round (141) pick.

* Compensatory Pick

ALL-TIME DRAFTS

2010

Rd.	Pk.	Pos.	Player	College
2a	43	LB	Sergio Kindle	Texas
2b	57	DT	Terrence Cody	Alabama
3	70	TE	Ed Dickson	Oregon
4	114	TE	Dennis Pitta	BYU
5a	156	WR	David Reed	Utah
5b	157	DT	Arthur Jones	Syracuse
6	194	T	Ramon Harewood	Morehouse

Acquired first 2nd-round (43), 3rd-round (70) and 4th-round (114) choices from Den. for the Ravens' 1st-round (25) pick. Traded original 3rd-round (88) and 4th-round (123) choices to Ari. for WR Anquan Boldin and a 5th-round pick (157).

2011

Rd.	Pk.	Pos.	Player	College
1	27	CB	Jimmy Smith	Colorado
2	58	WR	Torrey Smith	Maryland
3	85	T	Jah Reid	Central Florida
4	123	WR	Tandon Doss	Indiana
5a	164	CB	Chykie Brown*	Texas
5b	165	DE	Pernell McPhee*	Mississippi St.
6	180	QB	Tyrod Taylor	Virginia Tech
7	225	RB	Anthony Allen	Georgia Tech

Traded 3rd-round pick (90) and a 6th-round pick (191) to Phi. in exchange for Eagles' 85th selection to acquire Reid.

2012

Rd.	Pk.	Pos.	Player	College
2a	35	OLB	Courtney Upshaw	Alabama
2b	60	G/T	Kelechi Osemele	Iowa State
3	84	RB	Bernard Pierce	Temple
4a	98	G/C	Gino Gradkowski	Delaware
4b	130	S	Christian Thompson*	South Carolina St.
5	169	CB/RS	Asa Jackson*	Cal Poly
6	198	WR	Tommy Streeter	Miami
7	236	DE	DeAngelo Tyson	Georgia

Obtained 2nd-round pick (35) and 4th-round choice (98) in a trade with Min. in exchange for the Ravens' 1st-round (29) selection. Obtained the 84th-overall pick in a trade with Atl. for the Ravens' 3rd-round (91) and 5th-round (164) selections.

2013

Rd.	Pk.	Pos.	Player	College
1	32	S	Matt Elam	Florida
2	56	LB	Arthur Brown	Kansas State
3	94	DT	Brandon Williams	Missouri Southern St.
4a	129	OLB	John Simon	Ohio State
4b	130	FB	Kyle Juszczyk*	Harvard
5	168	G/T	Rick Wagner*	Wisconsin
6a	200	DE	Kapron Lewis-Moore	Notre Dame
6b	203	C	Ryan Jensen*	Colorado St.-Pueblo
7a	238	WR	Aaron Mellette	Elon
7b	247	CB	Marc Anthony*	California

Obtained 56th pick in a trade with Seattle for the Ravens' 2nd-round pick (62nd), 5th-round choice (165th) and 6th-round selection (199th).

2014

Rd.	Pk.	Pos.	Player	College
1	17	LB	C.J. Mosley	Alabama
2	48	DT	Timmy Jernigan	Florida State
3a	79	S	Terrence Brooks	Florida State
3b	99	TE	Crockett Gillmore*	Colorado State
4a	134	DE	Brent Urban*	Virginia
4b	138	RB	Lorenzo Taliaferro*	Coastal Carolina
5	175	G/C	John Urschel*	Penn State
6	194	QB	Keith Wenning	Ball State
7	218	WR/RS	Michael Campanaro	Wake Forest

Acquired 218th pick from Cle. in exchange for a 2015 draft choice.

2015

Rd.	Pk.	Pos.	Player	College
1	26	WR	Breshad Perriman	Central Florida
2	55	TE	Maxx Williams	Minnesota
3	90	DT	Carl Davis	Iowa
4a	122	OLB	Za'Darius Smith	Kentucky
4b	125	RB	Javorius "Buck" Allen	Southern Cal
4c	136	CB	Tray Walker*	Texas Southern
5a	171	TE	Nick Boyle*	Delaware
5b	176	G	Robert Myers*	Tennessee State
6	204	WR	Darren Waller	Georgia Tech

Acquired 55th choice from Arizona in exchange for the Ravens' 58th (second round) and 158th (fifth round) picks.

2016

Rd.	Pk.	Pos.	Player	College
1	6	T	Ronnie Stanley	Notre Dame
2	42	OLB	Kamalei Correa	Boise State
3	70	DE	Bronson Kaufusi	Brigham Young
4a	104	CB	Tavon Young	Temple
4b	107	WR	Chris Moore	Cincinnati
4c	130	G/T	Alex Lewis	Nebraska
4d	132	DT	Willie Henry*	Michigan
4e	134	RB	Kenneth Dixon*	Louisiana Tech
5	146	OLB	Matthew Judon	Grand Valley State
6a	182	WR/RS	Keenan Reynolds	Navy
6b	209	CB	Maurice Canady*	Virginia

Ravens traded the 36th-overall choice to Jacksonville in exchange for the draft's 38th pick and a fifth-round pick (146th overall). Traded the 38th pick to Miami in exchange for the 42nd-overall pick and a fourth-round pick (107th overall).

2017

Rd.	Pk.	Pos.	Player	College
1	16	CB	Marlon Humphrey	Alabama
2	47	OLB	Tyus Bowser	Houston
3	74	DE	Chris Wormley	Michigan
3	78	OLB	Tim Williams	Alabama
4	122	G	Nico Siragusa	San Diego State
5	159	G/T	Jermaine Eluemunor	Texas A&M
6	186	S	Chuck Clark	Virginia Tech

* Compensatory Pick

ALL-TIME DRAFTS

2018				
Rd.	Pk.	Pos.	Player	College
1a	25	TE	Hayden Hurst	South Carolina
1b	32	QB	Lamar Jackson	Louisville
3a	83	T	Orlando Brown Jr.	Oklahoma
3b	86	TE	Mark Andrews	Oklahoma
4a	118	CB	Anthony Averett	Alabama
4b	122	LB	Kenny Young	UCLA
4c	132	WR	Jaleel Scott	New Mexico State
5	162	WR	Jordan Lasley	UCLA
6a	190	S	DeShon Elliott	Texas
6b	212	T	Greg Senat	Wagner
6c	215	C	Bradley Bozeman*	Alabama
7	238	DT	Zach Sieler	Ferris State

Ravens traded the 16th-overall pick (first round) and their fifth-round selection (154 overall) to the Bills for the 22nd pick in the first round and 65th-overall pick (third round). Baltimore traded the 22nd-overall selection and the 215th pick (sixth round) to Tennessee in exchange for the 25th-overall selection (used on Hayden Hurst) and the 125th pick (fourth round). Ravens traded picks in the second (52nd) and fourth (118th) rounds, as well as their 2019 second-round pick, to Philadelphia for the No. 32 overall pick (used on Lamar Jackson) and the Eagles' 2018 fourth-rounder (132nd). Ravens traded the 75th-overall pick to Kansas City in exchange for the 86th and 122nd picks. Baltimore traded the 152nd pick to Tennessee for the 162nd and 215th picks. Ravens traded the 65th pick to Oakland in exchange for the 75th-, 152nd- and 212th-overall selections. Traded the 152nd pick to Tennessee for the 162nd- and 215th-overall selections.

* Compensatory Pick

2019				
Rd.	Pk.	Pos.	Player	College
1	25	WR	Marquise Brown	Oklahoma
3a	85	OLB	Jaylon Ferguson	Louisiana Tech
3b	93	WR	Miles Boykin	Notre Dame
4a	113	RB	Justice Hill	Oklahoma St.
4b	123	G	Ben Powers	Oklahoma
4c	127	CB	Iman Marshall	Southern Cal
5	160	DT	Daylon Mack	Texas A&M
6	197	QB	Trace McSorley	Penn State

Ravens traded the 22nd-overall pick to Philadelphia in exchange for the 25th, 127th (fourth round) and 197th (sixth round) picks. Traded picks 102 (third round), 191 (sixth round) and 193 (sixth round) to Minnesota in exchange for the 93rd-overall selection.

2020				
Rd.	Pk.	Pos.	Player	College
1	28	LB	Patrick Queen	LSU
2	55	RB	J.K. Dobbins	Ohio State
3a	71	DL	Justin Madubuike	Texas A&M
3b	92	WR	Devin Duvernay	Texas
3c	98	LB	Malik Harrison	Ohio State
3d	106	G	Tyre Phillips*	Mississippi State
4	143	G	Ben Bredeson*	Michigan
5	170	DL	Broderick Washington	Texas Tech
6	201	WR	James Proche	SMU
7	219	S	Geno Stone	Iowa

Ravens traded their 60th-overall (second round) and 129th-overall (fourth round) picks to New England in exchange for the 71st and 98th (third round) picks. Baltimore traded its 225th-overall pick and a 2021 fifth-round pick to Minnesota in exchange for the 201st and 219th (seventh round) picks.

MOST RAVENS DRAFT PICKS [BY SCHOOL]

Alabama 11, Arizona 2, Arizona State 2, Auburn 1, Ball State 1, Baylor 1, Boise State 1, Bowling Green 1, BYU 2, California 2, Cal Poly 1, Central Florida 3, Central Missouri State 1, Cincinnati 2, Coastal Carolina 1, Colorado 3, Colorado State 1, Colorado State - Pueblo 1, Delaware 3, East Carolina 2, Eastern Washington 1, Elon 1, Ferris State 1, Florida 4, Florida International 1, Florida State 3, Georgia 2, Georgia Tech 5, Grand Valley State 1, Harvard 1, Houston 1, Illinois 1, Indiana 2, Iowa 3, Iowa State 1, Kansas State 2, Kentucky 3, Louisiana Tech 2, Louisville 4, LSU 1, Maryland 3, Miami (FL) 6, Michigan 4, Minnesota 2, Mississippi 1, Mississippi State 2, Missouri Southern State 1, Montana 1, Morehouse 1, Navy 1, Nebraska 2, New Mexico 2, New Mexico State 2, Nicholls State 1, Norfolk State 1, North Carolina 1, Northern Arizona 1, Northwestern 1, Northwestern State 1, Notre Dame 7, Ohio State 4, Ohio University 1, Oklahoma 11, Oklahoma State 1, Oregon 4, Oregon State 2, Penn State 4, Rutgers 1, San Diego State 1, South Carolina 1, South Carolina State 1, Southern California 2, Southern Methodist 1, Southern Mississippi 2, Southwest Louisiana 1, Stephen F. Austin 1, Syracuse 3, Temple 2, Tennessee 4, Tennessee State 1, Texas 5, Texas A&M 3, Texas Christian 1, Texas Southern 1, Texas Tech 2, Toledo 1, Trinity International 1, UCLA 3, Utah 3, UTEP 1, Virginia 5, Virginia Tech 4, Wagner 1, Wake Forest 2, Washington State 1, Weber State 2, Western Illinois 1, Wisconsin 2, Wyoming 1

Schools/Draft Fast Fact:

- Alabama (11) and Oklahoma (11) have produced the most Ravens' draft picks.

RAVENS ATTENDANCE & SHUTOUTS

ALL-TIME ATTENDANCE FIGURES

Year	Home Attend.	Home Average	Road Attend.	Road Average	Preseason Attend.	Playoffs Attend.	Total Attend.	Average
1996	471,665	58,958	434,075	54,259	217,533	—	1,123,273	56,164
1997	475,236	59,404	465,680	58,210	189,179	—	1,130,095	56,505
1998	549,531	68,691	434,548	54,318	228,568	—	1,212,647	60,632
1999	547,127	68,391	458,844	57,356	214,734	—	1,220,705	61,035
2000	551,695	68,961	510,678	63,834	281,125	272,870	1,616,368	67,349
2001	554,991	69,374	508,251	63,531	209,222	136,227	1,408,691	67,080
2002	554,724	69,341	519,740	64,925	270,117	—	1,344,581	67,229
2003	556,634	69,579	450,295	56,287	275,416	69,452	1,351,797	64,371
2004	558,594	69,824	564,694	70,586	281,567	—	1,404,855	70,243
2005	563,076	70,385	533,939	66,742	251,796	—	1,348,811	67,441
2006	566,547	70,818	558,640	69,830	264,087	71,162	1,460,436	69,545
2007	569,226	71,153	542,974	67,872	273,271	—	1,385,471	69,274
2008	570,152	71,269	545,313	68,164	270,352	208,733	1,594,550	69,328
2009	568,660	71,083	505,417	63,177	278,713	136,291	1,489,081	67,686
2010	569,817	71,227	553,619	69,202	256,642	137,069	1,517,147	68,961
2011	569,792	71,224	514,110	64,264	277,681	140,303	1,501,886	68,268
2012	570,229	71,279	539,175	67,397	262,889	287,891	1,660,184	69,174
2013	569,084	71,136	536,938	67,117	242,044	—	1,348,066	67,403
2014	568,353	71,044	527,776	65,972	292,033	131,536	1,519,698	69,077
2015	568,018	71,002	515,901	64,488	278,422	—	1,362,341	68,117
2016	568,823	71,103	565,310	70,664	279,483	—	1,413,616	70,681
2017	564,709	70,589	523,347	65,418	278,259	—	1,366,315	68,316
2018	563,451	70,431	489,932	61,242	280,695	70,432	1,404,510	63,841
2019	565,020	70,628	526,343	65,793	243,499	71,254	1,406,116	66,958
Total	13,335,154	69,454	12,325,539	64,194	6,197,327	1,733,220	33,591,240	66,782
# of Games	192	—	192	—	96*	25	503	

*8/13/01 @ Philadelphia cancelled: field conditions

RAVENS ALL-TIME SHUTOUTS

DATE	OPPONENT	SCORE	YARDS ALLOWED	SACKS/YDS	INTs/YDS	LEADING TACKLER
12/26/99	Cincinnati Bengals	22-0	280	7/39	2/53	Ray Lewis (11)
09/03/00	@ Pittsburgh Steelers	16-0	229	1/6	0/0	Ray Lewis (7)
09/24/00	Cincinnati Bengals	37-0	109	4/15	2/15	Michael McCrary (7)
10/01/00	@ Cleveland Browns	12-0	230	1/9	3/5	Ray Lewis (10)
11/19/00	Dallas Cowboys	27-0	193	1/1	3/42	Ray Lewis (8)
12/23/01	Cincinnati Bengals	16-0	305	3/22	3/94	Ray Lewis (12)
12/21/03	@ Cleveland Browns	35-0	241	5/30	1/52	Ray Lewis (12)
09/10/06	@ Tampa Bay Buccaneers	27-0	142	3/21	3/123	Ray Lewis (10)
11/26/06	Pittsburgh Steelers	27-0	172	9/73	2/7	Ray Lewis (9)
11/16/09	@ Cleveland Browns	16-0	160	4/25	2/59	Ray Lewis (8)
09/10/17	@ Cincinnati Bengals	20-0	221	5/26	4/69	Tony Jefferson (9)
10/26/17	Miami Dolphins	40-0	196	3/25	2/113	Brandon Carr (7)
11/19/17	@ Green Bay Packers	23-0	265	6/49	3/18	Patrick Onwuasor (10)
10/14/18	@ Tennessee Titans	21-0	106	11/66	0/0	Za'Darius Smith (5)

Shutout Fast Fact:

- The Ravens have posted an NFL-high 14 shutouts since their 1996 inception, a mark that included three opponent “blankings” in 2017. That season, Baltimore became the fifth team – and first since 2003 (NE) – in 30 years to record at least three shutouts in a season. Dating back to 2017, the Ravens’ four total shutouts rank as the NFL’s most.



RAVENS IN PRIMETIME

RECORDS IN PRIMETIME

Total National Games	69	Sunday Record	15-13	Thursday Record	8-5
Overall Record	39-30	Monday Record	13-11	Saturday Record	3-1

2019	Sun. 11/3	New England at Baltimore W, 37-20 (NBC)	Sun. 09/23	New England at Baltimore W, 31-30 (NBC)	2005	Sun. 09/11	Indianapolis at Baltimore L, 7-24 (ESPN)	
	Mon. 11/25	Baltimore at LA Rams W, 45-6 (ESPN)	Thu. 09/27	Cleveland at Baltimore W, 23-16 (NFL Network)		Mon. 10/31	Baltimore at Pittsburgh L, 19-20 (ABC)	
	Thu. 12/12	NY Jets at Baltimore W, 42-21 (NFLN)	Sun. 11/18	Baltimore at Pittsburgh W, 13-10 (NBC)		Mon. 12/19	Green Bay at Baltimore W, 48-3 (ABC)	
2018			2011			Sun. 12/25	Minnesota at Baltimore W, 30-23 (ESPN)	
	Thu. 9/13	Baltimore at Cincinnati L, 23-34 (FOX/NFLN)	Sun. 10/02	New York Jets at Baltimore W, 34-17 (NBC)	2004	Mon. 10/04	Kansas City at Baltimore L, 24-27 (ABC)	
	Sun. 9/30	Baltimore at Pittsburgh W, 26-14 (NBC)	Mon. 10/24	Baltimore at Jacksonville L, 7-12 (ESPN)		Sun. 10/10	Baltimore at Washington W, 17-10 (ESPN)	
	Sat. 12/22	Baltimore at LA Chargers W, 22-10 (NFLN)	Sun. 11/06	Baltimore at Pittsburgh W, 23-20 (NBC)		Sun. 11/07	Cleveland at Baltimore W, 27-13 (ESPN)	
2017			Thu. 11/24	San Francisco at Baltimore W, 16-6 (NFL Network)		Sun. 12/19	Baltimore at Indianapolis L, 10-20 (ESPN)	
	Thu. 10/26	Miami at Baltimore W, 40-0 (CBS/NFLN)	Sun. 12/18	Baltimore at San Diego L, 14-34 (NBC)	2003	Sun. 11/09	Baltimore at St. Louis L, 22-33 (ESPN)	
	Mon. 11/27	Houston at Baltimore W, 23-16 (ESPN)	2010			Sun. 12/28	Pittsburgh at Baltimore W, 13-10 OT (ESPN)	
	Sun. 12/10	Baltimore at Pittsburgh L, 38-39 (NBC)	Mon. 09/13	Baltimore at New York Jets W, 10-9 (ESPN)		2002	Mon. 09/30	Denver at Baltimore W, 34-23 (ABC)
	Sat. 12/23	Indianapolis at Baltimore W, 23-16 (NFLN)	Thu. 11/11	Baltimore at Atlanta L, 21-26 (NFL Network)		Sun. 10/06	Baltimore at Cleveland W, 26-21 (ESPN)	
2016			Sun. 12/05	Pittsburgh at Baltimore L, 10-13 (NBC)		2001	Mon. 11/12	Baltimore at Tennessee W, 16-10 (ABC)
	Thu. 11/10	Cleveland at Baltimore W, 28-7 (NFLN)	Mon. 12/13	Baltimore at Houston W, 34-28 OT (ESPN)		Sun. 12/16	Pittsburgh at Baltimore L, 21-26 (ESPN)	
	Mon. 12/12	Baltimore at New England L, 23-30 (ESPN)	2009			Sat. 12/29	Baltimore at Tampa Bay L, 10-22 (ABC)	
	Sun. 12/25	Baltimore at Pittsburgh L, 27-31 (NBC/NFLN)	Mon. 11/16	Baltimore at Cleveland W, 16-0 (ESPN)		Mon. 01/07	Minnesota at Baltimore W, 19-3 (ABC)	
2015			Sun. 11/29	Pittsburgh at Baltimore W, 20-17 OT (NBC)	2000	Sun. 09/17	Baltimore at Miami L, 6-19 (ESPN)	
	Thu. 10/01	Baltimore at Pittsburgh W, 23-20 OT (CBS/NFLN)	Mon. 12/07	Baltimore at Green Bay L, 14-27 (ESPN)		Sun. 10/08	Baltimore at Jacksonville W, 15-10 (ESPN)	
	Mon. 10/26	Baltimore at Arizona L, 18-26 (ESPN)	2008		1999	Thu. 10/21	Kansas City at Baltimore L, 8-35 (ESPN)	
	Mon. 11/30	Baltimore at Cleveland W, 33-27 (ESPN)	Mon. 09/29	Baltimore at Pittsburgh L, 20-23 (ESPN)	1998	Sun. 09/27	Cincinnati at Baltimore W, 31-24 (ESPN)	
2014			Sun. 12/07	Washington at Baltimore W, 24-10 (NBC)	1997	Sun. 11/09	Baltimore at Pittsburgh L, 0-37 (ESPN)	
	Thu. 09/11	Pittsburgh at Baltimore W, 26-6 (CBS/NFLN)	Sat. 12/20	Baltimore at Dallas W, 33-24 (NFL Network)	1996	Sun. 10/13	Baltimore at Indianapolis L, 21-26 (ESPN)	
	Sun. 11/02	Baltimore at Pittsburgh L, 23-43 (NBC)	2007					
	Mon. 11/24	Baltimore at New Orleans W, 34-27 (ESPN)	Mon. 09/10	Baltimore at Cincinnati L, 20-27 (ESPN)				
2013			Mon. 11/05	Baltimore at Pittsburgh L, 7-38 (ESPN)				
	Thu. 09/05	Baltimore at Denver L, 27-49 (NBC)	Mon. 12/03	New England at Baltimore L, 24-27 (ESPN)				
	Thu. 11/28	Pittsburgh at Baltimore W, 22-20 (NBC)	Sun. 12/09	Indianapolis at Baltimore L, 20-44 (NBC)				
	Mon. 12/16	Baltimore at Detroit W, 18-16 (ESPN)	2006					
2012			Mon. 10/09	Baltimore at Denver L, 3-13 (ESPN)				
	Mon. 09/10	Cincinnati at Baltimore W, 44-13 (ESPN)	Thu. 11/30	Baltimore at Cincinnati L, 7-13 (NFL Network)				

ALL-TIME WIN/LOSS RESULTS

REGULAR SEASON WIN/LOSS RESULTS

	Overall Record	Home	Away
Overall	214-169-1	133-58-1	81-111
In M&T Bank Stadium (since 1998)	126-50	126-50	n/a
Coached by Ted Marchibroda	16-31-1	11-12-1	5-19
Coached by Brian Billick	80-64	50-22	30-42
Coached by John Harbaugh	118-74	72-24	46-50
vs. AFC Teams	160-130	98-48	62-82
vs. AFC North	63-45	37-17	26-28
vs. AFC Central (1996-2001)	26-28	13-14	13-14
vs. AFC East	27-20	19-5	8-15
vs. AFC South	19-17	13-5	6-12
vs. AFC West	25-20	16-7	9-13
vs. NFC Teams	54-39-1	35-10-1	19-29
vs. NFC North	8-8	6-2	2-6
vs. NFC Central (1996-2001)	3-5	3-1	0-4
vs. NFC East	13-9-1	8-2-1	5-7
vs. NFC South	12-8	6-4	6-4
vs. NFC West	18-9	12-1	6-8
On Monday Night Football	13-11	5-2	8-9
On Thursday Night Football	8-5	7-1	1-4
On Saturday	4-1	2-0	2-1
On Sunday Night Football	15-13	9-3	6-10
In Overtime	13-13-1	7-4-1	6-9
Ravens Shutout Wins	14-0	6-0	8-0
In Season Openers	13-11	8-4	5-7
Indoors	6-15	n/a	6-15
Note: Baltimore has played in Houston's Reliant/NRG Stadium five times (3-2), Indy's Lucas Oil Stadium twice (0-2), Dallas' Texas Stadium once (1-0) and Atlanta's Mercedes-Benz Stadium once (1-0). Three of those games at Reliant Stadium (12/13/10, 10/21/12 & 12/21/14) came when the roof was closed, meaning those games were "indoors," while the other games listed are considered "outdoors" due to open roofs.			
In August	0-1	0-1	0-0
In September	50-32	32-8	18-24
In October	39-52	20-20	19-32
In November	61-39-1	37-13-1	24-26
In December	59-41	41-16	18-25
In January	5-4	3-0	2-4

POSTSEASON WIN/LOSS RESULTS (2000, 2001, 2003, 2006, 2008, 2009, 2010, 2011, 2012, 2014, 2018, 2019)

	Record	Home	Away	Neutral
Overall	15-10	3-4	10-6	2-0*
vs. AFC Central	1-1	0-0	1-1	n/a
vs. AFC North	1-2	0-0	1-2	n/a
vs. AFC South	3-4	2-3	1-1	n/a
vs. AFC East	4-2	0-0	4-2	n/a
vs. AFC West	4-1	1-1	3-0	n/a
vs. NFC	2-0	0-0	0-0	2-0*

* Super Bowl XXXV in Tampa, FL, and Super Bowl XLVII in New Orleans, LA

OVERTIME GAMES: 13-13-1 REGULAR SEASON & 1-0 PLAYOFFS

DATE	OPP.	PLAY	TIME	RESULT	DATE	OPP.	PLAY	TIME	RESULT
10/27/96	STL	Jackson 22 Pass	0:10	W, 37-31	10/17/10	@ NE	Gostkowski 35 FG	1:56	L, 20-23
11/24/96	Jax.	Hollis 34 FG	5:54	L, 25-28	10/24/10	Buf.	Cundiff 38 FG	10:54	W, 37-34
11/02/97	@ NYJ	Hall 37 FG	10:02	L, 16-19	12/13/10	@ Hou.	Wilson 12 INT-TD	11:55	W, 34-28
11/16/97	Phi.	n/a	0:00	T, 10-10	11/25/12	@ SD	Tucker 38 FG	1:07	W, 16-13
10/03/99	@ Atl.	Armour 54 Pass	12:31	W, 19-13	12/09/12	@ Was.	Forbath 34 FG	11:37	L, 28-31
11/16/03	@ Mia.	Mare 43 FG	8:48	L, 6-9	01/12/13	@ Den. (Div.)	Tucker 47 FG	13:18 2OT	W, 38-35
11/23/03	Sea.	Stover 42 FG	6:32	W, 44-41	11/10/13	Cin.	Tucker 46 FG	5:27	W, 20-17
12/28/03	Pit.	Stover 47 FG	11:32	W, 13-10	11/17/13	@ Chi.	Gould 38 FG	8:41	L, 20-23
11/14/04	@ NYJ	Stover 42 FG	7:35	W, 20-17	10/01/15	@ Pit.	Tucker 52 FG	5:08	W, 23-20
11/20/05	Pit.	Stover 44 FG	4:09	W, 16-13	10/11/15	Cle.	Coons 32 FG	6:43	L, 30-33
11/18/07	Cle.	Dawson 33 FG	9:10	L, 30-33	10/15/17	Chi.	Barth 40 FG	2:06	L, 24-27
12/16/07	@ Mia.	Camarillo 64 Pass	8:14	L, 16-22	10/07/18	@ Cle.	Joseph 37 FG	0:02	L, 9-12
09/29/08	@ Pit.	Reed 46 FG	3:56	L, 20-23	12/09/18	@ KC	Butker 35 FG	4:42	L, 24-27
11/29/09	Pit.	Cundiff 29 FG	6:42	W, 20-17	10/06/19	@ Pit.	Tucker 46 FG	5:26	W, 26-23

FRANCHISE FIRSTS / TOP COMEBACKS

RAVENS FRANCHISE FIRSTS

EVENT	OPPONENT	DATE	LOCATION
First Win	Oakland Raiders	9/1/96	Memorial Stadium
First Loss	Pittsburgh Steelers	9/8/96	Three Rivers Stadium
First Reception (Vinny Testaverde to TE Brian Kinchen 27 yards - first quarter)	Oakland Raiders	9/1/96	Memorial Stadium
First Touchdown (Vinny Testaverde 9-yard run - first quarter)	Oakland Raiders	9/1/96	Memorial Stadium
First Interception (Ray Lewis - second quarter)	Oakland Raiders	9/1/96	Memorial Stadium
First Field Goal (Matt Stover, 25 yards - second quarter)	Oakland Raiders	9/1/96	Memorial Stadium

M&T BANK STADIUM FIRSTS

M&T Bank Stadium opened to kick off the 1998 season, when the Ravens played their first game on Sept. 6 vs. the Steelers.

EVENT	OPPONENT	DATE	SCORE
First Win	Cincinnati Bengals	9/27/98	31-24, Ravens
First Loss	Pittsburgh Steelers	9/6/98	20-13, Steelers
First Passing TD (Jermaine Lewis from Eric Zeier, 64 Yards - fourth quarter)	Pittsburgh Steelers	9/6/98	20-13, Steelers
First Rushing TD (Priest Holmes, 3-Yard run - first quarter)	Cincinnati Bengals	9/27/98	31-24, Ravens
First Interception (Duane Starks - second quarter)	Pittsburgh Steelers	9/6/98	20-13, Steelers
First Field Goal (Matt Stover, 41 yards - first quarter)	Pittsburgh Steelers	9/6/98	20-13, Steelers
First Blocked Punt (Ed Reed - second quarter: Den. 16-yard line - Led to a Jamal Lewis TD 3 plays later)	Denver Broncos	9/30/02	34-23, Ravens

RAVENS LARGEST COMEBACK VICTORIES

Date	Opponent	Points Down/ Score	Quarter	Final Score
10/30/11	vs. Arizona	21 / 24-3	2nd	W, 30-27
09/18/16	at Cleveland	20 / 20-0	1st	W, 25-20
11/12/06	at Tennessee	19 / 26-7	2nd	W, 27-26
11/23/03	vs. Seattle	17 / 41-24	4th	W, 44-41 OT
09/10/00	vs. Jacksonville	16 / 23-7	2nd	W, 39-36
11/14/04	at NY Jets	14 / 14-0	2nd	W, 20-17 OT
11/21/99	at Cincinnati	14 / 14-0	1st	W, 34-31
11/29/98	vs. Indianapolis	14 / 24-10	2nd	W, 38-31
10/27/96	vs. St. Louis	14 / 20-6	3rd	W, 37-31 OT



ALL-TIME PRESEASON RESULTS

1996 (3-1)

08/03	Philadelphia Eagles	63,804	W	17-9
08/10	@ New York Giants	39,799	W	37-27
08/17	Green Bay Packers	62,025	L	15-17
08/23	@ Buffalo Bills	51,905	W	37-14

1997 (0-4)

08/02	New York Giants	53,268	L	20-21
08/08	@ New York Jets	23,067	L	29-39
08/16	@ Philadelphia Eagles	60,939	L	13-24
08/22	Buffalo Bills	51,905	L	28-31

1998 (4-0)

08/08	Chicago Bears	65,938	W	19-14
08/15	@ New York Jets	47,906	W	33-0
08/24	Philadelphia Eagles	65,970	W	23-6
08/28	@ New York Giants	48,754	W	14-6

1999 (4-0)

08/12	@ Philadelphia Eagles	43,552	W	10-7
08/21	@ Atlanta Falcons	44,843	W	19-6
08/28	Carolina Panthers	66,247	W	28-24
09/03	New York Giants	60,092	W	28-24

2000 (4-0)

08/05	Philadelphia Eagles	65,459	W	16-13
08/12	New York Jets	66,588	W	10-0
08/18	@ Carolina Panthers	72,551	W	24-13
08/25	@ New York Giants	76,527	W	28-24

2001 (1-2)

08/13	@ Philadelphia Eagles - Cancelled*			
08/18	@ New York Jets	76,406	L	3-16
08/23	Carolina Panthers	66,619	L	17-20
08/31	New York Giants	66,197	W	38-9

*Field Conditions Caused Cancellation

2002 (2-2)

08/09	Detroit Lions	67,421	W	12-6
08/15	New York Jets	67,681	L	14-16
08/23	@ Philadelphia Eagles	58,443	W	13-12
08/29	@ New York Giants	76,572	L	0-13

2003 (1-3)

08/09	Buffalo Bills	68,550	L	19-20
08/16	@ Atlanta Falcons	68,237	W	13-10
08/23	@ Washington Redskins	70,460	L	3-24
08/28	New York Giants	68,169	L	24-30

2004 (3-1)

08/12	Atlanta Falcons	69,299	W	24-0
08/20	@ Philadelphia Eagles	67,218	L	17-26
08/25	Detroit Lions	69,552	W	17-6
09/02	@ New York Giants	75,498	W	27-17

2005 (2-2)

08/13	@ Atlanta Falcons	67,123	L	3-16
08/20	Philadelphia Eagles	70,303	L	14-20
08/26	@ New Orleans Saints	44,485	W	21-6
09/01	Washington Redskins	69,885	W	26-20,OT

2006 (2-2)

08/11	New York Giants	70,249	L	16-17
08/17	Philadelphia Eagles	70,255	W	20-10
08/25	@ Minnesota Vikings	63,257	L	7-30
08/31	@ Washington Redskins	60,326	W	17-10

2007 (1-3)

08/13	Philadelphia Eagles	71,060	W	29-3
08/19	New York Giants	70,754	L	12-13
08/25	@ Washington Redskins	60,080	L	7-13*
08/31	@ Atlanta Falcons	71,377	L	10-13

*Game Terminated in 3rd Qtr. - Severe Weather

2008 (1-3)

08/07	@ New England Patriots	68,756	W	16-15
08/16	Minnesota Vikings	70,585	L	15-23
08/23	@ St. Louis Rams	60,862	L	10-24
08/28	Atlanta Falcons	70,149	L	9-10

2009 (4-0)

08/13	Washington Redskins	70,723	W	23-0
08/24	New York Jets	70,335	W	24-23
08/29	@ Carolina Panthers	71,045	W	17-13
09/03	@ Atlanta Falcons	66,610	W	20-3

2010 (3-1)

08/12	Carolina Panthers	70,579	W	17-12
08/21	@ Washington Redskins	72,994	W	23-3
08/28	New York Giants	70,742	W	24-10
09/02	@ St. Louis Rams	42,327	L	21-27

2011 (3-1)

08/11	@ Philadelphia Eagles	69,144	L	6-13
08/19	Kansas City Chiefs	70,690	W	31-13
08/25	Washington Redskins	70,631	W	34-31
09/01	@ Atlanta Falcons	67,216	W	21-7

2012 (2-2)

08/09	@ Atlanta Falcons	68,449	W	31-17
08/17	Detroit Lions	70,567	L	12-27
08/23	Jacksonville Jaguars	70,502	W	48-17
08/30	@ St. Louis Rams	53,371	L	17-31

2013 (2-2)

08/08	@ Tampa Bay Buccaneers	47,599	W	44-16
08/15	Atlanta Falcons	70,527	W	27-23
08/22	Carolina Panthers	70,554	L	27-34
08/29	@ St. Louis Rams	53,364	L	21-24

ALL-TIME PRESEASON RESULTS

2014 (4-0)

08/07	San Francisco 49ers	70,529	W	23-3
08/16	@ Dallas Cowboys	77,624	W	37-30
08/23	Washington Redskins	70,876	W	23-17
08/28	@ New Orleans Saints	73,004	W	22-13

2015 (1-3)

08/13	New Orleans Saints	70,501	W	30-27
08/22	@ Philadelphia Eagles	69,596	L	17-40
08/29	Washington Redskins	70,932	L	13-31
09/03	@ Atlanta Falcons	67,393	L	19-20

2016 (4-0)

08/11	Carolina Panthers	70,682	W	22-19
08/20	@ Indianapolis Colts	65,327	W	19-18
08/27	Detroit Lions	70,473	W	30-9
09/01	@ New Orleans Saints	73,001	W	23-14

2017 (4-0)

08/10	Washington Redskins	70,469	W	23-3
08/17	@ Miami Dolphins	64,464	W	31-7
08/26	Buffalo Bills	70,229	W	13-9
08/31	@ New Orleans Saints	73,097	W	14-13

2018 (5-0)

08/02	Chicago Bears (HOF)	19,876	W	17-16
08/09	Los Angeles Rams	70,144	W	33-7
08/20	@ Indianapolis Colts	60,576	W	20-19
08/25	@ Miami Dolphins	60,071	W	27-10
08/30	Washington Redskins	70,028	W	30-20

2019 (4-0)

08/08	Jacksonville Jaguars	69,699	W	29-0
08/15	Green Bay Packers	69,822	W	26-13
08/22	@ Philadelphia Eagles	69,696	W	26-15
08/29	@ Washington Redskins	34,282	W	20-7

PRESEASON FAST FACTS

- The Ravens are 64-32 all time in preseason play.
- Under head coach John Harbaugh (2008-19), Baltimore has compiled a 37-12 record in the preseason.
- Entering 2020, the Ravens have not dropped a preseason game since 2015, posting an impressive 17-0 record over the past four seasons (2016-19).

ATTENDANCE RECORDS



The Ravens played in Memorial Stadium from 1996-97 and PSINet Stadium from 1998-2001. In 2002, the facility was known as Ravens Stadium. In 2003, the stadium was re-named M&T Bank Stadium. Capacity was increased in 2007 to 71,008 from previous marks of 70,107 and 69,084. In 2018, with the addition of the Bud Light Touchdown Club, official capacity was reduced to 70,745.

HOME ATTENDANCE RECORDS

01/15/12	71,547	vs. Houston Texans (Div.)
12/14/08	71,502	vs. Pittsburgh Steelers
12/23/12	71,470	vs. New York Giants
12/02/12	71,442	vs. Pittsburgh Steelers
12/07/08	71,438	vs. Washington Redskins
09/11/11	71,434	vs. Pittsburgh Steelers
12/22/13	71,433	vs. New England Patriots
12/19/10	71,432	vs. New Orleans Saints
12/05/10	71,418	vs. Pittsburgh Steelers
10/14/12	71,384	vs. Dallas Cowboys

AWAY ATTENDANCE RECORDS

11/20/16	93,056	@ Dallas Cowboys
10/10/04	90,287	@ Washington Redskins
09/24/17	84,592	@ Jacksonville (London)
10/15/00	83,252	@ Washington Redskins
12/09/12	81,178	@ Washington Redskins
11/16/08	78,849	@ New York Giants
10/16/16	78,487	@ New York Giants
09/13/10	78,127	@ New York Jets
11/19/17	77,945	@ Green Bay Packers
11/14/04	77,826	@ New York Jets

ALL-TIME RESULTS

1996: 4-12

HEAD COACH: TED MARCHIBRODA

5th AFC Central • Top Draft Choice: T Jonathan Ogden

09/01	Oakland Raiders	64,124	W	19-14
09/08	@ Pittsburgh Steelers	57,241	L	17-31
09/15	@ Houston Oilers	20,082	L	13-29
09/29	New Orleans Saints	61,063	W	17-10
10/06	New England Patriots	63,569	L	38-46
10/13	@ Indianapolis Colts	56,978	L	21-26
10/20	@ Denver Broncos	70,453	L	34-45
10/27	St. Louis Rams	60,256	W	37-31 OT
11/03	Cincinnati Bengals	60,743	L	21-24
11/10	@ Jacksonville Jaguars	64,628	L	27-30
11/17	@ San Francisco 49ers	51,596	L	20-38
11/24	Jacksonville Jaguars	57,384	L	25-28 OT
12/01	Pittsburgh Steelers	51,822	W	31-17
12/08	@ Cincinnati Bengals	43,022	L	14-21
12/15	@ Carolina Panthers	70,075	L	16-27
12/22	Houston Oilers	52,704	L	21-24

1997: 6-9-1

HEAD COACH: TED MARCHIBRODA

5th AFC Central • Top Draft Choice: LB Peter Boulware

08/31	Jacksonville Jaguars	61,018	L	27-28
09/07	Cincinnati Bengals	52,968	W	23-10
09/14	@ New York Giants	69,768	W	24-23
09/21	@ Tennessee Titans	17,737	W	36-10
09/28	@ San Diego Chargers	54,094	L	17-21
10/05	Pittsburgh Steelers	64,421	L	34-42
10/19	Miami Dolphins	64,354	L	13-24
10/26	@ Washington Redskins	75,067	W	20-17
11/02	@ New York Jets	77,716	L	16-19 OT
11/09	@ Pittsburgh Steelers	56,669	L	0-37
11/16	Philadelphia Eagles	63,546	T	10-10 OT
11/23	Arizona Cardinals	53,976	L	13-16
11/30	@ Jacksonville Jaguars	63,712	L	27-29
12/07	Seattle Seahawks	54,395	W	31-24
12/14	Tennessee Oilers	60,558	W	21-19
12/21	@ Cincinnati Bengals	50,917	L	14-16

1998: 6-10

HEAD COACH: TED MARCHIBRODA

4th AFC Central • Top Draft Choice: CB Duane Starks

09/06	Pittsburgh Steelers	68,847	L	13-20
09/13	@ New York Jets	70,063	W	24-10
09/20	@ Jacksonville Jaguars	67,069	L	10-24
09/27	Cincinnati Bengals	68,154	W	31-24
10/11	Tennessee Titans	68,561	L	8-12
10/18	@ Pittsburgh Steelers	58,620	L	6-16
10/25	@ Green Bay Packers	59,860	L	10-28
11/01	Jacksonville Jaguars	68,915	L	19-45
11/08	Oakland Raiders	69,037	W	13-10
11/15	@ San Diego Chargers	54,388	L	13-14
11/22	@ Cincinnati Bengals	52,571	W	20-13
11/29	Indianapolis Colts	68,898	W	38-31
12/06	@ Tennessee Oilers	31,124	L	14-16
12/13	Minnesota Vikings	69,074	L	28-38
12/20	@ Chicago Bears	40,853	L	3-24
12/27	Detroit Lions	68,045	W	19-10

1999: 8-8

HEAD COACH: BRIAN BILLICK

3rd AFC Central • Top Draft Choice: CB Chris McAlister

09/12	@ St. Louis Rams	62,100	L	10-27
09/19	Pittsburgh Steelers	68,965	L	20-23
09/26	Cleveland Browns	68,803	W	17-10
10/03	@ Atlanta Falcons	50,712	W	19-13 OT
10/10	@ Tennessee Titans	65,486	L	11-14
10/21	Kansas City Chiefs	68,771	L	8-35
10/31	Buffalo Bills	68,673	L	10-13
11/07	@ Cleveland Browns	72,898	W	41-9
11/14	@ Jacksonville Jaguars	67,391	L	3-6
11/21	@ Cincinnati Bengals	43,279	W	34-31
11/28	Jacksonville Jaguars	68,428	L	23-30
12/05	Tennessee Titans	67,854	W	41-14
12/12	@ Pittsburgh Steelers	46,715	W	31-24
12/19	New Orleans Saints	67,597	W	31-8
12/26	Cincinnati Bengals	68,036	W	22-0
1/2/00	@ New England Patriots	50,263	L	3-20

2000: 12-4

HEAD COACH: BRIAN BILLICK

2nd AFC Central - Wild Card • Top Draft Choice: RB Jamal Lewis

09/03	@ Pittsburgh Steelers	55,049	W	16-0
09/10	Jacksonville Jaguars	68,843	W	39-36
09/17	@ Miami Dolphins	73,464	L	6-19
09/24	Cincinnati Bengals	68,481	W	37-0
10/01	@ Cleveland Browns	73,018	W	12-0
10/08	@ Jacksonville Jaguars	65,194	W	15-10
10/15	@ Washington Redskins	83,252	L	3-10
10/22	Tennessee Titans	69,200	L	6-14
10/29	Pittsburgh Steelers	69,405	L	6-9
11/05	@ Cincinnati Bengals	54,759	W	27-7
11/12	@ Tennessee Titans	68,490	W	24-23
11/19	Dallas Cowboys	69,416	W	27-0
11/26	Cleveland Browns	68,361	W	44-7
12/10	San Diego Chargers	68,805	W	24-3
12/17	@ Arizona Cardinals	37,452	W	13-7
12/24	New York Jets	69,184	W	34-20

AFC Wild Card Playoff Game

12/31/00	Denver Broncos	69,638	W	21-3
----------	----------------	--------	---	------

AFC Divisional Playoff Game

1/7/01	@ Tennessee Titans	68,527	W	24-10
--------	--------------------	--------	---	-------

AFC Championship Game

1/14/01	@ Oakland Raiders	62,784	W	16-3
---------	-------------------	--------	---	------

Super Bowl XXXV (Tampa, FL)

1/28/01	@ New York Giants	71,921	W	34-7
---------	-------------------	--------	---	------



ALL-TIME RESULTS

2001: 10-6

HEAD COACH: BRIAN BILLICK

2nd AFC Central - Wild Card • Top Draft Choice: TE Todd Heap

09/09	Chicago Bears	69,365	W	17-6
09/23	@ Cincinnati Bengals	49,632	L	10-21
09/30	@ Denver Broncos	75,082	W	20-13
10/07	Tennessee Titans	69,494	W	26-7
10/14	@ Green Bay Packers	59,866	L	23-31
10/21	@ Cleveland Browns	72,818	L	14-24
10/28	Jacksonville Jaguars	69,439	W	18-17
11/04	@ Pittsburgh Steelers	62,906	W	13-10
11/12	@ Tennessee Titans	68,798	W	16-10
11/18	Cleveland Browns	69,353	L	17-27
11/25	@ Jacksonville Jaguars	53,530	W	24-21
12/02	Indianapolis Colts	69,382	W	39-27
12/16	Pittsburgh Steelers	69,506	L	21-26
12/23	Cincinnati Bengals	68,987	W	16-0
12/29	@ Tampa Bay Buccaneers	65,619	L	10-22
1/7/02	Minnesota Vikings	69,465	W	19-3

AFC Wild Card Playoff Game

1/13/02	@ Miami Dolphins	72,251	W	20-3
---------	------------------	--------	---	------

AFC Divisional Playoff Game

1/20/02	@ Pittsburgh Steelers	63,976	L	10-27
---------	-----------------------	--------	---	-------

2002: 7-9

HEAD COACH: BRIAN BILLICK

3rd AFC North • Top Draft Choice: S Ed Reed

09/08	@ Carolina Panthers	70,386	L	7-10
09/15	Tampa Bay Buccaneers	69,304	L	0-25
09/30	Denver Broncos	69,538	W	34-23
10/06	@ Cleveland Browns	73,688	W	26-21
10/13	@ Indianapolis Colts	56,174	L	20-22
10/20	Jacksonville Jaguars	69,173	W	17-10
10/27	Pittsburgh Steelers	69,638	L	18-31
11/03	@ Atlanta Falcons	68,532	L	17-20
11/10	Cincinnati Bengals	69,024	W	38-27
11/17	@ Miami Dolphins	73,013	L	7-26
11/24	Tennessee Titans	69,365	W	13-12
12/01	@ Cincinnati Bengals	44,878	W	27-23
12/08	New Orleans Saints	69,334	L	25-37
12/15	@ Houston Texans	70,108	W	23-19
12/22	Cleveland Browns	69,349	L	13-14
12/29	@ Pittsburgh Steelers	61,961	L	31-34



OLB Peter Boulware led the Ravens with 7 sacks in 2002.

2003: 10-6

HEAD COACH: BRIAN BILLICK

1st AFC North - Division Title • Top Draft Choice: OLB Terrell Suggs

09/07	@ Pittsburgh Steelers	63,157	L	15-34
09/14	Cleveland Browns	69,473	W	33-13
09/21	@ San Diego Chargers	52,028	W	24-10
09/28	Kansas City Chiefs	69,459	L	10-17
10/12	@ Arizona Cardinals	24,193	W	26-18
10/19	@ Cincinnati Bengals	53,553	L	26-34
10/26	Denver Broncos	69,721	W	26-6
11/02	Jacksonville Jaguars	69,486	W	24-17
11/09	@ St. Louis Rams	66,085	L	22-33
11/16	@ Miami Dolphins	73,333	L	6-9 OT
11/23	Seattle Seahawks	69,477	W	44-41 OT
11/30	San Francisco 49ers	69,549	W	44-6
12/07	Cincinnati Bengals	69,468	W	31-13
12/14	@ Oakland Raiders	45,398	L	12-20
12/21	@ Cleveland Browns	72,548	W	35-0
12/28	Pittsburgh Steelers	70,001	W	13-10 OT

AFC Wild Card Playoff Game

1/3/04	Tennessee Titans	69,452	L	17-20
--------	------------------	--------	---	-------

2004: 9-7

HEAD COACH: BRIAN BILLICK

2nd AFC North • Top Draft Choice: DT Dwan Edwards

09/12	@ Cleveland Browns	73,068	L	3-20
09/19	Pittsburgh Steelers	69,859	W	30-13
09/26	@ Cincinnati Bengals	65,575	W	23-9
10/04	Kansas City Chiefs	69,827	L	24-27
10/10	@ Washington Redskins	90,287	W	17-10
10/24	Buffalo Bills	69,809	W	20-6
10/31	@ Philadelphia Eagles	67,715	L	10-15
11/07	Cleveland Browns	69,781	W	27-13
11/14	@ New York Jets	77,826	W	20-17 OT
11/21	Dallas Cowboys	69,924	W	30-10
11/28	@ New England Patriots	68,756	L	3-24
12/05	Cincinnati Bengals	69,695	L	26-27
12/12	New York Giants	69,856	W	37-14
12/19	@ Indianapolis Colts	57,240	L	10-20
12/26	@ Pittsburgh Steelers	64,227	L	7-20
1/2/05	Miami Dolphins	69,843	W	30-23

2005: 6-10

HEAD COACH: BRIAN BILLICK

3rd AFC North • Top Draft Choice: WR Mark Clayton

09/11	Indianapolis Colts	70,501	L	7-24
09/18	@ Tennessee Titans	69,149	L	10-25
10/02	New York Jets	70,479	W	13-3
10/09	@ Detroit Lions	61,201	L	17-35
10/16	Cleveland Browns	70,196	W	16-3
10/23	@ Chicago Bears	62,102	L	6-10
10/31	@ Pittsburgh Steelers	64,178	L	19-20
11/06	Cincinnati Bengals	70,540	L	9-21
11/13	@ Jacksonville Jaguars	66,107	L	3-30
11/20	Pittsburgh Steelers	70,601	W	16-13 OT
11/27	@ Cincinnati Bengals	65,680	L	29-42
12/04	Houston Texans	69,909	W	16-15
12/11	@ Denver Broncos	75,651	L	10-12
12/19	Green Bay Packers	70,604	W	48-3
12/25	Minnesota Vikings	70,246	W	30-23
1/1/06	@ Cleveland Browns	69,871	L	16-20

ALL-TIME RESULTS

2006: 13-3

HEAD COACH: BRIAN BILLICK

1st AFC North - Division Title • Top Draft Choice: DT Haloti Ngata

09/10	@ Tampa Bay Buccaneers	65,087	W	27-0
09/17	Oakland Raiders	70,744	W	28-6
09/24	@ Cleveland Browns	72,474	W	15-14
10/01	San Diego Chargers	70,743	W	16-13
10/09	@ Denver Broncos	76,355	L	3-13
10/15	Carolina Panthers	70,762	L	21-23
10/29	@ New Orleans Saints	69,152	W	35-22
11/05	Cincinnati Bengals	70,792	W	26-20
11/12	@ Tennessee Titans	69,143	W	27-26
11/19	Atlanta Falcons	70,790	W	24-10
11/26	Pittsburgh Steelers	70,946	W	27-0
11/30	@ Cincinnati Bengals	65,973	L	7-13
12/10	@ Kansas City Chiefs	77,232	W	20-10
12/17	Cleveland Browns	70,857	W	27-17
12/24	@ Pittsburgh Steelers	63,224	W	31-7
12/31	Buffalo Bills	70,913	W	19-7

AFC Divisional Playoff Game

1/13/07	Indianapolis Colts	71,162	L	6-15
---------	--------------------	--------	---	------

2007: 5-11

HEAD COACH: BRIAN BILLICK

4th AFC North • Top Draft Choice: G Ben Grubbs

09/10	@ Cincinnati Bengals	66,093	L	20-27
09/16	New York Jets	71,246	W	20-13
09/23	Arizona Cardinals	71,372	W	26-23
09/30	@ Cleveland Browns	73,024	L	13-27
10/07	@ San Francisco 49ers	67,885	W	9-7
10/14	St. Louis Rams	71,175	W	22-3
10/21	@ Buffalo Bills	70,727	L	14-19
11/05	@ Pittsburgh Steelers	63,457	L	7-38
11/11	Cincinnati Bengals	71,130	L	7-21
11/18	Cleveland Browns	71,055	L	30-33 OT
11/25	@ San Diego Chargers	63,337	L	14-32
12/03	New England Patriots	71,382	L	24-27
12/09	Indianapolis Colts	70,513	L	20-44
12/16	@ Miami Dolphins	70,287	L	16-22 OT
12/23	@ Seattle Seahawks	68,164	L	6-27
12/30	Pittsburgh Steelers	71,353	W	27-21



WR Derrick Mason, the Ravens' all-time leading receiver, led the team with 103 catches during the 2007 season.

2008: 11-5

HEAD COACH: JOHN HARBAUGH

2nd AFC North - Wild Card • Top Draft Choice: QB Joe Flacco

09/07	Cincinnati Bengals	70,978	W	17-10
09/21	Cleveland Browns	71,104	W	28-10
09/29	@ Pittsburgh Steelers	64,038	L	20-23 OT
10/05	Tennessee Titans	71,131	L	10-13
10/12	@ Indianapolis Colts	66,153	L	3-31
10/19	@ Miami Dolphins	64,972	W	27-13
10/26	Oakland Raiders	71,254	W	29-10
11/02	@ Cleveland Browns	73,078	W	37-27
11/09	@ Houston Texans	70,552	W	41-13
11/16	@ New York Giants	78,849	L	10-30
11/23	Philadelphia Eagles	71,379	W	36-7
11/30	@ Cincinnati Bengals	63,871	W	34-3
12/07	Washington Redskins	71,438	W	24-10
12/14	Pittsburgh Steelers	71,502	L	9-13
12/20	@ Dallas Cowboys	63,800	W	33-24
12/28	Jacksonville Jaguars	71,366	W	27-7

AFC Wild Card Playoff Game

1/4/09	@ Miami Dolphins	74,240	W	27-9
--------	------------------	--------	---	------

AFC Divisional Playoff Game

1/10/09	@ Tennessee Titans	69,143	W	13-10
---------	--------------------	--------	---	-------

AFC Championship Game

1/18/09	@ Pittsburgh Steelers	65,350	L	14-23
---------	-----------------------	--------	---	-------

2009: 9-7

HEAD COACH: JOHN HARBAUGH

2nd AFC North - Wild Card • Top Draft Choice: T Michael Oher

09/13	Kansas City Chiefs	71,099	W	38-24
09/20	@ San Diego Chargers	66,882	W	31-26
09/27	Cleveland Browns	70,950	W	34-3
10/04	@ New England Patriots	68,756	L	21-27
10/11	Cincinnati Bengals	71,161	L	14-17
10/18	@ Minnesota Vikings	63,689	L	31-33
11/01	Denver Broncos	71,132	W	30-7
11/08	@ Cincinnati Bengals	64,313	L	7-17
11/16	@ Cleveland Browns	69,023	W	16-0
11/22	Indianapolis Colts	71,320	L	15-17
11/29	Pittsburgh Steelers	71,314	W	20-17 OT
12/07	@ Green Bay Packers	70,286	L	14-27
12/13	Detroit Lions	70,673	W	48-3
12/20	Chicago Bears	71,011	W	31-7
12/27	@ Pittsburgh Steelers	64,068	L	20-23
1/3/10	@ Oakland Raiders	38,400	W	21-13

AFC Wild Card Playoff Game

1/10/10	@ New England Patriots	68,756	W	33-14
---------	------------------------	--------	---	-------

AFC Divisional Playoff Game

1/16/10	@ Indianapolis Colts	67,535	L	3-20
---------	----------------------	--------	---	------

ALL-TIME RESULTS

2010: 12-4

HEAD COACH: JOHN HARBAUGH

2nd AFC North - Wild Card • Top Draft Choice: OLB Sergio Kindle

09/13	@ New York Jets	78,127	W	10-9
09/19	@ Cincinnati Bengals	64,071	L	10-15
09/26	Cleveland Browns	71,119	W	24-17
10/03	@ Pittsburgh Steelers	64,729	W	17-14
10/10	Denver Broncos	71,246	W	31-17
10/17	@ New England Patriots	68,756	L	20-23 OT
10/24	Buffalo Bills	71,220	W	37-34 OT
11/07	Miami Dolphins	71,305	W	26-10
11/11	@ Atlanta Falcons	68,474	L	21-26
11/21	@ Carolina Panthers	73,021	W	37-13
11/28	Tampa Bay Buccaneers	70,989	W	17-10
12/05	Pittsburgh Steelers	71,418	L	10-13
12/13	@ Houston Texans	71,413	W	34-28 OT
12/19	New Orleans Saints	71,432	W	30-24
12/26	@ Cleveland Browns	65,028	W	20-10
1/2/11	Cincinnati Bengals	71,088	W	13-7

AFC Wild Card Playoff Game

1/9/11	@ Kansas City Chiefs	72,190	W	30-7
--------	----------------------	--------	---	------

AFC Divisional Playoff Game

1/15/11	@ Pittsburgh Steelers	64,879	L	24-31
---------	-----------------------	--------	---	-------

2011: 12-4

HEAD COACH: JOHN HARBAUGH

1st AFC North - Division Title • Top Draft Choice: CB Jimmy Smith

09/11	Pittsburgh Steelers	71,434	W	35-7
09/18	@ Tennessee Titans	69,143	L	13-26
09/25	@ St. Louis Rams	56,289	W	37-7
10/02	New York Jets	71,247	W	34-17
10/16	Houston Texans	71,154	W	29-14
10/24	@ Jacksonville Jaguars	62,976	L	7-12
10/30	Arizona Cardinals	71,022	W	30-27
11/06	@ Pittsburgh Steelers	64,851	W	23-20
11/13	@ Seattle Seahawks	66,522	L	17-22
11/20	Cincinnati Bengals	71,320	W	31-24
11/24	San Francisco 49ers	71,345	W	16-6
12/04	@ Cleveland Browns	63,648	W	24-10
12/11	Indianapolis Colts	71,187	W	24-10
12/18	@ San Diego Chargers	67,242	L	14-34
12/24	Cleveland Browns	71,083	W	20-14
1/1/12	@ Cincinnati Bengals	63,439	W	24-16

AFC Divisional Playoff Game

1/15/12	Houston Texans	71,547	W	20-13
---------	----------------	--------	---	-------

AFC Championship Game

1/22/12	@ New England Patriots	68,756	L	20-23
---------	------------------------	--------	---	-------

2012: 10-6

HEAD COACH: JOHN HARBAUGH

1st AFC North - Division Title • Top Draft Choice: OLB Courtney Upshaw

09/10	Cincinnati Bengals	71,064	W	44-13
09/16	@ Philadelphia Eagles	69,144	L	23-24
09/23	New England Patriots	71,269	W	31-30
09/27	Cleveland Browns	70,944	W	23-16
10/07	@ Kansas City Chiefs	68,803	W	9-6
10/14	Dallas Cowboys	71,384	W	31-29
10/21	@ Houston Texans	71,708	L	13-43
11/04	@ Cleveland Browns	65,449	W	25-15
11/11	Oakland Raiders	71,339	W	55-20
11/18	@ Pittsburgh Steelers	63,446	W	13-10
11/25	@ San Diego Chargers	57,882	W	16-13 OT
12/02	Pittsburgh Steelers	71,442	L	20-23
12/09	@ Washington Redskins	81,178	L	28-31 OT
12/16	Denver Broncos	71,317	L	17-34
12/23	New York Giants	71,470	W	33-14
12/30	@ Cincinnati Bengals	61,565	L	17-23

AFC Wild Card Playoff Game

1/6/13	Indianapolis Colts	71,379	W	24-9
--------	--------------------	--------	---	------

AFC Divisional Playoff Game

1/12/13	@ Denver Broncos	76,732	W	38-35 2OT
---------	------------------	--------	---	-----------

AFC Championship Game

1/20/13	@ New England Patriots	68,756	W	28-13
---------	------------------------	--------	---	-------

Super Bowl XLVII (New Orleans, LA)

2/3/13	vs. San Francisco 49ers	71,024	W	34-31
--------	-------------------------	--------	---	-------

2012 WORLD CHAMPIONS



2013: 8-8

HEAD COACH: JOHN HARBAUGH

3rd AFC North • Top Draft Choice: S Matt Elam

09/05	@ Denver Broncos	76,977	L	27-49
09/15	Cleveland Browns	71,098	W	14-6
09/22	Houston Texans	71,168	W	30-9
09/29	@ Buffalo Bills	68,296	L	20-23
10/06	@ Miami Dolphins	68,342	W	26-23
10/13	Green Bay Packers	71,319	L	17-19
10/20	@ Pittsburgh Steelers	62,295	L	16-19
11/03	@ Cleveland Browns	71,513	L	18-24
11/10	Cincinnati Bengals	70,992	W	20-17 OT
11/17	@ Chicago Bears	62,367	L	20-23 OT
11/24	New York Jets	71,148	W	19-3
11/28	Pittsburgh Steelers	71,005	W	22-20
12/08	Minnesota Vikings	70,921	W	29-26
12/16	@ Detroit Lions	64,742	W	18-16
12/22	New England Patriots	71,433	L	7-41
12/29	@ Cincinnati Bengals	62,406	L	17-34

BALTIMORE RAVENS.COM

ALL-TIME RESULTS

2014: 10-6

HEAD COACH: JOHN HARBAUGH

3rd AFC North - Wild Card • Top Draft Choice: LB C.J. Mosley

09/07	Cincinnati Bengals	70,925	L	16-23
09/11	Pittsburgh Steelers	71,181	W	26-6
09/21	@ Cleveland Browns	67,407	W	23-21
09/28	Carolina Panthers	71,218	W	38-10
10/05	@ Indianapolis Colts	65,258	L	13-20
10/12	@ Tampa Bay Buccaneers	60,041	W	48-17
10/19	Atlanta Falcons	71,184	W	29-7
10/26	@ Cincinnati Bengals	55,711	L	24-27
11/02	@ Pittsburgh Steelers	63,971	L	23-43
11/09	Tennessee Titans	70,914	W	21-7
11/24	@ New Orleans Saints	73,373	W	34-27
11/30	San Diego Chargers	71,060	L	33-34
12/07	@ Miami Dolphins	70,244	W	28-13
12/14	Jacksonville Jaguars	70,801	W	20-12
12/21	@ Houston Texans	71,771	L	13-25
12/28	Cleveland Browns	71,070	W	20-10

AFC Wild Card Playoff Game

1/3/15 @ Pittsburgh Steelers 62,780 W 30-17

AFC Divisional Playoff Game

1/10/15 @ New England Patriots 68,756 L 31-35



OLB Terrell Suggs helped lead the Ravens to a 30-17 victory in the 2014 Wild Card Playoff victory at Pittsburgh, posting 6 tackles and 1 INT.

2015: 5-11

HEAD COACH: JOHN HARBAUGH

3rd AFC North • Top Draft Choice: WR Breshad Perriman

09/13	@ Denver Broncos	76,798	L	13-19
09/20	@ Oakland Raiders	53,500	L	33-37
09/27	Cincinnati Bengals	70,970	L	24-28
10/01	@ Pittsburgh Steelers	63,929	W	23-20 OT
10/11	Cleveland Browns	71,046	L	30-33 OT
10/18	@ San Francisco 49ers	70,799	L	20-25
10/26	@ Arizona Cardinals	64,722	L	18-26
11/01	San Diego Chargers	70,829	W	29-26
11/15	Jacksonville Jaguars	70,837	L	20-22
11/22	St. Louis Rams	71,105	W	16-13
11/30	@ Cleveland Browns	64,380	W	33-27
12/06	@ Miami Dolphins	64,519	L	13-15
12/13	Seattle Seahawks	71,179	L	6-35
12/20	Kansas City Chiefs	70,791	L	14-34
12/27	Pittsburgh Steelers	71,261	W	20-17
1/3/16	@ Cincinnati Bengals	57,254	L	16-24

2016: 8-8

HEAD COACH: JOHN HARBAUGH

2nd AFC North • Top Draft Choice: T Ronnie Stanley

09/11	Buffalo Bills	71,104	W	13-7
09/18	@ Cleveland Browns	67,431	W	25-20
09/25	@ Jacksonville Jaguars	60,127	W	19-17
10/02	Oakland Raiders	71,152	L	27-28
10/09	Washington Redskins	71,318	L	10-16
10/16	@ New York Giants	78,487	L	23-27
10/23	@ New York Jets	78,160	L	16-24
11/06	Pittsburgh Steelers	71,286	W	21-14
11/10	Cleveland Browns	70,921	W	28-7
11/20	@ Dallas Cowboys	93,056	L	17-27
11/27	Cincinnati Bengals	70,903	W	19-14
12/04	Miami Dolphins	70,916	W	38-6
12/12	@ New England Patriots	66,829	L	23-30
12/18	Philadelphia Eagles	71,223	W	27-26
12/25	@ Pittsburgh Steelers	66,276	L	27-31
1/1/17	@ Cincinnati Bengals	54,944	L	10-27

2017: 9-7

HEAD COACH: JOHN HARBAUGH

2nd AFC North • Top Draft Choice: CB Marlon Humphrey

09/10	@ Cincinnati Bengals	55,254	W	20-0
09/17	Cleveland Browns	70,605	W	24-10
09/24	@ Jacksonville Jaguars	84,592	L	7-44
10/01	Pittsburgh Steelers	71,126	L	9-26
10/08	@ Oakland Raiders	54,980	W	30-17
10/15	Chicago Bears	70,616	L	24-27 OT
10/22	@ Minnesota Vikings	66,751	L	16-24
10/26	Miami Dolphins	70,408	W	40-0
11/05	@ Tennessee Titans	67,322	L	20-23
11/19	@ Green Bay Packers	77,945	W	23-0
11/27	Houston Texans	70,357	W	23-16
12/03	Detroit Lions	70,500	W	44-20
12/10	@ Pittsburgh Steelers	60,069	L	38-39
12/17	@ Cleveland Browns	56,434	W	27-10
12/23	Indianapolis Colts	70,590	W	23-16
12/31	Cincinnati Bengals	70,507	L	27-31



Rookie CB Marlon Humphrey recorded 3 tackles, 2 PD and 1 INT in the Ravens' 23-0 victory at Green Bay, marking Baltimore's third shutout win of the 2017 campaign.

ALL-TIME RESULTS

2018: 10-6

HEAD COACH: JOHN HARBAUGH

1st AFC North - Division Title • Top Draft Choice: TE Hayden Hurst

09/09	Buffalo Bills	70,591	W	47-3
09/13	@ Cincinnati Bengals	50,018	L	23-34
09/23	Denver Broncos	70,156	W	27-14
09/30	@ Pittsburgh Steelers	62,030	W	26-14
10/07	@ Cleveland Browns	67,431	L	9-12 OT
10/14	@ Tennessee Titans	64,441	W	21-0
10/21	New Orleans Saints	70,639	L	23-24
10/28	@ Carolina Panthers	73,843	L	21-36
11/04	Pittsburgh Steelers	70,997	L	16-23
11/18	Cincinnati Bengals	70,077	W	24-21
11/25	Oakland Raiders	70,035	W	34-17
12/02	@ Atlanta Falcons	72,262	W	26-16
12/09	@ Kansas City Chiefs	74,336	L	24-27 OT
12/16	Tampa Bay Buccaneers	70,031	W	20-12
12/22	@ Los Angeles Chargers	25,571	W	22-10
12/30	Cleveland Browns	70,925	W	26-24

AFC Wild Card Playoff Game

1/6/19	Los Angeles Chargers	70,432	L	17-23
--------	----------------------	--------	---	-------



QB Lamar Jackson posted a 6-1 regular season record as the Ravens' starter in 2018, helping lead Baltimore to the AFC North Division title.

2019: 14-2

HEAD COACH: JOHN HARBAUGH

1st AFC North - Division Title • Top Draft Choice: WR Marquise Brown

09/08	@ Miami Dolphins	65,012	W	59-10
09/15	Arizona Cardinals	70,126	W	23-17
09/22	@ Kansas City Chiefs	73,390	L	28-33
09/29	Cleveland Browns	70,686	L	25-40
10/06	@ Pittsburgh Steelers	64,037	W	26-23 OT
10/13	Cincinnati Bengals	70,051	W	23-17
10/20	@ Seattle Seahawks	69,012	W	30-16
11/03	New England Patriots	71,157	W	37-20
11/10	@ Cincinnati Bengals	45,918	W	49-13
11/17	Houston Texans	70,731	W	41-7
11/25	@ LA Rams	72,409	W	45-6
12/01	San Francisco 49ers	71,029	W	20-17
12/08	@ Buffalo Bills	69,134	W	24-17
12/12	NY Jets	70,545	W	42-21
12/22	@ Cleveland Browns	67,431	W	31-15
12/29	Pittsburgh Steelers	70,695	W	28-10

AFC Divisional Playoff Game

1/11/20	Tennessee Titans	71,254	L	12-28
---------	------------------	--------	---	-------



In 2019, John Harbaugh led Baltimore to a franchise-best 14-2 record, a mark that included a 12-game win streak to close out regular season play.

2019 SEASON FAST FACTS

- The No. 1 AFC playoff seed Ravens (14-2) won a franchise-record 12-straight games to close out the 2019 regular season, before falling at home in the Divisional round, 28-12, to the Tennessee Titans.
- The Ravens have secured a playoff berth in eight of head coach John Harbaugh's 12 seasons in Baltimore and have won the AFC North four times (2011-12, 2018-19) with him at the helm. In three of the non-playoff seasons, Baltimore was playing in either game 15 ('16) or game 16 ('13 & '17) to earn a postseason berth.
- Baltimore's league-best 14-2 record was a franchise record, topping the 13-3 campaign from 2006. The last NFL team to register 14 victories during the regular season was New England in 2016.
- 2019 was EVP & GM Eric DeCosta's first season leading Baltimore's personnel department, after he succeeded the legendary Ozzie Newsome. DeCosta was named *The Sporting News'* 2019 NFL Executive of the Year for his outstanding efforts.
- The Ravens ranked No. 1 in points (33.2) and rushing yards (206.0) per game, while they were No. 2 in total yards (407.6).
- Baltimore became the first team ever to average 200 passing and 200 rushing yards per game in a season. The Ravens set a new NFL single-season rushing record (3,296 yards), besting the 1978 Patriots' 3,165.

RAVENS VS. AFC OPPONENTS

VS. AFC NORTH

CINCINNATI BENGALS HEAD COACH ZAC TAYLOR

Ravens Lead Regular Season Series, 25-23
Preseason Series, No Meetings



11/03/96	Bengals	24-21 Bal.	60,743
12/08/96	Bengals	21-14 @ Cin.	43,022
09/07/97	Ravens	23-10 Bal.	52,968
12/21/97	Bengals	16-14 @ Cin.	50,917
09/27/98	Ravens	31-21 Bal.	68,154
11/22/98	Ravens	20-13 @ Cin.	52,571
11/21/99	Ravens	34-31 @ Cin.	43,279
12/26/99	Ravens	22-0 Bal.	68,036
09/24/00	Ravens	37-0 Bal.	68,481
11/05/00	Ravens	27-7 @ Cin.	54,759
09/23/01	Bengals	21-10 @ Cin.	49,632
12/23/01	Ravens	16-0 Bal.	68,987
11/10/02	Ravens	38-27 Bal.	69,024
12/01/02	Ravens	27-23 @ Cin.	44,878
10/19/03	Bengals	34-26 @ Cin.	53,553
12/07/03	Ravens	31-13 Bal.	69,468
09/26/04	Ravens	23-9 @ Cin.	65,575
12/05/04	Bengals	27-26 Bal.	69,695
11/06/05	Bengals	21-9 Bal.	70,540
11/27/05	Bengals	42-29 @ Cin.	65,680
11/05/06	Ravens	26-20 Bal.	70,792
11/30/06	Bengals	13-7 @ Cin.	65,973
09/10/07	Bengals	27-20 @ Cin.	66,093
11/11/07	Bengals	21-7 Bal.	71,130
09/07/08	Ravens	17-10 Bal.	70,978
11/30/08	Ravens	34-3 @ Cin.	63,871
10/11/09	Bengals	17-14 Bal.	71,161
11/08/09	Bengals	17-7 @ Cin.	64,313
09/19/10	Bengals	15-10 @ Cin.	64,071
01/02/11	Ravens	13-7 Bal.	71,088
11/20/11	Ravens	31-24 Bal.	71,320
01/01/12	Ravens	24-16 @ Cin.	63,439
09/10/12	Ravens	44-13 Bal.	71,064
12/30/12	Bengals	23-17 @ Cin.	61,565
11/10/13	Ravens	20-17 Bal. OT	70,992
12/29/13	Bengals	34-17 @ Cin.	62,406
09/07/14	Bengals	23-16 Bal.	70,925
10/26/14	Bengals	27-24 @ Cin.	55,711
09/27/15	Bengals	28-24 Bal.	70,970
01/03/16	Bengals	24-16 @ Cin.	57,254
11/27/16	Ravens	19-14 Bal.	70,903
01/01/17	Bengals	27-10 @ Cin.	54,944
09/10/17	Ravens	20-0 @ Cin.	55,254
12/31/17	Bengals	31-27 Bal.	70,507
09/13/18	Bengals	34-23 @ Cin.	50,018
11/18/18	Ravens	24-21 Bal.	70,077
10/13/19	Ravens	23-17 Bal.	70,051
11/10/19	Ravens	49-13 @ Cin.	45,918

CLEVELAND BROWNS HEAD COACH KEVIN STEFANSKI

Ravens Lead Regular Season Series, 31-11
Preseason Series, No Meetings



09/26/99	Ravens	17-10 Bal.	68,803
11/07/99	Ravens	41-9 @ Cle.	72,898
10/01/00	Ravens	12-0 @ Cle.	73,018
11/26/00	Ravens	44-7 Bal.	68,361
10/21/01	Browns	24-14 @ Cle.	72,818
11/18/01	Browns	27-17 Bal.	69,353
10/06/02	Ravens	26-21 @ Cle.	73,688
12/22/02	Browns	14-13 Bal.	69,348
09/14/03	Ravens	33-13 Bal.	69,473
12/21/03	Ravens	35-0 @ Cle.	72,548
09/12/04	Browns	20-3 @ Cle.	73,068
11/07/04	Ravens	27-13 Bal.	69,781
10/16/05	Ravens	16-3 Bal.	70,196
01/01/06	Browns	20-16 @ Cle.	69,871
09/24/06	Ravens	15-14 @ Cle.	72,474
12/17/06	Ravens	27-17 Bal.	70,857
09/30/07	Browns	27-13 @ Cle.	73,024
11/18/07	Browns	33-30 Bal. OT	71,055
09/21/08	Ravens	28-10 Bal.	71,104
11/02/08	Ravens	37-27 @ Cle.	73,078
09/27/09	Ravens	34-3 Bal.	70,950
11/16/09	Ravens	16-0 @ Cle.	69,023
09/26/10	Ravens	24-17 Bal.	71,119
12/26/10	Ravens	20-10 @ Cle.	65,028
12/04/11	Ravens	24-10 @ Cle.	63,648
12/24/11	Ravens	20-14 Bal.	71,083
09/27/12	Ravens	23-16 Bal.	70,944
11/04/12	Ravens	25-15 @ Cle.	65,449
09/15/13	Ravens	14-6 Bal.	71,098
11/03/13	Browns	24-18 @ Cle.	71,513
09/21/14	Ravens	23-21 @ Cle.	67,407
12/28/14	Ravens	20-10 Bal.	71,070
10/11/15	Browns	33-30 Bal. OT	71,046
11/30/15	Ravens	33-27 @ Cle.	64,380
09/18/16	Ravens	25-20 @ Cle.	67,431
11/10/16	Ravens	28-7 Bal.	70,921
09/17/17	Ravens	24-10 Bal.	70,605
12/17/17	Ravens	27-10 @ Cle.	56,434
10/07/18	Browns	12-9 @ Cle. OT	67,431
12/30/18	Ravens	26-24 Bal.	70,925
09/29/19	Browns	40-25 Bal.	70,686
12/22/19	Ravens	31-15 @ Cle.	67,431

PITTSBURGH STEELERS HEAD COACH MIKE TOMLIN

Steelers Lead Regular Season Series, 25-23
Preseason Series, No Meetings



09/08/96	Steelers	31-17 @ Pit.	57,241
12/01/96	Ravens	31-17 Bal.	51,822
10/05/97	Steelers	42-34 Bal.	64,421
11/09/97	Steelers	37-0 @ Pit.	56,669
09/06/98	Steelers	20-13 Bal.	68,847
10/18/98	Steelers	16-6 @ Pit.	58,620
09/19/99	Steelers	23-20 Bal.	68,965
12/12/99	Ravens	31-24 @ Pit.	46,715

RAVENS VS. AFC OPPONENTS

VS. AFC NORTH CONT'D

09/03/00	Ravens	16-0 @ Pit.	55,049
10/29/00	Steelers	9-6 Bal.	69,405
11/04/01	Ravens	13-10 @ Pit.	62,906
12/16/01	Steelers	26-21 Bal.	69,506
10/27/02	Steelers	31-18 Bal.	69,638
12/29/02	Steelers	34-31 @ Pit.	61,961
09/07/03	Steelers	34-15 @ Pit.	63,157
12/28/03	Ravens	13-10 Bal. OT	70,001
09/19/04	Ravens	30-13 Bal.	69,859
12/26/04	Steelers	20-7 @ Pit.	64,227
10/31/05	Steelers	20-19 @ Pit.	64,178
11/20/05	Ravens	16-13 Bal. OT	70,601
11/26/06	Ravens	27-0 Bal.	70,946
12/24/06	Ravens	31-7 @ Pit.	63,224
11/05/07	Steelers	38-7 @ Pit.	63,457
12/30/07	Ravens	27-21 Bal.	71,353
09/29/08	Steelers	23-20 @ Pit. OT	64,038
12/14/08	Steelers	13-9 Bal.	71,502
11/29/09	Ravens	20-17 Bal. OT	71,314
12/27/09	Steelers	23-20 @ Pit.	64,068
10/03/10	Ravens	17-14 @ Pit.	64,729
12/05/10	Steelers	13-10 Bal.	71,418
09/11/11	Ravens	35-7 Bal.	71,434
11/06/11	Ravens	23-20 @ Pit.	64,851
11/18/12	Ravens	13-10 @ Pit.	63,446
12/02/12	Steelers	23-20 Bal.	71,442
10/20/13	Steelers	19-16 @ Pit.	62,295
11/28/13	Ravens	22-20 Bal.	71,005
09/11/14	Ravens	26-6 Bal.	71,181
11/02/14	Steelers	43-23 @ Pit.	63,971
10/01/15	Ravens	23-20 @ Pit. OT	63,929
12/27/15	Ravens	20-17 Bal.	71,261
11/06/16	Ravens	21-14 Bal.	71,286
12/25/16	Steelers	31-27 @ Pit.	66,276
10/01/17	Steelers	26-9 Bal.	71,126
12/10/17	Steelers	39-38 @ Pit.	60,069
09/30/18	Ravens	26-14 @ Pit.	62,030
11/04/18	Steelers	23-16 Bal.	70,997
10/06/19	Ravens	26-23 @ Pit. OT	64,037
12/29/19	Ravens	28-10 Bal.	70,695

Steelers Lead Postseason Series, 3-1

01/20/02	Steelers	27-10 @ Pit.	63,976
		Divisional Playoff	
01/18/09	Steelers	23-14 @ Pit.	65,350
		AFC Championship	
01/15/11	Steelers	31-24 @ Pit.	64,879
		Divisional Playoff	
01/03/15	Ravens	30-17 @ Pit.	62,780
		Wild Card	

VS. AFC SOUTH

HOUSTON TEXANS HEAD COACH BILL O'BRIEN

Ravens Lead Regular Season Series, 8-2
Preseason Series, No Meetings



12/15/02	Ravens	23-19 @ Hou.	70,108
----------	--------	--------------	--------

12/04/05	Ravens	16-15 Bal.	69,909
11/09/08	Ravens	41-13 @ Hou.	70,552
12/13/10	Ravens	34-28 @ Hou. OT	71,413
10/16/11	Ravens	29-14 Bal.	71,154
10/21/12	Texans	43-13 @ Hou.	71,708
09/22/13	Ravens	30-9 Bal.	71,168
12/21/14	Texans	25-13 @ Hou.	71,771
11/27/17	Ravens	23-16 Bal.	70,357
11/17/19	Ravens	41-7 Bal.	70,731

Ravens Lead Postseason Series, 1-0

01/15/12	Ravens	20-13 Bal.	71,547
		Divisional Playoff	

INDIANAPOLIS COLTS HEAD COACH FRANK REICH

Colts Lead Regular Season Series, 8-4
Ravens Lead Preseason Series, 2-0



Preseason

08/20/16	Ravens	19-18 @ Ind.	65,327
08/20/18	Ravens	20-19 @ Ind.	60,576

Regular Season

10/13/96	Colts	26-21 @ Ind.	56,978
11/29/98	Ravens	38-31 Bal.	68,898
12/02/01	Ravens	39-27 Bal.	69,382
10/13/02	Colts	22-20 @ Ind.	56,174
12/09/04	Colts	20-10 @ Ind.	57,240
09/11/05	Colts	24-7 Bal.	70,501
12/09/07	Colts	44-20 Bal.	70,513
10/12/08	Colts	31-3 @ Ind.	66,153
11/22/09	Colts	17-15 Bal.	71,320
12/11/11	Ravens	24-10 Bal.	71,187
10/05/14	Colts	20-13 @ Ind.	65,258
12/23/17	Ravens	23-16 Bal.	70,590

Colts Lead Postseason Series, 2-1

01/13/07	Colts	15-6 Bal.	71,162
		Divisional Playoff	
01/16/10	Colts	20-3 @ Ind.	67,535
		Divisional Playoff	
01/06/13	Ravens	24-9 Bal.	71,379
		Wild Card Playoff	

JACKSONVILLE JAGUARS HEAD COACH DOUG MARRONE

Jaguars Lead Regular Season Series, 12-9
Ravens Lead Preseason Series, 2-0



Preseason

08/23/12	Ravens	48-17 Bal.	70,502
08/08/19	Ravens	29-0 Bal.	69,699

Regular Season

11/10/96	Jaguars	30-27 @ Jax.	64,628
11/24/96	Jaguars	28-25 Bal. OT	57,384
08/31/97	Jaguars	28-27 Bal.	61,018
11/30/97	Jaguars	29-27 @ Jax.	63,712
09/20/98	Jaguars	24-10 @ Jax.	67,069
11/01/98	Jaguars	45-19 Bal.	68,915
11/14/99	Jaguars	6-3 @ Jax.	67,391
11/28/99	Jaguars	30-23 Bal.	68,428

RAVENS VS. AFC OPPONENTS

VS. AFC SOUTH CONT'D

09/10/00	Ravens	39-36 Bal.	68,843
10/08/00	Ravens	15-10 @ Jax.	65,194
10/28/01	Ravens	18-17 Bal.	69,439
11/25/01	Ravens	24-21 @ Jax.	53,530
10/20/02	Ravens	17-10 Bal.	69,173
11/02/03	Ravens	24-17 Bal.	69,486
11/13/05	Jaguars	30-3 @ Jax.	66,107
12/28/08	Ravens	27-7 Bal.	71,366
10/24/11	Jaguars	12-7 @ Jax.	62,976
12/14/14	Ravens	20-12 Bal.	70,801
11/15/15	Jaguars	22-20 Bal.	70,837
09/25/16	Ravens	19-17 @ Jax.	60,127
09/24/17	Jaguars	44-7 @ Jax. (London)	84,592

TENNESSEE TITANS
HEAD COACH MIKE VRABEL
 Regular Season Series Tied, 10-10
 Preseason Series, No Meetings



09/15/96	Oilers	29-13 @ Hou.	20,082
12/22/96	Oilers	24-21 Bal.	52,704
09/21/97	Ravens	36-10 @ Ten.	17,737
12/14/97	Ravens	21-19 Bal.	60,558
10/11/98	Titans	12-8 Bal.	68,561
12/06/98	Titans	16-14 @ Ten.	31,124
10/10/99	Titans	14-11 @ Ten.	65,486
12/05/99	Ravens	41-14 Bal.	67,854
10/22/00	Titans	16-14 Bal.	68,490
11/12/00	Ravens	24-23 @ Ten.	69,200
10/07/01	Ravens	26-7 Bal.	69,494
11/12/01	Ravens	16-10 @ Ten.	68,798
11/24/02	Ravens	13-12 Bal.	69,365
09/18/05	Titans	25-10 @ Ten.	69,149
11/12/06	Ravens	27-26 @ Ten.	69,143
10/05/08	Titans	13-10 Bal.	71,131
09/18/11	Titans	26-13 @ Ten.	69,143
11/09/14	Ravens	21-7 Bal.	70,914
11/05/17	Titans	23-20 @ Ten.	67,322
10/14/18	Ravens	21-0 @ Ten.	64,441

Postseason Series Tied, 2-2

01/07/01	Ravens	24-10 @ Ten.	68,527
		Divisional Playoff	
01/03/04	Titans	20-17 Bal.	69,452
		Wild Card	
01/10/09	Ravens	13-10 @ Ten.	69,143
		Divisional Playoff	
01/11/20	Titans	28-12 Bal.	71,254
		Divisional Playoff	

VS. AFC EAST

BUFFALO BILLS
HEAD COACH SEAN McDERMOTT
 Ravens Lead Regular Season Series, 6-3
 Preseason Series Tied, 2-2



Preseason			
08/23/96	Ravens	37-14 @ Buf.	51,905
08/22/97	Bills	31-28 Bal.	54,473

08/09/03	Bills	28-10 Bal.	68,550
08/26/17	Ravens	13-9 Bal.	70,229

Regular Season

10/31/99	Bills	13-10 Bal.	68,673
10/24/04	Ravens	20-6 Bal.	69,809
12/31/06	Ravens	19-7 Bal.	70,913
10/21/07	Bills	19-14 @ Buf.	70,727
10/24/10	Ravens	37-34 Bal. OT	71,220
09/29/13	Bills	23-20 @ Buf.	68,296
09/11/16	Ravens	13-7 Bal.	71,104
09/09/18	Ravens	47-3 Bal.	70,591
12/08/19	Ravens	24-17 @ Buf.	69,134

MIAMI DOLPHINS
HEAD COACH BRIAN FLORES

Ravens Lead Regular Season Series, 8-6
 Ravens Lead Preseason Series, 2-0



Preseason

08/17/17	Ravens	31-7 @ Mia.	64,464
08/25/18	Ravens	27-10 @ Mia.	60,071

Regular Season

10/19/97	Dolphins	24-13 Bal.	64,354
09/17/00	Dolphins	19-6 @ Mia.	73,464
11/17/02	Dolphins	26-7 @ Mia.	73,013
11/16/03	Dolphins	9-6 @ Mia. OT	73,333
01/02/05	Ravens	30-23 Bal.	69,843
12/16/07	Dolphins	22-16 @ Mia. OT	70,287
10/19/08	Ravens	27-13 @ Mia.	64,972
11/07/10	Ravens	26-10 Bal.	71,305
10/06/13	Ravens	26-23 @ Mia.	68,342
12/07/14	Ravens	28-13 @ Mia.	70,244
12/06/15	Dolphins	15-13 @ Mia.	64,519
12/04/16	Ravens	38-6 Bal.	70,916
10/26/17	Ravens	40-0 Bal.	70,408
09/08/19	Ravens	59-10 @ Mia.	65,012

Ravens Lead Postseason Series, 2-0

01/13/02	Ravens	20-3 @ Mia.	72,251
		Wild Card	
01/04/09	Ravens	27-9 @ Mia.	74,240
		Wild Card	

NEW ENGLAND PATRIOTS
HEAD COACH BILL BELICHICK

Patriots Lead Regular Season Series, 8-2
 Ravens Lead Preseason Series, 1-0



Preseason

08/07/08	Ravens	16-15 @ NE	68,756
----------	--------	------------	--------

Regular Season

10/06/96	Patriots	46-38 Bal.	63,569
01/02/00	Patriots	20-3 @ NE	50,263
11/28/04	Patriots	24-3 @ NE	68,756
12/03/07	Patriots	27-24 Bal.	71,382
10/04/09	Patriots	27-21 @ NE	68,756
10/17/10	Patriots	23-20 @ NE OT	68,756
09/23/12	Ravens	31-30 Bal.	71,269
12/22/13	Patriots	41-7 Bal.	71,433
12/12/16	Patriots	30-23 @ NE	66,829
11/03/19	Ravens	37-20 Bal.	71,157

RAVENS VS. AFC OPPONENTS

VS. AFC EAST CONT'D

Postseason Series Tied, 2-2

01/10/10	Ravens	33-14 @ NE.	68,756
		Wild Card	
01/22/12	Patriots	23-20 @ NE.	68,756
		AFC Championship	
01/20/13	Ravens	28-13 @ NE.	68,756
		AFC Championship	
01/10/15	Patriots	35-31 @ NE.	68,756
		Divisional Playoff	

NEW YORK JETS HEAD COACH ADAM GASE

Ravens Lead Regular Season Series, 9-2
Preseason Series Tied, 3-3



Preseason

08/08/97	Jets	39-29 @ NYJ.	23,067
08/16/98	Ravens	33-0 @ NYJ.	47,906
08/22/00	Ravens	10-0 Bal.	66,588
08/18/01	Jets	16-3 @ NYJ.	76,406
08/15/02	Jets	34-16 Bal.	67,681
08/24/09	Ravens	24-23 Bal.	70,335

Regular Season

11/02/97	Jets	19-16 @ NYJ OT.	59,524
09/13/98	Ravens	24-10 @ NYJ.	70,063
12/24/00	Ravens	34-20 Bal.	69,184
11/14/04	Ravens	20-17 @ NYJ OT.	77,826
10/02/05	Ravens	13-3 Bal.	70,479
09/16/07	Ravens	20-13 Bal.	71,246
09/13/10	Ravens	10-9 @ NYJ.	78,127
10/02/11	Ravens	34-17 Bal.	71,247
11/24/13	Ravens	19-3 Bal.	71,148
10/23/16	Jets	24-16 @ NYJ.	78,160
12/12/19	Ravens	42-21 Bal.	70,545

VS. AFC WEST

DENVER BRONCOS HEAD COACH VIC FANGIO

Regular Season Series Tied, 6-6
Preseason Series, No Meetings



10/20/96	Broncos	45-34 @ Den.	70,453
09/30/01	Ravens	20-13 @ Den.	75,082
09/30/02	Ravens	34-23 Bal.	69,638
10/26/03	Ravens	26-6 Bal.	69,721
12/11/05	Broncos	12-10 @ Den.	75,651
10/09/06	Broncos	13-3 @ Den.	76,355
11/01/09	Ravens	30-7 Bal.	71,132
10/10/10	Ravens	31-17 Bal.	71,246
12/16/12	Broncos	34-17 Bal.	71,317
09/05/13	Broncos	49-27 @ Den.	76,977
09/13/15	Broncos	19-13 @ Den.	76,798
09/23/18	Ravens	27-14 Bal.	70,156

Ravens Lead Postseason Series, 2-0

12/31/00	Ravens	21-3 Bal.	69,638
		Wild Card	
01/12/13	Ravens	38-35 @ Den. 2OT	76,732
		Divisional Playoff	

KANSAS CITY CHIEFS HEAD COACH ANDY REID

Chiefs Lead Regular Season Series, 6-3
Ravens Lead Preseason Series, 1-0



Preseason

08/19/11	Ravens	31-13 Bal.	70,690
----------	--------	------------	--------

Regular Season

10/21/99	Chiefs	35-8 Bal.	68,771
09/28/03	Chiefs	17-10 Bal.	69,459
10/04/04	Chiefs	27-24 Bal.	69,827
12/10/06	Ravens	20-10 @ KC	77,232
09/13/09	Ravens	38-24 Bal.	71,099
10/07/12	Ravens	9-6 @ KC	68,803
12/20/15	Chiefs	34-14 Bal.	70,791
12/09/18	Chiefs	27-24 @ KC OT	74,336
09/22/19	Chiefs	33-28 @ KC	73,390

Ravens Lead Postseason Series, 1-0

01/09/11	Ravens	30-7 @ KC	72,190
		Wild Card	

LAS VEGAS RAIDERS HEAD COACH JON GRUDEN

Ravens Lead Regular Season Series, 8-3
Preseason Series, No Meetings



09/01/96	Ravens	19-14 Bal.	64,124
11/08/98	Ravens	13-10 Bal.	69,037
12/14/03	Raiders	20-12 @ Oak.	45,398
09/17/06	Ravens	28-6 Bal.	70,744
10/26/08	Ravens	29-10 Bal.	71,254
01/03/10	Ravens	21-13 @ Oak.	38,400
11/11/12	Ravens	55-20 Bal.	71,339
09/20/15	Raiders	37-33 @ Oak.	53,500
10/02/16	Raiders	28-27 Bal.	71,152
10/08/17	Ravens	30-17 @ Oak.	54,980
11/25/18	Ravens	34-17 Bal.	70,035

Ravens Lead Postseason Series, 1-0

01/14/01	Ravens	16-3 @ Oak.	62,784
		AFC Championship	

LOS ANGELES CHARGERS HEAD COACH ANTHONY LYNN

Ravens Lead Regular Season Series, 7-5
Preseason Series, No Meetings



09/28/97	Chargers	21-17 @ SD	54,094
11/15/98	Chargers	14-13 @ SD	54,388
12/10/00	Ravens	24-3 Bal.	68,805
09/21/03	Ravens	24-10 @ SD	52,028
10/01/06	Ravens	16-13 Bal.	70,743
11/25/07	Chargers	32-14 @ SD	63,337
09/20/09	Ravens	31-26 @ SD	66,882
12/18/11	Chargers	34-14 @ SD	67,242
11/25/12	Ravens	16-13 @ SD OT	57,882
11/30/14	Chargers	34-33 Bal.	71,060
11/01/15	Ravens	29-26 Bal.	70,829
12/22/18	Ravens	22-10 @ LAC	25,571

Chargers Lead Postseason Series, 1-0

01/06/19	Chargers	23-17 Bal.	70,432
		Wild Card	

RAVENS VS. NFC OPPONENTS

VS. NFC NORTH

CHICAGO BEARS HEAD COACH MATT NAGY

Bears Lead Regular Season Series, 4-2
Ravens Lead Preseason Series, 2-0



Preseason

08/08/98	Ravens	19-14 @ Chi.	65,938
08/02/18	Ravens	17-16 @ HOF Game	19,876

Regular Season

12/20/98	Bears	24-3 @ Chi.	40,853
09/09/01	Ravens	17-6 Bal.	69,365
10/23/05	Bears	10-6 @ Chi.	62,102
12/20/09	Ravens	31-7 Bal.	71,011
11/17/13	Bears	23-20 @ Chi. OT	62,367
10/15/17	Bears	27-24 OT Bal.	70,616

DETROIT LIONS HEAD COACH MATT PATRICIA

Ravens Lead Regular Season Series, 4-1
Ravens Lead Preseason Series, 3-1



Preseason

08/09/02	Ravens	12-6 Bal.	67,421
08/28/04	Ravens	17-6 Bal.	69,552
08/17/12	Lions	27-12 Bal.	70,567
08/27/16	Ravens	30-9 Bal.	70,473

Regular Season

12/27/98	Ravens	19-10 Bal.	68,045
10/09/05	Lions	35-17 @ Det.	61,201
12/13/09	Ravens	48-3 Bal.	70,673
12/16/13	Ravens	18-16 @ Det.	64,742
12/03/17	Ravens	44-20 Bal.	70,500

GREEN BAY PACKERS HEAD COACH MATT LAFLEUR

Packers Lead Regular Season Series, 4-2
Preseason Series Tied, 1-1



Preseason

08/17/96	Packers	17-15 Bal.	62,025
08/15/19	Ravens	26-13 Bal.	69,822

Regular Season

10/25/98	Packers	28-10 @ GB	59,860
10/14/01	Packers	31-23 @ GB	59,866
12/19/05	Ravens	48-3 Bal.	70,604
12/07/09	Packers	27-14 @ GB	70,286
10/13/13	Packers	19-17 Bal.	71,319
11/19/17	Ravens	23-0 @ GB	77,945

MINNESOTA VIKINGS HEAD COACH MIKE ZIMMER

Regular Season Series Tied, 3-3
Vikings Lead Preseason Series, 2-0



Preseason

08/25/06	Vikings	30-7 @ Min.	63,257
08/16/08	Vikings	23-15 Bal.	70,585

Regular Season

12/13/98	Vikings	38-28 Bal.	69,074
01/07/02	Ravens	19-3 Bal.	69,465
12/25/05	Ravens	30-23 Bal.	70,246
10/18/09	Vikings	33-31 @ Min.	63,689
12/08/13	Ravens	29-26 Bal.	70,921
10/22/17	Vikings	24-16 @ Min.	66,751

VS. NFC SOUTH

ATLANTA FALCONS HEAD COACH DAN QUINN

Ravens Lead Regular Season Series, 4-2
Ravens Lead Preseason Series, 7-4



Preseason

08/21/99	Ravens	19-6 @ Atl.	44,843
08/16/03	Ravens	13-10 @ Atl.	68,237
08/12/04	Ravens	24-0 Bal.	69,299
08/13/05	Falcons	16-3 @ Atl.	67,123
08/31/07	Falcons	13-10 @ Atl.	71,377
08/28/08	Falcons	10-9 Bal.	70,149
09/03/09	Ravens	20-3 @ Atl.	66,610
09/01/11	Ravens	21-7 @ Atl.	61,216
08/09/12	Ravens	31-17 @ Atl.	68,449
08/15/13	Ravens	27-23 Bal.	70,527
09/03/15	Falcons	20-19 @ Atl.	67,393

Regular Season

10/03/99	Ravens	19-13 OT @ Atl.	50,712
11/03/02	Falcons	20-17 @ Atl.	68,532
11/19/06	Ravens	24-10 Bal.	70,790
11/11/10	Falcons	26-21 @ Atl.	68,474
10/19/14	Ravens	29-7 Bal.	71,184
12/02/18	Ravens	26-16 @ Atl.	72,262

CAROLINA PANTHERS HEAD COACH MATT RHULE

Panthers Lead Regular Season Series, 4-2
Ravens Lead Preseason Series, 5-2



Preseason

08/28/99	Ravens	28-24 Bal.	66,247
08/18/00	Ravens	24-13 @ Car.	72,551
08/23/01	Panthers	20-17 Bal.	66,619
08/29/09	Ravens	17-13 @ Car.	71,045
08/12/10	Ravens	17-12 Bal.	70,579
08/22/13	Panthers	34-27 Bal.	70,554
08/11/16	Ravens	22-19 Bal.	70,682

Regular Season

12/15/96	Panthers	27-16 @ Car.	70,075
09/08/02	Panthers	10-7 @ Car.	70,386
10/15/06	Panthers	23-21 Bal.	70,762
11/21/10	Ravens	37-13 @ Car.	73,021
09/28/14	Ravens	38-10 Bal.	71,218
10/28/18	Panthers	36-21 @ Car.	73,843

RAVENS VS. NFC OPPONENTS

VS. NFC SOUTH CONT'D

NEW ORLEANS SAINTS HEAD COACH SEAN PAYTON

Ravens Lead Regular Season Series, 5-2
Ravens Lead Preseason Series, 5-0



Preseason

08/26/05	Ravens	21-6 @ NO.	44,485
08/28/14	Ravens	22-13 @ NO.	73,004
08/13/15	Ravens	30-27 Bal.	70,501
09/01/16	Ravens	23-14 @ NO.	73,001
08/31/17	Ravens	14-13 @ NO.	73,097

Regular Season

09/29/96	Ravens	17-10 Bal.	61,063
12/19/99	Ravens	31-8 Bal.	67,597
12/08/02	Saints	37-25 Bal.	69,334
10/29/06	Ravens	35-22 @ NO.	69,152
12/19/10	Ravens	30-24 Bal.	71,432
11/24/14	Ravens	34-27 @ NO.	73,373
10/21/18	Saints	24-23 Bal.	70,639

TAMPA BAY BUCCANEERS HEAD COACH BRUCE ARIANS

Ravens Lead Regular Season Series, 4-2
Ravens Lead Preseason Series, 1-0



Preseason

08/08/13	Ravens	44-16 @ TB	47,599
----------	--------	------------	--------

Regular Season

12/29/01	Bucs	22-10 @ TB	65,619
09/15/02	Bucs	25-0 Bal.	69,304
09/10/06	Ravens	27-0 @ TB	65,087
11/28/10	Ravens	17-10 Bal.	70,989
10/12/14	Ravens	48-17 @ TB	60,041
12/16/18	Ravens	20-12 Bal.	70,031

VS. NFC EAST

DALLAS COWBOYS HEAD COACH MIKE MCCARTHY

Ravens Lead Regular Season Series, 4-1
Ravens Lead Preseason Series, 1-0



Preseason

08/16/14	Ravens	37-30 @ Dal.	77,624
----------	--------	--------------	--------

Regular Season

11/19/00	Ravens	27-0 Bal.	69,416
11/21/04	Ravens	30-10 Bal.	69,924
12/20/08	Ravens	33-24 @ Dal.	63,800
10/14/12	Ravens	31-29 Bal.	71,384
11/20/16	Cowboys	27-17 @ Dal.	93,056

NEW YORK GIANTS HEAD COACH JOE JUDGE

Ravens Lead Regular Season Series, 3-2
Ravens Lead Preseason Series, 7-5



Preseason

08/10/96	Ravens	37-27 @ NYG	39,799
----------	--------	-------------	--------

08/02/97	Giants	21-20 Bal.	53,268
08/28/98	Ravens	14-6 @ NYG	48,754
09/03/99	Ravens	28-24 Bal.	60,092
08/25/00	Ravens	24-17 @ NYG	76,527
08/31/01	Ravens	38-9 Bal.	66,197
08/29/02	Giants	13-0 @ NYG	76,572
08/28/03	Giants	30-24 Bal.	68,169
09/02/04	Ravens	27-17 @ NYG	75,498
08/11/06	Giants	17-16 Bal.	70,249
08/19/07	Giants	13-12 Bal.	70,754
08/28/10	Ravens	24-10 Bal.	70,742

Regular Season

09/14/97	Ravens	24-23 @ NYG	69,768
12/12/04	Ravens	37-14 Bal.	69,856
11/16/08	Giants	30-10 @ NYG	78,849
12/23/12	Ravens	33-14 Bal.	71,470
10/16/16	Giants	27-23 @ NYG	78,487

Ravens Lead Postseason Series, 1-0

01/28/01	Ravens	34-7 @ NYG	71,921
		Super Bowl XXXV (Tampa, FL)	

PHILADELPHIA EAGLES HEAD COACH DOUG PEDERSON

Regular Season Series Tied, 2-2-1
Ravens Lead Preseason Series, 8-5



Preseason

08/03/96	Ravens	17-9 Bal.	63,804
08/16/97	Eagles	24-13 @ Phi.	60,939
08/24/98	Ravens	23-6 Bal.	65,970
08/12/99	Ravens	10-7 @ Phi.	43,552
08/05/00	Ravens	16-13 Bal.	65,459
08/13/01		Game Cancelled / Field Conditions	
08/23/02	Ravens	13-12 Bal.	58,443
08/20/04	Eagles	26-17 @ Phi.	67,218
08/20/05	Eagles	20-14 Bal.	70,303
08/17/06	Ravens	20-10 Bal.	70,255
08/13/07	Ravens	29-3 Bal.	72,994
08/11/11	Eagles	13-6 @ Phi.	69,144
08/22/15	Eagles	40-17 @ Phi.	69,596
08/22/19	Ravens	26-15 @ Phi.	69,696

Regular Season

11/16/97	Tie	10-10 Bal. OT	63,546
10/31/04	Eagles	15-10 @ Phi.	67,715
11/23/08	Ravens	36-7 Bal.	71,379
09/16/12	Eagles	24-23 @ Phi.	69,144
12/18/16	Ravens	27-26 Bal.	71,223

WASHINGTON FOOTBALL TEAM HEAD COACH RON RIVERA

Regular Season Series Tied, 3-3
Ravens Lead Preseason Series, 9-3



Preseason

08/23/03	Redskins	24-3 @ Was.	70,460
09/01/05	Ravens	26-20 Bal. OT	69,885
08/31/06	Ravens	17-10 @ Was.	60,326
08/25/07*	Redskins	13-7 @ Was.	60,080
08/13/09	Ravens	23-0 Bal.	70,723

*Game Terminated (3rd Qtr. / Weather Conditions)

RAVENS VS. NFC OPPONENTS

VS. NFC EAST CONT'D

08/21/10	Ravens	23-3 @ Was.	72,994
08/25/11	Ravens	34-31 Bal.	70,631
08/23/14	Ravens	23-17 Bal.	70,876
08/29/15	Redskins	31-13 Bal.	70,932
08/10/17	Ravens	23-3 Bal.	70,469
08/30/18	Ravens	30-20 Bal.	70,028
08/29/19	Ravens	20-7 @ Was.	34,282

Regular Season

10/26/97	Ravens	20-17 @ Was.	75,067
10/15/00	Redskins	10-3 @ Was.	83,252
10/10/04	Ravens	17-10 @ Was.	90,287
12/07/08	Ravens	24-10 Bal.	71,438
12/09/12	Redskins	31-28 @ Was. OT	81,178
10/09/16	Redskins	16-10 Bal.	71,318

VS. NFC WEST

ARIZONA CARDINALS HEAD COACH KLIFF KINGSBURY

Ravens Lead Regular Season Series, 5-2
Preseason Series, No Meetings



11/28/97	Cardinals	16-13 Bal.	53,976
12/17/00	Ravens	13-7 @ Ari.	37,452
10/12/03	Ravens	26-18 @ Ari.	24,193
09/23/07	Ravens	26-23 Bal.	71,372
10/30/11	Ravens	30-27 Bal.	71,022
10/26/15	Cardinals	26-18 @ Ari.	64,722
09/15/19	Ravens	23-17 Bal.	70,126

LOS ANGELES RAMS HEAD COACH SEAN MCVAY

Ravens Lead Regular Season Series, 5-2
Rams Lead Preseason Series, 5-0



Preseason

08/23/08	Rams	24-10 @ STL	60,862
09/02/10	Rams	27-21 @ STL	42,327
08/30/12	Rams	31-17 @ STL	53,371
08/29/13	Rams	24-21 @ STL	53,364
08/09/18	Ravens	33-7 Bal.	70,144

Regular Season

10/27/96	Ravens	37-31 Bal. OT	60,256
09/12/99	Rams	27-10 @ STL	62,100
11/09/03	Rams	33-22 @ STL	66,085
10/14/07	Ravens	22-3 Bal.	71,175
09/25/11	Ravens	37-7 @ STL	56,289
11/22/15	Ravens	16-13 Bal.	71,105
11/25/19	Ravens	45-6 @ LA	72,409

SAN FRANCISCO 49ERS HEAD COACH KYLE SHANAHAN

Ravens Lead Regular Season Series, 4-2
Ravens Lead Preseason Series, 1-0



Preseason

08/07/14	Ravens	23-3 Bal.	70,529
----------	--------	-----------	--------

Regular Season

11/17/96	49ers	38-20 @ SF	51,596
11/30/03	Ravens	44-6 Bal.	69,549
10/07/07	Ravens	9-7 @ SF	67,885
11/24/11	Ravens	16-6 Bal.	71,345
10/18/15	49ers	25-20 @ SF	70,799
12/01/19	Ravens	20-17 Bal.	71,029

Ravens Lead Postseason Series, 1-0

02/03/13	Ravens	34-31 vs. SF	71,024
----------	--------	--------------	--------

Super Bowl XLVII (New Orleans, LA)

SEATTLE SEAHAWKS HEAD COACH PETE CARROLL

Regular Season Series Tied, 3-3
Preseason Series, No Meetings



12/07/97	Ravens	31-24 Bal.	54,395
11/23/03	Ravens	44-41 Bal. OT	69,477
12/23/07	Seahawks	27-6 @ Sea.	68,164
11/13/11	Seahawks	22-17 @ Sea.	66,522
12/13/15	Seahawks	35-6 Bal.	71,179
10/20/19	Ravens	30-16 @ Sea.	69,012



The Ravens bested San Francisco, 34-31, in Super Bowl XLVII. It marked the first time ever that two brothers (John and Jim Harbaugh) met as head coaches in a pro championship game.

1996 STATISTICS

RESULTS AND ATTENDANCE

WON 4, LOST 12

Date	Result	Time	Opponent	Attendance
09/01	W	19-14	Oakland	64,124
09/08	L	17-31	at Pittsburgh	57,241
09/15	L	13-29	at Houston	20,082
09/22			Bye Week	
09/29	W	17-10	New Orleans	61,063
10/06	L	38-46	New England	63,569
10/13	L	21-26	at Indianapolis	56,978
10/20	L	34-45	at Denver	70,453
10/27	W	37-31 (OT)	St. Louis	60,256
11/03	L	21-24	Cincinnati	60,743
11/10	L	27-30	at Jacksonville	64,628
11/17	L	20-38	at San Francisco	51,596
11/24	L	25-28 (OT)	Jacksonville	57,384
12/01	W	31-17	Pittsburgh	51,822
12/08	L	14-21	at Cincinnati	43,022
12/15	L	16-27	at Carolina	70,075
12/22	L	21-24	Houston	52,704

TEAM STATISTICS

TOTAL FIRST DOWNS

Rushing	108
Passing	208
Penalty	22
3rd Down: Made/Att	88/201
3rd Down Pct.	43.8
4th Down: Made/Att	4/10
4th Down Pct.	40.0

TOTAL NET YARDS

Avg. Per Game	357.7
Total Plays	1024
Avg. Per Play	5.6

NET YARDS RUSHING

Avg. Per Game	109.1
Total Rushes	416

NET YARDS PASSING

Avg. Per Game	248.6
Sacked/Yards Lost	38/296
Gross Yards	4274
Att./Completions	570/335
Completion Pct.	58.8
Had Intercepted	20

PUNTS/AVERAGE

NET PUNTING AVG.

PENALTIES/YARDS

FUMBLES/BALL LOST

TOUCHDOWNS

Rushing	10
Passing	34
Returns	1

SCORE BY PERIODS

	1	2	3	4	OT	PTS
RAVENS	70	129	64	102	6	371
Opponents	88	128	92	130	3	441

SCORING

	R	P	KR	DR	PAT	FG	2R	2P	S	TP
Stover	0	0	0	0	34/35	19/25	0	0	0	91
Jackson	0	14	0	0	0/0	0/0	0	2	0	88
Alexander	0	9	0	0	0/0	0/0	0	1	0	56
Byner	4	1	0	0	0/0	0/0	0	0	0	30
Morris	4	1	0	0	0/0	0/0	0	0	0	30
Testaverde	2	0	0	0	0/0	0/0	1	0	0	14
Turner	0	2	0	0	0/0	0/0	0	0	0	12
Arvie	0	1	0	0	0/0	0/0	0	0	0	6
Caldwell	0	0	0	1	0/0	0/0	0	0	0	6
Green	0	1	0	0	0/0	0/0	0	0	0	6
Jones	0	1	0	0	0/0	0/0	0	0	0	6
Kinchen	0	1	0	0	0/0	0/0	0	0	0	6
Lewis	0	1	0	0	0/0	0/0	0	0	0	6
Ogden	0	1	0	0	0/0	0/0	0	0	0	6
Williams	0	1	0	0	0/0	0/0	0	0	0	6
Gardner	0	0	0	0	0/0	0/0	1	0	0	2
RAVENS	10	34	0	1	34/35	19/25	2	3	0	371
Opponents	18	27	0	5	41/41	28/31	3	4	1	441

2-PT. CONVERSIONS: RAVENS 5-9; Opponents 7-9

SACKS: Caldwell 4.5, Pleasant 4.0, Croel 3.0, Burnett 3.0, Williams 3.0, Thompson 3.0, Goad 3.0, Lewis 2.5, Fortune 1.0, Jones 1.0, Lyle 1.0, Brady 0.5, Footman 0.5, **RAVENS 30.0; Opponents: 38.0**

PASSING

	ATT	COMP	YARDS	COMP%	YDS/ATT
Testaverde	549	325	4177	59.2	7.61
Zeier	21	10	97	47.6	4.62
RAVENS	570	335	4274	58.8	7.50
Opponents	537	350	4115	65.2	7.66

RUSHING

	NO	YDS	AVG	LG	TD
Morris	172	737	4.3	19	4
Byner	159	634	4.0	22	4
Testaverde	34	188	5.5	42	2
Gardner	26	108	4.2	19	0
Hoard	15	61	4.1	10	0
Turner	2	12	6.0	6	0
Zeier	2	8	4.0	5	0
Hunter	1	0	0.0	0	0
Montgomery	1	0	0.0	0	0
Alexander	3	0	0.0	12	0
Lewis	1	-3	-3.0	-3	0
RAVENS	416	1745	4.2	42	10
Opponents	508	1920	3.8	71t	18

RECEIVING

	NO	YDS	AVG	LG	TD
Jackson	76	1201	15.8	86t	14
Alexander	62	1099	17.7	64t	9
Kinchen	55	581	10.6	29	1
Turner	38	461	12.1	27t	2
Byner	30	270	9.0	40	1
Morris	25	242	9.7	52t	1
Green	15	150	10.0	23	1
Williams	13	85	6.5	19	1
Gardner	7	28	4.0	7	0
Lewis	5	78	15.6	24	1
Ethridge	2	24	12.0	15	0
Bishop	2	22	11.0	13	0
Hunter	1	25	25.0	25	0
Hoard	1	4	4.0	4	0
Jones	1	2	2.0	2t	1
Ogden	1	1	1.0	1t	1
Arvie	1	1	1.0	1t	1
RAVENS	335	4274	12.8	86t	34
Opponents	350	4115	11.8	55	27

INTERCEPTIONS

	NO	YDS	AVG	LG	TD
Langham	5	59	11.8	28	0
Turner	5	1	0.2	1	0
Caldwell	1	45	45.0	45t	1
Adams	1	16	16.0	16	0
Croel	1	16	16.0	16	0
Moore	1	10	10.0	10	0
Lewis	1	0	0.0	0	0
RAVENS	15	147	9.8	45t	1
Opponents	20	349	17.5	68t	3

PUNTING

	NO	YDS	AVG	TB	IN	LG	BLK
Montgomery	68	2980	43.8	5	23	67	1
Team	1	0	0.0	0	0	0	0
RAVENS	69	2980	43.2	5	23	67	1
Opponents	68	2881	42.4	5	27	64	0

PUNT RETURNS

	RET	FC	YDS	AVG	LG	TD
Lewis	36	13	339	9.4	46	0
Alexander	1	0	15	15.0	15	0
Ethridge	1	0	3	3.0	3	0
Hunter	0	1	0	-	0	0
RAVENS	38	14	357	9.4	46	0
Opponents	27	14	273	10.1	47	0

KICKOFF RETURNS

	NO	YDS	AVG	LG	TD
Lewis	41	883	21.5	44	0
Baldwin	20	405	20.3	34	0
Hunter	9	178	19.8	29	0
Ethridge	8	171	21.4	29	0
Byner	4	61	15.3	19	0
Kinchen	1	19	19.0	19	0
Alexander	1	13	13.0	13	0
Morris	1	3	3.0	3	0
Isaia	1	2	2.0	2	0
Frederick	0	-1	0.0	-1	0
RAVENS	86	1734	20.2	44	0
Opponents	70	1402	20.0	51	0

FIELD GOALS

	1-19	20-29	30-39	40-49	50+
Stover	0/0	8/8	5/6	5/10	1/1
RAVENS	0/0	8/8	5/6	5/10	1/1
Opponents	0/0	11/11	10/11	5/7	2/2

Stover: (25,37); (29); (); (38,48SH,49WL); (); (); (45,33); (43WL,50,32WL); (); (21,21); (43,25); (21,29,41,33,49WR); (40); (45SH); (37,46,25); ()

Opponents: (); (35); (41,44); (23,38WL); (22,35,50); (27,30); (34); (50,38,36); (41,49,34); (23,33,24); (27); (29,41WL,34); (22); (49SH,23,26); (29,44); (37)

PASSING

	ATT	COMP	YARDS	COMP%	YDS/ATT	TD	TD%	INT	INT%	LG	SACK/LOST	RATING
Testaverde	549	325	4177	59.2	7.61	33	6.0	19	3.5	86t	34/270	88.7
Zeier	21	10	97	47.6	4.62	1	4.8	1	4.8	15	4/26	57.0
RAVENS	570	335	4274	58.8	7.50	34	6.0	20	3.5	86t	38/296	87.6
Opponents	537	350	4115	65.2	7.66	27	5.0	15	2.8	55	30/146	93.4



1996 STATISTICS

DEFENSIVE

PLAYER	FROM COACHES VIDEO									
	TT	SOLO	AS	SACKS	YDS	PD	FR	FF	INT	
Lewis, Ray	142	104	38	2.5	8.5	6	0	0	1	
Turner, Eric	112	80	32	0.0	0.0	15	0	0	5	
Moore, Stevon	108	78	30	0.0	0.0	5	1	0	1	
Croel, Mike	81	56	25	3.0	11.0	1	0	2	1	
Caldwell, Mike	76	49	27	4.5	35.5	3	0	1	1	
Brady, Donny	66	53	13	0.5	4.5	10	1	0	0	
Jones, James	59	37	22	1.0	5.0	3	0	1	0	
Langham, Antonio	47	39	8	0.0	0.0	21	0	0	5	
Goganious, Keith	47	33	14	0.0	0.0	0	0	0	0	
Sutter, Ed	46	25	21	0.0	0.0	2	0	0	0	
Williams, Jerrol	43	30	13	3.0	8.0	0	1	2	0	
Goad, Tim	42	29	13	3.0	19.0	1	0	0	0	
Frederick, Mike	37	23	14	0.0	0.0	1	0	0	0	
Pleasant, Anthony	33	28	5	4.0	23.0	1	1	0	0	
Footman, Dan	32	22	10	0.5	1.5	1	0	2	0	
Adams, Vashone	29	23	6	0.0	0.0	4	0	0	1	
Burnett, Rob	29	20	9	3.0	17.0	0	0	1	0	
Jenkins, Deron	24	19	5	0.0	0.0	2	1	1	0	
Booth, Issac	18	15	3	0.0	0.0	6	0	0	0	
Fortune, Elliott	16	11	5	1.0	4.0	0	0	0	0	
Thompson, Bennie	15	10	5	3.0	5.0	2	0	0	0	
Lyle, Rick	12	7	5	1.0	4.0	0	0	0	0	
Brew, Dorian	4	4	0	0.0	0.0	0	0	0	0	
Turner, Floyd	0	0	0	0.0	0.0	0	0	1	0	
Powell, Craig	0	0	0	0.0	0.0	0	0	0	0	

SPECIAL TEAMS

PLAYER	FROM COACHES VIDEO					
	TT	SOLO	AS	FR	FF	BK
Thompson, Bennie	15	10	5	0	0	0
Gardner, Carwell	13	8	5	0	0	0
Sutter, Ed	11	8	3	1	0	0
Adams, Vashone	11	6	5	0	0	0
Jenkins, Deron	10	7	3	0	2	0
Goganious, Keith	10	6	4	0	0	0
Powell, Craig	8	7	1	0	0	0
Langham, Antonio	7	4	3	0	1	0
Clark, Sedic	6	5	1	0	0	0
Kinchen, Brian	6	3	3	0	0	0
Booth, Issac	5	4	1	0	0	0
Daniels, Dexter	5	3	2	0	0	0
Williams, Jerrol	5	2	3	0	0	0
Byner, Earnest	4	4	0	0	0	0
Dowden, Corey	4	2	2	0	0	0
Brady, Donny	3	3	0	0	0	0
Brew, Dorian	3	2	1	0	0	0
Ethridge, Ray	2	2	0	1	0	0
Lewis, Jermaine	2	2	0	0	0	0
Baldwin, Randy	2	2	0	0	0	0
Hartley, Frank	2	1	1	0	0	0
Stover, Matt	1	1	0	0	0	0
Lewis, Ray	1	1	0	0	0	0
Moore, Stevon	1	0	1	0	0	0

TOP THREE

SOLO	SACKS	FF	FR	PD
104 Ray Lewis	4.5 Mike Caldwell	2 Mike Croel	1 5 players tied	21 Antonio Langham
80 Eric Turner	4 Anthony Pleasant	2 Dan Footman		15 Eric Turner
78 Stevon Moore	5 3 players tied	2 Jerrol Williams		10 Donny Brady

USUAL STARTERS

OFFENSE			DEFENSE		
WR1	81	Michael Jackson	LDE	90	Rob Burnett
WR2	82	Derrick Alexander	NT	97	James Jones
LT	66	Tony Jones	RDE	99	Anthony Pleasant
LG	75	Jonathan Ogden	LOLB	51	Mike Croel
C	61	Steve Everitt	LILB	52	Ray Lewis
	63	Wally Williams	RILB	56	Mike Caldwell
RG	69	Jeff Blackshear	ROLB	57	Jerrol Williams
	63	Wally Williams		50	Keith Goganious
RT	77	Orlando Brown	LCB	38	Antonio Langham
TE	88	Brian Kinchen	RCB	24	Donny Brady
QB	12	Vinny Testaverde	SS	27	Stevon Moore
RB	33	Bam Morris	FS	29	Eric Turner
	21	Earnest Byner			
FB	35	Carwell Gardner			

COACHES

Ted Marchibroda, Head Coach; **Kirk Ferentz**, Assistant Head Coach; **Offense**; **Marvin Lewis**, Defensive Coordinator; **Maxie Baughan**, Linebackers; **Jacob Burney**, Defensive Line; **Pat Hill**, Tight Ends/Offensive Line; **Al Lavan**, Running Backs; **Scott O'Brien**, Special Teams; **Alvin Reynolds**, Secondary; **Mike Sheppard**, Wide Receivers; **Jerry Simmons**, Strength and Conditioning; **Don Stock**, Quarterbacks; **Eric Mangini**, Quality Control/Offense; **Jim Schwartz**, Quality Control/Defense; **John Settle**, Quality Control/Special Teams

RAVENS HONOR ROLL

Pro Bowl: S Eric Turner (2nd alternate, started); QB Vinny Testaverde (3rd QB)
All-Pro: LG Jonathan Ogden (SI, The Dallas Morning News)
Ravens Roost Unsung Hero: RB Earnest Byner
Ravens Roost Extra Effort Award: TE Brian Kinchen
Ed Block Courage Award: DE Anthony Pleasant

SEASON TRENDS

Record	4-12	Trailing at Halftime	2-8
vs. AFC Central	1-7	Leading After 3 Quarters	2-4
vs. AFC	2-10	Trailing After 3 Quarters	2-8
vs. NFC	2-2	Winning Coin Toss	2-6
Home	4-4	Losing Coin Toss	2-6
Away	0-8	Decided by 7 Points or Less	3-6
On Grass	4-8	Decided by 3 Points or Less	0-4
Artificial Turf	0-4	When Scoring First	3-5
Outdoors	4-10	When Not Scoring First	1-7
Indoors	0-2	Overtime	1-1
Leading at Halftime	2-4	Preseason	3-1



1997 STATISTICS

RESULTS AND ATTENDANCE

WON 6, LOST 9, TIED 1

08/31	L	27-28	Jacksonville	61,018
09/07	W	23-10	Cincinnati	52,968
09/14	W	24-23	at New York	69,768
09/21	W	36-10	at Tennessee	17,737
09/28	L	17-21	at San Diego	54,094
10/05	L	34-42	Pittsburgh	64,421
10/12			Bye Week	
10/19	L	13-24	Miami	64,354
10/26	W	20-17	at Washington	75,067
11/02	L	16-19 (OT)	at New York Jets	77,716
11/09	L	0-37	at Pittsburgh	56,669
11/16	T	10-10 (OT)	Philadelphia	63,546
11/23	L	13-16	Arizona	53,976
11/30	L	27-29	at Jacksonville	63,712
12/07	W	31-24	Seattle	54,395
12/14	W	21-19	Tennessee	60,558
12/21	L	14-16	at Cincinnati	50,917

TEAM STATISTICS

TOTAL FIRST DOWNS

	RAVENS	OPPONENT
Rushing	99	101
Passing	176	180
Penalty	17	25
3rd Down: Made/Att	82/227	94/233
3rd Down Pct.	36.1	40.3
4th Down: Made/Att	12/21	7/14
4th Down Pct.	57.1	50.0
TOTAL NET YARDS	5291	5363
Avg. Per Game	330.7	335.2
Total Plays	1043	1068
Avg. Per Play	5.1	5.0
NET YARDS RUSHING	1589	1690
Avg. Per Game	99.3	105.6
Total Rushes	420	470
NET YARDS PASSING	3702	3673
Avg. Per Game	231.4	229.6
Sacked/Yards Lost	37/227	42/293
Gross Yards	3929	3966
Att./Completions	586/338	556/332
Completion Pct.	57.7	59.7
Had Intercepted	16	17
PUNTS/AVERAGE	83/42.7	82/44.0
NET PUNTING AVG.	36.6	35.5
PENALTIES/YARDS	101/777	106/822
FUMBLES/BALL LOST	37/11	23/11
TOUCHDOWNS	35	39
Rushing	7	17
Passing	25	20
Returns	3	2

SCORE BY PERIODS

	1	2	3	4	OT	PTS
RAVENS	67	98	58	103	0	326
Opponents	89	92	81	80	3	345

SCORING

	R	P	KR	DR	PAT	FG	2R	2P	S	TP
Stover	0	0	0	0	32/32	26/34	0	0	0	110
Alexander	0	9	0	0	0/0	0/0	0	0	0	54
Lewis	0	6	2	0	0/0	0/0	0	0	0	48
Green	0	5	0	0	0/0	0/0	0	0	0	30
Jackson	0	4	0	0	0/0	0/0	0	1	0	26
Morris	4	0	0	0	0/0	0/0	0	0	0	24
Graham	2	0	0	0	0/0	0/0	0	0	0	12
Cotton	1	0	0	0	0/0	0/0	0	0	0	6
Kinchen	0	1	0	0	0/0	0/0	0	0	0	6
Langham	0	0	0	1	0/0	0/0	0	0	0	6
Byner	0	0	0	0	0/0	0/0	0	1	0	2
Team Stat	0	0	0	0	0/0	0/0	0	0	1	2
RAVENS	7	25	2	1	32/32	26/34	0	2	1	326
Opponents	17	20	1	1	33/35	24/34	1	1	1	345

2-PT. CONVERSIONS: RAVENS 2-3; OPPONENTS 2-4

SACKS: Boulware 11.5, McCrary 9.0, Jones 6.0, Burnett 4.0, Lewis 4.0, Sharper 3.0, Washington 2.0, Herring 1.0, Langham 1.0, Brown 0.5
RAVENS 42.0; Opponents: 37.0

PASSING

	ATT	COMP	YARDS	COMP%	YDS/ATT	TD	TD%	INT	INT%	LG	SACK/LOST	RATING
Testaverde	470	271	2971	57.7	6.32	18	3.8	15	3.2	54t	20/129	75.9
Zeier	116	67	958	57.8	8.26	7	6.0	1	0.9	92	17/98	101.1
RAVENS	586	338	3929	57.7	6.70	25	4.3	16	2.7	92	37/227	80.9
Opponents	556	332	3966	59.7	7.13	20	3.6	17	3.1	77t	42/293	80.8

RUSHING

	NO	YDS	AVG	LG	TD
Morris	204	774	3.8	25	4
Byner	84	313	3.7	19	0
Graham	81	299	3.7	19	2
Testaverde	34	138	4.1	16	0
Lewis	3	35	11.7	24	0
Zeier	10	17	1.7	12	0
Montgomery	1	11	11.0	11	0
Cotton	2	2	1.0	1t	1
Alexander	1	0	0.0	0	0
RAVENS	420	1589	3.8	25	7
Opponents	470	1690	3.6	74t	17

RECEIVING

	NO	YDS	AVG	LG	TD
Jackson	69	918	13.3	54t	4
Alexander	65	1009	15.5	92	9
Green	65	601	9.2	37t	5
Lewis	42	648	15.4	42t	6
Morris	29	176	6.1	15	0
Byner	21	128	6.1	17	0
Yarborough	16	183	11.4	26	0
Graham	12	51	4.3	19	0
Kinchen	11	95	8.6	24t	1
Roe	7	124	17.7	29	0
Testaverde	1	-4	-4.0	-4	0
RAVENS	338	3929	11.6	92	25
Opponents	332	3966	11.9	77	20

INTERCEPTIONS

	NO	YDS	AVG	LG	TD
Moore	4	56	14.0	38	0
Daniel	3	60	20.0	43	0
Langham	3	40	13.3	40t	1
Staten	2	12	6.0	9	0
Brown	1	21	21.0	21	0
Lewis	1	18	18.0	18	0
Jones	1	15	15.0	15	0
Jenkins	1	15	15.0	15	0
Sharper	1	4	4.0	0	0
RAVENS	17	241	14.2	43	1
Opponents	16	118	7.4	42	0

PUNTING

	NO	YDS	AVG	TB	IN	LG	BLK
Montgomery	83	3540	42.7	2	24	60	0
RAVENS	83	3540	42.7	2	24	60	0
Opponents	82	3611	44.0	7	24	63	0

PUNT RETURNS

	RET	FC	YDS	AVG	LG	TD
Lewis	28	13	437	15.6	89t	2
Roe	8	0	72	9.0	14	0
Ethridge	5	1	21	4.2	16	0
Alexander	1	0	34	34.0	34	0
RAVENS	42	14	564	13.4	89t	2
Opponents	53	11	460	8.7	60	0

KICKOFF RETURNS

	NO	YDS	AVG	LG	TD
Lewis	41	905	22.1	51	0
Roe	9	189	21.0	33	0
Graham	6	115	19.2	24	0
Brew	5	88	17.6	24	0
Singleton	4	64	16.0	19	0
Ethridge	2	37	18.5	22	0
Morris	1	23	23.0	23	0
Holmes	1	14	14.0	14	0
McCloud	1	0	0.0	0	0
Byner	1	0	0.0	0	0
RAVENS	71	1435	20.2	51	0
Opponents	59	1323	22.4	97t	0

FIELD GOALS

	1-19	20-29	30-39	40-49	50+
Stover	0/0	8/9	12/12	6/11	0/2
RAVENS	0/0	8/9	12/12	6/11	0/2
Opponents	0/0	10/10	6/6	7/16	1/2

Stover: (33,25);(37,32,41);(37);(38,46WL,42,49,34,36); (47,35,28);(34); (38,23);(48SH,34,28);(41,22,24);();(23,53WR);(46,34);();(24,45WR,42 WR);(50BL,27BL); (44WR)

Opponents: (43WL);(46,51WL,43WL,46BL);(41WR,27,41WR);(45, 41WR); (49WL);();(23);(26);(47WR,28,33,31,37);(52,22,39);(33,40 WL);(22,27,43); (41,42,31,29,22); (); (25,40); (44)



1997 STATISTICS

DEFENSIVE

PLAYER	FROM COACHES VIDEO									
	TT	SOLO	AS	SACKS	YDS	PD	FR	FF	INT	
Lewis, Ray	210	163	47	4.0	27.0	9	0	1	1	
Moore, Stevon	86	63	23	0.0	0.0	9	0	2	4	
McCrary, Micheal	80	59	21	9.0	70.5	2	2	0	0	
Sharper, Jamie	79	57	22	3.0	24.0	3	0	1	1	
Jones, James	75	50	25	6.0	44.0	1	1	3	0	
Boulware, Peter	66	42	24	11.5	70.5	0	0	1	0	
Burnett, Rob	59	40	19	4.0	36.0	1	1	1	0	
Langham, Antonio	51	41	10	1.0	0.0	14	0	1	3	
Herring, Kim	51	34	17	1.0	4.0	1	0	1	0	
Jenkins, DeRon	44	40	4	0.0	0.0	7	1	0	1	
Siragusa, Tony	44	30	14	0.0	0.0	2	1	0	0	
Jones, Rondell	40	32	8	0.0	0.0	4	1	0	1	
Webster, Larry	34	25	9	0.0	0.0	0	0	0	0	
Brady, Donny	33	29	4	0.0	0.0	7	1	0	0	
Staten, Ralph	30	22	8	0.0	0.0	6	0	0	2	
Washington, Keith	24	17	7	2.0	16.0	1	0	1	0	
Brown, Cornell	17	12	5	0.5	1.0	2	0	2	1	
Daniel, Eugene	17	9	8	0.0	0.0	7	0	0	3	
Frederick, Mike	10	8	2	0.0	0.0	1	1	0	0	
McCloud, Tyrus	9	5	4	0.0	0.0	1	0	0	0	
Ward, Chris	3	3	0	0.0	0.0	0	0	0	0	
Thompson, Bennie	3	3	0	0.0	0.0	1	0	0	0	
Brew, Dorian	3	2	1	0.0	0.0	0	0	0	0	
Williams, John	2	2	0	0.0	0.0	2	0	0	0	
Taylor, Leland	1	0	1	0.0	0.0	0	0	0	0	

SPECIAL TEAMS

PLAYER	FROM COACHES VIDEO					
	TT	SOLO	AS	FR	FF	BK
Brady, Donny	19	17	2	0	0	0
Thompson, Bennie	18	18	0	2	1	0
Herring, Kim	10	9	1	1	0	0
Vinson, Tony	9	9	0	0	0	0
McCloud, Tyrus	9	7	2	1	0	0
Brown, Cornell	8	8	0	0	0	0
Williams, John	7	7	0	0	0	0
Washington, Keith	5	5	0	0	0	0
Jenkins, DeRon	5	4	1	0	0	0
Kinchen, Brian	4	3	1	0	1	0
Moore, Stevon	3	3	0	0	0	0
Byner, Earnest	2	2	0	2	0	0
Graham, Jay	2	2	0	1	0	0
Sharper, Jamie	2	2	0	0	0	0
Langham, Antonio	2	2	0	0	0	0
Holmes, Priest	2	2	0	0	0	0
Jones, Rondell	2	1	1	0	0	1
Brew, Dorian	1	1	0	0	0	0
Peters, Tyrell	1	1	0	0	0	0
Montgomery, Greg	1	1	0	0	0	0
Ethridge, Ray	1	1	0	0	0	0
Stover, Matt	1	1	0	0	0	0
Cotton, Kenyon	1	0	1	0	0	0
Staten, Ralph	1	0	1	0	0	0
Ofofiele, A.J.	1	0	1	0	0	0
Burnett, Rob	0	0	0	0	0	1

TOP THREE

SOLO	SACKS	FF	FR	PD
163 Ray Lewis	11.5 Peter Boulware	3 James Jones	2 Michael McCrary	14 Antonio Langham
63 Stevon Moore	9.0 Michael McCrary	2 Cornell Brown	1 7 players tied	9 Ray Lewis
59 Michael McCrary	6.0 James Jones	2 Stevon Moore		9 Stevon Moore

USUAL STARTERS

OFFENSE		DEFENSE	
WR1	81 Michael Jackson	LDE	90 Rob Burnett
WR2	82 Derrick Alexander	LDT	97 James Jones
LT	75 Jonathan Ogden	RDT	98 Tony Siragusa
LG	65 Ben Cavil	RDE	99 Michael McCrary
	62 Leo Goeas	LLB	58 Peter Boulware
C	63 Wally Williams	MLB	52 Ray Lewis
	67 Quentin Neujahr	RLB	55 Jamie Sharper
RG	69 Jeff Blackshear	LCB	38 Antonio Langham
RT	77 Orlando Brown	RCB	25 DeRon Jenkins
TE	86 Eric Green		30 Eugene Daniel
QB	12 Vinny Testaverde	SS	27 Stevon Moore
WR3	84 Jermaine Lewis	FS	31 Rondell Jones
RB	33 Bam Morris		20 Kim Herring

COACHES

Ted Marchibroda, Head Coach; **Kirk Ferentz**, Assistant Head Coach-Offense; **Marvin Lewis**, Defensive Coordinator; **Maxie Baughan**, Linebackers; **Jacob Burney**, Defensive Line; **Al Lavan**, Running Backs; **Scott O'Brien**, Special Teams; **Alvin Reynolds**, Secondary; **Richard Mann**, Wide Receivers; **Jerry Simmons**, Strength and Conditioning; **Don Strook**, Quarterbacks; **Ken Whisenhunt**, Tight Ends; **Lester Erb**, Quality Control/Offense; **Jim Schwartz**, Quality Control/Defense; **John Settle**, Quality Control/Special Teams

RAVENS HONOR ROLL

NFL Defensive Rookie of the Year: LB Peter Boulware
Pro Bowl: OT Jonathan Ogden (starter), Ray Lewis (1st alternate, played in game)
All-Pro: OT Jonathan Ogden (SI, TSN, PFW, CPFW, FD), LB Ray Lewis (SI, CPFW)
Ravens Roost Unsung Hero: S Stevon Moore
Ravens Roost Extra Effort Award: S Bennie Thompson
Ed Block Courage Award: OL Wally Williams

SEASON TRENDS

Record	6-9-1	Leading After 3 Quarters	4-3-1
vs. AFC Central	3-5	Trailing After 3 Quarters	1-6
vs. AFC	4-8	Winning Coin Toss	2-4
vs. NFC	2-1-1	Losing Coin Toss	4-5-1
Home	3-4-1	Decided by 8 Points or less	4-7
Away	3-5	Decided by 3 Points or less	3-5-1
On Grass	5-6-1	When Scoring First	4-3-1
Artificial Turf	1-3	When Not Scoring First	2-6
Outdoors	6-9-1	Overtime	0-1-1
Indoors	0-0	Preseason	0-4
Leading at Halftime	4-1-1	When Allowing a 100-Yard Rusher	1-3
Tied at Halftime	1-1	When Allowing a 100-Yard Receiver	1-6
Trailing at Halftime	1-7	When Not Allowing a 100-Yard Rusher	5-6-1
Tied After 3 Quarters	1-0	When Not Allowing a 100-Yard Receiver	5-3-1



1998 STATISTICS

RESULTS AND ATTENDANCE

WON 6, LOST 10

Date	Result	Opponent	Attendance
09/06	L	Pittsburgh	68,847
09/13	W	at New York Jets	70,063
09/20	L	at Jacksonville	67,069
09/27	W	Cincinnati	68,154
10/04		Bye Week	
10/11	L	Tennessee	68,561
10/18	L	at Pittsburgh	58,620
10/25	L	at Green Bay	59,860
11/01	L	Jacksonville	68,915
11/08	W	Oakland	69,037
11/15	L	at San Diego	54,388
11/22	W	at Cincinnati	52,571
11/29	W	Indianapolis	68,898
12/06	L	at Tennessee	31,124
12/13	L	Minnesota	69,074
12/20	L	at Chicago	40,853
12/27	W	Detroit	68,045

TEAM STATISTICS

TOTAL FIRST DOWNS

Category	RAVENS	OPPONENT
Rushing	86	90
Passing	140	180
Penalty	17	28
3rd Down: Made/Att	64/207	93/237
3rd Down Pct.	30.9	39.2
4th Down: Made/Att	6/15	4/11
4th Down Pct.	40.0	36.4

TOTAL NET YARDS

Category	RAVENS	OPPONENT
Avg. Per Game	281.1	331.1
Total Plays	926	1050
Avg. Per Play	4.9	5.0

NET YARDS RUSHING

Category	RAVENS	OPPONENT
Avg. Per Game	101.8	106.6
Total Rushes	408	472

NET YARDS PASSING

Category	RAVENS	OPPONENT
Avg. Per Game	179.3	224.5
Sacked/Yards Lost	41/283	39/286
Gross Yards	3152	3878
Att./Completions	477/272	539/316
Completion Pct.	57.0	58.6
Had Intercepted	15	17

PUNTS/AVERAGE

Category	RAVENS	OPPONENT
NET PUNTING AVG.	38.3	33.6

PENALTIES/YARDS

Category	RAVENS	OPPONENT
FUMBLES/BALL LOST	113/908	123/1013

TOUCHDOWNS

Category	RAVENS	OPPONENT
Rushing	7	12
Passing	16	20
Returns	6	5

SCORE BY PERIODS

	1	2	3	4	OT	PTS
RAVENS	79	63	41	86	0	269
Opponents	96	104	85	50	0	335

SCORING

Player	R	P	KR	DR	PAT	FG	2R	2P	S	TP
Stover	0	0	0	0	24/24	21/28	0	0	0	87
Lewis	0	6	2	0	0/0	0/0	0	0	0	48
Holmes	7	0	0	0	0/0	0/0	0	0	0	42
Turner	0	5	0	0	0/0	0/0	0	2	0	34
Johnson	0	1	1	0	0/0	0/0	0	0	0	12
Potts	0	2	0	0	0/0	0/0	0	0	0	12
Woodson	0	0	0	2	0/0	0/0	0	0	0	12
Green	0	1	0	0	0/0	0/0	0	0	0	6
Harris	0	0	1	0	0/0	0/0	0	0	0	6
Roe	0	1	0	0	0/0	0/0	0	0	0	6
Burnett	0	0	0	0	0/0	0/0	0	0	1	2
Stat	0	0	0	0	0/0	0/0	0	0	1	2
RAVENS	7	16	4	2	24/24	21/28	0	2	2	269
Opponents	12	20	3	2	35/35	26/30	0	0	0	335

2-PT. CONVERSIONS: RAVENS 2-5; OPPONENTS 0-2

SACKS: McCrary 14.5, Boulware 8.5, Jones 5.5, Lewis 3.0, Burnett 2.5, Brady 1.0, Harris 1.0, Sharper 1.0, Staten 1.0, Washington 1.0
RAVENS 39.0; Opponents: 41.0

PASSING

Player	ATT	COMP	YARDS	COMP%	YDS/ATT	TD	TD%	INT	INT%	LG	SACK/LOST	RATING
Harbaugh	293	164	1839	56.0	6.28	12	4.1	11	3.8	66t	23/145	72.9
Zeier	181	107	1312	59.1	7.25	4	2.2	3	1.7	73t	18/138	82.0
Richardson	2	1	1	50.0	0.50	0	0.0	0	0.0	1	0/0	56.3
Holmes	1	0	0	0.0	0.00	0	0.0	1	100.0	0	0/0	0.0
RAVENS	477	272	3152	57.0	6.61	16	3.4	15	3.1	73t	41/283	75.2
Opponents	539	316	3878	58.6	7.19	20	3.7	17	3.2	78t	39/286	80.1

RUSHING

Player	NO	YDS	AVG	LG	TD
Holmes	233	1008	4.3	56	7
Rhett	44	180	4.1	46	0
Harbaugh	40	172	4.3	15	0
Potts	36	115	3.2	33	0
Graham	35	109	3.1	12	0
Lewis	5	20	4.0	9	0
Zeier	11	17	1.5	7	0
Cotton	2	8	4.0	7	0
Mitchell	1	0	0.0	0	0
Richardson, W.	1	0	0.0	0	0
Richardson, K.	1	0	0.0	0	0
RAVENS	408	1629	4.0	56	7
Opponents	472	1705	3.6	68t	12

RECEIVING

Player	NO	YDS	AVG	LG	TD
Holmes	43	260	6.0	25	0
Lewis	41	784	19.1	73t	6
Jackson	38	477	12.6	53	0
Green	34	422	12.4	56	1
Turner	32	512	16.0	66t	5
Potts	30	168	5.6	18	2
Kinchen	13	110	8.5	24	0
Johnson	12	159	13.3	35	1
Rhett	11	65	5.9	16	0
Roe	8	115	14.4	27	1
Graham	5	41	8.2	14	0
Yarborough	4	39	9.8	18	0
Atkins	1	0	0.0	0	0
RAVENS	272	3152	11.6	73t	16
Opponents	316	3878	12.3	78t	20

INTERCEPTIONS

Player	NO	YDS	AVG	LG	TD
Woodson	6	108	18.0	60t	2
Starks	5	3	0.6	2	0
Staten	3	25	8.3	14	0
Lewis	2	25	12.5	26	0
Jenkins	1	0	0.0	0	0
RAVENS	17	161	9.5	60t	2
Opponents	15	148	9.9	43	0

PUNTING

Player	NO	YDS	AVG	TB	IN	LG	BLK
Montgomery	83	3540	42.7	2	24	60	0
RAVENS	83	3540	42.7	2	24	60	0
Opponents	82	3611	44.0	7	24	63	0

PUNT RETURNS

Player	RET	FC	YDS	AVG	LG	TD
Lewis	32	10	405	12.7	87t	2
Roe	9	2	87	9.7	19	0
Thompson	1	0	43	43.0	43	0
Johnson	1	0	6	6.0	6	0
RAVENS	43	12	541	12.6	87t	2
Opponents	40	24	284	7.1	71t	1

KICKOFF RETURNS

Player	NO	YDS	AVG	LG	TD
Harris	35	965	27.6	95t	1
Johnson	16	399	24.9	97t	1
Lewis	6	145	24.2	37	0
Graham	3	52	17.3	22	0
Roe	2	40	20.0	27	0
Cotton	2	33	16.5	18	0
Kinchen	2	33	16.5	21	0
Holmes	2	30	15.0	19	0
Potts	1	3	3.0	3	0
RAVENS	69	1700	24.6	97t	2
Opponents	57	1168	20.5	97t	2

FIELD GOALS

Player	1-19	20-29	30-39	40-49	50+
Stover	0/0	6/6	5/5	10/17	0/0
RAVENS	0/0	6/6	5/5	10/17	0/0
Opponents	0/0	8/9	6/6	11/12	1/3

Stover: (41,42WR,42WL,45WL,25);(29,44WR);(25);(46); (21,45);(41,40); (38,45WL);();(41WL,30,30);(42,42);(34,23); (43,48,47);();(45BL,27);(30)

Opponents: (27,49);(60SH,20);(34,25BL);(48);(26,42WL,29);(41,42,40); ();(33);(23);();(40,34);(53,52BL);(48,48,34); (43,31,45,24,46,20);(20);(39)



1998 STATISTICS

DEFENSIVE

FROM COACHES VIDEO

PLAYER	TT	SOLO	AS	SACKS	YDS	PD	FR	FF	INT
Lewis, Ray	154	119	35	3.0	14.0	10	0	1	2
McCrory, Michael	102	68	34	14.5	124.0	1	0	1	0
Moore, Stevon	96	70	26	0.0	0.0	5	0	0	0
Woodson, Rod	84	74	10	0.0	0.0	23	0	0	6
Sharper, Jamie	84	49	35	1.0	14.0	3	0	0	0
Boulware, Peter	83	41	42	8.5	49.5	6	1	0	0
Jones, James	75	43	32	5.5	41.0	1	1	1	0
Burnett, Rob	70	46	24	2.5	24.5	0	1	0	0
Siragusa, Tony	68	40	28	0.0	0.0	2	1	1	0
Harris, Corey	54	43	11	1.0	8.0	1	0	1	0
Starks, Duane	50	43	7	0.0	0.0	19	0	2	5
Jenkins, DeRon	42	38	4	0.0	0.0	17	0	0	1
Staten, Ralph	35	27	8	1.0	3.0	8	0	0	3
McCloud, Tyrus	26	20	6	0.0	0.0	1	0	0	0
Herring, Kim	23	18	5	0.0	0.0	1	0	0	0
Washington, Keith	15	12	3	1.0	7.0	1	0	0	0
Webster, Larry	15	9	6	0.0	0.0	0	0	0	0
Olsavsky, Jerry	13	9	4	0.0	0.0	0	0	1	0
Brown, Cornell	10	6	4	0.0	0.0	0	0	0	0
Brady, Donny	4	3	1	1.0	8.0	0	0	0	0
Dalton, Lional	4	2	2	0.0	0.0	0	0	1	0
Frederick, Mike	2	2	0	0.0	0.0	0	0	0	0
Peters, Tyrell	1	0	1	0.0	0.0	0	0	0	0
Williams, John	0	0	0	0.0	0.0	1	0	0	0

SPECIAL TEAMS

FROM COACHES VIDEO

PLAYER	TT	SOLO	AS	FR	FF	BK
Thompson, Bennie	22	15	7	0	0	0
Williams, John	20	15	5	1	0	0
Brady, Donny	14	9	5	0	0	0
Brown, Cornell	11	9	2	0	1	0
Olsavsky, Jerry	8	4	4	0	0	0
Kopp, Jeff	7	5	2	0	0	0
Peters, Tyrell	7	4	3	0	0	0
Starks, Duane	6	6	0	0	0	0
Harris, Corey	6	5	1	0	1	0
Washington, Keith	6	5	1	0	0	0
Kinchen, Brian	6	3	3	0	0	0
Holmes, Priest	5	2	3	0	0	0
Herring, Kim	3	2	1	0	0	0
Staten, Ralph	3	2	1	0	0	0
Stover, Matt	2	2	0	0	0	0
Sharper, Jamie	1	1	0	0	0	0
McCloud, Tyrus	1	1	0	0	0	0
LeBel, Harper	1	1	0	0	0	0
Richardson, Kyle	1	1	0	0	0	0
Yarborough, Ryan	1	1	0	0	0	0
Rhett, Errict	1	1	0	0	0	0
Cotton, Kenyon	1	0	1	0	0	0
Woodson, Rod	0	0	0	0	0	2

TOP THREE

SOLO	SACKS	FF	FR	PD
119 Ray Lewis	14.5 Michael McCrory	2 Duane Starks	1 4 players tied	23 Rod Woodson
74 Rod Woodson	8.5 Peter Boulware	1 7 players tied		19 Duane Starks
70 Stevon Moore	5.5 James Jones			17 DeRon Jenkins

USUAL STARTERS

OFFENSE		DEFENSE	
WR1	81 Michael Jackson	LDE	90 Rob Burnett
WR2	84 Jermaine Lewis	LDT	97 James Jones
LT	75 Jonathan Ogden	RDT	98 Tony Siragusa
LG	63 Wally Williams	RDE	99 Michael McCrory
	65 Ben Cavit	LLB	58 Peter Boulware
C	60 Jeff Mitchell	MLB	52 Ray Lewis
	63 Wally Williams	RLB	55 Jamie Sharper
RG	69 Jeff Blackshear	LCB	26 Rod Woodson
RT	77 Orlando Brown	RCB	25 DeRon Jenkins
TE	86 Eric Green		22 Duane Starks
QB	4 Jim Harbaugh	SS	27 Stevon Moore
RB	33 Priest Holmes	FS	20 Kim Herring
FB	42 Roosevelt Potts		45 Corey Harris

COACHES

Ted Marchibroda, Head Coach; **Kirk Ferentz**, Assistant Head Coach
 Offense; **Marvin Lewis**, Defensive Coordinator; **Maxie Baughan**,
 Linebackers; **Jacob Burney**, Defensive Line; **Al Lavan**, Running Backs;
Scott O'Brien, Special Teams; **Alvin Reynolds**, Secondary; **Richard
 Mann**, Wide Receivers; **Jerry Simmons**, Strength and Conditioning;
Don Strock, Quarterbacks; **Ken Whisenhunt**, Tight Ends; **Lester Erb**,
 Quality Control/Offense; **Jim Schwartz**, Quality Control/Defense; **Darrin
 Simmons**, Quality Control/Special Teams

RAVENS HONOR ROLL

Pro Bowl: OT Jonathan Ogden (starter); DE Michael McCrory (starter); LB Ray Lewis (2nd team); WR/PR Jermaine Lewis (selected as returner);
 S Bennie Thompson (selected as special teams performer), LB Peter Boulware (needs player)
All-Pro: WR Jermaine Lewis (AP, TSN); LB Ray Lewis (SI, TSN, USA, AP-2nd team); DE Michael McCrory (SI, TSN); OT Jonathan Ogden
 (SI, CPFW, AP-2nd team), S Bennie Thompson (PFW special teams)
Quarterback Club MVP: WR/RS Jermaine Lewis
Ravens Roost Unsung Hero: OG Jeff Blackshear
Ravens Roost Extra Effort Award: DE Michael McCrory
Ed Block Courage Award: S Stevon Moore

SEASON TRENDS

Record	6-10	Winning Coin Toss	3-6
vs. AFC Central	2-6	Losing Coin Toss	3-4
vs. AFC	5-7	Decided by 8 Points or less	3-4
vs. NFC	1-3	Decided by 3 Points or less	1-2
Home	4-4	When Scoring First	5-2
Away	2-6	When Not Scoring First	1-8
On Grass	4-8	Overtime	0-0
Artificial Turf	2-2	Preseason	4-0
Outdoors	6-10	With a 100-Yard Rusher	4-0
Indoors	0-0	With a 100-Yard Receiver	1-3
Leading at Halftime	5-1	Without a 100-yard Rusher	2-10
Tied at Halftime	0-2	Without a 100-yard Receiver	5-7
Trailing at Halftime	1-7	When Allowing a 100-Yard Rusher	2-3
Tied After 3 Quarters	0-0	When Allowing a 100-Yard Receiver	4-2
Leading After 3 Quarters	5-1	When Not Allowing a 100-Yard Rusher	4-7
Trailing After 3 Quarters	1-9	When Not Allowing a 100-Yard Receiver	2-8

1999 STATISTICS

RESULTS AND ATTENDANCE

WON 8, LOST 8

09/12	L	10-27	at St. Louis	62,100
09/19	L	20-23	Pittsburgh	68,965
09/26	W	17-10	Cleveland	68,803
10/03	W	19-13 (OT)	at Atlanta	50,712
10/10	L	11-14	at Tennessee	65,486
10/17			Bye Week	
10/21	L	8-35	Kansas City	68,771
10/31	L	10-13	Buffalo	68,673
11/07	W	41-9	at Cleveland	72,898
11/14	L	3-6	at Jacksonville	67,391
11/21	W	34-31	at Cincinnati	43,279
11/28	L	23-30	Jacksonville	68,428
12/05	W	41-14	Tennessee	67,854
12/12	W	31-24	at Pittsburgh	46,715
12/19	W	31-8	New Orleans	67,597
12/26	W	22-0	Cincinnati	68,036
01/02	L	3-20	at New England	50,263

TEAM STATISTICS

TOTAL FIRST DOWNS

	RAVENS	OPPONENT
Rushing	87	70
Passing	148	158
Penalty	24	32
3rd Down: Made/Att	65/229	86/252
3rd Down Pct.	28.4	34.1
4th Down: Made/Att	3/11	7/15
4th Down Pct.	27.3	46.7

TOTAL NET YARDS

	RAVENS	OPPONENT
Avg. Per Game	298.6	263.9
Total Plays	1033	1040
Avg. Per Play	4.6	4.1

NET YARDS RUSHING

	RAVENS	OPPONENT
Avg. Per Game	109.6	76.9
Total Rushes	431	392

NET YARDS PASSING

	RAVENS	OPPONENT
Avg. Per Game	189.0	186.9
Sacked/Yards Lost	56/336	49/291
Gross Yards	3360	3282
Att./Completions	546/270	599/328
Completion Pct.	49.5	54.8
Had Intercepted	20	21

PUNTS/AVERAGE

	RAVENS	OPPONENT
NET PUNTING AVG.	104/35.5	115/36.9

PENALTIES/YARDS

	RAVENS	OPPONENT
	125/1010	122/1118

FUMBLES/BALL LOST

	RAVENS	OPPONENT
	24/11	25/10

TOUCHDOWNS

	RAVENS	OPPONENT
Rushing	9	6
Passing	21	20
Returns	4	5

SCORE BY PERIODS

	1	2	3	4	OT	PTS
RAVENS	64	84	85	85	6	324
Opponents	47	71	51	108	0	277

SCORING

	TD	RU	PA	RT	K/PAT	FG	S	PTS
Stover	0	0	0	0	32/32	28/33	0	116
Rhett	7	5	2	0	0	0	0	42
Ismail	6	0	6	0	0	0	0	36
Armour	4	0	4	0	0	0	0	24
Case	3	3	0	0	0	0	0	18
Johnson	3	0	3	0	0	0	0	18
Holmes	2	1	1	0	0	0	0	12
J. Lewis	2	0	2	0	0	0	0	12
Woodson	2	0	0	2	0	0	0	12
Evans	1	0	1	0	0	0	0	8
DeLong	1	0	1	0	0	0	0	6
Harris	1	0	0	1	0	0	0	6
Starks	1	0	0	1	0	0	0	6
Stokley	1	0	1	0	0	0	0	6
R. Lewis	0	0	0	0	0	1	2	0
RAVENS	34	9	21	4	32/32	28/33	1	324
Opponents	31	6	20	5	26/27	19/25	0	277

2-PT. CONVERSIONS: RAVENS 1-1; Opponents 4-4

SACKS: McCrary 11.5, Boulware 10.0, Burnett 6.5, Sharper 4.0, R. Lewis 3.5, Siragusa 3.5, Smith 2.0, Webster 2.0, Brown 1.0, Dalton 1.0, Harris 1.0, Jenkins 1.0, Trapp 1.0, Washington 1.0 **RAVENS 49.0; Opponents 56.0**

RUSHING

	NO	YDS	AVG	LG	TD
Rhett	236	852	3.6	52t	5
Holmes	89	506	5.7	72	1
Case	36	141	3.9	28	3
Evans	38	134	3.5	12	0
Banks	24	93	3.9	12	0
Johnson	1	12	12.0	12	0
J. Lewis	5	11	2.2	4	0
Ismail	1	4	4.0	4	0
S. Mitchell	1	1	1.0	1	0
RAVENS	431	1754	4.1	72	9
Opponents	392	1231	3.1	31	6

RECEIVING

	NO	YDS	AVG	LG	TD
Ismail	68	1105	16.3	76t	6
Armour	37	538	14.5	54t	4
Evans	32	235	7.3	27	1
Johnson	29	526	18.1	76t	3
J. Lewis	25	281	11.2	46	2
Rhett	24	169	7.0	20t	2
Holmes	13	104	8.0	34t	1
DeLong	13	52	4.0	9	1
Pierce	11	102	9.3	26	0
Davis	6	121	20.2	73	0
Collins	4	62	15.5	28	0
Ofofile	4	25	6.3	9	0
Purnell	2	10	5.0	5	0
Stokley	1	28	28.0	28t	1
Ayanbadejo	1	2	2.0	2	0
RAVENS	270	3360	12.4	76t	21
Opponents	328	3282	10.0	61	20

INTERCEPTIONS

	NO	YDS	AVG	LG	TD
Woodson	7	195	27.9	66t	2
Starks	5	59	11.8	43t	1
McAlister	5	28	5.6	21	0
R. Lewis	3	97	32.3	60	0
Harris	1	24	24.0	24t	1
RAVENS	21	403	19.2	66t	4
Opponents	20	220	11.0	56t	3

PUNTING

	NO	YDS	AVG	TB	IN	LG	BLK
Richardson	103	4355	42.3	10	39	63	1
Team	1	0	0	0	0	0	0
RAVENS	104	4355	41.9	10	39	63	1
Opponents	115	4854	42.2	8	24	59	0

PUNT RETURNS

	RET	FC	YDS	AVG	LG	TD
J. Lewis	57	18	452	7.9	33	0
Woodson	2	2	0	0.0	7	0
RAVENS	59	20	452	7.7	33	0
Opponents	43	28	468	10.9	86t	1

KICKOFF RETURNS

	NO	YDS	AVG	LG	TD
Harris	38	843	22.2	66	0
J. Lewis	8	158	19.8	25	0
Ismail	4	55	13.8	19	0
DeLong	1	11	11.0	11	0
McAlister	1	12	12.0	12	0
Pierce	1	7	7.0	7	0
Washington	1	12	12.0	12	0
RAVENS	54	1098	20.3	66	0
Opponents	70	1479	21.1	54	0

FIELD GOALS

	1-19	20-29	30-39	40-49	50+
Stover	4/4	9/9	6/8	7/7	2/5
RAVENS	4/4	9/9	6/8	7/7	2/5
Opponents	1/1	6/7	7/9	3/6	2/2

Stover: (54N,25G,54N)(45G,28G)(44G)(38N,38G,26G)(44G,46G,50G)(37N)(37G,51B)(28G,44G)(23G)(25G,50G)(46G,31G,33G)(21G,27G)(19G)(36G)(24G,48G,19G,30G,19)(19G)

Opponents: (36G,51G)(32G,28G,36G)(49G)(33N,41G,35G)(42N)(25G,40G)(25G)(28G,28G,41N)(39B,19G)(39G,33G)(31G,46N)(20B)(25G,51G)

PASSING	ATT	COMP	YARDS	COMP%	YDS/ATT	TD	TD%	INT	INT%	LG	SACK/LOST	RATING
Banks	320	169	2136	52.8	6.68	17	5.3	8	2.5	76t	33/190	81.2
Case	170	77	988	45.3	5.81	3	1.8	8	4.7	54t	17/116	50.3
S. Mitchell	56	24	236	42.9	4.21	1	1.8	4	7.1	28t	6/30	31.5
Ravens	546	270	3360	49.5	6.15	21	3.8	20	3.7	76t	56/336	66.5
Opponents	599	328	3282	54.8	5.48	20	3.3	21	3.5	61	49/291	67.1

1999 STATISTICS

DEFENSIVE

FROM COACHES VIDEO

PLAYER	TT	SOLO	AS	SACKS	YDS	PD	FR	FF	INT
Lewis, Ray	198	131	67	3.5	20.5	8	0	1	3
Sharper, Jamie	122	85	37	4.0	19.0	4	0	0	0
McCrary, Michael	92	49	43	11.5	75.5	3	1	1	0
Woodson, Rod	81	64	17	0.0	0.0	18	1	0	7
Burnett, Rob	81	49	32	6.5	33.5	7	0	2	0
Siragusa, Tony	68	44	24	3.5	19.5	2	1	0	0
Jenkins, DeRon	66	54	12	1.0	9.0	13	0	2	0
Herring, Kim	65	51	14	0.0	0.0	8	1	0	0
McAlister, Chris	58	50	8	0.0	0.0	27	0	0	5
Webster, Larry	44	32	12	2.0	6.0	0	0	0	0
Boulware, Peter	42	29	13	10.0	64.0	2	0	3	0
Starks, Duane	41	34	7	0.0	0.0	23	0	0	5
Harris, Corey	38	33	5	1.0	8.0	4	0	1	1
Smith, Fernando	37	16	21	2.0	15.0	2	3	0	0
Brown, Cornell	32	20	12	1.0	0.0	1	0	0	0
Dalton, Lionel	32	16	16	1.0	2.0	0	0	1	0
Washington, Keith	26	11	15	1.0	12.0	0	0	1	0
Jackson, Brad	2	2	0	0.0	0.0	2	0	0	0
Trapp, James	2	1	1	1.0	7.0	1	0	0	0
Moore, Stevon	2	1	1	0.0	0.0	0	0	0	0
Chase, Martin	2	0	2	0.0	0.0	0	0	0	0
Peters, Tyrell	1	1	0	0.0	0.0	0	0	0	0

SPECIAL TEAMS

FROM COACHES VIDEO

PLAYER	TT	SOLO	AS	FR	FF	BK
Thompson, Bennie	24	11	13	0	1	0
Davis, Billy	21	14	7	1	0	0
Ayanbadejo, Obafemi	19	12	7	0	0	0
Brown, Cornell	15	13	2	0	0	0
Trapp, James	14	13	1	0	0	0
Jackson, Brad	13	7	6	1	0	0
Harris, Corey	12	9	3	0	1	0
Sharper, Jamie	10	8	2	0	1	0
Peters, Tyrell	10	7	3	0	0	0
Herring, Kim	8	7	1	1	0	0
Armour, Justin	8	5	3	0	0	0
Jenkins, DeRon	6	5	1	0	0	0
Moore, Stevon	3	3	0	0	0	0
Stover, Matt	3	3	0	0	0	0
Wainright, Frank	3	3	0	0	0	0
Richardson, Kyle	1	1	0	0	0	0
Woodson, Rod	1	1	0	0	0	0
Burnett, Rob	0	0	0	0	0	0
Washington, Keith	0	0	0	0	0	2

TOP THREE

SOLO	SACKS	FF	FR	PD
131 Ray Lewis	11.5 Michael McCrary	3 Peter Boulware	3 Fernando Smith	27 Chris McAlister
85 Jamie Sharper	10.0 Peter Boulware	2 Rob Burnett	1 4 players tied	23 Duane Starks
64 Rod Woodson	6.5 Rob Burnett	2 DeRon Jenkins		18 Rod Woodson

USUAL STARTERS

OFFENSE		DEFENSE	
WR1 87 Qadry Ismail	LDE 90 Rob Burnett		
WR2 88 Justin Armour	LDT 79 Larry Webster		
84 Jermaine Lewis	RDT 98 Tony Siragusa		
LT 75 Jonathan Ogden	RDE 99 Michael McCrary		
LG 61 Everett Lindsay	LLB 58 Peter Boulware		
64 Edwin Mulitalo	MLB 52 Ray Lewis		
C 60 Jeff Mitchell	RLB 55 Jamie Sharper		
RG 69 Jeff Blackshear	LCB 21 Chris McAlister		
RT 70 Harry Swayne	RCB 25 DeRon Jenkins		
61 Everett Lindsay	22 Duane Starks		
TE 81 Aaron Pierce	SS 20 Kim Herring		
85 Greg DeLong	FS 26 Rod Woodson		
QB 12 Tony Banks			
10 Stoney Case			
RB 32 Errict Rhett			
FB 29 Charles Evans			

COACHES

Brian Billick, Head Coach; **Matt Cavanaugh**, Offensive Coordinator/
 Quarterbacks; **Marvin Lewis**, Defensive Coordinator; **Jim Colletto**,
 Offensive Line; **Jack Del Rio**, Linebackers; **Jeff Friday**, Strength and
 Conditioning; **Wade Harman**, Tight Ends/Assistant Offensive Line;
Donnie Henderson, Assistant Defensive Backs; **Milt Jackson**, Wide
 Receivers; **Chip Morton**, Assistant Strength and Conditioning; **Russ**
Purnell, Special Teams; **Rex Ryan**, Defensive Line; **Steve Shafer**,
 Defensive Backs/Assistant Head Coach; **Matt Simon**, Running Backs;
Mike Smith, Defensive Assistant

RAVENS HONOR ROLL

Pro Bowl: LB Peter Boulware (starter); LB Ray Lewis (starter); OT Jonathan Ogden (starter); DE Michael McCrary (2nd team); S Rod Woodson (2nd team)
All Pro: LB Ray Lewis (SI, PFW, TSN, FN, FD, USA, AP-1st team); LB Peter Boulware (AP-2nd team, PFW-AFC, FN-AFC);
 OT Jonathan Ogden (FD, PFW-AFC, AP-2nd team), S Rod Woodson (CPFW, FD-2nd team)

- NFL Alumni Linebacker of the Year:** LB Ray Lewis
- Quarterback Club MVP:** LB Ray Lewis
- Ravens Roost Unsung Hero:** DL Larry Webster
- Ravens Nest Lineman of the Year:** DE Rob Burnett
- Ravens Roost Extra Effort Award:** FB Charles Evans
- Ed Block Courage Award:** LB Peter Boulware

SEASON TRENDS

Record	8-8	Decided by 8 Points or less	4-5
vs. AFC Central	6-4	Decided by 3 Points or less	1-4
vs. AFC	6-7	When Scoring First	5-4
vs. NFC	2-1	When Not Scoring First	3-4
Home	4-4	Positive Turnover Ratio	6-2
Away	4-4	Negative Turnover Ratio	0-5
On Grass	5-7	Winning Penalty Ratio	5-2
Artificial Turf	3-1	Negative Penalty Ratio	0-5
Outdoors	7-7	Overtime	1-0
Indoors	1-1	Preseason	4-0
Leading at Halftime	5-2	With a 100-Yard Rusher	5-1
Trailing at Halftime	2-5	With a 100-Yard Receiver	3-1
Tied at Halftime	1-1	Without a 100-yard Rusher	3-7
Tied After 3 Quarters	0-0	Without a 100-yard Receiver	5-7
Leading After 3 Quarters	7-2	When Allowing a 100-Yard Rusher	0-0
Trailing After 3 Quarters	1-6	When Not Allowing a 100-Yard Rusher	8-8
Winning Coin Toss	2-4	When Allowing a 100-Yard Receiver	0-1
Losing Coin Toss	6-4	When Not Allowing a 100-Yard Receiver	8-7

2000 STATISTICS

RESULTS AND ATTENDANCE

WON 12, LOST 4 (WILD CARD/SUPER BOWL XXXV CHAMPIONS)					
09/03	W	16-0	at Pittsburgh	55,049	
09/10	W	39-36	Jacksonville	68,843	
09/17	L	6-19	at Miami	73,464	
09/24	W	37-0	Cincinnati	68,481	
10/01	W	12-0	at Cleveland	73,018	
10/08	W	15-10	at Jacksonville	65,194	
10/15	L	3-10	at Washington	83,252	
10/22	L	6-14	Tennessee	69,200	
10/29	L	6-9	Pittsburgh	69,405	
11/05	W	27-7	at Cincinnati	54,759	
11/12	W	24-23	at Tennessee	68,490	
11/19	W	27-0	Dallas	69,416	
11/26	W	44-7	Cleveland	68,361	
12/02			Bye Week		
12/10	W	24-3	San Diego	68,805	
12/17	W	13-7	at Arizona	37,452	
12/24	W	34-20	New York Jets	69,184	

TEAM STATISTICS

	RAVENS	OPPONENT
TOTAL FIRST DOWNS	288	216
Rushing	116	59
Passing	156	135
Penalty	16	22
3rd Down: Made/Att	95/236	72/211
3rd Down Pct.	40.3	34.1
4th Down: Made/Att	1/6	4/19
4th Down Pct.	16.7	21.1
POSSESSION AVG.	33:19	26:41
TOTAL NET YARDS	5014	3967
Avg. Per Game	313.4	247.9
Total Plays	1058	924
Avg. Per Play	4.7	4.3
NET YARDS RUSHING	2199	970
Avg. Per Game	137.4	60.6
Total Rushes	511	361
NET YARDS PASSING	2815	2997
Avg. Per Game	175.9	187.3
Sacked/Yards Lost	43/287	35/178
Gross Yards	3102	3175
Att./Completions	504/287	528/295
Completion Pct.	56.9	55.9
Had Intercepted	19	23
PUNTS/AVERAGE	86/40.2	87/44.5
NET PUNTING AVG.	86/33.9	87/33.1
PENALTIES/YARDS	95/730	84/535
FUMBLES/BALL LOST	26/7	45/26
TOUCHDOWNS	32	18
Rushing	9	5
Passing	20	11
Returns	3	2

SCORE BY PERIODS	1	2	3	4	OT	PTS
RAVENS	62	134	67	70	0	333
Opponents	44	36	43	42	0	165

SCORING	TD	RU	PA	RT	K/PAT	FG	S	PTS
Stover	0	0	0	0	30/30	35/39	0	135
Ja. Lewis	6	6	0	0			0	38
Ismail	5	0	5	0			0	30
Sharpe	5	0	5	0			0	30
Je. Lewis	3	0	1	2			0	18
Taylor	3	0	3	0			0	18
Ayanbadejo	2	1	1	0			0	12
Holmes	2	2	0	0			0	12
Johnson	2	0	2	0			0	12
Stokley	2	0	2	0			0	12
Gash	1	0	1	0			0	6
McAlister	1	0	0	1			0	6
Coates	0	0	0	0			0	2
McCrary	0	0	0	0			1	2
RAVENS	32	9	20	3	30/30	35/39	1	333
Opponents	18	5	11	2	15/18	14/19	0	165

2-PT. CONVERSIONS: Coates, Ja. Lewis **RAVENS 1-1; Opponents 4-4**

SACKS: Burnett 10.5, Boulware 7.0, McCrary 6.5, Brown 3.0, R. Lewis 3.0, Adams 2.0, Trapp 2.0, Herring 1.0, **RAVENS 35.0; Opponents 43.0**

RUSHING

	NO	YDS	AVG	LG	TD
Ja. Lewis	309	1364	4.4	45	6
Holmes	137	588	4.3	21	2
Difler	20	75	3.8	19	0
Banks	19	57	3.0	10	0
Je. Lewis	3	38	12.7	23	0
Ayanbadejo	15	37	2.5	8	1
Johnson	2	21	10.5	19	0
Taylor	2	11	5.5	12	0
Stokley	1	6	6.0	6	0
Gash	2	2	1.0	1	0
Redman	1	0	0.0	0	0
RAVENS	511	2199	4.3	45	9
Opponents	361	970	2.7	33t	56

RECEIVING

	NO	YDS	AVG	LG	TD
Sharpe	67	810	12.1	59t	5
Ismail	49	655	13.4	53t	5
Holmes	32	221	6.9	27	0
Taylor	28	276	9.9	40	3
Ja. Lewis	27	296	11.0	45	0
Ayanbadejo	23	168	7.3	26	1
Je. Lewis	19	161	8.5	26	1
Johnson	12	156	13.0	46t	2
Stokley	11	184	16.7	32	2
Coates	9	84	9.3	28	0
Gash	6	30	5.0	9	1
B. Davis	3	62	20.7	28	0
Difler	1	-1	-1.0	-1	0
RAVENS	287	3102	10.8	59t	20
Opponents	295	3175	10.8	67	11

INTERCEPTIONS

	NO	YDS	AVG	LG	TD
Starks	6	125	20.8	64	0
McAlister	4	165	41.3	98t	1
Woodson	4	20	5.0	18	0
Herring	3	74	24.7	30	0
Harris	2	44	22.0	42	0
R. Lewis	2	1	0.5	1	0
Sharper	1	45	45.0	45	0
Burnett	1	3	3.0	3	0
RAVENS	23	477	20.7	98t	1
Opponents	19	234	12.3	87t	2

PUNTING

	NO	YDS	AVG	TB	IN	LG	BLK
Richardson	86	3457	40.2	8	35	55	0
RAVENS	86	3457	40.2	8	35	55	0
Opponents	87	3872	44.5	14	17	67	0

PUNT RETURNS

	RET	FC	YDS	AVG	LG	TD
Je. Lewis	36	9	578	16.1	89t	2
Starks	9	1	135	15.0	47	0
RAVENS	45	10	713	15.8	89t	2
Opponents	41	23	382	9.3	31	0

KICKOFF RETURNS

	NO	YDS	AVG	LG	TD
Harris	39	907	23.3	41	0
Ismail	2	51	25.5	38	0
Brown	1	0	0.0	0	0
Holmes	1	7	7.0	7	0
Je. Lewis	1	23	23.0	23	0
Washington	1	17	17.0	17	0
RAVENS	45	1005	22.3	41	0
Opponents	73	1558	21.3	52	0

FIELD GOALS

	1-19	20-29	30-39	40-49	50+
Stover	2/2	9/9	12/13	10/12	2/3
RAVENS	2/2	9/9	12/13	10/12	2/3
Opponents	1/1	2/2	3/4	8/12	0/0

Stover: (23G,26G,33G)(44G)(30B,27G,33G)(30G,37G,19G)(45G,30G,44G,51N,22G)(47G,32G,43G,21G,24G)(51G)(21G,38G)(51G,49G)(38G,32G)(45G)(25G,47N,19G)(39G,26G,38G)(32G)(42G,42G)(42G,45N)

Opponents: (45N)(36G,45G,48G,34G,48G)(42G,41G)(0)(49G,31N)(37G)(0)(24G)(0)(23G,43N)(46N)(0)(47G)(46N)(40G,19G)

PASSING	ATT	COMP	YARDS	COMP%	YDS/ATT	TD	TD%	INT	INT%	LG	SACK/LOST	RATING
Banks	274	150	1578	54.7	5.76	8	2.9	8	2.9	53t	20/152	69.3
Difler	226	134	1502	59.3	6.65	12	5.3	11	4.9	59t	23/135	76.6
Redman	3	2	19	66.7	6.33	0	0.0	0	0.0	12	0/0	84.0
Je. Lewis	1	1	3	100.0	3.00	0	0.0	0	0.0	3	0/0	79.2
RAVENS	504	287	3102	56.9	6.15	20	4.0	19	3.8	59t	43/287	72.7
Opponents	528	295	3175	55.9	6.01	11	2.1	23	4.4	67	35/178	62.5

2000 STATISTICS

DEFENSIVE

FROM COACHES VIDEO

PLAYER	TT	SOLO	AS	SACKS	YDS	INT	PD	FF	FR
Lewis, Ray	187	120	67	3	33	2	10	0	3
McCrary, Michael	103	60	43	6.5	35	0	2	2	3
Sharper, Jamie	102	68	34	0	0	1	4	5	2
Burnett, Rob	97	53	44	10.5	57	1	3	3	5
Woodson, Rod	82	65	17	0	0	4	10	1	4
Siragusa, Tony	75	40	35	0	0	0	2	0	1
Adams, Sam	69	36	33	2	5	0	7	5	1
Herring, Kim	66	54	12	1	5	3	12	2	0
Starks, Duane	59	46	13	0	0	6	28	0	1
McAlister, Chris	50	39	11	0	0	4	23	0	1
Boulware, Peter	45	26	19	7	24	0	1	2	0
Harris, Corey	37	31	6	0	0	2	8	1	0
Dalton, Lionel	33	21	12	0	0	0	2	0	0
Washington, Keith	29	14	15	0	0	0	0	0	1
Bailey, Robert	27	20	7	0	0	0	4	3	1
Trapp, James	25	23	2	2	5	0	4	1	0
Brown, Cornell	25	17	8	3	17	0	0	2	0
Webster, Larry	10	8	2	0	0	0	0	0	1
Davis, Anthony	5	2	3	0	0	0	0	0	0
Jackson, Brad	4	2	2	0	0	0	0	0	0
Powell, Carl	1	0	1	0	0	0	0	0	0
Thomas, Adalius	1	0	1	0	0	0	0	0	0

SPECIAL TEAMS

FROM COACHES VIDEO

PLAYER	TT	SOLO	AS	FF	FR	BK
Harris, Corey	26	20	6	1	0	0
Brigance, O.J.	25	16	9	2	1	0
Mitchell, Anthony	18	14	4	0	0	0
Davis, Billy	15	12	3	0	0	0
Trapp, James	15	10	5	1	0	0
Davis, Anthony	14	12	2	0	1	0
Jackson, Brad	13	9	4	0	2	0
Herring, Kim	11	10	1	0	0	0
Poindexter, Anthony	11	8	3	1	0	0
Brown, Cornell	9	6	3	0	0	0
Bailey, Robert	7	4	3	0	0	0
Sharper, Jamie	5	5	0	0	0	0
Ayanbadejo, Obafemi	3	3	0	0	0	0
Jones, John	3	2	1	0	0	0
Johnson, Patrick	3	1	2	0	0	0
Love, Clarence	2	2	0	1	0	0
Richardson, Kyle	2	2	0	0	0	0
Stover, Matt	2	2	0	0	0	0
Powell, Carl	1	1	0	0	0	0
Wainright, Frank	1	0	1	0	0	0

TOP THREE

SOLO	SACKS	FF	FR	PD
120 Ray Lewis	10.5 Rob Burnett	5 Sam Adams	5 Rob Burnett	28 Duane Starks
68 Jamie Sharper	7.0 Peter Boulware	5 Jamie Sharper	4 Rod Woodson	23 Chris McAlister
65 Rod Woodson	6.5 Michael McCrary	3 2 players tied	3 2 players tied	12 Kim Herring

USUAL STARTERS

OFFENSE		DEFENSE	
WR 87	Qadry Ismail	LDE 90	Rob Burnett
WR 83	Patrick Johnson	LDT 95	Sam Adams
LT 75	Jonathan Ogden	RDT 98	Tony Siragusa
LG 64	Edwin Mulitalo	RDE 99	Michael McCrary
C 60	Jeff Mitchell	LLB 58	Peter Boulware
RG 62	Mike Flynn	MLB 52	Ray Lewis
RT 70	Harry Swayne	RLB 55	Jamie Sharper
TE 82	Shannon Sharpe	LCB 22	Duane Starks
QB 8	Trent Dilfer	RCB 21	Chris McAlister
	12 Tony Banks	SS 20	Kim Herring
RB 31	Jamal Lewis	FS 26	Rod Woodson
FB 32	Sam Gash		

COACHES

Brian Billick, Head Coach; **Matt Cavanaugh**, Offensive Coordinator/Quarterbacks; **Marvin Lewis**, Defensive Coordinator; **Jim Colletto**, Offensive Line; **Jack Del Rio**, Linebackers; **Jeff Friday**, Strength and Conditioning; **Wade Harman**, Tight Ends/Assistant Offensive Line; **Donnie Henderson**, Secondary; **Milt Jackson**, Wide Receivers; **Chip Morton**, Assistant Strength and Conditioning; **Russ Purnell**, Special Teams; **Rex Ryan**, Defensive Line; **Steve Shafer**, Assistant Head Coach/Secondary; **Matt Simon**, Running Backs; **Mike Smith**, Defensive Assistant

RAVENS HONOR ROLL

NFL Defensive Player of the Year: LB Ray Lewis
Super Bowl XXXV MVP: LB Ray Lewis

Pro Bowl: DT Sam Adams (starter); LB Ray Lewis (starter); OT Jonathan Ogden (starter); K Matt Stover (starter); S Rod Woodson (starter)
All Pro: DT Sam Adams (AP-2nd Team, PFW-AFC, FN); DE Rob Burnett (AP-2nd Team, SI, FN, FD); RB Jamal Lewis (PFW-Rookie Team, FN-Rookie Team, FD); PR Jermaine Lewis (FN, FD); LB Ray Lewis (AP-1st Team, SI, PFW, CPFW, TSN, FN, FD, USA); CB Chris McAlister (FD-2nd Team); OT Jonathan Ogden (AP-1st Team, SI, PFW, CPFW, TSN, FN, FD, USA); CB Duane Starks (USA); K Matt Stover (AP-1st Team, PFW, CPFW, TSN, FN, FD); FS Rod Woodson (AP-2nd Team, PFW-AFC, CPFW-2nd Team, FN)

Quarterback Club MVP: LB Ray Lewis

Ravens Roost Unsung Hero: S Kim Herring

Ravens Nest Lineman of the Year: DE Rob Burnett

Ravens Roost Extra Effort Award: S Corey Harris

Ed Block Courage Award: S Anthony Poindexter

SEASON TRENDS

	Reg.	Post.		Reg.	Post.
Record	12-4	4-0	When Scoring First	9-2	3-0
vs. AFC Central	8-2	1-0	When Not Scoring First	3-2	1-0
vs. AFC	10-3	3-0	Positive Turnover Ratio	12-3	4-0
vs. NFC	2-1	1-0	Negative Turnover Ratio	0-1	0-0
Home	6-2	1-0	Winning Penalty Ratio	3-1	1-0
Away	6-2	3-0	Losing Penalty Ratio	5-3	3-0
On Grass	11-4	4-0	Overtime	0-0	0-0
Artificial Turf	1-0	0-0	Preseason	4-0	0-0
Outdoors	12-4	4-0	With a 100-Yard Rusher	6-0	2-0
Indoors	0-0	0-0	With a 100-Yard Receiver	2-1	0-0
Leading at Halftime	11-1	3-0	Without a 100-yard Rusher	6-4	2-0
Trailing at Halftime	1-2	0-0	Without a 100-yard Receiver	10-3	4-0
Tied at Halftime	0-1	1-0	When Allowing a 100-Yard Rusher	0-0	0-0
Tied After 3 Quarters	0-1	1-0	When Not Allowing a 100-Yard Rusher	12-4	4-0
Leading After 3 Quarters	11-0	3-0	When Allowing a 100-Yard Receiver	3-0	3-0
Trailing After 3 Quarters	1-3	0-0	When Not Allowing a 100-Yard Receiver	9-4	4-0
Winning Coin Toss	5-4	1-0	With a 300-Yard Passer	0-0	0-0
Losing Coin Toss	7-0	3-0	Without a 300-Yard Passer	12-4	4-0
Decided by 8 Points or less	4-3	0-0	When Allowing a 300-Yard Passer	2-0	0-0
Decided by 3 Points or less	2-1	0-0	When Not Allowing a 300-Yard Passer	10-4	4-0

2000 POSTSEASON STATISTICS

RESULTS AND ATTENDANCE

WON 4, LOST 0 (SUPER BOWL XXXV CHAMPIONS)

12/31	W	21-3	Denver	69,638
01/07	W	24-10	at Tennessee	68,527
01/14	W	16-3	at Oakland	62,784
01/28	W	34-7	at New York Giants	71,921

TEAM STATISTICS

	RAVENS	OPPONENT
TOTAL FIRST DOWNS	44	55
Rushing	19	16
Passing	22	32
Penalty	3	7
3rd Down: Made/Att	15/60	12/60
3rd Down Pct.	25.0	20.0
4th Down: Made/Att	0/0	2/6
4th Down Pct.	0.0	33.3
POSSESSION AVG.	30:10	29:51
TOTAL NET YARDS	900	837
Avg. Per Game	225.0	209.3
Total Plays	226	259
Avg. Per Play	4.0	3.2
NET YARDS RUSHING	392	258
Avg. Per Game	98.0	64.5
Total Rushes	140	84
NET YARDS PASSING	508	579
Avg. Per Game	127.0	144.8
Sacked/Yards Lost	10/82	14/93
Gross Yards	590	672
Att./Completions	76/35	161/77
Completion Pct.	46.1	47.8
Had Intercepted	1	10
PUNTS/AVERAGE	35/37.7	32/40.1
NET PUNTING AVG.	35/33.9	32/36.3
PENALTIES/YARDS	30/245	23/151
FUMBLES/BALL LOST	5/1	4/2
TOUCHDOWNS	11	2
Rushing	4	1
Passing	3	0
Returns	4	1

SCORE BY PERIODS	1	2	3	4	OT	PTS
RAVENS	7	34	27	27	0	95
Opponents	7	3	13	0	0	23

SCORING	TD	RU	PA	RT	K/PAT	FG	S	PTS
Stover	0	0	0	0	11/11	6/8	0	29
Ja. Lewis	4	4	0	0			0	24
Sharpe	2	0	2	0			0	12
Je. Lewis	1	0	0	1			0	6
R. Lewis	1	0	0	1			0	6
A. Mitchell	1	0	0	1			0	6
Starks	1	0	0	1			0	6
Stokley	1	0	1	0			0	6
RAVENS	11	4	3	4	11/11	6/8	0	95
Opponents	2	1	0	1	2/2	3/6	0	235

2-PT. CONVERSIONS: RAVENS 0-0; Opponents 0-0

SACKS: McCrary 6.0, Boulware 2.0, Burnett 2.0, Sharper 2.0, Adams 1.0, Washington 1.0, **RAVENS 14.0, Opponents 10.0**

PASSING	ATT	COMP	YARDS	COMP%	YDS/ATT
Differ	73	35	590	47.9	8.08
Banks	3	0	0	0.0	0.00
RAVENS	76	35	590	46.1	7.76
Opponents	161	77	672	47.8	4.17

RUSHING

	NO	YDS	AVG	LG	TD
Ja. Lewis	103	338	3.3	27t	4
Holmes	18	45	2.5	11	0
Differ	13	7	0.5	6	0
Je. Lewis	3	7	2.3	5	0
Gash	1	0	0.0	0	0
Banks	1	-1	-1.0	-1	0
Ismail	1	-4	-4.0	-4	0
RAVENS	140	392	2.8	27t	4
Opponents	84	258	3.1	27	1

RECEIVING

	NO	YDS	AVG	LG	TD
Ismail	9	150	16.7	44	0
Stokley	7	91	13.0	38t	1
Sharpe	6	230	38.3	96t	2
Ja. Lewis	5	40	8.0	15	0
Coates	4	54	13.5	24	0
Johnson	1	8	8.0	8	0
Gash	1	7	7.0	7	0
Je. Lewis	1	6	6.0	6	0
Holmes	1	4	4.0	4	0
RAVENS	35	590	16.9	96t	3
Opponents	77	672	8.7	31	0

INTERCEPTIONS

	NO	YDS	AVG	LG	TD
Starks	3	93	31.0	49t	1
R. Lewis	2	54	27.0	50t	1
Sharper	2	19	9.5	15	0
McAlister	1	4	4.0	4	0
Herring	1	2	2.0	2	0
Bailey	1	0	0.0	0	0
RAVENS	10	172	17.2	50t	2
Opponents	1	2	2.0	2	0

PUNTING

	NO	YDS	AVG	TB	IN	LG	BLK
Richardson	33	1318	39.9	3	14	66	2
Team	2	0	0	0	0	0	0
RAVENS	35	1318	37.7	3	14	66	2
Opponents	32	1282	40.1	0	8	64	0

PUNT RETURNS

	RET	FC	YDS	AVG	LG	TD
Je. Lewis	11	9	122	11.1	38	0
RAVENS	11	9	122	11.1	38	0
Opponents	13	6	73	5.6	19	0

KICKOFF RETURNS

	NO	YDS	AVG	LG	TD
Je. Lewis	5	189	37.8	84t	1
Harris	3	51	17.0	20	0
Coates	1	8	8.0	8	0
RAVENS	9	248	27.6	84t	1
Opponents	18	340	18.9	97t	1

FIELD GOALS

	1-19	20-29	30-39	40-49	50+
Stover	0/0	2/2	3/4	1/2	0/0
RAVENS	0/0	2/2	3/4	1/2	0/0
Opponents	0/0	2/2	1/3	0/1	0/0

Stover: ()(38G)(36N,31G,28G,21G)(47G,41N,34G)

Opponents: (31G)(45B,31N,21G,37B)(24G)()

	TD	TD%	INT	INT%	LG	SACK/LOST	RATING
Differ	3	4.1	1	1.4	96t	10/82	83.7
Banks	0	0.0	0	0.0	0	0/0	39.6
RAVENS	3	3.9	1	1.3	96t	10/82	80.5
Opponents	0	0.0	10	6.2	31	14/93	33.4

DEFENSIVE

FROM COACHES VIDEO

PLAYER	TT	SOLO	AS	SACKS	YDS	INT	PD	FF	FR
Lewis, Ray	44	28	16	0	0	2	7	0	1
Woodson, Rod	24	19	5	0	0	0	2	0	0
Burnett, Rob	21	14	7	2	12	0	1	0	0
Sharper, Jamie	20	14	6	2	10	2	1	0	0
Starks, Duane	19	18	1	0	0	3	6	0	0
McCrary, Michael	18	14	4	6	44	0	0	1	0
Harris, Corey	18	13	5	0	0	0	2	0	0
McAlister, Chris	17	15	2	0	0	1	8	0	0
Boulware, Peter	17	12	4	2	14	0	0	0	0
Siragusa, Tony	17	10	7	0	0	0	4	0	0
Webster, Larry	10	7	3	0	0	0	1	0	0
Washington, Keith	10	7	3	1	9	0	0	0	0
Adams, Sam	9	7	2	1	4	0	3	1	0
Dalton, Lionel	5	5	0	0	0	0	0	0	0
Bailey, Robert	5	4	1	0	0	1	1	0	0
Trapp, James	3	2	1	0	0	0	1	0	0
Brown, Cornell	1	1	0	0	0	0	0	0	0
Davis, Anthony	1	1	0	0	0	0	0	0	0
Herring, Kim	1	1	0	0	0	1	2	0	0
Mitchell, Anthony	1	1	0	0	0	0	0	0	0

SPECIAL TEAMS

FROM COACHES VIDEO

PLAYER	TT	SOLO	AS	FF	FR	BK
Brigance, O.J.	10	8	2	0	0	0
Jackson, Brad	8	7	1	0	0	0
Davis, Billy	8	6	2	0	0	0
Trapp, James	6	3	3	1	0	0
Mitchell, Anthony	4	3	1	0	0	0
Harris, Corey	4	2	2	0	0	0
Starks, Duane	2	2	0	0	0	0
Davis, Anthony	2	1	1	0	0	0
Herring, Kim	2	1	1	0	0	0
Bailey, Robert	1	1	0	0	1	0
Brown, Cornell	1	1	0	0	0	0
Poindexter, Anthony	1	1	0	0	0	0
Sharper, Jamie	1	1	0	0	0	0
Thomas, Adalius	1	1	0	0	0	0
Washington, Keith	0	0	0	0	0	2

2001 STATISTICS

RESULTS AND ATTENDANCE

WON 10, LOST 6 (WILD CARD)

Date	Result	Opponent	Score	Attendance
09/09	W	Chicago	17-6	69,365
09/23	L	at Cincinnati	10-21	49,632
09/30	W	at Denver	20-13	75,082
10/07	W	Tennessee	26-7	69,494
10/14	L	at Green Bay	23-31	59,866
10/21	L	at Cleveland	14-24	72,818
10/28	W	Jacksonville	18-17	69,439
11/04	W	at Pittsburgh	13-10	62,906
11/12	W	at Tennessee	16-10	68,798
11/18	L	Cleveland	17-27	69,353
11/25	W	at Jacksonville	24-21	53,530
12/02	W	Indianapolis	39-27	69,382
12/09		Bye Week		
12/16	L	Pittsburgh	21-26	69,506
12/23	W	Cincinnati	16-0	68,987
12/29	L	at Tampa Bay	10-22	65,619
01/07	W	Minnesota	19-3	69,465

TEAM STATISTICS

TOTAL FIRST DOWNS

Category	RAVENS	OPPONENT
Rushing	92	81
Passing	180	161
Penalty	27	20
3rd Down: Made/Att	82/230	70/227
3rd Down Pct.	35.7	30.8
4th Down: Made/Att	3/13	6/15
4th Down Pct.	23.1	40.0

POSSESSION AVG.

RAVENS: 29:39 OPPONENT: 30:21

TOTAL NET YARDS

RAVENS: 5124 OPPONENT: 4446

NET YARDS RUSHING

RAVENS: 1810 OPPONENT: 1411

NET YARDS PASSING

RAVENS: 3314 OPPONENT: 3035

FUMBLES/BALL LOST

RAVENS: 31/16 OPPONENT: 22/12

TOUCHDOWNS

RAVENS: 31 OPPONENT: 30

SCORE BY PERIODS

RAVENS: 29 OPPONENT: 38

SCORING

RAVENS: 31 TD, 11 RU, 18 PA, 2 RT, 25/25 K/PAT, 30/35 FG, 0 S, 303 PTS

SCORING

Opponents: 30 TD, 10 RU, 16 PA, 4 RT, 28/28 K/PAT, 19/33 FG, 0 S, 265 PTS

2-PT. CONVERSIONS:

Ismail, RAVENS 1-6; Opponents 0-2

SACKS:

Boulware 15.0, McCrary 7.5, Sharper 6.0, R. Lewis 3.5, A. Thomas 3.5, Adams 2.0, Siragusa 2.0, Douglas 1.0, Gregg 1.0, S. Taylor 1.0, Team 1.0, Trapp 1.0, Webster 0.5, RAVENS 44.0, Opponents 40.0

PASSING

Grbac 467 ATT, 265 COMP, 3033 YARDS, 56.7 COMP%, 6.49 YDS/ATT

Cunningham 89 ATT, 54 COMP, 573 YARDS, 60.7 COMP%, 6.44 YDS/ATT

Richardson 1 ATT, 1 COMP, -11 YARDS, 100.0 COMP%, -11.00 YDS/ATT

RAVENS 557 ATT, 320 COMP, 3595 YARDS, 57.5 COMP%, 6.45 YDS/ATT

Opponents 555 ATT, 321 COMP, 3325 YARDS, 57.8 COMP%, 5.99 YDS/ATT

RUSHING

Player	NO	YDS	AVG	LG	TD
Allen	168	658	3.9	26	3
Brookins	151	551	3.6	25	5
M. Williams	65	291	4.5	55	0
Ayanbadejo	46	173	3.8	17	1
T. Taylor	5	46	9.2	16	0
Cunningham	14	40	2.9	15	1
Je. Lewis	9	33	3.7	14	0
Grbac	21	18	0.9	6	1
Stokley	1	1	1.0	1	0
Richardson	1	0	0.0	0	0
Gash	2	-1	-5.0	0	0
RAVENS	483	1810	3.7	55	11
Opponents	410	1411	3.4	38	10

RECEIVING

Player	NO	YDS	AVG	LG	TD
Ismail	74	1059	14.3	77t	7
Sharpe	73	811	11.1	37	2
T. Taylor	42	560	13.3	63	3
Stokley	24	344	14.3	46	2
Ayanbadejo	24	121	5.0	18	1
M. Williams	23	210	9.1	46	0
Allen	17	68	4.0	11	0
Heap	16	206	12.9	24t	1
Gash	9	80	8.9	16	1
Brookins	6	45	7.5	15	0
Johnson	5	57	11.4	25	1
Je. Lewis	4	32	8.0	12	0
Jones	2	13	6.5	13	0
A. Mitchell	1	-11	-11.0	-1	0
RAVENS	320	3595	11.2	77t	1
Opponents	321	3325	10.4	90t	16

INTERCEPTIONS

Player	NO	YDS	AVG	LG	TD
Starks	4	9	2.3	9	0
R. Lewis	3	115	38.3	64	0
Woodson	3	57	19.0	47t	1
Harris	2	1	0.5	1	0
Trapp	1	15	15.0	15	0
McCrary	1	1	1.0	1	0
McAlister	1	0	0.0	0	0
Porter	1	-3	-3.0	-3	0
RAVENS	16	195	12.2	64	1
Opponents	20	331	16.6	66t	3

PUNTING

Player	NO	YDS	AVG	TB	IN	LG	BLK
Richardson	85	3309	38.9	10	29	65	2
RAVENS	87	3309	38.0	10	29	65	2
Opponents	98	4076	41.6	11	24	69	0

PUNT RETURNS

Player	RET	FC	YDS	AVG	LG	TD
Je. Lewis	42	9	519	12.4	62	0
McAlister	5	1	44	8.8	24	0
Lake	1	0	0	0.0	0	0
RAVENS	48	10	563	11.7	62	0
Opponents	33	22	183	5.5	30	0

KICKOFF RETURNS

Player	NO	YDS	AVG	LG	TD
Je. Lewis	42	1039	24.7	76	0
Harris	11	235	21.4	34	0
Johnson	2	39	19.5	23	0
Bobo	1	11	11.0	11	0
Brookins	1	23	23.0	23	0
RAVENS	57	1347	23.6	76	0
Opponents	64	1393	21.8	51	0

FIELD GOALS

Player	1-19	20-29	30-39	40-49	50+
Stover	0/0	16/16	9/10	5/9	0/0
RAVENS	0/0	16/16	9/10	5/9	0/0
Opponents	0/0	7/7	6/11	6/15	0/0

Stover: (46N,37G)(38G)(29G,26G)(26G,25G)(28G)(21G,38G)(49G,28G)(25G,39G)(31G,33G,30G)(42G)(41G,41N)(26G,30G,29G,27G,46N)(48N)(43G,29G,433N,43G)(24G)(21G,20G,38G,20G)

Opponents: (20G,43N,46G)(43N,39N,45N)(43G,49G)(46N)(33G,47N)(33G)(40G)(38G,41N,33N,48N,35)(48N,27G)(29G,42G)(38N)(33G,25G)(22G,33G,32N)(42G,38G,24G,40N)(26G)

Player	TD	TD%	INT	INT%	LG	SACK/LOST	RATING
Grbac	15	3.2	18	3.9	77t	28/215	71.1
Cunningham	3	3.4	2	2.2	30	12/66	81.3
Richardson	0	0.0	0	0.0	11	0/0	79.2
RAVENS	18	3.2	20	3.6	77t	40/281	72.7
Opponents	16	2.9	16	2.9	90t	45/290	72.8



2001 STATISTICS

DEFENSIVE

FROM COACHES VIDEO

PLAYER	TT	SOLO	AS	SACKS	YDS	INT	PD	FF	FR
Lewis, Ray	196	130	66	3.5	26	3	13	1	1
Sharper, Jamie	135	101	34	6	31	0	12	0	1
Woodson, Rod	93	70	23	0	0	3	13	1	1
Harris, Corey	91	70	21	0	0	2	12	3	4
Boulware, Peter	82	51	31	15	86.5	0	4	3	1
McAlister, Chris	69	59	10	0	0	1	11	0	0
McCrary, Michael	64	42	22	7.5	42.5	1	2	1	0
Starks, Duane	59	52	7	0	0	4	17	2	0
Siragusa, Tony	58	27	31	2	12	0	3	0	0
Adams, Sam	51	28	23	2	16	0	2	1	0
Burnett, Rob	50	28	22	0	0	0	6	0	1
Thomas, Adalious	39	27	12	3.5	32.5	0	8	3	0
Lake, Carnell	32	27	5	0	0	0	0	0	1
Trapp, James	31	25	6	1	8	1	4	0	0
Dalton, Lionel	29	15	14	0	0	0	0	0	0
Webster, Larry	28	13	15	0.5	1.5	0	0	0	0
Jackson, Brad	25	13	12	0	0	0	1	1	0
Gregg, Kelly	19	10	9	1	7	0	1	0	0
Mitchell, Anthony	11	9	2	0	0	0	1	0	0
Porter, Alvin	8	8	0	0	0	1	1	0	0
Taylor, Shannon	5	2	3	1	6	0	0	0	1
Douglas, Marques	3	2	1	1	11	0	0	0	0

SPECIAL TEAMS

FROM COACHES VIDEO

PLAYER	TT	SOLO	AS	FF	FR	BK
Thomas, Adalious	18	14	4	0	0	0
Mitchell, Anthony	18	12	6	0	0	0
Jackson, Brad	16	9	7	0	1	0
Porter, Alvin	14	11	3	1	0	0
Trapp, James	12	9	3	0	0	0
Taylor, Shannon	9	8	1	0	0	0
Hartwell, Edgerton	9	5	4	0	0	0
Baxter, Gary	8	8	0	0	0	0
Ayanbadejo, Obafemi	8	7	1	0	0	0
Jones, John	8	7	1	0	0	0
Lake, Carnell	7	4	3	0	0	0
Williams, Moe	5	4	1	0	0	0
Starks, Duane	4	4	0	0	0	0
Harris, Corey	4	3	1	0	0	0
Kight, Danny	2	2	0	0	0	0
Stover, Matt	2	2	0	0	0	0
Maese, Joe	1	1	0	0	0	0
McAlister, Chris	1	1	0	0	0	1
Ricard, Alan	1	1	0	0	0	0
Sharper, Jamie	1	1	0	0	0	0
Hellestrae, Dale	1	0	1	0	0	0

*McAlister partially deflected a FG at Pittsburgh 11/4/01

TOP THREE

SOLO	SACKS	FF	FR	PD
130 Ray Lewis	15.0 Peter Boulware	3 Peter Boulware	4 Corey Harris	17 Duane Starks
101 Jamie Sharper	7.5 Michael McCrary	3 Corey Harris	1 7 players tied	13 Ray Lewis
70 2 players tied	6.0 Jamie Sharper	3 Adalious Thomas		13 Rod Woodson

USUAL STARTERS

OFFENSE

WR 87	Qadry Ismail
WR 89	Travis Taylor
LT 75	Jonathan Ogden
LG 64	Edwin Mulitalo
C 62	Mike Flynn
RG 66	Bennie Anderson
RT 77	Kipp Vickers
TE 82	Shannon Sharpe
QB 18	Elvis Grbac
RB 29	Terry Allen
FB 32	Sam Gash

DEFENSE

LDE 90	Rob Burnett
LDT 95	Sam Adams
RDT 98	Tony Siragusa
RDE 99	Michael McCrary
LLB 58	Peter Boulware
MLB 52	Ray Lewis
RLB 55	Jamie Sharper
LCB 21	Duane Starks
RCB 22	Chris McAlister
SS 45	Corey Harris
FS 26	Rod Woodson

COACHES

Brian Billick, Head Coach; **Matt Cavanaugh**, Offensive Coordinator/Quarterbacks; **Marvin Lewis**, Defensive Coordinator; **Jim Colletto**, Offensive Line; **Jack Del Rio**, Linebackers; **Jeff Friday**, Strength and Conditioning; **Wade Harman**, Tight Ends/Assistant Offensive Line; **Donnie Henderson**, Secondary; **Milt Jackson**, Offensive Assistant; **Chip Morton**, Assistant Strength and Conditioning; **Mike Nolan**, Wide Receivers; **Russ Purnell**, Special Teams; **Rex Ryan**, Defensive Line; **Steve Shafer**, Assistant Head Coach/Secondary; **Matt Simon**, Running Backs; **Mike Smith**, Defensive Assistant/Defensive Line; **Bennie Thompson**, Special Teams Assistant

RAVENS HONOR ROLL

Pro Bowl: DT Sam Adams (2nd team); WR/KR Jermaine Lewis (2nd team); LB Ray Lewis (starter); OT Jonathan Ogden (starter);

TE Shannon Sharpe (2nd team); S Rod Woodson (starter)

All-Pro: DT Sam Adams (PFW, FN, CPFW); WR/KR Jermaine Lewis (PFW, FD, TSN); TE Shannon Sharpe (CPFW); LB Ray Lewis (AP-1st team, SI, PFW, FD, FN, CPFW, TSN); OL Edwin Mulitalo (SI); OT Jonathan Ogden (AP-2nd team, PFW, FD, FN, CPFW, TSN)

Ravens Nest Lineman of the Year: OL Edwin Mulitalo

Ravens Roost Extra Effort Award: WR Brandon Stokley

Ravens Roost Unsung Hero: LB Jamie Sharper

Ed Block Courage Award: S Corey Harris

SEASON TRENDS

	Reg.	Post.		Reg.	Post.
Record	10-6	1-1	When Scoring First	5-2	0-0
vs. AFC Central	6-4	0-1	When Not Scoring First	5-4	1-1
vs. AFC	8-4	1-1	Positive or Even Turnover Ratio	9-0	1-0
vs. NFC	2-2	0-0	Negative Turnover Ratio	1-6	0-1
Home	6-2	0-0	Winning Penalty Ratio	7-3	1-0
Away	4-4	1-1	Losing Penalty Ratio	3-2	0-1
On Grass	10-6	1-1	Overtime	0-0	0-0
Artificial Turf	0-0	0-0	Preseason	1-2	0-0
Outdoors	10-6	1-1	With a 100-Yard Rusher	3-0	1-0
Indoors	0-0	0-0	With a 100-Yard Receiver	1-0	0-0
Leading at Halftime	5-1	1-0	Without a 100-yard Rusher	7-6	0-1
Trailing at Halftime	2-5	0-1	Without a 100-yard Receiver	9-6	1-1
Tied at Halftime	3-0	0-0	When Allowing a 100-Yard Rusher	1-0	0-0
Tied After 3 Quarters	2-0	0-0	When Not Allowing a 100-Yard Rusher	9-6	1-1
Leading After 3 Quarters	5-0	1-0	When Allowing a 100-Yard Receiver	1-2	0-0
Trailing After 3 Quarters	3-6	0-1	When Not Allowing a 100-Yard Receiver	9-4	1-1
Winning Coin Toss	6-2	1-1	With a 300-Yard Passer	0-1	0-0
Losing Coin Toss	4-4	0-0	Without a 300-Yard Passer	10-5	1-1
Decided by 8 Points or less	5-2	0-0	When Allowing a 300-Yard Passer	2-2	0-0
Decided by 3 Points or less	3-0	0-0	When Not Allowing a 300-Yard Passer	8-4	1-1



2001 POSTSEASON STATISTICS

RESULTS AND ATTENDANCE

WON 1, LOST 1

01/13	W	20-3	at Miami	72,251
01/20	L	10-27	at Pittsburgh	63,976

TEAM STATISTICS

	RAVENS	OPPONENT
TOTAL FIRST DOWNS	27	30
Rushing	12	12
Passing	13	14
Penalty	2	4
3rd Down: Made/Att	11/28	10/27
3rd Down Pct	39.3	37.0
4th Down: Made/Att	1/1	0/1
4th Down Pct.	100.0	0.0
POSSESSION AVG.	28:35	31:26
TOTAL NET YARDS	497	448
Avg. Per Game	248.5	224.0
Total Plays	120	119
Avg. Per Play	4.1	3.8
NET YARDS RUSHING	248	200
Avg. Per Game	124.0	100.0
Total Rushes	61	64
NET YARDS PASSING	249	248
Avg. Per Game	124.5	124.0
Sacked/Yards Lost	4/37	5/28
Gross Yards	286	276
Att./Completions	55/30	50/27
Completion Pct.	54.5	54.0
Had Intercepted	3	2
PUNTS/AVERAGE	12/40.1	11/43.5
NET PUNTING AVG.	12/32.1	11/30.6
PENALTIES/YARDS	14/100	11/86
FUMBLES/BALL LOST	2/2	6/2
TOUCHDOWNS	3	3
Rushing	1	2
Passing	1	1
Returns	1	0

SCORE BY PERIODS	1	2	3	4	OT	PTS
RAVENS	0	10	14	6	0	30
Opponents	13	10	0	7	0	30

SCORING	TD	RU	PA	RT	K/PAT	FG	S	PTS
Stover	0	0	0	0	3/3	3/4	0	12
Allen	1	1	0	0			0	6
Je. Lewis	1	0	0	1			0	6
T. Taylor	1	0	1	0			0	6
RAVENS	3	1	1	1	3/3	3/4	0	30
Opponents	3	2	1	0	3/3	3/4	0	30

2-PT. CONVERSIONS: RAVENS 0-0; Opponents 0-0

SACKS: Boulware 1.0, A. Mitchell 1.0, Sharper 1.0, Webster 1.0, Burnett 0.5, A. Thomas 0.5, RAVENS 5.0, Opponents 4.0

RUSHING

	NO	YDS	AVG	LG	TD
Allen	29	120	4.1	13	1
Brookins	14	71	5.1	18	0
M. Williams	9	29	3.2	9	0
T. Taylor	1	15	15.0	15	0
Ayanbadejo	2	8	4.0	5	0
Je. Lewis	2	4	2.0	5	0
Grbac	2	3	1.5	4	0
Redman	2	-2	-1.0	-1	0
RAVENS	61	248	4.1	18	1
Opponents	64	200	3.1	23	2

RECEIVING

	NO	YDS	AVG	LG	TD
Sharpe	9	79	8.8	27	0
T. Taylor	6	76	12.7	45	1
M. Williams	4	24	6.0	14	0
Allen	3	11	3.7	6	0
Stokley	2	38	19.0	27	0
Ismail	2	24	12.0	16	0
Gash	1	13	13.0	13	0
Heap	1	11	11.0	11	0
Ayanbadejo	1	7	7.0	7	0
Brookins	1	3	3.0	3	0
RAVENS	30	286	9.5	45	1
Opponents	27	276	10.2	32t	1

INTERCEPTIONS

	NO	YDS	AVG	LG	TD
Starks	1	26	26.0	26	0
McAlister	1	18	18.0	18	0
RAVENS	2	44	22.0	26	0
Opponents	3	51	17.0	32	0

PUNTING

	NO	YDS	AVG	TB	IN	LG	BLK
Richardson	12	481	40.1	1	1	52	0
RAVENS	12	481	40.1	1	1	52	0
Opponents	11	479	43.5	2	4	52	0

PUNT RETURNS

	RET	FC	YDS	AVG	LG	TD
Je. Lewis	5	2	102	20.4	88t	1
RAVENS	5	2	102	20.4	88t	1
Opponents	7	0	76	10.9	35	0

KICKOFF RETURNS

	NO	YDS	AVG	LG	TD
Je. Lewis	6	104	17.3	28	0
Harris	2	33	16.5	18	0
RAVENS	8	137	17.1	28	0
Opponents	8	187	23.4	32	0

FIELD GOALS

	1-19	20-29	30-39	40-49	50+
Stover	0/0	1/1	1/1	1/2	0/0
RAVENS	0/0	1/1	1/1	1/2	0/0
Opponents	0/0	1/1	1/2	1/1	0/0

Stover: (40N,35G,40G)(26G)

Opponents: (33G)(21G,35N,46G)

PASSING	ATT	COMP	YARDS	COMP%	YDS/ATT	TD	TD%	INT	INT%	LG	SACK/LOST	RATING
Grbac	55	30	286	54.5	5.20	1	1.8	3	5.5	45	4/37	52.5
RAVENS	55	30	286	54.5	5.20	1	1.8	3	5.5	45	4/37	52.5
Opponents	50	27	276	54.0	5.52	1	2.0	2	4.0	32t	5/28	60.1

DEFENSIVE

FROM COACHES VIDEO

PLAYER	TT	SOLO	AS	SACKS	YDS	INT	PD	FF	FR
Sharper, Jamie	20	12	8	1	0	0	1	1	0
Lewis, Ray	15	9	6	0	0	0	0	2	0
Woodson, Rod	14	11	3	0	0	0	2	0	0
Harris, Corey	12	9	3	0	0	0	1	0	0
Webster, Larry	12	8	4	1	8	0	1	0	0
Starks, Duane	10	9	1	0	0	1	1	0	0
Boulware, Peter	10	5	5	1	15	0	0	2	1
Burnett, Rob	8	6	2	1	3	0	0	0	0
Siragusa, Tony	8	5	3	0	0	0	0	0	0
Adams, Sam	7	2	5	0	0	0	0	0	1
McAlister, Chris	6	3	3	0	0	1	3	0	0
Mitchell, Anthony	4	4	0	1	2	0	0	0	0
Gregg, Kelly	4	3	1	0	0	0	0	0	0
Lake, Carnell	4	3	1	0	0	0	1	0	0
Thomas, Adalius	4	2	2	0	0	0	0	0	0
Jackson, Brad	3	2	1	0	0	0	0	0	0
Dalton, Lionel	1	0	1	0	0	0	0	0	0

SPECIAL TEAMS

FROM COACHES VIDEO

PLAYER	TT	SOLO	AS	FF	FR	BK
Porter, Alvin	6	4	2	1	0	0
Ayanbadejo, Obafemi	5	3	2	0	0	0
Baxter, Gary	3	2	1	0	0	0
Mitchell, Anthony	3	2	1	0	0	0
Starks, Duane	2	2	0	0	0	0
Harris, Corey	2	1	1	0	0	0
Hellestrae, Dale	1	1	0	0	0	0
Jackson, Brad	1	1	0	0	0	0
Richardson, Kyle	1	1	0	0	0	0
Thomas, Adalius	1	1	0	0	0	0
Hartwell, Edgerton	1	0	1	0	0	0



2002 STATISTICS

DEFENSIVE

FROM COACHES VIDEO

PLAYER	TT	SOLO	AS	SACKS	YDS	INT	PD	FR	FF
Hartwell, Ed	191	125	66	3	18.0	0	7	0	0
Baxter, Gary	90	75	15	0	0	1	20	0	0
Boulware, Peter	87	63	24	7	57.0	1	4	1	1
Reed, Ed	86	69	17	1	3.0	5	13	0	1
Lewis, Ray	85	57	28	0	0	2	2	1	1
Gregg, Kelly	84	53	31	2	13.0	0	0	0	0
Harris, Bernardo	73	47	26	2	23.0	2	4	0	0
Thomas, Adalius	68	38	30	3	20.0	2	11	1	3
Brown, Cornell	67	47	20	1.5	14.0	0	3	0	0
McAlister, Chris	67	58	9	0	0	1	24	0	1
Weaver, Anthony	65	43	22	3.5	33.0	0	4	0	1
Demps, Will	64	51	13	1	2.0	1	7	0	1
Williams, Chad	43	35	8	0	0	3	8	0	1
Porter, Alvin	41	36	5	0	0	0	3	0	0
Trapp, James	36	26	10	1	17.0	3	11	0	1
Kemoeatu, Maake	32	20	12	2	6.0	0	0	0	0
Mitchell, Anthony	31	25	6	0	0	3	2	0	0
Parker, Riddick	29	17	12	1	5.0	0	0	0	2
McCrary, Michael	16	10	6	2	6.0	0	1	0	0
Douglas, Marques	15	9	6	1	9.0	0	0	0	0
Nugent, David	15	8	7	0	0	0	0	0	0
Tate, Robert	14	13	1	0	0	0	2	0	0
Taylor, Shannon	14	8	6	0	0	0	0	0	1
Scott, Bart	5	2	3	0	0	1	0	0	0

SPECIAL TEAMS

FROM COACHES VIDEO

PLAYER	TT	SOLO	AS	FF	FR	BK
Scott, Bart	17	13	4	0	0	0
Williams, Chad	17	12	5	1	0	1
Thomas, Adalius	15	11	4	0	0	0
Taylor, Shannon	14	12	2	0	0	0
Mitchell, Anthony	12	10	2	0	0	0
Trapp, James	12	9	3	0	0	0
Jones, John	10	3	7	0	0	0
Porter, Alvin	9	6	3	0	1	0
Reed, Ed	8	5	3	0	0	2
Brown, Cornell	7	4	3	0	0	0
Demps, Will	6	3	3	0	0	0
Johnson, Ron	3	3	0	0	1	0
Maese, Joe	3	2	1	0	1	0
Ricard, Alan	3	2	1	0	0	0
Stover, Matt	3	3	0	0	0	0
Tate, Robert	3	1	2	0	0	0
Harris, Bernardo	2	2	0	0	0	0
Jenkins, J.R.	2	2	0	0	0	0
Perryman, Ray	2	1	1	0	0	0
Hartwell, Ed	1	0	1	0	0	0
Jones, Terry	1	0	1	0	0	0
Zastudil, Dave	1	1	0	0	0	0
Gash, Sam	0	0	0	0	1	0

TOP THREE

SOLO	SACKS	FF	FR	PD
125 Ed Hartwell	7.0 Peter Boulware	3 Adalius Thomas	1 Peter Boulware	24 Chris McAlister
75 Gary Baxter	3.5 Anthony Weaver	2 Riddick Parker	1 Ray Lewis	20 Gary Baxter
69 Ed Reed	3.0 2 players tied		1 Adalius Thomas	13 Ed Reed

USUAL STARTERS

OFFENSE

WR 89	Travis Taylor
LT 75	Jonathan Ogden
LG 64	Edwin Mulitalo
C 62	Mike Flynn
RG 66	Bennie Anderson
RT 77	Ethan Brooks
TE 86	Todd Heap
WR 80	Brandon Stokley*
QB 81	Randy Hymes
QB 7	Chris Redman
RB 11	Jeff Blake
RB 31	Jamal Lewis
FB 39	Alan Ricard

*IR

DEFENSE

DE 98	Anthony Weaver
DT 97	Kelly Gregg
DE 96	Adalius Thomas
99	Michael McCrary*
LOLB 90	Cornell Brown
LILB 56	Ed Hartwell
RILB 52	Ray Lewis*
51	Bernardo Harris
ROLB 58	Peter Boulware
LCB 21	Chris McAlister
RCB 28	Gary Baxter
SS 20	Ed Reed
FS 47	Will Demps
42	Anthony Mitchell

COACHES

Brian Billick, Head Coach; **Matt Cavanaugh**, Offensive Coordinator; **Mike Nolan**, Defensive Coordinator; **Gary Zauner**, Special Teams Coordinator; **Mark Asanovich**, Assistant Strength and Conditioning; **Jim Colletto**, Offensive Line; **Jeff Friday**, Strength and Conditioning; **Wade Harman**, Tight Ends/Assistant Offensive Line; **Donnie Henderson**, Secondary; **Paul Ricci**, Assistant Strength and Conditioning; **Rex Ryan**, Defensive Line; **David Shaw**, Quarterbacks/Wide Receivers; **Matt Simon**, Running Backs; **Mike Smith**, Linebackers; **Bennie Thompson**, Special Teams Assistant; **Phil Zacharias**, Defensive Assistant/Defensive Line

RAVENS HONOR ROLL

Pro Bowl: LB Peter Boulware (2nd team); TE Todd Heap (2nd team); OT Jonathan Ogden (starter)

All-Pro: OT Jonathan Ogden (AP-1st team, PFW, FD-2nd team, TSN)

Comeback Player of the Year: RB Jamal Lewis (FD)

All-Rookie Team: S Ed Reed (PFW), P Dave Zastudil (PFW)

Ravens Nest Lineman of Year: DE Adalius Thomas

Ravens Roost Extra Effort Award: LB Edgerton Hartwell

Ravens Roost Unsung Hero: NT Kelly Gregg

Ed Block Courage Award: OT Ethan Brooks

SEASON TRENDS

Record	7-9	When Scoring First	5-2
vs. AFC North	3-3	When Not Scoring First	2-7
vs. AFC	7-5	Positive or Even Turnover Ratio	7-1
vs. NFC	0-4	Negative Turnover Ratio	0-8
Home	4-4	Winning Penalty Ratio	5-3
Away	3-5	Losing Penalty Ratio	1-5
On Grass	7-7	Overtime	0-0
Artificial Turf	0-2	Preseason	2-2
Outdoors	7-7	With a 100-Yard Rusher	4-1
Indoors	0-2	With a 100-Yard Receiver	1-1
Leading at Halftime	5-1	Without a 100-yard Rusher	3-8
Trailing at Halftime	1-8	Without a 100-yard Receiver	6-8
Tied at Halftime	1-0	When Allowing a 100-Yard Rusher	2-3
Tied After 3 Quarters	0-1	When Not Allowing a 100-Yard Rusher	5-6
Leading After 3 Quarters	6-2	When Allowing a 100-Yard Receiver	2-1
Trailing After 3 Quarters	1-6	When Not Allowing a 100-Yard Receiver	5-8
Winning Coin Toss	3-1	With a 300-Yard Passer	0-2
Losing Coin Toss	4-8	Without a 300-Yard Passer	7-7
Decided by 7 Points or less	4-5	When Allowing a 300-Yard Passer	2-1
Decided by 3 Points or less	1-5	When Not Allowing a 300-Yard Passer	5-8

2003 STATISTICS

DEFENSIVE

FROM COACHES VIDEO

PLAYER	TT	SOLO	AS	SACKS	YDS	INT	PD	FF	FR
Lewis, Ray	225	160	65	1.5	11	6	13	2	2
Hartwell, Ed	140	89	51	3	20.5	1	5	2	0
Baxter, Gary	106	88	18	1	5	3	16	0	0
Gregg, Kelly	104	78	26	3	15	0	0	0	1
Reed, Ed	92	77	15	1	12	7	19	1	0
Douglas, Marques	89	62	27	4.5	32.5	0	3	1	0
Boulware, Peter	79	56	23	8.5	71	0	2	2	1
Weaver, Anthony	63	43	20	5	38	0	7	2	2
Demps, Will	59	41	18	0	0	2	11	1	0
McAlister, Chris	52	43	9	0	0	3	16	0	0
Fuller, Corey	41	37	4	0	0	0	8	0	0
Thomas, Adalius	34	26	8	4	21	0	8	1	0
Williams, Chad	34	27	7	1	7	1	8	1	0
Brown, Cornell	33	19	14	1	5	0	3	0	0
Suggs, Terrell	33	26	7	12	97	1	3	6	4
Kemoatu, Maake	24	14	10	1	7	0	1	0	0
Knight, Tom	18	17	1	0.5	5	0	1	0	1
Johnson, Jarret	18	9	9	0	0	0	1	0	0
Parker, Riddick	12	8	4	0	0	0	0	0	0
Scott, Bart	9	7	2	0	0	0	0	0	1
Walls, Ray	5	5	0	0	0	0	2	0	0
Brightful, Lamont	2	2	0	0	0	0	0	0	0
Franklin, Aubrayo	1	1	0	0	0	0	0	0	0

SPECIAL TEAMS

FROM COACHES VIDEO

PLAYER	TT	SOLO	AS	FF	FR	BK
Thomas, Adalius	23	17	6	1	0	1
Scott, Bart	19	12	7	0	0	0
Sapp, Gerome	16	9	7	0	1	0
Walls, Ray	12	9	3	0	0	0
Jones, John	11	8	3	0	0	0
Smith, Musa	10	8	2	0	0	0
Demps, Will	9	8	1	0	0	0
Morrow, Harold	9	5	4	0	0	0
Taylor, Chester	8	8	0	0	1	0
Brown, Cornell	8	5	3	0	0	0
Williams, Chad	6	4	2	0	2	0
Brightful, Lamont	5	3	2	0	1	0
Maese, Joe	5	3	2	0	1	0
Mughelli, Ovie	5	5	0	0	0	0
Jones, Terry	3	3	0	1	0	0
Johnson, Ron	2	1	1	0	0	0
Slaughter, TJ	2	1	0	0	0	0
Fuller, Corey	1	1	0	0	0	0
Ricard, Alan	1	1	0	0	0	0
Zastudil, Dave	1	0	0	0	0	0
Ogden, Jonathan	0	0	0	0	1	0
Reed, Ed	0	0	0	0	0	2

TOP THREE

SOLO	SACKS	FF	FR	PD
160 Ray Lewis	12.0 Terrell Suggs	6 Adalius Thomas	4 Terrell Suggs	19 Ed Reed
89 Ed Hartwell	8.5 Peter Boulware	3 Peter Boulware	2 Ray Lewis	16 Gary Baxter
88 Gary Baxter	5.0 Anthony Weaver	2 Anthony Weaver	2 Anthony Weaver	16 Chris McAlister

USUAL STARTERS

OFFENSE	DEFENSE
WR 89 Travis Taylor	DE 98 Anthony Weaver
TE 82 Terry Jones	NT 97 Kelly Gregg
LT 75 Jonathan Ogden	DE 94 Marques Douglas
LG 64 Edwin Mulitalo	LOLB 96 Adalius Thomas*
C 62 Mike Flynn	90 Cornell Brown
RG 66 Bennie Anderson	LILB 56 Ed Hartwell
RT 77 Orlando Brown	RILB 52 Ray Lewis
TE 86 Todd Heap	ROLB 58 Peter Boulware
QB 8 Kyle Boller	LCB 21 Chris McAlister
2 Anthony Wright	RCB 26 Corey Fuller
RB 31 Jamal Lewis	28 Gary Baxter
FB 39 Alan Ricard	SS 20 Ed Reed
*IR	FS 28 Gary Baxter
	47 Will Demps

COACHES

Brian Billick, Head Coach; **Matt Cavanaugh**, Offensive Coordinator; **Mike Nolan**, Defensive Coordinator; **Gary Zauner**, Special Teams Coordinator; **Jim Colletto**, Offensive Line; **Jeff Friday**, Strength and Conditioning; **Wade Harman**, Tight Ends/Offensive Line; **Donnie Henderson**, Secondary; **Mike Pettine**, Coaching Assistant/Quality Control; **Paul Ricci**, Assistant Strength and Conditioning; **Rex Ryan**, Defensive Line; **David Shaw**, Quarterbacks/Wide Receivers; **Matt Simon**, Running Backs; **Mike Singletary**, Linebackers; **Bennie Thompson**, Special Teams Assistant; **Dennis Thurman**, Assistant Defensive Backs; **Phil Zacharias**, Defensive Assistant/Outside Linebackers

RAVENS HONOR ROLL

AP Offensive Player of the Year: RB Jamal Lewis
AP Defensive Player of the Year: LB Ray Lewis
AP Defensive Rookie of the Year: LB Terrell Suggs
Pro Bowl: LB Peter Boulware (2nd team), TE Todd Heap (2nd team), RB Jamal Lewis (starter), LB Ray Lewis (starter), CB Chris McAlister (starter), T Jonathan Ogden (starter), S Ed Reed (starter), LB Adalius Thomas (ST)
All-Pro: LB Peter Boulware (FD-2nd team), TE Todd Heap (AP-2nd team, FD-2nd team), RB Jamal Lewis (AP-1st team, FD-1st team, PFW, TSN), LB Ray Lewis (AP-1st team, FD-1st team, PFW, SI, TSN), CB Chris McAlister (AP-1st team, FD-1st team, PFW), T Jonathan Ogden (AP-1st team, PFW, FD-1st team, SI, TSN), S Ed Reed (AP-2nd team, FD-2nd team, SI, TSN)
Pro Football Weekly Most Valuable Player: RB Jamal Lewis
Pro Football Weekly Defensive Most Valuable Player: LB Ray Lewis
Pro Football Weekly Defensive Rookie of the Year: LB Terrell Suggs
Pro Football Weekly All-Rookie Team: LB Terrell Suggs
Pro Football Weekly All-AFC: RB Jamal Lewis, T Jonathan Ogden, LB Ray Lewis, S Ed Reed, LB Adalius Thomas (ST)
Football Digest Defensive Player of the Year: LB Ray Lewis
Football Digest Assistant Coach of the Year: Defensive Coordinator Mike Nolan
Ravens Nest Lineman of the Year: DE Anthony Weaver
Ravens Roost Extra Effort Award: NT Kelly Gregg
Ravens Roost Unsung Hero: LB Edgerton Hartwell
Ed Block Courage Award: DE Marques Douglas

SEASON TRENDS

Record	10-6	When Scoring First	5-1
vs. AFC North	4-2	When Not Scoring First	5-5
vs. AFC	7-5	Positive or Even Turnover Ratio	10-0
vs. NFC	3-1	Negative Turnover Ratio	0-6
Home	7-1	Winning Penalty Ratio	5-4
Away	3-5	Losing Penalty Ratio	5-2
On Grass	3-4	Overtime	1-1
Artificial Turf	7-2	Preseason	1-3
Outdoors	10-5	With a 100-Yard Rusher	8-4
Indoors	0-1	With a 100-Yard Receiver	2-1
Leading at Halftime	9-0	Without a 100-yard Rusher	2-2
Trailing at Halftime	1-5	Without a 100-yard Receiver	8-5
Tied at Halftime	0-1	When Allowing a 100-Yard Rusher	1-1
Tied After 3 Quarters	0-1	When Not Allowing a 100-Yard Rusher	9-5
Leading After 3 Quarters	8-1	When Allowing a 100-Yard Receiver	1-2
Trailing After 3 Quarters	2-5	When Not Allowing a 100-Yard Receiver	9-4
Winning Coin Toss	4-4	With a 300-Yard Passer	1-1
Losing Coin Toss	6-2	Without a 300-Yard Passer	9-5
Decided by 7 Points or less	3-2	When Allowing a 300-Yard Passer	1-1
Decided by 3 Points or less	2-1	When Not Allowing a 300-Yard Passer	9-5

2003 POSTSEASON STATISTICS

RESULTS AND ATTENDANCE

WON 0, LOST 1
01/03 L 17-20 Tennessee 69,452

TEAM STATISTICS

	RAVENS	OPPONENT
TOTAL FIRST DOWNS	12	16
Rushing	1	10
Passing	11	6
Penalty	0	0
3rd Down: Made/Att	3/12	6/15
3rd Down Pct.	25.0	40.0
4th Down: Made/Att	0/0	0/0
4th Down Pct.	0.0	0.0
POSSESSION AVG.	24:52	35:08
TOTAL NET YARDS	255	324
Avg. Per Game	255.0	324.0
Total Plays	55	63
Avg. Per Play	4.6	5.1
NET YARDS RUSHING	54	165
Avg. Per Game	54.0	165.0
Total Rushes	16	40
NET YARDS PASSING	201	159
Avg. Per Game	201.0	159.0
Sacked/Yards Lost	2/13	0/0
Gross Yards	214	159
Att./Completions	37/20	23/14
Completion Pct.	54.1	60.9
Had Intercepted	2	3
PUNTS/AVERAGE	8/48.8	6/44.7
NET PUNTING AVG.	8/40.0	6/44.3
PENALTIES/YARDS	8/70	6/55
FUMBLES/BALL LOST	1/0	0/0
TOUCHDOWNS	2	2
Rushing	0	1
Passing	1	1
Returns	1	0

SCORE BY PERIODS	1	2	3	4	OT	PTS
RAVENS	7	3	0	7	0	17
Opponents	7	0	7	6	0	20

SCORING	TD	RU	PA	RT	K/PAT	FG	S	PTS
Demps	1	0	0	1				6
Heap	1	0	1	0				6
Stover	0	0	0	0	2/2	1/1		5
RAVENS	2	0	1	1	2/2	1/1		17
Opponents	2	1	1	0	2/2	2/2		20

2-PT. CONVERSIONS: RAVENS 0-0; Opponents 0-0

SACKS: RAVENS 0.0, Opponents 2.0

PASSING	ATT	COMP	YARDS	COMP%	YDS/ATT	TD	TD%	INT	INT%	LG	SACK/LOST	RATING
Wright	37	20	214	54.1	5.78	1	2.7	2	5.4	35t	2/13	57.7
RAVENS	37	20	214	54.1	5.78	1	2.7	2	5.4	35t	2/13	57.7
Opponents	23	14	159	60.9	6.91	1	4.3	3	13.0	49t	0/0	56.5

RUSHING

	NO	YDS	AVG	LG	TD
J. Lewis	14	35	2.5	8	0
Wright	2	19	9.5	11	0
RAVENS	16	54	3.4	11	0
Opponents	40	165	4.1	16	1

RECEIVING

	NO	YDS	AVG	LG	TD
T. Taylor	7	82	11.7	30	0
Heap	6	80	13.3	35t	1
C. Taylor	2	19	9.5	16	0
T. Jones	2	16	8.0	9	0
J. Lewis	2	4	2.0	6	0
Robinson	1	13	13.0	13	0
RAVENS	20	214	10.7	35t	1
Opponents	14	159	11.4	49t	1

INTERCEPTIONS

	NO	YDS	AVG	LG	TD
Demps	1	56	56.0	56t	1
Reed	1	23	23.0	23	0
McAlister	1	0	0.0	0	0
RAVENS	3	79	26.3	56t	1
Opponents	2	1	0.5	1	0

PUNTING

	NO	YDS	AVG	TB	IN	LG	BLK
Zastudil	8	390	48.8	0	0	56	0
RAVENS	8	390	48.8	0	0	56	0
Opponents	6	268	44.7	0	4	63	0

PUNT RETURNS

	RET	FC	YDS	AVG	LG	TD
Brightful	2	2	2	1.0	2	0
RAVENS	2	2	2	1.0	2	0
Opponents	6	1	70	11.7	17	0

KICKOFF RETURNS

	NO	YDS	AVG	LG	TD
Brightful	2	34	17.0	26	0
C. Taylor	2	45	22.5	26	0
RAVENS	4	79	19.8	26	0
Opponents	4	61	15.3	24	0

FIELD GOALS

	1-19	20-29	30-39	40-49	50+
Stover	0/0	0/0	0/0	1/1	0/0
RAVENS	0/0	0/0	0/0	1/1	0/0
Opponents	0/0	0/0	0/0	2/2	0/0

Stover: (43G)

Opponents: (45G,46G)

DEFENSIVE

FROM COACHES VIDEO

PLAYER	TT	SOLO	AS	SACKS	YDS	INT	PD	FF	FR
Lewis, Ray	18	12	6	0	0	0	0	0	0
Douglas, Marques	10	7	3	0	0	0	0	0	0
Hartwell, Ed	10	7	3	0	0	0	0	0	0
Demps, Will	8	7	1	0	0	1	1	0	0
Gregg, Kelly	6	2	4	0	0	0	0	0	0
Weaver, Anthony	6	5	1	0	0	0	0	0	0
Baxter, Gary	5	5	0	0	0	0	0	0	0
McAlister, Chris	3	3	0	0	0	1	2	0	0
Parker, Riddick	3	3	0	0	0	0	0	0	0
Reed, Ed	3	3	0	0	0	1	2	0	0
Brown, Cornell	2	2	0	0	0	0	0	0	0
Kemoeatu, Maake	2	2	0	0	0	0	0	0	0
Suggs, Terrell	2	1	1	0	0	0	0	0	0
Johnson, Jarret	1	0	1	0	0	0	0	0	0
Knight, Tom	1	1	0	0	0	0	0	0	0
Williams, Chad	1	1	0	0	0	0	0	0	0

SPECIAL TEAMS

FROM COACHES VIDEO

PLAYER	TT	SOLO	AS	FF	FR	BK
Smith, Musa	4	2	2	0	0	0
Morrow, Harold	3	1	2	0	0	0
Brightful, Lamont	1	1	0	0	0	0
Brown, Cornell	1	1	0	0	0	0
Demps, Will	1	1	0	0	0	0
Jones, Terry	1	1	0	0	0	0
Knight, Tom	1	1	0	0	0	0
Maese, Joe	1	1	0	0	0	0
Mughelli, Ovie	1	1	0	0	0	0
Scott, Bart	1	1	0	0	0	0
Franklin, Aubrayo	1	1	0	0	0	0



2004 STATISTICS

RESULTS AND ATTENDANCE

WON 9, LOST 7

09/12	L	3-20	at Cleveland	73,068
09/19	W	30-13	Pittsburgh	69,859
09/26	W	23-9	at Cincinnati	65,575
10/04	L	24-27	Kansas City	69,827
10/10	W	17-10	at Washington	90,287
10/17			Bye Week	
10/24	W	20-6	Buffalo	69,809
10/31	L	10-15	at Philadelphia	67,715
11/07	W	27-13	Cleveland	69,781
11/14	W	20-17 (OT)	at New York Jets	77,826
11/21	W	30-10	Dallas	69,924
11/28	L	3-24	at New England	68,756
12/05	L	26-27	Cincinnati	69,695
12/12	W	37-14	New York Giants	69,856
12/19	L	10-20	at Indianapolis	57,240
12/26	L	7-20	at Pittsburgh	64,227
1/2/05	W	30-23	Miami	69,843

TEAM STATISTICS

TOTAL FIRST DOWNS

Rushing	103	88
Passing	135	158
Penalty	22	27
3rd Down: Made/Att	81/231	75/218
3rd Down Pct.	35.1	34.4
4th Down: Made/Att	4/15	2/8
4th Down Pct.	26.7	25.0

POSSESSION AVG.

RAVENS	29:36	30:24
TOTAL NET YARDS	4375	4803
Avg. Per Game	273.4	300.2
Total Plays	991	1009
Avg. Per Play	4.4	4.8

NET YARDS RUSHING

RAVENS	1681	1681
Avg. Per Game	128.9	105.1
Total Rushes	491	469

NET YARDS PASSING

RAVENS	2312	3122
Avg. Per Game	144.5	195.1
Sacked/Yards Lost	35/247	39/264
Gross Yards	2559	3386
Att./Completions	465/258	501/276
Completion Pct.	55.5	55.1
Had Intercepted	11	21

PUNTS/AVERAGE

RAVENS	97/40.6	94/40.1
NET PUNTING AVG.	97/34.6	94/33.1
PENALTIES/YARDS	94/894	101/798

FUMBLES/BALL LOST

RAVENS	26/12	23/13
TOUCHDOWNS	33	27

Rushing	11	9
Passing	13	14
Returns	9	4

SCORE BY PERIODS

	1	2	3	4	OT	PTS
RAVENS	63	89	75	87	3	317
OPPONENTS	46	59	57	106	0	268

SCORING

TD	RU	PA	RT	K/PAT	FG	S	PTS	
Stover	0	0	0	30/30	29/32	0	117	
J. Lewis	7	7	0	0	0	0	42	
Moore	4	0	4	0	0	0	26	
Heap	3	0	3	0	0	0	18	
Sams	3	1	0	2	0	0	18	
Hymes	2	0	2	0	0	0	12	
McAlister	2	0	0	2	0	0	12	
Reed	2	0	0	2	0	0	12	
C. Taylor	2	2	0	0	0	0	12	
Boller	1	1	0	0	0	0	6	
Dinkins	1	0	1	0	0	0	6	
J. Johnson	1	0	0	1	0	0	6	
K. Johnson	1	0	1	0	0	0	6	
Jones	1	0	1	0	0	0	6	
Sanders	1	0	0	1	0	0	6	
Wilcox	1	0	1	0	0	0	6	
Williams	1	0	0	1	0	0	6	
RAVENS	33	11	13	9	30/30	29/32	0	317
Opponents	27	9	14	4	24/24	26/31	1	268

2-PT. CONVERSIONS: Moore, RAVENS 1-3, Opponents 1-3

SACKS: Suggs 10.5, Thomas 8.0, Douglas 5.5, Weaver 4.0, Demps 2.5, Baxter 2.0, Reed 2.0, Williams 2.0, Gregg 1.5, R. Lewis 1.0, RAVENS 39.0, Opponents 35.0

PASSING

ATT	COMP	YARDS	COMP%	YDS/ATT	TD	TD%	INT	INT%	LG	SACK/LOST	RATING	
Boller	464	258	2559	55.6	5.52	13	2.8	11	2.4	57t	35/247	70.9
Hymes	1	0	0	0.0	0.00	0	0.0	0	0.0	0	0/0	39.6
RAVENS	465	258	2559	55.5	5.50	13	2.8	11	2.4	57t	35/247	70.7
Opponents	501	276	3386	55.1	6.76	14	2.8	21	4.2	76t	39/264	68.0

RUSHING

NO	YDS	AVG	LG	TD	
J. Lewis	235	1006	4.3	75t	7
C. Taylor	160	714	4.5	47	2
Boller	53	189	3.6	19	1
White	27	82	3.0	16	0
White	14	62	4.4	16	0
M. Smith	12	48	4.0	13	0
Ricard	10	36	3.6	14	0
Sams	4	19	4.8	8	1
K. Johnson	1	0	0.0	0	0
Stewart	1	-1	-1.0	-1	0
Sanders	1	-10	-10.0	-10	0

RAVENS

491	2063	4.2	75t	11
------------	-------------	------------	------------	-----------

Opponents

469	1681	3.6	35t	9
------------	-------------	------------	------------	----------

RECEIVING

NO	YDS	AVG	LG	TD	
K. Johnson	35	373	10.7	35	1
T. Taylor	34	421	12.4	47	0
C. Taylor	30	184	6.1	23	0
Heap	27	303	11.2	37	3
Hymes	26	323	12.4	57t	2
Wilcox	25	219	8.8	20	1
Moore	24	293	12.2	52	4
Jones	20	152	7.6	19	1
Ricard	11	39	3.5	8	0
J. Lewis	10	116	11.6	46	0
Dinkins	9	94	10.4	18	1
White	6	21	3.5	12	0
White	2	4	2.0	6	0
M. Smith	2	31	15.5	25	0
Darling	2	5	2.5	4	0
Sams	1	2	2.0	2	0

RAVENS

258	2559	9.9	57t	13
------------	-------------	------------	------------	-----------

Opponents

276	3386	12.3	76t	14
------------	-------------	-------------	------------	-----------

INTERCEPTIONS

NO	YDS	AVG	LG	TD	
Reed	9	358	39.8	106t	1
Williams	3	156	52.0	94	1
Sanders	3	87	29.0	48t	1
McAlister	1	51	51.0	51t	1
Baxter	1	33	33.0	33	0
Thomas	1	8	8.0	8	0
J. Johnson	1	6	6.0	6t	1
Weaver	1	1	1.0	1	0
Demps	1	0	0.0	0	0
RAVENS	21	700	33.3	106t	5
Opponents	11	172	15.6	71	0

PUNTING

NO	YDS	AVG	NET	TB	IN	LG	BLK	
Zastudil	73	2948	40.4	34.6	12	26	61	0
Murphy	18	777	43.2	36.6	2	6	54	0
Stewart	5	177	35.4	31.2	0	2	42	0
Stover	1	33	33.0	13.0	1	0	33	0
RAVENS	97	3935	40.6	34.6	15	34	61	0
Opponents	94	3767	40.1	33.1	2	24	59	0

PUNT RETURNS

RET	FC	YDS	AVG	LG	TD	
Sams	55	12	57.5	10.5	78t	2
Sanders	5	0	41	8.2	23	0
RAVENS	60	12	616	10.3	78t	2
Opponents	36	21	281	7.8	18	0

KICKOFF RETURNS

NO	YDS	AVG	LG	TD	
Sams	59	1251	21.2	64	0
White	4	99	24.8	44	0
Dinkins	1	7	7.0	7	0
J. Johnson	1	6	6.0	6	0
RAVENS	61	1264	20.7	64	0
Opponents	65	1509	23.2	95t	2

FIELD GOALS

1-19	20-29	30-39	40-49	50+	
Stover	2/2	9/9	7/8	9/10	2/3
RAVENS	2/2	9/9	7/8	9/10	2/3
Opponents	1/1	13/13	3/4	8/10	1/3

Stover: (42G)(35G,27G,34G)(21G)(50G)(33G)(24G,50N,19G)(44G)(44G,39G,43G,36G)(24G,42G)(50G)(22G)(20G,22G,38G,45G)(46G,44G,27G)(42G,31B)(44N)(25G,19G,33G)

Opponents: (37G,25G)(48N)(29G,47G,26G)(42G,38G)(26G)(24G,21G)(20G,41G,43G)(50G,29G)(20G)(19G,41N)(28G,40G,48G)(53N,41G,24G)(/)(24G,33G,33N)(23G,40G)(53N)



2004 STATISTICS

DEFENSIVE

FROM COACHES VIDEO

PLAYER	TT	SOLO	AS	SACKS	YDS	INT	YDS	PD	FF	FR
Lewis, Ray	200	122	78	1	9	0	0	3	1	2
Hartwell, Ed	141	83	58	0	0	0	0	0	1	0
Douglas, Marques	92	47	45	5.5	37.5	0	0	2	1	0
Gregg, Kelly	89	54	35	1.5	5.5	0	0	2	1	1
Reed, Ed	89	80	9	2	28	9	358	17	3	2
Baxter, Gary	86	78	8	2	8	1	33	14	2	0
Demps, Will	86	72	14	2.5	23.5	1	0	8	2	2
Thomas, Adalius	80	48	32	8	28	1	8	5	4	0
Suggs, Terrell	72	48	24	10.5	83.5	0	0	1	1	2
Weaver, Anthony	61	35	26	4	23	1	1	5	0	1
Kemoatu, Maake	48	27	21	0	0	0	0	0	0	0
McAlister, Chris*	44	38	6	0	0	1	51	8	0	2
Williams, Chad	32	31	1	2	18	3	158	6	0	0
Johnson, Jarret	30	17	13	0	0	1	6	1	0	1
Fuller, Corey	14	13	1	0	0	0	0	0	0	0
Walls, Ray	12	10	2	0	0	0	0	2	0	0
Brown, Cornell	10	6	4	0	0	0	0	0	0	0
Sanders, Deion	9	8	1	0	0	3	87	7	0	0
Franklin, Aubrayo	7	3	4	0	0	0	0	1	0	0
Slaughter, T.J.	7	4	3	0	0	0	0	0	0	0
Scott, Bart	5	3	2	0	0	0	0	0	0	0
Edwards, Dwan	4	1	3	0	0	0	0	0	0	0
Green, Roderick	1	1	0	0	0	0	0	0	0	0
Totals	1219	829	390	39.0	264.0	21	700	82	16	13

* McAlister recovered an Ed Reed fumble vs. Cin. (12/5) after Reed intercepted a pass

SPECIAL TEAMS

FROM COACHES VIDEO

PLAYER	TT	SOLO	AS	FF	FR	BK
Morrow, Harold	21	15	6	0	0	0
Scott, Bart	17	10	7	0	1	0
Thomas, Adalius	16	15	1	0	0	0
Williams, Chad	14	10	4	0	0	0
Brown, Cornell	8	6	2	0	0	0
Slaughter, T.J.	8	7	1	1	0	0
Smith, Musa	8	8	0	0	0	0
Wilcox, Daniel	8	8	0	0	0	0
Fuller, Corey	7	5	2	0	0	0
Taylor, Chester	7	6	1	0	0	0
Walls, Ray	7	5	2	0	1	0
Green, Rod	5	4	1	0	0	0
Demps, Will	4	4	0	0	0	0
Dinkins, Darnell	3	2	1	0	0	0
White, Jamel	3	3	0	0	0	0
Maese, Joe	2	2	0	0	0	0
Mughelli, Ovie	2	2	0	0	0	0
Sams, B.J.	2	2	0	0	0	0
Hartwell, Ed	1	0	1	0	1	0
Richey, Wade	1	1	0	0	0	0
Totals	144	115	29	1	3	0

TOP THREE

SOLO	SACKS	FF	FR	PD
122 Ray Lewis	10.5 Terrell Suggs	4 Adalius Thomas	2 5 tied	17 Ed Reed
83 Ed Hartwell	8.0 Adalius Thomas	3 Ed Reed	1 3 tied	14 Gary Baxter
80 Ed Reed	5.5 Marques Douglas	2 2 tied		8 2 tied

USUAL STARTERS

OFFENSE		DEFENSE	
WR 89 Travis Taylor	DE 98 Anthony Weaver		
LT 75 Jonathan Ogden	NT 97 Kelly Gregg		
LG 64 Edwin Mulitalo	DE 94 Marques Douglas		
C 62 Casey Rabach	LOLB 55 Terrell Suggs		
RG 66 Bennie Anderson	LILB 56 Edgerton Hartwell		
RT 78 Orlando Brown	RILB 52 Ray Lewis		
TE 86 Todd Heap	ROLB 96 Adalius Thomas		
82 Terry Jones	LCB 21 Chris McAlister		
WR 80 Randy Hymes	RCB 28 Gary Baxter		
QB 7 Kyle Boller	SS 20 Ed Reed		
RB 31 Jamal Lewis	FS 47 Will Demp		
FB 39 Alan Ricard			

COACHES

Brian Billick, Head Coach; **Matt Cavanaugh**, Offensive Coordinator; Mike Nolan, Defensive Coordinator; **Gary Zauner**, Special Teams Coordinator; **Jim Fassel**, Senior Consultant/Offense; **Jim Colletto**, Offensive Line; **Jedd Fisch**, Offensive Assistant; **Jeff FitzGerald**, Outside Linebackers; **Jeff Friday**, Strength and Conditioning; **Wade Harman**, Tight Ends/Asst. Offensive Line; **Johnnie Lynn**, Secondary; **Mike Pettine**, Defensive Assistant; **Paul Ricci**, Asst. Strength and Conditioning; **Rex Ryan**, Defensive Line; **David Shaw**, Wide Receivers; **Mike Singletary**, Inside Linebackers; **Matt Simon**, Running Backs; **Bennie Thompson**, Special Teams Assistant; **Dennis Thurman**, Secondary; **Phil Zacharias**, Defensive Assistant

RAVENS HONOR ROLL

Pro Bowl: LB Ray Lewis (starter), CB Chris McAlister (starter), T Jonathan Ogden (starter), S Ed Reed (starter), LB Terrell Suggs

AP Defensive Player of the Year: S Ed Reed

All-Pro: LB Ray Lewis (AP-1st team, FD-1st team, PFW, SI, TSN), CB Chris McAlister (AP-2nd team, FD-1st team, PFW), T Jonathan Ogden (AP-2nd team, PFW, FD-1st team, SI, TSN), S Ed Reed (AP-1st team, FD-2nd team, SI, TSN)

Pro Football Weekly Defensive Most Valuable Player: S Ed Reed

Pro Football Weekly All-AFC: RB Jamal Lewis, T Jonathan Ogden, LB Ray Lewis, S Ed Reed, LB Adalius Thomas (ST)

Football Digest Defensive Player of the Year: S Ed Reed

Football Digest Assistant Coach of the Year: Defensive Coordinator Mike Nolan

NFL Players of the Month/Week: RS B.J. Sams (Oct.) – Special Teams, S Ed Reed (Nov.) – Defense, CB Deion Sanders (Week 7) – Defense, S Ed Reed (Week 9) – Defense, QB Kordell Stewart (Week 10) – Special Teams, QB Kyle Boller (Week 14) – Offense

Ravens Nest Lineman of the Year: DT Ma'ake Kemoatu

Ravens Roost Extra Effort Award: QB Kyle Boller

Ravens Roost Unsung Hero: C/G Casey Rabach

Ed Block Courage Award: T Orlando Brown

SEASON TRENDS

Record	9-7	When Scoring First	3-2
vs. AFC North	3-3	When Not Scoring First	6-5
vs. AFC	6-6	Positive or Even Turnover Ratio	8-3
vs. NFC	3-1	Negative Turnover Ratio	1-4
Home	6-2	Winning or even Penalty Ratio	5-6
Away	3-5	Losing Penalty Ratio	4-1
On Grass	1-4	With a 100-Yard Rusher	4-2
On Artificial Turf	8-3	With a 100-Yard Receiver	0-0
Outdoors	9-6	Without a 100-Yard Rusher	5-5
Indoors	0-1	Without a 100-Yard Receiver	9-7
Leading at Halftime	6-1	When Allowing a 100-Yard Rusher	1-3
Trailing at Halftime	3-3	When Not Allowing a 100-Yard Rusher	8-4
Tied at Halftime	0-3	When Allowing a 100-Yard Receiver	4-2
Leading After 3 Quarters	7-1	When Not Allowing a 100-Yard Receiver	6-5
Tied After 3 Quarters	0-0	With a 300-Yard Passer	0-0
Trailing After 3 Quarters	2-6	Without a 300-Yard Passer	9-7
Winning Coin Toss	4-4	Allowing a 300-Yard (net) Passer	0-1
Losing Coin Toss	5-3	Not Allowing a 300-Yard (net) Passer	9-6
Decided by 7 Points or Less	3-3	Overtime	1-0
Decided by 3 Points or Less	1-2	Preseason	3-1

2005 STATISTICS

RESULTS AND ATTENDANCE

WON 6, LOST 10

09/11	L	7-24	Indianapolis	70,501
09/18	L	10-25	at Tennessee	69,149
09/25			Bye Week	
10/02	W	13-3	NY Jets	70,479
10/09	L	17-35	at Detroit	61,201
10/16	W	16-3	Cleveland	70,196
10/23	L	6-10	at Chicago	62,102
10/31	L	19-20	at Pittsburgh	64,178
11/06	L	9-21	Cincinnati	70,540
11/13	L	3-30	at Jacksonville	66,107
11/20	W	16-13 (OT)	Pittsburgh	70,601
11/27	L	29-42	at Cincinnati	65,680
12/04	W	16-15	Houston	69,909
12/11	L	10-12	at Denver	75,651
12/19	W	48-3	Green Bay	70,604
12/25	W	30-23	Minnesota	70,246
01/01	L	16-20	at Cleveland	69,871

TEAM STATISTICS

	RAVENS	OPPONENT
TOTAL FIRST DOWNS	286	277
Rushing	97	79
Passing	163	161
Penalty	26	37
3rd Down: Made/Att	95/243	79/219
3rd Down Pct.	39.1	36.1
4th Down: Made/Att	11/19	4/12
4th Down Pct.	57.9	33.3
POSSESSION AVG.	30:22	29:38
TOTAL NET YARDS	4693	4555
Avg. Per Game	293.3	284.7
Total Plays	1056	998
Avg. Per Play	4.4	4.6
NET YARDS RUSHING	1605	1591
Avg. Per Game	100.3	99.4
Total Rushes	452	431
NET YARDS PASSING	3088	2964
Avg. Per Game	193.0	185.3
Sacked/Yards Lost	42/293	41/264
Gross Yards	3381	3228
Att./Completions	562/335	526/296
Completion Pct.	59.6	56.3
Had Intercepted	21	11
PUNTS/AVERAGE	86/42.8	89/40.5
NET PUNTING AVG.	86/35.6	89/33.0
PENALTIES/YARDS	139/1067	110/844
FUMBLES/BALL LOST	28/15	27/14
TOUCHDOWNS	25	30
Rushing	5	8
Passing	17	18
Returns	3	4

SCORE BY PERIODS	1	2	3	4	OT	PTS
RAVENS	50	77	44	91	3	265
OPPONENTS	54	75	90	80	0	299

SCORING	TD	RU	PA	RT	K/PAT	FG	S	PTS
Stover	0	0	0	0	23/23	30/34	0	113
Heap	7	0	7	0	0	0	0	42
J. Lewis	4	3	1	0	0	0	0	24
Clayton	3	1	2	0	0	0	0	18
Mason	3	0	3	0	0	0	0	18
Thomas	3	0	0	3	0	0	0	18
Hymes	2	0	2	0	0	0	0	12
Boller	1	1	0	0	0	0	0	6
Taylor	1	0	1	0	0	0	0	6
Wilcox	1	0	1	0	0	0	0	6
J. Green	0	0	0	0	0	0	0	2
Elling	0	0	0	0	0/0	0/1	0	0
RAVENS	25	5	17	3	23/23	30/35	0	265
Opponents	30	8	18	4	28/29	29/31	1	299

2-PT. CONVERSIONS: J. Green, RAVENS 1-2; Opponents 1-1

SACKS: Thomas 9.0, Suggs 8.0, Polley 4.0, Scott 4.0, Boulware 2.5, Gregg 2.5, R. Green 2.0, Weaver 2.0, (group) 2.0, J. Johnson 1.5, Williams 1.5, Franklin 1.0, Kemoeatu 1.0, R. Lewis 1.0 RAVENS 42.0; Opponents 42.0

PASSING	ATT	COMP	YARDS	COMP%	YDS/ATT	TD	TD%	INT	INT%	LG	SACK/LOST	RATING
Boller	293	171	1799	58.4	6.14	11	3.8	12	4.1	47t	23/146	71.8
Wright	266	164	1582	61.7	5.95	6	2.3	9	3.4	48	19/147	71.7
Hymes	2	0	0	0.0	0.00	0	0.0	0	0.0	0	0/0	39.6
Clayton	1	0	0	0.0	0.00	0	0.0	0	0.0	0	0/0	39.6
RAVENS	562	335	3381	59.6	6.02	17	3.0	21	3.7	48	42/293	71.3
Opponents	526	296	3228	56.3	6.14	18	3.4	11	2.3	56	41/264	76.4

RUSHING

	NO	YDS	AVG	LG	TD
J. Lewis	269	906	3.4	25	3
Taylor	117	487	4.2	52	0
Wright	18	68	3.8	22	0
Boller	23	66	2.9	9	1
Clayton	8	33	4.1	11t	1
Stewart	4	24	6.0	13	0
White	6	17	2.8	5	0
J. Green	5	4	0.8	4	0
Sanders	1	0	0.0	0	0
Zastudil	1	0	0.0	0	0
RAVENS	452	1605	3.6	52	5
Opponents	431	1591	3.7	77t	8

RECEIVING

	NO	YDS	AVG	LG	TD
Mason	86	1073	12.5	39t	3
Heap	75	855	11.4	48	7
Clayton	44	471	10.7	47t	2
Taylor	41	292	7.1	20	1
J. Lewis	32	191	6.0	15t	1
Wilcox	20	154	7.7	17t	1
Hymes	11	132	12.0	21	2
J. Green	7	32	4.6	8	0
Dinkins	6	55	9.2	15	0
Moore	3	59	19.7	24	0
Mughelli	3	13	4.3	6	0
Mu. Smith	3	5	1.7	4	0
P. Johnson	2	31	15.5	19	0
Ricard	2	18	9.0	11	0
RAVENS	335	3381	10.1	48	17
Opponents	296	3228	10.9	56	18

INTERCEPTIONS

	NO	YDS	AVG	LG	TD
Sanders	2	57	28.5	33	0
Thomas	2	48	24.0	28	1
Suggs	2	38	19.0	38	0
Reed	1	23	23.0	23	0
Williams	1	14	14.0	14	0
Rolle	1	11	11.0	11	0
Polley	1	2	2.0	2	0
R. Lewis	1	0	0.0	0	0
McAlister	1	0	0.0	0	0
RAVENS	12	193	16.1	48	1
Opponents	21	256	12.2	37	3

PUNTING	NO	YDS	AVG	NET	TB	IN	LG	BLK
Zastudil	84	3653	43.5	35.7	7	11	60	1
Elling	1	32	32.0	32.0	0	1	32	0
RAVENS	86	3685	42.8	35.6	7	12	60	1
Opponents	89	3605	40.5	33.0	12	30	61	0

PUNT RETURNS	RET	FC	YDS	AVG	LG	TD
Sams	33	10	401	12.2	51	0
Clayton	6	2	30	5.0	10	0
Sanders	0	1	0	---	---	0
RAVENS	39	13	431	11.1	51	0
Opponents	55	12	481	8.7	62t	1

KICKOFF RETURNS

	NO	YDS	AVG	LG	TD
Sams	44	998	22.7	87	0
Taylor	12	253	21.1	45	0
White	2	18	9.0	9	0
Dinkins	1	10	10.0	10	0
J. Green	1	10	10.0	10	0
RAVENS	60	1289	21.5	87	0
Opponents	62	1352	21.8	59	0

FIELD GOALS	1-19	20-29	30-39	40-49	50+
Stover	1/1	8/8	10/11	11/14	0/0
Elling	0/0	0/0	0/0	0/0	0/1
RAVENS	1/1	8/8	10/11	11/14	0/1
Opponents	0/0	12/12	9/9	8/10	0/0

Stover: (38N,47N,45N)(30)(42,25)(46)(39,27,38)(40,29)(22,43N,40,49,47)(34,32,31)(41)(47,25,44)(38)(29)(23,40)(37,38,19)(21,43,31)
 Elling: 0(0)0(0)0(0)0(0)(54N)0(0)0(0)
 Opponents: (20)(39,29,47)(21)(24)(23,47N)(42,37)(48N)(48,33,26)(44,37)(26,31)(39,26,22,29,39)(47,48)(27)(36,40,46)(21,39)



2005 STATISTICS

DEFENSIVE

FROM COACHES VIDEO

PLAYER	TT	SOLO	AS	SACKS	YDS	INT	YDS	PD	FF	FR
Polley, Tommy	134	95	39	4	29	0	0	2	2	1
Scott, Bart	119	77	42	4	24.5	0	0	5	1	1
Thomas, Adalius	104	70	34	9	75	2	48	9	3	4
Gregg, Kelly	102	61	41	2.5	15	0	0	4	0	0
Suggs, Terrell	86	65	21	8	64.5	2	38	3	6	1
Lewis, Ray	77	47	30	1	1	1	0	3	0	1
Demps, Will	70	56	14	0	0	0	0	3	0	2
Kemoeatu, Maake	70	44	26	1	2	0	0	0	0	1
Johnson, Jarret	61	37	24	1.5	4	0	0	2	0	1
McAlister, Chris	53	47	6	0	0	1	0	20	1	0
Williams, Chad	47	34	13	1.5	12	1	14	3	2	0
Weaver, Anthony	46	35	11	2	11	0	0	2	0	1
Rolle, Samari	45	40	5	0	0	1	11	14	1	0
Reed, Ed	40	36	4	0	0	1	23	12	0	0
Sanders, Deion	40	30	10	0	0	2	57	7	0	0
Edwards, Dwan	38	23	15	0	0	0	0	0	0	0
Franklin, Aubrayo	34	18	16	1	1	0	0	1	0	0
Carter, Dale	18	17	1	0	0	0	0	1	0	0
Boulware, Peter	15	6	9	2.5	18	0	0	1	0	0
Green, Roderick	4	4	0	2	4	0	0	0	0	0
Ward, B.J.	4	4	0	0	0	0	0	0	0	1
Totals	1207	846	361	42	261	11	191	92	16	14

SPECIAL TEAMS

FROM COACHES VIDEO

PLAYER	TT	SOLO	AS	FF	FR	BK
Wilcox, Daniel	18	12	6	0	1	0
Green, Roderick	17	12	5	0	1	0
Ward, B.J.	17	11	6	1	0	0
Mughelli, Ovie	16	15	1	0	0	0
Scott, Bart	15	12	3	2	0	0
Taylor, Chester	13	10	3	0	0	0
Williams, Chad	12	10	2	0	0	0
Carter, Dale	10	10	0	1	0	0
Dinkins, Darnell	10	9	1	0	0	0
Katula, Matt	10	7	3	0	0	0
Demps, Will	7	3	4	0	0	0
Green, Justin	4	3	1	0	0	0
Thomas, Adalius	4	4	0	0	0	0
Polley, Tommy	3	1	2	0	0	0
Clayton, Mark	2	2	0	0	0	0
Haley, Dennis	2	2	0	0	0	0
Oglesby, Evan	2	1	1	0	0	0
Smith, Mike	2	1	1	0	0	0
Smith, Musa	2	2	0	0	0	0
Elling, Aaron	1	1	0	0	0	0
Nelson, Jim	1	1	0	0	0	0
Stover, Matt	1	1	0	0	0	0
Woodfin, Zac	1	1	0	0	0	0
Zastudil, Dave	1	1	0	0	0	0
Totals	171	132	39	4	2	0

TOP THREE

SOLO	SACKS	FF	FR	PD
95 Tommy Polley	9 Adalius Thomas	6 Terrell Suggs	4 Adalius Thomas	20 Chris McAlister
77 Bart Scott	8 Terrell Suggs	3 Adalius Thomas	2 Will Demps	14 Samari Rolle
70 Adalius Thomas	4 2 Tied	2 2 Tied	1 8 Tied	12 Ed Reed

USUAL STARTERS

OFFENSE		DEFENSE	
WR 89 Mark Clayton	LDE 98 Anthony Weaver		
LT 75 Jonathan Ogden	DT 97 Kelly Gregg		
LG 64 Edwin Mulitalo	NT 92 Maake Kemoeatu		
C 62 Mike Flynn	RDE 55 Terrell Suggs		
RG 68 Keydrick Vincent	LLB 96 Adalius Thomas		
RT 77 Orlando Brown	MLB 50 Tommy Polley		
TE 86 Todd Heap	RLB 57 Bart Scott		
WR 85 Derrick Mason	LCB 21 Chris McAlister		
QB 7 Kyle Boller	RCB 22 Samari Rolle		
RB 31 Jamal Lewis	SS 20 Ed Reed		
FB 34 Ovie Mughelli	FS 47 Will Demps		

COACHES

Brian Billick, Head Coach; **Jim Fassel**, Offensive Coordinator; **Rex Ryan**, Defensive Coordinator; **Gary Zauner**, Special Teams Coordinator; **Clarence Brooks**, Defensive Line; **John Fassel**, Offensive Assistant; **Jedd Fisch**, Asst. Quarterbacks/Wide Receivers; **Jeff FitzGerald**, Linebackers; **Chris Foerster**, Asst. Head Coach/Offensive Line; **Jeff Friday**, Strength and Conditioning; **Wade Harman**, Tight Ends/Asst. Offensive Line; **Johnnie Lynn**, Secondary; **Rick Neuheisel**, Quarterbacks; **Mike Pettine**, Outside Linebackers; **Paul Ricci**, Asst. Strength and Conditioning; **David Shaw**, Wide Receivers; **Matt Simon**, Running Backs; **Bennie Thompson**, Asst. Special Teams; **Dennis Thurman**, Secondary

RAVENS HONOR ROLL

Pro Bowl: LT Jonathan Ogden (starter); TE Todd Heap and S Ed Reed (alternates)
FedEx Air Player of the Week: QB Kyle Boller (Week 16)
Pro Football Weekly/PFWA All-Rookie Team: WR Mark Clayton
The Sporting News All-Pro: PR B.J. Sams
USA Today All-Joe Team: DT Kelly Gregg
NFL Players of the Week: K Matt Stover (Week 11) – Special Teams; LB Terrell Suggs (Week 13) – Defense
Ravens Nest Player of the Year: LB Bart Scott
Ravens Roost Extra Effort Award: DE Jarret Johnson
Ravens Roost Unsung Hero: LB Adalius Thomas
Ed Block Courage Award: CB Dale Carter

SEASON TRENDS

Record	6-10	When Scoring First	4-4
vs. AFC North	2-4	When Not Scoring First	1-6
vs. AFC	4-8	Positive or Even Turnover Ratio	4-4
vs. NFC	2-2	Negative Turnover Ratio	2-6
Home	6-2	Winning or Even Penalty Ratio	3-2
Away	0-8	Losing Penalty Ratio	3-8
On Grass	0-6	With a 100-Yard Rusher	1-1
On Artificial Turf	6-4	With a 100-Yard Receiver	2-1
Outdoors	6-9	Without a 100-Yard Rusher	5-9
Indoors	0-1	Without a 100-Yard Receiver	4-9
Leading at Halftime	5-1	When Allowing a 100-Yard Rusher	0-4
Trailing at Halftime	1-8	When Not Allowing a 100-Yard Rusher	5-7
Tied at Halftime	0-1	When Allowing a 100-Yard Receiver	0-3
Leading After 3 Quarters	5-0	When Not Allowing a 100-Yard Receiver	6-7
Tied After 3 Quarters	0-0	With a 300-Yard Passer	0-0
Trailing After 3 Quarters	1-10	Without a 300-Yard Passer	6-10
Winning Coin Toss	3-5	Allowing a 300-Yard (net) Passer	0-1
Losing Coin Toss	3-5	Not Allowing a 300-Yard (net) Passer	6-9
Decided by 7 Points or Less	3-4	Overtime	1-0
Decided By 3 Points or Less	2-2	Preseason	2-2



2006 STATISTICS

RESULTS AND ATTENDANCE

WON 13, LOST 3 (AFC NORTH CHAMPIONS)

9/10	W	27-0	at Tampa Bay	65,087
9/17	W	28-6	Oakland	70,744
9/24	W	15-14	at Cleveland	72,474
10/01	W	16-13	San Diego	70,743
10/09	L	3-13	at Denver	76,355
10/15	L	21-23	Carolina	70,762
10/22			Bye Week	
10/29	W	35-22	at New Orleans	69,152
11/05	W	26-20	Cincinnati	70,792
11/12	W	27-26	at Tennessee	69,143
11/19	W	24-10	Atlanta	70,790
11/26	W	27-0	Pittsburgh	70,946
11/30	L	7-13	at Cincinnati	65,973
12/10	W	20-10	at Kansas City	77,232
12/17	W	27-17	Cleveland	70,857
12/24	W	31-7	at Pittsburgh	63,224
12/31	W	19-7	Buffalo	70,913

TEAM STATISTICS

TOTAL FIRST DOWNS

Rushing	86
Passing	179
Penalty	17
3rd Down: Made/Att	96/233
3rd Down Pct.	41.2
4th Down: Made/Att	8/11
4th Down Pct.	72.7

POSSESSION AVG.

32:49

TOTAL NET YARDS

5072

Avg. Per Game 317.0

Total Plays 1017

Avg. Per Play 5.0

NET YARDS RUSHING

1637

Avg. Per Game 102.3

Total Rushes 476

NET YARDS PASSING

3435

Avg. Per Game 214.7

Sacked/Yards Lost 17/100

Gross Yards 3535

Att./Completions 524/328

Completion Pct. 62.6

Had Intercepted 14

PUNTS/AVERAGE

86/43.0

NET PUNTING AVG.

86/37.6

PENALTIES/YARDS

109/878

FUMBLES/BALL LOST

21/9

TOUCHDOWNS

38

Rushing 11

Passing 21

Returns 6

SCORE BY PERIODS

1 2 3 4 OT PTS

RAVENS 84 91 73 105 0 353

Opponents 32 84 30 55 0 201

SCORING

TD RU PA RT K/PAT FG S PTS

Stover 0 0 0 0 37/37 28/30 0 121

J. Lewis 9 9 0 0 0 0 0 54

Heap 6 0 6 0 0 0 0 36

Clayton 5 0 5 0 0 0 0 30

Wilcox 3 0 3 0 0 0 0 18

Mason 2 0 2 0 0 0 0 12

McAlister 2 0 0 2 0 0 0 12

Mughelli 2 0 2 0 0 0 0 12

Williams 2 0 2 0 0 0 0 12

Reed 1 0 0 1 1 8

Thomas 1 0 0 1 1 8

Anderson 1 1 0 0 0 6

Landry 1 0 0 1 0 6

McNair 1 1 0 0 0 6

Moore 1 0 1 0 0 6

Prude 1 0 0 1 0 6

RAVENS 38 11 21 6 37/37 28/30 2 353

Opponents 21 5 16 0 20/20 17/23 1 201

2-PT. CONVERSIONS: RAVENS 0-1; Opponents 1-1

SACKS: Pryce 13, Thomas 11, Scott 9.5, Suggs 9.5, R. Lewis 5, Gregg 3.5, Landry 3, Ivy 2, J. Johnson 1.5, Ngata 1, Rolle 1

RAVENS 60; Opponents 17

PASSING

ATT COMP YARDS COMP% YDS/ATT TD TD% INT INT% LG SACK/LOST RATING

McNair 468 295 3050 63.0 6.52 16 3.4 12 2.6 87t 14/84 82.5

Boller 55 33 485 60.0 8.82 5 9.1 2 3.6 77t 3/16 104.0

Clayton 1 0 0 0.0 0.00 0 0.0 0 0.0 0 0/0 39.6

RAVENS 524 328 3535 62.6 6.75 21 4.0 14 2.7 87t 17/100 84.6

Opponents 509 279 3429 54.8 6.74 16 3.1 28 5.5 72t 60/418 63.4

RUSHING

J. Lewis	314	1132	3.6	52	9
Anderson	39	183	4.7	34t	1
Mu. Smith	36	153	4.3	30	0
McNair	45	119	2.6	19	1
Mughelli	12	50	4.2	12	0
Boller	22	34	1.5	10	0
Mason	1	-4	-4.0	-4	0
Clayton	7	-30	-4.3	3	0
RAVENS	476	1637	3.4	52	11
Opponents	367	1214	3.3	47	5

RECEIVING

Heap	73	765	10.5	30	6
Mason	68	750	11.0	38	2
Clayton	67	939	14.0	87t	5
Williams	22	396	18.0	77t	2
Mu. Smith	22	135	6.1	30	0
Mughelli	21	182	8.7	30t	2
Wilcox	20	166	8.3	35	3
J. Lewis	18	115	6.4	15	0
Anderson	9	54	6.0	13	0
Green	4	17	4.3	12	0
Sypniewski	2	15	7.5	9	0
Moore	2	1	0.5	4t	1
RAVENS	328	3535	10.8	87t	21
Opponents	279	3429	12.3	72t	16

INTERCEPTIONS

McAlister	6	121	20.2	60t	2
Landry	5	101	20.2	37	1
Reed	5	70	14.0	37	1
Rolle	3	60	20.0	44	0
Prude	2	66	33.0	54	1
Scott	2	31	15.5	24	0
R. Lewis	2	27	13.5	27	0
Ngata	1	60	60.0	60	0
Thomas	1	7	7.0	7	0
Ivy	1	0	0.0	0	0
Sapp	0	1	0.0	1	0
RAVENS	28	544	19.4	60t	5
Opponents	14	142	10.1	45	0

PUNTING

Koch	86	3695	43.0	37.6	3	30	61	0
RAVENS	86	3695	43.0	37.6	3	30	61	0
Opponents	86	3864	44.9	38.3	11	26	71	0

PUNT RETURNS

Sams	29	4	307	10.6	65	0
Ross	13	3	37	2.8	9	0
Ivy	2	0	7	3.5	7	0
Oglesby	1	0	0	0.0	0	0
RAVENS	45	7	351	7.8	65	0
Opponents	44	16	404	9.2	38	0

KICKOFF RETURNS

Sams	30	772	25.7	72	0
Ross	9	194	21.6	28	0
J. Johnson	3	28	9.3	14	0
Ivy	1	14	14.0	14	0
Mu. Smith	1	27	27.0	27	0
Sypniewski	1	11	11.0	11	0
RAVENS	45	1046	23.2	72	0
Opponents	75	1636	21.8	46	0

FIELD GOALS

Stover	0/0	12/13	9/9	6/7	1/1
RAVENS	0/0	12/13	9/9	6/7	1/1
Opponents	0/0	6/6	4/5	3/8	4/4

Stover: (20G,42G)(25G,33G,37G,23G)(32G,43G,52G)(24G)(43G,25G,36G,35G)(27G,40G)(42N,29G)(37G,40G)(29N)(41G,23G)(38G,22G)(26G)(26G,37G,39G,29G)

Opponents: (34G,51G)(34G,54G,40N)(43G,44G)(21G,31G,21G)(51G,31G)(21G,41N,43B)(21G)(23G,27G,46N)(32N,49G)(51G,47N)(0)



2006 STATISTICS

DEFENSIVE

FROM COACHES VIDEO

PLAYER	TT	SOLO	AS	SACKS	YDS	INT	YDS	PD	FF	FR
Lewis, Ray	164	106	58	5	36.5	2	27	9	1	1
Scott, Bart	135	93	42	9.5	66	2	31	9	1	0
Thomas, Adalius	106	75	31	11	59	1	7	9	1	1
Gregg, Kelly	101	61	40	3.5	23	0	0	1	1	3
Landry, Dawan	89	55	34	3	16	5	101	13	0	0
Suggs, Terrell	86	63	23	9.5	64.5	0	0	7	3	2
Pryce, Trevor	73	49	24	13	113.5	0	0	3	2	0
Reed, Ed	66	61	5	0	0	5	70	16	1	1
Rolle, Samari	60	55	5	1	7	3	60	13	0	0
McAlister, Chris	56	51	5	0	0	6	121	25	0	2
Ngata, Haloti	51	28	23	1	3	1	60	3	0	0
Johnson, Jarret	35	23	12	1.5	16.5	0	0	2	0	0
Franklin, Aubrayo	23	13	10	0	0	0	0	1	0	0
Bannan, Justin	20	13	7	0	0	0	0	0	1	0
Ivy, Corey	17	14	3	2	13	1	0	6	2	0
Edwards, Dwan	12	7	5	0	0	0	0	1	0	0
Sapp, Gerome	12	10	2	0	0	0	1	2	1	0
Haley, Dennis	11	6	5	0	0	0	0	2	0	0
Oglesby, Evan	9	8	1	0	0	0	0	2	0	0
Prude, Ronnie	4	4	0	0	0	2	66	5	0	0
Stills, Gary	2	2	0	0	0	0	0	0	1	1
Cody, Dan	1	0	1	0	0	0	0	0	0	0
Martin, Derrick	1	1	0	0	0	0	0	0	0	0
Smith, Mike	1	0	1	0	0	0	0	0	0	0
Totals	1135	798	337	60	418	28	544	129	15	11

SPECIAL TEAMS

FROM COACHES VIDEO

PLAYER	TT	SOLO	AS	FF	FR	BK
Stills, Gary	44	29	15	0	1	0
Wilcox, Daniel	20	13	7	0	0	0
Oglesby, Evan	17	9	8	0	0	0
Ivy, Corey	14	11	3	0	0	0
Mughelli, Ovie	14	10	4	0	0	0
Green, Justin	12	6	6	0	0	0
Sapp, Gerome	10	7	3	0	0	0
Haley, Dennis	9	3	6	0	0	0
Johnson, Jarret	6	5	1	0	0	0
Prude, Ronnie	6	5	1	0	0	0
Smith, Mike	6	2	4	1	0	0
Katula, Matt	5	1	4	0	0	0
Johnson, Tim	4	4	0	0	0	0
Landry, Dawan	4	3	1	0	0	0
Martin, Derrick	4	3	1	0	0	0
Smith, Musa	4	2	2	0	1	0
Bannister, Alex	2	2	0	0	0	0
Koch, Sam	2	2	0	0	0	0
Sypniewski, Quinn	2	1	1	0	0	0
Winborne, Jamaine	2	1	1	0	0	0
Anderson, Mike	1	0	1	0	0	0
Stover, Matt	1	1	0	0	0	0
Thomas, Adalius	1	0	1	0	0	0
Totals	190	120	70	1	2	0

TOP THREE

SOLO	SACKS	FF	FR	PD
106 Ray Lewis	13 Trevor Pryce	3 Terrell Suggs	3 Kelly Gregg	25 Chris McAlister
93 Bart Scott	11 Adalius Thomas	2 Corey Ivy	2 Chris McAlister	16 Ed Reed
75 Adalius Thomas	9.5 2 Players	2 Trevor Pryce	2 Terrell Suggs	13 2 Players

USUAL STARTERS

OFFENSE		DEFENSE	
WR 89	Mark Clayton	LDT 90	Trevor Pryce
LT 75	Jonathan Ogden	NT 97	Kelly Gregg
LG 60	Jason Brown	RDT 92	Haloti Ngata
C 62	Mike Flynn	LOLB 55	Terrell Suggs
RG 68	Keydrick Vincent	LILB 57	Bart Scott
RT 79	Tony Pashos	RILB 52	Ray Lewis
TE 86	Todd Heap	ROLB 96	Adalius Thomas
WR 85	Derrick Mason	LCB 21	Chris McAlister
QB 9	Steve McNair	RCB 22	Samari Rolle
RB 31	Jamal Lewis	SS 26	Dawan Landry
FB 34	Ovie Mughelli	FS 20	Ed Reed

COACHES

Brian Billick, Head Coach; **Rex Ryan**, Defensive Coordinator; **Frank Ganz Jr.**, Special Teams Coordinator; **Clarence Brooks**, Defensive Line; **Mark Carrier**, Secondary; **Vic Fangio**, Special Assistant; **Jim Fassel**, Offensive Coordinator (games 1-4); **John Fassel**, Special Teams Assistant; **Jedd Fisch**, Asst. Quarterbacks/Wide Receivers; **Jeff FitzGerald**, Linebackers; **Chris Foerster**, Asst. Head Coach/Offensive Line; **Jeff Friday**, Strength and Conditioning; **Wade Harman**, Tight Ends/Asst. Offensive Line; **Mike Johnson**, Wide Receivers; **Tony Nathan**, Running Backs; **Rick Neuheisel**, Quarterbacks; **Mike Pettine**, Outside Linebackers; **Paul Ricci**, Asst. Strength and Conditioning; **Greg Roman**, Asst. Offensive Line; **Dennis Thurman**, Secondary

RAVENS HONOR ROLL

Pro Bowl: LB Ray Lewis, CB Chris McAlister, QB Steve McNair; LT Jonathan Ogden (starter), S Ed Reed (starter), LB Bart Scott, LB Terrell Suggs, LB Adalius Thomas (starter)

NFL Alumni Association's TE of the Year: Todd Heap

Pro Football Weekly Asst. Coach of the Year: Rex Ryan

USA Today's All-Joe Team: NT Kelly Gregg, TE Todd Heap, FB Ovie Mughelli, DE Trevor Pryce, LB Bart Scott, K Matt Stover

NFL Players of the Month/Week: LB Bart Scott (Sept.) - Defense, K Matt Stover (Sept.) - Special Teams, LB Ray Lewis (Week 1) - Defense, CB Chris McAlister (Week 17) - Defense, DT Trevor Pryce (Week 10) - Special Teams, RB B.J. Sams (Week 11) - Special Teams

Ed Block Courage Award: CB Corey Ivy

Ravens Roost Unsung Hero: CB Corey Ivy

Ravens Roost Extra Effort: TE Daniel Wilcox

Ravens Nest Player of the Year: NT Kelly Gregg

SEASON TRENDS

Record	13-3	When Scoring First	9-1
vs. AFC North	5-1	When Not Scoring First	4-2
vs. AFC	10-2	Positive or Even Turnover Ratio	9-1
vs. NFC	3-1	Negative Turnover Ratio	4-2
Home	7-1	Winning or Even Penalty Ratio	6-1
Away	6-2	Losing Penalty Ratio	8-2
On Grass	5-1	With a 100-Yard Rusher	2-0
On Artificial Turf	8-2	With a 100-Yard Receiver	5-1
Outdoors	12-3	Without a 100-Yard Rusher	11-3
Indoors	1-0	Without a 100-Yard Receiver	8-2
Leading at Halftime	9-0	When Allowing a 100-Yard Rusher	2-0
Trailing at Halftime	4-2	When Not Allowing a 100-Yard Rusher	11-3
Tied at Halftime	0-1	When Allowing a 100-Yard Receiver	4-2
Leading After 3 Quarters	10-0	When Not Allowing a 100-Yard Receiver	9-1
Tied After 3 Quarters	0-1	With a 300-Yard Passer	1-0
Trailing After 3 Quarters	3-2	Without a 300-Yard Passer	12-3
Winning Coin Toss	5-2	Allowing a 300-Yard (net) Passer	1-1
Losing Coin Toss	8-1	Not Allowing a 300-Yard (net) Passer	12-2
Decided by 7 Points or Less	4-2	Overtime	0-0
Decided By 3 Points or Less	3-1	Preseason	2-2

2006 POSTSEASON STATISTICS

RESULTS AND ATTENDANCE

WON 0, LOST 1

01/13 L 6-15 Indianapolis 71,162

TEAM STATISTICS

	RAVENS	OPPONENT
TOTAL FIRST DOWNS	13	15
Rushing	5	6
Passing	6	9
Penalty	2	0
3rd Down: Made/Att	2/11	8/19
3rd Down Pct.	18.2	42.1
4th Down: Made/Att	0/0	0/0
4th Down Pct.	0.0	0.0
POSSESSION AVG.	28:36	31:24
TOTAL NET YARDS	244	261
Avg. Per Game	244.0	261.0
Total Plays	51	66
Avg. Per Play	4.8	4.0
NET YARDS RUSHING	83	100
Avg. Per Game	83.0	100.0
Total Rushes	20	35
NET YARDS PASSING	161	161
Avg. Per Game	161.0	161.0
Sacked/Yards Lost	2/12	1/9
Gross Yards	173	170
Att./Completions	29/18	30/15
Completion Pct.	62.1	50.0
Had Intercepted	2	2
PUNTS/AVERAGE	5/38.0	4/45.0
NET PUNTING AVG.	5/27.4	4/32.5
PENALTIES/YARDS	6/39	3/19
FUMBLES/BALL LOST	2/2	3/0
TOUCHDOWNS	0	0
Rushing	0	0
Passing	0	0
Returns	0	0

SCORE BY PERIODS	1	2	3	4	OT	PTS
RAVENS	0	3	0	3	0	6
Opponents	6	3	3	3	0	15

SCORING	TD	RU	PA	RT	K/PAT	FG	S	PTS
Stover	0	0	0	0	0/0	2/2	0	6
RAVENS	0	0	0	0	0/0	2/2	0	6
Opponents	0	0	0	0	0/0	5/5	0	15

2-PT. CONVERSIONS: RAVENS 0-0; Opponents 0-0

SACKS: Gregg 0.5, Thomas 0.5 RAVENS 1.0; Opponents 2.0

RUSHING

	NO	YDS	AVG	LG	TD
J. Lewis	13	53	4.1	18	0
Anderson	4	18	4.5	8	0
McNair	1	6	6.0	6	0
Mughelli	2	6	3.0	3	0
RAVENS	20	83	4.2	18	0
Opponents	35	100	2.9	25	0

RECEIVING

	NO	YDS	AVG	LG	TD
Clayton	6	73	12.2	21	0
Heap	3	28	9.3	23	0
J. Lewis	3	24	8.0	13	0
Mason	2	16	8.0	9	0
Mughelli	2	11	5.5	9	0
Wilcox	1	15	15.0	15	0
Anderson	1	6	6.0	6	0
RAVENS	18	173	9.6	23	0
Opponents	15	170	11.3	27	0

INTERCEPTIONS

	NO	YDS	AVG	LG	TD
Reed	2	0	0.0	0	0
RAVENS	2	0	0.0	0	0
Opponents	2	9	4.5	9	0

PUNTING

	NO	YDS	AVG	NET	TB	IN	LG	BLK
Koch	5	190	38.0	27.4	1	1	47	0
RAVENS	5	190	38.0	27.4	1	1	47	0
Opponents	4	180	45.0	32.5	1	1	51	0

PUNT RETURNS

	RET	FC	YDS	AVG	LG	TD
Ross	2	0	30	15.0	18	0
RAVENS	2	0	30	15.0	18	0
Opponents	3	1	33	11.0	21	0

KICKOFF RETURNS

	NO	YDS	AVG	LG	TD
Ross	6	124	20.7	27	0
RAVENS	6	124	20.7	27	0
Opponents	3	48	16.0	18	0

FIELD GOALS

	1-19	20-29	30-39	40-49	50+
Stover	0/0	0/0	0/0	1/1	1/1
RAVENS	0/0	0/0	0/0	1/1	1/1
Opponents	0/0	1/1	1/1	2/2	1/1

Stover: (40G,51G)

Opponents: (23G,42G,51G,48G,35G)

PASSING	ATT	COMP	YARDS	COMP%	YDS/ATT	TD	TD%	INT	INT%	LG	SACK/LOST	RATING
McNair	29	18	173	62.1	5.97	0	0.0	2	6.9	23	2/12	49.9
RAVENS	29	18	173	62.1	5.97	0	0.0	2	6.9	23	2/12	49.9
Opponents	30	15	170	50.0	5.67	0	0.0	2	6.7	27	1/9	39.6

DEFENSIVE

FROM COACHES VIDEO

PLAYER	TT	SOLO	AS	SACKS	LOST	INT	YDS	PD	FF	FR
Lewis, Ray	23	13	10	0	0	0	0	3	0	0
Scott, Bart	12	5	7	0	0	0	0	0	0	0
Suggs, Terrell	10	9	1	0	0	0	0	0	1	0
Pryce, Trevor	8	3	5	0	0	0	0	0	0	0
Thomas, Adalius	8	5	3	0	0	0	0	0	0	0
Gregg, Kelly	7	5	2	1	9	0	0	0	0	0
Ngata, Haloti	7	3	4	0	0	0	0	0	0	0
Rolle, Samari	4	3	1	0	0	0	0	1	0	0
McAlister, Chris	3	3	0	0	0	0	0	1	0	0
Ivy, Corey	2	2	0	0	0	0	0	0	0	0
Johnson, Jarret	2	2	0	0	0	0	0	0	0	0
Reed, Ed	2	2	0	0	0	2	0	3	0	0
Franklin, Aubrayo	1	0	1	0	0	0	0	0	0	0
Landry, Dawan	1	0	1	0	0	0	0	0	0	0
Totals	90	55	35	1	9	2	0	8	1	0

SPECIAL TEAMS

FROM COACHES VIDEO

PLAYER	TT	SOLO	AS	FF	FR	BK
Haley, Dennis	1	1	0	0	0	0
Johnson, Tim	1	1	0	0	0	0
Katula, Matt	1	1	0	0	0	0
Landry, Dawan	1	1	0	0	0	0
Oglesby, Evan	1	1	0	0	0	0
Sapp, Gerome	1	1	0	0	0	0
Totals	6	6	0	0	0	0

2007 STATISTICS

DEFENSIVE

FROM COACHES VIDEO

PLAYER	TT	SOLO	AS	SACKS	YDS	INT	YDS	PD	FF	FR
Lewis, Ray	184	108	76	2	7	2	35	10	2	1
Scott, Bart	131	84	47	1	2	0	0	3	0	0
Gregg, Kelly	111	78	33	3	15	0	0	4	0	1
Suggs, Terrell	95	51	44	5	34	0	0	7	1	0
Johnson, Jarret	94	59	35	2	19	0	0	2	2	0
Ngata, Haloti	94	58	36	3	14	0	0	2	1	0
Landry, Dawan	91	73	18	1	9	0	0	7	0	0
Ivy, Corey	63	55	8	3	21	1	22	16	1	1
Edwards, Dwan	58	30	28	1	8	1	1	1	0	0
Reed, Ed	45	36	9	0	0	7	130	13	0	1
Greisen, Nick	38	22	16	0	0	0	0	0	0	1
Bannan, Justin	37	19	18	2	4	0	0	0	1	0
Martin, Derrick	26	23	3	0	0	2	3	8	0	0
Rolle, Samari	25	23	2	0	0	1	0	5	0	0
McAlister, Chris	23	19	4	0	0	1	0	10	0	0
Pryce, Trevor	19	9	10	2	8	0	0	0	0	0
Pittman, David	10	8	2	0	0	2	21	4	0	0
Gaston, Willie	9	8	1	0	0	0	0	1	0	0
Sapp, Gerome	9	8	1	2	15	0	0	0	0	0
Barnes, Antwan	8	4	4	2	20	0	0	0	0	0
Prude, Ronnie	6	6	0	0	0	0	0	3	0	0
Winborne, Jamaime	6	5	1	0	0	0	0	3	0	0
Jones, Edgar	5	2	3	1	0	0	0	0	0	0
Gordon, Amon	3	2	1	0	0	0	0	0	0	0
Stills, Gary	3	1	2	1	5	0	0	0	0	0
Totals	1193	791	402	32*	181	17	212	99	8	5

*Includes a team sack

SPECIAL TEAMS

FROM COACHES VIDEO

PLAYER	TT	SOLO	AS	FF	FR	BK
Stills, Gary	26	25	1	1	0	0
Winborne, Jamaime	21	21	0	0	0	0
Green, Justin	19	18	1	0	0	0
Martin, Derrick	17	17	0	0	1	0
Greisen, Nick	13	13	0	0	0	0
McClain, LeRon	12	12	0	0	0	0
Prude, Ronnie	8	8	0	0	0	0
Barnes, Antwan	8	7	1	1	0	0
Burgess, Prescott	7	7	0	0	0	0
Katula, Matt	7	7	0	0	0	0
Smith, Musa	7	7	0	0	0	0
Sapp, Gerome	5	5	0	0	0	0
Wilcox, Daniel	5	5	0	0	0	0
Landry, Dawan	5	5	0	0	0	0
Anderson, Mike	4	3	1	0	0	0
McCune, Robert	3	2	1	0	0	0
Darling, Devard	2	2	0	0	1	0
Haley, Dennis	2	2	0	0	0	0
Ivy, Corey	2	2	0	0	0	0
Jones, Edgar	2	2	0	0	0	0
Willis, Matt	2	2	0	0	0	0
Gaston, Willie	1	1	0	0	0	0
Koch, Sam	1	1	0	0	0	0
Edwards, Dwan	0	0	0	0	0	1
Totals	179	174	5	2	2	1

TOP THREE

SOLO	SACKS	FF	FR	PD
108 Ray Lewis	5 Terrell Suggs	2 Jarret Johnson	1 5 Players	16 Corey Ivy
84 Bart Scott	3 3 Players	2 Ray Lewis		13 Ed Reed
78 Kelly Gregg	2 6 Players	1 4 Players		10 2 Players

USUAL STARTERS

OFFENSE		DEFENSE	
WR 89	Mark Clayton	LDT 93	Dwan Edwards
LT 75	Jonathan Ogden	NT 97	Kelly Gregg
LG 60	Jason Brown	RDT 92	Haloti Ngata
C 62	Mike Flynn	LOLB 95	Jarret Johnson
RG 66	Ben Grubbs	LILB 52	Ray Lewis
RT 73	Marshal Yanda	RILB 57	Bart Scott
TE 88	Quinn Sypniewski	ROLB 55	Terrell Suggs
WR 85	Derrick Mason	LCB 21	Chris McAlister
QB 9	Steve McNair	RCB 35	Corey Ivy
7	Kyle Boller	SS 26	Dawan Landry
RB 23	Willis McGahee	FS 20	Ed Reed
FB 39	LeRon McClain		

COACHES

Brian Billick, Head Coach; **Rick Neuheisel**, Offensive Coordinator/Quarterbacks; **Rex Ryan**, Defensive Coordinator; **Frank Ganzs Jr.**, Special Teams Coordinator; **Clarence Brooks**, Defensive Line; **Mark Carrier**, Secondary; **Vic Fangio**, Special Assistant to the Head Coach/Defense; **John Fassel**, Special Teams Assistant; **Jedd Fisch**, Asst. Quarterbacks; **Jeff FitzGerald**, Linebackers; **Chris Foerster**, Asst. Head Coach/Offensive Line; **Jeff Friday**, Strength and Conditioning; **Wade Harman**, Tight Ends/Asst. Offensive Line; **Mike Johnson**, Wide Receivers; **Tony Nathan**, Running Backs; **Mike Pettine**, Outside Linebackers; **Paul Ricci**, Asst. Strength and Conditioning; **Greg Roman**, Asst. Offensive Line; **Dennis Thurman**, Secondary

RAVENS HONOR ROLL

Pro Bowl: LB Ray Lewis, RB Willis McGahee, LT Jonathan Ogden, S Ed Reed (starter)

Pro Bowl (1st Alternate): LB Terrell Suggs, ST Gary Stills

Pro Football Weekly's All-Rookie Team: G Ben Grubbs, RS Yamon Figurs

USA Today's All-Joe Team: NT Kelly Gregg, DT Haloti Ngata

NFL Players of the Week: K Matt Stover (Week 6) - Special Teams, RS Yamon Figurs (Week 3) - Special Teams

Ed Block Courage Award: CB Samari Rolle

Ravens Roost Unsung Hero: NT Kelly Gregg

Ravens Roost Extra Effort: G Ben Grubbs

Ravens Nest Player of the Year: LB Jarret Johnson

SEASON TRENDS

Record	5-11	When Scoring First	5-1
vs. AFC North	1-5	When Not Scoring First	0-10
vs. AFC	2-10	Positive or Even Turnover Ratio	5-1
vs. NFC	3-1	Negative Turnover Ratio	0-10
Home	4-4	Winning or Even Penalty Ratio	3-5
Away	1-7	Losing Penalty Ratio	2-6
On Grass	1-4	With a 100-Yard Rusher	0-5
On Artificial Turf	4-7	With a 100-Yard Receiver	0-2
Outdoors	5-11	Without a 100-Yard Rusher	5-6
Indoors	0-0	Without a 100-Yard Receiver	5-9
Leading at Halftime	5-1	When Allowing a 100-Yard Rusher	0-0
Trailing at Halftime	0-9	When Not Allowing a 100-Yard Rusher	5-11
Tied at Halftime	0-1	When Allowing a 100-Yard Receiver	2-4
Leading After 3 Quarters	5-1	When Not Allowing a 100-Yard Receiver	3-7
Tied After 3 Quarters	0-1	With a 300-Yard Passer	0-1
Trailing After 3 Quarters	0-9	Without a 300-Yard Passer	5-10
Winning Coin Toss	4-3	Allowing a 300-Yard (net) Passer	0-1
Losing Coin Toss	1-8	Not Allowing a 300-Yard (net) Passer	5-10
Decided by 7 Points or Less	4-5	Overtime	0-2
Decided By 3 Points or Less	2-2	Preseason	1-3



2008 STATISTICS

RESULTS AND ATTENDANCE

WON 11, LOST 5

WILD CARD/AFC CHAMPIONSHIP GAME

09/07	W	17-10	Cincinnati	70,978
09/21	W	28-10	Cleveland	71,104
09/29	L	20-23 OT	at Pittsburgh	64,038
10/05	L	10-13	Tennessee	71,131
10/12	L	3-31	at Indianapolis	66,153
10/19	W	27-13	at Miami	64,972
10/26	W	29-10	Oakland	71,254
11/02	W	37-27	at Cleveland	73,078
11/09	W	41-13	at Houston	70,552
11/16	L	10-30	at New York Giants	78,849
11/23	W	36-7	Philadelphia	71,379
11/30	W	34-3	at Cincinnati	63,871
12/07	W	24-10	Washington	71,438
12/14	L	9-13	Pittsburgh	71,502
12/20	W	33-24	at Dallas	63,800
12/28	W	27-7	Jacksonville	71,366

TEAM STATISTICS

TOTAL FIRST DOWNS

Rushing	132	58
Passing	147	152
Penalty	21	18
3rd Down: Made/Att	95/232	71/212
3rd Down Pct.	40.9	33.5
4th Down: Made/Att	7/11	3/16
4th Down Pct.	63.6	18.8

POSSESSION AVG.

RAVENS 33:10 OPPONENT 26:50

TOTAL NET YARDS

RAVENS 5184 OPPONENT 4177

Avg. Per Game 324.0 261.1

Total Plays 1058 928

Avg. Per Play 4.9 4.5

NET YARDS RUSHING

RAVENS 2376 OPPONENT 1302

Avg. Per Game 148.5 81.4

Total Rushes 592 366

NET YARDS PASSING

RAVENS 2808 OPPONENT 2875

Avg. Per Game 175.5 179.7

Sacked/Yards Lost 33/277 34/257

Gross Yards 3085 3132

Att./Completions 433/261 528/276

Completion Pct. 60.3 52.3

Had Intercepted 12 26

PUNTS/AVERAGE

RAVENS 84/45.0 OPPONENT 92/42.8

NET PUNTING AVG. 84/39.9 92/37.0

PENALTIES/YARDS 103/785 114/792

FUMBLES/BALL LOST 28/9 21/8

TOUCHDOWNS

RAVENS 42 OPPONENT 26

Rushing 20 4

Passing 16 17

Returns 6 5

SCORE BY PERIODS

RAVENS 58 115 97 115 0 385

Opponents 57 58 66 60 3 244

SCORING

TD RU PA RT K/PAT FG S PTS

Stover 0 0 0 0 41/41 27/33 0 122

L. McClain 11 10 1 0 0 0 0 66

McGahee 7 7 0 0 0 0 0 42

D. Mason 5 0 5 0 0 0 0 32

Clayton 4 1 3 0 0 0 0 24

Heap 3 0 3 0 0 0 0 18

Reed 3 0 0 3 0 0 0 18

Flacco 2 2 0 0 0 0 0 12

Suggs 2 0 0 2 0 0 0 12

Wilcox 2 0 2 0 0 0 0 12

Figsurs 1 0 1 0 0 0 0 6

Leonhard 1 0 0 1 0 0 0 6

D. Williams 1 0 1 0 0 0 0 6

J. McClain 0 0 0 0 0 2 4

Hauschka 0 0 0 0 0/0 1/2 0 3

RAVENS 42 20 16 6 41/41 28/35 3 385

Opponents 26 4 17 5 25/25 21/22 0 244

2-PT. CONVERSIONS: D. Mason, RAVENS 1-1, Opponents 0-1

SACKS: Suggs 8, J. Johnson 5, Pryce 4.5, Lewis 3.5, Ivy 2.5, J.

McClain 2.5, Scott 1.5, Ayanbadejo 1, Bannan 1, Leonhard 1, Ngata 1,

Reed 1, (group) 1, Jones 0.5, RAVENS 34, Opponents 33

FUM/LOST: Flacco 11/2, L. McClain 4/1, Figsurs 3/0, McGahee 3/3, D.

Mason 2/1, Brown 1/0, Heap 1/1, Leonhard 1/0, Reed 1/0, Rice 1/1

PASSING

Flacco 428 257 2971 60.0 6.94

T. Smith 4 3 82 75.0 20.50

Clayton 1 1 32 100.0 32.00

RAVENS 433 261 3085 60.3 7.12

Opponents 528 276 3132 52.3 5.93

RUSHING

L. McClain	232	902	3.9	82t	10
McGahee	170	671	3.9	77t	7
Rice	107	454	4.2	60	0
Flacco	52	180	3.5	38t	2
Clayton	6	81	13.5	42t	1
Parmele	2	27	13.5	31	0
Neal	12	25	2.1	5	0
T. Smith	9	24	2.7	8	0
Koch	1	9	9.0	9	0
D. Mason	1	3	3.0	3	0
RAVENS	592	2376	4.0	82t	20
Opponents	366	1302	3.6	77	4

RECEIVING

D. Mason	80	1037	13.0	54	5
Clayton	41	695	17.0	70t	3
Heap	35	403	11.5	30	3
Rice	33	273	8.3	40	0
McGahee	24	173	7.2	35	0
L. McClain	19	123	6.5	25	1
D. Williams	13	180	13.8	70t	1
Neal	7	35	5.0	13	0
Wilcox	5	19	3.8	8	2
Figsurs	1	43	43.0	43t	1
Flacco	1	43	43.0	43	0
T. Smith	1	36	36.0	36	0
Jones	1	25	25.0	25	0
RAVENS	261	3085	11.8	70t	16
Opponents	276	3132	11.3	67t	17

INTERCEPTIONS

Reed	9	264	29.3	107t	2
Lewis	3	43	14.3	29	0
McAlister	3	28	9.3	16	0
Rolle	3	5	1.7	3	0
Suggs	2	86	43.0	44t	2
Ngata	2	8	4.0	7	0
Leonhard	1	35	35.0	35t	1
Washington	1	12	12.0	12	0
Walker	1	0	0.0	0	0
Bannan	1	-4	-4.0	-4	0
RAVENS	26	477	18.3	107t	5
Opponents	12	104	8.7	50t	1

PUNTING

Koch	84	3777	45.0	39.9	9	34	74	0
RAVENS	84	3777	45.0	39.9	9	34	74	0
Opponents	92	3938	42.8	37.0	8	21	59	1

PUNT RETURNS

Figsurs	23	11	138	6.0	35	0
Leonhard	20	9	232	11.6	46	0
Reed	1	0	8	8.0	8	0
RAVENS	44	20	378	8.6	46	0
Opponents	38	12	245	6.4	33	0

KICKOFF RETURNS

Figsurs	29	608	21.0	39	0
Leonhard	8	163	20.4	30	0
Rice	7	161	23.0	30	0
Copper	2	35	17.5	18	0
Zbikowski	2	48	24.0	26	0
Clayton	1	12	12.0	12	0
J. Johnson	1	13	13.0	13	0
Jones	1	0	0.0	0	0
Neal	1	2	2.0	2	0
RAVENS	50	1007	20.1	39	0
Opponents	76	1720	22.6	100t	2

FIELD GOALS

Stover	0/0	11/11	11/12	5/9	0/1
Hauschka	0/0	0/0	0/0	0/0	1/2
RAVENS	0/0	11/11	11/12	5/9	1/3
Opponents	2/2	7/7	6/6	5/6	1/1

Stover: (47N,21G)(48N)(33G,20G)(38G,45N)(37G)(47G,28G)(38G,30G)(41G,32G,22G)(50N)(32B,38G)(44G,42G)(27G,21G)(32G)(28G,26G,28G)(26G,29G,37G,35G)(32G,48N,41G)

Hauschka: (0)(0)(0)(0)(0)(54G)(0)(53N)(0)(0)(0)

Opponents: (43G)(38G)(49G,19G,46G)(35G,26G)(37G)(21G,26G)(22G)(23G,54G)(23G,48G)(19G)(0)(21G)(48N,43G)(31G,30G)(35G)(0)

PASSING

Flacco 428 257 2971 60.0 6.94 14 3.3 12 2.8 70t 32/276 80.3

T. Smith 4 3 82 75.0 20.50 1 25.0 0 0.0 43 1/1 156.3

Clayton 1 1 32 100.0 32.00 1 100.0 0 0.0 32t 0/0 158.3

RAVENS 433 261 3085 60.3 7.12 16 3.7 12 2.8 70t 33/277 82.8

Opponents 528 276 3132 52.3 5.93 17 3.2 26 4.9 67t 34/257 60.6

2008 STATISTICS

DEFENSIVE

FROM COACHES VIDEO

PLAYER	TT	SOLO	AS	SACKS	YDS	LOST	INT	RET.	YDS	PD	FF	FR
Lewis, Ray	160	84	76	3.5	32.5	3	43	12	1	2		
Scott, Bart	104	54	50	1.5	12	0	0	5	0	0		
Suggs, Terrell	102	62	40	8	69.5	2	86	11	2	1		
Leonhard, Jim	85	61	24	1	7	1	35	6	0	0		
Johnson, Jarret	82	46	36	5	32	0	0	4	2	1		
Ngata, Haloti	77	43	34	1	8	2	8	4	0	0		
Bannan, Justin	56	30	26	1	6	1	-4	3	0	0		
Ivy, Corey	46	39	7	2.5	7	0	0	5	1	0		
Douglas, Marques	43	24	19	0	0	0	0	0	0	0		
Reed, Ed	40	32	8	1	9	9	264	14	1	2		
Pryce, Trevor	35	20	15	4.5	23	0	0	6	0	0		
Washington, Fabian	34	30	4	0	0	1	12	19	0	0		
Walker, Frank	33	28	5	0	0	1	0	14	2	0		
Rolle, Samari	27	22	5	0	0	3	5	13	1	0		
McAlister, Chris	19	17	2	0	0	3	28	7	0	1		
McKinney, Brandon	19	12	7	0	0	0	0	0	0	1		
Landry, Dawan	14	9	5	0	0	0	0	0	0	0		
McClain, Jameel	8	8	0	2.5	26.5	0	0	0	0	0		
Barnes, Antwan	5	3	2	0	0	0	0	0	0	0		
Greisen, Nick	5	5	0	0	0	0	0	0	0	0		
Oglesby, Evan	4	4	0	0	0	0	0	0	0	1		
Nakamura, Haruki	3	2	1	0	0	0	0	1	0	0		
Ayanbadejo, Brendon	2	1	1	1	9	0	0	0	0	0		
Jones, Edgar	1	1	0	0.5	4.5	0	0	0	0	0		
Zbikowski, Tom	1	1	0	0	0	0	0	0	0	0		
Stone, Daren	0	0	0	0	0	0	0	1	0	0		
TOTALS	1005	638	367	33	246	26	477	125	10	9		

SPECIAL TEAMS

FROM COACHES VIDEO

PLAYER	TT	SOLO	AS	FF	FR	BK
Ayanbadejo, Brendon	30	18	12	0	1	0
Zbikowski, Tom	23	19	4	1	0	0
McClain, Jameel	17	8	9	0	0	1
Nakamura, Haruki	14	11	3	0	0	0
Greisen, Nick	12	5	7	0	0	0
Barnes, Antwan	9	7	2	0	0	0
Stone, Daren	8	4	4	0	1	0
Ivy, Corey	7	7	0	0	0	0
Wilcox, Daniel	7	5	2	0	0	0
Gooden, Tavares	6	6	0	0	0	0
Jones, Edgar	6	4	2	0	1	0
Figurs, Yamon	5	4	1	0	0	0
Oglesby, Evan	5	4	1	0	0	0
Koch, Sam	3	3	0	0	0	0
Smith, Marcus	3	3	0	0	0	0
Stover, Matt	2	2	0	0	0	0
Walker, Frank	2	2	0	0	0	0
Copper, Terrance	1	1	0	0	0	0
Hauschka, Steve	1	1	0	0	0	0
Landry, Dawan	1	1	0	0	0	0
Leonhard, Jim	1	1	0	0	0	0
McCune, Robert	1	1	0	0	0	0
Martin, Derrick	1	1	0	0	0	0
TOTALS	165	118	47	1	3	1

TOP THREE

SOLO	SACKS	FF	FR	PD
84 Ray Lewis	8 Terrell Suggs	2 3 Players	2 Ray Lewis	19 Fabian Washington
62 Terrell Suggs	5 Jarret Johnson	1 4 Players	2 Ed Reed	14 Ed Reed
61 Jim Leonhard	4.5 Trevor Pryce		1 5 Players	14 Frank Walker

USUAL STARTERS

OFFENSE		DEFENSE	
WR 89	Mark Clayton	LDT 94	Justin Bannan
LT 71	Jared Gaither	NT 92	Haloti Ngata
LG 66	Ben Grubbs	RDT 90	Trevor Pryce
C 60	Jason Brown	LOLB 95	Jarret Johnson
RG 65	Chris Chester	LILB 52	Ray Lewis
RT 79	Willie Anderson	RILB 57	Bart Scott
TE 86	Todd Heap	ROLB 55	Terrell Suggs
WR 85	Derrick Mason	LCB 31	Fabian Washington
QB 5	Joe Flacco	RCB 22	Samari Rolle
RB 23	Willis McGahee	SS 36	Jim Leonhard
FB 33	LeRon McClain	FS 20	Ed Reed

COACHES

John Harbaugh, Head Coach; **Rex Ryan**, Asst. Head Coach/Defensive Coordinator; **Cam Cameron**, Offensive Coordinator; **Jerry Rosburg**, Special Teams Coordinator; **Clarence Brooks**, Defensive Line; **Mark Carrier**, Defensive Backs; **John Dunn**, Asst. Strength and Conditioning; **Vic Fangio**, Special Assistant to the Head Coach/Defense; **Wade Harman**, Tight Ends; **Jim Hostler**, Wide Receivers; **Hue Jackson**, Quarterbacks; **Marwan Maalouf**, Assistant Special Teams; **John Matsko**, Offensive Line; **Greg Mattison**, Linebackers; **Andy Moeller**, Assistant Offensive Line; **Wilbert Montgomery**, Running Backs; **Chuck Pagano**, Secondary; **Mike Pettine**, Outside Linebackers; **Bob Rogucki**, Strength and Conditioning; **Craig Ver Steeg**, Offensive Assistant

RAVENS HONOR ROLL

Pro Bowl: ST Brendon Ayanbadejo, LB Ray Lewis (starter), FB LeRon McClain (starter), S Ed Reed (starter), OLB Terrell Suggs
Pro Bowl Alternates: DT Haloti Ngata (1st); LB Bart Scott (2nd); WR Derrick Mason (3rd)
Diet Pepsi Rookie of the Year: QB Joe Flacco
USA Today's All-Joe Team: C Jason Brown, P Sam Koch, T Jared Gaither, DT Haloti Ngata
NFL Players of the Month: QB Joe Flacco (Rookie, November) - Offense, S Ed Reed (December) - Defense
NFL Players of the Week: QB Joe Flacco (Week 9) - Offense, P Sam Koch (Week 16) - Special Teams, LB Ray Lewis (Week 10) - Defense, S Ed Reed (Weeks 12, 14) - Defense, OLB Terrell Suggs (Week 7) - Defense
Ed Block Courage Award: S Ed Reed
Ravens Roost Unsung Hero: C Jason Brown
Ravens Roost Extra Effort: P Sam Koch
Ravens Nest Player of the Year: WR Derrick Mason

SEASON TRENDS

	Reg.	Post.		Reg.	Post.
Record	11-5	2-1	When Scoring First	8-2	0-0
vs. AFC North	4-2	0-1	When Not Scoring First	3-3	2-1
vs. AFC	8-4	2-1	Positive Turnover Ratio	11-3	2-0
vs. NFC	3-1	0-0	Negative Turnover Ratio	0-2	0-1
Home	6-2	0-0	Winning Penalty Ratio	8-2	1-0
Away	5-3	2-1	Losing Penalty Ratio	3-3	1-0
On Grass	3-1	2-1	Overtime	0-1	0-0
Artificial Turf	8-4	0-0	Preseason	1-3	N/A
Outdoors	9-4	2-1	With a 100-Yard Rusher	4-0	0-0
Indoors	2-1	0-0	With a 100-Yard Receiver	3-1	0-0
Leading at Halftime	9-2	1-0	Without a 100-yard Rusher	7-5	2-1
Trailing at Halftime	1-2	0-1	Without a 100-yard Receiver	8-4	2-1
Tied at Halftime	1-1	1-0	When Allowing a 100-Yard Rusher	0-0	0-0
Tied After 3 Quarters	0-0	1-0	When Not Allowing a 100-Yard Rusher	11-5	2-1
Leading After 3 Quarters	10-2	1-0	When Allowing a 100-Yard Receiver	0-2	1-0
Trailing After 3 Quarters	1-3	0-1	When Not Allowing a 100-Yard Receiver	11-3	1-1
Winning Coin Toss	1-3	0-1	With a 300-Yard Passer	0-0	0-0
Losing Coin Toss	10-2	2-0	Without a 300-Yard Passer	11-5	2-1
Decided by 7 Points or less	1-3	1-0	When Allowing a 300-Yard Passer	0-0	0-0
Decided by 3 Points or less	0-2	1-0	When Not Allowing a 300-Yard Passer	11-5	2-1

2008 POSTSEASON STATISTICS

RESULTS AND ATTENDANCE

WON 2, LOST 1

01/04	W	27-9	at Miami	74,240
01/10	W	13-10	at Tennessee	69,143
01/18	L	14-23	at Pittsburgh	65,350

TEAM STATISTICS

	RAVENS	OPPONENT
TOTAL FIRST DOWNS	38	50
Rushing	16	10
Passing	18	36
Penalty	4	4
3rd Down: Made/Att	11/38	13/42
3rd Down Pct.	28.9	31.0
4th Down: Made/Att	0/1	0/3
4th Down Pct.	0.0	0.0
POSSESSION AVG.	26:26	33:34
TOTAL NET YARDS	695	942
Avg. Per Game	231.7	314.0
Total Plays	166	198
Avg. Per Play	4.2	4.8
NET YARDS RUSHING	274	220
Avg. Per Game	91.3	73.3
Total Rushes	88	77
NET YARDS PASSING	421	722
Avg. Per Game	140.3	240.7
Sacked/Yards Lost	3/16	8/66
Gross Yards	437	788
Att./Completions	75/33	113/67
Completion Pct.	44.0	59.3
Had Intercepted	3	5
PUNTS/AVERAGE	20/42.3	14/43.5
NET PUNTING AVG.	20/38.1	14/32.4
PENALTIES/YARDS	21/152	22/190
FUMBLES/BALL LOST	4/2	9/4
TOUCHDOWNS	6	4
Rushing	4	1
Passing	1	2
Returns	1	1

SCORE BY PERIODS	1	2	3	4	OT	PTS
RAVENS	10	17	7	20	0	54
OPPONENTS	16	7	3	16	0	42

SCORING	TD	RU	PA	RT	K/PAT	FG	S	PTS
Stover	0	0	0	0	6/6	4/4	0	18
McGahee	2	2	0	0			0	12
Flacco	1	1	0	0			0	6
D. Mason	1	0	1	0			0	6
L. McClain	1	1	0	0			0	6
Reed	1	0	0	1			0	6
RAVENS	6	4	1	1	6/6	4/4	0	54
Opponents	4	1	2	1	3/4	5/6	0	42

2-PT. CONVERSIONS: RAVENS 0-0, Opponents 0-0

SACKS: Suggs 4, Douglas 1, Ngata 1, Pryce 1, Leonhard 0.5, Nakamura 0.5, RAVENS 8, Opponents 3

FUM/LOST: Leonhard 2/0, L. McClain 1/1, McGahee 1/1

PASSING	ATT	COMP	YARDS	COMP%	YDS/ATT
Flacco	75	33	437	44.0	5.83
RAVENS	75	33	437	44.0	5.83
Opponents	113	67	788	59.3	6.97

RUSHING

	NO	YDS	AVG	LG	TD
McGahee	39	154	3.9	48	2
L. McClain	32	90	2.8	11	1
Clayton	1	16	16.0	16	0
Flacco	12	5	0.4	5t	1
Neal	2	5	2.5	4	0
Rice	1	2	2.0	2	0
T. Smith	1	2	2.0	2	0
RAVENS	88	274	3.1	48	4
Opponents	77	220	2.9	32	1

RECEIVING

	NO	YDS	AVG	LG	TD
D. Mason	12	190	15.8	48t	1
Clayton	6	79	13.2	37	0
Heap	5	80	16.0	31	0
McGahee	4	26	6.5	11	0
Rice	3	43	14.3	22	0
Neal	2	15	7.5	8	0
Wilcox	1	4	4.0	4	0
RAVENS	33	437	13.2	48t	1
Opponents	67	788	11.8	65t	2

INTERCEPTIONS

	NO	YDS	AVG	LG	TD
Reed	2	76	38.0	64t	1
Leonhard	1	20	20.0	20	0
Washington	1	12	12.0	12	0
Rolle	1	3	3.0	3	0
RAVENS	5	111	22.2	64t	1
Opponents	3	47	15.7	40t	1

PUNTING	NO	YDS	AVG	NET	TB	IN	LG	BLK
Koch	20	845	42.3	38.1	2	7	52	0
RAVENS	20	845	42.3	38.1	2	7	52	0
Opponents	14	609	43.5	32.4	2	1	66	0

PUNT RETURNS	RET	FC	YDS	AVG	LG	TD
Leonhard	9	2	115	12.8	45	0
RAVENS	9	2	115	12.8	45	0
Opponents	10	4	44	4.4	25	0

KICKOFF RETURNS

	NO	YDS	AVG	LG	TD
Zbikowski	3	68	22.7	31	0
Figurs	2	19	9.5	18	0
Rice	2	31	15.5	17	0
L. McClain	1	23	23.0	23	0
Wilcox	1	14	14.0	14	0
RAVENS	9	155	17.2	31	0
Opponents	10	237	23.7	34	0

FIELD GOALS	1-19	20-29	30-39	40-49	50+
Stover	0/0	2/2	1/1	1/1	0/0
RAVENS	0/0	2/2	1/1	1/1	0/0
Opponents	1/1	1/1	1/1	2/2	0/1

Stover: (23G,31G)(21G,43G)()

RAVENS: (23G,31G)(21G,43G)()

Opponents: (19G)(51N,27G)(34G,42G,46G)

	TD	TD%	INT	INT%	LG	SACK/LOST	RATING
Flacco	1	1.3	3	4.0	48t	3/16	50.8
RAVENS	1	1.3	3	4.0	48t	3/16	50.8
Opponents	2	1.8	5	4.4	65t	8/66	68.0

DEFENSIVE

FROM COACHES VIDEO

PLAYER	TT	SOLO	AS	SACKS	YDS LOST	INT	RET. YDS	PD	FF	FR
Lewis, Ray	29	23	6	0	0	0	0	1	2	0
Scott, Bart	26	22	4	0	0	0	0	0	0	0
Leonhard, Jim	16	14	2	0.5	5	1	20	1	1	2
Washington, Fabian	15	13	2	0	0	1	12	3	0	1
Ngata, Haloti	12	10	2	1	8	0	0	0	0	0
Bannan, Justin	11	9	2	0	0	0	0	0	0	0
Suggs, Terrell	11	10	1	4	35	0	0	0	1	0
Douglas, Marques	8	4	4	1	7	0	0	0	1	0
Reed, Ed	7	6	1	0	0	2	76	3	0	0
Johnson, Jarret	6	6	0	0	0	0	0	0	1	0
Rolle, Samari	6	4	2	0	0	1	3	2	0	0
Ivy, Corey	5	5	0	0	0	0	0	1	0	0
Walker, Frank	5	5	0	0	0	0	0	2	0	0
Nakamura, Haruki	4	3	1	0.5	5	0	0	0	0	0
McKinney, Brandon	3	2	1	0	0	0	0	0	0	0
Pryce, Trevor	3	3	0	1	6	0	0	1	0	0
Oglesby, Evan	2	2	0	0	0	0	0	0	0	0
Zbikowski, Tom	2	1	1	0	0	0	0	0	0	0
McClain, Jameel	1	1	0	0	0	0	0	0	0	0
TOTALS	172	143	29	8	66	5	111	14	5	4

SPECIAL TEAMS

FROM COACHES VIDEO

PLAYER	TT	SOLO	AS	FF	FR	BK
Ayanbadejo, Brendon	3	3	0	0	0	0
Greisen, Nick	3	3	0	0	0	0
McClain, Jameel	3	2	1	0	0	0
Nakamura, Haruki	3	3	0	0	0	0
Smith, Marcus	3	3	0	0	0	0
Stone, Daren	2	1	1	0	0	0
Jones, Edgar	1	1	0	0	0	0
Katula, Matt	1	1	0	0	0	0
Oglesby, Evan	1	0	1	0	0	0
Walker, Frank	1	1	0	0	0	1
Wilcox, Daniel	1	0	1	0	0	0
Zbikowski, Tom	1	0	1	0	0	0
Leonhard, Jim	0	0	0	0	1	0
TOTALS	23	18	5	0	1	1

2009 STATISTICS

RESULTS AND ATTENDANCE

WON 9, LOST 7

WILD CARD/AFC DIVISIONAL GAME

Date	Result	Score	Opponent	Attendance
09/13	W	38-24	Kansas City	71,099
09/20	W	31-26	at San Diego	66,882
09/27	W	34-3	Cleveland	70,950
10/04	L	21-27	at New England	68,756
10/11	L	14-17	Cincinnati	71,161
10/18	L	31-33	at Minnesota	63,689
11/01	W	30-7	Denver	71,132
11/08	L	7-17	at Cincinnati	64,313
11/16	W	16-0	at Cleveland	69,023
11/22	L	15-17	Indianapolis	71,320
11/29	W	20-17 OT	Pittsburgh	71,314
12/07	L	14-27	at Green Bay	70,286
12/13	W	48-3	Detroit	70,673
12/20	W	31-7	Chicago	71,011
12/27	L	20-23	at Pittsburgh	64,068
01/03	W	21-13	at Oakland	38,400

TEAM STATISTICS

	RAVENS	OPPONENT
TOTAL FIRST DOWNS	320	280
Rushing	115	82
Passing	187	164
Penalty	18	34
3rd Down: Made/Att	89/214	80/218
3rd Down Pct.	41.6%	36.7%
4th Down: Made/Att	6/13	7/17
4th Down Pct.	46.2%	41.2%
POSSESSION AVG.	29:18	30:42
TOTAL NET YARDS	5619	4808
Avg. Per Game	351.2	300.5
Total Plays	1014	991
Avg. Per Play	5.5	4.9
NET YARDS RUSHING	2200	1492
Avg. Per Game	137.5	93.3
Total Rushes	468	435
NET YARDS PASSING	3419	3316
Avg. Per Game	213.7	207.3
Sacked/Yards Lost	36/218	32/190
Gross Yards	3637	3506
Attempts/Completions	510/321	524/306
Completion Pct.	62.9%	58.4%
Had Intercepted	13	22
PUNTS/AVERAGE	74/43.1	79/43.4
NET PUNTING AVG.	37.9	37.2
PENALTIES/YARDS	115/1094	88/741
FUMBLES/BALL LOST	19/9	20/10
TOUCHDOWNS	47	27
Rushing	22	8
Passing	21	17
Returns	4	2

SCORE BY PERIODS	1	2	3	4	OT	PTS
RAVENS	77	81	123	107	3	391
Opponents	57	95	47	62	0	261

SCORING	TD	RU	PA	RT	K/PAT	FG	S	PTS
McGahee	14	12	2	0	0/0	0/0	0	84
Cundiff	0	0	0	0	19/19	12/17	0	55
Hauschka	0	0	0	0	27/28	9/13	0	54
Rice	8	7	1	0	0/0	0/0	0	48
Mason	7	0	7	0	0/0	0/0	0	42
Heap	6	0	6	0	0/0	0/0	0	36
Clayton	2	0	2	0	0/0	0/0	0	12
L. McClain	2	2	0	0	0/0	0/0	0	12
K. Washington	2	0	2	0	0/0	0/0	0	12
Edwards	1	0	0	1	0/0	0/0	0	6
Landry	1	0	0	1	0/0	0/0	0	6
Reed	1	0	0	1	0/0	0/0	0	6
T. Smith	1	1	0	0	0/0	0/0	0	6
Webb	1	0	0	1	0/0	0/0	0	6
D. Williams	1	0	1	0	0/0	0/0	0	6
RAVENS	47	22	21	4	46/47	21/30	0	391
Opponents	27	8	17	2	27/27	24/27	0	261

2-PT. CONVERSIONS: RAVENS 0-0, Opponents 0-0

SACKS: Pryce 6.5, J. Johnson 6, Suggs 4.5, Barnes 3, Gregg 3, Lewis 3, Carr 1.5, Ngata 1.5, Ayanbadejo 1, Edwards 1, Webb 1, **RAVENS 32, Opponents 36**

FUM/LOST: Flacco 8/2, Reed 3/1, Rice 3/3, Carr 2/1, Clayton 1/1, Heap 1/0, McGahee 1/1

RUSHING

	NO	YDS	AVG	LG	TD
Rice	254	1339	5.3	59t	7
McGahee	109	544	5.0	77t	12
L. McClain	46	180	3.9	20	2
Flacco	35	56	1.6	10	0
T. Smith	8	31	3.9	15t	1
Clayton	4	28	7.0	12	0
Parmele	5	17	3.4	7	0
Heap	1	2	2.0	2	0
Mason	1	2	2.0	2	0
K. Washington	1	1	1.0	1	0
Lawrence	4	0	0.0	4	0
RAVENS	468	2200	4.7	77t	22
Opponents	435	1492	3.4	58	8

RECEIVING

	NO	YDS	AVG	LG	TD
Rice	78	702	9.0	63	1
Mason	73	1028	14.1	72t	7
Heap	53	593	11.2	31	6
Clayton	34	480	14.1	54	2
K. Washington	34	431	12.7	28	2
L. McClain	21	141	6.7	19	0
McGahee	15	85	5.7	14	2
D. Williams	8	142	17.8	34	1
L. Smith	2	31	15.5	26	0
Jones	1	8	8.0	8	0
Lawrence	1	4	4.0	4	0
Oher	1	-8	-8.0	-8	0
RAVENS	321	3637	11.3	72t	21
Opponents	306	3506	11.5	81t	17

INTERCEPTIONS

	NO	YDS	AVG	LG	TD
Landry	4	89	22.3	48t	1
Foxworth	4	34	8.5	19	0
Reed	3	111	37.0	52t	1
Carr	2	24	12.0	13	0
Zbikowski	2	13	6.5	21	0
Johnson	2	8	4.0	8	0
Ellerbe	1	28	28.0	28	0
Kruger	1	26	26.0	26	0
Barnes	1	4	4.0	4	0
Ayanbadejo	1	0	0.0	0	0
Walker	1	0	0.0	0	0
Lewis	0	9	----	9	0
RAVENS	22	346	15.7	52t	2
Opponents	13	195	15.0	70	0

PUNTING	NO	YDS	AVG	NET	TB	IN	LG	BLK
Koch	73	3188	43.7	37.9	5	26	60	1
RAVENS	74	3188	43.1	37.9	5	26	60	1
Opponents	79	3426	43.4	37.2	10	24	61	0

PUNT RETURNS	RET	FC	YDS	AVG	LG	TD
Carr	32	17	262	8.2	34	0
Reed	7	1	29	4.1	9	0
Webb	0	0	-1	----	-1	0
RAVENS	39	18	290	7.4	34	0
Opponents	38	12	287	7.6	49t	1

KICKOFF RETURNS	NO	YDS	AVG	LG	TD
Webb	35	918	26.2	95t	1
Carr	13	315	24.2	41	0
Parmele	9	283	31.4	53	0
Edwards	1	14	14.0	14	0
L. McClain	1	17	17.0	17	0
RAVENS	59	1547	26.2	95t	1
Opponents	77	1565	20.3	53	0

FIELD GOALS	1-19	20-29	30-39	40-49	50+	
Cundiff	Bal.	0/0	5/5	4/7	3/3	0/2
Hauschka	0/0	1/1	5/7	3/5	0/0	
RAVENS	0/0	6/6	9/14	6/8	0/2	
Opponents	0/0	12/12	9/11	2/3	1/1	

Cundiff: (games 10-16) (46G, 44G, 38G, 36G, 30N, 20G) (24G, 56N, 29G) () (38G, 25G) (30N, 40G) (27G, 35G) (37N, 51N)
Hauschka: (games 1-9) (44G, 41N) (33G) (36G, 33G) () (29G, 44N) (43G, 35G, 31G) (38N) (36N, 44G)
Opponents: (53G) (29G, 22G, 23G, 25G) (29G) (32G, 33G) (32B, 32G) (40G, 22G, 29G, 31G) () (23G) () (25G) (44G) (28G, 38N, 32G) (45N, 22G) () (26G, 39G, 38G) (37G, 39G)

PASSING	ATT	COMP	YARDS	COMP%	YDS/ATT	TD	TD%	INT	INT%	LG	SACK/LOST	RATING
Flacco	499	315	3613	63.1%	7.2	21	4.2%	12	2.4%	72t	36/218	88.9
T. Smith	9	5	24	55.6%	2.7	0	0.0%	1	11.1%	9	0/0	21.3
Clayton	1	1	0	100.0%	0.0	0	0.0%	0	0.0%	0	0/0	79.2
Rice	1	0	0	0.0%	0.0	0	0.0%	0	0.0%	----	0/0	39.6
RAVENS	510	321	3637	62.9%	7.1	21	4.1%	13	2.5%	72t	36/218	87.4
Opponents	524	306	3506	58.4%	6.7	17	3.2%	22	4.2%	81t	32/190	71.9

2009 STATISTICS

DEFENSIVE

PLAYER	FROM COACHES VIDEO							RET.		
	TT	SOLO	AS SACKS	LOST	INT	YDS	PD	FF	FR	FR
Lewis, Ray	164	100	64	3	16	0	9	6	3	1
Landry, Dawan	82	74	8	0	0	4	89	11	0	0
Johnson, Jarret	70	49	21	6	45	2	8	4	1	0
Gregg, Kelly	64	40	24	3	3	0	0	0	0	0
Foxworth, Domonique	62	51	11	0	0	4	34	21	0	1
Suggs, Terrell	58	41	17	4.5	33	0	0	5	1	1
Ellerbe, Dannell	55	37	18	0	0	1	28	4	0	1
Reed, Ed	54	50	4	0	0	3	111	6	3	1
Gooden, Tavares	52	29	23	0	0	0	0	2	0	0
Edwards, Dwan	50	30	20	1	2	0	0	1	0	2
Ngata, Haloti	41	23	18	1.5	13	0	0	0	1	1
Washington, Fabian	41	33	8	0	0	0	0	8	0	0
Carr, Chris	39	31	8	1.5	13.5	2	24	9	2	0
Bannan, Justin	37	23	14	0	0	0	0	0	0	0
Pryce, Trevor	37	23	14	6.5	40.5	0	0	0	1	0
Webb, Lardarius	36	25	11	1	4	0	0	6	0	0
McClain, Jameel	29	17	12	0	0	0	0	0	0	0
Ayanbadejo, Brendon	22	14	8	1	5	1	0	1	0	0
Zbikowski, Tom	16	15	1	0	0	2	13	4	0	0
Walker, Frank	14	8	6	0	0	1	0	4	0	1
Kruger, Paul	12	4	8	0	0	1	26	4	0	0
Barnes, Antwan	7	6	1	3	15	1	4	1	1	0
McKinney, Brandon	3	1	2	0	0	0	0	0	0	0
Burgess, Prescott	2	0	2	0	0	0	0	0	0	0
Nakamura, Haruki	1	1	0	0	0	0	0	0	0	0
Talavou, Kelly	1	1	0	0	0	0	0	0	0	0
Williams, Cary	1	1	0	0	0	0	0	0	0	0
Ivy, Corey	0	0	0	0	0	0	0	1	0	0
Totals	1050	727	323	32	190	22	346	98	13	9

SPECIAL TEAMS

PLAYER	FROM COACHES VIDEO						
	TT	SOLO	AS	FF	FR	FR	BK
Burgess, Prescott	34	18	16	0	0	0	0
McClain, Jameel	33	16	17	1	0	0	0
Zbikowski, Tom	28	19	9	0	0	0	0
Jones, Edgar	19	12	7	0	0	0	0
Lawrence, Matt	16	7	9	1	0	0	0
Gooden, Tavares	13	8	5	0	0	0	0
Webb, Lardarius	11	6	5	0	0	0	0
Carr, Chris	10	7	3	0	0	0	0
Landry, Dawan	10	9	1	0	0	0	0
Tyree, David	10	9	1	0	0	0	0
Ellerbe, Dannell	8	8	0	0	0	0	0
Barnes, Antwan	7	5	2	0	0	0	0
Nakamura, Haruki	7	4	3	1	0	0	0
Parmele, Jalen	7	5	2	0	1	0	0
Ayanbadejo, Brendon	6	6	0	0	0	0	0
Williams, Cary	5	4	1	2	0	0	0
Katula, Matt	4	2	2	0	0	0	0
Walker, Frank	3	3	0	0	0	0	0
Gerard, K.J.	2	2	0	0	0	0	0
Hauschka, Steve	2	2	0	0	0	0	0
Harper, Justin	1	0	1	0	0	0	0
McClain, LeRon	1	1	0	0	0	0	0
Paschal, Marcus	1	0	1	0	0	0	0
Washington, Kelley	1	1	0	0	0	0	0
Gregg, Kelly	0	0	0	0	0	0	1
Totals	241	155	86	5	1	2	

TOP THREE

SOLO	SACKS	FF	FR	PD
100 Ray Lewis	6.5 Trevor Pryce	3 Ray Lewis	2 Dwan Edwards	21 Domonique Foxworth
74 Dawan Landry	6 Jarret Johnson	Ed Reed	1 7 Players	11 Dawan Landry
51 Domonique Foxworth	4.5 Terrell Suggs	2 Chris Carr		9 Chris Carr

USUAL STARTERS

OFFENSE		DEFENSE	
WR 89 Mark Clayton	DT 92 Haloti Ngata	NT 97 Kelly Gregg	
LT 71 Jared Gaither	NT 97 Kelly Gregg	DE 93 Dwan Edwards	
LG 66 Ben Grubbs	DE 93 Dwan Edwards	SLB 95 Jarret Johnson	
C 77 Matt Birk	SLB 95 Jarret Johnson	MIKE 52 Ray Lewis	
RG 73 Marshal Yanda	MIKE 52 Ray Lewis	JACK 56 Tavares Gooden	
RT 74 Michael Oher	JACK 56 Tavares Gooden	RLB 55 Terrell Suggs	
TE 86 Todd Heap	RLB 55 Terrell Suggs	LCB 31 Fabian Washington	
WR 85 Derrick Mason	LCB 31 Fabian Washington	RCB 24 Domonique Foxworth	
QB 5 Joe Flacco	RCB 24 Domonique Foxworth	SS 26 Dawan Landry	
RB 27 Ray Rice	SS 26 Dawan Landry	FS 20 Ed Reed	
FB 33 LeRon McClain	FS 20 Ed Reed		

COACHES

John Harbaugh, Head Coach; **Jerry Rosburg**, Asst. Head Coach/
Special Teams Coordinator; **Cam Cameron**, Offensive Coordinator;
Greg Mattison, Defensive Coordinator; **Roy Anderson**, Defensive
Asst.; **Clarence Brooks**, Defensive Line; **Jason Brooks**, Asst. to the
Offense; **Mark Carrier**, Defensive Backs; **John Dunn**, Asst. Strength
and Conditioning; **Vic Fangio**, Linebackers; **Wade Harman**, Tight Ends;
Jim Hostler, Wide Receivers; **Hue Jackson**, Quarterbacks; **Marwan
Maalouf**, Asst. Special Teams; **John Matsko**, Offensive Line; **Andy
Moeller**, Asst. Offensive Line; **Wilbert Montgomery**, Running Backs;
Chuck Pagano, Secondary; **Bob Rogucki**, Strength and Conditioning;
Craig Ver Steeg, Offensive Asst.; **Matt Weiss**, Head Coach's Asst.

RAVENS HONOR ROLL

AP All-Pro: LB Ray Lewis (1st Team), FB LeRon McClain (2nd Team), DT Haloti Ngata (2nd Team), S Ed Reed (2nd Team), RB Ray Rice (2nd Team)
Pro Bowl: LB Ray Lewis (starter), FB LeRon McClain (starter), DT Haloti Ngata (starter), S Ed Reed (starter), RB Ray Rice
Pro Bowl Alternate: G Ben Grubbs (first)
Pro Football Weekly/PFWA's All-NFL Team: DT Haloti Ngata; T Michael Oher (Rookie)
USA Today's All-Joe Team: QB Joe Flacco, T Michael Oher
NFL Players of the Week/Month: LB Brendon Ayanbadejo (Week 3) - Defense, CB Domonique Foxworth (Week 15) - Defense,
RB Willis McGahee (Week 17) - Offense, T Michael Oher (Rookie, December)
Ed Block Courage Award: S Dawan Landry
Ravens Roost Unsung Hero: C Matt Birk
Ravens Roost Extra Effort: CB Domonique Foxworth
Ravens Nest Player of the Year: DT Haloti Ngata

SEASON TRENDS

	Reg.	Post.	Reg.	Post.
Record	9-7	1-1	8-1	1-0
vs. AFC North	3-3	0-0	1-6	0-1
vs. AFC	7-5	1-1	7-3	1-0
vs. NFC	2-2	0-0	2-4	0-1
Home	6-2	0-0	1-1	1-0
Away	3-5	1-1	7-5	0-1
On Grass	3-2	0-0	1-0	0-0
Artificial Turf	6-5	1-1	3-2	1-0
Outdoors	9-6	1-0	6-5	0-1
Indoors	0-1	0-1	7-5	1-1
Leading at Halftime	8-1	1-0	0-3	0-0
Trailing at Halftime	0-6	0-1	9-4	1-1
Tied at Halftime	1-0	0-0	1-2	0-0
Tied After 3 Quarters	0-1	0-0	8-5	1-1
Leading After 3 Quarters	9-0	1-0	2-1	0-0
Trailing After 3 Quarters	0-6	0-1	7-6	1-1
Decided by 7 Points or less	2-5	0-0	1-0	0-0
Decided by 3 Points or less	1-4	0-0	8-7	1-1
When Scoring First	8-1	1-0		
When Not Scoring First	1-6	0-1		
Positive or even Turnover Ratio	7-3	1-0		
Negative Turnover Ratio	2-4	0-1		
Winning Penalty Ratio	1-1	1-0		
Losing Penalty Ratio	7-6	0-1		
Overtime	1-0	0-0		
With a 100-Yard Rusher	3-2	1-0		
With a 100-Yard Receiver	2-2	0-0		
Without a 100-yard Rusher	6-5	0-1		
Without a 100-yard Receiver	7-5	1-1		
When Allowing a 100-Yard Rusher	0-3	0-0		
When Not Allowing a 100-Yard Rusher	9-4	1-1		
When Allowing a 100-Yard Receiver	1-2	0-0		
When Not Allowing a 100-Yard Receiver	8-5	1-1		
With a 300-Yard Passer	2-1	0-0		
Without a 300-Yard Passer	7-6	1-1		
When Allowing a 300-Yard Passer	1-0	0-0		
When Not Allowing a 300-Yard Passer	8-7	1-1		

2009 POSTSEASON STATISTICS

RESULTS AND ATTENDANCE

WON 1, LOST 1

01/10	W	33-14	at New England	68,756
01/16	L	3-20	at Indianapolis	67,535

TEAM STATISTICS

	RAVENS	OPPONENT
TOTAL FIRST DOWNS	28	37
Rushing	15	7
Passing	13	25
Penalty	0	5
3rd Down: Made/Att	15/29	9/27
3rd Down Pct.	51.7	33.3
4th Down: Made/Att	0/2	2/3
4th Down Pct.	0.0	66.7
POSSESSION AVG.	29:12	30:49
TOTAL NET YARDS	538	471
Avg. Per Game	269.0	235.5
Total Plays	117	134
Avg. Per Play	4.6	3.5
NET YARDS RUSHING	321	106
Avg. Per Game	160.5	53.0
Total Rushes	71	43
NET YARDS PASSING	217	365
Avg. Per Game	108.5	182.5
Sacked/Yards Lost	1/6	5/35
Gross Yards	223	400
Att./Completions	45/24	86/53
Completion Pct.	53.3	61.6
Had Intercepted	3	4
PUNTS/AVERAGE	9/41.6	11/42.7
NET PUNTING AVG.	9/35.2	11/37.8
PENALTIES/YARDS	10/79	9/66
FUMBLES/BALL LOST	4/3	1/1
TOUCHDOWNS	4	4
Rushing	4	0
Passing	0	4
Returns	0	0

SCORE BY PERIODS	1	2	3	4	OT	PTS
RAVENS	27	0	3	6	0	36
OPPONENTS	3	21	7	3	0	34

SCORING	TD	RU	PA	RT	K/PAT	FG	S	PTS
Cundiff	0	0	0	0	3/3	3/3	0	12
Rice	2	2	0	0			0	12
L. McClain	1	1	0	0			0	6
McGahee	1	1	0	0			0	6
RAVENS	4	4	0	0	3/3	3/3	0	36
Opponents	4	0	4	0	4/4	2/3	0	34

2-PT. CONVERSIONS: RAVENS 0-1, Opponents 0-0

SACKS: Edwards 1, Johnson 1, Lewis 1, Ngata 1, Suggs 1, **RAVENS 5, Opponents 1**

FUM/LOST: Heap 1/0, Reed 1/1, Rice 1/1, Zbikowski 1/1

PASSING	ATT	COMP	YARDS	COMP%	YDS/ATT
Flacco	45	24	223	53.3	4.96
RAVENS	45	24	223	53.3	4.96
Opponents	86	53	400	61.6	4.65

RUSHING

	NO	YDS	AVG	LG	TD
Rice	35	226	6.5	83t	2
McGahee	22	69	3.1	12	1
L. McClain	6	11	1.8	4	1
Clayton	1	8	8.0	8	0
Flacco	7	7	1.0	7	0
RAVENS	71	321	4.5	83t	4
Opponents	43	106	2.5	13	0

RECEIVING

	NO	YDS	AVG	LG	TD
Rice	9	60	6.7	26	0
Mason	5	72	14.4	27	0
Heap	4	35	8.8	11	0
McGahee	2	20	10.0	13	0
Clayton	1	17	17.0	17	0
D. Williams	1	12	12.0	12	0
K. Washington	1	11	11.0	11	0
L. McClain	1	-4	-4.0	-4	0
RAVENS	24	223	9.3	27	0
Opponents	53	400	7.5	24	4

INTERCEPTIONS

	NO	YDS	AVG	LG	TD
Reed	2	63	31.5	38	0
Landry	1	67	67.0	42	0
Carr	1	3	3.0	3	0
RAVENS	4	133	33.3	50	0
Opponents	3	0	0.0	0	0

PUNTING	NO	YDS	AVG	NET	TB	IN	LG	BLK
Koch	9	374	41.6	35.2	0	3	59	0
RAVENS	9	374	41.6	35.2	0	3	59	0
Opponents	11	470	42.7	37.8	1	3	56	0

PUNT RETURNS	RET	FC	YDS	AVG	LG	TD
Carr	3	3	34	11.3	34	0
Zbikowski	1	0	0	0.0	0	0
RAVENS	4	3	34	8.5	34	0
Opponents	5	2	57	11.4	28	0

KICKOFF RETURNS	NO	YDS	AVG	LG	TD
Parmele	5	97	19.4	26	0
L. McClain	1	9	9.0	9	0
Zbikowski	1	30	30.0	30	0
RAVENS	7	136	19.4	30	0
Opponents	7	132	18.9	42	0

FIELD GOALS	1-19	20-29	30-39	40-49	50+
Cundiff	0/0	3/3	0/0	0/0	0/0
RAVENS	0/0	3/3	0/0	0/0	0/0
Opponents	0/0	0/0	1/1	1/2	0/0

Cundiff: (27G,23G)(25G)
RAVENS: (27G,23G)(25G)
Opponents: (44N)(44G,33G)

	TD	TD%	INT	INT%	LG	SACK/LOST	RATING
Flacco	0	0.0	3	6.7	27	1/6	39.4
RAVENS	0	0.0	3	6.7	27	1/6	39.4
Opponents	4	4.7	4	4.7	24	5/35	68.9

DEFENSIVE

FROM COACHES VIDEO

PLAYER	TT	SOLO	AS	SACKS	YDS		RET.		FF	FR
					LOST	INT	YDS	PD		
Lewis, Ray	21	10	11	1	7	0	0	1	0	0
Foxworth, Domonique	17	16	1	0	0	0	0	1	0	0
Ellerbe, Dannell	16	15	1	0	0	0	0	0	0	0
Carr, Chris	10	9	1	0	0	1	3	1	0	0
Suggs, Terrell	10	7	3	1	9	0	0	0	1	1
Edwards, Dwan	9	7	2	1	6	0	0	0	0	0
Johnson, Jarret	8	7	1	1	4	0	0	0	0	0
Landry, Dawan	7	4	3	0	0	1	67*	2	0	0
Ngata, Haloti	7	4	3	1	9	0	0	0	0	0
Walker, Frank	7	6	1	0	0	0	0	1	0	0
Reed, Ed	6	3	3	0	0	2	63	3	0	0
Gregg, Kelly	3	3	0	0	0	0	0	0	0	0
Zbikowski, Tom	2	2	0	0	0	0	0	0	0	0
Bannan, Justin	1	1	0	0	0	0	0	0	0	0
Ivy, Corey	1	1	0	0	0	0	0	0	0	0
Totals	125	95	30	5	35	4	66	9	1	1

*Dawan Landry had an INT at NE (1/10/10) and returned it 42 yards. He also took a lateral from Ed Reed after an INT, which Landry returned an additional 25 yards.

SPECIAL TEAMS

FROM COACHES VIDEO

PLAYER	TT	SOLO	AS	FF	FR	BK
Landry, Dawan	3	2	1	0	0	0
Gooden, Tavares	2	2	0	0	0	0
Katula, Matt	2	2	0	0	0	0
Tyree, David	2	1	1	0	0	0
Foxworth, Domonique	1	1	0	0	0	0
Jones, Edgar	1	1	0	0	0	0
Parmele, Jalen	1	1	0	0	0	0
Walker, Frank	1	1	0	0	0	0
Zbikowski, Tom	1	1	0	0	0	0
Totals	14	12	2	0	0	0



2010 STATISTICS

RESULTS AND ATTENDANCE

WON 12, LOST 4

WILD CARD/DIVISIONAL GAME

09/13	W	10-9	at New York Jets	78,127
09/19	L	10-15	at Cincinnati	64,071
09/26	W	24-17	Cleveland	71,119
10/03	W	17-14	at Pittsburgh	64,729
10/10	W	31-17	Denver	71,246
10/17	L	20-23 OT	at New England	68,756
10/24	W	37-34 OT	Buffalo	71,220
11/07	W	26-10	Miami	71,305
11/11	L	21-26	at Atlanta	68,474
11/21	W	37-13	at Carolina	73,021
11/28	W	17-10	Tampa Bay	70,989
12/05	L	10-13	Pittsburgh	71,418
12/13	W	34-28 OT	at Houston	71,113
12/19	W	30-24	New Orleans	71,432
12/26	W	20-10	at Cleveland	65,028
01/02	W	13-7	Cincinnati	71,008

TEAM STATISTICS

TOTAL FIRST DOWNS

	RAVENS	OPPONENT
Rushing	97	79
Passing	175	187
Penalty	31	18
3rd Down: Made/Att	82/210	87/229
3rd Down Pct.	39.0	38.0
4th Down: Made/Att	4/10	6/12
4th Down Pct.	40.0	50.0
POSSESSION AVG.	30:42	29:18
TOTAL NET YARDS	5166	5102
Avg. Per Game	322.9	318.9
Total Plays	1018	1007
Avg. Per Play	5.1	5.1
NET YARDS RUSHING	1831	1503
Avg. Per Game	114.4	93.9
Total Rushes	487	384
NET YARDS PASSING	3335	3599
Avg. Per Game	208.4	224.9
Sacked/Yards Lost	40/294	27/190
Gross Yards	3629	3789
Att./Completions	491/308	596/349
Completion Pct.	62.7	58.6
Had Intercepted	10	19
PUNTS/AVERAGE	81/43.6	89/43.5
NET PUNTING AVG.	81/39.2	89/39.1
PENALTIES/YARDS	90/673	117/984
FUMBLES/BALL LOST	22/10	24/8
TOUCHDOWNS	40	27
Rushing	11	5
Passing	25	22
Returns	4	0

SCORE BY PERIODS

	1	2	3	4	OT	PTS
RAVENS	61	132	75	80	9	357
Opponents	51	73	24	119	3	270

SCORING

	TD	RU	PA	RT	K/PAT	FG	S	PTS
Cundiff	0	0	0	0	39/39	26/29	0	117
Boldin	7	0	7	0	0	0	0	42
Mason	7	0	7	0	0	0	0	42
McGahee	6	5	1	0	0	0	0	36
Rice	6	5	1	0	0	0	0	36
Heap	5	0	5	0	0	0	0	30
Houshmandzadeh	3	0	3	0	0	0	0	18
Dickson	1	0	1	0	0	0	0	6
Flacco	1	1	0	0	0	0	0	6
Landry	1	0	0	1	0	0	0	6
Lewis	1	0	0	1	0	0	0	6
D. Reed	1	0	0	1	0	0	0	6
Wilson	1	0	0	1	0	0	0	6
RAVENS	40	11	25	4	39/39	26/29	0	357
Opponents	27	5	22	0	25/25	27/32	0	270

2-PT. CONVERSIONS: RAVENS 0-0, Opponents 1-2

SACKS: Suggs 11, Ngata 5.5, Redding 3, Lewis 2, Johnson 1.5, Ellerbe 1, Kruger 1, Landry 1, J. McClain 1, **RAVENS 27, Opponents 40**

FUM/LOST: Flacco 9/4, McGahee 2/2, E. Reed 2/0, Webb 2/1, Boldin 1/1, Heap 1/0, Houshmandzadeh 1/0, Koch 1/0, Parmele 1/0, Stallworth 1/1, Wilson 1/1

PASSING

	ATT	COMP	YARDS	COMP%	YDS/ATT	TD	TD%	INT	INT%	LG	SACK/LOST	RATING
Flacco	489	306	3622	62.6	7.41	25	5.1	10	2.0	67	40/294	93.6
Boldin	1	1	-6	100.0	-6.00	0	0.0	0	0.0	-6	0/0	79.2
Koch	1	1	13	100.0	13.00	0	0.0	0	0.0	13	0/0	118.8
RAVENS	491	308	3629	62.7	7.39	25	5.1	10	2.0	67	40/294	93.6
Opponents	596	349	3789	58.6	6.36	22	3.7	19	3.2	88t	27/190	76.4

RUSHING

	NO	YDS	AVG	LG	TD
Rice	307	1220	4.0	50	5
McGahee	100	380	3.8	30t	5
L. McClain	28	85	3.0	16	0
Flacco	43	84	2.0	14	1
Stallworth	5	45	9.0	19	0
D. Reed	1	15	15.0	15	0
Boldin	2	2	1.0	3	0
Koch	1	0	0.0	0	0
RAVENS	487	1831	3.8	50	11
Opponents	384	1503	3.9	48	5

RECEIVING

	NO	YDS	AVG	LG	TD
Boldin	64	837	13.1	61	7
Rice	63	556	8.8	34	1
Mason	61	802	13.1	42	7
Heap	40	599	15.0	65t	5
Houshmandzadeh	30	398	13.3	56t	3
L. McClain	21	134	6.4	19	0
McGahee	14	55	3.9	32t	1
Dickson	11	152	13.8	58	1
Stallworth	2	82	41.0	67	0
Williams	1	13	13.0	13	0
Pitta	1	1	1.0	1	0
RAVENS	308	3629	11.8	67	25
Opponents	349	3789	10.9	88t	22

INTERCEPTIONS

	NO	YDS	AVG	LG	TD
E. Reed	8	183	22.9	44	0
Wilson	3	12	4.0	12t	1
Webb	2	32	16.0	32	0
Lewis	2	26	13.0	24t	1
Carr	2	13	6.5	12	0
Hamlin	1	0	0.0	0	0
Redding	1	0	0.0	0	0
Landry	0	23	---	23t	1
RAVENS	19	289	15.2	44	3
Opponents	10	191	19.1	66	0

PUNTING

	NO	YDS	AVG	NET	TB	IN	LG	BLK
Koch	81	3530	43.6	39.2	4	39	60	0
RAVENS	81	3530	43.6	39.2	4	39	60	0
Opponents	89	3875	43.5	39.1	4	26	65	0

PUNT RETURNS

	RET	FC	YDS	AVG	LG	TD
Webb	21	12	199	9.5	35	0
Zbikowski	16	8	101	6.3	20	0
Carr	3	0	8	2.7	10	0
E. Reed	3	6	11	3.7	9	0
RAVENS	43	26	319	7.4	35	0
Opponents	34	22	275	8.1	32	0

KICKOFF RETURNS

	NO	YDS	AVG	LG	TD
Parmele	24	562	23.4	39	0
D. Reed	21	616	29.3	103t	1
Wilson	6	117	19.5	26	0
Zbikowski	3	48	16.0	20	0
Carr	1	14	14.0	14	0
Nakamura	0	0	---	---	0
RAVENS	55	1357	24.7	103t	1
Opponents	38	987	26.0	64	0

FIELD GOALS

	1-19	20-29	30-39	40-49	50+
Cundiff	0/0	11/11	8/9	7/8	0/1
RAVENS	0/0	11/11	8/9	7/8	0/1
Opponents	2/2	8/9	8/8	7/10	2/3

Cundiff: (25G) (38G) (51N, 49G) (46N, 33G) (37G) (26G, 25G) (41G, 48G, 38G) (26G, 39G, 37N, 20G, 24G) () (22G, 33G, 49G) (45G) (24G) () (33G, 32G, 27G) (27G, 40G) (25G, 47G)
Opponents: (23G, 28G, 48G) (36G, 30G, 46G, 38G, 25G) (38G) (49N, 45N) (38G) (38G, 24G, 35G) (21G, 50G) (19G, 46N) (28G, 51G) (45G, 40G) (22G) (45G, 19G) (52N, 24G, 42G) (47G) (30G) (29N)



2010 STATISTICS

DEFENSIVE

PLAYER	FROM COACHES VIDEO									
	TT	SOLO	AS	SACKS	LOST	INT	YDS	PD	FF	FR
Lewis, Ray	145	103	42	2	8	2	26	4	2	3
Landry, Dawan	111	83	28	1	10	0	23	3	1	1
McClain, Jameel	91	58	33	1	3	0	0	2	0	1
Johnson, Jarret	77	50	27	1.5	10	0	0	2	2	0
Carr, Chris	67	56	11	0	0	2	13	8	3	0
Ngata, Haloti	65	48	17	5.5	43	0	0	5	0	1
Webb, Lardarius	60	56	4	0	0	2	32	11	0	1
Suggs, Terrell	58	38	20	11	73	0	0	2	2	0
Gregg, Kelly	39	22	17	0	0	0	0	0	0	0
Reed, Ed	39	29	10	0	0	8	183	16	1	0
Redding, Cory	38	29	9	3	21	1	0	4	0	0
Wilson, Josh	36	35	1	0	0	3	12	15	0	0
Washington, Fabian	31	27	4	0	0	0	0	8	0	0
Ellerbe, Dannell	29	22	7	1	13	0	0	1	0	0
Nakamura, Haruki	16	12	4	0	0	0	0	1	0	0
Zbikowski, Tom	16	11	5	0	0	0	0	1	0	0
Gooden, Tavares	14	11	3	0	0	0	0	0	0	0
Cody, Terrence	13	5	8	0	0	0	0	0	0	0
McKinney, Brandon	9	5	4	0	0	0	0	0	0	0
Hamlin, Ken	3	2	1	0	0	1	0	1	0	0
Ayanbadejo, Brendon	2	2	0	0	0	0	0	0	1	0
Burgess, Prescott	2	0	2	0	0	0	0	0	0	0
Pryce, Trevor	1	0	1	0	0	0	0	0	0	0
Kruger, Paul	1	1	0	1	9	0	0	2	0	0
Totals	963	705	258	27	190	19	289	86	12	7

SPECIAL TEAMS

PLAYER	FROM COACHES VIDEO					
	TT	SOLO	AS	FF	FR	BK
Burgess, Prescott	15	13	2	0	0	0
Nakamura, Haruki	13	13	0	0	0	0
Parmele, Jalen	12	10	2	1	0	0
Reed, David	11	10	1	1	0	0
Ellerbe, Dannell	6	3	3	0	0	0
McClain, Jameel	6	3	3	0	0	0
Phillips, Jason	6	4	2	1	0	0
Williams, Cary	6	6	0	0	0	0
Landry, Dawan	5	3	2	0	0	0
Smith, Marcus	5	4	1	0	0	0
Ayanbadejo, Brendon	4	2	2	0	0	0
Dickson, Ed	3	3	0	0	0	0
Gooden, Tavares	3	2	1	0	0	0
Cox, Morgan	2	1	1	0	0	0
Cundiff, Billy	2	2	0	0	0	0
Jones, Edgar	2	2	0	1	0	0
Wilson, Josh	2	2	0	0	1	0
Hamlin, Ken	1	0	1	0	1	0
Koch, Sam	1	1	0	0	0	0
Pitta, Dennis	1	1	0	0	0	0
Stallworth, Donte	1	1	0	0	0	0
Washington, Fabian	1	1	0	0	0	0
Totals	108	87	21	4	2	0

USUAL STARTERS

OFFENSE		DEFENSE	
WR 85	Derrick Mason	DT 92	Haloti Ngata
LT 74	Michael Oher	NT 97	Kelly Gregg
LG 66	Ben Grubbs	DE 93	Cory Redding
C 77	Matt Birk	SAM 95	Jarret Johnson
RG 65	Chris Chester	MIKE 52	Ray Lewis
RT 73	Marshal Yanda	WILL 53	Jameel McClain
TE 86	Todd Heap	RUSH 55	Terrell Suggs
WR 81	Anquan Boldin	LCB 25	Chris Carr
QB 5	Joe Flacco	RCB 37	Josh Wilson
RB 27	Ray Rice	SS 26	Dawan Landry
FB 33	Le'Ron McClain	FS 20	Ed Reed

COACHES

John Harbaugh, Head Coach; **Jerry Rosburg**, Asst. Head Coach/Special Teams Coordinator; **Cam Cameron**, Offensive Coordinator; **Greg Mattison**, Defensive Coordinator; **Roy Anderson**, Defensive Asst./Secondary; **Clarence Brooks**, Defensive Line; **Jason Brooks**, Asst. to the Offense; **John Dunn**, Asst. Strength and Conditioning; **Wade Harman**, Tight Ends; **Jim Hostler**, Wide Receivers; **Marwan Maalouf**, Asst. Special Teams; **John Matsko**, Offensive Line; **Andy Moeller**, Asst. Offensive Line; **Ted Monachino**, Outside Linebackers; **Wilbert Montgomery**, Running Backs; **Chuck Pagano**, Secondary; **Dean Pees**, Linebackers; **Bob Rogucki**, Strength and Conditioning; **Al Saunders**, Senior Offensive Asst.; **Craig Ver Steeg**, Offensive Asst.; **Matt Weiss**, Head Coach's Asst.; **Jim Zorn**, Quarterbacks

RAVENS HONOR ROLL

AP All-Pro:

LB Ray Lewis (1st Team), FB Le'Ron McClain (2nd Team)
DT Haloti Ngata (2nd Team), S Ed Reed (2nd Team)
RB Ray Rice (2nd Team)

Pro Bowl:

K Billy Cundiff (starter), LB Ray Lewis (starter), DT Haloti Ngata (starter), S Ed Reed (starter), LB Terrell Suggs

Pro Bowl Alternate:

G Ben Grubbs (first), P Sam Koch (first)

Pro Football Weekly/PFWA's All-NFL Team:

K Billy Cundiff, DT Haloti Ngata, S Ed Reed

Pro Football Weekly Golden Toe:

K Billy Cundiff

USA Today's All-Joe Team:

DE Cory Redding

NFL Players of the Week:

WR Anquan Boldin (Week 4) - Offense
DT Haloti Ngata (Week 9) - Defense
WR/RS David Reed (Week 14) - Special Teams
RB Ray Rice (Week 15) - Offense
S Ed Reed (Week 16) - Defense

NFL Players of the Month:

S Ed Reed (Defense, December)
LB Terrell Suggs (Defense, November)

Ed Block Courage Award:

WR Donte' Stallworth

Ravens Roost Unsung Hero:

K Billy Cundiff

Ravens Roost Extra Effort:

LB Terrell Suggs

SEASON TRENDS

	Reg.	Post.		Reg.	Post.
Record	12-4	1-1	When Scoring First	7-2	1-0
vs. AFC North	4-2	0-1	When Not Scoring First	5-2	0-1
vs. AFC	9-3	1-1	Positive or even Turnover Ratio	91-21	1-0
vs. NFC	3-1	0-0	Negative Turnover Ratio	3-2	0-1
Home	7-1	0-0	Winning Penalty Ratio	18-2	1-1
Away	5-3	1-1	Losing Penalty Ratio	3-1	0-0
On Grass	4-0	1-1	Overtime	2-1	0-0
Artificial Turf	8-4	0-0	With a 100-Yard Rusher	2-0	0-0
Outdoors	11-3	1-1	With a 100-Yard Receiver	2-2	1-0
Indoors	1-1	0-0	Without a 100-yard Rusher	10-4	1-1
Leading at Halftime	11-2	1-1	Without a 100-yard Receiver	10-2	0-1
Trailing at Halftime	1-2	0-0	When Allowing a 100-Yard Rusher	3-0	0-0
Tied at Halftime	0-0	0-0	When Not Allowing a 100-Yard Rusher	9-4	1-1
Tied After 3 Quarters	0-0	0-1	When Allowing a 100-Yard Receiver	4-1	0-0
Leading After 3 Quarters	12-2	1-0	When Not Allowing a 100-Yard Receiver	8-3	1-1
Trailing After 3 Quarters	0-2	0-0	With a 300-Yard Passer	1-0	0-0
Decided by 7 Points or less	8-4	0-1	Without a 300-Yard Passer	11-4	1-1
Decided by 3 Points or less	3-2	0-0	When Allowing a 300-Yard Passer	4-1	0-0
			When Not Allowing a 300-Yard Passer	8-3	1-1

2010 POSTSEASON STATISTICS

RESULTS AND ATTENDANCE

WON 1, LOST 1

01/09	W	30-7	at Kansas City	72,190
01/15	L	24-31	at Pittsburgh	64,879

TEAM STATISTICS

	RAVENS	OPPONENT
TOTAL FIRST DOWNS	28	37
Rushing	6	13
Passing	27	13
Penalty	5	3
3rd Down: Made/Att	14/29	8/22
3rd Down Pct.	48.3	36.4
4th Down: Made/Att	1/2	1/3
4th Down Pct.	50.0	33.3
POSSESSION AVG.	33:38	26:22
TOTAL NET YARDS	516	424
Avg. Per Game	258.0	212.0
Total Plays	131	109
Avg. Per Play	3.9	3.9
NET YARDS RUSHING	177	179
Avg. Per Game	88.5	89.5
Total Rushes	58	50
NET YARDS PASSING	339	245
Avg. Per Game	169.5	122.5
Sacked/Yards Lost	9/51	9/51
Gross Yards	390	296
Att./Completions	64/41	50/28
Completion Pct.	64.1	56.0
Had Intercepted	1	3
PUNTS/AVERAGE	6/46.2	7/49.6
NET PUNTING AVG.	6/39.2	7/35.7
PENALTIES/YARDS	8/94	14/133
FUMBLES/BALL LOST	5/4	4/4
TOUCHDOWNS	6	5
Rushing	2	3
Passing	3	2
Returns	1	0

SCORE BY PERIODS	1	2	3	4	OT	PTS
RAVENS	7	14	13	10	0	54
OPPONENTS	14	0	14	10	0	38

SCORING	TD	RU	PA	RT	K/PAT	FG	S	PTS
Cundiff	0	0	0	0	6/6	4/4	0	18
Rice	2	1	1	0			0	12
Boldin	1	0	1	0			0	6
Heap	1	0	1	0			0	6
McGahee	1	1	0	0			0	6
Redding	1	0	0	1			0	6
RAVENS	6	2	3	1	6/6	4/4	0	54
OPPONENTS	5	3	2	0	5/5	1/2	0	38

2-PT. CONVERSIONS: RAVENS 0-1, Opponents 0-0

SACKS: Suggs 5, Lewis 1, Nakamura 1, Kruger 0.5, Landry 0.5, Ngata 0.5, Redding 0.5, **RAVENS 9, OPPONENTS 9**

FUM/LOST: Flacco 3/2, Nakamura 1/1, Rice 1/1

PASSING	ATT	COMP	YARDS	COMP%	YDS/ATT
Flacco	64	41	390	64.1	6.09
RAVENS	64	41	390	64.1	6.09
OPPONENTS	50	28	296	56.0	5.92

RUSHING

	NO	YDS	AVG	LG	TD
Rice	29	89	3.1	14t	1
McGahee	14	48	3.4	25t	1
Flacco	9	25	2.8	13	0
Parmele	4	13	3.3	6	0
L. McClain	1	1	1.0	1	0
Stallworth	1	1	1.0	1	0
RAVENS	58	177	3.1	25t	2
OPPONENTS	50	179	3.6	41t	3

RECEIVING

	NO	YDS	AVG	LG	TD
Heap	13	151	11.6	21	1
Rice	12	74	6.2	11	1
Boldin	6	62	10.3	27	1
Houshmandzadeh	4	66	16.5	28	0
McGahee	4	24	6.0	10	0
Mason	1	11	11.0	11	0
Dickson	1	2	2.0	2	0
RAVENS	41	390	9.5	28	3
OPPONENTS	28	296	10.6	58	2

INTERCEPTIONS

	NO	YDS	AVG	LG	TD
Landry	1	9	9.0	9	0
Nakamura	1	3	3.0	3	0
Wilson	1	0	0.0	0	0
RAVENS	3	12	4.0	9	0
OPPONENTS	1	17	17.0	17	0

PUNTING

	NO	YDS	AVG	NET	TB	IN	LG	BLK
Koch	6	277	46.2	39.2	1	4	61	0
RAVENS	6	277	46.2	39.2	1	4	61	0
Opponents	7	347	49.6	35.7	3	2	55	0

PUNT RETURNS

	RET	FC	YDS	AVG	LG	TD
Webb	2	1	37	18.5	36	0
RAVENS	2	1	37	18.5	36	0
Opponents	3	1	22	7.3	12	0

KICKOFF RETURNS

	NO	YDS	AVG	LG	TD
Parmele	3	65	21.7	29	0
L. McClain	2	22	11.0	12	0
Webb	2	59	29.5	38	0
RAVENS	7	146	20.9	38	0
Opponents	9	184	20.4	36	0

FIELD GOALS

	1-19	20-29	30-39	40-49	50+
Cundiff	1/1	3/3	0/0	0/0	0/0
RAVENS	1/1	3/3	0/0	0/0	0/0
OPPONENTS	0/0	0/0	1/1	0/1	0/0

Cundiff: (19G,29G,29G)(24G)

OPPONENTS: ()(43N,35G)

	TD	TD%	INT	INT%	LG	SACK/LOST	RATING
Flacco	3	4.7	1	1.6	28	9/51	90.0
RAVENS	3	4.7	1	1.6	28	9/51	90.0
OPPONENTS	2	4.0	3	6.0	58	9/51	61.8

DEFENSIVE

FROM PRESS BOX STATS

PLAYER	TT	SOLO	AS	SACKS	YDS		RET.		FF	FR
					LOST	INT	YDS	PD		
Landry, Dawan	14	7	7	0.5	2	1	9	2	0	0
Lewis, Ray	13	9	4	1	10	0	0	0	1	0
Suggs, Terrell	10	9	1	5	25	0	0	0	1	0
McClain, Jameel	9	4	5	0	0	0	0	0	0	0
Carr, Chris	8	7	1	0	0	0	0	0	0	1
Ellerbe, Dannell	7	5	2	0	0	0	0	0	1	0
Reed, Ed	7	6	1	0	0	0	0	0	0	1
Webb, Lardarius	5	5	0	0	0	0	0	0	0	0
Gregg, Kelly	4	0	4	0	0	0	0	0	0	0
Johnson, Jarret	4	2	2	0	0	0	0	0	0	0
Ngata, Haloti	4	3	1	0.5	2	0	0	1	0	0
Wilson, Josh	4	4	0	0	0	1	0	3	0	0
McKinney, Brandon	3	2	1	0	0	0	0	1	0	1
Cody, Terrence	2	1	1	0	0	0	0	0	1	0
Nakamura, Haruki	2	2	0	1	3	1	3	1	0	0
Redding, Cory	2	0	2	0.5	4.5	0	0	0	0	1
Kruger, Paul	1	0	1	0.5	4.5	0	0	0	0	0
Totals	99	66	33	9	51	3	12	8	4	4

SPECIAL TEAMS

FROM PRESS BOX STATS

PLAYER	TT	SOLO	AS	FF	FR	BK
Burgess, Prescott	3	2	1	0	0	0
Ellerbe, Dannell	2	1	1	0	0	0
Gooden, Tavares	2	2	0	0	0	0
McClain, Jameel	2	2	0	0	0	0
Parmele, Jalen	2	1	1	0	0	0
Cundiff, Billy	1	1	0	0	0	0
Dickson, Ed	1	0	1	0	0	0
Landry, Dawan	1	1	0	0	0	0
Nakamura, Haruki	1	0	1	0	0	0
Smith, Marcus	1	0	1	0	0	0
Totals	20	11	9	0	0	0



2011 STATISTICS

DEFENSIVE STATISTICS

PLAYER	TT	SOLO	AS	YDS		INT	RET.		PD	FF	FR
				SACKS	LOST		YDS	TD			
Lewis, Ray	95	72	23	2	16	1	4	7	2	0	
McClain, Jameel	81	47	34	1	4	1	8	5	0	2	
Williams, Cary	77	61	16	0	0	0	0	18	2	0	
Pollard, Bernard	75	55	20	2	14	1	0	13	3	1	
Suggs, Terrell	70	50	20	14	91	2	9	6	7	0	
Webb, Lardarius	68	55	13	1	5.5	5	81	20	1	0	
Ngata, Haloti	65	37	28	5	21	0	0	5	2	3	
Johnson, Jarret	56	40	16	2.5	20.5	0	0	3	1	1	
Reed, Ed	52	44	8	1	4	3	25	8	1	0	
Redding, Cory	43	29	14	4.5	25	0	0	2	0	1	
Cody, Terrence	34	21	13	0	0	0	0	1	0	0	
Ayanbadejo, Brendon	27	23	4	1.5	9	0	0	2	0	1	
McPhee, Pernell	23	16	7	6	31	0	0	2	1	1	
Carr, Chris	19	16	3	1	9	0	0	3	0	0	
Jones, Arthur	18	12	6	0	0	0	0	0	0	0	
Smith, Jimmy	18	18	0	0	0	2	48	8	0	0	
Ellerbe, Dannell	17	13	4	0	0	0	0	0	0	0	
Zbikowski, Tom	16	14	2	1	1	0	0	0	0	0	
Kruger, Paul	15	12	3	5.5	39	0	0	2	0	2	
McKinney, Brandon	14	8	6	0	0	0	0	0	1	0	
McClellan, Albert	7	5	2	0	0	0	0	0	0	0	
Brown, Chykie	3	3	0	0	0	0	0	1	0	0	
Gorrer, Danny	3	3	0	0	0	0	0	4	0	0	
Nakamura, Haruki	3	2	1	0	0	0	0	2	0	0	
Foxworth, Domanique	2	1	1	0	0	0	0	0	0	0	
Burgess, Prescott	1	0	1	0	0	0	0	0	0	0	
Totals	902	657	245	48	290	15	175	112	21	12	

SPECIAL TEAMS STATISTICS

PLAYER	TT	SOLO	AS	FF	FR	BK
McClellan, Albert	12	10	2	0	0	0
Ayanbadejo, Brendon	9	9	0	0	1	0
Nakamura, Haruki	9	8	1	0	0	0
Zbikowski, Tom	7	7	0	0	0	0
Reed, David	4	3	1	0	0	0
Williams, LaQuan	4	3	1	0	0	0
Wilson, Kris	4	4	0	0	0	0
Jones, Edgar	3	3	0	0	0	0
Burgess, Prescott	2	2	0	0	0	0
Cook, Emanuel	2	2	0	0	0	0
Gorrer, Danny	2	2	0	0	0	0
McClellan, Jameel	2	2	0	0	0	0
Pitta, Dennis	2	1	1	0	0	0
Smith, Jimmy	2	2	0	0	0	0
Williams, Chavis	2	1	1	0	0	0
Brown, Chykie	1	1	0	0	0	0
Ellerbe, Dannell	1	1	0	0	0	0
Jones, Arthur	1	1	0	0	0	0
Koch, Sam	1	1	0	0	0	0
McCann, Bryan	1	0	1	0	0	0
Totals	71	63	8	0	1	0

Defensive and special teams statistics reflect press box stats.

USUAL STARTING LINEUPS

OFFENSE			DEFENSE		
WR 81	Anquan Boldin	DT 92	Haloti Ngata		
LT 78	Bryant McKinnie	NT 62	Terrence Cody		
LG 66	Ben Grubbs	DE 93	Cory Redding		
C 77	Matt Birk	SAM 95	Jarret Johnson		
RG 73	Marshal Yanda	MIKE 52	Ray Lewis		
RT 74	Michael Oher	WILL 53	Jameel McClain		
TE 84	Ed Dickson	RUSH 55	Terrell Suggs		
WR 82	Torrey Smith	LCB 21	Lardarius Webb		
QB 5	Joe Flacco	RCB 29	Cary Williams		
RB 27	Ray Rice	SS 31	Bernard Pollard		
FB 44	Vonta Leach	FS 20	Ed Reed		

RAVENS COACHES

John Harbaugh, Head Coach; **Jerry Rosburg**, Assistant Head Coach/Special Teams Coordinator; **Cam Cameron**, Offensive Coordinator; **Chuck Pagano**, Defensive Coordinator; **Roy Anderson**, Defensive Assistant/Secondary; **Teryl Austin**, Secondary; **Clarence Brooks**, Defensive Line; **Jason Brooks**, Offensive Quality Control; **Randy Brown**, Kicking Consultant; **John Dunn**, Assistant Strength and Conditioning; **Wade Harman**, Tight Ends; **Jim Hostler**, Wide Receivers; **Marwan Maalouf**, Assistant Special Teams; **Andy Moeller**, Offensive Line; **Ted Monachino**, Outside Linebackers; **Wilbert Montgomery**, Running Backs; **Dean Pees**, Linebackers; **Bob Rogucki**, Strength and Conditioning; **Craig Ver Steeg**, Offensive Assistant/Quarterbacks; **Todd Washington**, Assistant Offensive Line; **Matt Weiss**, Head Coach's Assistant

RAVENS HONOR ROLL

Def. Player of the Year (AP): OLB Terrell Suggs
Def. Player of the Year (PFW/PFWA): OLB Terrell Suggs
Def. Player of the Year (KC NFL 101): OLB Terrell Suggs

AP All-Pro: OLB Terrell Suggs (1st Team), DT Haloti Ngata (1st Team), S Ed Reed (2nd Team), RB Ray Rice (2nd Team)

Pro Bowl: G Ben Grubbs, FB Vonta Leach (starter), LB Ray Lewis (starter), DT Haloti Ngata (starter), S Ed Reed (starter), RB Ray Rice (starter), OLB Terrell Suggs (starter), G Marshal Yanda

Pro Football Weekly/PFWA's All-NFL Team:
 DT Haloti Ngata, OLB Terrell Suggs

AFC Players of the Week:
 OLB Terrell Suggs (Week 1) - Defense
 LB Ray Lewis (Week 3) - Defense
 OLB Jarret Johnson (Week 4) - Defense
 WR Torrey Smith (Week 11) - Offense
 OLB Terrell Suggs (Week 12) - Defense
 RB Ray Rice (Week 13) - Offense
 OLB Terrell Suggs (Week 14) - Defense
 RB Ray Rice (Week 17) - Offense

AFC Player of the Month:
 OLB Terrell Suggs (Defense, December/January)

Walter Payton NFL Man of the Year: C Matt Birk

Ed Block Courage Award: LS Morgan Cox

Ravens Roost Unsung Hero: G Marshal Yanda

Ravens Roost Extra Effort: WR Torrey Smith

RAVENS SEASON TRENDS

	Reg.	Post.		Reg.	Post.
Record	12-4	1-1	When Scoring First	10-0	0-0
vs. AFC North	6-0	0-0	When Not Scoring First	2-4	1-1
vs. AFC	9-3	1-1	Positive or even Turnover Ratio	9-0	1-1
vs. NFC	3-1	0-0	Negative Turnover Ratio	3-4	0-0
Home	8-0	1-0	Winning Penalty Ratio	6-1	1-0
Away	4-4	0-1	Losing Penalty Ratio	4-2	0-1
On Grass	2-3	0-0	Overtime	0-0	0-0
Artificial Turf	10-1	1-1	With a 100-Yard Rusher	6-0	0-0
Outdoors	11-4	1-1	Without a 100-yard Rusher	6-4	1-1
Indoors	1-0	0-0	With a 100-Yard Receiver	4-0	0-1
Leading at Halftime	11-0	1-0	Without a 100-yard Receiver	8-4	1-0
Trailing at Halftime	1-3	0-1	With a 300-Yard Passer	4-0	0-1
Tied at Halftime	0-1	0-0	Without a 300-Yard Passer	8-4	1-0
Tied After 3 Quarters	1-0	0-0	When Allowing a 100-Yard Rusher	1-2	1-0
Leading After 3 Quarters	10-0	1-1	When Not Allowing a 100-Yard Rusher	11-2	0-1
Trailing After 3 Quarters	1-4	0-0	When Allowing a 100-Yard Receiver	3-1	1-0
Decided by 7 Points or less	3-2	1-1	When Not Allowing a 100-Yard Receiver	9-3	0-1
Decided by 3 Points or less	2-0	0-1	When Allowing a 300-Yard Passer	2-1	0-0
			When Not Allowing a 300-Yard Passer	9-3	1-1

2011 POSTSEASON STATISTICS

RESULTS AND ATTENDANCE

WON 1, LOST 1

01/15	W	20-13	Houston (Div.)	71,547
01/22	L	20-23	at New England (AFC Champ.)	68,756

TEAM STATISTICS

	RAVENS	OPPONENT
TOTAL FIRST DOWNS	30	41
Rushing	8	13
Passing	22	26
Penalty	0	2
3rd Down: Made/Att	13/33	10/26
3rd Down Pct.	39.4	38.5
4th Down: Made/Att	0/2	1/2
4th Down Pct.	0.0	50.0
POSSESSION AVG.	32:26	27:34
TOTAL NET YARDS	625	645
Avg. Per Game	312.5	322.5
Total Plays	133	131
Avg. Per Play	4.7	4.9
NET YARDS RUSHING	203	227
Avg. Per Game	101.5	113.5
Total Rushes	62	59
NET YARDS PASSING	422	418
Avg. Per Game	211.0	209.0
Sacked/Yards Lost	8/60	1/5
Gross Yards	482	423
Att./Completions	63/36	71/39
Completion Pct.	57.1	54.9
Had Intercepted	1	5
PUNTS/AVERAGE	13/47.6	7/42.4
NET PUNTING AVG.	43.7	39.0
PENALTIES/YARDS	6/33	4/25
FUMBLES/BALL LOST	4/0	5/2
TOUCHDOWNS	4	3
Rushing	0	3
Passing	4	0
Returns	0	0

SCORE BY PERIODS

	1	2	3	4	OT	PTS
RAVENS	17	10	10	3	0	40
Opponents	6	20	3	7	0	36

SCORING

	TD	RU	PA	RT	K/PAT	FG	S	PTS
Cundiff	0	0	0	0	4/4	4/5	0	16
Boldin	1	0	1	0	0	0	0	6
Pitta	1	0	1	0	0	0	0	6
T. Smith	1	0	1	0	0	0	0	6
Wilson	1	0	1	0	0	0	0	6
RAVENS	4	0	4	0	4/4	4/5	0	40
Opponents	3	3	0	0	3/3	5/6	0	36

2-PT. CONVERSIONS: RAVENS 0-0, Opponents 0-0

SACKS: Kruger 1, RAVENS 1, Opponents 8

FUM/LOST: Boldin 1/0, Flacco 1/0, Rice 1/0, Webb 1/0

PASSING

	ATT	COMP	YARDS	COMP%	YDS/ATT	TD	TD%	INT	INT%	LG	SACK/LOST	RATING
Flacco	63	36	482	57.1	7.65	4	6.3	1	1.6	42	8/60	96.1
RAVENS	63	36	482	57.1	7.65	4	6.3	1	1.6	42	8/60	96.1
Opponents	71	39	423	54.9	5.96	0	0.0	5	7.0	23	1/5	43.3

RUSHING

	NO	YDS	AVG	LG	TD
Rice	42	127	3.0	12	0
R. Williams	12	49	4.1	9	0
Flacco	6	26	4.3	14	0
Leach	2	-1	0.5	1	0
RAVENS	62	203	3.3	14	0
Opponents	59	227	3.8	28	3

RECEIVING

	NO	YDS	AVG	LG	TD
Boldin	10	174	17.4	37	1
Pitta	7	70	10.0	16	1
Rice	5	31	6.2	20	0
T. Smith	4	91	22.8	42	1
Evans	4	69	17.3	30	0
Dickson	3	37	12.3	16	0
Leach	2	9	4.5	6	0
Wilson	1	1	1.0	11	1
RAVENS	36	482	13.4	42	4
Opponents	39	423	10.8	23	0

INTERCEPTIONS

	NO	YDS	AVG	LG	TD
Webb	3	1	0.3	1	0
J. Smith	1	39	39.0	39	0
E. Reed	1	0	0.0	0	0
RAVENS	5	40	8.0	39	0
Opponents	1	19	19.0	19	0

PUNTING

	NO	YDS	AVG	NET	TB	IN	LG	BLK
Koch	13	619	47.6	43.7	2	2	64	0
RAVENS	13	619	47.6	43.7	2	2	64	0
Opponents	7	297	42.4	39.0	1	0	53	0

PUNT RETURNS

	RET	FC	YDS	AVG	LG	TD
Webb	1	4	4	4.0	4	0
RAVENS	1	4	4	4.0	4	0
Opponents	9	1	11	1.2	10	0

KICKOFF RETURNS

	NO	YDS	AVG	LG	TD
Webb	1	25	25.0	25	0
Zbikowski	1	20	20.0	20	0
RAVENS	2	45	22.5	25	0
Opponents	7	234	33.4	60	0

FIELD GOALS

	1-19	20-29	30-39	40-49	50+
Cundiff	0/0	1/1	1/2	2/2	0/0
RAVENS	0/0	1/1	1/2	2/2	0/0
Opponents	0/0	2/2	2/2	1/1	0/1

Cundiff: (48G,44G)(20G,39G,32N)

Opponents: (40G,33G,50N)(29G,35G,24G)

DEFENSIVE STATISTICS

PLAYER	TT	SOLO	AS	YDS		RET.		PD	FF	FR
				SACKS	LOST	INT	YDS			
Lewis, Ray	20	12	8	0	0	0	0	1	0	0
Pollard, Bernard	17	10	7	0	0	0	0	1	0	0
Suggs, Terrell	11	7	4	0	0	0	0	1	0	0
Reed, Ed	10	9	1	0	0	1	0	6	0	0
Webb, Lardarius	10	8	2	0	0	3	1	5	0	0
Williams, Cary	10	5	5	0	0	0	0	0	0	0
Cody, Terrence	8	3	5	0	0	0	0	0	0	0
Ellerbe, Dannell	6	3	3	0	0	0	0	0	0	0
Johnson, Jarret	6	3	3	0	0	0	0	0	0	0
Ngata, Haloti	6	2	4	0	0	0	0	1	1	0
Redding, Cory	5	3	2	0	0	0	0	1	0	0
Kruger, Paul	3	2	1	1	5	0	0	0	0	0
McClain, Jameel	3	2	1	0	0	0	0	0	0	0
McKinney, Brandon	3	1	2	0	0	0	0	0	0	0
Smith, Jimmy	3	1	2	0	0	1	39	1	0	0
Ayanbadejo, Brendon	2	0	2	0	0	0	0	0	0	0
Nakamura, Haruki	1	0	1	0	0	0	0	0	0	0
Jones, Art	1	0	1	0	0	0	0	0	0	0
McPhee, Pernell	0	0	0	0	0	0	0	1	0	0
Totals	125	71	54	1	5	5	40	18	1	0

SPECIAL TEAMS STATISTICS

PLAYER	TT	SOLO	AS	FF	FR	BK
Nakamura, Haruki	4	2	2	0	0	0
Cook, Emanuel	2	2	0	0	1	0
Jones, Edgar	2	2	0	0	0	0
McClellan, Albert	2	2	0	0	1	0
Zbikowski, Tom	2	1	1	0	0	0
Ayanbadejo, Brendon	1	1	0	0	0	0
Gorrer, Danny	1	1	0	0	0	0
McClain, Jameel	1	0	1	0	0	0
Williams, Cary	1	1	0	1	0	0
Williams, LaQuan	1	1	0	1	0	0
Smith, Jimmy	0	0	0	0	1	0
Totals	17	13	4	2	3	0

Defensive and special teams statistics reflect press box stats.

2012 STATISTICS

RESULTS AND ATTENDANCE

WON 10, LOST 6 (AFC NORTH CHAMPIONS)

SUPER BOWL XLVII CHAMPIONS

Date	Result	Score	Opponent	Attendance
09/10	W	44-13	Cincinnati	71,064
09/16	L	23-24	at Philadelphia	69,144
09/23	W	31-30	New England	71,269
09/27	W	23-16	Cleveland	70,944
10/07	W	9-6	at Kansas City	68,803
10/14	W	31-29	Dallas	71,384
10/21	L	13-43	at Houston	71,708
11/04	W	25-15	at Cleveland	65,449
11/11	W	55-20	Oakland	71,339
11/18	W	13-10	at Pittsburgh	63,446
11/25	W	16-13 OT	at San Diego	57,882
12/02	L	20-23	Pittsburgh	71,442
12/09	L	28-31 OT	at Washington	81,178
12/16	L	17-34	Denver	71,317
12/23	W	33-14	New York Giants	71,470
12/30	L	17-23	at Cincinnati	61,565

TEAM STATISTICS

TOTAL FIRST DOWNS

Category	RAVENS	OPPONENT
Rushing	98	105
Passing	182	187
Penalty	34	34
3rd Down: Made/Att	80/217	83/232
3rd Down Pct.	36.9	35.8
4th Down: Made/Att	6/14	6/12
4th Down Pct.	42.9	50.0

POSSESSION AVG.

Category	RAVENS	OPPONENT
Total Net Yards	5640	5615
Avg. Per Game	352.5	350.9
Total Plays	1042	1086
Avg. Per Play	5.4	5.2

NET YARDS RUSHING

Category	RAVENS	OPPONENT
Avg. Per Game	118.8	122.8
Total Rushes	444	492

NET YARDS PASSING

Category	RAVENS	OPPONENT
Avg. Per Game	233.7	228.1
Sacked/Yards Lost	38/257	37/250
Gross Yards	3996	3900
Att./Completions	560/334	557/335
Completion Pct.	59.6	60.1
Had Intercepted	11	13

PUNTS/AVERAGE

Category	RAVENS	OPPONENT
Net Punting Avg.	83/40.8	89/46.2
Penalties/Yards	121/1127	107/929

FUMBLES/BALL LOST

Category	RAVENS	OPPONENT
Touchdowns	44	33
Rushing	17	15
Passing	22	15
Returns	5	3

TOUCHDOWNS

Category	RAVENS	OPPONENT
Score by Periods	1	2
RAVENS	88	108
Opponents	70	103

SCORE BY PERIODS

Category	1	2	3	4	OT	PTS
RAVENS	88	108	98	101	3	398
Opponents	70	103	86	82	3	344

SCORING

Player	TD	RU	PA	RT	K/PAT	FG	S	PTS
Tucker	0	0	0	0	42/42	30/33	0	132
Rice	10	9	1	0			0	60
T. Smith	8	0	8	0			0	48
Pitta	7	0	7	0			0	42
Boldin	4	0	4	0			0	26
J. Jones	4	0	1	3			0	24
Flacco	3	3	0	0			0	18
Allen	1	1	0	0			0	6
Doss	1	0	1	0			0	6
Koch	1	1	0	0			0	6
Leach	1	1	0	0			0	6
Pierce	1	1	0	0			0	6
E. Reed	1	0	0	1			0	6
Taylor	1	1	0	0			0	6
C. Williams	1	0	0	1			0	6
RAVENS	44	17	22	5	42/42	30/33	0	398
Opponents	33	15	15	3	31/31	37/39	1	344

2-PT. CONVERSIONS: Boldin, RAVENS 1-2, Opponents 1-2

SACKS: Kruger 9, Ngata 5, Ellerbe 4.5, A. Jones 4.5, Pollard 2, Suggs 2, McPhee 1.5, Upshaw 1.5, Ayanbadejo 1, O. Brown 1, Ihedigbo 1, Kemoeatu 1, Lewis 1, McClellan 1, C. Williams 1, RAVENS 37, Opponents 38

FUM/LOST: Flacco 9/4, J. Jones 2/0, Gradkowski 1/0, Rice 1/0, D. Thompson 1/1

PASSING

Player	ATT	COMP	YARDS	COMP%	YDS/ATT	TD	TD%	INT	INT%	LG	SACK/LOST	RATING
Flacco	531	317	3817	59.7%	7.19	22	4.1%	10	1.9%	61t	35/227	87.7
Taylor	29	17	179	58.6%	6.17	0	0.0%	1	3.4%	25	3/30	62.3
RAVENS	560	334	3996	59.6%	7.14	22	3.9%	11	2.0%	61t	38/257	86.4
Opponents	557	335	3900	60.1%	7.00	15	2.7%	13	2.3%	59	37/250	80.6

RUSHING

Player	NO	YDS	AVG	LG	TD
Rice	257	1143	4.4	46	9
Pierce	108	532	4.9	78	1
Taylor	14	73	5.2	28	1
Allen	16	61	3.8	20	1
Leach	9	32	3.6	6	1
Flacco	32	22	0.7	16	3
Koch	2	17	8.5	10	1
T. Smith	3	9	3.0	13	0
J. Jones	1	6	6.0	6	0
Boldin	1	3	3.0	3	0
Considine	1	3	3.0	3	0
RAVENS	444	1901	4.3	78	17
Opponents	492	1965	4.0	31t	15

RECEIVING

Player	NO	YDS	AVG	LG	TD
Boldin	65	921	14.2	43	4
Pitta	61	669	11.0	61t	7
Rice	61	478	7.8	43	1
T. Smith	49	855	17.4	54	8
J. Jones	30	406	13.5	47	1
Dickson	21	225	10.7	40	0
Leach	21	143	6.8	18	0
Doss	7	123	17.6	39	1
Pierce	7	47	6.7	11	0
D. Reed	5	66	13.2	23	0
D. Thompson	5	51	10.2	25	0
Allen	2	12	6.0	7	0
RAVENS	334	3996	12.0	61t	22
Opponents	335	3900	11.6	59	15

INTERCEPTIONS

Player	NO	YDS	AVG	LG	TD
C. Williams	4	90	22.5	63t	1
E. Reed	4	78	19.5	34t	1
Graham	2	20	10.0	20	0
Webb	1	8	8.0	8	0
Kruger	1	0	0.0	0	0
Pollard	1	0	0.0	0	0
RAVENS	13	196	15.1	63t	2
Opponents	11	231	21.0	98t	3

PUNTING

Player	NO	YDS	AVG	NET	TB	IN	LG	BLK
Koch	83	3911	47.1	40.8	7	28	60	0
RAVENS	83	3911	47.1	40.8	7	28	60	0
Opponents	89	4113	46.2	41.2	2	32	63	0

PUNT RETURNS

Player	RET	FC	YDS	AVG	LG	TD
J. Jones	37	16	341	9.2	63t	1
Doss	4	4	53	13.3	40	0
E. Reed	1	1	1	1.0	1	0
Webb	1	5	9	9.0	9	0
RAVENS	43	26	404	9.4	63t	1
Opponents	49	13	383	7.8	64	0

KICKOFF RETURNS

Player	NO	YDS	AVG	LG	TD
J. Jones	38	1167	30.7	108t	2
D. Thompson	15	389	25.9	49	0
Allen	3	56	18.7	20	0
Gradkowski	1	12	12.0	12	0
Graham	1	7	7.0	7	0
Pitta	1	0	0.0	0	0
L. Williams	1	5	5.0	5	0
RAVENS	60	1636	27.3	108t	2
Opponents	37	859	23.2	42	0

FIELD GOALS

Player	1-19	20-29	30-39	40-49	50+
Tucker	0/0	8/8	8/8	10/13	4/4
RAVENS	0/0	8/8	8/8	10/13	4/4
Opponents	1/1	7/7	14/14	12/13	3/4

Tucker: (46G,40G,39G)(56G,51G,48G)(27G)(45G,47N)(28G,26G,39G)(38G)(51G,54G)(43G)(48G,34G)(26G,41N,39G)(43G,38G,38G)(45G,23G)(45G)(23G,21G,30G,29G)(45N,49G)

Opponents: (34G,19G)(23G)(37G,49G,20G)(51G,50G,52G)(30G,31G)(42G,43G,34G,51N)(33G,29G)(32G,28G,29G,33G,41G)(32G,47G)(22G)(47G,30G)(46G,41G,42G)(48G,49G,34G)(27G,36G,45N)(47G,32G,38G)

2012 STATISTICS

DEFENSIVE STATISTICS

PLAYER	TT	SOLO	AS	YDS		INT	RET.		PD	FF	FR
				SACKS	LOST		YDS	TD			
Pollard, Bernard	98	71	27	2	14	1	0	6	0	0	
Ellerbe, Dannell	89	66	23	4.5	29.5	0	0	2	0	0	
McClain, Jameel	79	57	22	0	0	0	0	3	0	0	
Williams, Cary	75	67	8	1	9	4	90	17	0	0	
Reed, Ed	58	49	9	0	0	4	78	15	0	3	
Lewis, Ray	57	44	13	1	0	0	0	1	1	1	
Upshaw, Courtney	55	34	21	1.5	10	0	0	2	0	2	
Graham, Corey	54	36	18	0	0	2	20	8	0	0	
Ngata, Haloti	51	33	18	5	50	0	0	1	0	0	
Jones, Arthur	47	27	20	4.5	29.5	0	0	0	1	0	
Kruger, Paul	42	30	12	9	46	1	0	6	1	1	
McClellan, Albert	42	29	13	1	11	0	0	2	0	2	
Bynes, Josh	31	18	13	0	0	0	0	2	0	0	
Smith, Jimmy	31	27	4	0	0	0	0	3	0	0	
Ayanbadejo, Brendon	30	16	14	1	7	0	0	1	0	0	
Kemoeatu, Ma'ake	29	15	14	1	1	0	0	2	1	0	
Cody, Terrence	25	12	13	0	0	0	0	1	0	0	
Webb, Lardarius	25	24	1	0	0	1	8	6	1	1	
Suggs, Terrell	22	17	5	2	15	0	0	4	0	0	
McPhee, Pernell	21	18	3	1.5	12	0	0	0	0	0	
Ihedigbo, James	19	12	7	1	7	0	0	1	0	0	
Brown, Chykie	14	12	2	0	0	0	0	6	0	0	
Tyson, DeAngelo	11	3	8	0	0	0	0	2	0	0	
Johnson, Chris	7	7	0	0	0	0	0	0	1	0	
Brown, Omar	3	2	1	1	9	0	0	0	0	0	
Hall, Bryan	3	1	2	0	0	0	0	0	0	0	
Considine, Sean	2	1	1	0	0	0	0	0	0	0	
Kindle, Sergio	1	1	0	0	0	0	0	0	0	0	
Totals	1021	729	292	37	250	13	196	91	6	10	

SPECIAL TEAMS STATISTICS

PLAYER	TT	SOLO	AS	FF	FR	BK
Ayanbadejo, Brendon	14	12	2	0	1	0
Allen, Anthony	12	11	1	0	0	0
Brown, Chykie	11	9	2	0	0	0
Considine, Sean	7	6	1	0	0	0
McClellan, Albert	7	7	0	1	0	0
Graham, Corey	6	6	0	0	0	0
Ihedigbo, James	6	6	0	0	0	0
Upshaw, Courtney	5	4	1	1	0	0
Williams, LaQuan	5	4	1	0	0	0
Reed, David	4	3	1	0	0	0
Bynes, Josh	3	1	2	0	0	0
Ellerbe, Dannell	3	3	0	1	0	0
Koch, Sam	3	2	1	0	0	0
Smith, Jimmy	3	3	0	0	0	0
Cox, Morgan	2	1	1	0	0	0
Dickson, Ed	1	1	0	0	0	0
Hamilton, Adrian	1	1	0	0	0	0
Jackson, Asa	1	1	0	0	0	0
Levine, Anthony	1	1	0	0	0	0
Tucker, Justin	1	1	0	0	0	0
Brown, Omar	0	0	0	0	1	0
McClain, Jameel	0	0	0	0	1	0
Totals	96	83	13	3	3	0

Defensive and special teams statistics reflect press box stats.

RAVENS COACHES

John Harbaugh, Head Coach; **Jerry Rosburg**, Assistant Head Coach/Special Teams Coordinator; **Jim Caldwell**, Offensive Coordinator; **Dean Pees**, Defensive Coordinator; **Teryl Austin**, Secondary; **Juney Barnett**, Assistant Strength and Conditioning; **Clarence Brooks**, Defensive Line; **Jason Brooks**, Offensive Quality Control; **Randy Brown**, Kicking Consultant; **Juan Castillo**, Special Consultant; **Wade Harman**, Tight Ends; **Chris Hewitt**, Assistant Special Teams; **Jim Hostler**, Wide Receivers; **Don Martindale**, Inside Linebackers; **Andy Moeller**, Offensive Line; **Ted Monachino**, Linebackers; **Wilbert Montgomery**, Running Backs; **Bob Rogucki**, Strength and Conditioning; **Craig Ver Steeg**, Senior Offensive Assistant; **Todd Washington**, Assistant Offensive Line; **Matt Weiss**, Defensive Quality Control

RAVENS HONOR ROLL

AP All-Pro: WR/RS Jacoby Jones (1st Team), FB Vonta Leach (1st Team), DT Haloti Ngata (2nd Team), G Marshal Yanda (2nd Team)

Pro Bowl: WR/RS Jacoby Jones (starter), FB Vonta Leach (starter), DT Haloti Ngata, S Ed Reed (starter), RB Ray Rice, G Marshal Yanda (starter)

Super Bowl XLVII MVP: QB Joe Flacco

Pro Football Weekly/PFWA's All-NFL Team: WR/RS Jacoby Jones, G Marshal Yanda

AFC Players of the Week:

QB Joe Flacco (Week 1) - Offense
WR/RS Jacoby Jones (Week 6) - Special Teams
RB Ray Rice (Week 16) - Offense

AFC Player of the Month:

WR/RS Jacoby Jones (Special Teams, November)

NFL Play of the Year:

RB Ray Rice's 4th-and-29 conversion at SD

USA Today All-Joe Team:

QB Joe Flacco, S Bernard Pollard, K Justin Tucker

Ed Block Courage Award: OLB Terrell Suggs

Ravens Roost Unsung Hero: K Justin Tucker

Ravens Roost Extra Effort: CB Corey Graham

USUAL STARTING LINEUPS

WR	LT	LG	C	RG	RT	TE	WR	QB	RB	FB
Offense: A. Boldin	M. Oher	J. Reid	M. Birk	M. Yanda	K. Osemele	E. Dickson	T. Smith	J. Flacco	R. Rice	V. Leach
DT	DE	NT	SAM	MIKE	WILL	RUSH	RCB	LCB	SS	FS
Defense: H. Ngata	A. Jones	M. Kemoeatu	A. McClellan	Lewis/McClain	D. Ellerbe	T. Suggs	C. Williams	C. Graham	B. Pollard	E. Reed

RAVENS SEASON TRENDS

	Reg.	Post.		Reg.	Post.
Record	10-6	4-0	When Scoring First	7-2	2-0
vs. AFC North	4-2	0-0	When Not Scoring First	3-4	2-0
vs. AFC	8-4	3-0	Positive or even Turnover Ratio	9-2	4-0
vs. NFC	2-2	1-0	Negative Turnover Ratio	1-4	0-0
Home	6-2	1-0	Winning Penalty Ratio	4-2	2-0
Away	4-4	2-0	Losing Penalty Ratio	6-2	2-0
On Grass	4-3	1-0	Overtime	1-1	1-0
Artificial Turf	6-3	3-0	With a 100-Yard Rusher	3-1	2-0
Outdoors	10-5	3-0	Without a 100-yard Rusher	7-5	2-0
Indoors	0-1	1-0	With a 100-Yard Receiver	3-1	2-0
Leading at Halftime	7-3	2-0	Without a 100-yard Receiver	7-5	2-0
Tied at Halftime	1-1	1-0	With a 300-Yard Passer	5-0	1-0
Trailing at Halftime	2-2	1-0	Without a 300-Yard Passer	5-6	3-0
Leading After 3 Quarters	8-2	3-0	When Allowing a 100-Yard Rusher	2-2	1-0
Tied After 3 Quarters	0-1	1-0	When Not Allowing a 100-Yard Rusher	8-4	3-0
Trailing After 3 Quarters	2-3	0-0	When Allowing a 100-Yard Receiver	1-2	2-0
Decided by 7 Points or less	6-4	2-0	When Not Allowing a 100-Yard Receiver	9-4	2-0
Decided by 3 Points or less	5-3	2-0	When Allowing a 300-Yard Passer	3-1	2-0
			When Not Allowing a 300-Yard Passer	7-5	2-0

2012 POSTSEASON STATISTICS

RESULTS AND ATTENDANCE

WON 4, LOST 0 (SUPER BOWL XLVII CHAMPIONS)

01/06	W	24-9	Indianapolis	71,379
01/12	W	38-35 2OT	at Denver	76,732
01/20	W	28-13	at New England	68,756
02/03	W	34-31	vs. San Francisco	71,024

TEAM STATISTICS

TOTAL FIRST DOWNS

	RAVENS	OPPONENT
Rushing	25	30
Passing	53	63
Penalty	7	13
3rd Down: Made/Att	25/55	25/60
3rd Down Pct.	45.5	41.7
4th Down: Made/Att	0/3	2/6
4th Down Pct.	0.0	33.3

POSSESSION AVG.

RAVENS	28:39	31:21
---------------	--------------	--------------

TOTAL NET YARDS

RAVENS	1641	1713
---------------	-------------	-------------

NET YARDS RUSHING

RAVENS	539	567
---------------	------------	------------

NET YARDS PASSING

RAVENS	1102	1146
---------------	-------------	-------------

PUNTS/AVERAGE

RAVENS	22/46.0	17/45.6
---------------	----------------	----------------

NET PUNTING AVG.

RAVENS	22/34.3	17/37.5
---------------	----------------	----------------

PENALTIES/YARDS

RAVENS	24/206	24/197
---------------	---------------	---------------

FUMBLES/BALL LOST

RAVENS	6/4	5/4
---------------	------------	------------

TOUCHDOWNS

RAVENS	16	9
---------------	-----------	----------

SCORE BY PERIODS

	1	2	3	4	OT	2OT	PTS
RAVENS	21	38	28	34	0	3	124
Opponents	20	26	27	15	0	0	88

SCORING

	TD	RU	PA	RT	K/PAT	FG	S	PTS
Tucker	0	0	0	0	16/16	4/4	0	28
Boldin	4	0	4	0	0	0	0	24
J. Jones	3	0	2	1	0	0	0	18
Pitta	3	0	3	0	0	0	0	18
Rice	2	2	0	0	0	0	0	12
T. Smith	2	0	2	0	0	0	0	12
Graham	1	0	0	1	0	0	0	6
Leach	1	1	0	0	0	0	0	6
RAVENS	16	3	11	2	16/16	4/4	0	124
Opponents	9	2	5	2	8/8	8/10	1	88

2-PT. CONVERSIONS: RAVENS 0-0, Opponents 0-1

SACKS: Kruger 4.5, Suggs 2, A. Jones 1, McPhee 1, Graham 0.5, RAVENS 9, Opponents 6

PASSING

	ATT	COMP	YARDS	COMP%	YDS/ATT
Flacco	126	73	1140	57.9	9.05%
RAVENS	126	73	1140	57.9	9.05%
Opponents	179	101	1200	56.4	6.70%

TD

	TD	TD%	INT	INT%	LG	SACK/LOST	RATING
11	8.7%	0	0.0%	70t	6/38	117.2	
RAVENS	11	8.7%	0	0.0%	70t	6/38	117.2
Opponents	5	2.8%	6	3.4%	36	9/54	72.4

TD%

11	8.7%	0	0.0%	70t	6/38	117.2
----	------	---	------	-----	------	-------

INT

11	8.7%	0	0.0%	70t	6/38	117.2
----	------	---	------	-----	------	-------

INT%

5	2.8%	6	3.4%	36	9/54	72.4
---	------	---	------	----	------	------

LG

11	8.7%	0	0.0%	70t	6/38	117.2
----	------	---	------	-----	------	-------

SACK/LOST

5	2.8%	6	3.4%	36	9/54	72.4
---	------	---	------	----	------	------

RATING

11	8.7%	0	0.0%	70t	6/38	117.2
----	------	---	------	-----	------	-------

Tucker: (23G)(47G)(19G,38G)

Opponents: (47G,52G,26G,40N)(52N)(31G,25G)(36G,27G,34G)

FUM/LOST: Rice 3/3, Flacco 1/1, J. Jones 1/0, Leach 1/0

TD

11	8.7%	0	0.0%	70t	6/38	117.2
----	------	---	------	-----	------	-------

TD%

5	2.8%	6	3.4%	36	9/54	72.4
---	------	---	------	----	------	------

INT

11	8.7%	0	0.0%	70t	6/38	117.2
----	------	---	------	-----	------	-------

INT%

5	2.8%	6	3.4%	36	9/54	72.4
---	------	---	------	----	------	------

LG

11	8.7%	0	0.0%	70t	6/38	117.2
----	------	---	------	-----	------	-------

SACK/LOST

5	2.8%	6	3.4%	36	9/54	72.4
---	------	---	------	----	------	------

RATING

11	8.7%	0	0.0%	70t	6/38	117.2
----	------	---	------	-----	------	-------

Tucker: (23G)(47G)(19G,38G)

Opponents: (47G,52G,26G,40N)(52N)(31G,25G)(36G,27G,34G)

FUM/LOST: Rice 3/3, Flacco 1/1, J. Jones 1/0, Leach 1/0

TD

11	8.7%	0	0.0%	70t	6/38	117.2
----	------	---	------	-----	------	-------

TD%

5	2.8%	6	3.4%	36	9/54	72.4
---	------	---	------	----	------	------

INT

11	8.7%	0	0.0%	70t	6/38	117.2
----	------	---	------	-----	------	-------

INT%

5	2.8%	6	3.4%	36	9/54	72.4
---	------	---	------	----	------	------

RUSHING

	NO	YDS	AVG	LG	TD
Rice	84	306	3.6	32	2
Pierce	39	202	5.2	43	0
Flacco	8	16	2.0	14	0
Leach	5	15	3.0	5	1
Tucker	1	8	8.0	8	0
T. Smith	1	0	0.0	0	0
Koch	1	-8	-8.0	-8	0
RAVENS	139	539	3.9	43	3
Opponents	128	567	4.4	33	2

RECEIVING

	NO	YDS	AVG	LG	TD
Boldin	22	380	17.3	50	4
Pitta	14	163	11.6	24	3
T. Smith	11	233	21.2	59t	2
Rice	8	88	11.0	47	0
Dickson	6	90	15.0	24	0
Leach	6	31	5.2	17	0
J. Jones	5	147	29.4	70t	2
Pierce	1	8	8.0	8	0
RAVENS	73	1140	15.6	70t	11
Opponents	101	1200	11.9	36	5

INTERCEPTIONS

	NO	YDS	AVG	LG	TD
C. Williams	2	41	20.5	41	0
Graham	2	39	19.5	39t	1
E. Reed	1	6	6.0	6	0
Ellerbe	1	2	2.0	2	0
RAVENS	6	88	14.7	41	1
Opponents	0	0	---	---	0

PUNTING

	NO	YDS	AVG	NET	TB	IN	LG	BLK
Koch	22	1013	46.0	34.3	4	8	60	0
RAVENS	22	1013	46.0	34.3	4	8	60	0
Opponents	17	776	45.6	37.5	1	7	59	0

PUNT RETURNS

	RET	FC	YDS	AVG	LG	TD
J. Jones	8	2	110	13.8	34	0
Doss	1	0	8	8.0	8	0
E. Reed	1	3	0	0.0	0	0
RAVENS	10	5	118	11.8	34	0
Opponents	8	3	178	22.3	90t	1

KICKOFF RETURNS

	NO	YDS	AVG	LG	TD
J. Jones	14	362	25.9	108t	1
RAVENS	14	362	25.9	108t	1
Opponents	12	366	30.5	104t	1

FIELD GOALS

	1-19	20-29	30-39	40-49	50+
Tucker	1/1	1/1	1/1	1/1	0/0
RAVENS	1/1	1/1	1/1	1/1	0/0
Opponents	0/0	3/3	3/3	1/2	1/2

TD

11	8.7%	0	0.0%	70t	6/38	117.2
----	------	---	------	-----	------	-------

TD%

11	8.7%	0	0.0%	70t	6/38	117.2
----	------	---	------	-----	------	-------

INT

5	2.8%	6	3.4%	36	9/54	72.4
---	------	---	------	----	------	------

INT%

11	8.7%	0	0.0%	70t	6/38	117.2
----	------	---	------	-----	------	-------

LG

5	2.8%	6	3.4%	36	9/54	72.4
---	------	---	------	----	------	------

SACK/LOST

11	8.7%	0	0.0%	70t	6/38	117.2
----	------	---	------	-----	------	-------

RATING

11	8.7%	0	0.0%	70t	6/38	117.2
----	------	---	------	-----	------	-------

Tucker: (23G)(47G)(19G,38G)

Opponents: (47G,52G,26G,40N)(52N)(31G,25G)(36G,27G,34G)

FUM/LOST: Rice 3/3, Flacco 1/1, J. Jones 1/0, Leach 1/0

DEFENSIVE STATISTICS

PLAYER	TT
--------	----

2013 STATISTICS

RESULTS AND ATTENDANCE

WON 8, LOST 8

09/05	L	27-49	at Denver	76,977
09/15	W	14-6	Cleveland	71,098
09/22	W	30-9	Houston	71,168
09/29	L	20-23	at Buffalo	68,296
10/06	W	26-23	at Miami	68,342
10/13	L	17-19	Green Bay	71,319
10/20	L	16-19	at Pittsburgh	62,295
11/03	L	18-24	at Cleveland	71,513
11/10	W	20-17 OT	Cincinnati	70,992
11/17	L	20-23 OT	at Chicago	62,367
11/24	W	19-3	New York Jets	71,148
11/28	W	22-20	Pittsburgh	71,005
12/08	W	29-26	Minnesota	70,921
12/16	W	18-16	at Detroit	64,742
12/22	L	7-41	New England	71,433
12/29	L	17-34	at Cincinnati	62,406

TEAM STATISTICS

TOTAL FIRST DOWNS

Rushing	68	79
Passing	189	176
Penalty	38	29
3rd Down: Made/Att	92/253	78/233
3rd Down Pct.	36.4	33.5
4th Down: Made/Att	6/16	8/14
4th Down Pct.	37.5	57.1

POSSESSION AVG.

RAVENS	29:51	30:09
TOTAL NET YARDS	4918	5368
Avg. Per Game	307.4	335.5
Total Plays	1090	1032
Avg. Per Play	4.5	5.2

NET YARDS RUSHING

RAVENS	1328	1687
Avg. Per Game	83.0	105.4
Total Rushes	423	440

NET YARDS PASSING

RAVENS	3590	3681
Avg. Per Game	224.4	230.1
Sacked/Yards Lost	48/324	40/257
Gross Yards	3914	3938
Att./Completions	619/363	552/314
Completion Pct.	58.6	56.9
Had Intercepted	23	16

PUNTS/AVERAGE

RAVENS	91/45.5	98/45.8
NET PUNTING AVG.	91/38.9	98/37.5

PENALTIES/YARDS

RAVENS	112/942	126/1196
---------------	----------------	-----------------

FUMBLES/BALL LOST

RAVENS	15/6	21/8
TOUCHDOWNS	29	37
Rushing	7	7
Passing	19	25
Returns	3	5

SCORE BY PERIODS

	1	2	3	4	OT	PTS
RAVENS	59	79	64	115	3	320
OPPONENTS	63	89	63	134	3	352

SCORING

	TD	RU	PA	RT	K/PAT	FG	S	PTS
Tucker	0	0	0	0	26/26	38/41	0	140
M. Brown	7	0	7	0			0	44
Rice	4	4	0	0			0	26
T. Smith	4	0	4	0			0	26
Clark	3	0	3	0			0	18
J. Jones	3	0	2	1			0	18
Pierce	2	2	0	0			0	12
Dickson	1	0	1	0			0	6
Doss	1	0	0	1			0	6
Flacco	1	1	0	0			0	6
Leach	1	0	1	0			0	6
Pitta	1	0	1	0			0	6
D. Smith	1	0	0	1			0	6
RAVENS	29	7	19	3	26/26	38/41	0	320
Opponents	37	7	25	5	34/34	32/35	0	352

2-PT. CONVERSIONS: M. Brown, Rice, T. Smith, **RAVENS 3-3, Opponents 0-3**

SACKS: Suggs 10, Dumervil 9.5, D. Smith 5, A. Jones 4, Canty 2, McPhee 2, Tyson 2, Ngata 1.5, Upshaw 1.5, Graham 1, B. Williams 1, A. Brown 0.5, **RAVENS 40, Opponents 48**

FUM/LOST: Flacco 8/2, Gradkowski 2/1, Rice 2/2, Doss 1/1, Leach 1/0, T. Smith 1/0

PASSING

Flacco	614	362	3912	59.0	6.37
Taylor	5	1	2	20.0	0.40
RAVENS	619	363	3914	58.6	6.32
Opponents	552	314	3938	56.9	7.13

RUSHING

	NO	YDS	AVG	LG	TD
Rice	214	660	3.1	47	4
Pierce	152	436	2.9	28	2
Flacco	27	131	4.9	22	1
Taylor	8	64	8.0	25	0
Leach	11	23	2.1	6	0
Scott	4	14	3.5	9	0
Scott	4	14	3.5	9	0
Draughn	4	2	0.5	3	0
J. Jones	2	0	0.0	4	0
M. Brown	1	-2	-2.0	-2	0
TEAM	423	1328	3.1	47	7
OPPONENTS	440	1687	3.8	43	7

RECEIVING

	NO	YDS	AVG	LG	TD
T. Smith	65	1128	17.4	74	4
Rice	58	321	5.5	22	0
M. Brown	49	524	10.7	59	7
J. Jones	37	455	12.3	66t	2
Clark	31	343	11.1	45	3
Dickson	25	273	10.9	43	1
Pitta	20	169	8.5	18	1
Pierce	20	104	5.2	15	0
Doss	19	305	16.1	63	0
Stokley	13	115	8.8	18	0
Leach	11	47	4.3	12	1
D. Thompson	10	96	9.6	33	0
Bajema	2	18	9.0	18	0
Scott	2	10	5.0	8	0
Scott	2	10	5.0	8	0
Taylor	1	6	6.0	6	0
RAVENS	363	3914	10.8	74	19
Opponents	314	3938	12.5	79t	25

INTERCEPTIONS

	NO	YDS	AVG	LG	TD
Graham	4	28	7.0	28	0
Ihedigbo	3	54	18.0	37	0
D. Smith	3	41	13.7	37t	1
Webb	2	19	9.5	19	0
J. Smith	2	0	0.0	0	0
Elam	1	18	18.0	18	0
Tyson	1	0	0.0	0	0
RAVENS	16	160	10.0	37t	1
Opponents	23	219	9.5	74t	4

PUNTING

	NO	YDS	AVG	NET	TB	IN	LG	BLK
Koch	90	4138	46.0	38.9	9	27	69	1
RAVENS	91	4138	45.5	38.9	9	27	69	1
Opponents	98	4484	45.8	37.5	10	34	67	0

PUNT RETURNS

	RET	FC	YDS	AVG	LG	TD
Doss	23	7	359	15.6	82t	1
J. Jones	19	2	237	12.5	37	0
Webb	1	7	13	13.0	13	0
RAVENS	43	16	609	14.2	82t	1
Opponents	46	14	419	9.1	27	0

KICKOFF RETURNS

	NO	YDS	AVG	LG	TD
J. Jones	31	892	28.8	77t	1
D. Thompson	7	201	28.7	47	0
Draughn	2	53	26.5	31	0
Juszczyk	2	17	8.5	9	0
Dickson	1	0	0.0	0	0
Leach	1	0	0.0	0	0
RAVENS	44	1163	26.4	77t	1
Opponents	38	873	23.0	44	0

FIELD GOALS

	1-19	20-29	30-39	40-49	50+
Tucker	0/0	10/10	12/13	10/11	6/7
RAVENS	0/0	10/10	12/13	10/11	6/7
Opponents	0/0	11/11	10/10	9/11	2/3

Tucker: (25G,30G)(50N,44N)(28G,45G,43G)(35G,24G)(42G,50G,25G,44G)(23G)(46G,38G,32G)(51G)(36G,46G)(52G,21G)(30G,26G,33G,53G)(43G,34G,38G,45G,48G)(29G,24G,32G,49G,53G,61G)(37N)(38G,22G,34G)

Opponents: (1)(21G,51G)(27G,29G,47G)(27G,27G,22G)(37G,25G,48G,57N)(45G,44N,31G,50G,31G)(34G,28G,38G,42G)(22G)(42N,32G)(20G,46G,38G)(27G)(1)(39G,40G)(40G)(45G,42G)(39G,38G)

PASSING

Flacco	614	362	3912	59.0	6.37
Taylor	5	1	2	20.0	0.40
RAVENS	619	363	3914	58.6	6.32
Opponents	552	314	3938	56.9	7.13

	TD	TD%	INT	INT%	LG	SACK/LOST	RATING
Flacco	19	3.1	22	3.6	74	48/324	73.1
Taylor	0	0.0	1	20.0	2	0/0	0.0
RAVENS	19	3.1	23	3.7	74	48/324	72.0
Opponents	25	4.5	16	2.9	79t	40/257	82.2

2013 STATISTICS

DEFENSIVE STATISTICS

PLAYER	TT	SOLO	AS	SACKS	YDS LOST	INT	RET. YDS	PD	FF	FR
Smith, Daryl	123	57	66	5	43.5	3*	41	19	2	0
Ihedigbo, James	99	62	37	0	0	3	54	11	2	1
Suggs, Terrell	80	47	33	10	48	0	0	0	0	1
Elam, Matt	76	53	23	0	0	1	18	3	0	2
Webb, Lardarius	74	63	11	0	0	2	19	22	0	0
Graham, Corey	68	51	17	1	0	4	28	12	1	0
Smith, Jimmy	58	49	9	0	0	2	0	16	2	0
Jones, Arthur	53	28	25	4	27	0	0	0	0	0
Ngata, Haloti	52	23	29	1.5	12	0	0	3	0	0
McClain, Jameel	50	27	23	0	0	0	0	0	1	0
Bynes, Josh	41	19	22	0	0	0	0	3	0	0
Dumervil, Elvis	31	18	13	9.5	64	0	0	3	2	0
Canty, Chris	30	20	10	2	22	0	0	4	2	0
Upshaw, Courtney	29	18	11	1.5	13	0	0	2	0	0
McPhee, Pernell	21	13	8	2	13	0	0	1	1	0
Cody, Terrence	15	7	8	0	0	0	0	0	0	0
Brown, Arthur	12	8	4	0.5	4.5	0	0	0	1	0
Spears, Marcus	10	5	5	0	0	0	0	0	0	0
Tyson, DeAngelo	10	9	1	2	5	1	0	1	0	0
Williams, Brandon	6	3	3	1	5	0	0	0	0	1
Huff, Michael	4	3	1	0	0	0	0	0	0	0
Brown, Chykie	2	1	1	0	0	0	0	1	0	0
Miles, Jeromy	1	1	0	0	0	0	0	0	0	0
Totals	945	585	360	40	257	16	160	101	14	5

*Daryl Smith returned an INT 37 yards for a TD vs. Hou. (9/22)

SPECIAL TEAMS STATISTICS

PLAYER	TT	SOLO	AS	FF	FR	BK
McClellan, Albert	12	12	0	0	0	0
Levine, Anthony	11	10	1	0	0	0
Brown, Chykie	8	7	1	0	0	0
Miles, Jeromy	8	8	0	0	0	0
Trawick, Brynden	8	8	0	0	0	0
Graham, Corey	5	4	1	0	0	0
Juszcyk, Kyle	5	3	2	0	1	0
Bynes, Josh	4	3	1	0	0	0
Simon, John	4	4	0	0	0	0
Brown, Arthur	3	3	0	0	0	0
Dickson, Ed	3	2	1	0	0	0
Bajema, Billy	2	2	0	0	0	0
Cox, Morgan	2	2	0	0	1	0
Huff, Michael	2	2	0	0	0	0
Ihedigbo, James	2	1	1	0	1	0
McClain, Jameel	2	2	0	0	0	0
Doss, Tandon	1	1	0	0	0	0
Elam, Matt	1	1	0	0	0	0
Koch, Sam	1	1	0	0	0	0
Upshaw, Courtney	1	1	0	0	0	0
Totals	85	77	8	0	3	0

Defensive and special teams statistics reflect press box stats.

RAVENS COACHES

John Harbaugh, Head Coach; **Jerry Rosburg**, Assistant Head Coach/Special Teams Coordinator; **Jim Caldwell**, Offensive Coordinator; **Dean Pees**, Defensive Coordinator; **Teryl Austin**, Secondary; **Juney Barnett**, Assistant Strength and Conditioning; **Clarence Brooks**, Defensive Line; **Randy Brown**, Kicking Consultant; **Juan Castillo**, Run Game Coordinator; **Jay Harbaugh**, Offensive Quality Control; **Wade Harman**, Tight Ends; **Chris Hewitt**, Assistant Special Teams; **Jim Hostler**, Wide Receivers; **Don Martindale**, Inside Linebackers; **Andy Moeller**, Offensive Line; **Ted Monachino**, Linebackers; **Wilbert Montgomery**, Running Backs; **Bob Rogucki**, Strength and Conditioning; **Steve Spagnuolo**, Senior Defensive Assistant; **Craig Ver Steeg**, Senior Offensive Assistant; **Todd Washington**, Assistant Offensive Line; **Matt Weiss**, Defensive Quality Control

RAVENS HONOR ROLL

AP All-Pro: K Justin Tucker (1st Team)

PFWA All-Pro:

K Justin Tucker (1st Team)

Sporting News All-Pro:

K Justin Tucker, G Marshal Yanda (1st Teams)

Pro Bowl: DT Haloti Ngata, OLB Terrell Suggs, K Justin Tucker, G Marshal Yanda

USA Today All-Joe Team:

CB Lardarius Webb

AFC Players of the Week:

K Justin Tucker (Week 10) - Special Teams

K Justin Tucker (Week 12) - Special Teams

K Justin Tucker (Week 15) - Special Teams

AFC Player of the Month:

K Justin Tucker (Special Teams, November)

Pepsi NEXT Rookie of the Week (Week 14):

WR Marlon Brown

GMC Never Say Never Moment (Week 14):

QB Joe Flacco

GMC Never Say Never Moment of the Week (Week 15):

K Justin Tucker

Ed Block Courage Award:

LB Jameel McClain

Ravens Roost Unsung Hero:

S James Ihedigbo

Ravens Roost Extra Effort:

WR Marlon Brown

USUAL STARTING LINEUPS

WR	LT	LG	C	RG	RT	TE	WR	QB	RB	FB
Offense: J. Jones/M. Brown	E. Monroe	A. Shipley	G. Gradkowski	M. Yanda	M. Oher	E. Dickson	T. Smith	J. Flacco	R. Rice	V. Leach
DT	DE	NT	SAM	MIKE	WILL	RUSH	RCB	LCB	SS	FS
Defense: A. Jones	C. Canty	H. Ngata	C. Upshaw	D.. Smith	J. McClain	T. Suggs	J. Smith	L. Webb	J. Ihedigbo	M. Elam

RAVENS SEASON TRENDS

Record	Record
Record.....	8-8
vs. AFC North.....	3-3
vs. AFC.....	6-6
vs. NFC.....	2-2
Home.....	6-2
Away.....	2-6
On Grass.....	1-4
Artificial Turf.....	7-4
Outdoors.....	7-8
Indoors.....	1-0
Leading at Halftime.....	6-2
Tied at Halftime.....	0-0
Trailing at Halftime.....	2-6
Leading After 3 Quarters.....	8-1
Tied After 3 Quarters.....	0-0
Trailing After 3 Quarters.....	0-7
Decided by 7 Points or less.....	5-5
Decided by 3 Points or less.....	5-4
When Scoring First.....	4-3
When Not Scoring First.....	4-5
Positive or Even Turnover Ratio.....	5-4
Negative Turnover Ratio.....	3-4
Winning Penalty Ratio.....	6-5
Losing Penalty Ratio.....	2-3
Overtime.....	1-1
With a 100-Yard Rusher.....	0-1
Without a 100-yard Rusher.....	8-7
With a 100-Yard Receiver.....	2-1
Without a 100-yard Receiver.....	6-7
With a 300-Yard Passer.....	0-3
Without a 300-Yard Passer.....	8-5
When Allowing a 100-Yard Rusher.....	0-1
When Not Allowing a 100-Yard Rusher.....	8-7
When Allowing a 100-Yard Receiver.....	3-3
When Not Allowing a 100-Yard Receiver.....	5-5
When Allowing a 300-Yard Passer.....	1-2
When Not Allowing a 300-Yard Passer.....	7-6
When Recording 3 or more sacks.....	5-4
When Holding an Opponent Under 250 Net Yards.....	1-0
When Holding an Opponent Under 21 Points.....	6-2
When Holding an Opponent Under 15 Points.....	4-0

2014 STATISTICS

RESULTS AND ATTENDANCE

WON 10, LOST 6

WILD CARD/AFC DIVISIONAL GAME

09/07	L	16-23	Cincinnati	70,925
09/11	W	26-6	Pittsburgh	71,181
09/21	W	23-21	at Cleveland	67,407
09/28	W	38-10	Carolina	71,218
10/05	L	13-20	at Indianapolis	65,258
10/12	W	48-17	at Tampa Bay	60,041
10/19	W	29-7	Atlanta	71,184
10/26	L	24-27	at Cincinnati	55,711
11/02	L	23-43	at Pittsburgh	63,971
11/09	W	21-7	Tennessee	70,914
11/24	W	34-27	at New Orleans	73,373
11/30	L	33-34	San Diego	71,060
12/07	W	28-13	at Miami	70,244
12/14	W	20-12	Jacksonville	70,801
12/21	L	13-25	at Houston	71,771
12/28	W	20-10	Cleveland	71,070

TEAM STATISTICS

TOTAL FIRST DOWNS

Rushing	113	75
Passing	194	205
Penalty	38	31
3rd Down: Made/Att	84/205	89/221
3rd Down Pct.	41.0	40.3
4th Down: Made/Att	9/18	5/14
4th Down Pct.	50.0	35.7

POSSESSION AVG.

29:40 **30:20**

TOTAL NET YARDS

5838 **5391**

Avg. Per Game 364.9 336.9

Total Plays 1022 1034

Avg. Per Play 5.7 5.2

NET YARDS RUSHING

2019 **1412**

Avg. Per Game 126.2 88.3

Total Rushes 448 390

NET YARDS PASSING

3819 **3979**

Avg. Per Game 238.7 248.7

Sacked/Yards Lost 19/167 49/362

Gross Yards 3986 4341

Att./Completions 555/344 595/382

Completion Pct. 62.0 64.2

Had Intercepted 12 11

PUNTS/AVERAGE

60/47.4 **76/45.9**

NET PUNTING AVG.

60/43.3 **76/40.5**

PENALTIES/YARDS

111/870 **110/1007**

FUMBLES/BALL LOST

16/8 **22/11**

TOUCHDOWNS

46 **30**

Rushing 16 8

Passing 27 22

Returns 3 0

SCORE BY PERIODS

RAVENS **76** **96** **91** **146** **0** **409**

OPPONENTS **63** **79** **60** **100** **0** **302**

SCORING

TD **RU** **PA** **RT** **K/PAT** **FG** **S** **PTS**

Tucker 0 0 0 0 42/42 29/34 0 129

T. Smith 11 0 11 0 0 0 0 66

Forsett 8 8 0 0 0 0 0 50

S. Smith Sr. 6 0 6 0 0 0 0 36

Aiken 4 0 3 1 0 0 0 24

Daniels 4 0 4 0 0 0 0 24

Taliaferro 4 4 0 0 0 0 0 24

Flacco 2 2 0 0 0 0 0 12

Pierce 2 2 0 0 0 0 0 12

Campanaro 1 0 1 0 0 0 0 6

Gillmore 1 0 1 0 0 0 0 6

Hill 1 0 0 1 0 0 0 6

J. Jones 1 0 0 1 0 0 0 6

Juszczyk 1 0 1 0 0 0 0 6

Suggs 0 0 0 0 0 0 1 2

RAVENS **46** **16** **27** **3** **42/42** **29/34** **1** **409**

Opponents **30** **8** **22** **0** **28/28** **30/36** **0** **302**

2-PT. CONVERSIONS: Forsett RAVENS 1-4, Opponents 2-2

SACKS: Dumervil 17, Suggs 12, McPhee 7.5, Jernigan 4, Mosley 3, Ngata 2, D. Smith 1, Tyson 1, Walker LG 1, Canty 0.5, Elam 0.5, B. Williams 0.5 **RAVENS 49, Opponents 19**

PASSING

ATT **COMP** **YARDS** **COMP%** **YDS/ATT** **TD** **TD%** **INT** **INT%** **LG** **SACK/LOST** **RATING**

Flacco 554 344 3986 62.1 7.18 27 4.9 12 2.2 80t 19/167 91.0

RAVENS **554** **344** **3986** **62.1** **7.18** **27** **4.9** **12** **2.2** **80t** **19/167** **91.0**

Opponents **595** **382** **4341** **64.2** **7.30** **22** **3.7** **11** **1.8** **77t** **49/362** **90.6**

RUSHING

Forsett	235	1266	5.4	52	8
Pierce	93	366	3.9	28	2
Taliaferro	68	292	4.3	31	4
Flacco	39	70	1.8	15	2
J. Jones	3	16	5.3	11	0
Toussaint	6	12	2.0	12	0
T. Taylor	4	-3	-0.8	0	0
RAVENS	448	2019	4.5	52	16
OPPONENTS	390	1412	3.6	67	8

RECEIVING

S. Smith Sr.	79	1065	13.5	80t	6
T. Smith	49	767	15.7	53	11
Daniels	48	527	11.0	39	4
Forsett	44	263	6.0	26	0
Aiken	24	267	11.1	24	3
M. Brown	24	255	10.6	22	0
Juszczyk	19	182	9.6	33	1
Pitta	16	125	7.8	24	0
Gillmore	10	121	12.1	22	1
J. Jones	9	131	14.6	31	0
Taliaferro	8	114	14.3	29	0
Campanaro	7	102	14.6	19t	1
Supernaw	2	27	13.5	29	0
Toussaint	3	27	9.0	15	0
Pierce	2	13	6.5	7	0
RAVENS	344	3986	11.6	80t	27
Opponents	382	4341	11.4	77t	22

INTERCEPTIONS

Mosley	2	23	11.5	18	0
Ngata	2	16	8.0	13	0
Hill	1	44	44.0	44t	1
J. Smith	1	31	31.0	31	0
Gorrer	1	15	15.0	15	0
Miles	1	6	6.0	6	0
D. Smith	1	0	0.0	0	0
Stewart	1	0	0.0	0	0
Webb	1	0	0.0	0	0
RAVENS	11	135	12.3	44t	1
Opponents	12	149	12.4	30	0

PUNTING

Koch	60	2841	47.4	43.3	4	26	73	0
RAVENS	60	2841	47.4	43.3	4	26	73	0
Opponents	76	3489	45.9	40.5	6	18	69	1

PUNT RETURNS

J. Jones	30	17	275	9.2	45	0
Campanaro	2	1	17	8.5	9	0
Webb	0	5	0	---	---	0
RAVENS	32	23	292	9.1	45	0
Opponents	23	14	166	7.2	45	0

KICKOFF RETURNS

J. Jones	32	978	30.6	108t	1
Juszczyk	2	28	14.0	16	0
Toussaint	2	41	20.5	23	0
Gillmore	1	15	15.0	15	0
Taliaferro	1	15	15.0	15	0
RAVENS	38	1077	28.3	108t	1
Opponents	26	601	23.1	36	0

FIELD GOALS

Tucker	0/0	10/10	11/11	4/4	4/9
RAVENS	0/0	10/10	11/11	4/4	4/9
Opponents	0/0	7/7	13/14	7/10	3/5

Tucker: (55N,38G)(30G,23G,22G,20G)(38G,21G,32G)(57N,30G)(52G,27G)(46G,64B,49G)(38G,38G)(45G,50G,53G)(46G)(31G,55G)(33G,21G,29G,31G)(22G,54N,54N,33G)(25G,28G)

Opponents: (49G,22G,28G,46G,38G,45B)(25G,43G)(50N,36B)(37G)(38G,34G)(45N,47G)(57N)(32G,33G)(20G,34G)(52G,26G)(46G,34G)(53G,45G,53G,42N,45G)(35G,25G,30G,20G,39G,33G)(38G)

FUM/LOST: Flacco 5/0, J. Jones 4/2, Juszczyk 2/2, Forsett 1/0, Gradkowski 1/1, Pierce 1/1, S. Smith 1/1, Taliaferro 1/1

2014 STATISTICS

DEFENSIVE STATISTICS

PLAYER	TT	SOLO	AS	SACKS	YDS		RET.			
					LOST	INT	YDS	PD	FF	FR
Mosley, C.J.	129	85	44	3	16	2	23	8	1	1
Smith, Daryl	127	67	60	1	7	1	0	9	2	1
Suggs, Terrell	61	36	25	12	87	0	0	1	0	1
Stewart, Darian	53	37	16	0	0	1	0	4	1	0
Williams, Brandon	48	25	23	0.5	4.5	0	0	0	2	1
Elam, Matt	47	29	18	0.5	3	0	0	5	1	0
Webb, Lardarius	46	36	10	0	0	1	0	8	0	0
Upshaw, Courtney	42	25	17	0	0	0	0	1	0	0
Hill, Will	39	27	12	0	0	1*	44	4	0	0
Dumervil, Elvis	35	24	11	17	127.5	0	0	1	2	1
Canty, Chris	33	13	20	0.5	3	0	0	2	1	0
Ngata, Haloti	32	19	13	2	28	2	16	7	2	0
Smith, Jimmy	28	22	6	0	0	1	31	8	0	0
Jackson, Asa	27	22	5	0	0	0	0	3	0	0
McPhee, Pernel	27	17	10	7.5	50	0	0	4	1	0
Jernigan, Timmy	23	11	12	4	27	0	0	0	0	0
Levine, Anthony	23	16	7	0	0	0	0	4	0	0
Miles, Jeromy	23	14	9	0	0	1	6	1	0	1
Tyson, DeAngelo	21	7	14	1	9	0	0	0	0	2
Brooks, Terrence	19	16	3	0	0	0	0	2	0	1
Melvin, Rashaan	17	13	4	0	0	0	0	1	1	0
Gorrer, Danny	16	16	0	0	0	1	15	1	0	0
Guy, Lawrence	16	2	14	0	0	0	0	1	0	1
Franks, Dominique	13	12	1	0	0	0	0	5	0	0
Brown, Chykie	9	8	1	0	0	0	0	0	0	0
McClellan, Albert	4	1	3	0	0	0	0	0	0	0
Bilukidi, Christo	3	0	3	0	0	0	0	0	0	0
Trawick, Brynden	3	2	1	0	0	0	0	0	0	0
Walker, Casey	1	0	1	0	0	0	0	0	0	0
Orr, Zachary	1	0	1	0	0	0	0	0	0	0
Totals	966	602	364	49	362	11	135	80	14	10

*Will Hill returned an INT 44 yards for a TD at NO (11/24)

SPECIAL TEAMS STATISTICS

PLAYER	TT	SOLO	AS	FF	FR	BK
McClellan, Albert	13	11	2	1	1	0
Orr, Zachary	7	6	1	0	0	0
Levine, Anthony	6	5	1	0	0	0
Miles, Jeromy	5	5	0	1	0	1
Aiken, Kamar	4	2	2	0	0	0
Mosley, C.J.	4	3	1	0	0	0
Taliaferro, Lorenzo	4	3	1	0	0	0
Trawick, Brynden	4	3	1	0	0	0
Juszczyk, Kyle	3	3	0	0	0	0
Elam, Matt	2	2	0	0	0	0
Hill, Will	2	2	0	0	0	0
Brown, Marlon	1	1	0	0	0	0
Gorrer, Danny	1	1	0	0	0	0
Jackson, Asa	1	0	1	0	0	1
Urschel, John	1	1	0	0	0	0
Webb, Lardarius	1	0	1	0	0	0
Stewart, Darian	0	0	0	0	0	1
Totals	59	48	11	2	1	3

Defensive and special teams statistics reflect press box stats.

RAVENS COACHES

John Harbaugh, Head Coach; **Jerry Rosburg**, Special Teams Coordinator/Associate Head Coach; **Gary Kubiak**, Offensive Coordinator; **Dean Pees**, Defensive Coordinator; **Juney Barnett**, Assistant Strength and Conditioning; **Clarence Brooks**, Defensive Line; **Randy Brown**, Kicking Consultant; **Juan Castillo**, Offensive Line; **Billy DeLorbe**, Cross Training Specialist; **Rick Dennison**, Quarterbacks; **Bobby Ingram**, Wide Receivers; **Thomas Hammock**, Running Backs; **Jay Harbaugh**, Offensive Quality Control; **Chris Hewitt**, Assistant Secondary Coach; **Don Martindale**, Inside Linebackers; **Ted Monachino**, Linebackers; **Brian Pariani**, Tight Ends; **Bob Rogucki**, Strength and Conditioning; **Steve Spagnuolo**, Secondary/Assistant Head Coach; **Craig Ver Steeg**, Senior Offensive Assistant; **Todd Washington**, Assistant Offensive Line; **Matt Weiss**, Defensive Quality Control/Linebackers Assistant

RAVENS HONOR ROLL

AP All-Pro:

OLB Elvis Dumervil (1st Team), LB C.J. Mosley (2nd Team), DT Haloti Ngata (2nd Team), G/T Marshal Yanda (1st Team)

PFWA Awards:

RB Justin Forsett (All-AFC), DT Timmy Jernigan (All-Rookie), LB C.J. Mosley (All-AFC, All-Rookie), G/T Marshal Yanda (All-NFL, All-AFC)

Sporting News All-Pro:

WR/RS Jacoby Jones (1st Team)
G/T Marshal Yanda (1st Team)

Pro Bowl: OLB Elvis Dumervil, RB Justin Forsett, LB C.J. Mosley, G/T Marshal Yanda

AFC Players of the Week:

OLB Elvis Dumervil (Week 14) - Defense
QB Joe Flacco (Week 6) - Offense
RB Justin Forsett (Week 10, Week 12) - Offense
K Justin Tucker (Week 3) - Special Teams

AFC Player of the Month:

K Justin Tucker (November) - Special Teams

FedEx Air NFL Player of the Week:

QB Joe Flacco (Week 6, Week 17)

NFL Defensive Rookie of the Month:

LB C.J. Mosley (October, December)

Ed Block Courage Award:

CB/RS Lardarius Webb

Ravens Roost Unsung Hero:

RB Justin Forsett

Ravens Roost Extra Effort:

DT Brandon Williams

USUAL STARTING LINEUPS

	WR	LT	LG	C	RG	RT	TE	WR	QB	RB	FB
Offense:	S. Smith	E. Monroe	K. Osemele	J. Zuttah	M. Yanda	R. Wagner	O. Daniels	T. Smith	J. Flacco	J. Forsett	K. Juszczyk
	DT	DE	NT	SAM	MIKE	WILL	RUSH	RCB	LCB	SS	FS
Defense:	H. Ngata	C. Canty	B. Williams	C. Upshaw	D. Smith	C. Mosley	T. Suggs	J. Smith	L. Webb	M. Elam	D. Stewart

RAVENS SEASON TRENDS

	Record	Record	
Record.....	10-6	Positive or Even Turnover Ratio.....	7-3
vs. AFC North.....	3-3	Negative Turnover Ratio.....	3-3
vs. AFC.....	6-6	Winning Penalty Ratio.....	4-2
vs. NFC.....	4-0	Losing Penalty Ratio.....	6-3
Home.....	6-2	Overtime.....	0-0
Away.....	4-4	With a 100-Yard Rusher.....	4-1
On Grass.....	3-2	Without a 100-yard Rusher.....	6-5
Artificial Turf.....	7-4	With a 100-Yard Receiver.....	3-1
Outdoors.....	9-5	Without a 100-yard Receiver.....	7-5
Indoors.....	1-1	With a 300-Yard Passer.....	3-2
Leading at Halftime.....	5-1	Without a 300-Yard Passer.....	7-4
Tied at Halftime.....	2-0	When Allowing a 100-Yard Rusher.....	0-0
Trailing at Halftime.....	3-5	When Not Allowing a 100-Yard Rusher.....	10-6
Leading After 3 Quarters.....	8-1	When Allowing a 100-Yard Receiver.....	1-4
Tied After 3 Quarters.....	0-0	When Not Allowing a 100-Yard Receiver.....	9-2
Trailing After 3 Quarters.....	2-5	When Allowing a 300-Yard Passer.....	2-4
Decided by 7 Points or less.....	2-4	When Not Allowing a 300-Yard Passer.....	8-2
Decided by 3 Points or less.....	1-3	When Recording 3 or more sacks.....	7-1
When Scoring First.....	8-2	When Holding an Opponent Under 250 Net Yards.....	3-0
When Not Scoring First.....	2-4	When Holding an Opponent Under 21 Points.....	8-1
		When Holding an Opponent Under 15 Points.....	7-0

2014 POSTSEASON STATISTICS

RESULTS AND ATTENDANCE

WON 1 LOST 1

01/03	W	30-17	at Pittsburgh	62,780
01/10	L	31-35	at New England	68,756

TEAM STATISTICS

	RAVENS	OPPONENT
TOTAL FIRST DOWNS	47	51
Rushing	15	9
Passing	27	37
Penalty	5	5
3rd Down: Made/Att	5/20	11/27
3rd Down Pct.	25.0%	40.7%
4th Down: Made/Att	4/4	2/3
4th Down Pct.	100.0%	66.7%
POSSESSION AVG.	28:41	31:19
TOTAL NET YARDS	727	809
Avg. Per Game	363.5	404.5
Total Plays	128	138
Avg. Per Play	5.7	5.9
NET YARDS RUSHING	189	82
Avg. Per Game	94.5	41.0
Total Rushes	53	32
NET YARDS PASSING	538	727
Avg. Per Game	269.0	363.5
Sacked/Yards Lost	1/13	7/47
Gross Yards	551	774
Attempts/Completions	74/46	99/67
Completion Pct.	62.2%	67.7%
Had Intercepted	2	3
PUNTS/AVERAGE	6/41.7	8/38.0
NET PUNTING AVG.	6/34.2	8/34.9
PENALTIES/YARDS	9/79	15/174
FUMBLES/BALL LOST	3/1	4/1
TOUCHDOWNS	7	6
Rushing	1	1
Passing	6	5
Returns	0	0

SCORE BY PERIODS

	1	2	3	4	OT	PTS
RAVENS	14	17	17	13	0	61
Opponents	10	13	14	15	0	52

SCORING

	TD	RU	PA	RT	K/PAT	FG	S	PTS
Tucker	0	0	0	0	7/7	4/4	0	19
Aiken	1	0	1	0			0	6
Daniels	1	0	1	0			0	6
Forsett	1	0	1	0			0	6
Gillmore	1	0	1	0			0	6
Pierce	1	1	0	0			0	6
T. Smith	1	0	1	0			0	6
S. Smith Sr.	1	0	1	0			0	6
RAVENS	7	1	6	0	7/7	4/4	0	61
Opponents	6	1	5	0	5/5	3/3	1	52

2-PT. CONVERSIONS: RAVENS 0-0, Opponents 0-1

SACKS: Dumervil 2, Jernigan 1, Ngata 1, Upshaw 1, B. Williams 1, McPhee 0.5, Suggs 0.5, **RAVENS 7, Opponents 1**

FUM/LOST: Flacco 1/0, Forsett 1/1, Juszczyk 1/0

PASSING

	ATT	COMP	YARDS	COMP%	YDS/ATT
Flacco	74	46	551	62.2%	7.45
RAVENS	74	46	551	62.2%	7.45
Opponents	99	67	774	67.7%	7.82

RUSHING

	NO	YDS	AVG	LG	TD
Forsett	40	169	4.2	19	0
Flacco	8	8	1.0	9	0
Pierce	2	7	3.5	5t	1
Toussaint	2	5	2.5	3	0
Campanaro	1	0	0.0	0	0
RAVENS	53	189	3.6	19	1
Opponents	32	82	2.6	16	1

RECEIVING

	NO	YDS	AVG	LG	TD
S. Smith Sr.	8	145	18.1	40	1
Daniels	8	111	13.9	23	1
M. Brown	6	48	8.0	13	0
Juszczyk	6	45	7.5	11	0
T. Smith	5	90	18.0	35	1
Campanaro	4	39	9.8	16	0
Forsett	3	24	8.0	16t	1
Gillmore	2	30	15.0	21t	1
Aiken	2	23	11.5	19t	1
J. Jones	1	3	3.0	3	0
Toussaint	1	-7	-7.0	-7	0
RAVENS	46	551	12.0	40	6
Opponents	67	774	11.6	51t	5

INTERCEPTIONS

	NO	YDS	AVG	LG	TD
Suggs	1	3	3.0	3	0
D. Smith	1	0	0.0	0	0
Stewart	1	0	0.0	0	0
RAVENS	3	3	1.0	3	0
Opponents	2	0	0.0	0	0

PUNTING

	NO	YDS	AVG	NET	TB	IN	LG	BLK
Koch	5	250	50.0	34.2	0	0	53	1
RAVENS	6	250	41.7	34.2	0	0	53	1
Opponents	8	304	38.0	34.9	0	3	49	0

PUNT RETURNS

	RET	FC	YDS	AVG	LG	TD
J. Jones	3	1	20	6.7	9	0
Cason	1	0	5	5.0	5	0
Campanaro	0	1	0	---	---	0
RAVENS	4	2	25	6.3	9	0
Opponents	3	0	45	15.0	19	0

KICKOFF RETURNS

	NO	YDS	AVG	LG	TD
J. Jones	11	265	24.1	29	0
RAVENS	11	265	24.1	29	0
Opponents	9	203	22.6	28	0

FIELD GOALS

	1-19	20-29	30-39	40-49	50+
Tucker	0/0	2/2	0/0	1/1	1/1
RAVENS	0/0	2/2	0/0	1/1	1/1
Opponents	0/0	1/1	0/0	2/2	0/0

Tucker: (28G, 45G, 52G) (25G)

Opponents: (45G, 22G, 47G) ()

	TD	TD%	INT	INT%	LG	SACK/LOST	RATING
Flacco	6	8.1%	2	2.7%	40	1/13	100.7
RAVENS	6	8.1%	2	2.7%	40	1/13	100.7
Opponents	5	5.1%	3	3.0%	51t	7/47	95.3

DEFENSIVE STATISTICS

PLAYER	TT	SOLO	AS	SACKS	YDS LOST	INT	RET. YDS	PD	FF	FR
Mosley, C.J.	19	12	7	0	0	0	0	0	1	0
Melvin, Rashaan	18	15	3	0	0	0	0	0	0	0
Smith, Daryl	16	13	3	0	0	1	0	1	2	0
Webb, Lardarius	9	8	1	0	0	0	0	0	0	0
Suggs, Terrell	8	3	5	0.5	2	1	3	1	0	0
Williams, Brandon	7	5	2	1	9	0	0	0	0	0
Hill, Will	6	5	1	0	0	0	0	2	0	0
McPhee, Pernell	4	0	4	0.5	2	0	0	0	0	0
Upshaw, Courtney	4	3	1	1	7	0	0	0	0	0
Dumervil, Elvis	3	3	0	2	18	0	0	0	0	0
Levine, Anthony	3	3	0	0	0	0	0	0	0	0
Miles, Jeromy	3	2	1	0	0	0	0	0	0	0
Ngata, Haloti	3	1	2	1	3	0	0	1	0	0
Stewart, Darian	3	3	0	0	0	1	0	2	0	1
Canty, Chris	2	2	0	0	0	0	0	0	0	0
Jernigan, Timmy	2	2	0	1	6	0	0	0	0	0
Cason, Antoine	1	1	0	0	0	0	0	0	0	0
Elam, Matt	1	1	0	0	0	0	0	0	0	0
Guy, Lawrence	1	0	1	0	0	0	0	0	0	0
Totals	113	82	31	7	47	3	3	7	3	1

SPECIAL TEAMS STATISTICS

PLAYER	TT	SOLO	AS	FF	FR	BK
Juszczyk, Kyle	4	0	4	0	0	0
Aiken, Kamar	3	2	1	0	0	0
Miles, Jeromy	3	2	1	1	0	0
Orr, Zachary	3	1	2	0	0	0
Brown, Marlon	2	1	1	0	0	0
McClellan, Albert	2	1	1	0	0	0
Elam, Matt	1	1	0	0	0	0
Totals	18	8	10	1	0	0

Defensive and special teams statistics reflect press box stats.

2015 STATISTICS

RESULTS AND ATTENDANCE

WON 5, LOST 11

Date	Result	Score	Location	Attendance
09/13	L	13-19	at Denver	76,798
09/20	L	33-37	at Oakland	53,500
09/27	L	24-28	Cincinnati	70,970
10/01	W	23-20 OT	at Pittsburgh	63,929
10/11	L	30-33 OT	Cleveland	71,046
10/18	L	20-25	at San Francisco	70,799
10/26	L	18-26	at Arizona	64,722
11/01	W	29-26	San Diego	70,829
11/15	L	20-22	Jacksonville	70,837
11/22	W	16-13	St. Louis	71,105
11/30	W	33-27	at Cleveland	64,380
12/06	L	13-15	at Miami	64,519
12/13	L	6-35	Seattle	71,179
12/20	L	14-34	Kansas City	70,791
12/27	W	20-17	Pittsburgh	71,261
01/03	L	16-24	at Cincinnati	57,254

TEAM STATISTICS

TOTAL FIRST DOWNS

Category	RAVENS	OPPONENT
Rushing	89	80
Passing	211	189
Penalty	23	42
3rd Down: Made/Att	85/226	86/216
3rd Down Pct.	37.6	39.8
4th Down: Made/Att	12/24	4/9
4th Down Pct.	50.0	44.4

POSSESSION AVG.

RAVENS	29:58
OPPONENT	30:02

TOTAL NET YARDS

RAVENS	5749
OPPONENT	5398

Avg. Per Game	359.3	337.4
Total Plays	1083	1000
Avg. Per Play	5.3	5.4

NET YARDS RUSHING

RAVENS	1478
OPPONENT	1661

Avg. Per Game	92.4	103.8
Total Rushes	383	418

NET YARDS PASSING

RAVENS	4271
OPPONENT	3737

Avg. Per Game	266.9	233.6
Sacked/Yards Lost	24/178	37/220
Gross Yards	4449	3957

Att./Completions	676/426	545/350
Completion Pct.	63.0	64.2
Had Intercepted	21	6

PUNTS/AVERAGE

RAVENS	74/46.7
OPPONENT	81/45.9

NET PUNTING AVG.

RAVENS	74/42.9
OPPONENT	81/39.1

PENALTIES/YARDS

RAVENS	122/1153
OPPONENT	103/748

FUMBLES/BALL LOST

RAVENS	13/7
OPPONENT	18/8

TOUCHDOWNS

Rushing	33	45
Passing	8	10
Returns	21	30
Total	4	5

SCORE BY PERIODS

	1	2	3	4	OT	PTS
RAVENS	64	88	58	115	3	328
OPPONENTS	80	124	91	103	3	401

SCORING

Player	TD	RU	PA	RT	K/PAT	FG	S	PTS
Tucker	0	0	0	0	29/29	33/40	0	128
Aiken	5	0	5	0	0	0	0	30
Gillmore	4	0	4	0	0	0	0	24
Juszczyk	4	0	4	0	0	0	0	24
Allen	3	1	2	0	0	0	0	18
Flacco	3	3	0	0	0	0	0	18
S. Smith Sr.	3	0	3	0	0	0	0	18
Forsett	2	2	0	0	0	0	0	12
Campanaro	1	1	0	0	0	0	0	6
Clay	1	0	0	1	0	0	0	6
Givens	1	0	1	0	0	0	0	6
Hill III	1	0	0	1	0	0	0	6
Matthews	1	0	1	0	0	0	0	6
Mosley	1	0	0	1	0	0	0	6
J. Smith	1	0	0	1	0	0	0	6
Taliaferro	1	1	0	0	0	0	0	6
M. Williams	1	0	1	0	0	0	0	6
Boyle	0	0	0	0	0	0	0	2
RAVENS	33	8	21	4	29/29	33/40	0	328
Opponents	45	10	30	5	37/40	30/36	0	401

2-PT. CONVERSIONS: Boyle RAVENS 1-4, Opponents 2-5

FUM/LOST: Flacco 5/2, Allen 2/2, Ross 2/2, West (LG) 2/2, Aiken 1/1, Butler 1/0, Clausen (LG) 1/0, Levine 1/0, M. Williams 1/0

PASSING

Player	ATT	COMP	YARDS	COMP%	YDS/ATT	TD	TD%	INT	INT%	LG	SACK/LOST	RATING
Flacco	413	266	2791	64.4	6.76	14	3.4	12	2.9	50t	16/124	83.1
Mallett LG	244	136	1336	55.7	5.48	5	2.0	6	2.5	48	6/32	67.9
Mallett TM	97	58	566	59.8	5.84	2	2.1	2	2.1	39	2/19	74.5
Clausen LG	125	72	739	57.6	5.91	2	1.6	4	3.2	48t	7/38	66.7
Clausen TM	85	49	555	57.6	6.53	2	2.4	3	3.5	48t	3/8	70.5
Schaub	80	52	540	65.0	6.75	3	3.8	4	5.0	48	3/27	76.0
Koch	1	1	-3	100.0	-3.00	0	0.0	0	0.0	-3	0/0	79.2
RAVENS	676	426	4449	63.0	6.58	21	3.1	21	3.1	50t	24/178	79.4
Opponents	545	350	3957	64.2	7.26	30	5.5	6	1.1	80t	37/220	99.6

RUSHING

Player	NO	YDS	AVG	LG	TD
Forsett	151	641	4.2	33	2
Allen	137	514	3.8	44	1
West LG	62	231	3.7	17	0
West TM	46	180	3.9	17	0
Taliaferro	13	47	3.6	7t	1
Clausen LG	11	36	3.3	11	0
Clausen TM	6	28	4.7	8	0
Flacco	13	23	1.8	16	3
Givens LG	4	18	4.5	24	0
Givens TM	3	-6	-2.0	2	0
Campanaro	2	17	8.5	9t	1
Mallett LG	5	15	3.0	6t	1
Mallett TM	1	4	4.0	4	0
Schaub	4	10	2.5	7	0
Koch	1	7	7.0	7	0
Magee	2	5	2.5	4	0
Juszczyk	2	3	1.5	2	0
Levine Sr.	1	3	3.0	3	0
Ross	1	2	2.0	2	0

RAVENS

RAVENS	383	1478	3.9	44	8
Opponents	418	1661	4.0	62	10

RECEIVING

Player	NO	YDS	AVG	LG	TD
Aiken	75	944	12.6	48t	5
S. Smith Sr.	46	670	14.6	50t	3
Allen	45	353	7.8	41t	2
Juszczyk	41	321	7.8	39	4
Gillmore	33	412	12.5	46	4
M. Williams	32	268	8.4	28	1
Butler	31	363	11.7	41	0
Forsett	31	153	4.9	32	0
Givens LG	20	353	17.7	48	1
Givens TM	19	346	18.2	48	1
Boyle	18	153	8.5	25	0
M. Brown	14	112	8.0	22	0
Matthews LG	13	151	11.6	21	1
Matthews TM	9	97	10.8	21	1
Ross	9	88	9.8	18	0
D. Brown	6	64	10.7	31	0
Campanaro	5	35	7.0	11	0
Taliaferro	5	29	5.8	11	0
West	4	21	5.3	8	0
Waller	2	18	9.0	17	0
Magee	1	2	2.0	2	0

RAVENS

RAVENS	426	4449	10.4	50t	21
Opponents	350	3957	11.3	80t	30

PUNTING

Player	NO	YDS	AVG	NET	TB	IN	LG	BLK
Koch	74	3454	46.7	42.9	5	29	67	0
RAVENS	74	3454	46.7	42.9	5	29	67	0
Opponents	81	3715	45.9	39.1	5	24	70	1

PUNT RETURNS

Player	RET	FC	YDS	AVG	LG	TD
Clay	23	3	244	10.6	82t	1
Ross	10	5	109	10.9	42	0
Campanaro	3	3	49	16.3	21	0
S. Smith Sr.	2	1	32	16.0	22	0
Webb	2	3	16	8.0	9	0
RAVENS	40	15	450	11.3	82t	1
Opponents	35	12	176	5.0	29	0

KICKOFF RETURNS

Player	NO	YDS	AVG	LG	TD
Clay	15	371	24.7	39	0
Ross	7	205	29.3	46	0
Mostert	5	164	32.8	50	0
Campanaro	3	79	26.3	29	0
Boyle	1	10	10.0	10	0
Juszczyk	1	7	7.0	7	0
Z. Smith	1	15	15.0	15	0
M. Williams	1	6	6.0	6	0
RAVENS	34	857	25.2	50	0
Opponents	9	229	25.4	40	0

FIELD GOALS

Player	1-19	20-29	30-39	40-49	50+
Tucker	0/0	10/10	9/9	10/11	4/0
RAVENS	0/0	10/10	9/9	10/11	4/0
Opponents	0/0	6/7	8/8	10/12	6/9

Tucker: (52G,44G)(22G,21G,37G,31G)(50N,21G)(40G,42G,52G)(51N,23G)(22G,36G,45N)(44G)(48G,29G,48G,45G,39G)(58N)(51N,25G,20G,51N,47G)(49G,35G)(38G,31G,55N)(28G,30G)(37G,50G)(28G,50G,49G)

Opponents: (57G,56G,43G,33G)(23G,46G,48G)(45G,36G,49N,41N)(43G,43G,37G,32G)(53G,31G,26G,42G)(55N,21G,21G)(42G,49G)(21G,45G,26B,53G)(52N)(31G,21G,)(1)(53G,32G)(34G)(52G)

2015 STATISTICS

DEFENSIVE STATISTICS

PLAYER	TT	SOLO	AS	SACKS	YDS		RET.	PD	FF	FR
					LOST	INT				
Smith, Daryl	121	72	49	3	19.5	1	-1	3	0	0
Mosley, C.J.	115	75	40	4	18	0	0	7	1	1
Hill III, Will	64	48	16	1	8	1	25	7	0	0
Lewis, Kendrick	62	40	22	0	0	0	0	6	1	0
Webb, Lardarius	56	48	8	0	0	1	3	11	0	0
Smith, Jimmy	54	48	6	1	0	3*	24	10	0	0
Williams, Brandon	54	36	18	2	19	0	0	2	1	0
Upshaw, Courtney	51	27	24	2	13	0	0	3	2	3
Dumervil, Elvis	48	29	19	6	33	0	0	1	1	2
Guy, Lawrence	46	29	17	4.5	20.5	0	0	1	0	0
Jernigan, Timmy	37	18	19	4	36.5	0	0	0	0	0
Wright, Shareece	35	31	4	0	0	0	0	4	0	0
Smith, Za'Darius	32	20	12	5.5	24.5	0	0	1	0	0
Arrington, Kyle	28	22	6	0	0	0	0	3	1	0
Canty, Chris	20	11	9	1	8	0	0	1	0	0
Orr, Zachary	17	14	3	1	8	0	0	1	0	0
Davis, Carl	11	4	7	0	0	0	0	2	0	0
McClellan, Albert	11	7	4	1	9	0	0	1	0	1
Urban, Brent	10	5	5	1	3	0	0	0	0	0
Brooks, Terrence	7	6	1	0	0	0	0	1	0	0
Trawick, Brynden	7	4	3	0	0	0	0	1	0	0
Lewis-Moore, Kapron	3	3	0	0	0	0	0	0	0	0
Davis, Will	1	1	0	0	0	0	0	1	0	0
Levine Sr., Anthony	1	1	0	0	0	0	0	0	0	0
Melvin, Rashaan	1	1	0	0	0	0	0	0	0	0
Rolle, Jumal	1	1	0	0	0	0	0	0	0	0
Walker, Tray	1	1	0	0	0	0	0	0	0	0
Team	1	1	0	0	0	0	0	0	0	0
Totals	895	603	292	37	220	6	51	67	7	7

*Jimmy Smith returned an INT 24 yards for a TD at Den. (9/13)

INTERCEPTIONS	NO	YDS	AVG	LG	TD
J. Smith	3	24	8.0	24t	1
Hill III	1	25	25.0	25	0
Webb	1	3	3.0	3	0
D. Smith	1	-1	-1.0	-1	0
RAVENS	6	51	8.5	25	1
Opponents	21	340	16.2	90t	4

SACKS: Dumervil 6, Z. Smith 5.5, Guy 4.5, Jernigan 4, Mosley 4, D. Smith 3, Upshaw 2, B. Williams 2, Canty 1, Hill 1, McClellan 1, Orr 1, J. Smith 1, Urban 1 **RAVENS 37, Opponents 24**

SPECIAL TEAMS STATISTICS

PLAYER	TT	SOLO	AS	FF	FR	BK
Trawick, Brynden	9	9	0	0	0	0
Levine Sr., Anthony	6	6	0	1	0	0
McClellan, Albert	6	6	0	0	0	0
Orr, Zachary	5	5	0	0	0	0
Waller, Darren	3	3	0	0	0	0
Brown, Arthur	2	2	0	0	0	0
Brooks, Terrence	1	1	0	0	0	0
Brown, Marlon	1	1	0	0	0	0
Jackson, Asa	1	1	0	0	0	2
Juszczyk, Kyle	1	1	0	0	0	0
Koch, Sam	1	1	0	0	0	0
Lewis, Kendrick	1	1	0	0	0	0
Matthews, Chris	1	1	0	0	0	0
Mosley, C.J.	1	1	0	0	0	0
Mostert, Raheem	1	1	0	0	0	0
Ross, Jeremy	1	1	0	0	0	0
Taliaferro, Lorenzo	1	1	0	0	0	0
Tucker, Justin	1	1	0	0	0	0
Walker, Tray	1	1	0	0	0	0
Guy, Lawrence	0	0	0	0	0	1
Smith, Za'Darius	0	0	0	0	0	1
Urban, Brent	0	0	0	0	0	1
Totals	44	44	0	1	0	5

Defensive and special teams statistics reflect press box stats.

RAVENS COACHES

John Harbaugh, Head Coach; **Jerry Rosburg**, Special Teams Coordinator/Associate Head Coach; **Dean Pees**, Defensive Coordinator; **Marc Trestman**, Offensive Coordinator; **Richard Angelo**, Tight Ends; **Juney Barnett**, Asst. Strength and Conditioning; **Andy Bischoff**, Offensive Quality Control; **Clarence Brooks**, Defensive Line; **Randy Brown**, Kicking Consultant; **Juan Castillo**, Offensive Line; **Scott Cohen**, Coaching Consultant; **John Egorogwu**, Staff Assistant – Defense; **Bobby Engram**, Wide Receivers; **Thomas Hammock**, Running Backs; **Chris Hewitt**, Defensive Backs; **Chris Horton**, Staff Asst. – Special Teams; **Mike Macdonald**, Defensive Asst.; **Don Martindale**, Inside Linebackers; **Megan McLaughlin**, Football Information Mgr.; **Ted Monachino**, Linebackers; **Marty Mornhinweg**, Quarterbacks; **Torrey Myers**, Staff Asst. – Offense; **Dan Parsons**, Asst. to the Head Coach; **Bob Rogucki**, Strength and Conditioning; **Eugene Shen**, Director of Coaching Analytics; **Martin Streight**, Staff Asst. - Strength and Conditioning; **Lonnie Teasley**, Staff Asst. – Offense/Strength and Conditioning; **Craig Ver Steeg**, Senior Offensive Asst.; **Todd Washington**, Asst. Offensive Line; **Matt Weiss**, Cornerbacks; **Drew Wilkins**, Defensive Coaching Asst.

RAVENS HONOR ROLL

AP All-Pro:

P Sam Koch (2nd Team), G/T Marshal Yanda (1st Team)

PFWA Awards:

P Sam Koch (All-AFC). G/T Marshal Yanda (All-NFL, All-AFC)

Sporting News All-Pro:

G/T Marshal Yanda

Pro Bowl:

LS Morgan Cox, LB Elvis Dumervil, P Sam Koch, G Marshal Yanda

AFC Players of the Week:

S Will Hill III (Week 12) - Special Teams
K Justin Tucker (Week 4, Week 8) - Special Teams

AFC Player of the Month:

K Justin Tucker (November) - Special Teams

Ed Block Courage Award:

TE Dennis Pitta

Ravens Roost Unsung Hero & Extra Effort:

P Sam Koch

Team MVP (Baltimore Media):

G/T Marshal Yanda

USUAL STARTING LINEUPS

Offense:	WR S. Smith	LT E. Monroe/J. Hurst	LG K. Osemele	C J. Zuttah	RG M. Yanda	RT R. Wagner	TE C. Gillmore	WR K. Aiken	QB J. Flacco	RB J. Forsett	FB K. Juszczyk
Defense:	DT T. Jernigan	DE C. Canty	NT B. Williams	SAM C. Upshaw	MIKE D. Smith	WILL C. Mosley	RUSH E. Dumervil	RCB J. Smith	LCB L. Webb	SS W. Hill III	FS K. Lewis

RAVENS SEASON TRENDS

	Record		Record
Record	5-11	Positive or Even Turnover Ratio	3-2
vs. AFC North	3-3	Negative Turnover Ratio	2-9
vs. AFC	4-8	Winning Penalty Ratio	1-4
vs. NFC	1-3	Losing Penalty Ratio	3-6
Home	3-5	Overtime	1-1
Away	2-6	With a 100-Yard Rusher	1-1
On Grass	2-5	Without a 100-yard Rusher	4-10
Artificial Turf	3-6	With a 100-Yard Receiver	1-5
Outdoors	5-10	Without a 100-yard Receiver	4-6
Indoors	0-1	With a 300-Yard Passer	1-5
Leading at Halftime	2-3	Without a 300-Yard Passer	4-6
Tied at Halftime	0-1	When Allowing a 100-Yard Rusher	2-2
Trailing at Halftime	3-7	When Not Allowing a 100-Yard Rusher	3-9
Leading After 3 Quarters	2-2	When Allowing a 100-Yard Receiver	0-5
Tied After 3 Quarters	0-0	When Not Allowing a 100-Yard Receiver	5-6
Trailing After 3 Quarters	3-9	When Allowing a 300-Yard Passer	1-4
Decided by 7 Points or less	5-7	When Not Allowing a 300-Yard Passer	4-7
Decided by 3 Points or less	4-3	When Recording 3 or more sacks	2-6
When Scoring First	3-3	When Holding an Opponent Under 250 Net Yards	1-2
When Not Scoring First	2-8	When Holding an Opponent Under 21 Points	3-2
		When Holding an Opponent Under 15 Points	1-1

2016 STATISTICS

RESULTS AND ATTENDANCE

WON 8, LOST 8

Date	Result	Score	Opponent	Attendance
09/11	W	13-7	Buffalo	71,104
09/18	W	25-20	at Cleveland	67,431
09/25	W	19-17	at Jacksonville	60,127
10/02	L	27-28	Oakland	71,152
10/09	L	10-16	Washington	71,318
10/16	L	23-27	at NY Giants	78,487
10/23	L	16-24	at NY Jets	78,160
11/06	W	21-14	Pittsburgh	71,286
11/10	W	28-7	Cleveland	70,921
11/20	L	17-27	at Dallas	93,056
11/27	W	19-14	Cincinnati	70,903
12/04	W	38-6	Miami	70,916
12/12	L	23-30	at New England	66,829
12/18	W	27-26	Philadelphia	71,223
12/25	L	27-31	at Pittsburgh	66,276
01/01	L	10-27	at Cincinnati	54,944

TEAM STATISTICS

TOTAL FIRST DOWNS

Category	RAVENS	OPPONENT
Rushing	79	74
Passing	205	190
Penalty	32	30
3rd Down: Made/Att	86/233	75/214
3rd Down Pct.	36.9	35.0
4th Down: Made/Att	8/19	11/16
4th Down Pct.	42.1	68.8

POSSESSION AVG.

RAVENS	30:46	29:14
--------	-------	-------

TOTAL NET YARDS

RAVENS	5563	5154
--------	------	------

Avg. Per Game	347.7	322.1
Total Plays	1079	993
Avg. Per Play	5.2	5.2

NET YARDS RUSHING

RAVENS	1463	1430
--------	------	------

Avg. Per Game	91.4	89.4
Total Rushes	367	384

NET YARDS PASSING

RAVENS	4100	3724
--------	------	------

Avg. Per Game	256.3	232.8
Sacked/Yards Lost	33/243	31/223
Gross Yards	4343	3947

Att./Completions	679/439	578/369
Completion Pct.	64.7	63.8
Had Intercepted	16	18

PUNTS/AVERAGE

RAVENS	80/45.8	91/44.9
--------	---------	---------

NET PUNTING AVG.	80/39.9	91/40.5
------------------	---------	---------

PENALTIES/YARDS	125/1111	95/900
-----------------	----------	--------

FUMBLES/BALL LOST

RAVENS	19/7	26/10
--------	------	-------

TOUCHDOWNS	32	39
------------	----	----

Rushing	10	10
Passing	20	28
Returns	2	1

SCORE BY PERIODS

	1	2	3	4	OT	PTS
RAVENS	93	82	62	106	0	343
Opponents	73	79	60	109	0	321

SCORING

Player	TD	RU	PA	RT	K/PAT	FG	S	PTS
Tucker	0	0	0	0	27/27	38/39	0	141
West	6	5	1	0	0	0	0	36
S. Smith	5	0	5	0	0	0	0	34
Wallace	4	0	4	0	0	0	0	26
Dixon	3	2	1	0	0	0	0	18
Perriman	3	0	3	0	0	0	0	18
Flacco	2	2	0	0	0	0	0	12
Moore	2	0	0	2	0	0	0	12
Pitta	2	0	2	0	0	0	0	12
Waller	2	0	2	0	0	0	0	12
Aiken	1	0	1	0	0	0	0	6
Gillmore	1	0	1	0	0	0	0	6
Juszczyk	1	1	0	1	0	0	0	6
Young	0	0	0	0	0	0	0	2
RAVENS	32	10	20	2	27/27	38/39	0	343
Opponents	39	10	28	1	33/36	16/22	2	321

2-PT. CONVERSIONS: S. Smith 2, Juszczyk, Wallace **RAVENS 4-5, Opponents 1-3**

FUM/LOST: Flacco 5/3, Hester 5/1, West 2/0, Cox 1/0, Dixon 1/0, Jernigan 1/1, Moore 1/0, Mosley 1/1, Pitta 1/1, Wallace 1/0

SACKS: Suggs 8, Jernigan 5, Judon 4, Dumervil 3, Pierce 2, Urban 2, Guy 1, McClellan 1, Powers 1, Z. Smith 1, Webb 1, Weddle 1, B. Williams 1, **TEAM 31, Opponents 33**

PASSING

Player	ATT	COMP	YARDS	COMP%	YDS/ATT	TD	TD%	INT	INT%	LG	SACK/LOST	RATING
Flacco	672	436	4317	64.9	6.42	20	3.0	15	2.2	95t	33/243	83.5
Mallett	6	3	26	50.0	4.33	0	0.0	1	16.7	12	0/0	22.2
Tucker	1	0	0	0.0	0.00	0	0.0	0	0.0	0	0/0	39.6
RAVENS	679	439	4343	64.7	6.40	20	2.9	16	2.4	95t	33/243	82.6
Opponents	578	369	3947	63.8	6.83	28	4.8	18	3.1	79t	31/223	86.9

RUSHING

Player	NO	YDS	AVG	LG	TD
West	193	774	4.0	41	5
Dixon	88	382	4.3	20	2
Forsett	31	98	3.2	11	0
Campanaro	3	72	24.0	39	0
Flacco	21	58	2.8	16	2
Allen	9	34	3.8	7	0
Wallace	5	31	6.2	13	0
Juszczyk	5	22	4.4	10t	1
Moore	3	19	6.3	10	0
Perriman	1	2	2.0	2	0
Taliaferro	1	0	0.0	0	0
Mallett	5	-6	-1.2	-1	0
Koch	2	-23	-11.5	0	0
RAVENS	367	1463	4.0	41	10
Opponents	384	1430	3.7	85t	10

RECEIVING

Player	NO	YDS	AVG	LG	TD
Pitta	86	729	8.5	30	2
Wallace	72	1017	14.1	95t	4
S. Smith	70	799	11.4	52t	5
Juszczyk	37	266	7.2	40	0
West	34	236	6.9	17	1
Perriman	33	499	15.1	53t	3
Dixon	30	162	5.4	16	1
Aiken	29	328	11.3	29	1
Forsett	11	36	3.3	10	0
Waller	10	85	8.5	15	2
Gillmore	8	71	8.9	22	1
Moore	7	46	6.6	13	0
Boyle	6	44	7.3	20	0
Allen	3	15	5.0	8	0
Taliaferro	3	10	3.3	8	0
D. Brown	6	64	10.7	31	0
Campanaro	5	35	7.0	11	0
Taliaferro	5	29	5.8	11	0
RAVENS	439	4343	9.9	95t	20
Opponents	369	3947	10.7	79t	28

INTERCEPTIONS

Player	NO	YDS	AVG	LG	TD
Weddle	4	92	23.0	53	0
Mosley	4	40	10.0	28	0
Orr	3	23	7.7	14	0
Young	2	22	11.0	16	0
Powers	2	1	0.5	1	0
Lewis-Harris	1	11	11.0	11	0
W. Davis	1	0	0.0	0	0
Jernigan	1	0	0.0	0	0
Webb	1	0	0.0	0	0
RAVENS	18	178	9.9	53	0
Opponents	16	169	10.6	51	0

PUNTING

Player	NO	YDS	AVG	NET	TB	IN	LG	BLK
Koch	80	3665	45.8	39.9	5	37	68	0
RAVENS	80	3665	45.8	39.9	5	37	68	0
Opponents	91	4089	44.9	40.5	8	31	63	1

PUNT RETURNS

Player	RET	FC	YDS	AVG	LG	TD
Hester	25	15	180	7.2	28	0
Campanaro	5	3	63	12.6	17	0
Webb	2	3	3	1.5	3	0
RAVENS	32	21	246	7.7	28	0
Opponents	33	14	375	11.4	85t	0

KICKOFF RETURNS

Player	NO	YDS	AVG	LG	TD
Hester	19	466	24.5	60	0
Moore	7	162	23.1	34	0
Webb	1	8	8.0	8	0
Boyle	1	0	0.0	0	0
RAVENS	28	636	22.7	60	0
Opponents	27	559	20.7	45	0

FIELD GOALS

Player	1-19	20-29	30-39	40-49	50+
Tucker	0/0	4/4	10/11	14/14	10/10
RAVENS	0/0	4/4	10/11	14/14	10/10
Opponents	0/0	9/9	5/5	2/4	0/4

Tucker: (50G,37G)(52G,49G,41G)(43G,42G,37G,53G)(24G,43G)(31G)(23G,39G,35G)(50G,49G,44G)(49G,42G)(25G,40G)(46G)(52G,57G,54G,36G)(55G)(34B,50G,38G,37G)(53G,47G)(41G,38G,46G,23G)(30G)

Opponents: (49N)(52N)(49G,52B)(56N,27G)(21G,31G)(22G,51B)(30G,21G)(23G,36G)(46N)(45G,34G,27G,29G)(36G)(23G,24G)

2016 STATISTICS

DEFENSIVE STATISTICS

PLAYER	TT	SOLO	AS	SACKS	YDS LOST	INT	RET. YDS	PD	FF	FR
Orr, Zach	130	89	41	0	0	3	23	5	1	2
Mosley, C.J.	92	56	36	0	0	4	40	8	1	0
Weddle, Eric	89	48	41	1	5	4	92	13	1	0
Webb, Lardarius	73	59	14	1	10	1	0	5	0	0
McClellan, Albert	52	31	21	1	2	0	0	0	0	0
Williams, Brandon	51	34	17	1	3	0	0	1	0	0
Wright, Shareece	50	42	8	0	0	0	0	6	0	0
Young, Tavon	50	41	9	0	0	2	22	8	0	1
Pierce, Michael	35	19	16	2	9	0	0	1	0	0
Suggs, Terrell	35	28	7	8	62	0	0	4	3	0
Powers, Jerraud	33	26	7	1	11	2	1	5	0	0
Smith, Jimmy	32	29	3	0	0	0	0	4	0	0
Jernigan, Timmy	31	16	15	5	36	1	0	3	0	1
Guy, Lawrence	28	14	14	1	9	0	0	0	1	1
Judon, Matthew	27	12	15	4	34	0	0	2	0	1
Smith, Za'Darius	20	10	10	1	9	0	0	1	1	0
Dumervil, Elvis	11	9	2	3	24	0	0	0	2	1
Onwuasor, Patrick	10	1	9	0	0	0	0	0	0	0
Urban, Brent	10	7	3	2	9	0	0	2	0	0
Levine Sr., Anthony	7	4	3	0	0	0	0	1	0	0
Davis, Will	4	1	3	0	0	1	0	1	0	0
Beyer, Brennen	3	2	1	0	0	0	0	0	0	0
Correa, Kamalei	3	2	1	0	0	0	0	1	1	0
Lewis-Harris, Chris	1	0	1	0	0	0	0	0	0	0
Lewis, Kendrick	1	1	0	0	0	0	0	0	0	0
Elam, Matt	1	1	0	0	0	0	0	0	0	0
Moore, Chris	0	0	0	0	0	0	0	0	0	*1
Totals	879	582	297	31	223	18	178	71	11	8

*Chris Moore recovered a muffed snap on a punt for a TD at NYJ (10/23)

SPECIAL TEAMS STATISTICS

PLAYER	TT	SOLO	AS	FF	FR	BR
Onwuasor, Patrick	10	8	2	1	0	0
Waller, Darren	6	6	0	0	0	0
Lewis, Kendrick	5	5	0	1	0	0
Juszczyk, Kyle	4	3	1	0	0	0
Levine Sr., Anthony	4	3	1	0	0	0
Moore, Chris	4	3	1	0	1	0
Elam, Matt	3	3	0	0	0	0
Huff, Marqueston	3	3	0	0	1	0
McClellan, Albert	3	3	0	0	0	0
Orr, Zach	3	3	0	0	0	0
Young, Tavon	3	3	0	0	0	0
Aiken, Kamar	2	2	0	0	0	0
Boyle, Nick	2	2	0	0	0	0
Canady, Maurice	2	2	0	0	0	0
Carter, Chris	2	2	0	0	0	0
Wright, Shareece	2	2	0	0	1	0
Correa, Kamalei	1	1	0	0	0	0
Cox, Morgan	1	1	0	0	0	0
Hester Sr., Devin	1	1	0	0	0	0
Koch, Sam	1	1	0	0	0	0
Williams, Maxx	1	1	0	0	0	0
Allen, Javorius	0	0	0	0	0	1
Guy, Lawrence	0	0	0	0	0	1
Urban, Brent	0	0	0	0	0	1
Williams, Brandon	0	0	0	0	0	1
Totals	63	58	5	2	3	4

Defense and special teams statistics reflect press box stats.

RAVENS COACHES

John Harbaugh, Head Coach; **Jerry Rosburg**, Special Teams Coordinator/Associate Head Coach; **Marty Mornhinweg**, Offensive Coordinator; **Dean Pees**, Defensive Coordinator; **Richard Angulo**, Tight Ends; **Juney Barnett**, Assistant Strength & Conditioning; **Andy Bischoff**, Offensive Assistant; **Randy Brown**, Kicking Consultant; **Juan Castillo**, Offensive Line; **Scott Cohen**, Coaching Consultant; **John Egorugwu**, Staff Assistant-Defense; **Joe Cullen**, Defensive Line; **Bobby Engram**, Wide Receivers; **Leslie Frazier**, Secondary; **Thomas Hammock**, Running Backs; **Chris Hewitt**, Defensive Backs; **Chris Horton**, Assistant Special Teams; **Mike Macdonald**, Defensive Assistant; **Don Martindale**, Linebackers; **Megan McLaughlin**, Executive Assistant/Football Information Manager; **Torrey Myers**, Staff Assistant-Offense; **Dan Parsons**, Assistant to the Head Coach; **Bob Rogucki**, Strength and Conditioning; **Eugene Shen**, Director of Coaching Analytics; **Steve Saunders**, Director of Performance & Recovery; **Martin Streight**, Staff Assistant-Strength and Conditioning; **Lonnie Teasley**, Staff Assistant-Offense/Strength and Conditioning; **Craig Ver Steeg**, Senior Offensive Assistant; **Todd Washington**, Assistant Offensive Line; **Matt Weiss**, Offensive Assistant; **Drew Wilkins**, Defensive Coaching Assistant

INTERCEPTIONS

	NO	YDS	AVG	LG	TD
Weddle	4	92	23.0	53	0
Mosley	4	40	10.0	28	0
Orr	3	23	7.7	14	0
Young	2	22	11.0	16	0
Powers	2	1	0.5	1	0
Lewis-Harris LG	1	11	11.0	11	0
W. Davis	1	0	0.0	0	0
Jernigan	1	0	0.0	0	0
Webb	1	0	0.0	0	0
RAVENS	18	178	9.9	53	0
Opponents	16	169	10.6	51	0

RAVENS HONOR ROLL

AP All-Pro:

K Justin Tucker (1st Team)
ILB Zachary Orr (2nd Team)
G Marshal Yanda (2nd Team)

PFWA Awards:

K Justin Tucker (All-NFL)

Sporting News All-Pro:

G Marshal Yanda; K Justin Tucker

Pro Bowl:

LS Morgan Cox, FB Kyle Juszczyk, ILB C.J. Mosley, K Justin Tucker, S Eric Weddle, G Marshal Yanda, C Jeremy Zuttah

AFC Players of the Week:

DE Lawrence Guy (Week 2) - Special Teams
K Justin Tucker (Week 12) - Special Teams

AFC Player of the Month:

K Justin Tucker (September) - Special Teams

FedEx Air Player of the Week:

QB Joe Flacco

Ed Block Courage Award:

S Matt Elam

Ravens Roost Unsung Hero:

LB Zachary Orr

Ravens Roost Extra Effort:

K Justin Tucker

Team MVP (Baltimore Media):

K Justin Tucker

USUAL STARTING LINEUPS

Offense:	WR	LT	LG	C	RG	RT	TE	WR	QB	RB	FB
	Wallace	Stanley	M. Yanda	J. Zuttah	V. Ducasse	R. Wagner	D. Pitta	S. Smith Sr.	J. Flacco	T. West	K. Juszczyk
	DT	DE	NT	SAM	MIKE	WILL	RUSH	RCB	LCB	SS	FS
Defense:	T. Jernigan	L. Guy	B. Williams	A. McClellan	C. Mosley	C. Mosley	T. Suggs	J. Smith	T. Young	E. Weddle	L. Webb

RAVENS SEASON TRENDS

	Record	Record
Record	8-8	6-6
vs. AFC North	4-2	2-2
vs. AFC	7-5	3-1
vs. NFC	1-3	4-6
Home	6-2	0-0
Away	2-6	0-1
On Grass	8-3	8-7
Artificial Turf	0-5	2-2
Outdoors	8-7	6-6
Indoors	0-1	2-2
Leading at Halftime	7-3	6-6
Tied at Halftime	0-1	2-3
Trailing at Halftime	1-4	6-5
Leading After 3 Quarters	7-1	2-2
Tied After 3 Quarters	0-0	6-6
Trailing After 3 Quarters	1-7	0-3
Decided by 7 Points or less	6-5	8-5
Decided by 3 Points or less	2-1	4-1
When Scoring First	7-4	3-0
When Not Scoring First	1-4	7-1
Positive or Even Turnover Ratio		5-0
Negative Turnover Ratio		
Winning Penalty Ratio		
Losing Penalty Ratio		
Overtime		
With a 100-Yard Rusher		
Without a 100-Yard Rusher		
With a 100-Yard Receiver		
Without a 100-Yard Receiver		
With a 300-Yard Passer		
Without a 300-Yard Passer		
When Allowing a 100-Yard Rusher		
When Not Allowing a 100-Yard Rusher		
When Allowing a 100-Yard Receiver		
When Not Allowing a 100-Yard Receiver		
When Allowing a 300-Yard Passer		
When Not Allowing a 300-Yard Passer		
When Recording 3 or more sacks		
When Holding an Opponent Under 250 Net Yards		
When Holding an Opponent Under 21 Points		
When Holding an Opponent Under 15 Points		

2017 STATISTICS

RESULTS AND ATTENDANCE

WON 9, LOST 7

Date	Result	Score	Opponent	Attendance
09/10	W	20-0	at Cincinnati	55,254
09/17	W	24-10	Cleveland	70,605
09/24	L	7-44	at Jacksonville (London)	84,592
10/01	L	9-26	Pittsburgh	71,126
10/08	W	30-17	at Oakland	54,980
10/15	L	24-27 OT	Chicago	70,616
10/22	L	16-24	at Minnesota	66,751
10/26	W	40-0	Miami	70,408
11/05	L	20-23	at Tennessee	67,322
11/19	W	23-0	at Green Bay	77,945
11/27	W	23-16	Houston	70,357
12/03	W	44-20	Detroit	70,500
12/10	L	38-39	at Pittsburgh	60,069
12/17	W	27-10	at Cleveland	56,434
12/23	W	23-16	Indianapolis	70,590
12/31	L	27-31	Cincinnati	70,507

TEAM STATISTICS

TOTAL FIRST DOWNS

Category	Ravens	Opponent
Rushing	111	87
Passing	168	179
Penalty	32	30
3rd Down: Made/Att	76/223	82/222
3rd Down Pct.	34.1	36.9
4th Down: Made/Att	10/16	6/16
4th Down Pct.	62.5	37.5

POSSESSION AVG.

TOTAL NET YARDS

Category	Ravens	Opponent
Avg. Per Game	305.4	325.1
Total Plays	1054	1045
Avg. Per Play	4.6	5.0

NET YARDS RUSHING

Category	Ravens	Opponent
Avg. Per Game	116.0	111.3
Total Rushes	460	435

NET YARDS PASSING

Category	Ravens	Opponent
Avg. Per Game	189.4	213.8
Sacked/Yards Lost	27/205	41/280
Gross Yards	3235	3701
Att./Completions	567/363	569/333
Completion Pct.	64.0	58.5
Had Intercepted	13	22

PUNTS/AVERAGE

NET PUNTING AVG.

PENALTIES/YARDS

FUMBLES/BALL LOST

TOUCHDOWNS

Category	Ravens	Opponent
Rushing	14	12
Passing	20	18
Returns	8	2

SCORE BY PERIODS

Period	1	2	3	4	OT	PTS
Ravens	46	148	66	135	0	395
Opponents	50	108	69	73	3	303

SCORING

Player	TD	RU	PA	RT	K/PAT	FG	S	PTS
Tucker	0	0	0	0	39/39	34/37	0	141
Allen	6	4	2	0			0	36
Collins	6	6	0	0			0	36
Moore	4	0	3	1			0	24
Wallace	4	0	4	0			0	24
Watson	4	0	4	0			0	24
Maclin	3	0	3	0			0	18
Campanaro	2	0	1	1			0	12
Ricard	2	0	2	0			0	12
J. Smith	2	0	0	2			0	12
West	2	2	0	0			0	12
Flacco	1	1	0	0			0	6
Mayle	1	1	0	0			0	6
Mosley	1	0	0	1			0	6
Rainey	1	0	0	1			0	6
Weddle	1	0	0	1			0	6
B. Williams	1	0	0	1			0	6
M. Williams	1	0	1	0			0	6
Boyle	0	0	0	0			0	2
Ravens	42	14	20	8	39/39	34/37	0	395
Opponents	32	12	18	2	27/30	28/33	0	303

2-PT. CONVERSIONS: Boyle, Ravens 1-3, Opponents 0-2

FUM/LOST: Flacco 6/0, Campanaro 4/0, Collins 4/2, Jensen 1/0, Mallett 1/0, Watson 1/0, West 1/1, M. Williams 1/1

SACKS: Suggs 11, Judon 8, Henry 3.5, Z. Smith 3.5, Bowser 3, Levine 3, Jefferson 2.5, Webb 2, Mosley 1, Onwuasor 1, Pierce 1, Weddle 1, Davis 0.5, Ravens 41, Opponents 27

PASSING

Player	ATT	COMP	YARDS	COMP%	YDS/ATT	TD	TD%	INT	INT%	LG	SACK/LOST	RATING
Flacco	549	352	3141	64.1	5.72	18	3.3	13	2.4	66	27/205	80.4
Mallett	16	9	56	56.3	3.50	2	12.5	0	0.0	12	0/0	103.1
Koch	2	2	38	100.0	19.00	0	0.0	0	0.0	22	0/0	118.8
Ravens	567	363	3235	64.0	5.71	20	3.5	13	2.3	66	27/205	81.4
Opponents	569	333	3701	58.5	6.50	18	3.2	22	3.9	57	41/280	72.4

RUSHING

Player	NO	YDS	AVG	LG	TD
Collins	212	973	4.6	50	6
Allen	153	591	3.9	37	4
West	39	138	3.5	13	2
Woodhead	14	56	4.0	10	0
Flacco	25	54	2.2	25	1
Campanaro	5	42	8.4	19	0
M. Williams	2	6	3.0	4	0
Wallace	1	4	4.0	4	0
Mayle	2	2	1.0	2t	1
Rainey	1	2	2.0	2	0
Mallett	4	-3	-8	0	0
Moore	2	-9	-4.5	-4	0
Ravens	460	1856	4.0	50	14
Opponents	435	1780	4.1	59	12

RECEIVING

Player	NO	YDS	AVG	LG	TD
Watson	61	522	8.6	33t	4
Wallace	52	748	14.4	66	4
Allen	46	250	5.4	20	2
Maclin	40	440	11.0	48t	3
Woodhead	33	200	6.1	22	0
Boyle	28	203	7.3	16	0
Collins	23	187	8.1	37	0
Campanaro	19	173	9.1	18	1
Moore	18	248	13.8	30t	3
M. Williams	15	86	5.7	17	1
Perriman	10	77	7.7	14	0
Rainey	5	18	3.6	12	0
Whalen	4	23	5.8	9	0
Ricard	4	12	3.0	6t	2
Matthews	3	25	8.3	12	0
West	2	23	11.5	15	0
Ravens	363	3235	8.9	66	20
Opponents	333	3701	11.1	57	18

INTERCEPTIONS

Player	NO	YDS	AVG	LG	TD
Weddle	6	85	14.2	45t	1
Carr	4	57	14.3	33	0
J. Smith	3	58	19.3	50t	1
Mosley	2	94	47.0	63t	1
Humphrey	2	33	16.5	18	0
Webb	2	10	5.0	10	0
Bowser	1	27	27.0	27	0
Jefferson	1	13	13.0	13	0
Levine Sr.	1	8	8.0	8	0
Ravens	22	385	17.5	63t	3
Opponents	13	340	26.2	90t	2

PUNTING

Player	NO	YDS	AVG	NET	TB	IN	LG	BLK
Koch	84	3765	44.8	40.3	3	40	67	1
Ravens	85	3765	44.3	40.3	3	40	67	1
Opponents	77	3438	44.6	40.2	1	12	67	0

PUNT RETURNS

Player	RET	FC	YDS	AVG	LG	TD
Campanaro	27	18	291	10.8	77t	1
Rainey	2	0	22	11.0	13	0
Webb	2	8	7	3.5	7	0
Whalen	1	1	2	2.0	2	0
Ravens	32	27	322	10.1	77t	1
Opponents	34	18	277	8.1	46	0

KICKOFF RETURNS

Player	NO	YDS	AVG	LG	TD
Moore	13	346	26.6	87	0
Rainey	11	338	30.7	96t	1
Campanaro	6	159	26.5	40	0
Collins	2	50	25.0	27	0
Mayle	2	43	21.5	29	0
Ravens	34	936	27.5	96t	1
Opponents	33	615	18.6	37	0

FIELD GOALS

Player	1-19	20-29	30-39	40-49	50+
Tucker	0/0	7/7	11/11	11/12	5/7
Ravens	0/0	7/7	11/11	11/12	5/7
Opponents	0/0	5/5	10/11	10/12	3/5

Tucker: (25G, 25G)(58N, 28G)(62N, 42G)(22G, 21G, 44G)(27G, 31G, 50G)(48G, 57G, 47G)(55G, 48G, 46B)(30G, 49G)(32G, 39G, 23G)(53G, 31G, 49G)(38G, 46G, 51G)(47G)(31G, 43G)(30G, 39G, 36G)(46G, 34G)

Opponents: (1)(38G)(23G, 45G, 29G)(31G, 49G, 44N)(32G)(24G, 40G)(52G, 51G, 43G, 43G, 34G, 32G)(50N)(48G)(25G, 36G, 37G)(43N)(52G, 43G, 24G, 46G)(45G)(38B, 60N, 48G, 38G, 30G)(32G)

2017 STATISTICS

DEFENSIVE STATISTICS

PLAYER	TT	SOLO	AS	SACKS	YDS		RET.		FF	FR
					LOST	INT	YDS	PD		
Mosley, C.J.	132	96	36	1	13	2	94	7	3	3
Onwuasor, Patrick	88	65	23	1	1	0	0	2	1	1
Jefferson, Tony	79	56	23	2.5	13.5	1	13	2	1	0
Weddle, Eric	63	49	14	1	7	6	85	8	2	1
Judon, Matthew	58	50	8	8	70	0	0	3	2	1
Carr, Brandon	56	50	6	0	0	4	57	12	0	0
Pierce, Michael	49	32	17	1	5	0	0	0	0	2
Suggs, Terrell	49	37	12	11	71.5	0	0	4	4	0
Webb, Lardarius	37	35	2	2	13	2	10	4	1	0
Humphrey, Marlon	34	30	4	0	0	2	33	11	0	0
Henry, Willie	32	23	9	3.5	23	0	0	5	0	1
Williams, Brandon	30	18	12	0	0	0	0	2	0	1
Smith, Jimmy	28	26	2	0	0	3	58	9	0	1
Canady, Maurice	24	19	5	0	0	0	0	1	0	0
Smith, Za'Darius	24	15	9	3.5	22	0	0	1	1	0
Levine Sr., Anthony	20	18	2	3	21	1	8	3	0	1
Davis, Carl	19	12	7	0.5	7	0	0	1	0	0
Bowser, Tyus	9	7	2	3	13	1	27	3	0	0
Correa, Kamalei	8	6	2	0	0	0	0	1	0	0
Williams, Tim	6	5	1	0	0	0	0	0	0	0
Clark, Chuck	5	5	0	0	0	0	0	2	0	0
Ricard, Patrick	5	3	2	0	0	0	0	0	0	0
Wormley, Chris	5	5	0	0	0	0	0	0	0	0
Kaufusi, Bronson	4	1	3	0	0	0	0	0	0	0
Urban, Brent	4	3	1	0	0	0	0	1	0	0
Hill, Jaylen	1	1	0	0	0	0	0	1	0	0
Totals	869	667	202	41	280	22	385	83	15	12

SPECIAL TEAMS STATISTICS

PLAYER	TT	SOLO	AS	FF	FR	BK
Levine Sr., Anthony	9	5	4	0	0	0
Allen, Javorius	8	7	1	0	0	0
Clark, Chuck	8	7	1	0	0	0
Mayle, Vince	8	8	0	0	0	0
Correa, Kamalei	7	4	3	0	0	0
Johnson, Steven	5	4	1	0	0	0
Matthews, Chris	4	4	0	0	0	0
Canady, Maurice	3	3	0	0	0	0
Judon, Matthew	3	1	2	0	0	0
Tucker, Justin	3	3	0	0	0	0
Bowser, Tyus	2	2	0	0	0	0
Freeny, Jonathan	2	2	0	0	0	0
Hill, Jaylen	2	1	1	0	0	0
Onwuasor, Patrick	2	2	0	0	0	0
Webb, Lardarius	2	2	0	0	0	0
Cox, Morgan	1	1	0	0	0	0
Henry, Willie	1	1	0	0	0	0
Jean-Baptiste, Stanley	1	1	0	0	0	0
Kaufusi, Bronson	1	1	0	0	0	0
McRae, Tony	1	1	0	0	0	0
Moore, Chris	1	1	0	0	0	0
Jefferson, Tony	0	0	0	0	0	1
Totals	74	61	13	0	0	1

Defense and special teams statistics reflect press box stats.

RAVENS COACHES

John Harbaugh, Head Coach; **Jerry Rosburg**, Special Teams Coordinator/Associate Head Coach; **Marty Mornhinweg**, Offensive Coordinator; **Dean Pees**, Defensive Coordinator; **Richard Angulo**, Assistant Offensive Line; **Juney Barnett**, Strength & Conditioning; **Andy Bischoff**, Offensive Assistant; **Randy Brown**, Kicking Consultant; **Scott Cohen**, Opponent Analyst; **Joe Cullen**, Defensive Line; **Joe D'Alessandris**, Offensive Line; **Bobby Engram**, Wide Receivers; **Thomas Hammock**, Running Backs; **Chris Hewitt**, Secondary; **Chris Horton**, Assistant Special Teams; **Sterling Lucas**, Admin. Assistant-Defense; **Mike Macdonald**, Defensive Backs; **Don Martindale**, Linebackers; **Megan McLaughlin**, Football Information Manager; **Jesse Minter**, Admin. Assistant-Defense; **Dan Parsons**, Assistant to the Head Coach; **Greg Roman**, Senior Offensive Assistant/Tight Ends; **Eugene Shen**, Director of Coaching Analytics; **Steve Saunders**, Director of Performance; **Ron Shrift**, Admin. Assistant-Performance; **Travis Switzer**, Admin. Assistant-Performance; **Craig Ver Steeg**, Offensive Assistant/Quarterbacks; **Matt Weiss**, Offensive Assistant; **Drew Wilkins**, Asst. Defensive Line

USUAL STARTING LINEUPS

WR	LT	LG	C	RG	RT	TE	WR	QB	RB	OTHER
Offense: J. Maclin	R. Stanley	J. Hurst	R. Jensen	M. Skura	A. Howard	B. Watson	M. Wallace	J. Flacco	A. Collins	M. Williams (TE)
DT	DE	NT	SAM	MIKE	WILL	RUSH	RCB	LCB	SS	FS
Defense: B. Williams	C. Davis	M. Pierce	M. Judon	C. Mosley	P. Onwuasor	T. Suggs	J. Smith	B. Carr	T. Jefferson	E. Weddle

RAVENS HONOR ROLL

AP All-Pro:

ILB C.J. Mosley (2nd Team)
K Justin Tucker (2nd Team)

PFWA Awards:

WR/RS Michael Campanaro (All-AFC, punt returner), G/T Jermaine Eluemunor (All-Rookie Team), LB C.J. Mosley (All-AFC), K Justin Tucker (All-AFC), S Eric Weddle (All-AFC)

Pro Bowl:

ILB C.J. Mosley, OLB Terrell Suggs, S Eric Weddle

AFC Players of the Week:

P Sam Koch (Week 12 & 15) - Special Teams
OLB Matthew Judon (Week 11) - Defense

AFC Player of the Month:

K Justin Tucker (November) - Special Teams

NFL Walter Payton Man of the Year Finalist:

TE Benjamin Watson

Bart Starr NFL Award Winner:

TE Benjamin Watson

Pepsi Rookie of the Week:

OLB Tyus Bowser (Week 2)

Team MVP (Baltimore Media):

OLB Terrell Suggs

Media Good Guy (Baltimore Media):

S Eric Weddle

Ed Block Courage Award:

TE Benjamin Watson

Ravens Roost Unsung Hero:

OLB Matthew Judon

Ravens Roost Extra Effort:

GM Ozzie Newsome

RAVENS SEASON TRENDS

	Record		Record
Record	9-7	Positive or Even Turnover Ratio	9-2
vs. AFC North	3-3	Negative Turnover Ratio	0-5
vs. AFC	7-5	Winning Penalty Ratio	5-4
vs. NFC	2-2	Losing Penalty Ratio	4-3
Home	5-3	Overtime	0-1
Away	4-4	With a 100-Yard Rusher	1-1
On Grass	8-6	Without a 100-Yard Rusher	8-6
Artificial Turf	1-1	With a 100-Yard Receiver	2-0
Outdoors	9-6	Without a 100-Yard Receiver	7-7
Indoors	0-1	With a 300-Yard Passer	0-0
Leading at Halftime	9-0	Without a 300-Yard Passer	9-7
Trailing at Halftime	0-7	When Allowing a 100-Yard Rusher	0-3
Tied at Halftime	0-0	When Not Allowing a 100-Yard Rusher	9-4
Tied After 3 Quarters	0-0	When Allowing a 100-Yard Receiver	3-1
Leading After 3 Quarters	9-1	When Not Allowing a 100-Yard Receiver	6-6
Trailing After 3 Quarters	0-6	When Allowing a 300-Yard Passer	0-1
Decided by 7 Points or Less	2-4	When Not Allowing a 300-Yard Passer	9-6
Decided by 3 Points or Less	0-3	When Recording 3 or More Sacks	6-3
When Scoring First	8-1	When Holding an Opponent Under 250 Net Yards	3-0
When Not Scoring First	1-6	When Holding an Opponent Under 21 Points	9-0
		When Holding an Opponent Under 15 Points	5-0

2018 STATISTICS

RESULTS AND ATTENDANCE

WON 10, LOST 6, AFC NORTH CHAMPIONS

Date	Result	Score	Opponent	Attendance
09/09	W	47-3	Buffalo	70,591
09/13	L	23-34	at Cincinnati	50,018
09/23	W	27-14	Denver	70,156
09/30	W	26-14	at Pittsburgh	62,030
10/07	L	9-12 OT	at Cleveland	67,431
10/14	W	21-0	at Tennessee	64,441
10/21	L	23-24	New Orleans	70,639
10/28	L	21-36	at Carolina	73,843
11/04	L	16-23	Pittsburgh	70,997
11/18	W	24-21	Cincinnati	70,077
11/25	W	34-17	Oakland	70,035
12/02	W	26-16	at Atlanta	72,262
12/09	L	24-27 OT	at Kansas City	74,336
12/16	W	20-12	Tampa Bay	70,031
12/22	W	22-10	at L.A. Chargers	25,571
12/30	W	26-24	Cleveland	70,925

TEAM STATISTICS

TOTAL FIRST DOWNS

Category	RAVENS	OPPONENTS
Rushing	153	82
Passing	184	174
Penalty	30	30
3rd Down: Made/Att	104/231	72/211
3rd Down Pct.	45.0	34.1
4th Down: Made/Att	13/22	10/20
4th Down Pct.	59.1	50.0

POSSESSION AVG.

RAVENS	32:17	27:43
--------	-------	-------

TOTAL NET YARDS

RAVENS	5,999	4,687
--------	-------	-------

Avg. Per Game	374.9	292.9
---------------	-------	-------

Total Plays	1,135	974
-------------	-------	-----

Avg. Per Play	5.3	4.8
---------------	-----	-----

NET YARDS RUSHING

RAVENS	2,441	1,327
--------	-------	-------

Avg. Per Game	152.6	82.9
---------------	-------	------

Total Rushes	547	354
--------------	-----	-----

NET YARDS PASSING

RAVENS	3,558	3,360
--------	-------	-------

Avg. Per Game	222.4	210.0
---------------	-------	-------

Sacked/Yards Lost	32/150	43/291
-------------------	--------	--------

Gross Yards	3,708	3,651
-------------	-------	-------

Att./Completions	556/334	577/337
------------------	---------	---------

Completion Pct.	60.1	58.2
-----------------	------	------

Had Intercepted	9	12
-----------------	---	----

PUNTS/AVERAGE

RAVENS	61/46.6	88/43.7
--------	---------	---------

NET PUNTING AVG.

RAVENS	61/39.8	88/38.2
--------	---------	---------

PENALTIES/YARDS

RAVENS	116/940	113/1,017
--------	---------	-----------

FUMBLES/BALL LOST

RAVENS	25/11	15/5
--------	-------	------

TOUCHDOWNS

RAVENS	41	33
--------	----	----

Rushing	19	11
---------	----	----

Passing	18	21
---------	----	----

Returns	4	1
---------	---	---

SCORE BY PERIODS

	1	2	3	4	OT	PTS
RAVENS	88	108	106	87	0	389
Opponents	66	104	53	58	6	287

SCORING

Player	TD	RU	PA	RT	K/PAT	FG	S	PTS
Tucker	0	0	0	0	36/37	35/39	0	141
Collins	8	7	1	0	0	0	0	48
Allen	5	3	2	0	0	0	0	30
J. Brown	5	0	5	0	0	0	0	30
L. Jackson	5	5	0	0	0	0	0	30
Andrews	3	0	3	0	0	0	0	18
Crabtree	3	0	3	0	0	0	0	18
Edwards	2	2	0	0	0	0	0	14
Dixon	2	2	0	0	0	0	0	12
T. Young	2	0	0	2	0	0	0	12
H. Hurst	1	0	1	0	0	0	0	6
C. Jones	1	0	0	1	0	0	0	6
Montgomery LG	1	1	0	0	0	0	0	6
C. Moore	1	0	1	0	0	0	0	6
Snead IV	1	0	1	0	0	0	0	6
Suggs	1	0	0	1	0	0	0	6
M. Williams	1	0	1	0	0	0	0	6
RAVENS	41	19	18	4	36/37	35/39	0	389
Opponents	33	11	21	1	27/29	20/26	0	287

2-PT. CONVERSIONS: RAVENS 1-4, Opponents 1-4; FUM/LOST: L. Jackson 12/4, Collins 3/3, Flacco 3/1, Dixon 2/1, Grant 2/0, Montgomery (LG) 2/1, Allen 1/1, C. Jones 1/1, White 1/0

SACKS: Z. Smith 8.5, Judon 7, Suggs 7, Onwuasor 5.5, K. Young 2.5, T. Williams 2, T. Young 2, Henry 1, Jefferson 1, Levine Sr. 1, Weddle 1, B. Williams 1, Wormley 1, Team 1, Bowser 0.5, Mosley 0.5, Urban 0.5, RAVENS 43, Opponents 32

RUSHING

Player	NO	YDS	AVG	LG	TD
Edwards	137	718	5.2	43	2
L. Jackson	147	695	4.7	39	5
Collins	114	411	3.6	19	7
Dixon	60	333	5.6	37	2
Montgomery LG	41	188	4.6	16	1
Montgomery TM	15	83	5.5	15	0
Allen	41	110	2.7	17	3
Flacco	19	45	2.4	13	0
C. Moore	5	17	3.4	9	0
Snead IV	1	13	13.0	13	0
M. Williams	3	8	2.7	7	0
J. Brown	3	4	1.3	3	0
Turner	1	4	4.0	4	0
H. Hurst	1	0	0.0	0	0

RAVENS

RAVENS	547	2,441	4.5	43	19
--------	-----	-------	-----	----	----

Opponents

Opponents	354	1,327	3.7	35t	11
-----------	-----	-------	-----	-----	----

RECEIVING

Player	NO	YDS	AVG	LG	TD
Snead IV	62	651	10.5	28	1
Crabtree	54	607	11.2	27	3
J. Brown	42	715	17.0	71	5
Allen	35	196	5.6	17	2
Andrews	34	552	16.2	74	3
Montgomery LG	25	235	9.4	43	0
Montgomery TM	10	65	6.5	14	0
Boyle	23	213	9.3	25	0
C. Moore	19	196	10.3	30	1
M. Williams	16	143	8.9	25	1
Collins	15	105	7.0	24	1
H. Hurst	13	163	12.5	32	1
Dixon	6	51	8.5	21	0
Edwards	2	20	10.0	13	0
Turner	2	17	8.5	10	0
White	1	14	14.0	14	0

RAVENS

RAVENS	334	3,708	11.1	74	18
--------	-----	-------	------	----	----

Opponents

Opponents	337	3,651	10.8	64	21
-----------	-----	-------	------	----	----

INTERCEPTIONS

Player	NO	YDS	AVG	LG	TD
Carr	2	26	13.0	32	0
J. Smith	2	4	2.0	4	0
Humphrey	2	0	0.0	0	0
Onwuasor	1	33	33.0	33	0
Levine Sr.	1	16	16.0	16	0
Jefferson	1	15	15.0	15	0
Clark	1	5	5.0	5	0
Mosley	1	0	0.0	0	0
T. Young	1	0	0.0	0	0

RAVENS

RAVENS	12	99	8.3	33	0
--------	----	----	-----	----	---

Opponents

Opponents	9	39	4.3	22	0
-----------	---	----	-----	----	---

PUNTING

Player	NO	YDS	AVG	NET	TB	IN	LG	BLK
Koch	60	2,842	47.4	39.8	5	27	65	1
RAVENS	61	2,842	46.6	39.8	5	27	65	1
Opponents	88	3,849	43.7	38.2	4	30	64	0

PUNT RETURNS

Player	RET	FC	YDS	AVG	LG	TD
Jones LG	23	20	304	13.2	70t	1
Jones TM	18	19	259	14.4	70t	1
White	9	6	75	8.3	14	0
Grant	7	4	52	7.4	51	0
Weddle	1	0	18	18.0	18	0

RAVENS

RAVENS	35	29	404	11.5	70t	1
--------	----	----	-----	------	-----	---

Opponents

Opponents	31	10	315	10.2	38	0
-----------	----	----	-----	------	----	---

KICKOFF RETURNS

Player	NO	YDS	AVG	LG	TD
C. Moore	22	491	22.3	39	0
Montgomery LG	10	210	21.0	27	0
White	6	135	22.5	37	0
Grant	2	56	28.0	32	0
Snead IV	1	13	13.0	13	0
C. Jones	1	12	12.0	12	0

RAVENS

RAVENS	32	707	22.1	39	0
--------	----	-----	------	----	---

Opponents

Opponents	32	745	23.3	49	0
-----------	----	-----	------	----	---

FIELD GOALS

Player	1-19	20-29	30-39	40-49	50+
Tucker	0/0	12/12	9/9	9/11	5/7
RAVENS	0/0	12/12	9/9	9/11	5/7
Opponents	0/0	5/5	10/10	4/6	1/5

Tucker: (41G,39G)(55G)(52G,43B,52G)(47G,49G,28G,31G)(44G,48B,25G,32G)(31G)(23G,23G,37G)

(28G,56G,24G)(47G,28G)(41G,21G,45G,47G)(28G)(24G,35G)(24G,53N,35G,65N,56G)

(38G,35G,44G,23G)

Opponents: (52N,35G)(28G,40G)(34G,39G)(35G,55N,37G)(39G)(54G,44G,30G)(29G)(52N)

(42G)(44G)(51N,24G,43N,35G)(21G,28G)(38G)(46N,35G)

2018 STATISTICS

DEFENSIVE STATISTICS

PLAYER	TT	SOLO	AS	SACKS	YDS		INT	RET.		PD	FF	FR
					LOST	FIND		YDS	TD			
Mosley, C.J.	105	70	35	0.5	0.5	1	0	5	0	0	0	0
Jefferson, Tony	74	53	21	1	7	1	15	6	1	1	0	0
Weddle, Eric	68	54	14	1	9	0	0	3	0	0	0	0
Onwuasor, Patrick	54	35	19	5.5	43.5	1	33	3	2	0	0	0
Young, Kenny	47	37	10	2.5	5.5	0	0	1	1	0	0	0
Carr, Brandon	45	39	6	0	0	2	26	11	0	0	0	0
Smith, Za'Darius	45	26	19	8.5	61	0	0	2	1	0	0	0
Smith, Jimmy	45	34	11	0	0	2	4	9	0	0	0	0
Judon, Matthew	44	29	15	7	41	0	0	3	1	0	0	0
Humphrey, Marlon	37	31	6	0	0	2	0	15	1	0	0	0
Young, Tavon	36	34	2	2	7	1	0	5	0	2^!	0	0
Suggs, Terrell	34	25	9	7	51	0	0	6	1	1*	0	0
Williams, Brandon	34	21	13	1	8	0	0	1	0	0	0	0
Pierce, Michael	32	20	12	0	0	0	0	1	0	1	0	0
Urban, Brent	27	17	10	0.5	3.5	0	0	2	0	0	0	0
Levine Sr., Anthony	21	18	3	1	2	1	16	8	0	0	0	0
Wormley, Chris	16	13	3	1	6	0	0	5	0	0	0	0
Clark, Chuck	13	10	3	0	0	1	5	1	0	0	0	0
Williams, Tim	8	5	3	2	21	0	0	0	0	0	0	0
Bowser, Tyus	5	2	3	0.5	2	0	0	0	0	0	0	0
Ricard, Patrick	4	2	2	0	0	0	0	0	0	0	0	0
Averett, Anthony	3	3	0	0	0	0	0	2	0	0	0	0
Henry, Willie	3	2	1	1	11	0	0	0	0	0	0	0
Canady, Maurice	2	2	0	0	0	0	0	0	0	0	0	0
Jones, Cyrus	1	0	1	0	0	0	0	0	0	0	0	0
McClellan, Albert	1	1	0	0	0	0	0	0	0	0	0	0
Sieler, Zach	1	1	0	0	0	0	0	0	0	0	0	0
Team	0	0	0	1	12	0	0	0	0	0	0	0
Totals	805	584	221	43	291	12	99	89	8	5		

SPECIAL TEAMS STATISTICS

PLAYER	TT	SOLO	AS	FF	FR	BK
Board, Chris	12	8	4	0	0	0
Clark, Chuck	8	6	2	0	0	0
Levine Sr., Anthony	7	5	2	0	0	0
Bowser, Tyus	6	4	2	0	0	0
Jones, Cyrus	6	5	1	0	0	0
Onwuasor, Patrick	5	2	3	0	0	0
Allen, Javorius	4	3	1	0	0	0
Moore, Chris	4	3	1	0	0	0
Young, Kenny	4	3	1	0	1	0
Canady, Maurice	3	3	0	0	0	0
Turner, De'Lance	3	2	1	0	0	0
Williams, Maxx	3	3	0	0	0	0
Averett, Anthony	2	2	0	0	0	0
McClellan, Albert	2	2	0	0	0	0
Williams, Tim	2	1	1	0	0	0
Boyle, Nick	1	1	0	0	0	0
Cox, Morgan	1	1	0	0	0	0
Koch, Sam	1	1	0	0	0	0
Montgomery, Ty	1	0	1	0	0	0
Young, Tavon	1	1	0	0	1	0
Totals	76	56	20	0	2	0

Defense and special teams statistics reflect press box stats.

*Returned 43 yards for a TD vs. Oak. (11/25)

^Returned 12 yards for a TD at Atl. (12/2)

!Returned 62 yards for a TD at LAC (12/22)

RAVENS COACHES

John Harbaugh, Head Coach; **Jerry Rosburg**, Special Teams Coordinator/Associate Head Coach; **Don Martindale**, Defensive Coordinator; **Marty Mornhinweg**, Offensive Coordinator; **Greg Roman**, Assistant Head Coach/Tight Ends; **Richard Angulo**, Assistant Offensive Line; **Juney Barnett**, Assistant Strength & Conditioning; **Andy Bischoff**, Offensive Assistant/TE; **Randy Brown**, Specialists; **Joe Cullen**, Defensive Line; **Joe D'Alessandris**, Offensive Line; **Bobby Engram**, Wide Receivers; **Thomas Hammock**, Running Backs; **Chris Hewitt**, Secondary; **Chris Horton**, Assistant Special Teams; **Sterling Lucas**, Quality Control-Defense; **Mike Macdonald**, Linebackers; **Steve Saunders**, Head Strength & Conditioning; **James Urban**, Quarterbacks; **Craig Ver Steeg**, Senior Offensive Assistant; **Matt Weiss**, Football Strategy Coordinator/WRs; **Drew Wilkins**, Asst. Defensive Line/OLBs

2018 USUAL STARTING LINEUPS

WR	LT	LG	C	RG	RT	TE	WR	QB	RB	OTHER	
Offense: M. Crabtree	R. Stanley	A. Lewis/J. Hurst	M. Skura	M. Yanda	O. Brown Jr.	N. Boyle	J. Brown	J. Flacco/L. Jackson	A. Collins	W. Snead IV (WR)	
DT	DE	DT	SAM	MIKE	WILL	RUSH	RCB	LCB	SS	FS	OTHER
Defense: B. Williams	B. Urban	C. Wormley	Z. Smith/M. Judon	C. Mosley	P. Onwuasor	T. Suggs	M. Humphrey	B. Carr	T. Jefferson	E. Weddle	T. Young (CB)

RAVENS HONOR ROLL

AP All-Pro:

K Justin Tucker (1st Team)
LB C.J. Mosley (2nd Team), RG Marshal Yanda (2nd Team)

PFWA Awards:

LB C.J. Mosley (All-AFC), K Justin Tucker (All-NFL, All-AFC),
RG Marshal Yanda (All-AFC)

Pro Bowl:

LB C.J. Mosley, DT Brandon Williams, S Eric Weddle,
RG Marshal Yanda

AFC Players of the Week:

CB/RS Cyrus Jones (Week 12) - Special Teams
ILB Patrick Onwuasor (Week 16) - Defense
OLB Za'Darius Smith (Week 6) - Defense
K Justin Tucker (Week 3 & Week 17) - Special Teams

AFC Player of the Month:

K Justin Tucker (September & November) - Special Teams

NFL Rookie of the Month:

QB Lamar Jackson (December)

Ravens Walter Payton Man of the Year: CB Brandon Carr

Team MVP (Baltimore Media): CB Marlon Humphrey

Media Good Guy (Baltimore Media): CB Brandon Carr

Ed Block Courage Award: RG Marshal Yanda

Ravens Roost Unsung Hero: DT Michael Pierce

Ravens Roost Extra Effort: LS Morgan Cox

SEASON TRENDS

Record	Record	Record	
Record	10-6	Positive or Even Turnover Ratio	6-3
vs. AFC North	3-3	Negative Turnover Ratio	4-3
vs. AFC	8-4	Winning Penalty Ratio	4-4
vs. NFC	2-2	Losing Penalty Ratio	6-2
Home	6-2	Overtime	0-2
Away	4-4	With a 100-Yard Rusher	4-0
On Grass	9-5	Without a 100-Yard Rusher	6-6
Artificial Turf	1-1	With a 100-Yard Receiver	1-1
Outdoors	10-6	Without a 100-Yard Receiver	9-5
Indoors	0-0	With a 300-Yard Passer	1-1
Leading at Halftime	9-1	Without a 300-Yard Passer	9-5
Trailing at Halftime	0-5	When Allowing a 100-Yard Rusher	0-1
Tied at Halftime	1-0	When Not Allowing a 100-Yard Rusher	10-5
Tied After 3 Quarters	1-1	When Allowing a 100-Yard Receiver	2-1
Leading After 3 Quarters	9-1	When Not Allowing a 100-Yard Receiver	8-5
Trailing After 3 Quarters	0-4	When Allowing a 300-Yard Passer	1-2
Decided by 7 Points or Less	2-4	When Not Allowing a 300-Yard Passer	9-4
Decided by 3 Points or Less	2-2	When Recording 3 or More Sacks	6-2
When Scoring First	6-4	When Holding an Opponent Under 250 Net Yards	6-0
When Not Scoring First	4-2	When Holding an Opponent Under 21 Points	8-1
		When Holding an Opponent Under 15 Points	6-1



2018 POSTSEASON STATISTICS

RESULTS AND ATTENDANCE

WON 0, LOST 1
01/06 L 17-23 L.A. Chargers 70,432

TEAM STATISTICS

	RAVENS	OPPONENT
TOTAL FIRST DOWNS	11	14
Rushing	4	3
Passing	7	8
Penalty	0	3
3rd Down: Made/Att	5/15	6/17
3rd Down Pct.	33.3	35.3
4th Down: Made/Att	2/2	1/1
4th Down Pct.	100.0	100.0
POSSESSION AVG.	26:20	33:40
TOTAL NET YARDS	229	243
Avg. Per Game	229.0	243.0
Total Plays	59	66
Avg. Per Play	3.9	3.7
NET YARDS RUSHING	90	89
Avg. Per Game	90.0	89.0
Total Rushes	23	33
NET YARDS PASSING	139	154
Avg. Per Game	139.0	154.0
Sacked/Yards Lost	7/55	1/6
Gross Yards	194	160
Att./Completions	29/14	32/22
Completion Pct.	48.3	68.8
Had Intercepted	1	0
PUNTS/AVERAGE	6/44.7	5/35.4
NET PUNTING AVG.	6/37.0	5/31.4
PENALTIES/YARDS	7/41	5/35
FUMBLES/BALL LOST	4/2	1/1
TOUCHDOWNS	2	1
Rushing	0	1
Passing	2	0
Returns	0	0

SCORE BY PERIODS

	1	2	3	4	OT	PTS
RAVENS	0	0	3	14	0	17
Opponents	6	6	0	11	0	23

SCORING

	TD	RU	PA	RT	K/PAT	FG	S	PTS
Crabtree	2	0	2	0			0	12
Tucker	0	0	0	0	2/2	1/2	0	5
RAVENS	2	0	2	0	2/2	1/2	0	17
Opponents	1	1	0	0	0/0	5/6	0	23

2-PT. CONVERSIONS: RAVENS 0-0, Opponents 1-1

SACKS: Onwuasor 1, RAVENS 1, Opponents 7

FUM/LOST: L. Jackson 3/1, Dixon 1/1

PASSING

	ATT	COMP	YARDS	COMP%	YDS/ATT	TD	TD%	INT	INT%	LG	SACK/LOST	RATING
L. Jackson	29	14	194	48.3	6.69	2	6.9	1	3.4	39	7/55	78.8
RAVENS	29	14	194	48.3	6.69	2	6.9	1	3.4	39	7/55	78.8
Opponents	32	22	160	68.8	5.00	0	0.0	0	0.0	28	1/6	80.2

RUSHING

	NO	YDS	AVG	LG	TD
L. Jackson	9	54	6.0	17	0
Edwards	8	23	2.9	5	0
Dixon	6	13	2.2	4	0
RAVENS	23	90	3.9	17	0
Opponents	33	89	2.7	14	1

RECEIVING

	NO	YDS	AVG	LG	TD
Dixon	3	53	17.7	39	0
Snead	3	50	16.7	29	0
Andrews	3	31	10.3	13	0
Crabtree	2	38	19.0	31t	2
J. Brown	2	14	7.0	9	0
M. Williams	1	8	8.0	8	0
RAVENS	14	194	13.9	39	2
Opponents	22	160	7.3	28	0

INTERCEPTIONS

	NO	YDS	AVG	LG	TD
RAVENS	0	0	---	---	0
Opponents	1	0	0.0	0	0

PUNTING

	NO	YDS	AVG	NET	TB	IN	LG	BLK
Koch	6	268	44.7	37.0	0	1	59	0
RAVENS	6	268	44.7	37.0	0	1	59	0
Opponents	5	177	35.4	31.4	1	0	45	0

PUNT RETURNS

	RET	FC	YDS	AVG	LG	TD
Opponents	4	1	46	11.5	33	0

KICKOFF RETURNS

	NO	YDS	AVG	LG	TD
Montgomery	6	106	17.7	24	0
RAVENS	6	106	17.7	24	0
Opponents	2	78	39.0	72	0

FIELD GOALS

	1-19	20-29	30-39	40-49	50+
Tucker	0/0	0/0	1/1	0/0	0/1
RAVENS	0/0	0/0	1/1	0/0	0/1
Opponents	0/0	1/1	1/1	2/3	1/1

Tucker: (33G,50N)

RAVENS: (33G,50N)

Opponents: (21G,53G,40G,34G,41B,47G)

DEFENSIVE STATISTICS

PLAYER	TT	SOLO	AS	SACKS	YDS LOST	INT	RET. YDS	PD	FF	FR
Mosley, C.J.	12	6	6	0	0	0	0	0	0	1
Jefferson, Tony	8	5	3	0	0	0	0	0	0	0
Onwuasor, Patrick	7	6	1	1	6	0	0	0	1	0
Smith, Jimmy	7	7	0	0	0	0	0	1	0	0
Weddle, Eric	7	7	0	0	0	0	0	0	0	0
Carr, Brandon	5	4	1	0	0	0	0	0	0	0
Judon, Matthew	4	3	1	0	0	0	0	0	0	0
Pierce, Michael	2	1	1	0	0	0	0	0	0	0
Urban, Brent	2	1	1	0	0	0	0	0	0	0
Williams, Brandon	2	1	1	0	0	0	0	0	0	0
Wormley, Chris	2	2	0	0	0	0	0	0	0	0
Young, Kenny	2	2	0	0	0	0	0	0	0	0
Board, Chris	1	1	0	0	0	0	0	0	0	0
Humphrey, Marlon	1	1	0	0	0	0	0	0	0	0
Smith, Za'Darius	1	1	0	0	0	0	0	0	0	0
Suggs, Terrell	1	1	0	0	0	0	0	0	0	0
Totals	64	49	15	1	6	0	0	1	1	1

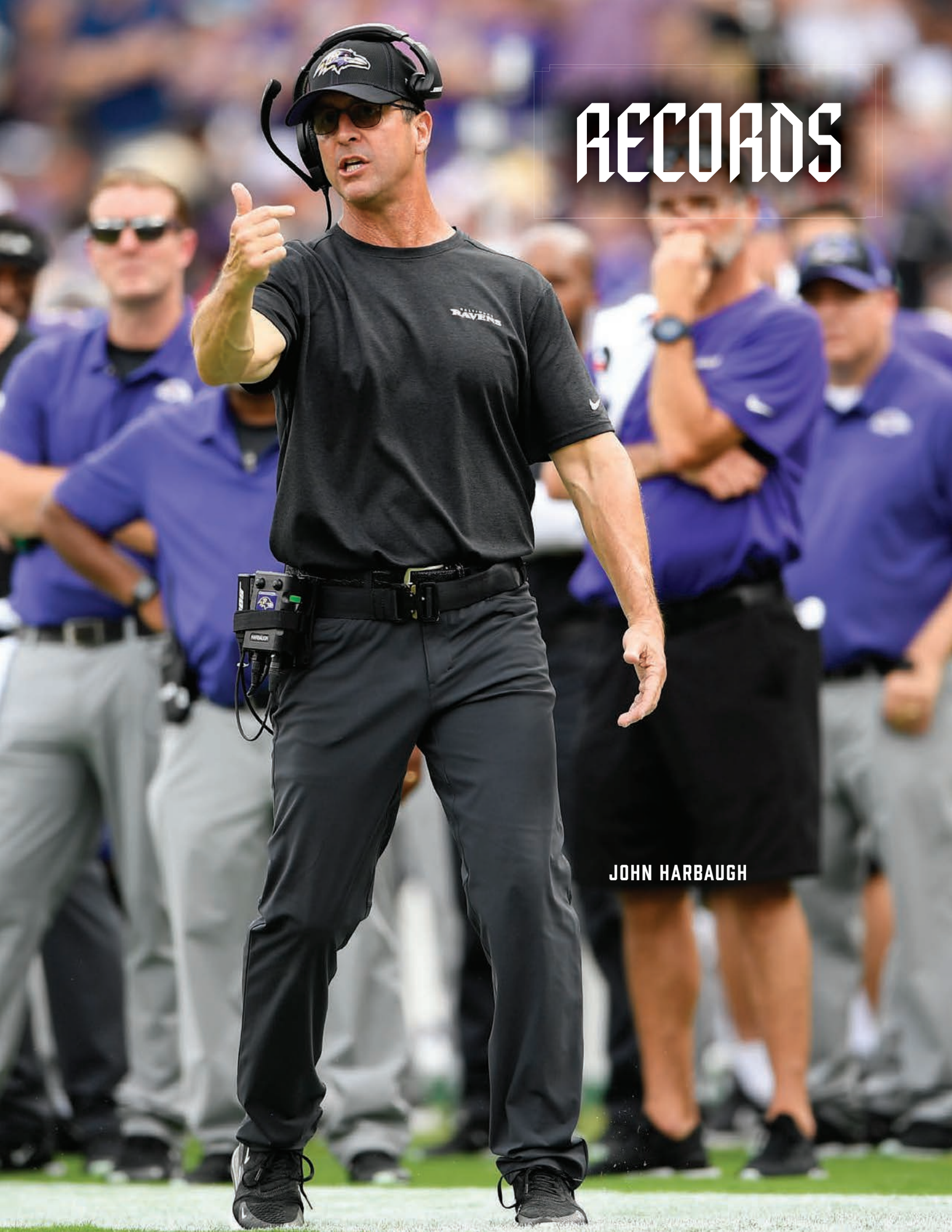
SPECIAL TEAMS STATISTICS

PLAYER	TT	SOLO	AS	FF	FR	BK
Moore, Chris	2	2	0	0	0	0
Averett, Anthony	1	1	0	0	0	0
Canady, Maurice	1	1	0	0	0	0
Levine Sr., Anthony	1	0	1	0	0	0
Koch, Sam	1	0	1	0	0	0
Smith, Za'Darius	0	0	0	0	0	1
Totals	6	4	2	0	0	1

Defensive and special teams statistics reflect press box stats.

RECORDS

JOHN HARBAUGH



ALL-TIME RANKINGS: OFFENSE

YARDS PER GAME AVERAGE		RUSHING YARDS/ ATTEMPT		PCT. HAD INTERCEPTED		3RD DOWN EFFICIENCY		KICK RETURN AVERAGE		POINTS PER GAME AVERAGE	
2019 - 2nd	(407.6)	2019 - 1st	(5.5)	2019 - 11th	(1.8%)	2019 - 2ndT	(47.1%)	2019 - 30th	(18.3)	2019 - 1st	(33.2)
2018 - 9th	(374.9)	2018 - 15th	(4.5)	2018 - 5th	(1.6%)	2018 - 6th	(45.0%)	2018 - 18th	(22.1)	2018 - 13th	(24.3)
2017 - 27th	(305.4)	2017 - 19th	(4.0)	2017 - 13th	(2.3%)	2017 - 27th	(34.1%)	2017 - 1st	(27.5)	2017 - 9th	(24.7)
2016 - 17th	(347.7)	2016 - 21st	(4.0)	2016 - 18th	(2.4%)	2016 - 24th	(36.9%)	2016 - 12th	(22.7)	2016 - 21st	(21.4)
2015 - 14th	(359.3)	2015 - 24th	(3.9)	2015 - 29th	(3.1%)	2015 - 23rd	(37.6%)	2015 - 7th	(25.2)	2015 - 25th	(20.5)
2014 - 12th	(364.9)	2014 - 7th	(4.5)	2014 - 10th	(2.2%)	2014 - 14th	(41.0%)	2014 - 1st	(28.3)	2014 - 8th	(25.6)
2013 - 29th	(307.4)	2013 - 32nd	(3.1)	2013 - 28th	(3.7%)	2013 - 20th	(36.4%)	2013 - 2nd	(26.4)	2013 - 25th	(20.0)
2012 - 16th	(352.5)	2012 - 12th	(4.3)	2012 - 6th	(2.0%)	2012 - 20thT	(36.9%)	2012 - 1st	(27.3)	2012 - 10th	(24.9)
2011 - 15th	(338.7)	2011 - 12th	(4.3)	2011 - 9th	(2.2%)	2011 - 7th	(42.4%)	2011 - 9th	(24.9)	2011 - 12th	(23.6)
2010 - 22nd	(322.9)	2010 - 28th	(3.8)	2010 - 6th	(2.0%)	2010 - 16th	(39.0%)	2010 - 6th	(24.7)	2010 - 16th	(22.3)
2009 - 13th	(351.2)	2009 - 4th	(4.7)	2009 - 10th	(2.5%)	2009 - 11thT	(41.6%)	2009 - 2nd	(26.2)	2009 - 9th	(24.4)
2008 - 18th	(324.0)	2008 - 22nd	(4.0)	2008 - 16th	(2.8%)	2008 - 15th	(40.9%)	2008 - 31st	(20.1)	2008 - 11th	(24.1)
2007 - 22nd	(302.0)	2007 - 17th	(4.0)	2007 - 6th	(2.5%)	2007 - 18th	(38.5%)	2007 - 10th	(23.5)	2007 - 24th	(17.2)
2006 - 17th	(317.0)	2006 - 31st	(3.4)	2006 - 10th	(2.7%)	2006 - 9th	(41.2%)	2006 - 10th	(23.2)	2006 - 12thT	(22.1)
2005 - 24th	(293.3)	2005 - 27th	(3.6)	2005 - 28th	(3.7%)	2005 - 16th	(39.1%)	2005 - 22nd	(21.5)	2005 - 25th	(16.6)
2004 - 31st	(273.4)	2004 - 15th	(4.2)	2004 - 6th	(2.7%)	2004 - 22nd	(35.1%)	2004 - 21st	(20.7)	2004 - 20th	(19.8)
2003 - 21st	(308.1)	2003 - 3rd	(4.8)	2003 - 32nd	(4.5%)	2003 - 27th	(31.9%)	2003 - 15th	(21.4)	2003 - 8th	(24.7)
2002 - 26th	(289.9)	2002 - 14th	(4.2)	2002 - 15th	(2.9%)	2002 - 24th	(37.7%)	2002 - 19th	(21.1)	2002 - 23rd	(19.7)
2001 - 14th	(320.3)	2001 - 25th	(3.7)	2001 - 18thT	(3.9%)	2001 - 19th	(35.7%)	2001 - 3rd	(23.6)	2001 - 18th	(19.9)
2000 - 16th	(313.4)	2000 - 8th	(4.3)	2000 - 21st	(3.8%)	2000 - 11th	(40.3%)	2000 - 12th	(22.3)	2000 - 14th	(20.8)
1999 - 24th	(298.6)	1999 - 10th	(4.1)	1999 - 23rd	(3.7%)	1999 - 31st	(28.4%)	1999 - 19th	(20.3)	1999 - 14th	(20.3)
1998 - 26th	(281.1)	1998 - 15th	(4.0)	1998 - 16th	(3.1%)	1998 - 28th	(30.9%)	1998 - 4th	(24.6)	1998 - 26th	(16.8)
1997 - 9th	(330.7)	1997 - 19th	(3.8)	1997 - 13th	(2.7%)	1997 - 20th	(36.1%)	1997 - 27th	(20.2)	1997 - 16th	(20.4)
1996 - 3rd	(357.7)	1996 - 7th	(4.2)	1996 - 19th	(3.5%)	1996 - 3rd	(43.8%)	1996 - 26th	(20.2)	1996 - 6th	(23.2)
YARDS PER PLAY AVERAGE		PASS NET YARDS/ GAME		SACKS PER PASS PLAY		4TH DOWN EFFICIENCY		GROSS PUNTING AVERAGE		RED ZONE SCORING TD PERCENTAGE	
2019 - 3rd	(6.1)	2019 - 27th	(201.6)	2019 - 13th	(.060)	2019 - 1st	(70.8%)	2019 - 17th	(45.2)	2019 - 2nd	(67.2%)
2018 - 25th	(5.3)	2018 - 22nd	(222.4)	2018 - 7th	(.054)	2018 - 14th	(59.1%)	2018 - 4th	(46.6)	2018 - 20th	(55.9%)
2017 - 31st	(4.6)	2017 - 29th	(189.4)	2017 - 7th	(.045)	2017 - 4th	(62.5%)	2017 - 21st	(44.3)	2017 - 10th	(57.7%)
2016 - 24th	(5.2)	2016 - 12th	(256.3)	2016 - 7th	(.046)	2016 - 24thT	(42.1%)	2016 - 14th	(45.8)	2016 - 20th	(52.2%)
2015 - 22nd	(5.3)	2015 - 8th	(266.9)	2015 - 1st	(.034)	2015 - 15thT	(50.0%)	2015 - 7th	(46.7)	2015 - 26th	(48.9%)
2014 - 9th	(5.7)	2014 - 13th	(238.7)	2014 - 2nd	(.033)	2014 - 11thT	(50.0%)	2014 - 1st	(47.4)	2014 - 19th	(52.4%)
2013 - 32nd	(4.5)	2013 - 18th	(224.4)	2013 - 20th	(.072)	2013 - 22nd	(37.5%)	2013 - 13th	(45.5)	2013 - 31st	(46.2%)
2012 - 16th	(5.4)	2012 - 15th	(233.7)	2012 - 17th	(.063)	2012 - 22nd	(42.9%)	2012 - 8th	(47.1)	2012 - 11th	(57.1%)
2011 - 18th	(5.2)	2011 - 19th	(213.9)	2011 - 13th	(.057)	2011 - 6thT	(57.1%)	2011 - 9th	(46.5)	2011 - 17th	(51.0%)
2010 - 23rd	(5.1)	2010 - 20th	(208.4)	2010 - 25th	(.075)	2010 - 21stT	(40.0%)	2010 - 16th	(43.6)	2010 - 22nd	(49.0%)
2009 - 14th	(5.5)	2009 - 18th	(213.7)	2009 - 20th	(.066)	2009 - 19th	(46.2%)	2009 - 19th	(43.1)	2009 - 11th	(52.6%)
2008 - 25th	(4.9)	2008 - 28th	(175.5)	2008 - 22nd	(.071)	2008 - 6th	(63.6%)	2008 - 8th	(45.0)	2008 - 25th	(47.1%)
2007 - 28th	(4.6)	2007 - 23rd	(189.7)	2007 - 19th	(.065)	2007 - 13th	(52.4%)	2007 - 15th	(43.0)	2007 - 27th	(42.2%)
2006 - 22nd	(5.0)	2006 - 11th	(214.7)	2006 - 2nd	(.031)	2006 - 2nd	(72.7%)	2006 - 18th	(43.0)	2006 - 28th	(42.3%)
2005 - 27th	(4.4)	2005 - 22nd	(193.0)	2005 - 20th	(.069)	2005 - 9th	(57.9%)	2005 - 16th	(42.8)	2005 - 28thT	(38.1%)
2004 - 28th	(4.4)	2004 - 31st	(144.5)	2004 - 19th	(.070)	2004 - 30th	(26.7%)	2004 - 22nd	(40.6)	2004 - 20th	(50.0%)
2003 - 18th	(5.1)	2003 - 32nd	(140.9)	2003 - 31st	(.092)	2003 - 4th	(63.6%)	2003 - 17th	(40.8)	2003 - 29th	(42.0%)
2002 - 25th	(4.9)	2002 - 27th	(177.9)	2002 - 26th	(.079)	2002 - 15th	(53.8%)	2002 - 19th	(40.5)	2002 - 21st	(50.0%)
2001 - 23rd	(4.7)	2001 - 16th	(207.1)	2001 - 14th	(.067)	2001 - 30th	(23.1%)	2001 - 31st	(38.0)	2001 - 26th	(41.1%)
2000 - 21st	(4.7)	2000 - 22nd	(175.9)	2000 - 21st	(.079)	2000 - 31st	(16.7%)	2000 - 20th	(40.2)	2000 - 26th	(40.0%)
1999 - 24th	(4.6)	1999 - 25th	(189.0)	1999 - 27th	(.093)	1999 - 28th	(27.3%)	1999 - 13th	(41.9)	1999 - 30th	(34.1%)
1998 - 19th	(4.9)	1998 - 25th	(179.3)	1998 - 19th	(.079)	1998 - 18thT	(40.0%)	1998 - 16th	(42.9)	1998 - 30th	(37.5%)
1997 - 12th	(5.1)	1997 - 5th	(231.4)	1997 - 8th	(.059)	1997 - 7thT	(57.1%)	1997 - 14th	(42.7)	1997 - 20th	(47.6%)
1996 - 1st	(5.6)	1996 - 2nd	(248.6)	1996 - 14th	(.063)	1996 - 25thT	(40.0%)	1996 - 14th	(43.2)	1996 - 4th	(60.0%)
RUSHING YARDS/ GAME		NET YARDS PER PASS PLAY		1ST DOWNS PER GAME		PUNT RETURN AVERAGE		NET PUNTING AVERAGE		FIELD GOAL PERCENTAGE	
2019 - 1st	(206.0)	2019 - 10th	(6.9)	2019 - 1st	(24.1)	2019 - 8th	(8.2)	2019 - 25th	(39.8)	2019 - 2nd	(96.6%)
2018 - 2nd	(152.6)	2018 - 23rd	(6.1)	2018 - 7thT	(22.9)	2018 - 5th	(11.5)	2018 - 16th	(39.8)	2018 - 8th	(89.7%)
2017 - 11th	(116.0)	2017 - 32nd	(5.1)	2017 - 15thT	(19.4)	2017 - 5th	(10.1)	2017 - 20th	(39.9)	2017 - 6th	(91.9%)
2016 - 28th	(91.4)	2016 - 26th	(5.8)	2016 - 21st	(19.8)	2016 - 21st	(7.7)	2016 - 16th	(39.9)	2016 - 1st	(97.4%)
2015 - 26th	(92.4)	2015 - 22nd	(6.1)	2015 - 16th	(20.2)	2015 - 3rd	(11.3)	2015 - 2nd	(42.9)	2015 - 21st	(82.5%)
2014 - 8th	(126.2)	2014 - 12th	(6.7)	2014 - 10th	(21.6)	2014 - 14th	(9.1)	2014 - 1st	(43.3)	2014 - 15th	(85.3%)
2013 - 30th	(83.0)	2013 - 30th	(5.4)	2013 - 24th	(18.4)	2013 - 3rd	(14.2)	2013 - 22nd	(38.9)	2013 - 6thT	(92.7%)
2012 - 11th	(118.8)	2012 - 15th	(6.2)	2012 - 15th	(19.6)	2012 - 16th	(9.4)	2012 - 6th	(40.8)	2012 - 6th	(90.9%)
2011 - 10th	(124.8)	2011 - 19th	(6.3)	2011 - 15thT	(19.5)	2011 - 19th	(9.6)	2011 - 18th	(38.6)	2011 - 26th	(76.9%)
2010 - 14th	(114.4)	2010 - 13th	(6.8)	2010 - 18th	(18.9)	2010 - 24th	(7.4)	2010 - 4th	(39.2)	2010 - 6th	(89.7%)
2009 - 5th	(137.5)	2009 - 13th	(6.7)	2009 - 13th	(20.0)	2009 - 20th	(7.4)	2009 - 19th	(37.3)	2009 - 27th	(70.0%)
2008 - 4th	(148.5)	2008 - 17th	(6.5)	2008 - 14th	(18.8)	2008 - 19th	(8.6)	2008 - 5th	(39.9)	2008 - 24thT	(80.0%)
2007 - 16th	(112.3)	2007 - 29th	(5.4)	2007 - 20th	(18.2)	2007 - 9th	(9.7)	2007 - 24th	(35.5)	2007 - 17th	(84.4%)
2006 - 25th	(102.3)	2006 - 8th	(6.6)	2006 - 22ndT	(17.6)	2006 - 25thT	(7.8)	2006 - 10th	(37.6)	2006 - 1st	(93.3%)
2005 - 21st	(100.3)	2005 - 27th	(5.5)	2005 - 19th	(17.9)	2005 - 1st	(11.1)	2005 - 24th	(35.2)	2005 - 9th	(85.7%)
2004 - 9th	(128.9)	2004 - 31st	(5.0)	2004 - 30th	(16.3)	2004 - 7th	(10.3)	2004 - 23rd	(34.6)	2004 - 3rd	(90.6%)
2003 - 1st	(167.1)	2003 - 27th	(5.4)	2003 - 27th	(16.2)	2003 - 24th	(7.7)	2003 - 11th	(34.9)	2003 - 9th	(85.0%)
2002 - 16th	(112.0)	2002 - 25th	(5.9)	2002 - 27th	(16.3)	2002 - 8th	(11.8)	2002 - 20th	(32.9)	2002 - 10th	(80.7%)
2001 - 11th	(113.1)	2001 - 20th	(5.9)	2001 - 8th	(18.7)	2001 - 5th	(11.7)	2001 - 29th	(32.9)	2001 - 5th	(85.7%)
2000 - 5th	(137.4)	2000 - 24th	(5.6)	2000 - 18th	(18.0)	2000 - 1st	(15.8)	2000 - 21st	(33.9)	2000 - 4th	(89.7%)
1999 - 16th	(109.6)	1999 - 28th	(5.5)	1999 - 27th	(16.2)	1999 - 24th	(7.7)	1999 - 15th	(35.1)	1999 - 7th	(84.8%)
1998 - 20th	(101.8)	1998 - 21st	(6.0)	1998 - 30th	(15.2)	1998 - 5th	(12.6)	1998 - 6th	(37.5)	1998 - 21stT	(75.0%)
1997 - 22nd	(99.3)	1997 - 11th	(6.3)	1997 - 17th	(18.3)	1997 - 2nd	(13.4)	1997 - 9th	(36.6)	1997 - 19thT	(76.5%)
1996 - 14th	(109.1)	1996 - 4th	(7.0)	1996 - 2ndT	(21.1)	1996 - 18th	(9.4)	1996 - 6th	(37.2)	1996 - 22nd	(76.0%)



ALL-TIME RANKINGS: DEFENSE

YARDS PER GAME AVERAGE		RUSHING YARDS/ ATTEMPT		PCT. OF PASSES INTERCEPTED		3RD DOWN EFFICIENCY		KICK RETURN AVERAGE		POINTS PER GAME AVERAGE	
2019 - 4th	(300.6)	2019 - 21st	(4.4)	2019 - 12th	(2.4%)	2019 - 11th	(37.1%)	2019 - 12th	(21.5)	2019 - 3rd	(17.6)
2018 - 1st	(292.9)	2018 - 3rd	(3.7)	2018 - 22nd	(2.1%)	2018 - 3rd	(34.1%)	2018 - 19th	(23.3)	2018 - 2nd	(17.9)
2017 - 12th	(325.1)	2017 - 16th	(4.1)	2017 - 2nd	(3.9%)	2017 - 10th	(36.9%)	2017 - 1st	(18.6)	2017 - 6th	(18.9)
2016 - 7th	(322.1)	2016 - 5th	(3.7)	2016 - 1st	(3.1%)	2016 - 2nd	(35.0%)	2016 - 10th	(20.7)	2016 - 9th	(20.1)
2015 - 8th	(337.4)	2015 - 10th	(4.0)	2015 - 32nd	(1.1%)	2015 - 19th	(39.8%)	2015 - 23rd	(25.4)	2015 - 24th	(25.1)
2014 - 8th	(336.9)	2014 - 3rd	(3.6)	2014 - 26th	(1.8%)	2014 - 17th	(40.3%)	2014 - 14th	(23.1)	2014 - 6th	(18.9)
2013 - 12th	(335.5)	2013 - 5th	(3.8)	2013 - 12th	(2.9%)	2013 - 3rd	(33.5%)	2013 - 16th	(23.0)	2013 - 12th	(22.0)
2012 - 17th	(350.9)	2012 - 8th	(4.0)	2012 - 19th	(2.3%)	2012 - 7th	(35.8%)	2012 - 13th	(23.2)	2012 - 12thT	(21.5)
2011 - 3rd	(288.9)	2011 - 2nd	(3.5)	2011 - 19th	(2.8%)	2011 - 2nd	(32.1%)	2011 - 31st	(29.2)	2011 - 3rd	(16.6)
2010 - 10th	(318.9)	2010 - 8th	(3.9)	2010 - 13th	(3.2%)	2010 - 15th	(38.0%)	2010 - 32nd	(26.0)	2010 - 3rd	(16.9)
2009 - 3rd	(300.5)	2009 - 1st	(3.4)	2009 - 6th	(4.2%)	2009 - 11th	(36.7%)	2009 - 4th	(20.3)	2009 - 3rd	(16.3)
2008 - 2nd	(261.1)	2008 - 5th	(3.6)	2008 - 2nd	(4.9%)	2008 - 3rd	(33.5%)	2008 - 15th	(22.6)	2008 - 3rd	(15.3)
2007 - 6th	(301.6)	2007 - 1st	(2.8)	2007 - 10th	(3.5%)	2007 - 7th	(36.6%)	2007 - 24th	(23.7)	2007 - 22ndT	(24.0)
2006 - 1st	(264.1)	2006 - 2nd	(3.3)	2006 - 1st	(5.5%)	2006 - 1st	(28.8%)	2006 - 13th	(21.8)	2006 - 1st	(12.6)
2005 - 5th	(284.7)	2005 - 8th	(3.7)	2005 - 27th	(2.1%)	2005 - 10th	(36.1%)	2005 - 16th	(21.8)	2005 - 10th	(18.7)
2004 - 6th	(300.2)	2004 - 2nd	(3.6)	2004 - 3rd	(4.2%)	2004 - 8th	(34.4%)	2004 - 27th	(23.2)	2004 - 6th	(16.8)
2003 - 3rd	(281.0)	2003 - 3rd	(3.4)	2003 - 4th	(4.5%)	2003 - 2nd	(29.4%)	2003 - 16th	(21.4)	2003 - 6th	(17.6)
2002 - 22nd	(334.6)	2002 - 2nd	(3.7)	2002 - 4th	(4.4%)	2002 - 21st	(40.3%)	2002 - 25th	(22.6)	2002 - 19th	(22.1)
2001 - 2nd	(277.9)	2001 - 3rd	(3.4)	2001 - 21st	(2.9%)	2001 - 3rd	(30.8%)	2001 - 19th	(21.8)	2001 - 4th	(16.6)
2000 - 2nd	(247.9)	2000 - 1st	(2.7)	2000 - 4th	(4.4%)	2000 - 5th	(34.1%)	2000 - 10th	(21.3)	2000 - 1st	(10.3)
1999 - 2nd	(263.9)	1999 - 2nd	(3.1)	1999 - 14th	(3.5%)	1999 - 12th	(34.1%)	1999 - 16th	(21.1)	1999 - 6th	(17.3)
1998 - 22nd	(331.1)	1998 - 6th	(3.6)	1998 - 19th	(3.2%)	1998 - 22nd	(39.2%)	1998 - 10th	(20.5)	1998 - 16th	(20.9)
1997 - 25th	(335.2)	1997 - 5th	(3.6)	1997 - 14th	(3.1%)	1997 - 23rd	(40.3%)	1997 - 20th	(22.8)	1997 - 18th	(21.6)
1996 - 30th	(368.1)	1996 - 15th	(3.8)	1996 - 20th	(2.8%)	1996 - 30th	(48.2%)	1996 - 4th	(20.0)	1996 - 28th	(27.6)
YARDS PER PLAY AVERAGE		PASS NET YARDS/ GAME		SACKS PER PASS PLAY		4TH DOWN EFFICIENCY		GROSS PUNTING AVERAGE		RED ZONE SCORING TD PERCENTAGE	
2019 - 11th	(5.2)	2019 - 6th	(207.2)	2019 - 20th	(.064)	2019 - 4th	(33.3%)	2019 - 27th	(46.7)	2019 - 3rd	(47.7%)
2018 - 2nd	(4.8)	2018 - 5th	(210.0)	2018 - 13th	(.069)	2018 - 10thT	(50.0%)	2018 - 8th	(43.7)	2018 - 24th	(63.4%)
2017 - 7th	(5.0)	2017 - 10th	(213.8)	2017 - 11th	(.067)	2017 - 11th	(37.5%)	2017 - 9th	(44.6)	2017 - 11th	(48.9%)
2016 - 8th	(5.2)	2016 - 9th	(232.8)	2016 - 24th	(.051)	2016 - 25thT	(68.8%)	2016 - 13th	(44.9)	2016 - 18th	(55.3%)
2015 - 13th	(5.4)	2015 - 10th	(233.6)	2015 - 13th	(.064)	2015 - 10thT	(44.4%)	2015 - 24th	(45.9)	2015 - 11th	(53.2%)
2014 - 8th	(5.2)	2014 - 23rd	(248.7)	2014 - 7th	(.076)	2014 - 8th	(35.7%)	2014 - 26th	(45.9)	2014 - 2nd	(42.6%)
2013 - 12th	(5.2)	2013 - 12th	(230.1)	2013 - 11th	(.068)	2013 - 23rdT	(57.1%)	2013 - 22nd	(45.8)	2013 - 7th	(48.8%)
2012 - 10th	(5.2)	2012 - 17th	(228.1)	2012 - 17th	(.062)	2012 - 17thT	(50.0%)	2012 - 26th	(46.2)	2012 - 2nd	(43.4%)
2011 - 2nd	(4.6)	2011 - 4th	(196.3)	2011 - 3rd	(.082)	2011 - 21st	(47.6%)	2011 - 8th	(43.6)	2011 - 1st	(38.1%)
2010 - 6th	(5.1)	2010 - 21st	(224.9)	2010 - 32nd	(.043)	2010 - 17thT	(50.0%)	2010 - 17th	(43.5)	2010 - 5th	(42.5%)
2009 - 3rd	(4.9)	2009 - 8thT	(207.3)	2009 - 20th	(.058)	2009 - 6th	(41.2%)	2009 - 13th	(43.4)	2009 - 4th	(41.9%)
2008 - 3rd	(4.5)	2008 - 2nd	(179.7)	2008 - 14th	(.060)	2008 - 1st	(18.8%)	2008 - 9th	(42.8)	2008 - 2nd	(35.9%)
2007 - 10th	(5.0)	2007 - 20th	(222.3)	2007 - 16th	(.061)	2007 - 18thT	(53.8%)	2007 - 17th	(43.1)	2007 - 3rd	(42.3%)
2006 - 1st	(4.5)	2006 - 6th	(188.2)	2006 - 1st	(.105)	2006 - 7th	(39.1%)	2006 - 29th	(44.9)	2006 - 1st	(33.3%)
2005 - 3rd	(4.6)	2005 - 8th	(184.9)	2005 - 11th	(.074)	2005 - 5thT	(33.3%)	2005 - 7th	(40.5)	2005 - 5th	(45.2%)
2004 - 5th	(4.8)	2004 - 10th	(195.1)	2004 - 12th	(.072)	2004 - 2nd	(25.0%)	2004 - 3rd	(40.1)	2004 - 2nd	(40.0%)
2003 - 1st	(4.4)	2003 - 4th	(175.3)	2003 - 1st	(.081)	2003 - 3rd	(29.4%)	2003 - 9th	(40.1)	2003 - 13th	(48.5%)
2002 - 10th	(5.1)	2002 - 26th	(224.4)	2002 - 23rd	(.054)	2002 - 29th	(71.4%)	2002 - 14th	(42.5)	2002 - 9th	(47.2%)
2001 - 1st	(4.4)	2001 - 8th	(189.7)	2001 - 9th	(.075)	2001 - 11thT	(40.0%)	2001 - 14th	(41.6)	2001 - 4th	(39.0%)
2000 - 2nd	(4.3)	2000 - 8th	(187.3)	2000 - 22nd	(.062)	2000 - 4th	(21.1%)	2000 - 31st	(44.5)	2000 - 2nd	(29.6%)
1999 - 1st	(4.1)	1999 - 6th	(186.9)	1999 - 9th	(.076)	1999 - 19th	(46.7%)	1999 - 21st	(42.9)	1999 - 16th	(47.6%)
1998 - 18th	(5.0)	1998 - 24th	(224.5)	1998 - 20th	(.067)	1998 - 8th	(36.4%)	1998 - 10th	(42.5)	1998 - 13th	(48.7%)
1997 - 18th	(5.0)	1997 - 28th	(229.6)	1997 - 18th	(.070)	1997 - 17thT	(50.0%)	1997 - 25th	(44.0)	1997 - 17th	(52.1%)
1996 - 29th	(5.5)	1996 - 30th	(248.1)	1996 - 26th	(.053)	1996 - 18th	(53.8%)	1996 - 13th	(42.4)	1996 - 24th	(56.7%)
RUSHING YARDS/ GAME		NET YARDS PER PASS PLAY		1ST DOWNS PER GAME		PUNT RETURN AVERAGE		NET PUNTING AVERAGE		FIELD GOAL PERCENTAGE	
2019 - 5th	(93.4)	2019 - 6th	(5.7)	2019 - 2nd	(17.3)	2019 - 29th	(9.5)	2019 - 26th	(42.3)	2019 - 25th	(87.1%)
2018 - 4th	(82.9)	2018 - 2nd	(5.4)	2018 - 2nd	(17.9)	2018 - 25th	(10.2)	2018 - 7th	(38.2)	2018 - 6th	(76.9%)
2017 - 15th	(111.3)	2017 - 4th	(5.6)	2017 - 9th	(18.5)	2017 - 20th	(8.1)	2017 - 11th	(40.2)	2017 - 14thT	(84.8%)
2016 - 5th	(89.4)	2016 - 10th	(6.1)	2016 - 3rdT	(18.4)	2016 - 29th	(11.4)	2016 - 15th	(40.0)	2016 - 4th	(72.7%)
2015 - 12th	(103.8)	2015 - 16th	(6.4)	2015 - 12th	(19.4)	2015 - 2nd	(5.0)	2015 - 12th	(39.1)	2015 - 14thT	(83.3%)
2014 - 4th	(88.3)	2014 - 12th	(6.2)	2014 - 14thT	(19.4)	2014 - 9th	(7.2)	2014 - 20th	(40.0)	2014 - 16th	(83.3%)
2013 - 11th	(105.4)	2013 - 16th	(6.2)	2013 - 6thT	(17.8)	2013 - 17th	(9.1)	2013 - 4th	(37.5)	2013 - 25th	(91.4%)
2012 - 20th	(122.8)	2012 - 16th	(6.1)	2012 - 21stT	(20.4)	2012 - 7th	(7.8)	2012 - 27th	(41.2)	2012 - 32nd	(94.9%)
2011 - 2nd	(92.6)	2011 - 3rd	(5.9)	2011 - 4th	(16.8)	2011 - 24th	(11.9)	2011 - 14th	(38.4)	2011 - 29th	(90.3%)
2010 - 5th	(93.9)	2010 - 7th	(6.0)	2010 - 10thT	(17.7)	2010 - 11th	(8.1)	2010 - 27th	(39.1)	2010 - 19th	(84.4%)
2009 - 5th	(93.3)	2009 - 14th	(6.3)	2009 - 7thT	(17.5)	2009 - 10th	(7.6)	2009 - 11th	(37.2)	2009 - 30th	(88.9%)
2008 - 3rd	(81.4)	2008 - 3rd	(5.4)	2008 - 1st	(14.3)	2008 - 6th	(6.4)	2008 - 11th	(36.6)	2008 - 30th	(95.5%)
2007 - 2nd	(79.3)	2007 - 30th	(7.3)	2007 - 2ndT	(16.1)	2007 - 21st	(9.9)	2007 - 18th	(37.4)	2007 - 21st	(86.0%)
2006 - 2nd	(75.9)	2006 - 2nd	(5.9)	2006 - 1st	(14.8)	2006 - 20th	(9.2)	2006 - 28th	(38.3)	2006 - 8th	(73.9%)
2005 - 9th	(99.4)	2005 - 2nd	(5.6)	2005 - 10th	(17.3)	2005 - 22nd	(8.7)	2005 - 1st	(33.0)	2005 - 31st	(93.5%)
2004 - 8thT	(105.1)	2004 - 9th	(6.2)	2004 - 6th	(17.1)	2004 - 14th	(7.8)	2004 - 3rd	(33.1)	2004 - 17th	(83.9%)
2003 - 6th	(96.0)	2003 - 1st	(5.3)	2003 - 3rd	(15.5)	2003 - 10th	(8.4)	2003 - 13th	(34.0)	2003 - 30th	(90.3%)
2002 - 13th	(110.1)	2002 - 20th	(6.3)	2002 - 23rd	(19.8)	2002 - 24th	(11.8)	2002 - 10th	(32.8)	2002 - 29thT	(87.9%)
2001 - 4th	(88.2)	2001 - 2nd	(5.5)	2001 - 3rdT	(16.4)	2001 - 3rd	(5.5)	2001 - 4th	(33.6)	2001 - 2nd	(57.6%)
2000 - 1st	(60.6)	2000 - 7th	(5.7)	2000 - 2nd	(13.5)	2000 - 13th	(9.3)	2000 - 5th	(33.1)	2000 - 9th	(83.3%)
1999 - 2nd	(76.9)	1999 - 1st	(4.9)	1999 - 5thT	(16.2)	1999 - 25th	(10.9)	1999 - 29th	(36.9)	1999 - 11thT	(76.0%)
1998 - 16th	(106.6)	1998 - 23rd	(6.7)	1998 - 17th	(18.6)	1998 - 4th	(7.1)	1998 - 2nd	(33.6)	1998 - 25thT	(86.7%)
1997 - 10th	(105.6)	1997 - 23rd	(6.6)	1997 - 23rd	(19.1)	1997 - 11th	(8.7)	1997 - 11th	(35.5)	1997 - 6th	(70.6%)
1996 - 23rd	(120.0)	1996 - 29th	(7.4)	1996 - 29th	(21.9)	1996 - 16th	(10.1)	1996 - 16th	(35.6)	1996 - 27th	(90.3%)



YEAR-BY-YEAR TOTALS/RANKINGS

OFFENSE

YEAR	TOTAL PLAYS	1ST DOWNS	NET RUSH YARDS	LEAGUE RANK	NET PASS YARDS	LEAGUE RANK	TOTAL NET YARDS	LEAGUE RANK	TOTAL POINTS
1996	1,024	338	1,745	14	3,978	2	5,723	3	371
1997	1,043	292	1,589	22	3,702	5	5,291	9	326
1998	926	243	1,629	20	2,869	25	4,498	26	269
1999	1,033	259	1,754	16	3,024	25	4,778	24	324
2000	1,058	288	2,199	5	2,815	22	5,014	16	333
2001	1,080	299	1,810	11	3,314	16	5,124	14	303
2002	947	261	1,792	16	2,847	27	4,639	26	316
2003	1,009	259	2,674	1	2,255	32	4,929	21	391
2004	991	260	2,063	9	2,312	31	4,375	31	317
2005	1,056	286	1,605	21	3,088	22	4,693	24	265
2006	1,017	282	1,637	25	3,435	11	5,072	17	353
2007	1,042	291	1,797	16	3,035	23	4,832	22	275
2008	1,058	300	2,376	4	2,808	28	5,184	18	385
2009	1,014	320	2,200	5	3,419	18	5,619	13	391
2010	1,018	303	1,831	14	3,335	20	5,166	22	357
2011	1,036	312	1,996	10	3,423	19	5,419	15	378
2012	1,042	314	1,901	11	3,739	15	5,640	16	398
2013	1,090	295	1,328	30	3,590	18	4,918	29	320
2014	1,022	345	2,019	8	3,819	13	5,838	12	409
2015	1,083	323	1,478	26	4,271	8	5,749	14	328
2016	1,079	316	1,463	28	4,100	12	5,563	17	343
2017	1,054	311	1,856	11	3,030	29	4,886	27	395
2018	1,135	367	2,441	2	3,558	22	5,999	9	389
2019	1,064	386	3,296*	1	3,225	27	6,521	2	531

DEFENSE

YEAR	TOTAL PLAYS	1ST DOWNS	NET RUSH YARDS	LEAGUE RANK	NET PASS YARDS	LEAGUE RANK	TOTAL NET YARDS	LEAGUE RANK	TOTAL POINTS
1996	1,075	351	1,920	23	3,969	30	5,889	30	441
1997	1,068	306	1,690	10	3,673	28	5,363	25	345
1998	1,050	298	1,705	16	3,592	24	5,297	22	335
1999	1,040	260	1,231	2	2,991	6	4,222	2	277
2000	924	216	970	1	2,997	8	3,967	2	165*
2001	1,010	262	1,411	4	3,035	8	4,446	2	265
2002	1,077	316	1,762	13	3,591	26	5,353	22	354
2003	1,026	248	1,536	6	2,805	4	4,341	3	281
2004	1,009	273	1,681	8T	3,122	10	4,803	6	268
2005	998	277	1,591	9	2,964	8	4,555	5	299
2006	936	236	1,214	2	3,011	6	4,225	1	201
2007	968	258	1,268	2	3,557	20	4,825	6	384
2008	928	228	1,302	3	2,875	2	4,177	2	244
2009	991	280	1,492	5	3,316	8T	4,808	3	261
2010	1,007	284	1,503	5	3,599	21	5,102	10	270
2011	1,002	269	1,482	2	3,140	4	4,622	3	266
2012	1,086	326	1,965	20	3,650	17	5,615	17	344
2013	1,032	284	1,687	11	3,681	12	5,368	12	352
2014	1,034	311	1,412	4	3,979	23	5,391	8	302
2015	1,000	311	1,661	12	3,737	10	5,398	8	401
2016	993	294	1,430	5	3,724	9	5,154	7	321
2017	1,045	296	1,780	15	3,421	10	5,201	12	303
2018	974	286	1,327	4	3,360	5	4,687	1	287
2019	921	276	1,494	5	3,315	6	4,809	4	282

* 16-game NFL record **Bold denotes franchise record**

DEFENSIVE DOMINANCE

Entering the 2020 season, the Ravens' defense ranks in the Top 3 in several major defensive categories dating back to its 2000 Super Bowl-winning campaign. Below is where Baltimore's stout unit stands since 2000.

POINTS PER GAME ALLOWED (2000-19)

1. Baltimore **18.3**
2. Pittsburgh 18.5
3. New England 18.6

OPPONENT QB RATING (2000-19)

1. Baltimore **76.2**
2. Pittsburgh 79.4
3. New England ... 79.8

NET YARDS ALLOWED (2000-19)

1. Pittsburgh 298.3
2. Baltimore **302.6**
3. Denver 323.0

RUSHING YPG ALLOWED (2000-19)

1. Pittsburgh 93.1
2. Baltimore **93.7**
3. Minnesota 104.3

SERVICE/SCORING RECORDS

SERVICE RECORDS

MOST SEASONS

17	Ray Lewis (1996-2012)
16	Terrell Suggs (2003-18)
14	Sam Koch (2006-present)
13	Marshal Yanda (2007-19)
	Matt Stover (1996-2008)
12	Jonathan Ogden (1996-2007)
11	Joe Flacco (2008-18)
	Ed Reed (2002-12)
	Mike Flynn (1997-2007)

MOST CONSECUTIVE STARTS

122	Joe Flacco (2008-15)
80	Michael Oher (2009-13)
	Jarret Johnson (2007-11)
73	Michael McCrary (1997-2001)
	Jamie Sharper (1997-2001)
64	Matt Birk (2009-12)
	Rod Woodson (1998-2001)

MOST GAMES PLAYED

229	Terrell Suggs (2003-2018)
228	Ray Lewis (1996-2012)
224	Sam Koch (2006-present)
207	Matt Stover (1996-2008)
177	Marshal Yanda (2007-19)
	Jonathan Ogden (1996-2007)
163	Joe Flacco (2008-2018)
160	Ed Reed (2002-12)

MOST CONSECUTIVE GAMES PLAYED

224	Sam Koch (2006-present)
129	Jarret Johnson (2003-11)
128	Justin Tucker (2012-present)
122	Joe Flacco (2008-15)
112	Anthony Levine Sr. (2013-present)
111	Peter Boulware (1997-2003)
110	Matt Stover (2002-08)
105	Terrell Suggs (2003-09)
97	Matt Stover (1996-2002)

SCORING RECORDS

MOST POINTS SCORED

CAREER	
1,464	Matt Stover (402 PATs, 354 FGs), 1996-2008
1,093	Justin Tucker (298 PATs, 265 FGs), 2012-19
294	Billy Cundiff (96 PATs, 66 FGs), 2009-11

SEASON	
141	Justin Tucker (57 PATs, 28 FGs), 2019
	Justin Tucker (36 PATs, 35 FGs), 2018
	Justin Tucker (39 PATs, 34 FGs), 2017
	Justin Tucker (27 PATs, 38 FGs), 2016
140	Justin Tucker (26 PATs, 38 FGs), 2013

GAME	
24	Marcus Robinson (11/23/03 vs. Sea.), 4 TDs
18	Mark Ingram II (9/22/19 at KC), 3 TDs
	Justin Tucker (12/16/13 at Det.), 6 FGs
	Ray Rice (10/30/11 vs. Ari.), 3 TDs
	Torrey Smith (9/25/11 at STL), 3 TDs
	Anquan Boldin (9/26/10 vs. Cle.), 3 TDs
	Willis McGahee (1/3/10 at Oak.), 3 TDs
	Jamal Lewis (twice, 11/19/06 vs. Atl.; 12/7/03 vs. Cin.), 3 TDs
	Matt Stover (9/21/97 at Ten.), 5 FGs, 3 PATs
	Qadry Ismail (12/12/99 at Pit.), 3 TDs
	Jermaine Lewis (12/7/97 vs. Sea.), 3 TDs
	Michael Jackson (12/22/96 vs. Hou.), 3 TDs

MOST POINTS BY A ROOKIE

SEASON	
132	Justin Tucker (2012), 30 FGs, 42 PATs
44	Marlon Brown (2013), 7 TDs, 1 2-pt.
42	Marquise Brown (2019), 7 TDs
	Torrey Smith (2011), 7 TDs

GAME	
18	Torrey Smith (9/25/11 at STL), 3 TDs
15	Justin Tucker (12/23/12 vs. NYG), 4 FGs, 3 PATs
14	Marlon Brown (11/3/13 at Cle.), 2 TDs, 1 2-pt.
14	Justin Tucker (9/10/12 vs. Cin.), 3 FGs, 5 PATs

MOST CONSECUTIVE GAMES SCORING

128	Justin Tucker (9/10/12-present)
92	Matt Stover (9/30/02-12/16/07)

MOST TOUCHDOWNS

CAREER	
47	Jamal Lewis (2000-06), 45 rush, 2 rec.
43	Ray Rice (2008-13), 37 rush, 6 rec.
41	Todd Heap (2001-10), 41 rec.
35	Willis McGahee (2007-10), 31 rush, 4 rec.

SEASON	
15	Mark Ingram II (2019), 10 rush, 5 rec.
	Ray Rice (2011), 12 rush, 3 rec.
14	Willis McGahee (2009), 12 rush, 2 rec.
	Jamal Lewis (2003), 14 rush
	Michael Jackson (1996), 14 rec.

GAME	
4	Marcus Robinson (11/23/03 vs. Sea.), 4 rec.
3	Mark Ingram II (9/22/19 at KC), 3 rush
	Ray Rice (10/30/11 vs. Ari.), 3 rush
	Torrey Smith (9/25/11 at STL), 3 rec.
	Anquan Boldin (9/26/10 vs. Cle.), 3 rec.
	Willis McGahee (1/3/10 at Oak.), 3 rush
	Jamal Lewis (twice, 11/19/06 vs. Atl.; 12/7/03 vs. Cin.), 3 rush
	Qadry Ismail (12/12/99 at Pit.), 3 rec.
	Jermaine Lewis (12/7/97 vs. Sea.), 2 PR, 1 rec.
	Michael Jackson (12/22/96 vs. Hou.), 3 rec.

MOST TOUCHDOWNS, ROOKIE SEASON

7	Marquise Brown (2019), 7 rec.
	Marlon Brown (2013), 7 rec.
	Torrey Smith (2011), 7 rec.
6	Jamal Lewis (2000), 6 rush

MOST CONSECUTIVE GAMES SCORING A TD

7	Willis McGahee, 2007 (games 6-12)
5	Ray Rice, 2009 (games 5-9)
	Michael Jackson, 1996 (games 7-11)
4	Lamar Jackson, 2019 (games 6-9)
	Alex Collins, 2017 (games 10-13)
	Willis McGahee, 2009 (games 1-4)
	Jamal Lewis, 2003 (games 1-4)

MOST (KICKING) PAT ATTEMPTED

CAREER	
403	Matt Stover (1996-2008)
301	Justin Tucker (2012-19)
96	Billy Cundiff (2009-11)

SEASON	
59	Justin Tucker (2019)
42	Justin Tucker (2014, 2012)
41	Matt Stover (2008)

GAME	
8	Justin Tucker (9/8/19 at Mia.)
7	Justin Tucker (11/10/19 at Cin.)
	Justin Tucker (11/11/12 vs. Oak.)

MOST (KICKING) PAT MADE

CAREER	
402	Matt Stover (1996-2008)
298	Justin Tucker (2012-19)
96	Billy Cundiff (2009-11)

SEASON	
57	Justin Tucker (2019)
42	Justin Tucker (2014, 2012)
41	Matt Stover (2008)

GAME	
8	Justin Tucker (9/8/19 at Mia.)
7	Justin Tucker (11/10/19 at Cin.)
	Justin Tucker (11/11/12 vs. Oak.)

MOST CONSECUTIVE (KICKING) PAT MADE

389	Matt Stover (10/27/96-12/28/08)
-----	---------------------------------

HIGHEST (KICKING) PAT PERCENTAGE

CAREER (MIN. 40 ATT.)	
1.000	Billy Cundiff (2009-11, 96 of 96)
.998	Matt Stover (1996-2008, 402 of 403)
.990	Justin Tucker (2012-19, 298 of 301)

MOST 2-POINT CONVERSIONS

CAREER	
5	Todd Heap (2001-10)
3	Michael Jackson (1996-98)
SEASON	
*4	Todd Heap (2003)
2	Mark Ingram II (2019), Steve Smith Sr. (2016)
	Floyd Turner (1998), Michael Jackson (1996)

GAME	
**2	Todd Heap (10/19/03 at Cin.)
	Michael Jackson (10/6/96 vs. NE)

MOST FIELD GOALS ATTEMPTED

CAREER	
418	Matt Stover (1996-2008)
292	Justin Tucker (2012-19)
83	Billy Cundiff (2009-11)
SEASON	
41	Justin Tucker (2013)
40	Justin Tucker (2015)
39	Justin Tucker (2018, 2016), Matt Stover (2000)
GAME	
6	Justin Tucker (12/16/13 at Det.)
	Billy Cundiff (11/22/09 vs. Ind.)
	Matt Stover (9/21/97 at Ten.)

MOST FIELD GOALS MADE

CAREER	
354	Matt Stover (1996-2008)
265	Justin Tucker (2012-19)
66	Billy Cundiff (2009-11)

SEASON	
38	Justin Tucker (2016, 2013)
35	Justin Tucker (2018), Matt Stover (2000)

GAME	
6	Justin Tucker (12/16/13 at Det.)
5	8 times, last by
	Justin Tucker (11/11/15 vs. SD)

MOST CONSECUTIVE FIELD GOALS MADE

36	Matt Stover (10/31/05-11/19/06)
35	Justin Tucker (12/13/15-12/12/16)
33	Justin Tucker (9/22/13-12/16/13)
23	Justin Tucker (11/5/17-9/23/18)
22	Justin Tucker (12/22/18-11/10/19)
	Matt Stover (11/7/99-9/17/00)

MOST FIELD GOALS, 1 QUARTER

3	Justin Tucker (9/30/18 at Pit. - 4th qtr)
	Justin Tucker (1/3/16 at Cin. - 2nd qtr)
	Justin Tucker (9/11/14 vs. Pit. - 4th qtr)
	Justin Tucker (12/16/13 at Det. - 2nd qtr)
	Matt Stover, 8 times, last on
	11/18/07 vs. Cle. - 4th qtr

MOST CONSECUTIVE GAMES SCORING FGS

*38	Matt Stover (10/31/99 - 12/2/01)
-----	----------------------------------

LONGEST FIELD GOAL MADE

61	Justin Tucker (12/16/13 at Det.)
57	Justin Tucker (10/22/17 at Min.)
	Justin Tucker (11/27/16 vs. Cin.)
56	Justin Tucker, 3 times, last (12/22/18 at LAC)
	Wade Richey (9/14/03 vs. Cle.)

LONGEST FIELD GOAL ATTEMPTED

65SH	Justin Tucker (12/22/18 at LAC)
64B	Justin Tucker (10/12/14 at TB)
62SH	Justin Tucker (10/11/17 vs. Pit.)
61G	Justin Tucker (12/16/13 at Det.)

HIGHEST FIELD GOAL PERCENTAGE

CAREER (MIN. 50 ATT.)	
90.8	Justin Tucker (2012-19), 265 of 292
84.7	Matt Stover (1996-2008), 354 of 418
79.5	Billy Cundiff (2009-11), 66 of 83

SEASON (MIN. 16 ATT.)

97.4	Justin Tucker (2016), 38-39
96.6	Justin Tucker (2019), 28-29
93.3	Matt Stover (2006), 28-30

MOST SAFETIES

CAREER	
2	Jameel McClain (2008-13)
1	Terrell Suggs (2003-18)
	Ed Reed (2002-12)
	Adalius Thomas (2000-06)
	Michael McCrary (1997-2002)
	Ray Lewis (1996-2012)
	Rob Burnett (1996-2001)

SEASON	
2	Jameel McClain (2008)
1	Terrell Suggs (2014)
	Ed Reed (2006)
	Adalius Thomas (2006)
	Michael McCrary (2000)
	Ray Lewis (1999)
	Rob Burnett (1998)

GAME	
1	8 times, last by Terrell Suggs (10/19/14 vs. Atl.)

* NFL Record

** Ties NFL Record

ALL-TIME SCORING

RK	NAME (SEASONS)	TOUCHDOWNS				PATS		FIELD GOALS		2PT	S	PTS
		TOTAL	RUN	REC	RET	MADE	ATT	MADE	ATT			
1	Matt Stover (1996-2008)	0	0	0	0	402	403	354	418	0	0	1,464
2	Justin Tucker (2012-19)	0	0	0	0	298	301	265	292	0	0	1,093
3	Billy Cundiff (2009-11)	0	0	0	0	96	96	66	83	0	0	294
4	Jamal Lewis (2000-06)	47	45	2	0	0	0	0	0	1	0	284
5	Ray Rice (2008-13)	43	37	6	0	0	0	0	0	1	0	260
6	Todd Heap (2001-10)	41	0	41	0	0	0	0	0	5	0	256
7	Willis McGahee (2007-10)	35	31	4	0	0	0	0	0	0	0	210
8	Torrey Smith (2011-14)	30	0	30	0	0	0	0	0	1	0	182
9	Derrick Mason (2005-10)	29	0	29	0	0	0	0	0	1	0	176
10	Jermaine Lewis (1996-2001)	22	0	16	6	0	0	0	0	0	0	132
11	Michael Jackson (1996-98)	18	0	18	0	0	0	0	0	3	0	114
12	Derrick Alexander (1996-97)	18	0	18	0	0	0	0	0	1	0	110
	Qadry Ismail (1999-2001)	18	0	18	0	0	0	0	0	1	0	110
14	Joe Flacco (2008-18)	16	16	0	0	0	0	0	0	0	0	96
15	Mark Ingram II (2019)	15	10	5	0	0	0	0	0	2	0	94
16	Travis Taylor (2000-04)	15	0	15	0	0	0	0	0	0	0	90
	Steve Smith Sr. (2014-16)	14	0	14	0	0	0	0	0	2	0	88
18	Anquan Boldin (2010-12)	14	0	14	0	0	0	0	0	1	0	86
19	Javorius Allen (2015-18)	14	8	6	0	0	0	0	0	0	0	84
	Mark Clayton (2005-09)	14	2	12	0	0	0	0	0	0	0	84
	Alex Collins (2017-18)	14	13	1	0	0	0	0	0	0	0	84
	Le'Ron McClain (2007-10)	14	12	2	0	0	0	0	0	0	0	84
23	Ed Reed (2002-12)	13	0	0	13	0	0	0	0	0	1	80
24	Mark Andrews (2018-19)	13	0	13	0	0	0	0	0	0	0	78
	Dennis Pitta (2010-16)	13	0	13	0	0	0	0	0	0	0	78
26	Lamar Jackson (2018-19)	12	12	0	0	0	0	0	0	0	0	72
27	Priest Holmes (1997-2000)	11	10	1	0	0	0	0	0	0	0	66
28	Justin Forsett (2014-16)	10	10	0	0	0	0	0	0	1	0	62
29	Kamar Aiken (2014-16)	10	0	9	1	0	0	0	0	0	0	60
30	Steve Hauschka (2008-09)	0	0	0	0	27	28	10	15	0	0	57
31	Bam Morris (1996-97)	9	8	1	0	0	0	0	0	0	0	54
32	Mike Wallace (2016-17)	8	0	8	0	0	0	0	0	1	0	50
33	Patrick Johnson (1998-2001, 2005)	8	0	7	1	0	0	0	0	0	0	48
	Jacoby Jones (2012-14)	8	0	3	5	0	0	0	0	0	0	48
	Terrance West (2015-17)	8	7	1	0	0	0	0	0	0	0	48
	Daniel Wilcox (2004-08)	8	0	8	0	0	0	0	0	0	0	48
37	Floyd Turner (1996, 1998)	7	0	7	0	0	0	0	0	2	0	46
38	Marlon Brown (2013-15)	7	0	7	0	0	0	0	0	1	0	44
	Chester Taylor (2002-05)	7	4	3	0	0	0	0	0	1	0	44
40	Marquise Brown (2019)	7	0	7	0	0	0	0	0	0	0	42
	Ed Dickson (2010-13)	7	0	7	0	0	0	0	0	0	0	42
	Eric Green (1996-98)	7	0	7	0	0	0	0	0	0	0	42
	Chris McAlister (1999-2008)	7	0	0	7	0	0	0	0	0	0	42
	Chris Moore (2016-19)	7	0	4	3	0	0	0	0	0	0	42
	Errict Rhett (1998-99)	7	5	2	0	0	0	0	0	0	0	42
	Shannon Sharpe (2000-01)	7	0	7	0	0	0	0	0	0	0	42
	Brandon Stokley (1999-2002, 2013)	7	0	7	0	0	0	0	0	0	0	42
48	Kyle Juszczyk (2013-16)	6	1	5	0	0	0	0	0	1	0	38
49	Crockett Gillmore (2014-17)	6	0	6	0	0	0	0	0	0	0	36
	Marcus Robinson (2003)	6	0	6	0	0	0	0	0	0	0	36
	Willie Snead IV (2018-19)	6	0	6	0	0	0	0	0	0	0	36
52	Earnest Byner (1996-97)	5	4	1	0	0	0	0	0	1	0	32
	Clarence Moore (2004-06)	5	0	5	0	0	0	0	0	1	0	32
	Adalius Thomas (2000-06)	5	0	0	5	0	0	0	0	0	1	32
55	Jason Brookins (2001)	5	5	0	0	0	0	0	0	0	0	30
	John Brown (2018)	5	0	5	0	0	0	0	0	0	0	30
	Kenneth Dixon (2016-18)	5	4	1	0	0	0	0	0	0	0	30
	Terry Jones (2002-05)	5	0	5	0	0	0	0	0	0	0	30
	Bernard Pierce (2012-14)	5	5	0	0	0	0	0	0	0	0	30
	Lorenzo Taliaferro (2014-16)	5	5	0	0	0	0	0	0	0	0	30
	Rod Woodson (1998-2001)	5	0	0	5	0	0	0	0	0	0	30
62	Gus Edwards (2018-19)	4	4	0	0	0	0	0	0	1	0	26
63	Justin Armour (1999)	4	0	4	0	0	0	0	0	0	0	24
	Obafemi Ayanbadejo (1999-2001)	4	2	2	0	0	0	0	0	0	0	24
	Michael Campanaro (2014-17)	4	1	2	1	0	0	0	0	0	0	24
	Owen Daniels (2014)	4	0	4	0	0	0	0	0	0	0	24
	Randy Hymes (2002-05)	4	0	4	0	0	0	0	0	0	0	24
	Alan Ricard (2001-05)	4	2	0	2	0	0	0	0	0	0	24
	Musa Smith (2003-07)	4	4	0	0	0	0	0	0	0	0	24
	Benjamin Watson (2016-17)	4	0	4	0	0	0	0	0	0	0	24
	Demetrius Williams (2006-09)	4	0	4	0	0	0	0	0	0	0	24
72	Ray Lewis (1996-2012)	3	0	0	3	0	0	0	0	0	1	20
	Terrell Suggs (2003-18)	3	0	0	3	0	0	0	0	0	1	20



ALL-TIME SCORING [CONT'D]

RK	NAME (SEASONS)	TOUCHDOWNS				PATS		FIELD GOALS			PTS	
		TOTAL	RUN	REC	RET	MADE	ATT	MADE	ATT	2PT		
74	Terry Allen (2001)	3	3	0	0	0	0	0	0	0	0	18
	Miles Boykin (2019)	3	0	3	0	0	0	0	0	0	0	18
	Stoney Case (1999)	3	3	0	0	0	0	0	0	0	0	18
	Dallas Clark (2013)	3	0	3	0	0	0	0	0	0	0	18
	Michael Crabtree (2018)	3	0	3	0	0	0	0	0	0	0	18
	Devard Darling (2004-07)	3	0	3	0	0	0	0	0	0	0	18
	Yamon Figurs (2007-08)	3	0	1	2	0	0	0	0	0	0	18
	T.J. Houshmandzadeh (2010)	3	0	3	0	0	0	0	0	0	0	18
	Hayden Hurst (2018-19)	3	0	3	0	0	0	0	0	0	0	18
	Dawan Landry (2006-10)	3	0	0	3	0	0	0	0	0	0	18
	Jeremy Maclin (2017)	3	0	3	0	0	0	0	0	0	0	18
	Breshad Perriman (2015-17)	3	0	3	0	0	0	0	0	0	0	18
	Patrick Ricard (2017-19)	3	0	3	0	0	0	0	0	0	0	18
	B.J. Sams (2004-07)	3	1	0	2	0	0	0	0	0	0	18
	Jimmy Smith (2011-19)	3	0	0	3	0	0	0	0	0	0	18
	Lardarius Webb (2009-17)	3	0	0	3	0	0	0	0	0	0	18
	Chad Williams (2002-05)	3	0	0	3	0	0	0	0	0	0	18
	Maxx Williams (2015-18)	3	0	3	0	0	0	0	0	0	0	18
92	Nick Boyle (2015-19)	2	0	2	0	0	0	0	0	2	0	16
93	Vinny Testaverde (1996-97)	2	2	0	0	0	0	0	0	1	0	14
	Tavon Young (2016-19)	2	0	0	2	0	0	0	0	1	0	14
95	Kyle Boller (2003-07)	2	2	0	0	0	0	0	0	0	0	12
	Tandon Doss (2011-13)	2	0	1	1	0	0	0	0	0	0	12
	Sam Gash (2000-02)	2	0	2	0	0	0	0	0	0	0	12
	Jay Graham (1997-99)	2	2	0	0	0	0	0	0	0	0	12
	Corey Harris (1998-2001)	2	0	0	2	0	0	0	0	0	0	12
	Justice Hill (2019)	2	2	0	0	0	0	0	0	0	0	12
	Will Hill III (2014-15)	2	0	0	2	0	0	0	0	0	0	12
	Marlon Humphrey (2017-19)	2	0	0	2	0	0	0	0	0	0	12
	Jarret Johnson (2003-11)	2	0	0	2	0	0	0	0	0	0	12
	Ron Johnson (2002-03)	2	0	1	1	0	0	0	0	0	0	12
	Brian Kinchen (1996-98)	2	0	2	0	0	0	0	0	0	0	12
	Vonta Leach (2011-13)	2	1	1	0	0	0	0	0	0	0	12
	C.J. Mosley (2014-18)	2	0	0	2	0	0	0	0	0	0	12
	Ovie Mughelli (2003-06)	2	0	2	0	0	0	0	0	0	0	12
	Jonathan Ogden (1996-07)	2	0	2	0	0	0	0	0	0	0	12
	Marcus Peters (2019)	2	0	0	2	0	0	0	0	0	0	12
	Roosevelt Potts (1998)	2	0	2	0	0	0	0	0	0	0	12
	Seth Roberts (2019)	2	0	2	0	0	0	0	0	0	0	12
	Troy Smith (2007-09)	2	2	0	0	0	0	0	0	0	0	12
	Darren Waller (2015-17)	2	0	2	0	0	0	0	0	0	0	12
	Kelley Washington (2009)	2	0	2	0	0	0	0	0	0	0	12
	Ricky Williams (2011)	2	2	0	0	0	0	0	0	0	0	12
117	Jameel McClain (2008-13)	1	0	0	1	0	0	0	0	0	2	10
118	Chuck Evans (1999-2000)	1	0	1	0	0	0	0	0	1	0	8
	Shayne Graham (2011)	0	0	0	0	2	2	2	2	0	0	8
	Sam Koch (2006-19)	1	1	0	0	0	0	0	0	1	0	8
121	Anthony Allen (2011-12)	1	1	0	0	0	0	0	0	0	0	6
	Mike Anderson (2006-07)	1	1	0	0	0	0	0	0	0	0	6
	Herman Arvie (1996)	1	0	1	0	0	0	0	0	0	0	6
	Jeff Blake (2002)	1	1	0	0	0	0	0	0	0	0	6
	Tyus Bowser (2017-19)	1	0	0	1	0	0	0	0	0	0	6
	Lamont Brightful (2002-03)	1	0	0	1	0	0	0	0	0	0	6
	Mike Caldwell (1996)	1	0	0	1	0	0	0	0	0	0	6
	Kaelin Clay (2015-16)	1	0	0	1	0	0	0	0	0	0	6
	Kenyon Cotton (1997-98)	1	1	0	0	0	0	0	0	0	0	6
	Randall Cunningham (2001)	1	1	0	0	0	0	0	0	0	0	6
	Greg DeLong (1999)	1	0	1	0	0	0	0	0	0	0	6
	Darnell Dinkins (2004-05)	1	0	1	0	0	0	0	0	0	0	6
	Dwan Edwards (2004-09)	1	0	0	1	0	0	0	0	0	0	6
	Chris Givens (2015)	1	0	1	0	0	0	0	0	0	0	6
	Elvis Grbac (2001)	1	1	0	0	0	0	0	0	0	0	6
	Kevin Johnson (2004)	1	0	1	0	0	0	0	0	0	0	6
	Cyrus Jones (2018-19)	1	0	0	1	0	0	0	0	0	0	6
	James Jones (1996-98)	1	0	1	0	0	0	0	0	0	0	6
	John Jones (2000-03)	1	0	1	0	0	0	0	0	0	0	6
	Antonio Langham (1996-97)	1	0	0	1	0	0	0	0	0	0	6
	Jim Leonhard (2008)	1	0	0	1	0	0	0	0	0	0	6
	Chris Matthews (2015-17)	1	0	1	0	0	0	0	0	0	0	6
	Vince Mayle (2017)	1	1	0	0	0	0	0	0	0	0	6
	Steve McNair (2006-07)	1	1	0	0	0	0	0	0	0	0	6
	Haloti Ngata (2006-14)	1	0	0	1	0	0	0	0	0	0	6
	Ronnie Prude (2006-07)	1	0	0	1	0	0	0	0	0	0	6



ALL-TIME SCORING [CONT'D]

RK	NAME (SEASONS)	TOUCHDOWNS				PATS		FIELD GOALS		2PT	S	PTS
		TOTAL	RUN	REC	RET	MADE	ATT	MADE	ATT			
	Bobby Rainey (2017)	1	0	0	1	0	0	0	0	0	0	6
	David Reed (2010-12)	1	0	0	1	0	0	0	0	0	0	6
	Jordan Richards (2019)	1	0	0	1	0	0	0	0	0	0	6
	James Roe (1996-98)	1	0	1	0	0	0	0	0	0	0	6
	Cory Ross (2006-07)	1	1	0	0	0	0	0	0	0	0	6
	Deion Sanders (2004-05)	1	0	0	1	0	0	0	0	0	0	6
	Jamie Sharper (1997-2001)	1	0	0	1	0	0	0	0	0	0	6
	Daryl Smith (2013-15)	1	0	0	1	0	0	0	0	0	0	6
	Duane Starks (1998-2001)	1	0	0	1	0	0	0	0	0	0	6
	Quinn Sypniewski (2006-07)	1	0	1	0	0	0	0	0	0	0	6
	Tyrod Taylor (2011-14)	1	1	0	0	0	0	0	0	0	0	6
	Eric Weddle (2016-18)	1	0	0	1	0	0	0	0	0	0	6
	Brandon Williams (2013-19)	1	0	0	1	0	0	0	0	0	0	6
	Calvin Williams (1996)	1	0	1	0	0	0	0	0	0	0	6
	Cary Williams (2009-12)	1	0	0	1	0	0	0	0	0	0	6
	Josh Wilson (2010)	1	0	0	1	0	0	0	0	0	0	6
163	Wade Richey (2003-04)	0	0	0	0	0	0	1	2	0	0	3
164	Rob Burnett (1996-2001)	0	0	0	0	0	0	0	0	0	1	2
	Ben Coates (2000)	0	0	0	0	0	0	0	0	1	0	2
	Carwell Gardner (1996)	0	0	0	0	0	0	0	0	1	0	2
	Justin Green (2005-07)	0	0	0	0	0	0	0	0	1	0	2
	Michael McCrary (1997-2002)	0	0	0	0	0	0	0	0	0	1	2

ALL-TIME DEFENSIVE TDs (71 REGULAR SEASON, 5 POSTSEASON)

1996

- LB Mike Caldwell 45 INT return; 11/24 vs. Jax.

1997

- CB Antonio Langham 40 INT return; 11/30 at Jax.

1998

- S Rod Woodson 60 INT return; 9/13 at NYJ
- S Rod Woodson 18 INT return; 11/8 vs. Oak.

1999

- S Rod Woodson 66 INT return; 11/7 at Cle.
- CB Duane Starks 43 INT return; 11/21 at Cin.
- S Rod Woodson 47 INT return; 12/5 vs. Ten.
- S Corey Harris 24 INT return; 12/19 vs. NO

2000

- CB Chris McAlister 98 INT return; 12/24 vs. NYJ

2000 POSTSEASON

- LB Ray Lewis 50 INT return; 1/7/01 at Ten.
- CB Duane Starks 49 INT return; 1/28/01 vs. NYG

2001

- S Rod Woodson 47 INT return; 12/2 vs. Ind.
- LB Jamie Sharper 8 FR; 1/7/02 vs. Min.

2002

- LB Adalius Thomas 25 INT return; 11/10 vs. Cin.
- S Chad Williams 98 INT return; 12/1 at Cin.

2003

- S Ed Reed 54 INT return; 9/14 vs. Cle.
- CB Chris McAlister 83 INT return; 10/12 at Ari.
- LB Ray Lewis 29 INT return; 11/30 vs. SF
- S Chad Williams 52 INT return; 12/21 at Cle.

2003 POSTSEASON

- S Will Demps 56 INT return; 1/3/04 vs. Ten.

*NFL Record

#Own FR following S Ed Reed fumble after INT

2004 (TIED CHI. FOR NFL LEAD IN DEFENSIVE TDs)

- CB Chris McAlister 51 INT return; 9/19 vs. Pit.
- S Ed Reed 22 FR; 10/10 at Was.
- S Deion Sanders 48 INT return; 10/24 vs. Buf.
- S Ed Reed 106 INT return; 11/7 vs. Cle.
- S Chad Williams 44 INT return; 11/21 vs. Dal.
- CB Chris McAlister 64 FR; 12/5 vs. Cin.#
- OLB Jarret Johnson 6 INT return; 1/2/05 vs. Mia.

2005

- LB Adalius Thomas 20 INT return; 12/4 vs. Hou.
- LB Adalius Thomas 35 FR; 12/19 vs. GB
- LB Adalius Thomas 9 FR; 1/1/06 at Cle.

2006 (RAVENS LED NFL IN DEFENSIVE TDs)

- CB Chris McAlister 60 INT return; 9/10 at TB
- CB Ronnie Prude 12 INT return; 10/29 at NO
- S Dawan Landry 12 INT return; 10/29 at NO
- S Ed Reed 25 INT (CB Samari Rolle lateral); 11/5 vs. Cin
- LB Adalius Thomas 57 FR; 11/26 vs. Pit.
- CB Chris McAlister 31 INT return; 12/31 vs. Buf.

2007

- LB Ray Lewis 35 INT return; 11/18 vs. Cle.

2008

- S Ed Reed 32 INT return; 9/21 vs. Cle.
- OLB Terrell Suggs 44 INT return; 10/19 at Mia.
- OLB Terrell Suggs 42 INT return; 11/2 at Cle.
- S Ed Reed 107 INT return; 11/23 vs. Phi.*
- S Jim Leonhard 35 INT return; 11/30 at Cin.
- S Ed Reed 22 FR; 12/7 vs. Was.

2008 POSTSEASON

- S Ed Reed 64 INT return; 1/4/09 at Mia.

2009

- DE Dwan Edwards FR in end zone; 10/4 at NE
- S Ed Reed 52 INT return; 10/11 vs. Cin.
- S Dawan Landry 48 INT return; 11/16 at Cle.

2010

- LB Ray Lewis 24 INT return; 11/21 at Car.
- S Dawan Landry 23 INT (S Ed Reed lateral); 11/21 at Car.
- CB Josh Wilson 12 INT return in OT; 12/13 at Hou.

2010 POSTSEASON

- DE Cory Redding 13 FR; 1/15/11 at Pit.

2011

- DT Haloti Ngata 28 FR; 9/25 at STL
- LB Jameel McClain 6 FR; 10/2 vs. NYJ
- LB Jarret Johnson 26 FR; 10/2 vs. NYJ
- CB Lardarius Webb 73 INT return; 10/2 vs. NYJ

2012

- S Ed Reed 34 INT return; 9/10 vs. Cin.
- CB Cary Williams 63 INT return; 9/27 vs. Cle.

2013

- LB Daryl Smith 37 INT return; 9/22 vs. Hou.

2014

- S Will Hill III 44 INT return; 11/24 at NO

2015

- **CB Jimmy Smith 24 INT return; 9/13 at Den.**
- LB C.J. Mosley 41 FR; 9/27 vs. Cin.

2016

- **WR Chris Moore 0 FR (muffed punt snap in end zone); 10/23 at NYJ**

2017

- **CB Jimmy Smith 47 FR; 10/8 at Oak.**
- LB C.J. Mosley 63 INT return; 10/26 vs. Mia.
- **CB Jimmy Smith 50 INT return; 10/26 vs. Mia.**
- S Eric Weddle 45 INT return; 12/3 vs. Det.
- **DT Brandon Williams 1 FR; 12/17 at Cle.**

2018

- OLB Terrell Suggs 43 FR; 11/25 vs. Oak.
- **CB Tavon Young 12 FR; 12/2 at Atl.**
- **CB Tavon Young 62 FR; 12/22 at LAC**

2019

- **CB Marcus Peters 67 INT return; 10/20 at Sea.**
- **CB Marlon Humphrey 18 FR; 10/20 at Sea.**
- **CB Marlon Humphrey 70 FR; 11/3 vs. NE**
- **CB Marcus Peters 89 INT return; 11/10 at Cin.**
- **OLB Tyus Bowser 33 FR; 11/10 at Cin.**
- **DB Jordan Richards 0 FR (muffed punt snap in end zone); 12/29 vs. Pit.**

PASSING RECORDS

CAREER PASSING YARDS

RK	NAME (SEASONS)	ATT.	CMP.	PCT.	YDS.	AVG./		PCT	INT.	PCT	SACKS/	YDS.LOST	RATE
						ATT.	TD						
1	Flacco, Joe (2008-18)	5,670	3,499	61.7	38,245	6.75	212	3.7	136	2.4	95t	333/2,360	84.1
2	Boller, Kyle (2003-08)	1,311	746	56.9	7,846	5.98	45	3.4	44	3.4	77t	102/660	71.9
3	Testaverde, Vinny (1996-97)	1,019	596	58.5	7,148	7.01	51	5.0	34	3.3	86t	54/399	82.8
4	Jackson, Lamar (2018-19)	571	364	63.7	4,328	7.58	42	7.4	9	1.6	83t	39/177	104.7
5	McNair, Steve (2006-07)	673	428	63.6	4,163	6.19	18	2.7	16	2.4	87t	25/169	79.9
6	Banks, Tony (1999-2000)	594	319	53.7	3,714	6.25	25	4.2	16	2.7	76t	53/342	75.7
7	Grbac, Elvis (2001)	467	265	56.7	3,033	6.49	15	3.2	18	3.9	77t	28/215	71.1
8	Wright, Anthony (2002-05)	444	258	58.1	2,781	6.26	15	3.4	17	3.8	64	38/272	71.9
9	Zeier, Eric (1996-98)	318	184	57.9	2,367	7.44	12	3.8	5	1.6	92	39/262	87.3
10	Blake, Jeff (2002)	295	165	55.9	2,084	7.06	13	4.4	11	3.7	77t	30/203	77.3
11	Harbaugh, Jim (1998)	293	164	56.0	1,839	6.28	12	4.1	11	3.8	66t	23/145	72.9
12	Dilfer, Trent (2000)	226	134	59.3	1,502	6.65	12	5.3	11	4.9	59t	23/135	76.6
13	Redman, Chris (2000-03)	198	106	53.5	1,111	5.61	7	3.5	5	2.5	36	17/113	71.3
14	Case, Stoney (1999)	170	77	45.3	988	5.81	3	1.8	8	4.7	54t	17/116	50.3
15	Mallett, Ryan (2015-17)	119	70	58.8	648	5.45	4	3.4	3	2.5	39	2/19	74.5
16	Cunningham, Randall (2001)	89	54	60.7	573	6.44	3	3.4	2	2.2	30	12/66	81.3
17	Smith, Troy (2007-09)	89	48	53.9	558	6.27	3	3.4	1	1.1	79t	5/30	79.7
18	Clausen, Jimmy (2015)	85	49	57.6	555	6.53	2	2.4	3	3.5	48t	3/8	70.5
19	Schaub, Matt (2015)	80	52	65.0	540	6.75	3	3.8	4	5.0	48	3/27	76.0
20	Griffin III, Robert (2018-19)	44	25	56.8	246	5.59	1	2.3	2	4.5	39	5/19	61.4
21	Mitchell, Scott (1999)	56	24	42.9	236	4.21	1	1.8	4	7.1	28t	6/30	31.5
22	Taylor, Tyrod (2011-14)	35	19	54.3	199	5.69	0	0.0	2	5.7	25	5/33	47.2
23	Koch, Sam (2006-19)	6	6	100.0	67	11.17	0	0.0	0	0.0	22	0/0	113.2
24	Clayton, Mark (2005-09)	5	2	40.0	32	6.40	1	20.0	0	0.0	32t	0/0	101.7
25	Lewis, Jermaine (1996-2001)	1	1	100.0	3	3.00	0	0.0	0	0.0	3	0/0	79.2
26	Rice, Ray (2008-13)	2	1	50.0	1	0.50	1	50.0	0	0.0	1t	0/0	95.8
	Richardson, Wally (1997-98)	2	1	50.0	1	0.50	0	0.0	0	0.0	1	0/0	56.3
28	Heap, Todd (2001-10)	1	0	0.0	0	0.00	0	0.0	0	0.0	0	0/0	39.6
	Holmes, Priest (1997-2000)	1	0	0.0	0	0.00	0	0.0	1	100.0	0	0/0	0.0
	Hymes, Randy (2002-05)	3	0	0.0	0	0.00	0	0.0	0	0.0	0	0/0	39.6
	Tucker, Justin (2012-19)	1	0	0.0	0	0.00	0	0.0	0	0.0	0	0/0	39.6
	Zastudil, Dave (2002-05)	1	0	0.0	0	0.00	0	0.0	0	0.0	0	0/0	39.6
33	Boldin, Anquan (2010-12)	1	1	100.0	(-6)	-6.00	0	0.0	0	0.0	-6	0/0	79.2
34	Richardson, Kyle (1997-2001)	1	1	100.0	(-11)	-11.00	0	0.0	0	0.0	-11	0/0	79.2

LONGEST PASS PLAYS

95t	Joe Flacco to Mike Wallace vs. Pit., 11/6/16
92	Eric Zeier to Derrick Alexander vs. Sea., 12/7/97
87t	Steve McNair to Mark Clayton at KC, 12/10/06
86t	Vinny Testaverde to Michael Jackson vs. Hou., 12/22/96
83t	Lamar Jackson to Marquise Brown at Mia., 9/8/19
83t	Eric Zeier to Derrick Alexander at Cin., 12/21/97
80t	Joe Flacco to Steve Smith Sr. vs. Cin., 9/7/14
79t	Troy Smith to Derrick Mason at Sea., 12/23/07
77t	Kyle Boller to Demetrius Williams vs. Cle., 12/17/06
77t	Jeff Blake to Jamal Lewis vs. NO, 12/8/02
77t	Elvis Grbac to Qadry Ismail vs. Ten., 10/7/01
76t	Tony Banks to Qadry Ismail at Pit., 12/12/99
76t	Tony Banks to Patrick Johnson vs. Ten., 12/5/99
74	Lamar Jackson to Mark Andrews vs. Oak., 11/25/18
74	Joe Flacco to Torrey Smith at Buf., 9/29/13
74t	Joe Flacco to Torrey Smith at STL, 9/25/11
73t	Kyle Boller to Travis Taylor at Cin., 10/19/03
73	Tony Banks to Billy Davis at Cin., 11/21/99
73t	Eric Zeier to Jermaine Lewis vs. Cin., 9/27/98
72t	Joe Flacco to Derrick Mason vs. Cle., 9/27/09
71	Joe Flacco to John Brown at Pit., 9/30/18
70	Joe Flacco to Mike Wallace at NYG, 10/16/16
70t	Joe Flacco to Mark Clayton at Cin., 11/30/08
70t	Joe Flacco to Demetrius Williams vs. Oak., 10/26/08
68t	Lamar Jackson to Mark Andrews at LAC, 12/22/18
67	Joe Flacco to Donte' Stallworth vs. Pit., 12/5/10
66	Joe Flacco to Mike Wallace vs. Det., 12/3/17
66t	Joe Flacco to Mike Wallace vs. Buf., 9/11/16
66t	Joe Flacco to Jacoby Jones vs. NYJ 11/24/13
66t	Jim Harbaugh to Floyd Turner at Ten., 12/6/98
65t	Joe Flacco to Todd Heap vs. TB, 11/28/10
65t	Steve McNair to Mark Clayton at Ten., 11/12/06
65t	V. Testaverde to Michael Jackson at SF, 11/17/96
64	Anthony Wright to Travis Taylor vs. Cin., 12/7/03
64	Jeff Blake to Travis Taylor at Atl., 11/3/02
64	Tony Banks to Patrick Johnson vs. Cin., 12/26/99
64t	Eric Zeier to Jermaine Lewis vs. Pit., 9/6/98
64t	Vinny Testaverde to Derrick Alexander vs. NO, 9/29/96
63	Joe Flacco to Tandon Doss vs. GB, 10/13/13
63	Joe Flacco to Ray Rice at Min., 10/18/09
63	Elvis Grbac to Travis Taylor at Den., 9/30/01
62t	Joe Flacco to Derrick Mason vs. Det., 12/13/09
62t	Kyle Boller to Mark Clayton vs. Car., 10/15/06
61t	Lamar Jackson to Hayden Hurst at Buf., 12/8/19
61t	Joe Flacco to Steve Smith Sr. vs. Car., 9/28/14
61t	Joe Flacco to Dennis Pitta vs. Den., 12/16/12
61	Joe Flacco to Anquan Boldin vs. Pit., 12/5/10
60	Joe Flacco to Torrey Smith vs. NYJ 11/24/13
59	Joe Flacco to Marlon Brown vs. GB, 10/13/13
59t	Trent Dilfer to Shannon Sharpe vs. Dal., 11/19/00
59t	Tony Banks to Qadry Ismail at Pit., 12/12/99
58	Joe Flacco to Ed Dickson vs. Den., 10/10/10
58t	Jim Harbaugh to Jermaine Lewis at SD, 11/15/98
57t	Kyle Boller to Randy Hymes vs. KC, 10/4/04
57t	Elvis Grbac to Qadry Ismail at Ten., 11/12/01
56	Joe Flacco to John Brown vs. NO, 10/21/18
56t	Joe Flacco to Steve Smith Sr. at TB, 10/12/14
56	Joe Flacco to Anquan Boldin vs. Hou., 10/16/11
56t	Joe Flacco to T.J. Houshmandzadeh at Car., 11/21/10
56t	Eric Zeier to Jermaine Lewis at Jax., 9/20/98
56	Jim Harbaugh to Eric Green at Jax., 9/20/98
54	Joe Flacco to Mike Wallace at Oak., 10/8/17
54	Joe Flacco to Mike Wallace vs. Phi., 12/18/16
54	Joe Flacco to Torrey Smith vs. Pit., 11/28/13
54	Joe Flacco to Torrey Smith at SD, 11/25/12
54	Joe Flacco to Mark Clayton vs. Pit., 11/29/09
54	Joe Flacco to Derrick Mason at Ind., 10/12/08
54t	Tony Banks to Qadry Ismail at Pit., 12/12/99
54	Tony Banks to Qadry Ismail vs. Ten., 12/5/99
54t	Stoney Case to Justin Armour at Atl., 10/3/99
54t	Vinny Testaverde to Michael Jackson vs. Jax., 8/31/97
53t	Joe Flacco to Breshad Perriman vs. Mia., 12/4/16
53	Joe Flacco to Mike Wallace at NYJ, 10/23/16
53	Joe Flacco to Torrey Smith vs. Cle., 12/28/14
53t	Joe Flacco to Mark Clayton vs. Phi., 11/23/08
53	Kyle Boller to Devard Darling vs. NE, 12/3/07
53t	Tony Banks to Qadry Ismail at Pit., 9/3/00
53	Jim Harbaugh to Jermaine Lewis vs. Ind., 11/29/98
53	Jim Harbaugh to Michael Jackson at GB, 10/25/98
53	Vinny Testaverde to Derrick Alexander vs. Pit., 12/1/96
52	Joe Flacco to Mike Wallace at Oak., 10/8/17
52t	Joe Flacco to Steve Smith Sr. vs. Oak., 10/2/16
52	Joe Flacco to Torrey Smith vs. Cin., 9/10/12
52	Joe Flacco to Ray Rice vs. NYJ, 10/2/11
52	Kyle Boller to Mark Clayton vs. NE, 12/3/07
52	Kyle Boller to Clarence Moore at Phi., 10/31/04
52t	Vinny Testaverde to Bam Morris at Jax., 11/10/96
52t	Stoney Case to Patrick Johnson at Atl., 10/3/99
51	Lamar Jackson to Mark Andrews vs. Hou., 11/17/19
51	Joe Flacco to Torrey Smith vs. Hou., 10/16/11
50	Lamar Jackson to Miles Boykin at Sea., 10/20/19
50t	Lamar Jackson to Willie Snead IV vs. Cle., 9/29/19
50t	Joe Flacco to Steve Smith Sr. vs. Cin., 9/27/15
50t	Anthony Wright to Marcus Robinson vs. Sea., 11/23/03

ALL 300-YARD GAMES

429	Vinny Testaverde vs. STL, 10/27/96 (31 of 51)
389	Joe Flacco at STL, 9/25/11 (27 of 48)
385	Joe Flacco at Min., 10/18/09 (28 of 43)
384	Joe Flacco at Oak., 9/20/15 (32 of 45)
382	Joe Flacco vs. NE, 9/23/12 (28 of 39)
381	Joe Flacco vs. Mia., 12/4/16 (36 of 47)
376	Joe Flacco at Cin., 9/13/18 (32 of 55)
373	Steve McNair at Ten., 11/12/06 (29 of 47)
366	Vinny Testaverde vs. Jax., 11/24/96 (31 of 50)
363	Joe Flacco at Pit., 9/30/18 (28 of 42)
362	Joe Flacco vs. Cin., 9/27/15 (32 of 49)
362	Joe Flacco at Den., 9/5/13 (34 of 62)
356	Joe Flacco vs. Cle., 9/27/12 (28 of 46)
355	Joe Flacco at SD, 11/25/12 (30 of 51)
353	Vinny Testaverde vs. NE, 10/6/96 (29 of 45)
349	Eric Zeier at Cin., 12/21/97 (28 of 41)
347	Joe Flacco at Buf., 9/29/13 (25 of 50)
345	Joe Flacco vs. Cin., 9/7/14 (35 of 62)
343	Joe Flacco vs. Cle., 9/18/15 (33 of 53)
342	Joe Flacco vs. GB, 10/13/13 (20 of 34)
342	Joe Flacco vs. Cle., 9/27/09 (25 of 35)
341	Joe Flacco vs. Cle., 11/11/12 (21 of 33)
338	Vinny Testaverde at Den., 10/20/96 (27 of 45)
336	Joe Flacco vs. Ari., 10/30/11 (31 of 51)
336	Jeff Blake at Pit., 12/29/02 (19 of 26)
332	Tony Banks vs. Ten., 12/5/99 (18 of 31)
331	Vinny Testaverde vs. Mia., 10/19/97 (32 of 47)
327	Joe Flacco vs. Car., 9/28/14 (22 of 31)
326	Elvis Grbac at Cin., 9/23/01 (33 of 63)
324	Lamar Jackson at Mia., 9/8/19 (17 of 20)
324	Joe Flacco at NE, 12/12/16 (37 of 52)
322	Vinny Testaverde vs. Jax., 8/31/97 (24 of 41)
319	Joe Flacco vs. SD, 11/1/15 (25 of 37)
319	Anthony Wright vs. Sea., 11/23/03 (20 of 37)
318	Vinny Testaverde at Ten., 9/21/97 (23 of 37)
316	Joe Flacco vs. Jax., 11/11/12 (15 of 34)
316	Jeff Blake vs. NO, 12/8/02 (18 of 39)
312	Joe Flacco vs. Cle., 12/28/14 (22 of 36)
309	Joe Flacco vs. NYG, 12/23/12 (25 of 36)
308	Matt Schaub at Mia., 12/6/15 (32 of 46)
307	Joe Flacco at NYG, 10/16/16 (26 of 48)
307	Joe Flacco vs. KC, 9/13/09 (26 of 43)
307	Steve McNair at Cle., 9/30/07 (34 of 53)
307	Vinny Testaverde vs. Hou., 12/22/96 (23 of 32)
306	Joe Flacco at TB, 10/12/14 (21 of 28)
305	Joe Flacco vs. Hou., 10/16/11 (20 of 33)
303	Joe Flacco at Pit., 11/2/14 (30 of 45)
302	Joe Flacco at Cle., 9/18/16 (25 of 45)
302	Kyle Boller at Cin., 10/19/03 (15 of 27)
302	Eric Zeier vs. Sea., 12/7/97 (17 of 28)
301	Joe Flacco at Car., 11/21/10 (24 of 33)
300	Joe Flacco at Pit., 11/6/11 (28 of 47)

Current Ravens in Bold



Joe Flacco

PASSING RECORDS

PASSING RECORDS

HIGHEST QUARTERBACK PASSER RATING

CAREER (MIN. 400 ATT.)

104.7 Lamar Jackson (2018-19)
84.1 Joe Flacco (2008-18)
82.8 Vinny Testaverde (1996-97)

SEASON (MIN. 300 ATT.)

113.3 Lamar Jackson (2019)
93.6 Joe Flacco (2010)
91.0 Joe Flacco (2014)

GAME (MIN. 15 ATT.)

158.3 Lamar Jackson (11/10/19 at Cin.)
Lamar Jackson (9/8/19 at Mia.)
149.7 Joe Flacco (10/12/14 at TB)
139.4 Lamar Jackson (11/25/19 at LAR)
139.2 Lamar Jackson (11/17/19 vs. Hou.)

MOST PASS ATTEMPTS

CAREER

5,670 Joe Flacco (2008-18)
1,311 Kyle Boller (2003-08)
1,019 Vinny Testaverde (1996-97)

SEASON

672 Joe Flacco (2016)
614 Joe Flacco (2013)
554 Joe Flacco (2014)

GAME

63 Elvis Grbac (9/23/01 at Cin.)
62 Joe Flacco (9/7/14 vs. Cin.)
Joe Flacco (9/5/13 at Den.)

MOST PASS COMPLETIONS

CAREER

3,499 Joe Flacco (2008-18)
746 Kyle Boller (2003-08)
596 Vinny Testaverde (1996-97)

SEASON

436 Joe Flacco (2016)
362 Joe Flacco (2013)
352 Joe Flacco (2017)

GAME

37 Joe Flacco (12/12/16 at NE)
36 Joe Flacco (12/4/16 vs. Mia.)
35 Joe Flacco (9/7/14 vs. Cin.)
34 4 times, last Joe Flacco (11/5/17 at Ten.)

MOST PASSING YARDAGE

CAREER

38,245 Joe Flacco (2008-18)
7,846 Kyle Boller (2003-08)
7,148 Vinny Testaverde (1996-97)

SEASON

4,317 Joe Flacco (2016)
4,177 Vinny Testaverde (1996)
3,986 Joe Flacco (2014)

GAME

429 Vinny Testaverde (10/27/96 vs. STL - OT)
389 Joe Flacco (9/25/11 at STL)
385 Joe Flacco (10/18/09 at Min.)
384 Joe Flacco (9/20/15 at Oak.)

MOST 400-YARD PASSING GAMES

CAREER

1 Vinny Testaverde (1996-97)

SEASON

1 Vinny Testaverde (1996)

MOST 300-YARD PASSING GAMES

CAREER

32 Joe Flacco (2008-18)
8 Vinny Testaverde (1996-97)
2 Steve McNair (2006-07)
Jeff Blake (2002)
Eric Zeier (1996-97)

SEASON

5 Joe Flacco (2015, 2014, 2012)
Vinny Testaverde (1996)
4 Joe Flacco (2016, 2011)
3 Joe Flacco (2013, 2009)
Vinny Testaverde (1997)
2 Joe Flacco (2018); Jeff Blake (2002);
Eric Zeier (1997)

LONGEST COMPLETION

95t Joe Flacco to Mike Wallace (11/6/16 vs. Pit.)
92 Eric Zeier to Derrick Alexander
(12/7/97 vs. Sea.)
87t Steve McNair to Mark Clayton
(12/10/06 at KC)

HIGHEST COMPLETION PERCENTAGE

CAREER (MIN. 400 ATT.)

63.7 Lamar Jackson (2018-19)
63.6 Steve McNair (2006-07)
61.7 Joe Flacco (2008-18)

SEASON (MIN. 225 ATT.)

66.1 Lamar Jackson (2019)
64.9 Joe Flacco (2016)
64.4 Joe Flacco (2015)

GAME (MIN. 15 ATT.)

88.2 Lamar Jackson (11/10/19 at Cin.), 15 of 17
85.0 Lamar Jackson (9/8/19 at Mia.), 17 of 20
80.0 Joe Flacco (11/1/09 vs. Den.), 20 of 25
Elvis Grbac (10/21/01 at Cle.), 16 of 20
Elvis Grbac (9/9/01 vs. Chi.), 24 of 30

HIGHEST AVERAGE GAIN PER ATTEMPT

CAREER (MIN. 400 ATT.)

7.58 Lamar Jackson (2018-19)
7.01 Vinny Testaverde (1996-97)
6.75 Joe Flacco (2008-18)

SEASON (MIN. 225 ATT.)

7.80 Lamar Jackson (2019)
7.61 Vinny Testaverde (1996)
7.41 Joe Flacco (2010)

GAME (MIN. 15 ATT.)

16.20 Lamar Jackson (9/8/19 at Mia.), 20-324
13.12 Lamar Jackson (11/10/19 at Cin.), 17-223
12.92 Jeff Blake (12/29/02 at Pit.), 26-336

MOST TOUCHDOWNS PASSING

CAREER

212 Joe Flacco (2008-18)
51 Vinny Testaverde (1996-97)
45 Kyle Boller (2003-08)

SEASON

36 Lamar Jackson (2019)
33 Vinny Testaverde (1996)
27 Joe Flacco (2014)
25 Joe Flacco (2010)

GAME

5 Lamar Jackson (12/12/19 vs. NYJ)
Lamar Jackson (11/25/19 at LAR)
Lamar Jackson (9/8/19 at Mia.)
Joe Flacco (10/12/14 at TB)
Tony Banks (9/10/00 vs. Jax.)
4 7 times, last by Lamar Jackson
(11/17/19 vs. Hou.)

MOST GAMES, 4 OR MORE TD PASSES

CAREER

4 Lamar Jackson (2018-19)
3 Joe Flacco (2008-18)
2 Tony Banks (1999-2000)
1 Kyle Boller (2003-08)
Anthony Wright (2002-05)
Vinny Testaverde (1996-97)

SEASON

4 Lamar Jackson (2019)
1 Joe Flacco (2016, 2014, 2009)
Kyle Boller (2004)
Anthony Wright (2003)
Tony Banks (2000, 1999)
Vinny Testaverde (1996)

MOST GAMES, 3 OR MORE TD PASSES

CAREER

17 Joe Flacco (2008-18)
10 Vinny Testaverde (1996-97)
8 Lamar Jackson (2018-19)
5 Kyle Boller (2003-08)

SEASON

8 Lamar Jackson (2019)
7 Vinny Testaverde (1996)
3 Joe Flacco (2012, 2010)
Kyle Boller (2005)
Tony Banks (1999)

MOST CONSECUTIVE GAMES, 3 OR MORE TD PASSES

4 Vinny Testaverde (5th-8th, 1996)
3 Lamar Jackson (13th-15th, 2019)
Lamar Jackson (9th-11th, 2019)
Tony Banks (12th-14th, 1999)

MOST CONSECUTIVE GAMES, TD PASSES

13 Vinny Testaverde (13th-16th, 1996 - 1st-9th, 1997)
*11 Joe Flacco (2nd-10th, 2015 - 1st-2nd, 2016)
10 Joe Flacco (6th-15th, 2010)
Vinny Testaverde (2nd-11th, 1996)
9 Joe Flacco (12th-16th, 2017 - 1st-4th, 2018)

MOST CONSECUTIVE PASSES ATTEMPTED NOT INTERCEPTED

248 Lamar Jackson (11/25/18-9/29/19)
181 Lamar Jackson (10/6/19-12/8/19)
176 Joe Flacco (9/25/16-10/23/16)
175 Eric Zeier (11/9/97-9/20/98)
162 Steve McNair (11/12/06-12/24/06)

MOST CONSECUTIVE PASSES COMPLETED

21 Joe Flacco (9/25/16 at Jax.)
16 Lamar Jackson (11/3/19 vs. NE - 11/10/19 at Cin.)
14 Joe Flacco (11/1/09 vs. Den.)
13 Lamar Jackson (11/17/19 vs. Hou.)
12 Lamar Jackson (11/7/19 vs. Hou. - 11/25/19 at LAR)
Joe Flacco (9/9/18 vs. Buf.)
Matt Schaub (12/6/15 at Mia.)
Joe Flacco (10/5/08 vs. Ten.)
11 Joe Flacco (10/21/18 vs. NO - 10/28/18 at Car.)
Joe Flacco (9/7/14 vs. Cin. - 9/11/14 vs. Pit.)
Joe Flacco (10/12/08 at Ind.)

MOST PASSES HAD INTERCEPTED

CAREER

136 Joe Flacco (2008-18)
44 Kyle Boller (2003-08)
34 Vinny Testaverde (1996-97)

SEASON

22 Joe Flacco (2013)
19 Vinny Testaverde (1996)
18 Elvis Grbac (2001)

GAME

5 Joe Flacco (9/29/13 at Buf.)
4 Joe Flacco (9/19/10 at Cin.)
Elvis Grbac (11/18/01 vs. Cle.)
Vinny Testaverde (11/3/96 vs. Cin.)

MOST PASS ATTEMPTS, NO INTERCEPTIONS

GAME

52 Joe Flacco (10/2/16 vs. Oak.)
51 Joe Flacco (11/25/12 at SD - OT)
50 Vinny Testaverde (11/24/96 vs. Jax.)
48 Joe Flacco (10/16/16 at NYG)
Joe Flacco (9/25/11 at STL)

LOWEST PCT. PASSES HAD INTERCEPTED

CAREER (MIN. 400 ATT.)

1.6 Lamar Jackson (2018-19)
2.4 Joe Flacco (2008-18)
Steve McNair (2006-07)
2.7 Tony Banks (1999-2000)

SEASON (MIN. 225 ATT.)

1.5 Lamar Jackson (2019)
1.6 Joe Flacco (2018)
1.9 Joe Flacco (2012)
2.0 Joe Flacco (2010)

MOST TIMES SACKED

CAREER

333 Joe Flacco (2008-18)
102 Kyle Boller (2003-08)
54 Vinny Testaverde (1996-97)

SEASON

48 Joe Flacco (2013)
40 Joe Flacco (2010)
36 Joe Flacco (2009)

GAME

7 Jeff Blake (11/17/02 at Mia.)
Tony Banks (11/21/99 at Cin.)
Eric Zeier (12/21/97 at Cin.)

* Flacco missed the final 6 games of 2015 on IR

RECEIVING RECORDS

TOP 10 CAREER RECEIVING YARDS

RANK	NAME (SEASONS)	REC	YDS	AVG	LG	TD
1	Mason, Derrick (2005-10)	471	5,777	12.3	79t	29
2	Heap, Todd (2001-10)	467	5,492	11.8	65t	41
3	Smith, Torrey (2011-14)	213	3,591	16.9	74t	30
4	Clayton, Mark (2005-09)	234	3,116	13.3	87t	12
5	Rice, Ray (2008-13)	369	3,034	8.2	63	6
6	Ismail, Qadry (1999-2001)	191	2,819	14.8	77t	18
7	Taylor, Travis (2000-04)	204	2,758	13.5	73t	15
8	Boldin, Anquan (2010-12)	186	2,645	14.2	61	14
9	Jackson, Michael (1996-98)	183	2,596	14.2	86t	18
10	Smith Sr., Steve (2014-16)	195	2,534	13.0	80t	14

RECEIVING RECORDS

MOST RECEPTIONS

CAREER

471	Derrick Mason (2005-10)
467	Todd Heap (2001-10)
369	Ray Rice (2008-13) - RB

SEASON

103	Derrick Mason (2007)
86	Dennis Pitta (2016)
	Derrick Mason (2005)
80	Derrick Mason (2008)
79	Steve Smith Sr. (2014)

GAME

13	Steve Smith Sr. (9/27/15 vs. Cin.)
	Priest Holmes (10/11/98 vs. Ten.) - RB
12	Javorius Allen (12/6/15 at Mia.) - RB
11	Dennis Pitta (1/11/17 at Cin.)
	Derrick Mason (10/7/07 at SF)
10	Mike Wallace (10/23/16 at NYJ)
	Steve Smith Sr. (9/20/15 at Oak.)
	Dennis Pitta (9/7/14 vs. Cin.)
	Ed Dickson (11/13/11 at Sea.)
	Ray Rice (10/18/09 at Min.) - RB
	Derrick Mason (9/30/07 at Cle.)
	Floyd Turner (12/13/98 vs. Min.)

MOST SEASONS, 50 OR MORE RECEPTIONS

6	Derrick Mason (2005-10)
5	Ray Rice (2009-13) - RB
	Todd Heap (2009, 2006, 2005, 2003, 2002)
3	Anquan Boldin (2010-12)

MOST CONSECUTIVE GAMES W/ A RECEPTION

74	Todd Heap (2002-07)
46	Derrick Mason (2006-09)
43	Anquan Boldin (2010-12)

MOST RECEIVING YARDAGE

CAREER

5,777	Derrick Mason (2005-10), 471 rec.
5,492	Todd Heap (2001-10), 467 rec.
3,591	Torrey Smith (2011-14), 213 rec.

SEASON

1,201	Michael Jackson (1996), 76 rec.
1,128	Torrey Smith (2013), 65 rec.
1,105	Qadry Ismail (1999), 68 rec.

GAME

258	Qadry Ismail (12/12/99 at Pit.), 6 rec.
198	Derrick Alexander (12/1/96 vs. Pit.), 7 rec.
186	Steve Smith Sr. (9/27/15 vs. Cin.), 13 rec.

MOST RECEIVING YARDAGE IN A HALF

210	Qadry Ismail (12/12/99 at Pit.), 4 rec.
166	Derrick Alexander (12/1/96 vs. Pit.), 5 rec.
150	Steve Smith Sr. (9/22/15 vs. Cin.), 8 rec.
147	Marquise Brown (9/8/19 at Mia.), 4 rec.
144	Torrey Smith (9/25/11 at STL), 4 rec.

MOST SEASONS, 1,000 OR MORE YARDS, RECEIVING

4	Derrick Mason (2009, 2008, 2007, 2005)
2	Qadry Ismail (2001, 1999)
	Derrick Alexander (1997, 1996)

MOST 100-YARD RECEIVING GAMES

CAREER

9	Mark Clayton (2005-09)
8	Steve Smith Sr. (2014-16)
7	Derrick Mason (2005-10)
6	Torrey Smith (2011-14)
	Anquan Boldin (2010-12)
	Derrick Alexander (1996-97)

SEASON

4	Steve Smith Sr. (2014)
	Mark Clayton (2006)
	Michael Jackson (1996)
3	Steve Smith Sr. (2015)
	Anquan Boldin (2010)
	Qadry Ismail (1999)
	Derrick Alexander (1997, 1996)

MOST CONSECUTIVE GAMES, AT LEAST 100 YARDS, RECEIVING

3	Qadry Ismail (1999)
2	Mark Andrews (2019)
	Mike Wallace (2016)
	Steve Smith Sr. (2015, 2014)
	Torrey Smith (2013)
	Floyd Turner (1998, 1996)
	Michael Jackson (1997, 1996)

LONGEST PASS RECEPTION

95t	Mike Wallace (11/6/16 vs. Pit.)
92	Derrick Alexander (12/7/97 vs. Sea.)
87t	Mark Clayton (12/10/06 at KC)

AVERAGE GAIN PER RECEPTION

CAREER (MIN. 60 RECEPTIONS)

16.9	Torrey Smith (2011-14), 213-3,591
16.6	Derrick Alexander (1996-97), 127-2,108
16.0	Demetrius Williams (2006-09), 63-1,008

SEASON (MIN. 25 RECEPTIONS)

19.1	Jermaine Lewis (1998), 41-784
18.1	Patrick Johnson (1999), 29-526
17.7	Derrick Alexander (1996), 62-1,099

GAME (MIN. 3 RECEPTIONS)

44.3	Mike Wallace (10/8/17 at Oak.), 3-133
43.0	Qadry Ismail (12/12/99 at Pit.), 6-258
38.7	John Brown (9/30/18 at Pit.), 3-116

MOST TD RECEPTIONS

CAREER

41	Todd Heap (2001-10)
30	Torrey Smith (2011-14)
29	Derrick Mason (2005-10)

SEASON

14	Michael Jackson (1996)
11	Torrey Smith (2014)
10	Mark Andrews (2019)
	Derrick Alexander (1997, 1996)
8	Torrey Smith (2012)
7	Marquise Brown (2019)
	Marlon Brown (2013)
	Dennis Pitta (2012)
	Torrey Smith (2011)
	Derrick Mason (2010, 2009)
	Anquan Boldin (2010)
	Todd Heap (2005)
	Qadry Ismail (2001)

GAME

4	Marcus Robinson (11/23/03 vs. Sea.)
3	Torrey Smith (9/25/11 at STL)
	Anquan Boldin (9/26/10 vs. Cle.)
	Qadry Ismail (12/12/99 at Pit.)
	Michael Jackson (12/22/96 vs. Hou.)
2	45 times, last by Mark Andrews (12/22/19 at Cle.)

MOST CONSECUTIVE GAMES, TD RECEPTIONS

5	Michael Jackson (1996, 7th-11th games)
4	Derrick Alexander (1997, 6th-9th games)
3	Todd Heap (2006, 2nd-4th games)

ALL 100-YARD GAMES

258	Qadry Ismail at Pit., 12/12/99 (6 rec.)
198	Derrick Alexander vs. Pit., 12/1/96 (7 rec.)
186	Steve Smith Sr. vs. Cin., 9/27/15 (13 rec.)
166	Torrey Smith at Buf., 9/29/13 (5 rec.)
165	Torrey Smith vs. Cin., 11/20/11 (6 rec.)
164	Mark Clayton at Cin., 11/30/08 (5 rec.)
152	Torrey Smith at STL, 9/25/11 (5 rec.)
150	Steve Smith Sr. at Oak., 9/20/15 (10 rec.)
150	Derrick Alexander vs. Sea., 12/7/97 (6 rec.)
150	Michael Jackson vs. Jax., 11/24/96 (9 rec.)
147	Marquise Brown at Mia., 9/8/19 (4 rec.)
147	Floyd Turner vs. Min., 12/13/98 (10 rec.)
146	Todd Heap at Pit., 12/29/02 (7 rec.)
145	Anquan Boldin vs. Ari., 10/30/11 (7 rec.)
144	Torrey Smith at SD, 11/25/12 (7 rec.)
143	Michael Jackson vs. Jax., 8/31/97 (8 rec.)
142	Anquan Boldin vs. Cle., 9/26/10 (8 rec.)
142	Derrick Mason vs. Ind., 11/22/09 (9 rec.)
139	Steve Smith Sr. vs. Car., 9/28/14 (7 rec.)
138	Travis Taylor at Cin., 10/19/03 (4 rec.)
137	Steve Smith Sr. at SF, 10/18/15 (7 rec.)
137	Derrick Mason at Pit., 9/29/08 (8 rec.)
136	Derrick Mason at Cle., 11/2/08 (9 rec.)
134	John Brown vs. NO, 10/21/18 (7 rec.)
133	Mike Wallace at Oak., 10/8/17 (3 rec.)
132	Anquan Boldin vs. Hou., 10/16/11 (8 rec.)
132	Derrick Mason at Cle., 9/24/06 (7 rec.)
131	Anquan Boldin vs. Cle., 9/27/12 (9 rec.)
131	Marcus Robinson vs. Sea., 11/23/03 (7 rec.)
129	Mark Clayton vs. Pit., 11/29/09 (7 rec.)
129	Todd Heap at Cin., 10/19/03 (7 rec.)
129	Qadry Ismail at Ten., 11/12/01 (8 rec.)
128	Kamar Aiken vs. KC, 12/20/15 (8 rec.)
128	Mark Clayton vs. Jax., 12/28/08 (4 rec.)
128	Michael Jackson vs. NE, 10/6/96 (8 rec.)
127	Torrey Smith vs. NE, 9/23/12 (6 rec.)
127	Travis Taylor at Atl., 11/3/02 (4 rec.)
126	Derrick Alexander at Den., 10/20/96 (6 rec.)
125	Dennis Pitta vs. Den., 12/16/12 (7 rec.)
125	Mark Clayton at Ten., 11/12/06 (7 rec.)
124	Mike Wallace vs. Pit., 11/6/16 (4 rec.)
124	Jermaine Lewis at Ten., 9/21/97 (8 rec.)
123	Derrick Alexander vs. NE, 10/6/96 (6 rec.)
122	Jermaine Lewis vs. Cin., 9/27/98 (4 rec.)
121	Torrey Smith at Mia., 10/6/13 (6 rec.)
120	Mike Wallace at NYJ, 10/23/16 (10 rec.)
118	Anquan Boldin vs. Pit., 12/5/10 (5 rec.)
118	Derrick Mason vs. Cle., 9/27/09 (5 rec.)
118	Steve Smith Sr. vs. Cin., 9/7/14 (7 rec.)
117	Ray Rice at Min., 10/18/09 (10 rec.)
117	Jermaine Lewis at Jax., 9/20/98 (4 rec.)
117	Michael Jackson vs. Hou., 12/22/96 (5 rec.)
116	John Brown at Pit., 9/30/18 (3 rec.)
116	Mike Wallace vs. Det., 12/3/17 (5 rec.)
115	Qadry Ismail vs. NO, 12/19/99 (7 rec.)
114	Patrick Johnson at NE, 1/2/00 (9 rec.)
113	Qadry Ismail vs. Ten., 12/5/99 (5 rec.)
113	Michael Jackson vs. STL, 10/27/96 (7 rec.)
112	Mark Andrews vs. Ari., 9/15/19 (8 rec.)
112	Mark Clayton at KC, 12/10/06 (5 rec.)
111	Steve Smith Sr. vs. Oak., 10/2/16 (8 rec.)
111	Derrick Alexander at Cin., 12/21/97 (5 rec.)
110	Steve Smith Sr. at TB, 10/12/14 (5 rec.)
110	Anquan Boldin at NYJ, 9/13/10 (7 rec.)
110	Todd Heap vs. GB, 12/19/05 (9 rec.)
108	Mark Andrews at Mia., 9/8/19 (8 rec.)
108	Mark Clayton at Pit., 12/24/06 (7 rec.)
108	Jamal Lewis vs. NO, 12/8/02 (4 rec.)
108	Floyd Turner at Ten., 12/6/98 (4 rec.)
108	Floyd Turner vs. STL, 10/27/96 (6 rec.)
107	Javorius Allen at Mia., 12/6/15 (12 rec.)
107	Mark Clayton vs. Cin., 11/11/07 (8 rec.)
107	Devard Darling vs. Cle., 11/18/07 (4 rec.)
105	Mark Clayton at Den., 12/11/05 (7 rec.)
105	Jermaine Lewis vs. Mia., 10/19/97 (6 rec.)
104	Shannon Sharpe vs. Ten., 10/22/00 (8 rec.)
104	Derrick Alexander vs. Cin., 9/7/97 (8 rec.)
104	Floyd Turner vs. Cin., 11/3/96 (6 rec.)
103	Jacoby Jones vs. NYJ, 11/24/13 (4 rec.)
103	Derrick Mason vs. Min., 12/25/05 (9 rec.)
102	Dennis Pitta at Cle., 9/18/16 (9 rec.)
102	Marcus Robinson vs. Pit., 12/28/03 (6 rec.)
102	Qadry Ismail at Pit., 9/3/00 (7 rec.)
101	Crockett Gillmore vs. STL, 11/22/15 (5 rec.)
101	Steve Smith Sr. at Cle. 9/21/14 (5 rec.)
101	Mark Clayton vs. Car., 10/15/06 (5 rec.)
101	Shannon Sharpe vs. Dal., 11/19/00 (5 rec.)
100	Derrick Mason at NE, 10/17/10 (8 rec.)
100	Demetrius Williams vs. Cle., 12/17/06 (2 rec.)

Current Ravens in Bold

RUSHING RECORDS

TOP 10 CAREER RUSHING YARDS

RANK	NAME (SEASONS)	ATT	YDS	AVG	LG	TD
1	Lewis, Jamal (2000-06)	1,822	7,801	4.3	82t	45
2	Rice, Ray (2008-13)	1,430	6,180	4.3	70t	37
3	McGahee, Willis (2007-10)	673	2,802	4.2	77t	31
4	Holmes, Priest (1997-2000)	459	2,102	4.6	72	10
5	Forsett, Justin (2014-16)	417	2,005	4.8	52	10
6	Jackson, Lamar (2018-19)	323	1,901	5.9	47t	12
7	Taylor, Chester (2002-05)	373	1,599	4.3	52	4
8	Morris, Byron "Bam" (1996-97)	376	1,511	4.0	25	8
9	Edwards, Gus (2018-19)	270	1,429	5.3	63t	4
10	Collins, Alex (2017-18)	326	1,384	4.3	50	13

RUSHING RECORDS

MOST RUSHING ATTEMPTS

CAREER	SEASON	GAME
1,822 Jamal Lewis (2000-06)	387 Jamal Lewis (2003)	36 Priest Holmes (11/22/98 at Cin.) Bam Morris (10/26/97 at Was.)
1,430 Ray Rice (2008-13)	314 Jamal Lewis (2006)	35 Jay Graham (11/16/97 vs. Phi. - OT)
673 Willis McGahee (2007-10)	309 Jamal Lewis (2000)	

MOST YARDAGE

CAREER	SEASON	GAME
7,801 Jamal Lewis (2000-06)	2,066 Jamal Lewis (2003)	295 Jamal Lewis (9/14/03 vs. Cle.)
6,180 Ray Rice (2008-13)	1,364 Ray Rice (2011)	227 Priest Holmes (11/22/98 at Cin.)
2,802 Willis McGahee (2007-10)	1,339 Ray Rice (2009)	205 Jamal Lewis (12/21/03 at Cle.)
	1,327 Jamal Lewis (2002)	204 Ray Rice (12/4/11 at Cle.)
	1,266 Justin Forsett (2014)	191 Ray Rice (1/1/12 at Cin.)

MOST 100-YARD RUSHING GAMES

CAREER	SEASON	GAME
30 Jamal Lewis (2000-06)	12 Jamal Lewis (2003)	295 Jamal Lewis (9/14/03 vs. Cle.)
18 Ray Rice (2008-13)	6 Ray Rice (2011)	227 Priest Holmes (11/22/98 at Cin.)
9 Willis McGahee (2007-10)	5 Lamar Jackson (2019)**	205 Jamal Lewis (12/21/03 at Cle.)
	Justin Forsett (2014)	204 Ray Rice (12/4/11 at Cle.)
	Willis McGahee (2007)	191 Ray Rice (1/1/12 at Cin.)
	Jamal Lewis (2002)	
	Jamal Lewis (2000)	
	4 Mark Ingram II (2019)	
	Ray Rice (2012, 2009)	
	Jamal Lewis (2004)	
	Errict Rhett (1999)	
	Priest Holmes (1998)	

**NFL record by a QB

LONGEST RUNS

82t Le'Ron McClain at Dal., 12/20/08	59 Ray Rice vs. Cin., 11/20/11
82t Jamal Lewis vs. Cle., 9/14/03	59t Ray Rice vs. Det., 12/13/09
78 Bernard Pierce vs. NYG, 12/23/12	56 Priest Holmes at Cin., 11/22/98
77t Willis McGahee at Oak., 1/3/10	55 Moe Williams vs. Ind., 12/2/01
77t Willis McGahee at Dal., 12/20/08	53 Mark Ingram II vs. NE, 11/4/19
75t Jamal Lewis at Cin., 9/26/04	53 Ray Rice at STL, 9/25/11
75 Jamal Lewis at Cle., 10/6/02	52 Justin Forsett at TB, 10/12/14
72t Jamal Lewis at Cle., 12/21/03	52 Ray Rice vs. Det., 12/13/09
72 Priest Holmes vs. Ten., 12/5/99	52 Jamal Lewis vs. Cle., 12/17/06
70t Ray Rice at Cin., 1/1/12	52 Jamal Lewis at Ari., 10/12/03
67 Ray Rice at Cle., 12/4/11	52t Errict Rhett at Cle., 11/7/99
64t Priest Holmes at Pit., 12/12/99	52 Chester Taylor vs. Cle., 10/16/05
63t Gus Edwards vs. Hou., 11/17/19	51t Ray Rice at Cin., 1/1/12
63t Jamal Lewis vs. Cle., 9/14/03	50 Alex Collins vs. Pit., 10/1/17
60 Anthony Levine Sr. at Mia., 9/8/19 (fake punt)	50 Ray Rice vs. NO., 12/19/10
60 Ray Rice at Cle., 11/2/08	50 Ray Rice at NE, 10/4/09

ALL 100-YARD GAMES

295 Jamal Lewis vs. Cle., 9/14/03 (30 car.)
227 Priest Holmes at Cin., 11/22/98 (36 car.)
205 Jamal Lewis at Cle., 12/21/03 (22 car.)
204 Ray Rice at Cle., 12/4/11 (29 car.)
191 Ray Rice at Cin., 1/1/12 (24 car.)
187 Jamal Lewis at Cle., 10/6/02 (26 car.)
187 Jamal Lewis vs. Dal., 11/19/00 (28 car.)
186 Jamal Lewis at Cin., 9/26/04 (18 car.)
182 Justin Forsett at NO., 11/24/14 (22 car.)
180 Jamal Lewis vs. Cin., 12/7/03 (30 car.)
176 Bam Morris at Was., 10/26/97 (36 car.)
173 Priest Holmes vs. Cin., 9/27/98 (27 car.)
170 Jamal Lewis vs. Cle., 11/26/00 (30 car.)
167 Willis McGahee at Oak., 1/3/10 (16 car.)
167 Jamal Lewis vs. Mia., 1/2/05 (34 car.)
166 Ray Rice vs. Det., 12/13/09 (13 car.)
154 Ray Rice at Cle., 11/2/08 (21 car.)
154 Jay Graham vs. Phi., 11/16/97 (35 car.)
153 Ray Rice vs. NO., 12/19/10 (31 car.)
152 Lamar Jackson vs. Cin., 10/13/19 (19 car.)
150 Justin Forsett at Pit., 10/1/15 (27 car.)
149 Earnest Byner vs. NO., 9/29/96 (24 car.)
141 Ray Rice at Pit., 12/27/09 (30 car.)
139 Le'Ron McClain at Dal., 12/20/08 (22 car.)
139 Chester Taylor vs. Cin., 12/5/04 (23 car.)
138 Willis McGahee vs. NE, 12/3/07 (30 car.)
136 Errict Rhett at Atl., 10/3/99 (27 car.)
135 Jamal Lewis vs. Cin., 11/10/02 (21 car.)
134 Jamal Lewis vs. Den., 10/26/03 (32 car.)
133 Ray Rice vs. Den., 10/10/10 (27 car.)
133 Terry Allen vs. Min., 1/7/02 (23 car.)
132 Jamal Lewis at SD, 9/21/03 (23 car.)
132 Priest Holmes vs. Det., 12/27/98 (28 car.)
131 Ray Rice at Chi., 11/17/13 (25 car.)
131 Jamal Lewis at Ari., 10/12/03 (21 car.)
130 Gus Edwards vs. Pit., 12/29/19 (21 car.)
130 Jamal Lewis at Ind., 12/19/04 (20 car.)
130 Priest Holmes at Pit., 12/12/99 (18 car.)
130 Bam Morris at NYJ, 11/2/97 (31 car.)
126 Jamal Lewis at Ari., 12/17/00 (29 car.)
125 Jamal Lewis at Oak., 12/14/03 (24 car.)
123 Bernard Pierce vs. NYG, 12/23/12 (14 car.)
121 Justin Forsett vs. Cle., 10/11/15 (21 car.)
121 Ray Rice at Was., 12/9/12 (20 car.)
121 Jamal Lewis at Cin., 12/1/02 (22 car.)
120 Lamar Jackson vs. Ari., 9/15/19 (16 car.)
120 Alex Collins at Pit., 12/10/17 (18 car.)
119 Lamar Jackson vs. Cin., 11/18/18 (26 car.)
119 Justin Forsett vs. Cle., 12/28/14 (17 car.)
119 Jamal Lewis vs. Jax., 10/20/02 (28 car.)
119 Priest Holmes at Pit., 9/3/00 (27 car.)
118 Gus Edwards vs. Oak., 11/25/18 (23 car.)
117 Kenneth Dixon vs. Cle., 12/30/18 (12 car.)
117 Jamal Lewis vs. Sea., 11/23/03 (26 car.)
117 Errict Rhett at Cle., 11/7/99 (17 car.)
117 Bam Morris at Cin., 12/8/96 (21 car.)
116 Lamar Jackson at Sea., 10/20/19 (14 car.)
116 Jamal Lewis at Was., 10/10/04 (28 car.)
116 Jamal Lewis vs. Cin., 9/24/00 (25 car.)
115 Mark Ingram II vs. NE, 11/3/19 (15 car.)
115 Gus Edwards vs. Cin., 11/18/18 (17 car.)
115 Jamal Lewis vs. KC, 9/28/03 (26 car.)
114 Willis McGahee at Buf., 10/21/07 (19 car.)
114 Jamal Lewis vs. Pit., 12/28/03 (27 car.)
113 Alex Collins vs. Mia., 10/26/17 (18 car.)
113 Terrance West vs. Oak., 10/2/16 (21 car.)
113 Jamal Lewis at Cin., 11/27/05 (23 car.)
113 Errict Rhett vs. Cle., 9/26/99 (22 car.)
112 Gus Edwards vs. Hou., 11/17/19 (8 car.)
112 Willis McGahee at Hou., 11/9/08 (25 car.)
112 Justin Forsett vs. Ten., 11/9/14 (20 car.)
111 Mark Ingram II at LAR, 11/25/19 (15 car.)
111 Justin Forsett at TB, 10/12/14 (14 car.)
111 Jamal Lewis at STL, 11/9/03 (27 car.)
111 Moe Williams vs. Ind., 12/2/01 (24 car.)
109 Jamal Lewis vs. Cle., 12/17/06 (22 car.)
109 Jamal Lewis at NO., 10/29/06 (31 car.)
109 Jamal Lewis at Cin., 11/5/00 (22 car.)
109 Bam Morris at Jax., 11/10/96 (26 car.)
108 Ray Rice vs. KC, 9/13/09 (19 car.)
108 Willis McGahee at Dal., 12/20/08 (8 car.)
108 Terry Allen vs. Ten., 10/7/01 (22 car.)
107 Mark Ingram II at Mia., 9/8/19 (14 car.)
107 Ray Rice vs. NYG, 12/23/12 (24 car.)
107 Ray Rice vs. Pit., 9/11/11 (19 car.)
106 Justin Forsett vs. SD, 11/30/14 (24 car.)
105 Willis McGahee at Mia., 10/19/08 (19 car.)
105 Jamal Lewis vs. GB, 12/19/05 (22 car.)
104 Gus Edwards vs. TB, 12/16/18 (19 car.)
104 Ray Rice vs. Cin., 11/20/11 (20 car.)
104 Willis McGahee at Mia., 12/16/07 (29 car.)
104 Willis McGahee at Cle., 9/30/07 (14 car.)
104 Chester Taylor vs. NYG, 12/12/04 (25 car.)
103 Lamar Jackson at Cle., 12/22/19 (17 car.)
103 Mark Ingram II at KC, 9/22/19 (16 car.)
103 Ray Rice vs. Ind., 12/11/11 (26 car.)
103 Ray Rice at NE, 10/4/09 (11 car.)
103 Priest Holmes vs. Ind., 11/29/98 (22 car.)
102 Ray Rice at KC, 10/7/12 (17 car.)
102 Willis McGahee vs. Cle., 11/18/07 (21 car.)
101 Lamar Jackson vs. SF, 12/1/19 (16 car.)
101 Ray Rice vs. NE, 9/23/12 (20 carries)
101 Ray Rice vs. Hou., 10/16/11 (23 carries)
101 Jamal Lewis at Cin., 10/19/03 (19 car.)
101 Errict Rhett vs. Pit., 9/19/99 (22 car.)
100 Jamal Lewis vs. Cle., 12/22/02 (21 car.)
100 Priest Holmes vs. Ten., 12/5/99 (9 car.)
100 Bam Morris vs. Pit., 12/1/96 (28 car.)

Current Ravens in Bold

SCRIMMAGE/COMBINED YARDS

TOP 10 CAREER SCRIMMAGE YARDS

RANK	NAME (SEASONS)	RUSH	RUSH YDS	REC	REC YDS	TOTAL ATT	SCRM YDS
1	Rice, Ray (2008-13)	1,430	6,180	369	3,034	1,799	9,214
2	Lewis, Jamal (2000-06)	1,822	7,801	160	1,365	1,982	9,166
3	Mason, Derrick (2005-10)	3	1	471	5,777	474	5,778
4	Heap, Todd (2001-10)	8	61	467	5,492	475	5,553
5	Smith, Torrey (2011-14)	7	48	213	3,591	220	3,639
6	McGahee, Willis (2007-10)	673	2,802	96	544	769	3,346
7	Clayton, Mark (2005-09)	25	112	234	3,116	259	3,228
8	Taylor, Travis (2000-04)	29	224	204	2,758	233	2,982
9	Ismail, Qadry (1999-2001)	1	4	191	2,819	192	2,823
10	Holmes, Priest (1997-2000)	459	2,102	88	585	547	2,687

SCRIMMAGE YARDS RECORDS

MOST ATTEMPTS

CAREER	SEASON	GAME
1,982 Jamal Lewis (2000-06)	413 Jamal Lewis (2003)	40 Jay Graham (11/16/97 vs. Phi.)
1,799 Ray Rice (2008-13)	370 Ray Rice (2010)	38 Bam Morris (10/26/97 at Was.)
769 Willis McGahee (2007-10)	367 Ray Rice (2011)	36 Ray Rice (12/19/10 vs. NO)
	355 Jamal Lewis (2002)	Ray Rice (10/17/10 at NE)
		Priest Holmes (11/22/98 at Cin.)

MOST YARDAGE GAINED

CAREER	SEASON	GAME
9,214 Ray Rice (2008-13)	2,271 Jamal Lewis (2003)	295 Jamal Lewis (9/14/03 vs. Cle.)
9,166 Jamal Lewis (2000-06)	2,068 Ray Rice (2011)	258 Qadry Ismail (12/12/99 at Pit.)
5,778 Derrick Mason (2005-10)	2,041 Ray Rice (2009)	233 Ray Rice (12/19/10 vs. NO)
	1,776 Ray Rice (2010)	

TOP 10 CAREER COMBINED YARDS

RECEIVING, RUSHING, KICKOFF RETURN, PUNT RETURN AND FUMBLE RECOVERY YARDS

RANK	NAME (SEASONS)	NO	YDS	AVG	TD
1	Rice, Ray (2008-13)	1,807	9,377	5.2	43
2	Lewis, Jamal (2000-06)	1,982	9,166	4.6	47
3	Lewis, Jermaine (1996-2001)	532	8,001	15.0	22
4	Mason, Derrick (2005-10)	474	5,778	12.2	29
5	Heap, Todd (2001-10)	475	5,553	11.7	41
6	Jones, Jacoby (2012-14)	269	4,904	18.2	8
7	Sams, B.J. (2004-07)	264	4,502	17.1	3
8	Smith, Torrey (2011-14)	221	3,663	16.6	30
9	Taylor, Chester (2002-05)	523	3,273	6.3	7
10	Clayton, Mark (2005-09)	266	3,270	12.3	14

COMBINED YARDS RECORDS

RECEIVING, RUSHING, KICKOFF RETURN, PUNT RETURN AND FUMBLE RECOVERY YARDS

MOST ATTEMPTS

CAREER	SEASON	GAME
1,982 Jamal Lewis (2000-06)	413 Jamal Lewis (2003)	40 Jay Graham (11/16/97 vs. Phi.)
1,807 Ray Rice (2008-13)	370 Ray Rice (2010)	38 Bam Morris (10/26/97 at Was.)
551 Priest Holmes (1997-2000)	367 Ray Rice (2011)	36 Ray Rice (12/19/10 vs. NO)
	355 Jamal Lewis (2002)	Ray Rice (10/17/10 at NE)
		Priest Holmes (11/22/98 at Cin.)

MOST YARDAGE GAINED

CAREER	SEASON	GAME
9,377 Ray Rice (2008-13)	2,271 Jamal Lewis (2003)	308 Jermaine Lewis (12/7/97 vs. Sea.)
9,166 Jamal Lewis (2000-06)	2,068 Ray Rice (2011)	295 Jamal Lewis (9/14/03 vs. Cle.)
8,001 Jermaine Lewis (1996-2001)	2,043 Ray Rice (2009)	258 Qadry Ismail (12/12/99 at Pit.)
	2,025 Jermaine Lewis (1997)	

YARDS FROM SCRIMMAGE [ALL 150-YARD GAMES]

295	Jamal Lewis vs. Cle., 9/14/03
258	Qadry Ismail at Pit., 12/12/99
233	Ray Rice vs. NO, 12/19/10
232	Jamal Lewis at Cin., 9/26/04
227	Priest Holmes at Cin., 11/22/98
226	Jamal Lewis at Cle., 12/21/03
219	Ray Rice vs. Det., 12/13/09
214	Ray Rice at Cle., 12/4/11
213	Jamal Lewis at Cle., 10/6/02
207	Jamal Lewis vs. Dal., 11/19/00
199	Ray Rice at Cin., 11/1/12
198	Derrick Alexander vs. Pit., 12/1/96
194	Ray Rice at Min., 10/18/09
190	Justin Forsett at NO, 11/24/14
186	Steve Smith Sr. vs. Cin., 9/27/15
184	Bam Morris at Was., 10/26/97
182	Bam Morris at Jax., 11/10/96
180	Ray Rice vs. Mia., 11/7/10
180	Jamal Lewis vs. Cin., 12/7/03
179	Jamal Lewis at Cin., 11/5/00
178	Priest Holmes vs. Cin., 9/27/98
176	Ray Rice at Cle., 11/2/08
170	Javorius Allen at Mia., 12/6/15
170	Justin Forsett vs. Cle., 10/11/15
170	Jamal Lewis vs. Cle., 11/26/00
169	Jay Graham vs. Phi., 11/16/97
167	Jamal Lewis vs. Mia., 1/2/05
167	Willis McGahee at Oak., 1/3/10
166	Alex Collins at Pit., 12/10/17
166	Torrey Smith at Buf., 9/29/13
166	Travis Taylor at Atl., 11/3/02
165	Torrey Smith vs. Cin., 11/20/11
164	Ray Rice at SD, 11/25/12
164	Ray Rice at STL, 9/25/11
164	Mark Clayton at Cin., 11/30/08
164	Chester Taylor vs. Cin., 12/5/04
162	Torrey Smith at STL, 9/25/11
162	Jamal Lewis vs. Den., 10/26/03
161	Ray Rice vs. Hou., 10/16/11
160	Jamal Lewis vs. Sea., 11/23/03
159	Ray Rice vs. Den., 10/10/10
159	Willis McGahee vs. NE, 12/3/07
159	Jamal Lewis vs. KC, 9/28/03
158	Ray Rice vs. NYG, 12/23/12
156	Jamal Lewis vs. NO, 12/8/02
155	Ray Rice at Pit., 12/27/09
155	Ray Rice vs. Pit., 11/29/09
152	Lamar Jackson vs. Cin., 10/13/19
152	Ray Rice at Phi., 9/16/12
152	Willis McGahee at Mia., 10/19/08
152	Ray Rice at NE, 10/4/09
151	Priest Holmes at Pit., 9/3/00
150	Justin Forsett at Pit., 10/1/15
150	Steve Smith Sr. at Oak., 9/20/15
150	Derrick Alexander vs. Sea., 12/7/97
150	Ray Rice vs. NE, 9/23/12
150	Michael Jackson vs. Jax., 11/24/96

Current Ravens in Bold



Ray Rice

INTERCEPTIONS RECORDS

TOP CAREER INTERCEPTIONS

RANK	NAME (SEASONS)	NO	YDS	AVG	LG	TD
1	Reed, Ed (2002-12)	61	1,541	25.3	107t*	7
2	Lewis, Ray (1996-2012)	31	503	16.2	64	3
3	McAlister, Chris (1999-2008)	26	486	18.7	98t	5
4	Starks, Duane (1998-2001)	20	196	9.8	64	1
	Woodson, Rod (1998-2001)	20	380	19.0	66t	5
6	Webb, Lardarius (2009-17)	15	153	10.2	73t	1
7	Smith, Jimmy (2011-19)	14	172	12.3	50t	2
8	Weddle, Eric (2016-18)	10	177	17.7	53	1
9	Mosley, C.J. (2014-18)	9	157	17.4	63t	1
	Landry, Dawan (2006-10)	9	213	23.7	48t	3
11	Langham, Antonio (1996-97)	8	99	12.4	40t	1
	Rolle, Samari (2005-09)	8	76	9.5	44	0
	Williams, Chad (2002-05)	8	320	40.0	98t	3
14	Humphrey, Marlon (2017-19)	7	47	6.7	18	0
	Suggs, Terrell (2003-18)	7	144	20.6	44t	2
16	Carr, Brandon (2017-19)	6	83	13.8	33	0
	Graham, Corey (2012-13)	6	48	8.0	28	0
	Thomas, Adalius (2000-06)	6	120	20.0	32	2
19	Baxter, Gary (2001-04)	5	74	14.8	34	0
	Harris, Corey (1998-2001)	5	69	13.8	42	1
	Moore, Stevon (1996-99)	5	66	13.2	38	0
	Ngata, Haloti (2006-14)	5	84	16.8	60	0
	Sanders, Deion (2004-05)	5	144	28.8	48t	1
	Smith, Daryl (2013-15)	5	40	8.0	37t	1
	Staten, Ralph (1997-98)	5	37	7.4	14	0
	Turner, Eric (1996)	5	1	0.2	1	0

* NFL Record

INTERCEPTIONS RECORDS

MOST INTERCEPTIONS

CAREER	NO	NAME (SEASONS)
61	Ed Reed (2002-12)	
31	Ray Lewis (1996-2012)	
26	Chris McAlister (1999-2008)	
20	Duane Starks (1998-2001)	
	Rod Woodson (1998-2001)	

SEASON	NO	NAME (SEASONS)
9	Ed Reed (2008, 2004)	
8	Ed Reed (2010)	
7	Ed Reed (2007, 2003)	
	Rod Woodson (1999)	
6	Eric Weddle (2017)	
	Ray Lewis (2003)	
	Chris McAlister (2006)	
	Duane Starks (2000)	
	Rod Woodson (1998)	

GAME	NO	NAME (SEASONS)
2	29 times by 16 players, last by Jimmy Smith (12/30/18 vs. Cle.)	

MOST CONSECUTIVE GAMES WITH AN INTERCEPTION

5	Eric Turner (10/27/96-11/24/96)
3	8 times by 5 players, last by Cary Williams (9/27/12-10/14/12)

MOST YARDS GAINED AFTER INTERCEPTIONS

CAREER	YDS	NAME (SEASONS)
1,541	Ed Reed (2002-12)	
503	Ray Lewis (1996-2012)	
486	Chris McAlister (1999-2008)	
380	Rod Woodson (1998-2001)	

SEASON	YDS	NAME (SEASONS)
358	Ed Reed (2004)	
264	Ed Reed (2008)	
195	Rod Woodson (1999)	
183	Ed Reed (2010)	

GAME

150	Ed Reed (11/23/08 vs. Phi.)
106	Ed Reed (11/07/04 vs. Cle.)
98	Chris McAlister (12/24/00 vs. NYJ)
	Chad Williams (12/1/02 at Cin.)

LONGEST INTERCEPTION RETURN

*107t	Ed Reed (11/23/08 vs. Phi.)
106t	Ed Reed (11/7/04 vs. Cle.)
98t	Chris McAlister (12/24/00 vs. NYJ)
	Chad Williams (12/1/02 at Cin.)

HIGHEST AVERAGE ON INTERCEPTION RETURNS

CAREER (MIN. 8 INTs)	AVG	NAME (SEASONS)
40.0	Chad Williams (2002-05, 8-320)	
25.3	Ed Reed (2002-12, 61-1,541)	
23.7	Dawan Landry (2006-10, 9-213)	

MOST TDs ON INTERCEPTION RETURNS

CAREER	NO	NAME (SEASONS)
7	Ed Reed# (2002-12)	
5	Chris McAlister (1999-2008)	
	Rod Woodson (1998-2001)	
3	Three players	

SEASON

2	Marcus Peters (2019)
	Ed Reed (2008)
	Terrell Suggs (2008)
	Chris McAlister (2006)
	Rod Woodson (1999, 1998)

GAME

1	49 times by 25 players, last by Marcus Peters (11/10/19 at Cin.)
---	--

* NFL Record

1 Received Lateral for INT-TD Return, 11/5/06

50-YARD INT RETURNS

107t*	Ed Reed vs. Phi., 11/23/08
106t	Ed Reed vs. Cle., 11/7/04
98t	Chad Williams at Cin., 12/1/02
98t	Chris McAlister vs. NYJ, 12/24/00
94	Chad Williams vs. Buf., 10/24/04
89t	Marcus Peters at Cin., 11/10/19
83t	Chris McAlister at Ari., 10/12/03
78	Ed Reed at NYJ, 11/14/04
73t	Lardarius Webb vs. NYJ, 10/2/11
67t	Marcus Peters at Sea., 10/20/19
66t	Rod Woodson at Cle., 11/7/99
64	Ray Lewis vs. Cin., 12/23/01
64	Duane Starks vs. NYJ, 12/24/00
63t	C.J. Mosley vs. Mia., 10/26/17
63t	Cary Williams vs. Cle., 9/27/12
60t	Chris McAlister at TB, 9/10/06
60	Haloti Ngata at TB, 9/10/06
60	Ray Lewis at STL, 9/12/99
60t	Rod Woodson at NYJ, 9/13/98
59	Eric Reed at Cle., 10/6/02
54	Ronnie Prude vs. Oak., 9/17/06
54	Will Demps vs. Cin., 12/7/03
54t	Ed Reed vs. Cle., 9/14/03
53	Eric Weddle vs. Mia., 12/4/16
52t	Ed Reed vs. Cin., 10/11/09
52t	Chad Williams at Cle., 12/21/03
51t	Chris McAlister vs. Pit., 9/19/04
50t	Jimmy Smith vs. Mia., 10/26/17
50	Ed Reed at Cin., 9/26/04

* NFL Record

Current Ravens in Bold



Ed Reed

TACKLES/SACKS/FUMBLES RECORDS

TACKLES RECORDS

MOST TACKLES

CAREER	
2,643	Ray Lewis (1996-2012)
941	Terrell Suggs (2003-18)
721	Kelly Gregg (2001-10)
661	Ed Reed (2002-12)
574	C.J. Mosley (2014-18)
528	Haloti Ngata (2006-14)
523	Jarret Johnson (2003-11)
522	Jamie Sharper (1997-2001)
508	Bart Scott (2002-08)
502	Peter Boulware (1997-2005)
490	Chris McAlister (1999-2008)
473	Lardarius Webb (2009-17)
472	Ed Hartwell (2001-04)
457	Michael McCrary (1997-2002)
436	Adalius Thomas (2000-06)
387	Dawan Landry (2006-10)
386	Rob Burnett (1996-2001)
371	Daryl Smith (2013-15)
340	Rod Woodson (1998-2001)
338	Jameel McClain (2008-13)

SEASON

225	Ray Lewis (2003)
210	Ray Lewis (1997)
200	Ray Lewis (2004)
198	Ray Lewis (1999)
196	Ray Lewis (2001)

GAME

25	Ray Lewis (9/14/97 at NYG)
23	Ray Lewis (11/18/07 vs. Cle.)
22	Ray Lewis (10/1/06 vs. SD)
	Ray Lewis (12/14/97 vs. Ten.)
20	Ray Lewis (9/30/02 vs. Den.)
	Ray Lewis (10/15/00 at Was.)
19	Ray Lewis (9/30/07 at Cle.)
	Bart Scott (10/1/06 vs. SD)
	Ray Lewis (11/30/03 vs. SF)
	Ray Lewis (9/28/03 vs. KC)
	Ray Lewis (9/15/02 vs. TB)
	Ray Lewis (10/10/99 at Ten.)

LONGEST FUMBLE RETURNS

70t	Marlon Humphrey vs. NE, 11/3/19
62t	Tavon Young at LAC, 12/22/18
59	Kelly Gregg vs. Oak., 9/17/06
57t	Adalius Thomas vs. Pit., 11/26/06
47t	Jimmy Smith at Oak., 10/8/17
43t	Terrell Suggs vs. Oak., 11/25/18
41t	C.J. Mosley vs. Cin., 9/27/15
39	Daryl Smith at Cin., 10/26/14
36	Anthony Pleasant at SF, 11/17/96
35t	Adalius Thomas vs. GB, 12/19/05
33t	Tyus Bowser at Cin., 11/10/19
32	Ed Reed at Pit., 12/24/06
28t	Haloti Ngata at STL, 9/25/11
27	Robert Bailey at Jax., 10/8/00
26	Jarret Johnson vs. NYJ, 10/12/11
24	Terrell Suggs vs. Pit., 9/19/04
22t	Ed Reed vs. Was., 12/7/08
22	Jarret Johnson vs. Phi., 11/23/08
22	Will Demps at Ten., 9/18/05
22	Ed Reed vs. Cin., 12/5/04
22t	Ed Reed at Was., 10/10/04

Current Ravens in Bold

SACKS RECORDS

MOST SACKS

CAREER	
132.5	Terrell Suggs (2003-18)
70.0	Peter Boulware (1997-2005)
51.0	Michael McCrary (1997-2002)
41.5	Ray Lewis (1996-2012)
38.5	Adalius Thomas (2000-06)
SEASON	
17.0	Elvis Dumervil (2014)
15.0	Peter Boulware (2001)
14.5	Michael McCrary (1998)
14.0	Terrell Suggs (2011)
13.0	Trevor Pryce (2006)
12.0	Terrell Suggs (2014 & 2003, rookie)
11.5	Peter Boulware (1997, rookie)
	Michael McCrary (1999)
GAME	
4.0	Peter Boulware (1/7/02 vs. Min.)
	Michael McCrary (11/8/98 vs. Oak.)
3.5	Elvis Dumervil (12/7/14 at Mia.)

3.0	Matthew Judon (11/25/18 vs. Oak.)
	Za'Darius Smith (10/14/18 at Ten.)
	Elvis Dumervil (11/10/13 vs. Cin.)
	Terrell Suggs (10/6/13 at Mia.)
	Terrell Suggs (12/11/11 vs. Ind.)
	Terrell Suggs (11/24/11 vs. SF)
	Terrell Suggs (9/11/11 vs. Pit.)
	Terrell Suggs (12/4/05 vs. Hou.)
	Michael McCrary (12/26/99 vs. Cin.)
	Michael McCrary (11/16/97 vs. Phi.)
	Bennie Thompson (11/10/96 at Jax.)

MOST SACK YARDAGE

CAREER	
944.5	Terrell Suggs (2003-18)
426	Peter Boulware (1997-2005)
350	Michael McCrary (1997-2002)
266	Ray Lewis (1996-2012)

SEASON

127.5	Elvis Dumervil (2014)
120.5	Michael McCrary (1998)
113.5	Trevor Pryce (2006)
97	Terrell Suggs (2003, rookie)
91	Terrell Suggs (2011)

GAME

35	Michael McCrary (11/8/98 vs. Oak.)
29.5	Adalius Thomas (12/2/01 vs. Ind.)
27	Matthew Judon (11/17/19 vs. Hou.)
	Michael McCrary (11/16/97 vs. Phi.)

MOST CONSECUTIVE GAMES WITH A SACK

CAREER	
5	Terrell Suggs (6.5 sacks - 11/5/17-12/10/17)
	Terrell Suggs (7.5 sacks - 11/9/14-12/14/14)
	Terrell Suggs (7 sacks - 9/5/13-10/6/13)
	Paul Kruger (6.5 sacks - 11/11/12-12/9/12)
	Adalius Thomas (5 sacks - 10/9/06-11/12/06)
	Adalius Thomas (5 sacks - 12/4/05-1/1/06)

FUMBLES RECORDS

FUMBLES

CAREER	
80	Joe Flacco (2008-18)
36	Kyle Boller (2003-08)
33	Jamal Lewis (2000-06)
SEASON	
12	Lamar Jackson (2018)
11	Joe Flacco (2011, 2008)
	Kyle Boller (2004)
	Tony Banks (1999)
	Vinny Testaverde (1997)
GAME	
3	11 times, last by Lamar Jackson (12/2/18 at Atl.)

FUMBLES LOST

CAREER	
26	Joe Flacco (2008-18)
22	Jamal Lewis (2000-06)
19	Kyle Boller (2003-08)
10	Vinny Testaverde (1996-97)
SEASON	
7	Steve McNair (2007)
	Kyle Boller (2004)
	Jamal Lewis (2002)
	Vinny Testaverde (1996)
GAME	
3	Steve McNair (9/10/07 at Cin.)
	Vinny Testaverde (11/10/96 at Jax.)

MOST OPPONENT FUMBLES FORCED

CAREER	
37	Terrell Suggs (2003-18)
20	Ray Lewis (1996-2012)
17	Adalius Thomas (2000-06)
SEASON	
7	Terrell Suggs (2011)
6	Terrell Suggs (2005, 2003)
5	Jamie Sharper (2000)
GAME	
3	Terrell Suggs (12/11/11 vs. Ind.)

MOST OPPONENT FUMBLES RECOVERED

CAREER	
20	Ray Lewis (1996-2012)
13	Terrell Suggs (2003-18)
10	Ed Reed (2002-12)
SEASON	
5	Rob Burnett (2000)
4	Adalius Thomas (2005)
	Terrell Suggs (2003)
	Corey Harris (2001)
	Rod Woodson (2000)
GAME	
2	Haloti Ngata (9/11/11 vs. Pit.)
	Ray Lewis (12/28/08 vs. Jax.)
	Kelly Gregg (9/17/06 vs. Oak.)
	Fernando Smith (10/3/99 at Atl.)

LONGEST FUMBLE RETURN (OPP. FUMBLE)

CAREER	
70t	Marlon Humphrey (2017-19)
62t	Tavon Young (2016-19)
59	Kelly Gregg (2001-10)

SEASON

70t	Marlon Humphrey (2019)
62t	Tavon Young (2018)
59	Kelly Gregg (2006)

GAME

70t	Marlon Humphrey (11/3/19 vs. NE)
62t	Tavon Young (12/22/18 at LAC)
59	Kelly Gregg (9/17/06 vs. Oak.)

MOST TDs ON OPP. FUMBLE RECOVERY RETURNS

CAREER	
3	Adalius Thomas (2000-06)
2	Marlon Humphrey (2017-19)
	Tavon Young (2016-19)
	Ed Reed (2002-12)
1	Jordan Richards (2019)
	Tyus Bowser (2017-19)
	Terrell Suggs (2003-18)
	Brandon Williams (2013-19)
	Jimmy Smith (2011-19)
	Chris Moore (2016-19)
	C.J. Mosley (2014-18)
	Dwan Edwards (2004-09)
	Jarret Johnson (2003-11)
	Jameel McClain (2008-13)
	Haloti Ngata (2006-14)
	Jamie Sharper (1997-2001)
SEASON	
2	Marlon Humphrey (2019)
	Tavon Young (2018)
	Adalius Thomas (2005)
1	15 times, last by Jordan Richards (2019)
GAME	
1	21 times, last by Jordan Richards (0 yards) on 12/29/19 vs. Pit.

PUNT RETURN RECORDS

TOP 10 CAREER PUNT RETURN YARDS

RANK	NAME (SEASONS)	NO	FC	YDS	AVG	LG	TD
1	Lewis, Jermaine (1996-2001)	231	72	2,730	11.8	89t	6
2	Sams, B.J. (2004-07)	121	26	1,320	10.9	78t	2
3	Jones, Jacoby (2012-14)	86	35	853	9.9	63t	1
4	Brightful, Lamont (2002-03)	60	30	592	9.9	95t	1
5	Webb, Lardarius (2009-17)	59	63	547	9.3	68t	1
6	Campanaro, Michael (2014-17)	37	25	420	11.4	77t	1
7	Doss, Tandon (2011-13)	27	11	412	15.3	82t	1
8	Jones, Cyrus (2018-19)	30	29	372	12.4	70t	1
9	Figurs, Yamon (2007-08)	39	20	309	7.9	75t	1
10	Carr, Chris (2009-11)	37	19	285	7.7	34	0

PUNT RETURN RECORDS

MOST PUNT RETURNS

CAREER	NAME (SEASONS)
231	Jermaine Lewis (1996-2001)
121	B.J. Sams (2004-07)
86	Jacoby Jones (2012-14)
60	Lamont Brightful (2002-03)

SEASON	NAME (SEASONS)
57	Jermaine Lewis (1999)
55	B.J. Sams (2004)
45	Lamont Brightful (2003)

GAME	NAME (SEASONS)
7	6 times, last by Jacoby Jones (12/23/12 vs. NYG)

MOST FAIR CATCHES

CAREER	NAME (SEASONS)
72	Jermaine Lewis (1996-2001)
63	Lardarius Webb (2009-17)
35	Jacoby Jones (2012-14)
30	Lamont Brightful (2002-03)

SEASON	NAME (SEASONS)
20	Lardarius Webb (2011)
	Lamont Brightful (2003)
19	Cyrus Jones (2018)
18	Michael Campanaro (2017)
	Jermaine Lewis (1999)

GAME	NAME (SEASONS)
5	Yamon Figurs (11/30/08 at Cin.)
4	10 times, last by Cyrus Jones (10/13/19 vs. Cin.)

MOST YARDS GAINED ON PUNT RETURNS

CAREER	NAME (SEASONS)
2,730	Jermaine Lewis (1996-2001)
1,320	B.J. Sams (2004-07)
853	Jacoby Jones (2012-14)

SEASON	NAME (SEASONS)
578	Jermaine Lewis (2000)
575	B.J. Sams (2004)
519	Jermaine Lewis (2001)

GAME

184	Jermaine Lewis (12/7/97 vs. Sea.)
173	Jermaine Lewis (12/24/00 vs. NYJ)
132	Michael Campanaro (10/15/17 vs. Chi.)
121	B.J. Sams (11/19/06 vs. Atl.)

LONGEST PUNT RETURN

95t	Lamont Brightful (11/10/02 vs. Cin.)
89t	Jermaine Lewis (12/24/00 vs. NYJ)
	Jermaine Lewis (12/7/97 vs. Sea.)

HIGHEST AVERAGE

CAREER (MIN. 60 RETURNS)	NAME (SEASONS)
11.8	Jermaine Lewis (1996-2001)
10.9	B.J. Sams (2004-07)
9.9	Jacoby Jones (2012-14)
	Lamont Brightful (2002-03)

SEASON (MIN. 15 RETURNS)	NAME (SEASONS)
16.1	Lamont Brightful (2002)
	Jermaine Lewis (2000)
15.6	Tandon Doss (2013)
	Jermaine Lewis (1997)

GAME (MIN. 3 RETURNS)

43.3	Jermaine Lewis (12/24/00 vs. NYJ)
40.3	B.J. Sams (11/19/06 vs. Atl.)
36.8	Jermaine Lewis (12/7/97 vs. Sea.)

MOST TOUCHDOWNS

CAREER	NAME (SEASONS)
6	Jermaine Lewis (1996-2001)
2	B.J. Sams (2004-07)

SEASON	NAME (SEASONS)
2	B.J. Sams (2004)
	Jermaine Lewis (2000, 1998, 1997)

GAME	NAME (SEASONS)
2	Jermaine Lewis (12/24/00 vs. NYJ)
	Jermaine Lewis (12/7/97 vs. Sea.)

50-YARD PUNT RETURNS

95t	Lamont Brightful vs. Cin., 11/10/02
89t	Jermaine Lewis vs. NYJ, 12/24/00
89t	Jermaine Lewis vs. Sea., 12/7/97
87t	Jermaine Lewis vs. Cin., 9/27/98
82t	Kaelin Clay at Cle., 11/30/15
82t	Tandon Doss vs. Hou., 9/22/13
78t	B.J. Sams at Was., 10/10/04
77t	Michael Campanaro vs. Chi., 10/15/17
75t	Yamon Figurs vs. Ari., 9/23/07
70t	Cyrus Jones vs. Oak., 11/25/18
69t	Jermaine Lewis at NYJ, 9/13/98
68t	Lardarius Webb at Cle., 12/4/11
66t	Jermaine Lewis vs. Sea., 12/7/97
65	B.J. Sams vs. Atl., 11/19/06
63t	Jacoby Jones at Pit., 11/18/12
63t	Ed Reed at Cin., 9/10/07
63	B.J. Sams at Cin., 9/26/04
62	Jermaine Lewis vs. Pit., 12/16/01
59	B.J. Sams vs. Atl., 11/19/06
58t	B.J. Sams vs. KC, 10/4/04
55	Cyrus Jones at KC, 12/9/18
54t	Jermaine Lewis vs. NYJ, 12/24/00
51	Janarion Grant vs. Buf., 9/9/18
51	B.J. Sams vs. Cle., 10/16/05

Current Ravens in Bold



Lardarius Webb

KICK RETURN RECORDS

TOP 10 CAREER KICK RETURN YARDS

RANK	NAME (SEASONS)	NO	YDS	AVG	LG	TD
1	Sams, B.J. (2004-07)	138	3,161	22.9	87	0
2	Lewis, Jermaine (1996-2001)	139	3,153	22.7	76	0
3	Jones, Jacoby (2012-14)	101	3,037	30.1	108t	4
4	Harris, Corey (1998-2001)	123	2,950	24.0	95t	1
5	Figurs, Yamon (2007-08)	75	1,746	23.3	94t	1
6	Brightful, Lamont (2002-03)	63	1,417	22.5	75	0
7	Reed, David (2010-12)	39	1,150	29.5	103t	1
8	Moore, Chris (2016-19)	46	1,080	23.5	87	0
9	Webb, Lardarius (2009-17)	38	985	25.9	95t	1
10	Taylor, Chester (2002-05)	45	937	20.8	54	0

KICKOFF RETURN RECORDS

MOST KICKOFF RETURNS

CAREER

139	Jermaine Lewis (1996-2001)
138	B.J. Sams (2004-07)
123	Corey Harris (1998-2001)

SEASON

59	B.J. Sams (2004)
46	Yamon Figurs (2007)
44	B.J. Sams (2005)

GAME

8	B.J. Sams (11/27/05 at Cin.)
	Corey Harris (12/13/98 vs. Min.)
7	4 times, last by Lardarius Webb (10/18/09 at Min.)

MOST YARDS GAINED ON KICKOFF RETURNS

CAREER

3,161	B.J. Sams (2004-07)
3,153	Jermaine Lewis (1996-2001)
3,037	Jacoby Jones (2012-14)

SEASON

1,251	B.J. Sams (2004)
1,167	Jacoby Jones (2012)
1,138	Yamon Figurs (2007)

GAME

243	Corey Harris (12/13/98 vs. Min.)
233	David Reed (12/13/10 at Hou.)
196	Jacoby Jones (10/21/12 at Hou.)
	Yamon Figurs (12/9/07 vs. Ind.)

LONGEST KICKOFF RETURN

108t	Jacoby Jones (11/2/14 at Pit.)
	Jacoby Jones (10/14/12 vs. Dal.)
105t	Jacoby Jones (11/11/12 vs. Oak.)
103t	David Reed (12/13/10 at Hou.)
97t	Patrick Johnson (12/13/98 vs. Min.)
96t	Bobby Rainey (10/15/17 vs. Chi.)
95t	Lardarius Webb (11/1/09 vs. Den.)
	Corey Harris (12/13/98 vs. Min.)

HIGHEST AVERAGE

CAREER (MIN. 40 RETURNS)

30.1	Jacoby Jones (2012-14), 101-3,037
24.0	Corey Harris (1998-2001), 123-2,950
23.5	Chris Moore (2016-19), 46-1,080
23.3	Yamon Figurs (2007-08), 75-1,746

SEASON (MIN. 20)

30.7	Jacoby Jones (2012), 38-1,167
30.6	Jacoby Jones (2014), 32-978
29.3	David Reed (2010), 21-616
28.8	Jacoby Jones (2013), 31-892

GAME (MIN. 3 RETURNS)

53.0	Jacoby Jones (10/14/12 vs. Dal.), 3-159
47.0	Jacoby Jones (11/2/14 at Pit.), 4-188
46.7	B.J. Sams (12/11/05 at Den.), 3-140
45.0	David Reed (11/21/10 at Car.), 3-135

MOST TOUCHDOWNS

CAREER

4	Jacoby Jones (2012-14)
1	Bobby Rainey (2017)
	Lardarius Webb (2009-17)
	David Reed (2010-12)
	Yamon Figurs (2007-08)
	Corey Harris (1998-2001)
	Patrick Johnson (1998-2001, 2005)

SEASON

2	Jacoby Jones (2012)
1	Bobby Rainey (2017)
	Jacoby Jones (2014)
	Jacoby Jones (2013)
	David Reed (2010)
	Lardarius Webb (2009)
	Yamon Figurs (2007)
	Corey Harris (1998)
	Patrick Johnson (1998)

GAME

1	10 times, last by Bobby Rainey (10/15/17 vs. Chi., 96 yards)
---	--

COMBINED KICK RETURN RECORDS

MOST COMBINED KICK RETURNS

CAREER

370	Jermaine Lewis (1996-2001)
259	B.J. Sams (2004-07)

SEASON

114	B.J. Sams (2004)
84	Jermaine Lewis (2001)

GAME

11	B.J. Sams (11/14/04 at NYJ)
	Lamont Brightful (11/9/03 at STL)

MOST COMBINED KICK RETURN YARDAGE

CAREER

5,883	Jermaine Lewis (1996-2001)
4,481	B.J. Sams (2004-07)
3,890	Jacoby Jones (2012-14)

SEASON

1,826	B.J. Sams (2004)
1,558	Jermaine Lewis (2001)
1,508	Jacoby Jones (2012)

GAME

275	Jermaine Lewis (12/7/97 vs. Sea.)
250	B.J. Sams (10/4/04 vs. KC)
243	Corey Harris (12/13/98 vs. Min.)

MOST COMBINED KICK RETURN TOUCHDOWNS

CAREER

6	Jermaine Lewis, 6 PR (1996-2001)
5	Jacoby Jones, 4 KOR & 1 PR (2012-14)
2	Lardarius Webb, 1 PR & 1 KOR (2009-16)
	Yamon Figurs, 1 PR & 1 KOR (2007)
	B.J. Sams, 2 PR (2004-07)

SEASON

3	Jacoby Jones, 2 KOR & 1 PR (2012)
2	Yamon Figurs, 1 PR & 1 KOR (2007)
	B.J. Sams, 2 PR (2004)
	Jermaine Lewis, 2 PR (2000, 1998, 1997)

GAME

2	Jermaine Lewis, 2 PR (12/24/00 vs. NYJ)
	Jermaine Lewis, 2 PR (12/7/97 vs. Sea.)

LONGEST KICKOFF RETURNS

108t	Jacoby Jones at Pit., 11/2/14
108t	Jacoby Jones vs. Dal., 10/14/12
105t	Jacoby Jones vs. Oak., 11/11/12
103t	David Reed at Hou., 12/13/10
97t	Patrick Johnson vs. Min., 12/13/98
96t	Bobby Rainey vs. Chi., 10/15/17
95t	Lardarius Webb vs. Den., 11/1/09
95t	Corey Harris vs. Min., 12/13/98
94t	Yamon Figurs vs. Ind., 12/9/07
87	Chris Moore vs. Cin., 12/31/17
87	B.J. Sams at Den., 12/11/05
84	David Reed at Car., 11/21/10
77t	Jacoby Jones vs. Min., 12/8/13
77	David Reed at Ten., 9/18/11
76	Jermaine Lewis at Ten., 11/12/01
75	Lamont Brightful vs. SF, 11/30/03
73	Jacoby Jones vs. Pit., 11/28/13
73	Lamont Brightful at Mia., 11/16/03
72	Jacoby Jones vs. SD, 11/30/14
72	B.J. Sams vs. Oak., 9/17/06
68	Lardarius Webb at GB, 12/7/09
66	Corey Harris vs. Jax., 11/28/99
64	B.J. Sams at Ind., 12/19/04
64	Robert Tate vs. Den., 9/30/02
64	Jermaine Lewis vs. Ind., 12/2/01
63	Javin Hunter at Ind., 10/13/02
63	Corey Harris vs. Pit., 9/19/99
61	Yamon Figurs vs. NYJ, 9/16/07
60	Devin Hester Sr. vs. Oak., 10/2/16
59	B.J. Sams vs. Atl., 11/19/06
58	Jacoby Jones at TB, 10/12/14
58	Lamont Brightful vs. Jax., 11/2/03
57	Yamon Figurs at SD, 11/25/07
55	Corey Harris vs. Ind., 11/29/98


LONGEST MISSED FG RETURN

107t	Chris McAlister vs. Den., 9/30/02
------	-----------------------------------

BLOCKED FG RETURN TDs

64t	Will Hill III at Cle., 11/30/15 (block by Brent Urban)
-----	--

Current Ravens in Bold



Jacoby Jones

PUNTING/KICKING RECORDS

CAREER GROSS PUNTING

RANK	NAME (SEASONS)	NO	YDS	AVG	TB	IN 20	LG	NET	BK
1	Koch, Sam (2006-19)	1,046	47,451	45.4	81	405	74	39.5	6
2	Richardson, Kyle (1998-2001)	364	15,069	41.4	35	128	67	35.4	5
3	Zastudil, Dave (2002-05)	327	13,618	41.6	32	89	67	34.8	3
4	Montgomery, Greg (1996-97)	151	6,520	43.2	7	47	67	37.2	1
5	Murphy, Nick (2004)	18	777	43.2	2	6	54	36.6	0
6	Stewart, Kordell (2004-05)	5	177	35.4	0	2	42	31.2	0
7	Stover, Matt (1996-2008)	3	100	33.3	2	1	34	20.0	0
8	Elling, Aaron (2005)	1	32	32.0	0	1	32	32.0	0
9	Boller, Kyle (2003-08)	1	29	29.0	0	0	29	29.0	0

PUNTING RECORDS

MOST PUNTS

CAREER

1,046 Sam Koch (2006-19)
364 Kyle Richardson (1998-2001)
327 Dave Zastudil (2002-05)

SEASON

103 Kyle Richardson (1999)
90 Sam Koch (2013)
89 Dave Zastudil (2003)

GAME

10 Sam Koch (11/05/07 at Pit.)
Nick Murphy (11/28/04 at NE)
Kyle Richardson (12/24/00 vs. NYJ)
Kyle Richardson (9/20/98 at Jax.)

LONGEST PUNT

74 Sam Koch (11/9/08 at Hou.)
73 Sam Koch (11/24/14 at NO)
69 Sam Koch (11/9/14 vs. Ten.)
Sam Koch (10/5/14 at Ind.)
Sam Koch (12/8/13 vs. Min.)
68 Sam Koch (1/1/17 at Cin.)
Sam Koch (10/9/16 vs. Was.)
67 Sam Koch (10/15/17 vs. Chi.)
Sam Koch (9/24/17 at Jax. - London)
Sam Koch (12/6/15 at Mia.)
Sam Koch (10/19/08 at Mia.)
Dave Zastudil (9/28/03 vs. KC)
Kyle Richardson (12/27/98 vs. Det.)
Greg Montgomery (9/29/96 vs. NO)

HIGHEST GROSS PUNTING AVERAGE

CAREER (MIN. 100)

45.4 Sam Koch (2006-19)
43.2 Greg Montgomery (1996-97)
41.6 Dave Zastudil (2002-05)

SEASON (MIN. 40 PUNTS)

47.4 Sam Koch (2018, 2014)
47.1 Sam Koch (2012)
46.7 Sam Koch (2015)

GAME (MIN. 4 PUNTS)

55.0 Sam Koch (10/15/17 vs. Chi.), 7-385
54.7 Sam Koch (12/8/13 vs. Min.), 6-328
53.4 Sam Koch (12/6/15 at Mia.), 5-267
53.0 Sam Koch (12/22/13 vs. NE), 4-212
52.5 Sam Koch (11/11/12 vs. Oak.), 4-210
Dave Zastudil (9/30/02 vs. Den.), 6-315
52.2 Sam Koch (10/24/11 at Jax.), 9-470
Sam Koch (12/20/08 at Dal.), 5-261

HIGHEST NET PUNTING AVERAGE

CAREER (MIN. 100)

39.5 Sam Koch (2006-19)
37.2 Greg Montgomery (1996-97)
35.4 Kyle Richardson (1998-2001)

SEASON (MIN. 40 PUNTS)

43.3 Sam Koch (2014)
42.9 Sam Koch (2015)
40.8 Sam Koch (2012)
40.3 Sam Koch (2017)
39.9 Sam Koch (2016, 2008)

GAME (MIN. 4 PUNTS)

52.5 Sam Koch (11/11/12 vs. Oak.), 4-210
49.2 Sam Koch (10/11/15 vs. Cle.), 6-297
48.9 Sam Koch (10/15/17 vs. Chi.), 7-385
48.8 Sam Koch (12/2/12 vs. Pit.), 5-253
Sam Koch (10/21/12 at Hou.), 5-253
48.3 Sam Koch (9/13/15 at Den.), 6-310
47.8 Sam Koch (11/27/17 vs. Hou.), 6-308
Sam Koch (10/23/16 at NYJ), 6-305
47.6 Sam Koch (9/9/18 vs. Buf.), 5-257

MOST PUNTS INSIDE THE 20

CAREER

405 Sam Koch (2006-19)
128 Kyle Richardson (1998-2001)
89 Dave Zastudil (2002-05)

SEASON

40 Sam Koch (2017)
39 Sam Koch (2010)
Kyle Richardson (1999)
37 Sam Koch (2016)
35 Kyle Richardson (2000)
34 Sam Koch (2008)

GAME

6 Sam Koch (10/7/18 at Cle.)
5 Sam Koch (11/27/17 vs. Hou.)
Sam Koch (11/19/17 at GB)
Sam Koch (11/6/16 vs. Pit.)
Sam Koch (11/2/14 at Pit.)
Sam Koch (12/13/10 at Hou.)
Sam Koch (10/17/10 at NE)
Dave Zastudil (11/17/02 at Mia.)
Kyle Richardson (12/23/01 vs. Cin.)

MOST CONSECUTIVE PUNTS, NONE BLOCKED

376 Sam Koch (9/5/13-12/23/17)
313 Sam Koch (9/13/09-9/5/13)
186 Dave Zastudil (12/15/02-9/11/05)

MOST PUNTS HAD BLOCKED

CAREER

6 Sam Koch (2006-19)
5 Kyle Richardson (1998-2001)
3 Dave Zastudil (2002-05)

SEASON

2 Dave Zastudil (2002)
Kyle Richardson (2001, 1998)

GAME

2 Dave Zastudil (12/8/02 vs. NO)
1 13 times, last by Sam Koch (12/12/19 vs. NYJ)

LONGEST PUNTS

74 Sam Koch at Hou., 11/9/08
73 Sam Koch at NO, 11/24/14
69 Sam Koch vs. Ten., 11/9/14
69 Sam Koch at Ind., 10/5/14
69 Sam Koch vs. Min., 12/8/13
68 Sam Koch at Cin., 1/1/17
68 Sam Koch vs. Was., 10/9/16
67 Sam Koch vs. Chi., 10/15/17
67 Sam Koch at Jax., 9/24/17 - London
67 Sam Koch at Mia., 12/6/15
67 Sam Koch at Mia., 10/19/08
67 Dave Zastudil vs. KC, 9/28/03
67 Kyle Richardson vs. Det., 12/27/98
67 Greg Montgomery vs. NO, 9/29/96
66 Sam Koch vs. Min., 12/8/13
65 Sam Koch at Atl., 12/2/18
65 Sam Koch at NE, 12/12/16
65 Kyle Richardson at Den., 9/30/01
65 Kyle Richardson at Ten., 12/6/98
64 Sam Koch vs. NE, 12/22/13
64 Sam Koch vs. NYJ, 11/24/13
64 Sam Koch vs. STL, 10/14/07
64 Greg Montgomery at Pit., 9/8/96
64 Kyle Richardson at NYJ, 9/13/98
64 Kyle Richardson vs. Ten., 10/11/98
63 Sam Koch vs. Buf., 9/9/18
63 Sam Koch vs. Cle., 9/17/17
63 Sam Koch vs. Cin., 11/27/16
63 Sam Koch at TB, 10/12/14
63 Sam Koch at Cin., 1/1/12
63 Kyle Richardson at NE, 1/2/00
63 Kyle Richardson at STL, 9/12/99
63 Kyle Richardson vs. Oak., 11/8/98

LONGEST FIELD GOALS

61 Justin Tucker at Det., 12/16/13 (game-winner)
57 Justin Tucker at Min., 10/22/17
57 Justin Tucker vs. Cin., 11/27/16
56 Justin Tucker at LAC, 12/22/18
56 Justin Tucker vs. Cin., 11/18/18
56 Justin Tucker at Phi., 9/16/12
56 Wade Richey vs. Cle., 9/14/03
55 Justin Tucker at Cin., 9/13/18
55 Justin Tucker vs. Mia., 10/26/17
55 Justin Tucker vs. Mia., 12/4/16
55 Justin Tucker at NO, 11/24/14
54 Justin Tucker vs. Cin., 11/27/16
54 Justin Tucker at Hou., 10/21/12
54 Steve Hauschka at Hou., 11/9/08
53 Justin Tucker vs. Hou., 11/27/17
53 Justin Tucker vs. Phi., 12/18/16
53 Justin Tucker at Jax., 9/25/16 (game-winner)
53 Justin Tucker at Cin., 10/26/14
53 Justin Tucker at Det., 12/16/13
53 Justin Tucker vs. NYJ, 11/24/13
52 Justin Tucker vs. Den., 9/23/18
52 Justin Tucker vs. Den., 9/23/18
52 Justin Tucker vs. Cin., 11/27/16
52 Justin Tucker at Cle., 9/18/16
52 Justin Tucker at Pit., 10/1/15 (game-winner)
52 Justin Tucker at Den., 9/13/15
52 Justin Tucker at Ind., 10/5/14
52 Justin Tucker at Chi., 11/17/13
52 Matt Stover at Cle., 9/24/06 (game-winner)
51 Justin Tucker vs. Ari., 9/15/19
51 Justin Tucker vs. Det., 12/3/17
51 Justin Tucker at Cle., 11/3/13
51 Justin Tucker at Hou., 10/21/12
51 Justin Tucker at Phi., 9/16/12
51 Billy Cundiff at Pit., 11/6/11
51 Matt Stover at Was., 10/15/00
51 Matt Stover vs. Pit., 10/29/00
51 Matt Stover at Ind., 10/13/02
50 Justin Tucker vs. Chi., 10/15/17
50 Justin Tucker at NE, 12/12/16
50 Justin Tucker at NYJ, 10/23/16
50 Justin Tucker vs. Buf., 9/11/16
50 Justin Tucker at Cin., 1/3/16
50 Justin Tucker vs. Pit., 12/27/15
50 Justin Tucker at Cin., 10/26/14
50 Justin Tucker at Mia., 10/6/13
50 Matt Stover vs. Dal., 11/21/04
50 Matt Stover vs. KC, 10/4/04
50 Matt Stover vs. STL, 10/27/96
50 Matt Stover at Ten., 10/10/99
50 Matt Stover at Cin., 11/21/99 (game-winner)

Current Ravens in Bold

Please see "Scoring Records" on the first page of this section for the Ravens' field goal and PAT records.

TEAM RECORDS

VICTORIES

MOST GAMES WON, SEASON

14 2019
13 2006
12 2011, 2010, 2000
11 2008

MOST CONSECUTIVE GAMES WON

12 2019
8 2000-01 (final 7 through 1st)
7 2000
5 2018-19 (final 3 through 2nd)
2010-11 (final 4 through 1st); 2006

MOST HOME GAMES WON, SEASON

8 2011
7 2019, 2010, 2006, 2003
6 2018, 2016, 2012-14, 2009, 2008, 2005,
2004, 2001, 2000

MOST CONSECUTIVE HOME GAMES WON

15 2010-12 (last 2 through 1st 5)
8 2006-07 (last 5 through 1st 3)
7 2009-10 (last 2 through 1st 5)
2000-01 (last 4 through 1st 3)

MOST AWAY GAMES WON, SEASON

7 2019
6 2006, 2000
5 2010, 2008

MOST CONSECUTIVE AWAY GAMES WON

6 2019
3 2012, 2010, 2008, 2001, 2000

DEFEATS

MOST GAMES LOST, SEASON

12 1996
11 2015, 2007

MOST CONSECUTIVE GAMES LOST

9 2007

MOST HOME GAMES LOST, SEASON

5 2015
4 2007, 2002, 1999, 1998, 1997, 1996

MOST CONSECUTIVE HOME GAMES LOST

4 2007
3 1999

MOST AWAY GAMES LOST, SEASON

8 2005, 1996
7 2007

MOST CONSECUTIVE AWAY GAMES LOST

11 2004-05 (final 3 through all 8)
8 2005, 1996
7 2007-08 (final 5 through 1st 2)

SCORING

MOST POINTS SCORED

SEASON
531 2019
409 2014
398 2012

GAME
59 9/8/19 at Mia.
55 11/11/12 vs. Oak.
49 11/10/19 at Cin.
48 10/12/14 at TB
12/13/09 vs. Det.
12/19/05 vs. GB
47 9/9/18 vs. Buf.
45 11/25/19 at LAR

MOST POINTS SCORED BY OPPONENTS

SEASON
441 1996
401 2015
384 2007

GAME
49 9/5/13 at Den.
46 10/6/96 vs. NE
45 11/1/98 vs. Jax.
10/20/96 at Den.

MOST POINTS SCORED, BOTH TEAMS

SEASON
813 2019
812 1996
742 2012
GAME
85 11/23/03, Bal. (44) vs. Sea. (41) - OT
84 10/6/96, Bal. (38) vs. NE (46)
79 10/20/96, Bal. (34) at Den. (45)

FEWEST POINTS SCORED

SEASON
265 2005
269 1998
275 2007
GAME
0 11/9/97 at Pit.; 9/15/02 vs. TB
3 9 times, last 10/12/08 at Ind.

FEWEST POINTS SCORED BY OPPONENT

SEASON
*165 2000
201 2006
244 2008
GAME
0 14 times, last 10/14/18 at Ten.
3 11 times, last 9/9/18 vs. Buf.

FEWEST POINTS SCORED, BOTH TEAMS

SEASON
498 2000
554 2006
564 2005
GAME
9 11/14/99, Bal. (3) at Jax. (6)
13 10/15/00, Bal. (3) at Was. (10)
15 10/7/12, Bal. (9) at KC (6)
10/29/00, Bal. (6) vs. Pit. (9)
11/16/03, Bal. (6) at Mia. (9)

MOST POINTS OVERCOME TO WIN GAME

21 10/30/11 vs. Ari.
(trailed 24-3, won 30-27)
20 9/18/16 at Cle.
(trailed 20-0, won 25-20)
19 11/12/06 at Ten.
(trailed 26-7, won 27-26)
17 11/23/03 vs. Sea.
(trailed 41-24, won 44-41 in OT)

LARGEST BLOWN LEAD TO LOSE GAME

21 10/5/97 vs. Pit. (led 21-0, lost 42-34)
18 11/3/96 vs. Cin. (led 21-3, lost 24-21)
17 12/5/04 vs. Cin. (led 20-3, lost 27-26)

MOST POINTS, EACH HALF

1ST
42 at Mia. (9/8/19)
38 at TB (10/12/14)
31 vs. Cle. (11/26/00)
vs. Den. (9/30/02)
2ND
38 vs. Sea. (11/23/03) (plus 3 in OT)
32 vs. Jax. (9/10/00)
30 vs. Dal. (11/21/04)

MOST POINTS, BOTH TEAMS, HALF

1ST
55 11/1/98, Bal. (13) vs. Jax. (42)
52 9/8/19, Bal. (42) at Mia. (10)
45 9/8/96, Bal. (17) at Pit. (28)
2ND
62 11/23/03, Bal. (38, 3 in OT) vs. Sea (24)
54 11/27/05, Bal. (29) at Cin. (25)
50 10/6/96, Bal. (24) vs. NE (26)

MOST POINTS SCORED, EACH QUARTER

1ST
28 10/12/14 at TB
21 9/8/19 at Mia.; 9/25/11 at STL
17 10/2/11 vs. NYJ
2ND
31 9/30/02 vs. Den.
24 11/26/00 vs. Cle.
21 5 times, last 9/8/19 at Mia.

3RD
21 7 times, last 11/10/19 at Cin.
4TH
24 12/3/17 vs. Det.; 11/23/08 vs. Phi.
22 12/8/13 vs. Min.; 11/9/08 at Hou.
21 3 times, last 10/18/09 at Min.
OT
6 12/13/10 at Hou.
10/3/99 at Atl.
10/27/96 vs. STL

MOST POINTS ALLOWED, EACH QUARTER

1ST
23 12/9/07 vs. Ind.
20 9/18/16 at Cle.
17 3 times, last 10/12/08 at Ind.
2ND
28 11/1/98 vs. Jax.
23 9/22/19 at KC
22 11/2/14 at Pit.; 11/25/07 at SD
3RD
21 9/5/13 at Den.
17 11/27/05 at Cin.
11/23/03 vs. Sea.
12/2/01 vs. Ind.

4TH
24 12/5/04 vs. Cin.
23 11/28/99 vs. Jax.
21 7 times, last 12/25/16 at Pit.

OT
6 12/16/07 at Mia.
3 11 times, last 12/9/18 at KC - OT

MOST POINTS, BOTH TEAMS, EACH QUARTER

1ST
28 10/12/14, Bal. (28) at TB (0)
2ND
34 11/1/98, Bal. (6) vs. Jax. (28)
3RD
38 11/23/03, Bal. (21) vs. Sea. (17)
4TH
42 12/8/13, Bal. (22) vs. Min. (20)

MOST CONSECUTIVE GAMES SCORING

286 2002 (final 14) - present
71 1997 (final 6) - 2002 (1st game)
25 1996 (all 16) - 1997 (1st 9)

MOST TOUCHDOWNS

SEASON
64 2019
47 2009
46 2014
GAME
8 9/8/19 at Mia.
7 11/10/19 at Cin.; 11/11/12 vs. Oak.
6 6 times, last 12/12/19 vs. NYJ

FEWEST TOUCHDOWNS

SEASON
25 2005
28 2007
29 2013, 1998
GAME
0 29 times, last 10/7/18 at Cle. - OT

MOST TOUCHDOWNS BY OPPONENTS

SEASON
50 1996
45 2015
39 2016, 2007, 1997
GAME
7 9/5/13 at Den.

FEWEST TOUCHDOWNS BY OPPONENTS

SEASON
18 2000
21 2006
26 2011, 2008
GAME
0 47 times, last 11/25/19 at LAR

*16-Game NFL Record

TEAM RECORDS

MOST CONSECUTIVE GAMES SCORING TDs

55 2012 (5) - 2015 (12)

MOST (1-POINT) PAT MADE

SEASON
57 2019
46 2009
42 2014, 2012

GAME
8 9/8/19 at Mia.
7 11/10/19 at Cin.; 11/11/12 vs. Oak.
6 11/25/19 at LAR
10/12/14 at TB
12/13/09 vs. Det.
12/19/05 vs. GB

MOST (1-POINT) PAT MADE BY OPPONENTS

SEASON
41 1996
37 2015
35 2007, 1998

GAME
7 9/5/13 at Den.

FEWEST (1-POINT) PAT MADE

SEASON
23 2005
24 1998
25 2001

FEWEST (1-POINT) PAT MADE BY OPPONENTS

SEASON
15 2000
20 2006
21 2019

MOST (2-POINT) PAT

SEASON
5 1996
4 2016, 2003
3 2013

GAME
3 10/6/96 vs. NE
2 10/19/03 at Cin.
1 32 times, last 12/12/19 vs. NYJ

MOST (2-POINT) PAT BY OPPONENT

SEASON
7 1996
4 1999
3 2019

GAME
2 11/28/99 vs. Jax.
10/6/96 vs. NE
1 27 times, last 12/12/19 vs. NYJ

MOST FIELD GOALS ATTEMPTED

SEASON
41 2013
40 2015, 2003
39 2018, 2016, 2011, 2000

GAME
6 12/16/13 at Det.
11/22/09 vs. Ind.
9/21/97 at Ten.
5 18 times, last 12/22/18 at LAC

MOST FIELD GOALS MADE

SEASON
38 2016, 2013
35 2018, 2000
34 2017, 2003

GAME
6 12/16/13 at Det.
5 8 times, last 11/1/15 vs. SD

FEWEST FIELD GOALS ATTEMPTED

SEASON
25 1996
26 2002
28 1998

FEWEST FIELD GOALS MADE

SEASON
19 1996
21 2009, 2002, 1998
26 2010, 1997

MOST FIELD GOALS ATTEMPTED BY OPPONENT

SEASON
43 2007
39 2012
36 2015, 2014

GAME
7 11/11/07 vs. Cin.
6 3 times, last 10/22/17 at Min.

MOST FIELD GOALS MADE BY OPPONENT

SEASON
37 2012, 2007
32 2013
30 2015, 2014

GAME
7 11/11/07 vs. Cin.
6 3 times, last 10/22/17 at Min.
5 8 times, last 9/7/14 vs. Cin.

FEWEST FIELD GOALS ATTEMPTED BY OPPONENT

SEASON
19 2000
22 2016, 2008
23 2006

FEWEST FIELD GOALS MADE BY OPPONENT

SEASON
14 2000
16 2016
17 2006
19 2001, 1999

MOST CONSECUTIVE GAMES SCORING FIELD GOALS

38 1999 (final 6) - 2001

MOST CONSECUTIVE GAMES SCORING FIELD GOALS, BY OPPONENT

15 2018 (11th game) - 2019 (1st 9 games)
2002 (final game) - 2003 (1st 14 games)
1996 (2nd-16th game)

MOST SAFETIES

SEASON
3 2008

GAME
1 12 times, last 12/29/19 vs. Pit.

MOST SAFETIES BY OPPONENT

SEASON
2 2016, 2002
1 2012, 2007, 2006, 2005, 2004, 1997, 1996

GAME
1 11 times, last 12/12/16 at NE

FIRST DOWNS

MOST FIRST DOWNS

SEASON
386 2019
367 2018
345 2014

GAME
32 9/13/09 vs. KC
31 12/22/19 at Cle.
11/25/19 at LAR
9/8/19 at Mia.
30 10/30/11 vs. Ari.

FEWEST FIRST DOWNS

SEASON
243 1998
259 2003, 1999
260 2004

GAME
5 11/5/07 at Pit.
12/24/00 vs. NYJ

MOST FIRST DOWNS BY OPPONENT

SEASON
351 1996
326 2012
316 2002

GAME
33 9/23/12 vs. NE
11/3/96 vs. Cin.
31 12/10/17 at Pit.; 11/30/14 vs. SD
30 12/9/18 at KC - OT; 10/14/12 vs. Dal.;
9/30/02 vs. Den.

FEWEST FIRST DOWNS BY OPPONENT

SEASON
216 2000
228 2008
236 2006

GAME
5 11/26/00 vs. Cle.
6 3 times, last 9/13/10 at NYJ

MOST FIRST DOWNS RUSHING

SEASON
188 2019
153 2018
132 2008
116 2000

GAME
17 11/25/19 at LAR; 10/10/10 vs. Den.
16 4 times, last on 12/22/19 at Cle.
15 5 times, last on 12/29/19 vs. Pit.
14 4 times, last on 12/1/19 vs. SF

FEWEST FIRST DOWNS RUSHING

SEASON
68 2013
79 2016
86 2006, 1998

GAME
0 10/23/16 at NYJ
12/13/15 vs. Sea.
9/29/13 at Buf.
9/18/05 at Ten.
1 9 times, last 12/21/14 at Hou.

MOST FIRST DOWNS RUSHING BY OPPONENT

SEASON
115 1996
105 2012
101 1997

GAME
15 11/3/96 vs. Cin.
14 9/8/96 at Pit.
13 12/18/16 vs. Phi.

FEWEST FIRST DOWNS RUSHING BY OPPONENT

SEASON
58 2008
59 2006, 2000
69 2007

GAME
0 5 times, last 10/16/16 at NYG

MOST FIRST DOWNS PASSING

SEASON
211 2015
208 1996
205 2016

GAME
20 3 times, last 9/13/18 at Cin.
19 6 times, last 11/5/17 at Ten.

FEWEST FIRST DOWNS PASSING

SEASON
121 2003
135 2004
140 1998

GAME
3 12/29/19 vs. Pit.; 11/9/97 at Pit.
4 10 times, last 9/24/17 at Jax. - London

MOST FIRST DOWNS PASSING BY OPPONENT

SEASON
213 1996
205 2014
190 2016, 2002

GAME
23 12/10/17 at Pit.
21 12/13/10 at Hou.
10/24/10 vs. Buf.
20 5 times, last 11/30/14 vs. SD

TEAM RECORDS

FEWEST FIRST DOWNS PASSING BY OPPONENT

SEASON	
135	2000
144	2003
151	2006

GAME	
2	9/13/10 at NYJ 11/26/00 vs. Cle.
3	5 times, last 12/6/15 at Mia.

MOST FIRST DOWNS BY PENALTY

SEASON	
38	2014 2013
34	2012

GAME	
6	11/10/13 vs. Cin. 9/13/10 at NYJ
5	12 times, last 10/16/16 at NYG

FEWEST FIRST DOWNS BY PENALTY

SEASON	
16	2000
17	2006, 1998, 1997
18	2009

MOST FIRST DOWNS BY PENALTY BY OPPONENT

SEASON	
42	2015
39	2019
37	2005

GAME	
8	9/23/12 vs. NE 10/9/05 at Det.
7	11/15/98 at SD
6	6 times, last 10/6/19 at Pit.

FEWEST FIRST DOWNS BY PENALTY BY OPP.

SEASON	
18	2010, 2008
20	2001
22	2000

NET YARDS

MOST NET YARDS (RUSHING AND PASSING)

SEASON	
6,521	2019
5,999	2018
5,838	2014

GAME	
643	9/8/19 at Mia.
553	9/25/11 at STL
548	12/13/09 vs. Det.
533	12/23/12 vs. NYG
503	9/23/12 vs. NE
501	9/13/09 vs. KC

FEWEST NET YARDS (RUSHING AND PASSING)

SEASON	
4,375	2004
4,498	1998
4,639	2002

GAME	
104	11/5/07 at Pit.
124	11/28/04 at NE
142	12/24/00 vs. NYJ

MOST NET YARDS BY OPP. (RUSHING AND PASSING)

SEASON	
5,889	1996
5,615	2012
5,398	2015
5,391	2014

GAME	
548	10/20/96 at Den.
545	12/10/17 at Pit.
540	11/29/98 vs. Ind.
530	9/29/19 vs. Cle.
525	11/24/14 at NO

FEWEST NET YARDS BY OPP. (RUSHING AND PASSING)

SEASON	
3,967	2000
4,177	2008
4,222	1999

GAME	
94	9/24/00 vs. Cin.
106	10/14/18 at Ten.
107	10/10/04 at Was.

MOST TOTAL NET YARDS, BOTH TEAMS

GAME	
974	11/24/14, Bal. (449) at NO (525)
964	10/27/96, Bal. (478) vs. STL (486) - OT
958	12/10/17, Bal. (413) at Pit. (545)

FEWEST TOTAL NET YARDS, BOTH TEAMS

GAME	
339	10/10/04, Bal. (232) at Was. (107)
351	10/24/11, Bal. (146) at Jax. (205)
364	11/15/98, Bal. (161) at SD (203)

RUSHING

MOST RUSHING ATTEMPTS

SEASON	
596	2019
592	2008
552	2003

GAME	
55	12/4/11 at Cle.
53	11/18/18 vs. Cin.
51	11/26/00 vs. Cle.
49	12/16/18 vs. TB; 12/2/18 at Atl.
48	11/25/19 at LAR

FEWEST RUSHING ATTEMPTS

SEASON	
367	2016
383	2015
408	1998

GAME	
9	9/29/13 at Buf.
11	10/23/16 at NYJ
12	3 times, last 10/21/12 at Hou.
13	9/18/05 at Ten. 12/16/01 vs. Pit.

MOST RUSHING ATTEMPTS BY OPPONENT

SEASON	
508	1996
492	2012
472	1998

GAME	
55	9/29/13 at Buf.
54	10/15/17 vs. Chi. - OT
51	10/7/12 at KC
47	10/27/96 vs. STL - OT

FEWEST RUSHING ATTEMPTS BY OPPONENT

SEASON	
340	2019
354	2018
361	2000

GAME	
9	11/25/19 at LAR
11	9/15/19 vs. Ari. 9/30/18 at Pit. 10/6/13 at Mia. 11/26/06 vs. Pit.
12	9/8/19 at Mia.

MOST YARDS GAINED RUSHING

SEASON	
#3,296	2019
2,674	2003
2,441	2018

GAME	
343	9/14/03 vs. Cle.
308	12/13/09 vs. Det.
296	12/30/18 vs. Cle.
290	12/4/11 at Cle.
285	11/25/19 at LAR

#NFL Record

FEWEST YARDS GAINED RUSHING

SEASON	
1,328	2013
1,463	2016
1,478	2015

GAME	
11	10/23/16 at NYJ
14	9/18/05 at Ten.
24	9/29/13 at Buf. 12/20/98 at Chi.

MOST YARDS GAINED RUSHING BY OPPONENT

SEASON	
1,965	2012
1,920	1996
1,780	2017

GAME	
231	10/15/17 vs. Chi. - OT
227	10/14/12 vs. Dal.
222	10/20/96 at Den.
214	10/7/12 at KC 10/5/97 vs. Pit.

FEWEST YARDS GAINED RUSHING BY OPPONENT

SEASON	
970	2000
1,214	2006
1,231	1999

GAME	
4	9/24/00 vs. Cin.
11	12/19/99 vs. NO
19	9/30/18 at Pit.
20	9/15/19 vs. Ari.
21	9/8/19 at Mia.; 11/26/06 vs. Pit.

HIGHEST AVERAGE GAIN, RUSHING

SEASON	
5.5	2019
4.8	2003
4.7	2009

LOWEST AVERAGE GAIN, RUSHING

SEASON	
3.1	2013
3.4	2006
3.6	2005

HIGHEST AVERAGE GAIN, RUSHING BY OPPONENT

SEASON	
4.4	2019
4.1	2017
4.0	2015, 2012
3.9	2010

LOWEST AVERAGE GAIN, RUSHING BY OPPONENT

SEASON	
2.7	2000
2.8	2007
3.1	1999

MOST TOUCHDOWNS RUSHING

SEASON	
22	2009
21	2019
20	2008

GAME	
5	12/13/09 vs. Det.
4	9/22/19 at KC; 10/10/10 vs. Den.
3	15 times, last 11/3/19 vs. NE

FEWEST TOUCHDOWNS RUSHING

SEASON	
5	2005
7	2013, 1998, 1997
8	2015

MOST TOUCHDOWNS RUSHING BY OPPONENT

SEASON	
18	1996
17	2002, 1997
15	2012
12	2019, 2017, 1998

GAME	
4	9/29/19 vs. Cle.; 10/9/05 at Det.
3	9 times, last 10/26/14 at Cin.

TEAM RECORDS

FEWEST TOUCHDOWNS RUSHING BY OPPONENT

SEASON	
4	2008
5	2010, 2006, 2000
6	2003, 1999

PASSING

MOST PASSING ATTEMPTS

SEASON	
679	2016
676	2015
619	2013

GAME	
64	9/23/01 at Cin.
62	9/7/14 vs. Cin.; 9/5/13 at Den.
57	10/7/18 at Cle. - OT

FEWEST PASSING ATTEMPTS

SEASON	
415	2003
433	2008
440	2019

GAME	
17	3 times, last 9/10/17 at Cin.
18	6 times, last 10/10/04 at Was.

MOST PASSING ATTEMPTS BY OPPONENT

SEASON	
599	1999
596	2010
595	2014

GAME	
69	12/24/00 vs. NYJ
66	12/10/17 at Pit.
62	12/13/10 at Hou.

FEWEST PASSING ATTEMPTS BY OPPONENT

SEASON	
490	2007
501	2004
509	2006

GAME	
15	10/14/18 at Ten. 10/13/96 at Ind.
16	9/17/00 vs. Mia. 10/21/99 vs. KC

MOST PASS COMPLETIONS

SEASON	
439	2016
426	2015
363	2017, 2013

GAME	
37	12/12/16 at NE 12/4/16 vs. Mia.
35	11/5/17 at Ten. 9/7/14 vs. Cin.
34	11/15/15 vs. Jax. 9/5/13 at Den. 9/30/07 at Cle. 9/11/05 vs. Ind. 9/23/01 at Cin.

FEWEST PASS COMPLETIONS

SEASON	
217	2003
258	2004
261	2008

GAME	
7	9/14/03 vs. Cle.
8	12/7/03 vs. Cin. 12/12/99 at Pit.

MOST PASS COMPLETIONS BY OPPONENT

SEASON	
382	2014
369	2016
360	2002

GAME	
44	12/10/17 at Pit.
36	10/11/15 vs. Cle. 12/24/00 vs. NYJ
35	12/9/18 at KC - OT; 11/24/14 at NO; 9/30/02 vs. Den.

FEWEST PASS COMPLETIONS BY OPPONENT

SEASON	
276	2008, 2004
279	2006
288	2011

GAME	
9	9 times, last 12/29/19 vs. Pit.

MOST NET YARDS GAINED, PASSING

SEASON	
4,271	2015
4,100	2016
3,978	1996

GAME	
404	10/27/96 vs. STL - OT
386	12/4/16 vs. Mia.
385	9/25/11 at STL
384	9/20/15 at Oak.
382	9/23/12 vs. NE

FEWEST NET YARDS GAINED, PASSING

SEASON	
2,255	2003
2,312	2004
2,808	2008

GAME	
37	12/17/00 at Ari.
40	11/5/07 at Pit.
47	11/28/04 at NE

MOST NET YARDS GAINED, PASSING BY OPPONENT

SEASON	
3,979	2014
3,969	1996
3,737	2015

GAME	
486	12/10/17 at Pit.
473	12/24/00 vs. NYJ
445	9/5/13 at Den.

FEWEST NET YARDS GAINED, PASSING BY OPPONENT

SEASON	
2,805	2003
2,875	2008
2,958	2005

GAME	
51	10/14/18 at Ten.
55	10/10/04 at Was.
60	9/13/10 at NYJ

MOST TIMES SACKED

SEASON	
56	1999
48	2013
43	2000

GAME	
7	8 times, last 12/18/11 at SD

FEWEST TIMES SACKED

SEASON	
17	2006
19	2014
24	2015

MOST TIMES OPPONENTS SACKED

SEASON	
60	2006
49	2014, 1999
48	2011

GAME	
11	10/14/18 at Ten.
9	11/24/11 vs. SF 11/26/06 vs. Pit. 11/16/97 vs. Phi. - OT
8	12/14/14 vs. Jax.
7	3 times, last 11/17/19 vs. Hou.

FEWEST TIMES OPPONENTS SACKED

SEASON	
27	2010
30	1996
31	2016
32	2009, 2007

MOST CONSECUTIVE GAMES OPPONENTS SACKED

22	(6th game in 2012 - 11th game in 2013) (9th game in 2000 - 14th in 2001)
21	(5th game in 2008 - 9th game in 2009) (15th game in 2005 - 3rd in 2007) (8th game in 1997 - 12th in 1998)

HIGHEST COMPLETION PERCENTAGE

SEASON	
65.7	2019 (289-440)
64.7	2016 (439-679)
64.0	2017 (363-567)

GAME	
88.5	9/8/19 at Mia. (23-26)
81.8	11/10/19 at Cin. (18-22)
80.0	11/1/09 vs. Den. (20-25) 9/9/01 vs. Chi. (24-30)
79.4	11/1/98 vs. Jax. (27-34)
78.9	1/1/12 at Cin. (15-19)

LOWEST COMPLETION PERCENTAGE

SEASON	
49.5	1999 (270-546)
52.3	2003 (217-415)
54.7	2002 (262-479)

GAME	
30.8	12/12/99 at Pit. (8-26)
32.3	10/2/11 vs. NYJ (10-31)
35.3	11/15/98 at SD (12-34)

HIGHEST COMPLETION PERCENTAGE BY OPPONENT

SEASON	
65.2	1996 (350-537)
64.2	2015 (350-545), 2014 (382-595)
63.8	2016 (369-578)

GAME	
84.0	12/20/15 vs. KC (21-25)
83.9	11/17/96 at SF (26-31)
80.6	12/5/04 vs. Cin. (29-36)

LOWEST COMPLETION PERCENTAGE BY OPPONENT

SEASON	
52.3	2008 (276-528)
53.8	2011 (288-535)
54.8	2006 (279-509), 1999 (328-599)

GAME	
31.4	10/2/11 vs. NYJ (11-35)
33.3	9/9/18 vs. Buf. (11-33)
35.7	11/15/98 at SD (15-42)

MOST TOUCHDOWNS PASSING

SEASON	
37	2019
34	1996
27	2014
25	2010, 1997

GAME	
6	9/8/19 at Mia.
5	4 times, last 12/12/19 vs. NYJ
4	7 times, last 11/17/19 vs. Hou.

FEWEST TOUCHDOWNS PASSING

SEASON	
13	2007, 2004
16	2008, 2003, 1998
17	2005

MOST TOUCHDOWNS PASSING BY OPPONENT

SEASON	
30	2015
28	2016
27	2007, 1996
25	2013

GAME	
7	9/5/13 at Den.
6	11/2/14 at Pit.

FEWEST TOUCHDOWNS PASSING BY OPPONENT

SEASON	
11	2011, 2000
14	2004
15	2019, 2012

TEAM RECORDS

MOST PASSES HAD INTERCEPTED

SEASON
23 2013
21 2015, 2005
20 2001, 1999, 1996

GAME
5 9/29/13 at Buf.
4 6 times, last 9/19/10 at Cin.

FEWEST PASSES HAD INTERCEPTED

SEASON
8 2019
9 2018
10 2010

PUNTING

MOST PUNTS

SEASON
104 1999
97 2004
92 1998

GAME
10 6 times, last 9/5/13 at Den.

FEWEST PUNTS

SEASON
41 2019
60 2014
61 2018

GAME
0 11/17/19 vs. Hou. 11/7/10 vs. Mia. 9/30/07 at Cle.
1 9 times, last 11/25/19 at LAR

MOST PUNTS BY OPPONENT

SEASON
115 1999
105 2003
98 2013, 2001

GAME
11 11/30/08 at Cin. 12/19/99 vs. NO
10 5 times, last 11/6/16 vs. Pit.

FEWEST PUNTS BY OPPONENT

SEASON
64 2019
68 1996
76 2014, 2007

GAME
0 12/18/11 at SD 12/26/04 at Pit.
1 11/10/19 at Cin. 11/30/14 vs. SD 10/20/13 at Pit. 10/14/12 vs. Dal.

HIGHEST GROSS PUNTING AVERAGE

SEASON
47.4 2014
47.1 2012
46.7 2015

LOWEST GROSS PUNTING AVERAGE

SEASON
38.0 2001
40.2 2000
40.5 2002

HIGHEST GROSS PUNTING AVERAGE BY OPPONENT

SEASON
46.7 2019
46.2 2012
45.9 2015, 2014

LOWEST GROSS PUNTING AVERAGE BY OPPONENT

SEASON
40.1 2004, 2003
40.5 2005
40.8 2002

HIGHEST NET PUNTING AVERAGE

SEASON
43.3 2014
42.9 2015
40.8 2012

LOWEST NET PUNTING AVERAGE

SEASON
32.9 2002, 2001
33.9 2000
34.6 2004

HIGHEST NET PUNTING AVERAGE BY OPPONENT

SEASON
42.3 2019
41.2 2012
40.5 2016, 2014

LOWEST NET PUNTING AVERAGE BY OPPONENT

SEASON
32.8 2002
33.0 2005
33.1 2004, 2000

PUNT RETURNS

MOST PUNT RETURNS

SEASON
60 2004
59 1999
53 2003

GAME
9 11/26/00 vs. Cle.
8 11/25/12 at SD
7 6 times, last 12/23/12 vs. NYG

FEWEST PUNT RETURNS

SEASON
25 2019
32 2017, 2016, 2014
34 2002

MOST PUNT RETURNS BY OPPONENT

SEASON
55 2005
53 1997
49 2012

GAME
7 2 times, last 12/4/05 vs. Hou.
6 17 times, last 11/10/13 vs. Cin.

FEWEST PUNT RETURNS BY OPPONENT

SEASON
15 2019
23 2014
27 1996

MOST FAIR CATCHES

SEASON
29 2018
27 2017, 2011
26 2012, 2010

GAME
5 11/30/08 at Cin.
4 12 times, last 10/13/19 vs. Cin.

MOST FAIR CATCHES BY OPPONENT

SEASON
28 1999
24 1998
23 2000
GAME
6 12/19/99 vs. NO
4 5 times, last 11/2/14 at Pit.

MOST YARDS, PUNT RETURNS

SEASON
713 2000
616 2004
609 2013
GAME
184 12/7/97 vs. Sea.
173 12/24/00 vs. NYJ
132 10/15/17 vs. Chi. - OT

FEWEST YARDS, PUNT RETURNS

SEASON
206 2019
246 2016
290 2009

MOST YARDS, PUNT RETURNS BY OPPONENT

SEASON
481 2005
471 2002
468 1999

GAME
117 11/2/97 at NYJ - OT
112 10/30/11 vs. Ari.
110 11/23/97 vs. Ari.

FEWEST YARDS, PUNT RETURNS BY OPPONENT

SEASON
143 2019
166 2014
176 2015

HIGHEST AVERAGE, PUNT RETURNS

SEASON
15.8 2000 (45-713)
14.2 2013 (43-609)
13.4 1997 (42-564)

LOWEST AVERAGE, PUNT RETURNS

SEASON
7.4 2010 (43-319), 2009 (39-290)
7.7 2016 (32-246), 2003 (53-410), 1999 (59-452)
7.8 2006 (45-351)

HIGHEST AVERAGE, PUNT RETURNS BY OPPONENT

SEASON
11.9 2011 (33-392)
11.8 2002 (40-471)
11.4 2016 (33-375)

LOWEST AVERAGE, PUNT RETURNS BY OPPONENT

SEASON
5.0 2015 (35-176)
5.5 2001 (33-183)
6.4 2008 (38-245)

MOST TOUCHDOWNS ON PUNT RETURNS

SEASON
2 2007, 2004, 2000, 1998, 1997
1 2018, 2017, 2015, 2013, 2012, 2011, 2002

GAME
2 12/24/00 vs. NYJ 12/7/97 vs. Sea.
1 13 times, last 11/25/18 vs. Oak.

MOST TDs ON PUNT RETURNS BY OPPONENT

SEASON
2 2011, 2002
1 2016, 2009, 2005, 1999, 1998

GAME
1 9 times, last 10/9/16 vs. Was.

KICKOFF RETURNS

MOST KICKOFF RETURNS

SEASON
86 1996
71 1997
69 1998

GAME
10 12/13/98 vs. Min.
9 9/10/00 vs. Jax.
8 6 times, last 10/18/09 at Min.

FEWEST KICKOFF RETURNS

SEASON
27 2019
28 2016
32 2018
34 2017, 2015
38 2014
42 2011

TEAM RECORDS

MOST KICKOFF RETURNS BY OPPONENT

SEASON
77 2009
76 2008
75 2006
GAME
9 12/13/09 vs. Det. 12/19/05 vs. GB 12/2/01 vs. Ind.

FEWEST KICKOFF RETURNS BY OPPONENT

SEASON
9 2015
26 2014
27 2016

MOST YARDS, KICKOFF RETURNS

SEASON
1,734 1996
1,700 1998
1,636 2012
GAME
367 12/13/98 vs. Min. 233 12/13/10 at Hou. 204 11/2/14 at Pit.

FEWEST YARDS, KICKOFF RETURNS

SEASON
493 2019
636 2016
707 2018
GAME
0 23 times, last 12/8/19 at Buf.

MOST YARDS, KICKOFF RETURNS BY OPPONENT

SEASON
1,720 2008
1,636 2006
1,565 2009
GAME
245 11/18/07 vs. Cle. 244 11/10/02 vs. Cin. 237 11/2/08 at Cle. 1/2/05 vs. Mia.

FEWEST YARDS, KICKOFF RETURNS BY OPP.

SEASON
229 2015
559 2016
601 2014
GAME
0 27 times, last 9/22/19 at KC

HIGHEST AVERAGE, KICKOFF RETURNS

SEASON
28.3 2014 (38-1,077)
27.5 2017 (34-936)
27.3 2012 (60-1,636)

LOWEST AVERAGE, KICKOFF RETURNS

SEASON
18.3 2019 (27-493)
20.1 2008 (50-1,007)
20.2 1997 (71-1,435), 1996 (86-1,734)

HIGHEST AVERAGE, KICKOFF RETURNS BY OPPONENT

SEASON
29.2 2011 (36-1,050)
26.0 2010 (38-987)
25.4 2015 (9-229)

LOWEST AVERAGE, KICKOFF RETURNS BY OPPONENT

SEASON
18.6 2017 (33-615)
20.0 1996 (70-1,402)
20.3 2009 (77-1,565)

MOST TOUCHDOWNS ON KICKOFF RETURNS

SEASON
2 2012, 1998
GAME
*2 12/13/98 vs. Min. * Ties NFL Record

MOST TDs ON KICKOFF RETURNS BY OPPONENT

SEASON
2 2008, 2004, 1998
1 2019, 2011, 2003, 2002, 1997
GAME
1 11 times, last 10/13/19 vs. Cin.

FUMBLES

MOST FUMBLES

SEASON
37 2003, 1997
35 2007
34 2002
GAME
7 10/13/02 at Ind. 10/22/00 vs. Ten. 5 10 times, last 12/20/08 at Dal.

FEWEST FUMBLES

SEASON
13 2015
14 2012
15 2013

MOST FUMBLES BY OPPONENT

SEASON
45 2000
29 2003
28 2005
GAME
8 10/8/00 at Jax. 5 7 times, last 11/22/15 vs. STL

FEWEST FUMBLES BY OPPONENT

SEASON
12 2007
15 2018
17 1998

MOST FUMBLES LOST

SEASON
26 2007
19 2003
18 2002
GAME
5 12/13/98 vs. Min. 4 4 times, last 11/11/07 vs. Cin.

FEWEST FUMBLES LOST

SEASON
4 2017
5 2012
6 2013
7 2019, 2016, 2015, 2000

MOST FUMBLES LOST BY OPPONENT

SEASON
26 2000
17 2003
15 2005
GAME
4 5 times, last 11/22/15 vs. STL

FEWEST FUMBLES LOST BY OPPONENT

SEASON
5 2018
6 2007, 2002, 1998
7 1996
8 2015, 2013, 2010, 2008

MOST OWN FUMBLES RECOVERED

SEASON
20 1997
19 2008, 2000
18 2003

FEWEST OWN FUMBLES RECOVERED

SEASON
6 2015
9 2014, 2013, 2012, 2007

MOST OPPONENTS FUMBLES RECOVERED

SEASON
26 2000
17 2003
15 2005
GAME
4 5 times, last 11/22/15 vs. STL

FEWEST OPPONENTS FUMBLES RECOVERED

SEASON
5 2018, 1998
6 2007, 2002
7 1996

MOST TDs, FUMBLES RECOVERED, OWN & OPPONENT

SEASON
4 2019
3 2018, 2017, 2011
2 2005, 2004
GAME
2 10/2/11 vs. NYJ 1 23 times, last 12/29/19 vs. Pit. (DB Jordan Richards)

MOST TDs, OWN FUMBLES RECOVERED

SEASON
1 2017, 2004, 2003, 2002
GAME
1 10/26/17 vs. Mia. 12/5/04 vs. Cin. 9/21/03 at SD 12/29/02 at Pit.

MOST TDs, OPPONENTS FUMBLES RECOVERED

SEASON
4 2019
3 2018, 2011
2 2017, 2005
GAME
2 10/2/11 vs. NYJ 1 19 times, last 12/29/19 vs. Pit. (DB Jordan Richards)

INTERCEPTIONS

MOST INTERCEPTIONS

SEASON
28 2006
26 2008
25 2002
GAME
5 10/14/07 vs. STL 4 13 times, last 9/17/17 vs. Cle.

FEWEST INTERCEPTIONS

SEASON
6 2015
11 2014, 2005
12 2018

MOST INTERCEPTIONS BY OPPONENT

SEASON
23 2013
21 2015, 2005
20 2001, 1999, 1996
GAME
5 9/29/13 at Buf. 4 6 times, last 9/19/10 at Cin.

FEWEST INTERCEPTIONS BY OPPONENT

SEASON
8 2019
9 2018
10 2010

MOST CONSECUTIVE GAMES W/ INTERCEPTIONS

10 2005-06 (game 16 in '05 through 1st 9 in '06)
9 2010-11 (game 12 in '10 through 1st 4 in '11) 2006 (games 1-9)

TEAM RECORDS

MOST CONSECUTIVE GAMES W/ INTs BY OPPONENT

10	2016-17 (last 6 through 1st 4)
9	2001 (games 5-13)
7	1998 (games 5-11) 1996-97 (last 4 through 1st 3)

MOST INTERCEPTION YARDS

SEASON	700 2004
544 2006	
511 2003	

GAME	183 12/24/00 vs. NYJ
162 11/23/08 vs. Phi.	
156 10/24/04 vs. Buf.	

FEWEST INTERCEPTION YARDS

SEASON	51 2015
99 2018	
135 2014	

MOST INTERCEPTION YARDS BY OPPONENT

SEASON	349 1996
340 2017, 2015	
331 2001	

GAME	142 10/15/17 vs. Chi. - OT
108 10/21/99 vs. KC	
103 12/19/04 at Ind.	

FEWEST INTERCEPTION YARDS BY OPPONENT

SEASON	31 2019
39 2018	
104 2008	

MOST TDs ON INTERCEPTIONS

SEASON	5 2008, 2006, 2004
4 2003, 1999	
3 2017, 2010	

GAME	2 10/26/17 vs. Mia. 11/21/10 at Car. 10/29/06 at NO
1 43 times, last 11/10/19 at Cin. (CB Marcus Peters)	

MOST TDs ON INTERCEPTIONS BY OPPONENT

SEASON	4 2015, 2013
3 2012, 2005, 2001, 1999, 1996	
2 2017, 2000	

GAME	2 10/21/99 vs. KC
1 29 times, last 12/31/17 vs. Cin.	

PENALTIES

FEWEST PENALTIES

SEASON	89 2001
90 2010	
91 2017	

GAME	1 6 times, last 10/8/17 at Oak.
------	---------------------------------

MOST PENALTIES

SEASON	139 2005
126 2003	
125 2016, 1999	

GAME	21 10/9/05 at Det.
15 10/16/16 at NYG	
14 4 times, last 11/30/14 vs. SD	

FEWEST PENALTIES BY OPPONENT

SEASON	79 2006
84 2007, 2000	
88 2009	

GAME	0 12/23/07 at Sea.
1 11/10/19 at Cin. 11/11/10 at Atl. 12/20/09 vs. Chi. 12/8/96 at Cin.	

MOST PENALTIES BY OPPONENT

SEASON	126 2013
122 1999, 1998	
117 2010	

GAME	16 9/20/15 at Oak. 11/15/98 at SD
15 10/10/99 at Ten. 11/21/99 at Cin.	

FEWEST PENALTIES, BOTH TEAMS

GAME	3 12/26/10, Bal. (1) at Cle. (2)
4 10/8/17, Bal. (1) at Oak. (3) 9/8/96, Bal. (1) at Pit. (3)	
5 12/20/09, Bal. (4) vs. Chi. (1) 12/16/07, Bal. (1) at Mia. (4) 12/8/96, Bal. (4) at Cin. (1)	

MOST PENALTIES, BOTH TEAMS

GAME	30 11/15/98, Bal. (14) at SD (16)
28 10/9/05, Bal. (21) at Det. (7)	
26 9/20/15, Bal. (10) at Oak. (16)	

FEWEST YARDS PENALIZED

SEASON	673 2010
728 2001	
730 2000	
GAME	5 10/8/17 at Oak. 12/26/10 at Cle. 12/16/07 at Mia. 11/10/02 vs. Cin.
10 11/29/98 vs. Ind. 9/8/96 at Pit.	

MOST YARDS PENALIZED

SEASON	1,153 2015
1,127 2012	
1,111 2016	
GAME	147 10/9/05 at Det.
146 10/6/96 vs. NE	
137 11/22/15 vs. STL	

FEWEST YARDS OPPONENT PENALIZED

SEASON	535 2000
580 2006	
728 2007	
GAME	0 12/23/07 at Sea.
5 11/10/19 at Cin.; 11/11/10 at Atl. 12/8/96 at Cin.	
9 12/20/09 vs. Chi.	

MOST YARDS OPPONENT PENALIZED

SEASON	1,196 2013
1,118 1999	
1,032 2011	
GAME	212 10/10/99 at Ten.
175 12/7/09 at GB	
146 11/15/98 at SD	

FEWEST YARDS PENALIZED, BOTH TEAMS

GAME	25 12/26/10, Bal. (5) at Cle. (20)
29 10/8/17, Bal. (5) at Oak. (24)	
30 12/16/07, Bal. (5) at Mia. (25) 9/8/96, Bal. (10) at Pit. (20)	
35 12/20/09, Bal. (26) vs. Chi. (9) 12/10/00, Bal. (15) vs. SD (20) 11/16/97, Bal. (15) vs. Phi. (20)	

MOST YARDS PENALIZED, BOTH TEAMS

GAME	310 12/7/09, Bal. (135) at GB (175)
293 10/10/99, Bal. (81) at Ten. (212)	
252 11/15/98, Bal. (106) at SD (146)	

TURNOVERS

MOST TURNOVERS

SEASON	40 2007
38 2003	
36 2005, 2001	
GAME	7 11/9/03 at STL 11/9/97 at Pit.
6 4 times, last 11/11/07 vs. Cin.	

FEWEST TURNOVERS

SEASON	15 2019
16 2012	
17 2017	

MOST TURNOVERS BY OPPONENT

SEASON	49 2000
41 2003	
40 2006	

GAME	7 9/11/11 vs. Pit.
6 6 times, last 12/20/09 vs. Chi.	

FEWEST TURNOVERS BY OPPONENT

SEASON	14 2015
17 2018	
22 2014, 1996	
23 2007, 1998	

MOST TURNOVERS, BOTH TEAMS

SEASON	79 2003
75 2000	
64 2001	

GAME	11 11/9/03, Bal. (7) at STL (4)
------	---------------------------------

MOST TDs BY RAVENS OFF TURNOVERS

SEASON	7 2004 (5 INTs, 2 FRs)
6 2019 (4 FRs, 2 INTs) 2008 (5 INTs, 1 FR) 2006 (5 INTs, 1 FR)	
5 2017 (3 INTs, 2 FRs), 2011 (3 FRs, 1 INT), 2003 (4 INTs), 1999 (4 INTs)	

GAME	3 10/2/11 vs. NYJ (2 FRs, 1 INT)
2 11/10/19 at Cin. (1 INT, 1 FR) 10/20/19 at Sea. (1 INT, 1 FR) 10/26/17 vs. Mia. (2 INTs) 11/21/10 at Car. (2 INTs) 10/29/06 at NO (2 INTs)	
1 52 times, last 12/29/19 vs. Pit. (1 FR) (DB Jordan Richards)	

MOST TDs BY OPPONENT OFF TURNOVERS

SEASON	5 2015 (4 INTs, 1 FR) 2013 (4 INTs, 1 FR)
4 1999 (3 INTs, 1 FR), 1996 (3 INTs, 1 FR)	
3 2012 (3 INTs), 2008 (2 FRs, 1 INT), 2007 (2 FRs, 1 INT), 2005 (3 INTs), 2001 (3 INTs)	

GAME	2 12/20/15 vs. KC (1 INT, 1 FR) 12/22/13 vs. NE (1 INT, 1 FR) 10/21/99 vs. KC (2 INTs)
1 41 times, last 12/2/18 at Atl. (1 FR) (DE Vic Beasley Jr.)	

OPPONENT SINGLE-GAME BESTS

SCORING

MOST POINTS

- 21 Shayne Graham 11/11/07 vs. Cin. (7 FGs)
- 20 Gary Anderson 12/13/98 vs. Min. (6 FGs, 2 PATs)
- 19 Randy Bullock 12/21/14 at Hou. (6 FGs, 1 PAT)

MOST TOUCHDOWNS

- 3 Nick Chubb 9/29/19 vs. Cle. (3 rushing)
- A.J. Green 9/13/18 at Cin. (3 receiving)
- Le'Veon Bell 12/10/17 at Pit. (2 rush, 1 rec.)
- Marcedes Lewis 9/24/17 at Jax. - London (3 rec.)
- Michael Crabtree 10/2/16 vs. Oak. (3 receiving)
- Doug Baldwin 12/13/15 vs. Sea. (3 receiving)
- Lee Evans 10/24/10 vs. Buf. (3 receiving)
- Joseph Addai 12/9/07 vs. Ind. (2 rush, 1 receiving)
- Deuce McAllister 12/8/02 vs. NO (3 rushing)
- Jimmy Smith 9/10/00 vs. Jax. (3 receiving)
- Karim Abdul-Jabbar 10/19/97 vs. Mia. (3 rushing)
- Tony Martin 9/28/97 at SD (3 receiving)
- Ed McCaffrey 10/20/96 at Den. (3 receiving)

MOST PATS ATTEMPTED

- 7 Matt Prater 9/5/13 at Den.
- 6 4 times, last by Adam Vinatieri 12/9/07 vs. Ind.

MOST PATS MADE

- 7 Matt Prater 9/5/13 at Den.
- 6 4 times, last by Adam Vinatieri 12/9/07 vs. Ind.

MOST FGs ATTEMPTED

- 7 Shayne Graham 11/11/07 vs. Cin.
- 6 4 times, last by Kai Forbath 10/22/17 at Min.
- 5 14 times, last by Adam Vinatieri 12/23/17 vs. Ind.

MOST FGs MADE

- 7 Shayne Graham 11/11/07 vs. Cin.
- 6 Kai Forbath 10/22/17 at Min.
- Randy Bullock 12/21/14 at Hou.
- Gary Anderson 12/13/98 vs. Min.
- 5 8 times by 6 different players, last by Mike Nugent 9/7/14 vs. Cin.

LONGEST FG ATTEMPTED

- 60 Adam Vinatieri 12/23/17 vs. Ind.
- John Hall 9/13/98 at NYJ
- 57 Brandon McManus 9/13/15 at Den.
- Matt Bryant 10/19/14 vs. Atl.
- Caleb Sturgis 10/6/13 at Mia.
- Mike Vanderjagt 10/13/02 at Ind.
- Dustin Hopkins 10/9/16 vs. Was.
- Brandon McManus 9/13/15 at Den.

LONGEST FG MADE

- 57 Brandon McManus 9/13/15 at Den.
- 56 Brandon McManus 9/13/15 at Den.
- 54 Jason Sanders 9/8/19 at Mia.
- Graham Gano 10/28/18 at Car.
- Josh Scobee (2) 10/24/11 at Jax.
- Phil Dawson 11/2/08 at Cle.
- Nate Kaeding 10/1/06 vs. SD
- 53 Cairo Santos 12/20/15 vs. KC
- Jason Myers 11/15/15 vs. Jax.
- Phil Dawson 10/18/15 at SF
- Josh Scobee 12/14/14 vs. Jax.
- Ryan Succop 9/13/09 vs. KC
- Mike Vanderjagt 11/29/98 vs. Ind.

RUSHING

MOST RUSHING ATTEMPTS

- 36 Jordan Howard 10/15/17 vs. Chi. - OT
- Ricky Williams 11/16/03 at Mia.
- 35 Le'Veon Bell 10/1/17 vs. Pit.
- 34 Cedric Benson 11/8/09 at Cin.

MOST YARDS RUSHING

- 194 Terrell Davis 10/20/96 at Den.
- 192 Marshall Faulk 11/29/98 vs. Ind.
- 167 Jordan Howard 10/15/17 vs. Chi. - OT
- 165 Nick Chubb 9/29/19 vs. Cle.

HIGHEST RUSHING AVERAGE (MIN. 10 CARRIES)

- 11.3 Marshall Faulk 11/29/98 vs. Ind.
- 8.3 Nick Chubb 9/29/19 vs. Cle.
- 7.7 Raheem Mostert 12/1/19 vs. SF
- 7.4 Isaiah Crowell 9/18/16 at Cle.
- Sammy Morris 1/2/05 vs. Mia.

LONGEST RUSH FROM SCRIMMAGE

- 88t Nick Chubb 9/29/19 vs. Cle.
- 85t Isaiah Crowell 9/18/16 at Cle.
- 77 Ahmad Bradshaw 11/16/08 at NYG
- 77t Shawn Bryson 10/9/05 at Det.

MOST RUSHING TDs

- 3 Nick Chubb 9/29/19 vs. Cle.
- Deuce McAllister 12/8/02 vs. NO
- Karim Abdul-Jabbar 10/19/97 vs. Mia.
- 2 24 times by 22 players, last by Le'Veon Bell 12/10/17 at Pit.

PASSING

MOST PASSING ATTEMPTS

- 69 Vinny Testaverde 12/24/00 vs. NYJ
- 66 Ben Roethlisberger 12/10/17 at Pit.
- 62 Matt Schaub 12/13/10 at Hou.
- 55 Randall Cunningham 12/13/98 vs. Min.

MOST PASS COMPLETIONS

- 44 Ben Roethlisberger 12/10/17 at Pit.
- 36 Josh McCown 10/11/15 vs. Cle.
- Vinny Testaverde 12/24/00 vs. NYJ
- 35 Patrick Mahomes 12/9/18 at KC - OT
- Drew Brees 11/24/14 at NO
- Brian Griese 9/30/02 vs. Den.
- 34 Philip Rivers 11/30/14 vs. SD

MOST YARDS PASSING

- 506 Ben Roethlisberger 12/10/17 at Pit.
- 481 Vinny Testaverde 12/24/00 vs. NYJ
- 462 Peyton Manning 9/5/13 at Den.
- 457 Josh McCown 10/11/15 vs. Cle.
- 436 Philip Rivers 9/20/09 at SD

HIGHEST COMPLETION PERCENTAGE

- 84.0 Alex Smith 12/20/15 vs. KC (21-25)
- 83.9 Elvis Grbac 11/17/96 at SF (26-31)
- 83.3 Rob Johnson 8/31/97 vs. Jax. (20-24)
- 82.8 Matthew Stafford 12/3/17 vs. Det. (24-29)

LONGEST COMPLETION

- 90t Kordell Stewart to Bobby Shaw 12/16/01 vs. Pit.
- 88t Brian St. Pierre to David Gettis 11/21/10 at Car.
- 83t P. Mahomes to Mecole Hardman 9/22/19 at KC
- 82t Jon Kitna to Chad Johnson 10/19/03 at Cin.

MOST TD PASSES

- 7 Peyton Manning 9/5/13 at Den.
- 6 Ben Roethlisberger 11/2/14 at Pit.
- 5 Russell Wilson 12/13/15 vs. Sea.
- Ben Roethlisberger 11/5/07 at Pit.
- Matt Hasselbeck 11/23/03 vs. Sea.

MOST INTERCEPTIONS THROWN

- 5 Gus Frerotte 10/14/07 vs. STL
- 4 5 times, last by Andy Dalton 9/10/17 at Cin.

RECEIVING

MOST RECEPTIONS

- 15 Jimmy Smith 9/10/00 vs. Jax.
- 14 Anquan Boldin 9/23/07 vs. Ari.
- 13 Dez Bryant 10/14/12 vs. Dal.

HIGHEST AVG. GAIN PER RECEPTION (MIN. 3)

- 38.8 Tony Martin 9/28/97 at SD (4-155)
- 36.5 Chris Chambers 1/2/05 vs. Mia. (4-146)
- 36.3 Greg Camarillo 12/16/07 at Mia. (3-109)
- 32.7 Larry Fitzgerald 10/30/11 vs. Ari. (3-98)
- 32.3 Braylon Edwards 9/30/07 at Cle. (3-97)
- Plaxico Burress 12/26/04 at Pit. (3-97)

MOST RECEIVING YARDS

- 291 Jimmy Smith 9/10/00 vs. Jax.
- 229 Isaac Bruce 10/27/96 vs. STL - OT
- 227 A.J. Green 9/27/15 vs. Cin.
- 222 Odell Beckham Jr. 10/16/16 at NYG
- 213 Antonio Brown 12/10/17 at Pit.
- 189 Steve Smith 10/15/06 vs. Car.

MOST TOUCHDOWN RECEPTIONS

- 3 A.J. Green 9/13/18 at Cin.
- Marcedes Lewis 9/24/17 at Jax. - London
- Michael Crabtree 10/2/16 vs. Oak.
- Doug Baldwin 12/13/15 vs. Sea.
- Lee Evans 10/24/10 vs. Buf.
- Jimmy Smith 9/10/00 vs. Jax.
- Tony Martin 9/28/97 at SD
- Ed McCaffrey 10/20/96 at Den.

INTERCEPTIONS

MOST INTERCEPTIONS

- 3 Anthony Henry 11/18/01 vs. Cle.
- 2 28 times, last by Kevin Byard 11/5/17 at Ten.

MOST INTERCEPTION RETURN YARDAGE

- 100 Brodney Pool 11/18/07 vs. Cle. (1 TD ret.)
- 98 Chris Harris 12/16/12 vs. Den. (1 TD ret.)
- 97 Derrick Brooks 9/15/02 vs. TB (1 TD ret.)
- 93 Marcus Peters 12/20/15 vs. KC (1 TD ret.)

HIGHEST AVG. ON INT. RETURN YARDAGE (MIN. 2)

- 46.5 Marcus Peters 12/20/15 vs. KC (2-93)
- 37.0 Gary Brackett 12/9/07 vs. Ind. (2-74)
- 30.0 Aaron Ross 11/16/08 at NYG (2-60)

LONGEST INTERCEPTION RETURN

- 100t Brodney Pool 11/18/07 vs. Cle.
- 98t Chris Harris 12/16/12 vs. Den.
- 97t Derrick Brooks 9/15/02 vs. TB

INTERCEPTION RETURN TOUCHDOWNS

- 1 31 times, last by Darqueze Dennard 12/31/17 vs. Cin.

SACKS

MOST SACKS

- 4 Antwan Barnes 12/18/11 at SD
- 3.5 James Harrison 11/5/07 at Pit.
- Gerald Dixon 12/21/97 at Cin.
- 3 13 times, last by Vincent Rey 11/10/13 vs. Cin.

MOST SACK YARDAGE

- 30.0 James Harrison 9/29/08 at Pit. (2.5 sacks)
- 25.5 James Harrison 11/5/07 at Pit. (3.5 sacks)
- 25.0 Robert Mathis 10/12/08 at Ind. (3 sacks)
- Kenard Lang 9/12/04 at Cle. (3 sacks)

PUNTING

MOST PUNTS

- 11 Kyle Larson 11/30/08 at Cin.
- Tommy Barnhardt 12/19/99 vs. NO
- 10 4 times, last by Craig Hentrich 10/7/01 vs. Ten

HIGHEST GROSS PUNTING AVERAGE (4 PUNTS)

- 57.6 Andy Lee 11/24/11 vs. SF (5 punts)
- 54.8 Tim Masthay 10/13/13 vs. GB (6 punts)
- Shane Lechler 11/11/12 vs. Oak. (4 punts)
- 53.8 Mike Scifres 10/1/06 vs. SD (5 punts)

LONGEST PUNT

- 74 Andy Lee 10/7/07 at SF
- 71 Mike Scifres 10/1/06 vs. SD
- 70 Marquette King 9/20/15 at Oak.
- Mike Scifres 11/25/07 at SD

MOST PUNTS INSIDE 20

- 8 Bryan Barker 11/14/99 at Jax.
- 5 Britton Colquitt 9/5/13 at Den.
- Matt Turk 11/16/03 at Mia.

PUNT RETURNS

MOST PUNT RETURNS

- 7 Alvin Pearman 11/13/05 at Jax.
- 6 12 times, last by Mike Thomas 10/24/11 at Jax.

MOST PUNT RETURN YARDAGE

- 117 Leon Johnson 11/2/97 at NYJ - OT
- 112 Patrick Peterson 10/30/11 vs. Ari.
- 110 Kevin Williams 11/23/97 vs. Ari.

HIGHEST PUNT RETURN AVERAGE (3 RETURNS)

- 33.3 Richard Crawford 12/9/12 at Was. (3 returns)
- 30.7 Avion Black 12/15/02 at Hou. (3 returns)
- 28.0 Patrick Peterson 10/30/11 vs. Ari. (4 returns)

LONGEST PUNT RETURN

- 86t Craig Yeast 11/21/99 at Cin.
- 85t Jamison Crowder 10/9/16 vs. Was.
- 84t Joshua Cribbs 12/24/11 vs. Cle.
- 82t Patrick Peterson 10/30/11 vs. Ari.

TDs

- 1 9 times, last by Jamison Crowder 10/9/16 vs. Was. (85)

KICKOFF RETURNS

MOST KICKOFF RETURNS

- 8 Terrence Wilkins 12/2/01 vs. Ind.
- 7 7 times, last by Joshua Cribbs 11/2/08 at Cle.

MOST KICKOFF RETURN YARDAGE

- 245 Joshua Cribbs 11/18/07 vs. Cle. (7 ret.)
- 237 Joshua Cribbs 11/2/08 at Cle. (7 ret.)
- 228 Brandon Bennett 11/10/02 vs. Cin. (6 ret.)

HIGHEST KICKOFF RETURN AVERAGE (3 RETURNS)

- 47.3 Brandon Wilson 10/13/19 vs. Cin. (3-142)
- 44.3 Quintin Demps 11/23/08 vs. Phi. (4-177)
- 43.0 Will Blackwell 10/5/97 vs. Pit. (3-129)

LONGEST KICKOFF RETURN

- 107t Joe McKnight 10/2/11 vs. NYJ
- 100t Quintin Demps 11/23/08 vs. Phi.
- 97t 3 times, last by Dante Hall 9/28/03 vs. KC

TDs

- 1 11 times, last by Brandon Wilson 10/13/19 vs. Cin. (92)

POSTSEASON RECORDS

SERVICE/SCORING RECORDS

ABBREVIATIONS

WC - WILD CARD
D - DIVISIONAL PLAYOFF
A - AFC CHAMPIONSHIP
SB - SUPER BOWL

SERVICE

MOST GAMES PLAYED

21	Ray Lewis, 2008-12, 2006, 2003, 2000-01
18	Sam Koch, 2018-19, 2014, 2008-12, 2006
	Terrell Suggs, 2018, 2014, 2008-12, 2006, 2003
16	Haloti Ngata, 2014, 2008-12, 2006
15	Joe Flacco, 2014, 2008-12
	Ed Reed, 2008-12, 2006, 2003
14	Marshal Yanda, 2018-19, 2014, 2008-12
12	Ray Rice, 2008-12
11	Brendon Ayanbadejo, 2008-12
	Todd Heap, 2008-10, 2006, 2003, 2001
	Jarret Johnson, 2008-11, 2006, 2003
	Matt Stover, 2008, 2006, 2003, 2000-01

MOST GAMES, HEAD COACH

17	John Harbaugh, 2018-19, 2014, 2008-12
8	Brian Billick, 2006, 2003, 2000-01

MOST GAMES WON, HEAD COACH

10	John Harbaugh, 2018-19, 2014, 2008-12
5	Brian Billick, 2006, 2003, 2000-01

MOST GAMES LOST, HEAD COACH

7	John Harbaugh, 2018-19, 2014, 2008-12
3	Brian Billick, 2006, 2003, 2000-01

SCORING

MOST POINTS SCORED

Career	
70	Matt Stover (22-22 PATs, 16-19 FGs), 2008, 2006, 2003, 2000-01
58	Justin Tucker (25-25 PATs, 11-12 FGs), 2018-19, 2014, 2012
46	Billy Cundiff (13-13 PATs, 11-12 FGs), 2009-11
36	Anquan Boldin (6 TDs), 2010-12
	Ray Rice (6 TDs), 2008-12

Game

12	Michael Crabtree (1/6/19 vs. LAC) - WC
	Justin Tucker (1/3/15 at Pit.) - WC
	Anquan Boldin (1/20/13 at NE) - A
	Billy Cundiff (1/9/11 at KC) - WC
	Jacoby Jones (2/3/13 at SF) - SB
	Jamal Lewis (12/31/00 vs. Den.) - WC
	Willis McGahee (1/18/09 at Pit.) - A
	Ray Rice (1/10/10 at NE) - WC
	Torrey Smith (1/12/13 at Den.) - D

MOST POINTS BY A ROOKIE

Season	
28	Justin Tucker (16-16 PATs, 4-4 FGs), 2012
Game	
12	Jamal Lewis (12/31/00 vs. Den.) - WC

MOST CONSECUTIVE GAMES SCORING

11 Matt Stover, 2008, 2006, 2003, 2000-01

MOST TOUCHDOWNS

Career

6	Anquan Boldin, 2010-12
	Ray Rice, 2008-12
4	Torrey Smith, 2014, 2011-12
	Jamal Lewis, 2006, 2003, 2000
	Willis McGahee, 2008-10
	Dennis Pitta, 2014, 2011-12

Game

2	Michael Crabtree (1/6/19 vs. LAC) - WC
	Anquan Boldin (1/20/13 at NE) - A
	Jacoby Jones (2/3/13 at SF) - SB
	Jamal Lewis (12/31/00 vs. Den.) - WC
	Willis McGahee (1/18/09 at Pit.) - A
	Ray Rice (1/10/10 at NE) - WC
	Torrey Smith (1/12/13 at Den.) - D

MOST TOUCHDOWNS BY A ROOKIE

Season

4 Jamal Lewis, 2000

Game

2 Jamal Lewis (12/31/00 vs. Den.) - WC

MOST CONSECUTIVE GAMES SCORING A TD

2	Seven times, last by
	Anquan Boldin (1/20/13 at NE) - A
	through (2/3/13 at SF) - SB
	Dennis Pitta (1/20/13 at NE) - A
	through (2/3/13 at SF) - SB

MOST (KICKING) PAT ATTEMPTED

Career

25	Justin Tucker, 2018-19, 2014, 2012
22	Matt Stover, 2008, 2006, 2003, 2000-01
13	Billy Cundiff, 2009-11

Game

5	Justin Tucker (1/12/13 at Den.) - D
4	4 times, last by Justin Tucker
	(1/10/15 at NE) - D

MOST (KICKING) PAT MADE

Career

25	Justin Tucker, 2018-19, 2014, 2012
22	Matt Stover, 2008, 2006, 2003, 2000-01
13	Billy Cundiff, 2009-11

Game

5	Justin Tucker (1/12/13 at Den.) - D
4	4 times, last by Justin Tucker
	(1/10/15 at NE) - D

MOST CONSECUTIVE (KICKING) PAT

25	Justin Tucker, 2018-19, 2014, 2012
22	Matt Stover, 2008, 2006, 2003, 2000-01
13	Billy Cundiff, 2009-11

HIGHEST (KICKING) PAT PERCENTAGE

Career

1.000	Justin Tucker (25-25), 2018-19, 2014, 2012
	Billy Cundiff (13-13), 2009-11
	Matt Stover (22-22), 2008, 2006, 2003, 2000-01

MOST 2-POINT CONVERSIONS

Career

None

Game

None

MOST FIELD GOALS ATTEMPTED

Career

19	Matt Stover, 2008, 2006, 2003, 2000-01
12	Justin Tucker, 2018-19, 2014, 2012
	Billy Cundiff, 2009-11

Game

4	Matt Stover (1/14/01 at Oak.) - A
3	Justin Tucker (1/3/15 at Pit.) - WC
	Billy Cundiff (1/22/12 at NE) - A
	Billy Cundiff (1/9/11 at KC) - WC
	Matt Stover (1/13/02 at Mia.) - D
	Matt Stover (1/28/01 at NYG) - SB

MOST FIELD GOALS MADE

Career

16	Matt Stover, 2008, 2006, 2003, 2000-01
11	Justin Tucker, 2018-19, 2014, 2012
	Billy Cundiff, 2009-11

Game

3	Justin Tucker (1/3/15 at Pit.) - WC
	Billy Cundiff (1/9/11 at KC) - WC
	Matt Stover (1/14/01 at Oak.) - A

LONGEST FIELD GOAL

52	Justin Tucker (1/3/15 at Pit.) - WC
51	Matt Stover (1/13/07 vs. Ind.) - D
49	Justin Tucker (1/11/20 vs. Ten.) - D
48	Billy Cundiff (1/15/12 vs. Hou.) - D

LONGEST FIELD GOAL ATTEMPTED

52	Justin Tucker (1/3/15 at Pit.) - WC
51	Matt Stover (1/13/07 vs. Ind.) - D
50	Justin Tucker (1/6/19 vs. LAC) - WC
49	Justin Tucker (1/11/20 vs. Ten.) - D
48	Billy Cundiff (1/15/12 vs. Hou.) - D

HIGHEST FIELD GOAL PERCENTAGE

Career (min. 5 attempts)

.917	Justin Tucker (11-12), 2018-19, 2014, 2012
	Billy Cundiff (11-12), 2009-11
.842	Matt Stover (16-19), 2008, 2006, 2003, 2000-01

MOST SAFETIES

Career

None

Game

None



Ed Reed



John Harbaugh



Ray Lewis

POSTSEASON PASSING RECORDS

TOP CAREER PASSING YARDS

RK	NAME (SEASONS)	ATT	CMP	PCT	YDS	AVG./		PCT		PCT		SACKS/	
						ATT	TD	TD	INT	INT	LG	YDSL	LOST
1	Flacco, Joe (2014, 2008-12)	447	253	56.6	3,223	7.21	25	5.6	10	2.2	70t	28/184	88.6
2	Dilfer, Trent (2000)	73	35	47.9	590	8.08	3	4.1	1	1.4	96t	10/82	83.7
3	Jackson, Lamar (2018-19)	88	45	51.1	559	6.35	3	3.4	3	3.4	39	11/75	68.3
4	Grbac, Elvis (2001)	55	30	54.5	286	5.20	1	1.8	3	5.5	45	4/37	52.5
5	Wright, Anthony (2003)	37	20	54.1	214	5.78	1	2.7	2	5.4	35t	2/13	57.7
6	McNair, Steve (2006)	29	18	62.1	173	5.97	0	0.0	2	6.9	23	2/12	49.9

LONGEST PASS PLAYS

96t	Trent Dilfer to Shannon Sharpe at Oak., 1/14/01 - A	48t	Joe Flacco to Derrick Mason at Ten., 1/10/09 - D
70t	Joe Flacco to Jacoby Jones at Den., 1/12/13 - D	47	Joe Flacco to Ray Rice vs. Ind., 1/6/13 - WC
59t	Joe Flacco to Torrey Smith at Den., 1/12/13 - D	46	Joe Flacco to Anquan Boldin vs. Ind., 1/6/13 - WC
58t	Trent Dilfer to Shannon Sharpe vs. Den., 12/31/00 - WC	45	Elvis Grbac to Travis Taylor at Mia., 1/13/02 - WC
56t	Joe Flacco to Jacoby Jones at SF, 2/3/13 - SB	44	Trent Dilfer to Qadry Ismail at NYG, 1/28/01 - SB
56	Trent Dilfer to Shannon Sharpe at Ten., 1/7/01 - D	42	Joe Flacco to Torrey Smith at NE, 1/22/12 - A
50	Joe Flacco to Anquan Boldin vs. Ind., 1/6/13 - WC		

PASSING RECORDS

HIGHEST QUARTERBACK PASSER RATING

Career (min. 60 attempts)
 88.6 Joe Flacco, 2014, 2008-12
 83.7 Trent Dilfer, 2000

Game (min. 20 attempts)
 125.6 Joe Flacco (1/6/13 vs. Ind.) - WC
 124.2 Joe Flacco (2/3/13 at SF) - SB

MOST PASS ATTEMPTS

Career
 447 Joe Flacco, 2014, 2008-12
88 Lamar Jackson, 2018-19

Game
59 Lamar Jackson (1/11/20 vs. Ten.) - D
 45 Joe Flacco (1/10/15 at NE) - D
 37 Elvis Grbac (1/20/02 at Pit.) - D
 Anthony Wright (1/3/04 vs. Ten.) - WC

MOST PASS COMPLETIONS

Career
 253 Joe Flacco, 2014, 2008-12
45 Lamar Jackson, 2018-19

Game
31 Lamar Jackson (1/11/20 vs. Ten.) - D
 28 Joe Flacco (1/10/15 at NE) - D
 25 Joe Flacco (1/9/11 at KC) - WC

MOST PASSING YARDAGE

Career
 3,223 Joe Flacco, 2014, 2008-12
 590 Trent Dilfer, 2000

Game
365 Lamar Jackson (1/11/20 vs. Ten.) - D
 331 Joe Flacco (1/12/13 at Den.) - D
 306 Joe Flacco (1/22/12 at NE) - A

MOST 300-YARD PASSING GAMES

Career
 2 Joe Flacco, 2014, 2008-12
1 Lamar Jackson, 2018-19

LONGEST COMPLETION

96t Trent Dilfer (1/14/01 at Oak.) - A
 70t Joe Flacco (1/12/13 at Den.) - D

HIGHEST COMPLETION PERCENTAGE

Career
 62.1 Steve McNair, 2006
 56.6 Joe Flacco, 2014, 2008-12

Game (min. 20 attempts)
 73.5 Joe Flacco (1/9/11 at KC) - WC
 66.7 Joe Flacco (2/3/13 at SF) - SB

HIGHEST AVERAGE GAIN PER ATTEMPT


Career
 8.08 Trent Dilfer, 2000
 7.21 Joe Flacco, 2014, 2008-12

Game (min. 20 attempts)
 12.26 Joe Flacco (1/6/13 vs. Ind.) - WC
 9.74 Joe Flacco (1/12/13 at Den.) - D

ALL 200-YARD GAMES

365	Lamar Jackson vs. Ten., 1/11/20 (31 of 59) - D
331	Joe Flacco at Den., 1/12/13 (18 of 34) - D
306	Joe Flacco at NE, 1/22/12 (22 of 36) - A
292	Joe Flacco at NE, 1/10/15 (28 of 45) - D
287	Joe Flacco at SF, 2/3/13 (22 of 33) - SB
282	Joe Flacco vs. Ind., 1/6/13 (12 of 23) - WC
265	Joe Flacco at KC, 1/9/11 (25 of 34) - WC
259	Joe Flacco at Pit., 1/3/15 (18 of 29) - WC
240	Joe Flacco at NE, 1/20/13 (21 of 36) - A
214	Anthony Wright vs. Ten., 1/3/04 (20 of 37) - WC

Current Ravens in Bold



Joe Flacco

MOST PASSING TOUCHDOWNS

Career
 25 Joe Flacco, 2014, 2008-12
3 Lamar Jackson, 2018-19
 Trent Dilfer, 2000

Game
 4 Joe Flacco (1/10/15 at NE) - D
 3 Joe Flacco (2/3/13 at SF) - SB
 Joe Flacco (1/20/13 at NE) - A
 Joe Flacco (1/12/13 at Den.) - D

MOST GAMES, 4 TD PASSES

Career
 1 Joe Flacco, 2014, 2008-12

MOST GAMES, 3 OR MORE TD PASSES

Career
 4 Joe Flacco, 2014, 2008-12

MOST CONSECUTIVE GAMES, TD PASSES

10 Joe Flacco (1/9/11 at KC) - WC
 through (1/10/15 at NE) - D
2 Lamar Jackson (1/6/19 vs. LAC) - WC
 through (1/11/20 vs. Ten.) - D
 Trent Dilfer (1/14/01 at Oak.) - A
 through (1/28/01 at NYG) - SB

MOST CONSECUTIVE PASSES ATTEMPTED, NONE INTERCEPTED

*197 Joe Flacco (1/22/12 at NE) - A
 through (1/10/15 at NE) - D
 60 Joe Flacco (1/15/11 at Pit.) - D
 through (1/22/12 at NE) - A

MOST PASSES HAD INTERCEPTED

Career
 10 Joe Flacco, 2014, 2008-12
3 Lamar Jackson, 2018-19
 Elvis Grbac, 2001

Game
 3 Joe Flacco (1/18/09 at Pit.) - A
 Elvis Grbac (1/20/02 at Pit.) - D

MOST PASS ATTEMPTS, NO INTERCEPTIONS

Game
 36 Joe Flacco (1/20/13 at NE) - A
 34 Joe Flacco (1/12/13 at Den.) - D
 Joe Flacco (1/9/11 at KC) - WC

LOWEST PERCENTAGE, PASSES HAD INTERCEPTED

Career
 1.4 Trent Dilfer (1 in 73), 2000
 2.2 Joe Flacco (10 in 447), 2014, 2008-12

MOST TIMES SACKED

Career
 28 Joe Flacco, 2014, 2008-12
11 Lamar Jackson, 2018-19

Game
7 Lamar Jackson (1/6/19 vs. LAC) - WC
 5 Joe Flacco (1/15/12 vs. Hou.) - D
 Joe Flacco (1/15/11 at Pit.) - D

*Third-longest streak in NFL postseason history (Tom Brady, 237; Drew Brees, 226)

POSTSEASON RECEIVING RECORDS

TOP 10 CAREER RECEIVING YARDS

RANK	NAME (SEASONS)	REC	YDS	AVG	LG	TD
1	Boldin, Anquan (2010-12)	38	616	16.2	50	6
2	Smith, Torrey (2014, 2011-12)	20	414	20.7	59t	4
3	Heap, Todd (2008-10, 2006, 2003, 2001)	32	385	12.0	35t	2
4	Sharpe, Shannon (2000-01)	15	309	20.6	96t	2
5	Rice, Ray (2008-12)	37	296	8.0	47	1
6	Mason, Derrick (2008-10, 2006)	20	289	14.5	48t	1
7	Pitta, Dennis (2014, 2010-12)	21	233	11.1	24	4
8	Ismail, Qadry (2000-01)	11	174	15.8	44	0
9	Clayton, Mark (2008-09, 2006)	13	169	13.0	37	0
10	Taylor, Travis (2003, 2001)	13	158	12.2	45	1

ALL 100-YARD GAMES

145	Anquan Boldin vs. Ind., 1/6/13 - WC
126	Marquise Brown vs. Ten., 1/11/20 - D
108	Todd Heap at KC, 1/9/11 - WC
104	Anquan Boldin at SF, 2/3/13 - SB
101	Steve Smith Sr. at Pit., 1/3/15 - WC
101	Anquan Boldin at NE, 1/22/12 - A

Current Ravens in Bold

LONGEST RECEPTIONS

96t	Trent Dilfer to Shannon Sharpe at Oak., 1/14/01 - A	48t	Joe Flacco to Derrick Mason at Ten., 1/10/09 - D
70t	Joe Flacco to Jacoby Jones at Den., 1/12/13 - D	47	Joe Flacco to Ray Rice vs. Ind., 1/6/13 - WC
59t	Joe Flacco to Torrey Smith at Den., 1/12/13 - D	46	Joe Flacco to Anquan Boldin vs. Ind., 1/6/13 - WC
58t	Trent Dilfer to Shannon Sharpe vs. Den., 12/31/00 - WC	45	Elvis Grbac to Travis Taylor at Mia., 1/13/02 - WC
56t	Joe Flacco to Jacoby Jones at SF, 2/3/13 - SB	44	Trent Dilfer to Qadry Ismail at NYG, 1/28/01 - SB
56	Trent Dilfer to Shannon Sharpe at Ten., 1/7/01 - D	42	Joe Flacco to Torrey Smith at NE, 1/22/12 - A
50	Joe Flacco to Anquan Boldin vs. Ind., 1/6/13 - WC	40	Joe Flacco to Steve Smith Sr. at Pit., 1/3/15 - WC

RECEIVING RECORDS

MOST RECEPTIONS

Career	
38	Anquan Boldin, 2010-12
37	Ray Rice, 2008-12
32	Todd Heap, 2008-10, 2006, 2003, 2001
Game	
10	Todd Heap (1/9/11 at KC) - WC
9	Ray Rice (1/16/10 at Ind.) - D
7	Ray Rice (1/15/11 at Pit.) - D
	Travis Taylor (1/3/04 vs. Ten.) - WC

MOST RECEIVING YARDAGE

Career	
616	Anquan Boldin, 2010-12
414	Torrey Smith, 2014, 2011-12
385	Todd Heap, 2008-10, 2006, 2003, 2001
Game	
145	Anquan Boldin (1/6/13 vs. Ind.) - WC
126	Marquise Brown (1/11/20 vs. Ten.) - D
108	Todd Heap (1/9/11 at KC) - WC
104	Anquan Boldin (2/3/13 at SF) - SB

MOST GAMES, 100 OR MORE YARDS, RECEIVING

Career	
3	Anquan Boldin, last 2/3/13 at SF - SB
1	Marquise Brown (126 yards, 1/20/11 vs. Ten.) - D
	Todd Heap (108 yards, 1/9/11 at KC) - WC
	Steve Smith Sr. (101 yards, 1/3/15 at Pit.) - WC

LONGEST PASS RECEPTION

96t	Shannon Sharpe (1/14/01 at Oak.) - A
70t	Jacoby Jones (1/12/13 at Den.) - D
59t	Torrey Smith (1/12/13 at Den.) - D

AVERAGE GAIN PER RECEPTION

Career (Min. 10 rec.)	
20.7	Torrey Smith (20-414), 2014, 2011-12
20.6	Shannon Sharpe (15-309), 2000-01
16.2	Anquan Boldin (38-616), 2010-12
Game (min. 3 rec.)	
32.7	Torrey Smith (3-98, 1/12/13 at Den.) - D
29.0	Anquan Boldin (5-145, 1/6/13 vs. Ind.) - WC
27.3	Torrey Smith (3-82, 1/22/12 at NE) - A
24.3	Shannon Sharpe (3-73, 12/31/00 vs. Den.) - WC

MOST TD RECEPTIONS

Career	
6	Anquan Boldin, 2010-12
4	Torrey Smith, 2014, 2011-12
	Dennis Pitta, 2014, 2010-12
2	Michael Crabtree, 2018
	Todd Heap, 2008-10, 2006, 2003, 2001
	Jacoby Jones, 2012
	Shannon Sharpe, 2000-01
Game	
2	Michael Crabtree (1/6/19 vs. LAC) - WC
	Anquan Boldin (1/20/13 at NE) - A
	Torrey Smith (1/12/13 at Den.) - D



Anquan Boldin

POSTSEASON RUSHING RECORDS

TOP 10 CAREER RUSHING YARDS

RANK	NAME (SEASONS)	ATT	YDS	AVG	LG	TD
1	Rice, Ray (2008-12)	191	750	3.9	83t	5
2	Lewis, Jamal (2006, 2003, 2001, 2000)	130	426	3.3	27t	4
3	McGahee, Willis (2008-10)	75	271	3.6	48	4
4	Pierce, Bernard (2014, 2012)	41	209	5.1	43	1
5	Jackson, Lamar (2018-19)	29	197	6.8	30	0
6	Forsett, Justin (2014)	40	169	4.2	19	0
7	Allen, Terry (2001)	29	120	4.1	13	1
8	McClain, Le'Ron (2008-10)	39	102	2.6	11	2
9	Flacco, Joe (2014, 2008-12)	50	87	1.7	14	1
10	Brookins, Jason (2001)	14	71	5.1	18	0

ALL 100-YARD GAMES

159	Ray Rice at NE, 1/10/10 (22 car.) - WC
143	Lamar Jackson vs. Ten., 1/11/20 (20 car.) - D
131	Ray Rice at Den., 1/12/13 (30 car.) - D
129	Justin Forsett at NE, 1/10/15 (24 car.) - D
110	Jamal Lewis vs. Den., 12/31/00 (30 car.) - WC
109	Terry Allen at Mia., 1/13/02 (25 car.) - WC
103	Bernard Pierce vs. Ind., 1/6/13 (13 car.) - WC
102	Jamal Lewis at NYG, 1/28/01 (27 car.) - SB

Current Ravens in Bold

LONGEST RUNS

83t	Ray Rice at NE, 1/10/10 - WC	27t	Jamal Lewis vs. Den., 12/31/00 - WC
48	Willis McGahee at Mia., 1/4/09 - WC	25t	Willis McGahee at KC, 1/9/11 - WC
43	Bernard Pierce vs. Ind., 1/6/13 - WC	22	Lamar Jackson vs. Ten., 1/11/20 - D
32	Ray Rice at Den., 1/12/13 - D	20	Ray Rice at Den., 1/12/13 - D
30	Lamar Jackson vs. Ten., 1/11/20 - D	20	Ray Rice at Ind., 1/16/10 - D
27	Lamar Jackson vs. Ten., 1/11/20 - D	20	Jamal Lewis vs. Den., 12/31/00 - WC

RUSHING RECORDS

MOST RUSHING ATTEMPTS

Career	191 Ray Rice, 2008-12
	130 Jamal Lewis, 2006, 2003, 2000
Game	30 Ray Rice (1/12/13 at Den.) - D
	Jamal Lewis (12/31/00 vs. Den.) - WC

MOST YARDAGE

Career	750 Ray Rice, 2008-12
	426 Jamal Lewis, 2006, 2003, 2000
Game	159 Ray Rice (1/10/10 at NE) - WC
	143 Lamar Jackson (1/11/20 vs. Ten.) - D
	131 Ray Rice (1/12/13 at Den.) - D

MOST 100-YARD RUSHING GAMES

Career	2 Ray Rice, 2008-12
	2 Jamal Lewis, 2003, 2000
1	Lamar Jackson, 2018-19
	Justin Forsett, 2014
	Terry Allen, 2001
	Bernard Pierce, 2014, 2012

LONGEST RUN FROM SCRIMMAGE

83t	Ray Rice (1/10/10 at NE) - WC
48	Willis McGahee (1/4/09 at Mia.) - WC

MOST RUSHING TOUCHDOWNS

Career	5 Ray Rice, 2008-12
	4 Jamal Lewis, 2006, 2003, 2000
	Willis McGahee, 2008-10
Game	2 Jamal Lewis (12/31/00 vs. Den.) - WC
	Willis McGahee (1/18/09 at Pit.) - A
	Ray Rice (1/10/10 at NE) - WC

MOST CONSECUTIVE GAMES WITH A RUSHING TOUCHDOWN

2	Ray Rice (1/12/13 at Den.) - D through (1/20/13 at NE) - A
	Jamal Lewis (12/31/00 vs. Den.) - WC through (1/07/01 at Ten.) - D
	Willis McGahee (1/18/09 at Pit.) - A through (1/10/10 at NE) - WC

HIGHEST RUSHING AVERAGE

Career (min. 30 carries)	5.1 Bernard Pierce, 2014, 2012
	4.2 Justin Forsett, 2014
	3.9 Ray Rice, 2008-12
Game (min. 10 carries)	7.9 Bernard Pierce (1/6/13 vs. Ind.) - WC
	7.2 Lamar Jackson (1/11/20 vs. Ten.) - D
	Ray Rice (1/10/10 at NE) - WC



Jamal Lewis

POSTSEASON SCRIMMAGE/COMBINED YARDS RECORDS

TOP 5 CAREER SCRIMMAGE YARDS

RANK	NAME (SEASONS)	RUSH	RUSH YDS	REC	REC YDS	TOTAL ATT	SCRM YDS
1	Rice, Ray (2008-12)	191	750	37	296	228	1,046
2	Boldin, Anquan (2010-12)	0	0	38	616	38	616
3	Lewis, Jamal (2006, 2003, 2000-01)	130	426	10	68	140	494
4	Smith, Torrey (2014, 2011-12)	1	0	20	414	21	414
5	Heap, Todd (2008-10, 2006, 2003, 2001)	0	0	32	385	32	385

SCRIMMAGE YARDS RECORDS

MOST ATTEMPTS

CAREER	SEASON	GAME
228 Ray Rice, 2008-12	108 Jamal Lewis, 2000	32 Jamal Lewis (1/14/01 at Oak.) - A
140 Jamal Lewis, 2000-06	92 Ray Rice, 2012	31 Jamal Lewis (12/31/00 vs. Den.) - WC
85 Willis McGahee, 2008-10	47 Ray Rice, 2011	30 Ray Rice (1/12/13 at Den.) - D

MOST YARDAGE GAINED

CAREER	SEASON	GAME
1,046 Ray Rice, 2008-12	394 Ray Rice, 2012	159 Ray Rice (1/10/10 at NE) - WC
616 Anquan Boldin, 2010-12	380 Anquan Boldin, 2012	146 Justin Forsett (1/10/15 at NE) - D
494 Jamal Lewis, 2000-06	378 Jamal Lewis, 2000	145 Anquan Boldin (1/6/13 vs. Ind.) - WC

TOP 5 CAREER COMBINED YARDS

RANK	NAME (SEASONS)	NO	YDS	AVG	TD
1	Rice, Ray (2008-12)	230	1,079	4.7	6
2	Jones, Jacoby (2014, 2012)	42	907	21.6	3
3	Boldin, Anquan (2010-12)	38	616	16.2	6
4	Lewis, Jermaine (2000-01)	33	534	16.2	2
5	Lewis, Jamal (2006, 2003, 2000-01)	140	494	3.5	4

COMBINED YARDS RECORDS

MOST ATTEMPTS

CAREER	SEASON	GAME
230 Ray Rice, 2008-12	108 Jamal Lewis, 2000	32 Jamal Lewis (1/14/01 at Oak.) - A
140 Jamal Lewis, 2000-06	92 Ray Rice, 2012	31 Jamal Lewis (12/31/00 vs. Den.) - WC
85 Willis McGahee, 2008-10	47 Ray Rice, 2011	30 Ray Rice (1/12/13 at Den.) - D

MOST YARDAGE GAINED

CAREER	SEASON	GAME
1,079 Ray Rice, 2008-12	619 Jacoby Jones, 2012	*290 Jacoby Jones (2/3/13 at SF) - SB
907 Jacoby Jones, 2014, 2012	394 Ray Rice, 2012	181 Jermaine Lewis (1/20/02 at Pit.) - D
616 Anquan Boldin, 2010-12	380 Anquan Boldin, 2012	168 Jacoby Jones (1/10/15 at NE) - D

* Super Bowl Record

YARDS FROM SCRIMMAGE ALL 100-YARD GAMES

159	Ray Rice at NE, 1/10/10 - WC
146	Justin Forsett at NE, 1/10/15 - D
145	Anquan Boldin vs. Ind., 1/6/13 - WC
143	Lamar Jackson vs. Ten., 1/11/20 - D
131	Ray Rice at Den., 1/12/13 - D
127	Ray Rice at Ind., 1/16/10 - D
126	Marquise Brown vs. Ten., 1/11/20 - D
125	Jamal Lewis vs. Den., 12/31/00 - WC
115	Ray Rice vs. Ind., 1/6/13 - WC
109	Terry Allen at Mia., 1/13/02 - WC
108	Todd Heap at KC, 1/9/11 - WC
106	Jamal Lewis at NYG, 1/28/01 - SB
104	Anquan Boldin at SF, 2/3/13 - SB
103	Bernard Pierce vs. Ind., 1/6/13 - WC
101	Steve Smith Sr. at Pit., 1/3/15 - WC
101	Anquan Boldin at NE, 1/22/12 - A
100	Jamal Lewis at Oak., 1/14/01 - A

Current Ravens in Bold



Jacoby Jones

POSTSEASON DEFENSIVE RECORDS

TOP 5 CAREER INTERCEPTIONS

RANK	NAME (SEASONS)	NO	YDS	AVG	LG	TD
1	Reed, Ed (2008-12, 2006, 2003)	*9	168	18.7	64t	1
2	Starks, Duane (2000-01)	4	119	29.8	49t	1
3t	McAlister, Chris (2006, 2003, 2000-01)	3	22	7.3	18	0
	Webb, Lardarius (2014, 2009-12)	3	1	0.3	1	0
5t	Graham, Corey (2012)	2	39	19.5	39t	1
	Landry, Dawan (2008-10, 2006)	2	76	38.0	42	0
	Lewis, Ray (2008-12, 2006, 2003, 2000-01)	2	54	27.0	50t	1
	Sharper, Jamie (2000-01)	2	19	9.5	15	0
	Williams, Cary (2009-12)	2	41	20.5	41	0

50-YARD INT RETURNS

64t	Ed Reed at Mia., 1/4/09 - WC
56t	Will Demps vs. Ten., 1/3/04 - WC
50t	Ray Lewis at Ten., 1/7/01 - D

Current Ravens in Bold

*Ties NFL Postseason Record
(Ronnie Lott, Bill Simpson & Charlie Waters)

INTERCEPTIONS RECORDS

MOST INTERCEPTIONS

Career

*9	Ed Reed, 2008-12, 2006, 2003
4	Duane Starks, 2000-01
3	Chris McAlister, 2006, 2003, 2000-01
	Lardarius Webb, 2014, 2009-12

Game

2	Corey Graham (1/12/13 at Den.) - D
	Ed Reed (1/4/09 at Mia.) - WC
	Ed Reed (1/13/07 vs. Ind.) - D
	Duane Starks (1/14/01 at Oak.) - A
	Lardarius Webb (1/15/12 vs. Hou.) - D
1	33 times, last by Daryl Smith (1/10/15 at NE) - D

MOST YARDS GAINED AFTER INTERCEPTIONS

Career

168	Ed Reed, 2008-12, 2006, 2003
119	Duane Starks, 2000-01
76	Dawan Landry, 2009-10, 2006

*Ties NFL Postseason Record
(Ronnie Lott, Bill Simpson & Charlie Waters)

Game

76	Ed Reed, 2 INTs, incl. a 64-yard TD (1/4/09 at Mia.) - WC
67	Dawan Landry, 42-yard INT & 25-yard lateral from Ed Reed (1/10/10 at NE) - WC
56t	Will Demps (1/3/04 vs. Ten.) - WC

LONGEST INTERCEPTION RETURN

64t	Ed Reed (1/4/09 at Mia.) - WC
56t	Will Demps (1/3/04 vs. Ten.) - WC
50t	Ray Lewis (1/7/01 at Ten.) - D

HIGHEST AVG. ON INTERCEPTION RETURNS

Career (min. 3)

29.8	Duane Starks (4-119), 2000-01
18.7	Ed Reed (9-168), 2008-12, 2006, 2003

MOST TDs ON INTERCEPTION RETURNS

Career

1	Will Demps (1/3/04 vs. Ten.) - WC
	Corey Graham (1/12/13 at Den.) - D
	Ray Lewis (1/7/01 at Ten.) - D
	Ed Reed (1/4/09 at Mia.) - WC
	Duane Starks (1/28/01 at NYG) - SB

TACKLES RECORDS

MOST TACKLES

Career

236	Ray Lewis, 2008-12, 2006, 2003, 2000-01
84	Terrell Suggs, 2018, 2014, 2008-12, 2006, 2003
61	Dannell Ellerbe, 2009-12
52	Haloti Ngata, 2014, 2008-12, 2006
50	Ed Reed, 2008-12, 2006, 2003
40	Jamie Sharper, 2000-01

Game

23	Ray Lewis (1/13/07 vs. Ind.) - D
18	Ray Lewis (1/3/04 vs. Ten.) - WC
17	Ray Lewis (1/12/13 at Den.) - D
14	Jamie Sharper (1/20/02 at Pit.) - D

FUMBLES RECORDS

MOST FUMBLES

Career

6	Joe Flacco, 2014, 2008-12
	Ray Rice, 2008-12

Game

3	Lamar Jackson (1/6/19 vs. LAC) - WC
2	Ray Rice (1/6/13 vs. Ind.) - WC
	Jim Leonhard (1/18/09 at Pit.) - A

MOST FUMBLES LOST

Career

5	Ray Rice, 2008-12
3	Joe Flacco, 2014, 2008-12

Game

2	Ray Rice (1/6/13 vs. Ind.) - WC
---	---------------------------------

MOST OPPONENTS FUMBLES RECOVERED

Career

2	Arthur Jones, 2010-12
	Jim Leonhard, 2008
	Terrell Suggs, 2014, 2008-12, 2006, 2003

Game

1	18 times, last by C.J. Mosley (1/6/19 vs. LAC) - WC
---	---

MOST OPPONENTS FUMBLES FORCED

Career

6	Ray Lewis, 2008-12, 2006, 2003, 2000-01
4	Terrell Suggs, 2014, 2008-12, 2006, 2003

Game

2	Daryl Smith (1/3/15 at Pit.) - WC
	Ray Lewis (1/20/02 at Pit.) - D
1	25 times, last by Patrick Onwuasor (1/6/19 vs. LAC) - WC

LONGEST FUMBLE RETURN

Career

13t	Cory Redding, 2010
-----	--------------------

Game

13t	Cory Redding (1/15/11 at Pit.) - D
-----	------------------------------------

MOST TDs ON FUMBLE RETURNS (OPPONENT FUMBLE)

Career

1	Cory Redding, 2010
---	--------------------

Game

1	Cory Redding (1/15/11 at Pit.) - D
---	------------------------------------



C.J. Mosley

SACKS RECORDS

MOST SACKS

Career

12.5	Terrell Suggs, 2014, 2008-12, 2006, 2003
6	Paul Kruger, 2009-12
6	Michael McCrary, 2000

Game

3	Michael McCrary (12/31/00 vs. Den.) - WC
	Terrell Suggs (1/15/11 at Pit.) - D
2.5	Paul Kruger (1/6/13 vs. Ind.) - WC
2	7 times, last by Elvis Dumervil (1/3/15 at Pit.) - WC

MOST SACK YARDAGE

Career

79	Terrell Suggs, 2014, 2008-12, 2006, 2003
44	Michael McCrary, 2000-01
37.5	Paul Kruger, 2009-12

Game

23	Michael McCrary (12/31/00 vs. Den.) - WC
18	Elvis Dumervil (1/3/15 at Pit.) - WC
	Paul Kruger (1/6/13 vs. Ind.) - WC
	Terrell Suggs (1/15/11 at Pit.) - D
17	Terrell Suggs (1/18/09 at Pit.) - A



POSTSEASON PUNT RETURN RECORDS

TOP 5 CAREER PUNT RETURN YARDS

RANK	NAME (SEASONS)	NO	FC	YDS	AVG	LG	TD
1	Lewis, Jermaine (2000-01)	16	11	224	14.0	88t	1
2	Jones, Jacoby (2014, 2012)	11	3	130	11.8	34	0
3	Leonhard, Jim (2008)	9	2	115	12.8	45	0
4	Webb, Lardarius (2014, 2009-12)	3	5	41	13.7	36	0
5	Carr, Chris (2009-11)	3	3	34	11.3	34	0

LONGEST PUNT RETURNS

88t	Jermaine Lewis at Pit., 1/20/02 - D
45	Jim Leonhard at Pit., 1/18/09 - A
38	Jermaine Lewis at Oak., 1/14/01 - A
36	Lardarius Webb at Pit., 1/15/11 - D
34	Jacoby Jones vs. Ind., 1/6/13 - WC
34	Chris Carr at NE, 1/10/10 - WC
34	Jermaine Lewis at NYG, 1/28/01 - SB

Current Ravens in Bold

PUNT RETURN RECORDS

MOST PUNT RETURNS

Career

16	Jermaine Lewis, 2000-01
11	Jacoby Jones, 2014, 2012

Game

6	Jim Leonhard (1/18/09 at Pit.) - A
4	Jacoby Jones (1/6/13 vs. Ind.) - WC
	Jermaine Lewis (12/31/00 vs. Den.) - WC

MOST FAIR CATCHES

Career

11	Jermaine Lewis, 2000-01
5	Lardarius Webb, 2014, 2009-12

Game

4	Jermaine Lewis (1/28/01 at NYG) - SB
	Lardarius Webb (1/15/12 vs. Hou.) - D
3	Ed Reed (1/20/13 at NE) - A
	Chris Carr (1/16/10 at Ind.) - D
	Jermaine Lewis (1/7/01 at Ten.) - D

MOST YARDS GAINED ON PUNT RETURNS

Career

224	Jermaine Lewis, 2000-01
130	Jacoby Jones, 2014, 2012

Game

99	Jermaine Lewis (1/20/02 at Pit.) - D
65	Jim Leonhard (1/18/09 at Pit.) - A

LONGEST PUNT RETURN

88t	Jermaine Lewis (1/20/02 at Pit.) - D
45	Jim Leonhard (1/18/09 at Pit.) - A

HIGHEST AVERAGE

Career (min. 8 returns)

14.0	Jermaine Lewis, 2000-01
12.8	Jim Leonhard, 2008

Game (min. 3 returns)

33.0	Jermaine Lewis (3-99, 1/20/02 at Pit.) - D
19.3	Jermaine Lewis (3-58, 1/14/01 at Oak.) - A


MOST TOUCHDOWNS

Career

1	Jermaine Lewis, 2000-01
---	-------------------------

Game

1	Jermaine Lewis (1/20/02 at Pit.) - D
---	--------------------------------------



Jermaine Lewis

POSTSEASON KICKOFF RETURN RECORDS

TOP 5 CAREER KICKOFF RETURN YARDS

RANK	NAME (SEASONS)	NO	YDS	AVG	LG	TD
1	Jones, Jacoby (2014, 2012)	25	627	25.1	*108t	1
2	Lewis, Jermaine (2000-01)	11	293	26.6	84t	1
3	Parmele, Jalen (2009-10)	8	162	20.3	29	0
4	Ross, Cory (2006)	6	124	20.7	27	0
5	Zbikowski, Tom (2008-11)	5	118	23.6	31	0

KICKOFF RETURN RECORDS

MOST KICKOFF RETURNS

Career	Game
25 Jacoby Jones, 2014, 2012	6 Ty Montgomery (1/6/19 vs. LAC) - WC
11 Jermaine Lewis, 2000-01	Jacoby Jones (1/10/15 at NE) - D
	Cory Ross (1/13/07 vs. Ind.) - D
	5 Jacoby Jones (1/3/15 at Pit.) - WC
	Jacoby Jones (2/3/13 at SF) - SB

MOST YARDS GAINED ON KICKOFF RETURNS

Career	Game
627 Jacoby Jones, 2012	206 Jacoby Jones (2/3/13 at SF) - SB
293 Jermaine Lewis, 2000-01	148 Jacoby Jones (1/10/15 at NE) - D
	124 Cory Ross (1/13/07 vs. Ind.) - D

* NFL Postseason Record

LONGEST KICKOFF RETURN

*108t Jacoby Jones (2/3/13 at SF) - SB
84t Jermaine Lewis (1/28/01 at NYG) - SB

HIGHEST AVERAGE

Career (min. 5 returns)	Game (min. 2 returns)
26.6 Jermaine Lewis, 2000-01	55.5 Jermaine Lewis (1/28/01 at NYG) - SB
25.1 Jacoby Jones, 2014, 2012	41.2 Jacoby Jones (2/3/13 at SF) - SB
	30.0 Jacoby Jones (1/6/13 vs. Ind.) - WC

MOST TOUCHDOWNS

Career	Game
1 Jacoby Jones, 2014, 2012	1 Jacoby Jones (2/3/13 at SF) - SB
Jermaine Lewis, 2000-01	Jermaine Lewis (1/28/01 at NYG) - SB

LONGEST KICKOFF RETURNS

*108t Jacoby Jones at SF, 2/3/13 - SB
84t Jermaine Lewis at NYG, 1/28/01 - SB
38 Lardarius Webb at Pit., 1/15/11 - D
37 Jacoby Jones vs. Ind., 1/6/13 - WC
31 Tom Zbikowski at Mia., 1/4/09 - WC
30 Jacoby Jones at SF, 2/3/13 - SB
30 Tom Zbikowski at NE, 1/10/10 - WC

Current Ravens in Bold

* NFL Postseason Record

COMBINED KICK RETURN RECORDS

MOST COMBINED KICK RETURNS

CAREER	SEASON	GAME
36 Jacoby Jones, 2014, 2012	22 Jacoby Jones, 2012	9 Jacoby Jones (1/10/15 at NE) - D
27 Jermaine Lewis, 2000-01	16 Jermaine Lewis, 2000	8 Cory Ross (1/13/07 vs. Ind.) - D
	14 Jacoby Jones, 2014	7 Jacoby Jones (2/3/13 at SF) - SB
		Jermaine Lewis (1/20/02 at Pit.) - D

MOST COMBINED KICK RETURN YARDAGE

CAREER	SEASON
757 Jacoby Jones, 2014, 2012	472 Jacoby Jones, 2012
517 Jermaine Lewis, 2000-01	311 Jermaine Lewis, 2000
162 Jalen Parmele, 2009-10	285 Jacoby Jones, 2014

GAME
234 Jacoby Jones (2/3/13 at SF) - SB
181 Jermaine Lewis (1/20/02 at Pit.) - D
168 Jacoby Jones (1/10/15 at NE) - D
154 Cory Lewis (1/13/07 vs. Ind.) - D
145 Jermaine Lewis (1/28/01 at NYG) - SB

MOST COMBINED KICK RETURN TOUCHDOWNS

CAREER	SEASON	GAME
2 Jermaine Lewis, 1 PR & 1 KOR, 2000-01	1 Jacoby Jones, 1 KOR, 2012	1 Jacoby Jones, 1 KOR (2/3/13 at SF) - SB
	Jermaine Lewis, 1 PR, 2001	Jermaine Lewis, 1 PR (1/20/02 at Pit.) - D
	Jermaine Lewis, 1 KOR, 2000	Jermaine Lewis, 1 KOR (1/28/01 at NYG) - SB



Jacoby Jones

POSTSEASON PUNTING RECORDS

TOP 3 CAREER GROSS PUNTING

RANK	NAME (SEASONS)	NO	YDS	AVG	TB	IN 20	LG	NET	BK
1	Koch, Sam (2018-19, '14, '08-12, '06)	87	3,880	44.6	10	26	64	36.9	1
2	Richardson, Kyle (2000-01)	45	1,799	40.0	4	15	66	33.4	2
3	Zastudil, Dave (2003)	8	390	48.8	0	0	56	40.0	0

PUNTING RECORDS

MOST PUNTS

Career	87 Sam Koch, 2018-19, 2014, 2008-12, 2006
	45 Kyle Richardson, 2000-01

Game

10	Kyle Richardson (1/28/01 at NYG) - SB
	Kyle Richardson (12/31/00 vs. Den.) - WC

LONGEST PUNT

66	Kyle Richardson (12/31/00 vs. Den.) - WC
64	Sam Koch (1/15/12 vs. Hou.) - D

HIGHEST GROSS PUNTING AVERAGE

Career (min. 8 punts)	48.8 Dave Zastudil, 2003
44.6	Sam Koch, 2018-19, 2014, 2008-12, 2006

Game (min. 4 punts)

53.8	Sam Koch (1/15/11 at Pit.) - D
50.3	Sam Koch (1/10/15 at NE) - D

HIGHEST NET PUNTING AVERAGE

Career (min. 8 punts)	40.0 Dave Zastudil, 2003
36.9	Sam Koch, 2018-19, 2014, 2008-12, 2006

Game (min. 4 punts)

44.4	Sam Koch (1/15/12 vs. Hou.) - D
43.3	Sam Koch (1/15/11 at Pit.) - D

MOST PUNTS INSIDE THE 20

Career	26 Sam Koch, 2018-19, 2014, 2008-12, 2006
	15 Kyle Richardson, 2000-01

Game

6	Sam Koch (1/12/13 at Den.) - D (2 OT)
4	Kyle Richardson (1/28/01 at NYG) - SB
	Kyle Richardson (1/14/01 at Oak.) - A
	Kyle Richardson (12/31/00 vs. Den.) - WC

MOST PUNTS HAD BLOCKED

Career	2 Kyle Richardson, 2000-01
Game	2 Kyle Richardson (1/7/01 at Ten.) - D

LONGEST PUNTS

66	Kyle Richardson vs. Den., 12/31/00 - WC
64	Sam Koch vs. Hou., 1/15/12 - D
61	Sam Koch at Pit., 1/15/11 - D
60	Sam Koch vs. Ind., 1/6/13 - WC
59	Sam Koch vs. LAC, 1/6/19 - WC
59	Sam Koch at NE, 1/20/13 - A
59	Sam Koch at Ind., 1/16/10 - D
58	Sam Koch at Den., 1/12/13 - D
56	Sam Koch at SF, 2/3/13 - SB
56	Dave Zastudil vs. Ten., 1/3/04 - WC

LONGEST FIELD GOALS

52	Justin Tucker at Pit., 1/3/15 - WC
51	Matt Stover vs. Ind., 1/13/07 - D
49	Justin Tucker vs. Ten., 1/11/20 - D
48	Billy Cundiff vs. Hou., 1/15/12 - D
47	Justin Tucker at Den., 1/12/13 - D (2OT)
47	Matt Stover at NYG, 1/28/01 - SB
45	Justin Tucker at Pit., 1/3/15 - WC
44	Billy Cundiff vs. Hou., 1/15/12 - D
43	Matt Stover vs. Ten., 1/3/04 - WC
43	Matt Stover at Ten., 1/10/09 - D
40	Matt Stover at Mia., 1/13/02 - WC

Current Ravens in Bold



Sam Koch

Please see "Scoring Records" on the first page of the Postseason Records section for the Ravens' field goal and PAT records.

POSTSEASON TEAM RECORDS

WINS/LOSSES

ALL-TIME POSTSEASON RECORD

15-10

ALL-TIME POSTSEASON HOME RECORD

3-4

ALL-TIME POSTSEASON ROAD RECORD

10-6

ALL-TIME POSTSEASON NEUTRAL SITE RECORD

2-0 (Super Bowl XXXV & Super Bowl XLVII)

MOST CONSECUTIVE GAMES WON

5 2012-14, 2000-01

SCORING

MOST POINTS SCORED

38 1/12/13 at Den. - D (2OT)
34 2/3/13 at SF - SB
1/28/01 at NYG - SB

MOST POINTS ALLOWED

35 1/10/15 at NE - D
1/12/13 at Den. - D (2OT)

31 2/3/13 at SF - SB
1/15/11 at Pit. - D

MOST POINTS SCORED, BOTH TEAMS

73 1/12/13 at Den. - D (2OT) (Bal. 38, Den. 35)
66 1/10/15 at NE - D (Bal. 31, NE 35)
65 2/3/13 at SF - SB (Bal. 34, SF 31)

FEWEST POINTS SCORED

3 1/16/10 at Ind. - D
6 1/13/07 vs. Ind. - D
10 1/20/02 at Pit. - D

FEWEST POINTS ALLOWED

3 1/13/02 at Mia. - WC
1/14/01 at Oak. - A
12/31/00 vs. Den. - WC

FEWEST POINTS SCORED, BOTH TEAMS

19 1/14/01 at Oak. - A (Bal. 16, Oak. 3)
21 1/13/07 vs. Ind. - D (Ind. 15, Bal. 6)
23 1/16/10 at Ind. - D (Ind. 20, Bal. 3)
1/10/09 at Ten. - D (Bal. 13, Ten. 10)
1/13/02 at Mia. - WC (Bal. 20, Mia. 3)

MOST POINTS OVERCOME TO WIN GAME

7 1/12/13 at Den. - D (trailed by 7, three times)
1/7/01 at Ten. - D (trailed 0-7, won 24-10)

LARGEST BLOWN LEAD TO LOSE GAME

14 1/10/15 at NE - D (led 14-0 & 28-14, lost 31-35)
1/15/11 at Pit. - D (led 21-7, lost 24-31)

MOST POINTS SCORED, EACH HALF

1ST
24 1/10/10 at NE - D

2ND
24 1/28/01 at NYG - SB

MOST POINTS SCORED, EACH QUARTER

1ST
24 1/10/10 at NE - WC

2ND
14 2/3/13 at SF - SB; 12/31/00 vs. Den. - WC

3RD
14 1/28/01 at NYG - SB

4TH
14 1/6/19 vs. LAC - WC; 1/20/13 at NE - A;
1/7/01 at Ten. - D

OT
3 1/12/13 at Den. - D (2OT)

MOST POINTS ALLOWED, EACH QUARTER

1ST
14 1/12/13 at Den. - D (2OT)

2ND
14 1/16/10 at Ind. - D

3RD
17 2/3/13 at SF - SB

4TH
11 1/6/19 vs. LAC - WC

OT
None

MOST CONSECUTIVE GAMES SCORING

25 2018-19, 2014, 2008-12, 2006, 2003, 2000-01

MOST TDs

5 1/12/13 at Den. - D (2OT)

FEWEST TDs

0 1/16/10 at Ind. - D
1/13/07 vs. Ind. - D

MOST TDs BY OPPONENT

5 1/10/15 at NE - D; 1/12/13 at Den. - D (2OT)

FEWEST TDs BY OPPONENT

0 5 times, last 1/6/13 vs. Ind. - WC

MOST CONSECUTIVE GAMES SCORING TDs

12 1/9/11 at KC - WC - present

MOST (1-POINT) PATs

5 1/12/13 at Den. - D (2OT)

MOST (1-POINT) PATs BY OPPONENTS

5 1/10/15 at NE - D; 1/12/13 at Den. - D (2OT)

MOST (2-POINT) PATs

None

MOST (2-POINT) PATs BY OPPONENT

1 1/6/19 vs. LAC - WC

MOST FIELD GOALS ATTEMPTED

4 1/14/01 at Oak. - A

MOST FIELD GOALS MADE

3 1/3/15 at Pit. - WC
1/9/11 at KC - WC
1/14/01 at Oak. - A

MOST FIELD GOALS ATTEMPTED BY OPPONENT

6 1/6/19 vs. LAC - WC

MOST FIELD GOALS MADE BY OPPONENT

5 1/6/19 vs. LAC - WC; 1/13/07 vs. Ind. - D

MOST SAFETIES

None

MOST SAFETIES BY OPPONENT

1 1/3/15 at Pit. - WC, 2/3/13 at SF - SB

FIRST DOWNS

MOST FIRST DOWNS

29 1/11/20 vs. Ten. - D
28 1/10/15 at NE - D
26 1/9/11 at KC - WC

FEWEST FIRST DOWNS

6 1/7/01 at Ten. - D
7 1/20/02 at Pit. - D
9 1/10/09 at Ten. - D

MOST FIRST DOWNS BY OPPONENT

30 1/12/13 at Den. - D (2OT)
29 1/10/15 at NE - D
28 1/20/13 at NE - A

FEWEST FIRST DOWNS BY OPPONENT

8 1/9/11 at KC - WC
9 1/13/02 at Mia. - WC
12/31/00 vs. Den. - WC

MOST FIRST DOWNS RUSHING

13 1/10/10 at NE - WC
12 1/13/02 at Mia. - WC
10 1/11/20 vs. Ten. - D; 1/10/15 at NE - D

FEWEST FIRST DOWNS RUSHING

0 1/20/02 at Pit. - D
1 1/3/04 vs. Ten. - WC
2 1/15/12 vs. Hou. - D
1/15/11 at Pit. - D
1/16/10 at Ind. - D
1/7/01 at Ten. - D

MOST FIRST DOWNS RUSHING BY OPPONENT

11 1/20/02 at Pit. - D
1/7/01 at Ten. - D
10 1/3/04 at Ten. - D

FEWEST FIRST DOWNS RUSHING BY OPPONENT

1 1/18/09 at Pit. - A
1/13/02 at Mia. - WC
12/31/00 vs. Den. - WC

MOST FIRST DOWNS PASSING

19 1/9/11 at KC - WC
18 1/11/20 vs. Ten. - D
16 1/10/15 at NE - D

FEWEST FIRST DOWNS PASSING

3 1/10/10 at NE - WC
4 1/7/01 at Ten. - D
5 1/10/09 at Ten. - D
1/14/01 at Oak. - A

MOST FIRST DOWNS PASSING BY OPPONENT

22 1/10/15 at NE - D
19 1/20/13 at NE - A
16 1/6/13 vs. Ind. - WC
1/16/10 at Ind. - D
1/10/09 at Ten. - D

FEWEST FIRST DOWNS PASSING BY OPPONENT

2 1/9/11 at KC - WC
5 1/11/20 vs. Ten. - D
6 1/3/04 vs. Ten. - WC
1/13/02 at Mia. - WC
1/28/01 at NYG - SB

MOST FIRST DOWNS BY PENALTY

3 1/3/15 at Pit. - WC
1/12/13 at Den. - D (2OT)
1/9/11 at KC - WC
2 5 times, last 1/10/15 at NE - D

FEWEST FIRST DOWNS BY PENALTY

0 7 times, last 1/6/19 vs. LAC - WC

MOST FIRST DOWNS BY PENALTY BY OPPONENT

6 1/12/13 at Den. - D (2OT)
3 7 times, last 1/6/19 vs. LAC - WC

FEWEST FIRST DOWNS BY PENALTY BY OPPONENT

0 5 times, last 1/15/12 vs. Hou. - D

NET YARDS

MOST TOTAL NET YARDS (RUSHING AND PASSING)

530 1/11/20 vs. Ten. - D
479 1/12/13 at Den. - D (2OT)
439 1/6/13 vs. Ind. - WC

FEWEST TOTAL NET YARDS (RUSHING AND PASSING)

126 1/15/11 at Pit. - D
134 1/7/01 at Ten. - D
150 1/20/02 at Pit. - D

MOST TOTAL NET YARDS BY OPP. (RUSHING AND PASSING)

468 2/3/13 at SF - SB
428 1/20/13 at NE - A
422 1/10/15 at NE - D

FEWEST TOTAL NET YARDS BY OPP. (RUSHING AND PASSING)

151 1/13/02 at Mia. - WC
152 1/28/01 at NYG - SB
161 1/9/11 at KC - WC

RUSHING

MOST RUSHING ATTEMPTS

52 1/10/10 at NE - WC
50 1/13/02 at Mia. - WC
46 1/14/01 at Oak. - A

FEWEST RUSHING ATTEMPTS

11 1/20/02 at Pit. - D
16 1/3/04 vs. Ten. - WC
18 1/15/11 at Pit. - D

POSTSEASON TEAM RECORDS

MOST RUSHING ATTEMPTS BY OPPONENT

49 1/20/02 at Pit. - D
41 1/12/13 at Den. - D (2OT)
40 1/3/04 vs. Ten. - WC

FEWEST RUSHING ATTEMPTS BY OPPONENT

13 1/10/15 at NE - D
15 1/13/02 at Mia. - WC
16 1/28/01 at NYG - SB

MOST YARDS GAINED RUSHING

234 1/10/10 at NE - WC
226 1/13/02 at Mia. - WC
185 1/11/20 vs. Ten. - D

FEWEST YARDS GAINED RUSHING

22 1/20/02 at Pit. - D
35 1/15/11 at Pit. - D
49 1/7/01 at Ten. - D

MOST YARDS GAINED RUSHING BY OPPONENT

217 1/11/20 vs. Ten. - D
182 2/3/13 at SF - SB
165 1/3/04 vs. Ten. - WC

FEWEST YARDS GAINED RUSHING BY OPPONENT

14 1/10/15 at NE - D
24 1/14/01 at Oak. - A
42 1/16/10 at Ind. - D
12/31/00 vs. Den. - WC

HIGHEST AVERAGE GAIN, RUSHING

6.4 1/11/20 vs. Ten. - D, 29 for 185 yards
5.4 1/6/13 vs. Ind. - WC, 32 for 172 yards
4.9 1/10/15 at NE - D, 28 for 136 yards
4.6 1/16/10 at Ind. - D, 19 for 87 yards
1/4/09 at Mia. - WC, 33 for 151 yards

LOWEST AVERAGE GAIN, RUSHING

1.7 1/10/09 at Ten. - D, 30 for 50 yards
1.9 1/15/11 at Pit. - D, 18 for 35 yards
2.0 1/20/02 at Pit. - D, 11 for 22 yards

HIGHEST AVERAGE GAIN, RUSHING BY OPPONENT

6.3 2/3/13 at SF - SB, 29 for 182 yards
5.9 1/11/20 vs. Ten. - D, 37 for 217 yards
5.7 1/9/11 at KC - WC, 19 for 108 yards

LOWEST AVERAGE GAIN, RUSHING BY OPPONENT

1.1 1/10/15 at NE - D, 13 for 14 yards
1.4 1/14/01 at Oak. - A, 17 for 24 yards
1.7 1/16/10 at Ind. - D, 25 for 42 yards

MOST TDs RUSHING

4 1/10/10 at NE - WC
2 1/18/09 at Pit. - A
1/4/09 at Mia. - WC
12/31/00 vs. Den. - WC

FEWEST TDs RUSHING

0 12 times, last 1/11/20 vs. Ten. - D

MOST TDs RUSHING BY OPPONENT

2 4 times, last 2/3/13 at SF - SB
1 8 times, last 1/11/20 vs. Ten. - D

FEWEST TDs RUSHING BY OPPONENT

0 13 times, last 1/3/15 at Pit. - WC

PASSING

MOST PASSING ATTEMPTS

59 1/11/20 vs. Ten. - D
45 1/10/15 at NE - D
37 1/3/04 vs. Ten. - WC
1/20/02 at Pit. - D
36 1/20/13 at NE - A
1/22/12 at NE - A

FEWEST PASSING ATTEMPTS

10 1/10/10 at NE - WC
15 12/31/00 vs. Den. - WC
17 1/7/01 at Ten. - D

MOST PASSING ATTEMPTS BY OPPONENT

54 1/20/13 at NE - A; 1/6/13 vs. Ind. - WC
51 1/10/15 at NE - D
48 1/3/15 at Pit. - WC

FEWEST PASSING ATTEMPTS BY OPPONENT

15 1/11/20 vs. Ten. - D
18 1/9/11 at KC - WC
22 1/20/02 at Pit. - D

MOST PASS COMPLETIONS

31 1/11/20 vs. Ten. - D
28 1/10/15 at NE - D
25 1/9/11 at KC - WC

FEWEST PASS COMPLETIONS

4 1/10/10 at NE - WC
5 1/7/01 at Ten. - D
9 3 times, last 1/4/09 at Mia. - WC

MOST PASS COMPLETIONS BY OPPONENT

34 1/10/15 at NE - D
33 1/3/15 at Pit. - WC
30 1/16/10 at Ind. - D

FEWEST PASS COMPLETIONS BY OPPONENT

8 1/11/20 vs. Ten. - D
9 1/9/11 at KC - WC
12 1/20/02 at Pit. - D

MOST NET YARDS GAINED, PASSING

345 1/11/20 vs. Ten. - D
324 1/12/13 at Den. - D (2OT)
292 1/10/15 at NE - D

FEWEST NET YARDS GAINED, PASSING

34 1/10/10 at NE - WC
85 1/7/01 at Ten. - D
91 1/15/11 at Pit. - D

MOST NET YARDS GAINED, PASSING BY OPPONENT

408 1/10/15 at NE - D
320 1/20/13 at NE - A
319 1/3/15 at Pit. - WC

FEWEST NET YARDS GAINED, PASSING BY OPPONENT

53 1/9/11 at KC - WC
83 1/11/20 vs. Ten. - D
86 1/28/01 at NYG - SB

MOST TIMES SACKED

7 1/6/19 vs. LAC - WC
5 1/15/12 vs. Hou. - D; 1/15/11 at Pit. - D
4 1/11/20 vs. Ten. - D; 1/9/11 at KC - WC

FEWEST TIMES SACKED

0 1/10/15 at NE - D
1/10/10 at NE - WC
1/10/09 at Ten. - D
1/4/09 at Mia. - WC

MOST TIMES OPPONENTS SACKED

6 1/15/11 at Pit. - D
5 1/3/15 at Pit. - WC
12/31/00 vs. Den. - WC
4 3 times, last 1/18/09 at Pit. - A

FEWEST TIMES OPPONENTS SACKED

0 3 times, last 1/20/13 at NE - A
1 6 times, last 1/11/20 vs. Ten. - D

HIGHEST COMPLETION PERCENTAGE

73.5 1/9/11 at KC - WC (25 of 34)
66.7 2/3/13 at SF - SB (22 of 33)
1/13/02 vs. Mia. - WC (12 of 18)

HIGHEST COMPLETION PERCENTAGE BY OPPONENT

68.8 1/6/19 vs. LAC - WC (22 of 32)
1/3/15 at Pit. - WC (33 of 48)
68.2 1/16/10 at Ind. - D (30 of 44)
66.7 1/10/15 at NE - D (34 of 51)

MOST TDs PASSING

4 1/10/15 at NE - D
3 2/3/13 at SF - SB
1/20/13 at NE - A
1/12/13 at Den. - D

MOST TDs PASSING BY OPPONENT

4 1/10/15 at NE - D
3 1/11/20 vs. Ten. - D; 1/12/13 at Den. - D (2OT)
2 1/15/11 at Pit. - D
1/16/10 at Ind. - D
1/10/10 at NE - WC

MOST PASSES HAD INTERCEPTED

3 1/18/09 at Pit. - A
1/20/02 at Pit. - D
2 5 times, last 1/11/20 vs. Ten. - D

MOST OPPONENT PASSES INTERCEPTED

4 1/4/09 at Mia. - WC
1/28/01 at NYG - SB
1/14/01 at Oak. - A

PUNTING

MOST PUNTS

10 1/28/01 at NYG - SB
12/31/00 vs. Den. - WC
9 1/15/12 vs. Hou. - D

FEWEST PUNTS

1 1/11/20 vs. Ten. - D
2 1/3/15 at Pit. - WC, 1/9/11 at KC - WC
3 2/3/13 at SF - SB

MOST PUNTS BY OPPONENT

11 1/28/01 at NYG - SB
9 12/31/00 vs. Den. - WC
7 1/18/09 at Pit. - A; 1/14/01 at Oak. - A

FEWEST PUNTS BY OPPONENT

2 1/22/12 at NE - A
3 4 times, last 1/3/15 at Pit. - WC
4 4 times, last 1/6/13 vs. Ind. - WC

HIGHEST PUNTING AVERAGE

53.8 1/15/11 at Pit. - D
50.3 1/10/15 at NE - D
49.3 1/15/12 vs. Hou. - D

LOWEST PUNTING AVERAGE

24.5 1/3/15 at Pit. - WC
27.6 1/7/01 at Ten. - D
31.0 1/9/11 at KC - WC

HIGHEST PUNTING AVERAGE BY OPPONENT

53.3 1/10/09 at Ten. - D
53.0 2/3/13 at SF - SB
52.5 1/11/20 vs. Ten. - D
51.0 1/9/11 at KC - WC

LOWEST PUNTING AVERAGE BY OPPONENT

35.4 1/6/19 vs. LAC - WC
35.8 1/20/13 at NE - A
37.7 1/18/09 at Pit. - A

PUNT RETURNS

MOST PUNT RETURNS

6 1/18/09 at Pit. - A
4 3 times, last 1/10/15 at NE - D
3 4 times, last 1/12/13 at Den. - D (2OT)

FEWEST PUNT RETURNS

0 5 times, last 1/11/20 vs. Ten. - D
1 1/20/13 at NE - A
1/22/12 at NE - A
1/10/09 at Ten. - D
1/7/01 at Ten. - D

MOST PUNT RETURNS BY OPPONENT

6 1/15/12 vs. Hou. - D
1/3/04 vs. Ten. - WC
5 3 times, last 1/18/09 at Pit. - A

POSTSEASON TEAM RECORDS

FEWEST PUNT RETURNS BY OPPONENT

- 0 4 times, last 1/11/20 vs. Ten. - D
- 1 2/3/13 at SF - SB; 1/10/10 at NE - WC
- 2 4 times, last 1/4/09 at Mia. - WC

MOST FAIR CATCHES

- 4 3 times, last 1/20/13 at NE - A
- 3 1/16/10 at Ind. - D
- 1/7/01 at Ten. - D

MOST FAIR CATCHES BY OPPONENT

- 3 1/10/09 at Ten. - D
- 1/28/01 at NYG - SB
- 2 1/12/13 at Den. - D (2OT)
- 1/10/10 at NE - WC

MOST YARDS, PUNT RETURNS

- 99 1/20/02 at Pit. - D
- 65 1/18/09 at Pit. - A
- 58 1/14/01 at Oak. - A

MOST YARDS, PUNT RETURNS BY OPPONENT

- 90 1/12/13 at Den. - D (2OT)
- 70 1/3/04 vs. Ten. - WC
- 67 1/20/02 at Pit. - D

HIGHEST AVERAGE, PUNT RETURNS

- 33.0 1/20/02 at Pit. - D
- 29.0 1/10/09 at Ten. - D
- 19.3 1/14/01 at Oak. - A

HIGHEST AVERAGE, PUNT RETURNS BY OPPONENT

- 32.0 2/3/13 at SF - SB
- 30.0 1/12/13 at Den. - D (2OT)
- 28.0 1/10/10 at NE - WC

MOST TDs ON PUNT RETURNS

- 1 1/20/02 at Pit. - D

MOST TDs ON PUNT RETURNS BY OPPONENT

- 1 1/12/13 at Den. - D (2OT)

KICKOFF RETURNS

MOST KICKOFF RETURNS

- 6 6 times, last 1/6/19 vs. LAC - WC

FEWEST KICKOFF RETURNS

- 1 4 times, last 1/22/12 at NE - A
- 2 6 times, last 1/6/13 vs. Ind. - WC

MOST KICKOFF RETURNS BY OPPONENT

- 7 1/28/01 at NYG - SB
- 6 1/10/10 at NE - WC
- 5 3 times, last 1/10/15 at NE - D

FEWEST KICKOFF RETURNS BY OPPONENT

- 0 1/6/13 vs. Ind. - WC
- 1 1/16/10 at Ind. - D
- 2 1/11/20 vs. Ten. - D; 1/6/19 vs. LAC - WC

MOST YARDS, KICKOFF RETURNS

- 206 2/3/13 at SF - SB
- 148 1/10/15 at NE - D
- 124 1/13/07 vs. Ind. - D

FEWEST YARDS, KICKOFF RETURNS

- 15 1/10/09 at Ten. - D
- 20 1/22/12 at NE - A
- 22 1/13/02 at Mia. - WC

MOST YARDS, KICKOFF RETURNS BY OPPONENT

- 171 1/12/13 at Den. - D (2OT)
- 1/28/01 at NYG - SB
- 133 1/15/12 vs. Hou. - D
- 125 1/10/15 at NE - D

FEWEST YARDS, KICKOFF RETURNS BY OPPONENT

- 0 1/6/13 vs. Ind. - WC
- 14 1/16/10 at Ind. - D
- 27 1/11/20 vs. Ten. - D

HIGHEST AVERAGE, KICKOFF RETURNS

- 55.5 1/28/01 at NYG - SB
- 41.2 2/3/13 at SF - SB
- 30.0 1/6/13 vs. Ind. - WC

LOWEST AVERAGE, KICKOFF RETURNS

- 10.7 1/20/13 at NE - A
- 11.0 1/13/02 at Mia. - WC
- 11.5 12/31/00 vs. Den. - WC

HIGHEST AVERAGE, KICKOFF RETURNS BY OPPONENT

- 42.8 1/12/13 at Den. - D (2OT)
- 39.0 1/6/19 vs. LAC - WC
- 33.7 1/22/12 at NE - A

LOWEST AVERAGE, KICKOFF RETURNS BY OPPONENT

- 0.0 1/6/13 vs. Ind. - WC
- 13.5 1/11/20 vs. Ten. - D
- 13.8 1/7/01 at Ten. - D

MOST TDs ON KICKOFF RETURNS

- 1 2/3/13 at SF - SB; 1/28/01 at NYG - SB

MOST TDs ON KICKOFF RETURNS BY OPPONENT

- 1 1/12/13 at Den. - D (2OT); 1/28/01 at NYG - SB

MOST TDs ON KICKOFF RETURNS, BOTH TEAMS

- *2 1/28/01 at NYG - SB, Bal. (1), NYG (1)

* Super Bowl Record

FUMBLES

MOST FUMBLES

- 4 1/6/19 vs. LAC - WC
- 3 1/15/12 vs. Hou. - D
- 1/9/11 at KC - WC
- 1/16/10 at Ind. - D
- 1/18/09 at Pit. - A

FEWEST FUMBLES

- 0 1/10/09 at Ten. - D
- 1/7/01 at Ten. - D

MOST FUMBLES BY OPPONENT

- 5 1/10/09 at Ten. - D
- 3 4 times, last 1/15/12 vs. Hou. - D

FEWEST FUMBLES BY OPPONENT

- 0 5 times, last 1/11/20 vs. Ten. - D

MOST FUMBLES LOST

- 2 6 times, last 1/6/19 vs. LAC - WC

FEWEST FUMBLES LOST

- 0 9 times, last 1/10/15 at NE - D

MOST FUMBLES LOST BY OPPONENT

- 2 4 times, last 1/15/11 at Pit. - D

FEWEST FUMBLES LOST BY OPPONENT

- 0 8 times, last 1/11/20 vs. Ten. - D

MOST FUMBLES RECOVERED, OWN

- 3 1/15/12 vs. Hou. - D
- 2 1/6/19 vs. LAC - WC
- 1/18/09 at Pit. - A
- 1/28/01 at NYG - SB
- 1 7 times, last 1/3/15 at Pit. - WC

MOST FUMBLES RECOVERED, OPPONENTS

- 2 1/10/09 at Ten. - D
- 1/13/02 at Mia. - WC
- 1 13 times, last 1/6/19 vs. LAC - WC

MOST TDs, OWN FUMBLES RECOVERED

- None

MOST TDs, OPPONENTS FUMBLES RECOVERED

- 1 1/15/11 at Pit. - D
- Cory Redding 13-yard FR-TD

TURNOVERS

MOST TURNOVERS

- 4 4 times, last 1/16/10 at Ind. - D

FEWEST TURNOVERS

- 0 6 times, last 1/20/13 at NE - A

MOST TURNOVERS BY OPPONENT

- 5 4 times, last 1/9/11 at KC - WC

FEWEST TURNOVERS BY OPPONENT

- 0 1/11/20 vs. Ten. - D
- 1 7 times, last 1/6/19 vs. LAC - WC

MOST TURNOVERS, BOTH TEAMS

- 7 1/9/11 at KC - WC, Bal. (2), KC (5)
- 1/14/01 at Oak. - A, Bal. (2), Oak. (5)
- 6 1/10/10 at NE - WC, Bal. (2), NE (4)
- 1/4/09 at Mia. - WC, Bal. (1), Mia. (5)
- 1/13/07 vs. Ind. - D, Bal. (4), Ind. (2)

MOST TDs BY RAVENS OFF TURNOVERS

- 1 6 times, last 1/12/13 at Den. - D (2OT)
- Corey Graham 39-yard INT-TD

MOST TDs BY OPPONENT OFF TURNOVERS

- 1 1/18/09 at Pit. - A
- Troy Polamalu 40-yard INT-TD

PENALTIES

FEWEST PENALTIES

- 0 1/15/12 vs. Hou. - D
- 2 3 times, last 1/3/15 at Pit. - WC
- 3 1/10/10 at NE - WC
- 4 12/31/00 vs. Den. - WC

MOST PENALTIES

- 10 1/14/01 at Oak. - A
- 9 1/6/13 vs. Ind. - WC
- 1/20/02 at Pit. - D
- 1/28/01 at NYG - SB

FEWEST PENALTIES BY OPPONENT

- 1 1/22/12 at NE - A
- 3 1/15/12 vs. Hou. - D
- 1/13/07 vs. Ind. - D
- 4 1/20/13 at NE - A
- 1/16/10 at Ind. - D
- 1/4/09 at Mia. - WC

MOST PENALTIES BY OPPONENT

- 12 1/10/09 at Ten. - D
- 10 1/12/13 at Den. - D (2OT)
- 9 1/15/11 at Pit. - D
- 8 1/3/15 at Pit. - WC

FEWEST PENALTIES, BOTH TEAMS

- 3 1/15/12, Bal. (0) vs. Hou. (3) - D
- 7 2/3/13, Bal. (2) at SF (5) - SB
- 1/22/12, Bal. (6) at NE (1) - A
- 1/9/11, Bal. (2) at KC (5) - WC

MOST PENALTIES, BOTH TEAMS

- 20 1/10/09, Bal. (8) at Ten. (12) - D
- 18 1/12/13, Bal. (8) at Den. (10) - D (2OT)
- 15 1/15/11, Bal. (6) at Pit. (9) - D
- 1/28/01, Bal. (9) at NYG (6) - SB
- 1/14/01, Bal. (10) at Oak. (5) - A

FEWEST YARDS PENALIZED

- 0 1/15/12 vs. Hou. - D
- 14 1/3/15 at Pit. - WC
- 15 1/10/10 at NE - WC

MOST YARDS PENALIZED

- 95 1/14/01 at Oak. - A
- 74 1/15/11 at Pit. - D
- 70 3 times, last 1/6/13 vs. Ind. - WC

FEWEST YARDS OPPONENT PENALIZED

- 5 1/22/12 at NE - A
- 19 1/13/07 vs. Ind. - D
- 20 1/11/20 vs. Ten. - D
- 1/15/12 vs. Hou. - D

POSTSEASON TEAM RECORDS

MOST YARDS OPPONENT PENALIZED

- 114 1/3/15 at Pit. - WC
- 93 1/15/11 at Pit. - D
- 89 1/10/09 at Ten. - D

FEWEST YARDS PENALIZED, BOTH TEAMS

- 20 1/15/12, Bal. (0) vs. Hou. (20) - D
- 38 1/22/12, Bal. (33) at NE (5) - A
- 53 2/3/13, Bal. (20) at SF (33) - SB

MOST YARDS PENALIZED, BOTH TEAMS

- 167 1/15/11, Bal. (74) at Pit. (93) - D
- 143 1/12/13, Bal. (56) at Den. (87) - D (2OT)
- 131 1/14/01, Bal. (95) at Oak. (36) - A

INTERCEPTIONS

MOST INTERCEPTIONS

- 4 1/4/09 at Mia. - WC
- 1/28/01 at NYG - SB
- 1/14/01 at Oak. - A

FEWEST INTERCEPTIONS

- 0 1/11/20 vs. Ten. - D
- 1/6/19 vs. LAC - WC
- 1/15/11 at Pit. - D
- 1/18/09 at Pit. - A
- 1 9 times, last 1/10/15 at NE - D

MOST INTERCEPTIONS BY OPPONENT

- 3 1/18/09 at Pit. - A
- 1/20/02 at Pit. - D
- 2 1/11/20 vs. Ten. - D
- 1/10/15 at NE - D
- 1/16/10 at Ind. - D
- 1/13/07 vs. Ind. - D
- 1/3/04 vs. Ten. - WC

FEWEST INTERCEPTIONS BY OPPONENT

- 0 13 times, last 1/3/15 at Pit. - WC

MOST CONSECUTIVE GAMES WITH INTERCEPTIONS

- 10 12/31/00 vs. Den. - WC
- through 1/10/09 at Ten. - D

MOST CONSECUTIVE GAMES WITH INTs BY OPPONENT

- 3 1/10/15 at NE - D
- through 1/11/20 vs. Ten. - D
- 1/18/09 at Pit. - A
- through 1/16/10 at Ind. - D
- 1/20/02 at Pit. - D
- through 1/13/07 vs. Ind. - D

MOST INTERCEPTION YARDS

- 108 1/4/09 at Mia. - WC (4 INTs)
- 95 1/10/10 at NE - WC (3 INTs)
- 79 1/3/04 vs. Ten. - WC (3 INTs)

MOST INTERCEPTION YARDS BY OPPONENT

- 51 1/20/02 at Pit. - D (3 INTs)
- 47 1/18/09 at Pit. - A (3 INTs)
- 34 1/11/20 vs. Ten. - D (2 INTs)

MOST TDs ON INTERCEPTIONS

- 1 1/12/13 at Den. - D (2OT) (Corey Graham)
- 1/4/09 at Mia. - WC (Ed Reed)
- 1/3/04 vs. Ten. - WC (Will Demps)
- 1/28/01 at NYG - SB (Duane Starks)
- 1/7/01 at Ten. - D (Ray Lewis)

MOST TDs ON INTERCEPTIONS BY OPPONENT

- 1 1/18/09 at Pit. - A (Troy Polamalu)



On Feb. 3, 2013, Baltimore defeated San Francisco, 34-31, in Super Bowl XLVII at the Mercedes-Benz Superdome in New Orleans. The victory clinched the Ravens' second Lombardi Trophy in 17 seasons. LB Ray Lewis (above right) closed out his storied NFL career alongside longtime teammate and fellow defensive starter S Ed Reed (above left).



On Jan. 12, 2013, the Ravens traveled to Denver for a Divisional Round matchup in which they knocked off the AFC's top seed in a 38-35 double-overtime thriller. CB Corey Graham (above) picked off two QB Peyton Manning passes, one of which he returned 39 yards for a touchdown.



In the Wild Card round at New England (1/10/10), RB Ray Rice ran 83 yards for a touchdown on the opening play from scrimmage, producing the second-longest rush in NFL postseason history. Rice finished with a Ravens' postseason record 159 rushing yards, adding 2 TDs, en route to a 33-14 victory.

GAMEDAY




MARLON HUMPHREY

M&T BANK STADIUM

M&T Bank Stadium is where NFL excitement begins any given gameday. And that's because Baltimore Ravens home games and M&T Bank Stadium have become synonymous with winning.

Since earning their first Super Bowl title in 2000, the Ravens have posted an impressive home record of 118-42, the NFL's second-best winning percentage (.738), entering 2020.

Located at the south point of Camden Yards, M&T Bank Stadium stands as a premier NFL sports facility. Fans – proud of their Baltimore heritage – enjoy the latest technology, including stunning 4K ultra-high definition displays on the RavensVision video boards, a high-density Wi-Fi network, state-of-the-art concourse designs and new LED Sports Lights. Combined with these exclusive amenities, the game's excitement gives fans, friends and families an opportunity to enjoy the day together. With a capacity of 70,745, this impressive structure draws its distinctive design from the best of Baltimore's architecture.



Completed in 1998 at a cost of \$220 million, the stadium has 133 suites and 8,196 club seats. HOK architects designed both Oriole Park at Camden Yards and the Ravens' home. The latter was completed in less than two years and funded through a combination of proceeds generated from debt service paid by lottery proceeds, the sale of tax-exempt revenue bonds and the Ravens.

PREMIER EVENTS HELD AT M&T BANK STADIUM



- Army-Navy Football – 2000, 2007, 2014, 2016
- Maryland vs. Georgia Tech Football – 1998
- Maryland vs. Navy Football – 2005, 2010
- Morgan State Football – 1998-2000
- Navy vs. Notre Dame Football – 2002, 2006, 2008
- Maryland vs. West Virginia Football – 2013
- Navy vs. Ohio State Football – 2014
- Maryland vs. Penn State Football – 2015
- Salisbury vs. Frostburg Football – 1999
- Baltimore Bayhawks Lacrosse – 2002 Season
- ACC Lacrosse Tournaments – 2005-06
- Day of Rivals Lacrosse Classic – 2009-10
- Inside Lacrosse Faceoff Classic – 2007-13
- NCAA Lacrosse Championships – '03, '04, '07, '10, '11, '14
- Calvert Hall-Loyola & City-Poly Football
- MPSSAA* State HS FB Champ. – 2002-15
- Chelsea vs. AC Milan International Soccer – 2009

- Man City vs. Inter Milan International Soccer – 2010
- Tottenham vs. Liverpool International Soccer – 2012
- CONCACAF Gold Cup – 2013, 2015
- Dew Tour – 2007-08
- Monster Jam – 2011-13
- HFSival – 1999 (Red Hot Chili Peppers), 2005 (Foo Fighters)
- Metallica "Summer Sanitarium Tour" – 2000
- Kenny Chesney Concert – 2008
- U2 360° Tour Concert – 2011
- Jay-Z/Justin Timberlake "Legends of The Summer" – 2013
- Jay-Z & Beyonce "On The Run" – 2014
- Billy Joel in Concert – 2015
- One Direction "On The Road Again" – 2015
- Beyonce "The Formation World Tour" – 2016
- Metallica "WorldWired Tour" – 2017

* Maryland Public Secondary Schools Athletic Association

M&T BANK STADIUM



M&T BANK STADIUM ENHANCEMENTS

In 2019, the Ravens completed a three-year, approximately \$120 million self-funded investment that enhanced the fan experience at M&T Bank Stadium. Demonstrating a continued commitment to create an exceptional gameday atmosphere, the improvements included new 4K ultra-high definition video displays, escalators and elevators to the upper deck, a new sound system, upgraded kitchen facilities, a redesigned club level, updated suites and LED Sports Lights.

“Not only do these improvements keep the stadium fresh, but they enrich our gameday experience by delivering added convenience, entertainment and excitement,” Ravens president Dick Cass stated. “We constantly strive to create a ‘wow’ factor for our fans.”

The stadium, which originally cost \$220 million to build, opened in 1998. Since then, the Ravens have spent approximately \$100 million on past enhancements, including a \$45 million investment from 2013-15 to install Wi-Fi capabilities, advanced LED video displays, redesigned concession stands and upgraded concourses.

PHASE ONE

Phase One of the three-year project was completed prior to the 2017 season and was highlighted by two dramatic, 4K ultra-high definition video displays (*see photo above*), which doubled the width of the stadium’s previous standard HD boards. The boards, measuring approximately 200 feet wide and 36 feet high, equal the highest resolution and clearest picture of any stadium video display in the U.S.

The Ravens also expanded the audio/video control room and installed 4K cameras, lenses and control equipment. An investment was also made in 11 manned cameras and additional robotic cameras, which provide fans with more angles of live action, statistics and replays than ever before.

New LED ribbon displays were also installed around the seating bowl’s suite level. In total, the Ravens installed more than 28,000 square feet of video displays.

PHASES TWO & THREE

Phases Two and Three of the M&T Bank Stadium enhancements project continued following the 2018 season and continued into the spring/summer of 2019. These improvements included the following:

Escalators & Elevators:

Escalators and elevators to the 500 level were installed to improve crowd flow and ensure convenience for fans accessing seats in the stadium’s upper level. (The first escalator to the upper concourse opened in November of the 2018 season.)

“Corner Notch” Suites & Video Boards:

New suites were built into each open notch of the stadium’s upper bowl. Large 4K ultra-high definition video boards (*see photo below*), measuring approximately 33 feet wide and 44 feet high, were installed atop each of the four suites, providing fans with additional in-game content, NFL highlights/scores, statistics and fantasy information.

Club Level:

All concessions stands and bar/lounge areas on the stadium’s club level received upgrades. These developments enhanced the area’s general design/comfort, audio/visual capabilities, quality of service and food options.

Improved Kitchen Facilities:

The stadium underwent kitchen renovations to include new equipment improving the quality of food and providing more options at concessions stands throughout the entire venue.

Sound System:

A new sound system in the seating bowl was installed prior to the start of the 2018 NFL season.



M&T BANK STADIUM

VIDEO SCREENS, WI-FI AND NEW LED SPORTS LIGHTS

• In 2017, the Ravens made an investment to create a more immersive gameday experience for their fans. Designed and created by Prismview, a Samsung Electronics Company, the updated and enhanced RavensVision ultra-HD 4K video screens each measure 36 feet high and 201 feet wide. Each display is the equivalent of a 2,448-inch flat panel television. It would take over 1,000 40-inch flat screen TVs to equal one of these giant LED (light emitting diode) displays. Each display has extreme contrast face plastics combined with over 6 million individual LED pixels providing brilliant images in bright sunlight and during night events.

• The high definition resolution allows for some of the best graphics and game action video in the league, live game highlights from around the NFL, instant replays, scores, statistics, plus player updates and features.

• The two giant screens are made up of modular LED panels – 13 inches wide by 6.5 inches tall. Each of these premium LED modules contain 512 pixels, spaced only 10mm - 0.39" - apart. Due to the massive size of these displays, these panels were assembled from 50 sections. Each display weighs in at an amazing 76,500 pounds.

• In a historic launch of in-venue video technology, in 2017, the Ravens became the first team to have a permanently installed SkyCam. Typically reserved for the NFL's largest broadcasts, including the Super Bowl and other primetime games, SkyCam delivers its immersive and signature "Quarterback View" for every home game. Its nearly invisible support cables can withstand over 800 pounds each, while the camera system can reach speeds over 25 miles per hour.

• In addition to the main video boards, in 2018, the Ravens installed four new corner displays to add to the fan viewing experience. Each of the four LED video displays measure over 34 feet wide by 44 feet high – a bonus of over 6,081 square feet of screens.

• In cooperation with WJHW, VPC and the Ravens' production team, BeckTV, a leader in broadcast design and installation, created a leading-edge production facility for M&T Bank Stadium. The brand new control room includes state-of-the-art systems for 4K/HD replay, graphics and cameras to help produce world class programming. In addition to 11 manned cameras, the Ravens have 15 robotic cameras contributing to the gameday production.



• The 2017 addition of four LED ribbon boards on the Club Level and Suite Level fascia further elevate the in-stadium atmosphere. These dynamic displays measure a combined 2,373 feet with almost three times the pixel resolution over the previous ribbon boards, providing amazing clarity throughout the stadium. This improvement adds excitement and aims to increase fan engagement.

• With over 28,000 square feet of total display area, the RavensVision displays, corner displays and LED ribbons combine over 20 million pixels to create one of the most captivating experiences in the NFL.

• Two high definition video boards measuring 8 feet high and 30 feet wide were installed at the concourse entrances of Gates A and D in 2013. (Approximately 60 percent of fans enter Gate A for all stadium events.)

• Prior to the 2015 season, the Ravens invested \$5 million in a project to install Wi-Fi access for fans at M&T Bank Stadium. From 2015-17, the throughput capability was 2 gigabits per second (GBPS). In 2018, the stadium boasted a throughput capability of 10 GBPS, or an increase in capability that is five times greater than the previous three seasons.

• Additionally, in 2015, the Ravens installed the capability to show 360-degree replays with a newly-implemented and upgraded Intel freeD system. By using 38 cameras placed around the stadium, fans can view angles of action previously impossible to see. The Ravens were the first NFL franchise capable of providing 360-degree shots, and the technology won a Sports Emmy Award for best in Technical Achievement from Super Bowl 50.

• Lastly, in 2019, the top of the stadium was furnished with new LED Sports Lights. These lights provide more energy efficiency and the capability to instantly switch on and off. In all, Musco Sports Lighting installed 416 new light fixtures atop the stadium that produce a brighter light with less glare and the ability to create dynamic light shows.

M&T BANK STADIUM

SIGHTLINES

- Front row seating in the lower level is 6 feet above the grass playing field, high enough to eliminate any issue with obstructed views. In addition, the front row is only a short distance of 50 feet from the playing field sidelines and 20 feet from the back of the end zones.

SEATING

- With a seating capacity of 70,745, the stadium is substantially larger than its sister baseball park to the north. At 1.6 million square feet, it is nearly double Oriole Park at Camden Yards' size. ADA seating is located on every level.
- The 8,196 club seats at M&T Bank Stadium offer extra-wide comfort, plus VIP parking, access to the club lounges serving specialty foods, fully-staffed bars, concierge services and scenic views of downtown Baltimore.
- Each of the stadium's 133 suites are between 20-24 ticketed premier areas. Each features upscale lounge furniture, a private kitchen, high-definition TVs, Wi-Fi, a private restroom, VIP parking and personal catering. Many other exclusive amenities and events are also available to suite owners.

AMENITIES/DESIGN


- As part of a two-year, \$35 million investment in 2013, the Ravens enhanced the fan experience with improvements to video boards, concessions stands and all concourses.
- All 16 lower concourse concessions stands were upgraded, with these enhancements improving the speed of service, and also the freshness and quality of food, much of which is prepared directly in front of fans.
- Additional concession stand improvements included digital menu boards and full upgrades to all condiment counters. Renovations to the 24 upper concourse concessions stands were completed prior to the 2014 NFL season.
- Additionally, in 2013 and 2014, all concourses were redesigned with a "Ravenized" theme, influenced by the brick and steel look of M&T Bank Stadium's exterior and buildings on the Camden Yards complex. These features include support columns wrapped in brick, purple accent lighting and enhanced directional signage throughout each of the venue's concourses.
- Extra-wide concourses (44-64 ft.) allow easier fan movement. Eight public elevators, numerous ramps and two escalators (to club level) assist the fan traffic. Two additional escalators (to upper concourse) opened in 2018 and 2019, respectively, to provide guests with easier accessibility to the upper level of the stadium.
- There are 44 concessions stands, including 601 total points of sale, in the upper, lower and club levels with gameday fare, including Baltimore's signature favorites, such as crab cakes.
- Club level decor features a historical perspective of football in Baltimore highlighting great games, teams and players from the area's rich football history.

TRANSPORTATION AND STADIUM SITE

- Located at 1101 Russell Street, M&T Bank Stadium is surrounded on all sides by the following elevated roadways: I-95 and the Hamburg St. bridge to the north; I-95 and I-395 (plus Light Rail line) to the east; the Ostend St. bridge to the south; and the Russell St. viaduct to the west.
- Fans can easily access the stadium using mass transit. The Light Rail has a drop-off point located directly outside Gate B and the transit system has stops within walking distance.
- Parking in stadium lots is limited to permit holders, but downtown garages are available for gameday parking, just a short walk away. Parking in offsite lots can be reserved in advance with Parking Panda at www.baltimoreravens.com/stadium/directions-parking.
- For a safe and convenient ride, fans may take advantage of two Lyft pick up zones. If exiting near Gate A, walk up Ravens Walk, cross Lee Street and meet a Lyft driver at Home Plate Plaza. If exiting near Gate D, head down Warner Street and meet a driver at the Horseshoe Casino pickup lane.
- Tailgating is welcomed in select lots at M&T Bank Stadium. For complete Tailgate Lot information, call the Ravens' Ticket Office at (410) 261-7283.



- In October 2002, after the passing of iconic QB Johnny Unitas, the Ravens erected a statue (left) of the Colts' legend outside Gate A. The piece was sculpted by local artist Frederick Kail, who was commissioned by a grassroots group that included donations from the Steve Bisciotti family, the Art Modell family, the Baltimore Orioles and numerous others. One of the signature elements of the bronze work is the famous black high tops – John's favorite football shoe. Many Ravens fans touch the left shoe of the statue for good luck prior to every game.



- In 2014, the Ravens unveiled in this plaza area a second statue (left) – one of former LB Ray Lewis, another Baltimore icon and perhaps the greatest defender in NFL history. Original PSL season ticket holders also have the opportunity to locate their names etched in one of two PSL Walls of Honor. These names are a tribute to the great Ravens football fans who have supported the team that has brought Baltimore and Maryland two Super Bowl Championships (2000 and 2012).

IN-GAME ENTERTAINMENT



MASCOT POE

The gameday experience at M&T Bank Stadium is designed to offer Ravens fans a festive and colorful atmosphere by providing a variety of entertainment and excitement. And it wouldn't be complete without the Ravens' fun-loving mascot, Poe. If you would like to book Poe to fly to your next function, please visit: www.baltimore Ravens.com/mascots.



RAVENS CHEERLEADERS

The Ravens' cheerleading squad has 15 members on the dance team and 40 members on the stunt team. The cheerleading squad was the first NFL team with both a dance and co-ed stunt team. Cheerleaders also spend time in our community helping raise funds for charities and foundations in the Baltimore area. To schedule an appearance, visit: www.baltimore Ravens.com/cheerleaders.



BALTIMORE'S MARCHING RAVENS

Over 150 musicians and crew members comprise Baltimore's Marching Ravens. John Ziemann directed the Colts' Marching Band, which evolved into the Ravens' current musical ensemble. BMR is deeply involved in the Baltimore community, appearing at several parades and events throughout the year. For information on scheduling these dynamic performers, visit: www.baltimore Ravens.com/band.



LIVE RAVENS

The Ravens' live mascots, Rise and Conquer, live at the Maryland Zoo in Baltimore and can be visited by fans. Fans also have an opportunity to see the birds appear at home games and a number of different Ravens events throughout the calendar year. For more information, visit: www.baltimore Ravens.com/mascots.

M&T BANK STADIUM PLAYING SURFACE



In May of 2016, the Ravens switched from artificial turf to natural grass at M&T Bank Stadium. As team president Dick Cass stated, "The players really wanted to play on grass, and that was a key consideration." Baltimore had natural grass in the stadium when it first opened in 1998, but the Ravens changed to an artificial turf from Sportex Momentum Turf for the 2003 season, and then replaced that with a newer Shaw Momentum 51 turf prior to the start of 2010. The Ravens now play on this new strain of grass, developed on a sod farm in North Carolina, that is a mixture of Bermuda and some rye. Officials believe it is more robust than what was previously played on in the stadium. The Ravens also use special artificial lights/lamps to keep grass growing where the field is shaded, particularly during the winter months.

M&T BANK STADIUM



On May 21, 2014, M&T Bank and the Baltimore Ravens announced a 10-year, \$60 million extension of their partnership, which includes the continuation of naming rights to M&T Bank Stadium and an array of community-focused programs, including a new initiative focused on helping at-risk children in Baltimore.

The partnership, which began as a 15-year agreement in 2003 and was extended through 2027, has proven to reach far beyond the stadium and into the community through a range of joint initiatives.

“M&T Bank’s partnership with the Ravens isn’t about a name on a building – it’s about combining the strengths of our two teams to build a better, stronger Baltimore,” said the late M&T Bank president and COO Mark Czarnecki.

M&T Bank is a multi-state community-focused bank serving New York, Maryland, New Jersey, Pennsylvania, Delaware, Connecticut, Virginia, West Virginia and Washington, D.C. Founded in 1856, M&T Bank and its affiliates provide banking, investment, insurance and mortgage financial services to consumer, business and government clients in over 750 branches and 1,800 ATMs.

“Our partnership with M&T is based on shared values and has produced impact on both companies and this community,” said Ravens owner Steve Bisciotti. “This agreement is a natural extension of our strong relationship and mutual

commitment to pursuing excellence and strengthening this region. We look forward to continuing to work with M&T and helping those in need.”

A component of the partnership was the initiative to establish a Judith P. Hoyer Early Child Care and Family Education Center (Judy Center), which provides comprehensive services to increase school readiness for at-risk children under age five and their families. The Judy Center is located at Arundel Elementary/Middle School in the Cherry Hill section of Baltimore City and is being organized through the Baltimore Community Foundation (BCF). The Ravens and M&T provided a total of \$600,000 in funding for the project.



M&T BANK HONOR ROWS

Since 2003, M&T Bank and the Baltimore Ravens have honored over 14,000 young people from a range of organizations, including Big Brothers Big Sisters of the Greater Chesapeake, recognizing their outstanding volunteer work. For each Ravens home game, 125 young people receive tickets,

Honor Rows t-shirts, a pre-game on-field visit and official in-game recognition on the RavensVision HD video screens.

M&T BANK STADIUM



M&T BANK TOUCHDOWN FOR TEACHERS

The Touchdown for Teachers program recognizes local teachers for outstanding service to their schools and communities. Three finalists are chosen annually based on their involvement in the school or community, degree of positive impact and their demonstrated commitment to education. The 2020 grand prize was awarded to Katie McDonald (pictured below: top right), who is a special education teacher at Learning for Independence in Westminster, MD. The three finalists each received a personalized Ravens jersey and an award plaque. The runners-up were also awarded \$1,000 in grant funds, while McDonald was surprised with a check for \$4,000 in grant funds from TE Nick Boyle and will receive a classroom visit by a Ravens player, accompanied by Ravens mascot Poe and cheerleaders, during the 2020-21 school year.



RAVENS FOUNDATION PARTNER

Since the inception of the partnership in 2003, more than \$1 million has been allocated from M&T to the Ravens Foundation, Inc. to support a range of community initiatives.

Each year, M&T Bank employees volunteer to help at Ravens community events, including food drives, Habitat for Humanity builds, playground builds, back-to-school supply distributions and Earth Day clean-ups.

In June 2019, the Ravens and M&T Bank joined forces to fund and refurbish a Boys & Girls Club in Baltimore. The week-long project was aided by over 225 staff members from M&T Bank and the Ravens, including players and coaches.

PARTNERSHIP FACTS

On gameday, M&T Bank is featured on an array of interior and exterior stadium signage and branding, seen by 70,745 fans and millions more on TV. As the Ravens' official bank, M&T Bank provides banking services through nine ATMs located throughout the stadium and an M&T booth on RavensWalk.

The partnership is based on shared values and reaches far beyond the stadium and into the community through a range of joint initiatives combining the strengths of the two organizations to build a better, stronger Baltimore.

THE M&T ADVANTAGE

RAVENS HOME RECORDS (NFL Rankings)

Time Period (Milestone)	Record	NFL Rank
Since 2010 (Past 10 Seasons)	60-20	3
Since 2008 (John Harbaugh Arrival)	72-24	2t
Since 2000 (First Super Bowl Season)	118-42	2
Since 1998 (M&T Bank Stadium Opened)	126-50	3
Since 1996 (Team's Inception)	133-58-1	4

NFL's BEST REGULAR SEASON HOME RECORDS (John Harbaugh Era / 2008-19)

Rk.	Team	Record	Pct.
1.	New England Patriots	82-14	.854
2.	Baltimore Ravens	72-24	.750
	Green Bay Packers	71-23-2	.750
4.	Pittsburgh Steelers	68-28	.708
5.	New Orleans Saints	67-29	.698



M&T BANK STADIUM: THE GOLD STANDARD



In 2013, the Ravens, in partnership with the Maryland Stadium Authority (MSA), earned a LEED-certified Gold designation for M&T Bank Stadium from the U.S. Green Building Council (USGBC). The venue then received LEED Gold re-certification in 2019.

LEED (Leadership in Energy and Environmental Design) strives to deliver energy- and water-efficient, healthy, environmentally-friendly, cost-savings buildings, homes and communities.

M&T Bank Stadium became the first existing outdoor professional sports facility in the United States – including all NFL and Major League Baseball stadiums – to receive USGBC’s Gold rating. A LEED certification is recognized across the globe as the premier mark of achievement in green building.

DHS SAFETY ACT DESIGNATION

In March 2020, the Ravens announced that M&T Bank Stadium had been recognized by the United States Department of Homeland Security (DHS) with a SAFETY Act Designation, acknowledging excellence in gameday security practices.

The Ravens received the SAFETY Act Designation for the M&T Bank Stadium Security Program, a comprehensive program that includes the screening of visitors and packages, emergency plans, threat assessments, physical and electronic security equipment, and trained personnel. The security program applies to the entire stadium property, including the seating bowl and suites, gates, loading dock, inner and secondary perimeters, field, locker rooms, utility and mechanical systems, and command center.



“Understanding the very high level of scrutiny the stadium and the security program have been put through throughout the SAFETY Act review process, this is an achievement to be extremely proud of. The work that the team at M&T Bank Stadium does is of the highest caliber, and this achievement is a deserved recognition of that work.”

- NFL Chief Security Officer Cathy Lanier

SUSTAINABILITY FACTS FOR M&T BANK STADIUM

- All construction associated with M&T Bank Stadium’s \$120 million improvement project from 2017-19 was designed using LEED standards.
- The 2019 change from metal halide sports lights to LED sports lights reduces energy consumption by 50%.
- The stadium’s efficient irrigation system and adaptive vegetation reduces 30% of its potable water for outside irrigation.
- Electricity at the stadium was reduced from 15,952,984 kilowatt hours in 2005 to 10,881,579 in 2012.
- The electricity savings of 5,071,405 kilowatt hours can heat about 440 homes for a year.
- Installation of waterless urinals & water-efficient restroom fixtures saves over 3 million gallons of water per year.
- There is a 43% water reduction in the stadium with the installation of over 400 waterless urinals.
- 38% of M&T Bank Stadium staff use alternative transportation to work, contributing to the stadium’s carbon footprint reduction of 123,070 metric tons of greenhouse gas emissions per year.
- 71% of regularly-occupied spaces have access to outdoor views of Baltimore.
- The stadium is 27% above the national average in energy efficiency.
- The stadium recycles 31% of its regular waste.



Ravens president Dick Cass (left) and former Maryland governor Martin O'Malley (right) accept the LEED-certified Gold designation from Jason Hartke (center) of the U.S. Green Building Council.

M&T BANK STADIUM MAP



GAMEDAY BROADCAST TEAM



Pictured above is the Ravens' 2020 radio team featuring Gerry Sandusky (left), with former Ravens FB Femi Ayanbadejo (middle) and TE Dennis Pitta (right). (Each will join Sandusky in the booth for eight games.) Sandusky, WBAL-TV 11's sports director, delivers the play-by-play for the broadcast team, while Ayanbadejo and Pitta will serve as a color analyst. The trio brings a wealth of football knowledge and experience to game broadcasts on WBAL Radio 1090 AM/101.5 FM and 98Rock WIIIY FM (and streamed live on baltimore Ravens.com).

All Ravens games can be heard on 98Rock WIIIY (97.9 FM), WBAL 1090 AM/101.5 FM, baltimore Ravens.com and in the Ravens mobile app (when fans are in Baltimore). This network broadcasts each game with affiliates spanning five states – Maryland, Delaware, Kentucky, Pennsylvania and West Virginia – and Washington, D.C.



Prior to the NFL cancelling the 2020 preseason, Ravens preseason games were slated to be called by Sandusky, the "Voice of the Ravens," with analysis provided by former Ravens head coach, Super Bowl XXXV Champion and Ring of Honor inductee Brian Billick, and sideline reporting from CBS Sports' Evan Washburn (see right). The Emmy Award-winning preseason broadcasts and pre-game shows are produced by Ravens Productions, led by coordinating producer Matt Brevet, producer Andy Bock and director Dan Reagan. They air on WBAL-TV, WJLA (Washington, D.C.), WGAL (York/Lancaster/Harrisburg, Pa.), WFXR (Roanoke, Va.), WWCW (Roanoke, Va.), WUPV (Richmond, Va.), WTVZ-TV (Norfolk, Va.), and WMDT (Delmarva area). Broadcasts are also simulcast on all radio affiliates.

RAVENS RADIO AFFILIATES

MARYLAND

Annapolis
WNAV • 1430 AM
99.9 FM

Baltimore
WBAL • 101.5 FM
1090 AM
WIIIY • 97.9 FM

Cambridge
WCEM • 106.3 FM
1240 AM

Chestertown
WCTR • 106.9 FM
96.1 FM / 1530 AM

Cumberland
WCMD • 102.1 FM
1230 AM

Hagerstown
WARK • 1490 AM
98.9 FM

Pocomoke City
XTRA • 106.1 FM

**Rehoboth Beach/
Ocean City**
WGMD • 92.7 FM

Salisbury
WTGM • 960 AM

Thurmont
WTHU • 1450 AM

Westminster
WTRR • 1470 AM
102.3 FM

DELAWARE

Wilmington
WWTX • 1290 AM

KENTUCKY

Louisville
The Ville • 93.9 FM

WEST VIRGINIA

Keyser
WKLP • 1390 AM

PENNSYLVANIA

Williamsport
WYLC • 1050 AM
92.7 FM

York
WSBA • 910 AM
93.9 FM

WASHINGTON, D.C.

WWDC • 104.7 FM
101.1's HD-2
La Nueva • 87.7 FM
(Spanish radio)



RAVENS RADIO LOCKER ROOM SHOW runs 30 minutes after each Ravens game throughout the season. This gameday wrap-up features the live post-game press conferences of head coach John Harbaugh (pictured above with play-by-play announcer Gerry Sandusky) and is followed by several player interviews.



RAVENS PODCAST

NETWORK

AVAILABLE ANYWHERE
YOU GET YOUR PODCASTS

iTUNES | SPOTIFY | TUNEIN
STITCHER | SOUNDCLOUD
PLAYERFM | GOOGLE PLAY

BALTIMORERAVENS.COM/PODCAST



PLAYER INTERVIEWS, SPECIAL GUESTS, RIDICULOUS TOPICS. JOIN RYAN MINK AND GARRETT DOWNING EVERY WEEK IN "THE LOUNGE"



JOHN EISENBERG EXPLORES THE POST-FOOTBALL LIFE OF VARIOUS FORMER RAVENS

COMING SOON!

BLACK IN THE NFL
A NEW PODCAST BY CLIFTON BROWN

TURN ON. TUNE IN. TEAM UP WITH

THE RAVENS



RAVENS REPORT

PRESENTED BY
MedStar Health

Ravens Report is the Emmy Award winning flagship program of the Baltimore Ravens that showcases life in the NFL. This magazine-style show features behind-the-scenes access to players and coaches as they prepare for each week's opponent.

SATURDAYS 7:00 PM AND
AFTER SATURDAY NIGHT LIVE



RAVENS REPORT ALSO AIRS ON:

WGAL (HARRISBURG, PA) • NBC SPORTS WASHINGTON • WJLA (WASHINGTON, DC) • WMDT (DELMARVA AREA) • WWCW (ROANOKE, VA)
WUPV (RICHMOND, VA) • WTVZ (NORFOLK, VA)

BROUGHT TO YOU BY



RAVENS PRODUCTIONS

INDEX

A-I

Abato, Theresa	84	Draft Choices, 2020	262
Adams, Jerell	100	All-Time	364
Alaka, Otaró	102	College	367
All Community Team	95	Dubé, Jon	77
All-Time Coaches	60	Duvernay, Devin	266
All-Time Rankings, Defense	446	Edwards, Gus	142
All-Time Rankings, Offense	445	Ehinger, Parker	145
All-Time Results	374	Eller, Bob	80
All-Time Win/Loss	370	Elliott, DeShon	146
Andres, Michelle	79	Ellis, Justin	148
Andrews, Mark	103	Engram, Bobby	39
Angulo, Richard	29	Etheridge, Brandon	80
Attendance, All-Time	368	Facility, Under Armour Performance Center	92
Attendance Records	373	Ferguson, Jaylon	150
Attenoukon, Houegnon “Q”	73	Firsts, M&T Bank Stadium	371
Averett, Anthony	107	Firsts, Ravens Franchise	371
Azevedo, Mark	68	Fluker, D.J.	152
Baltimore Football History	326	Foundation, Ravens	95
Baltimore Ravens History	326	Fort, L.J.	154
Band, Marching Ravens	488	Frazier, Corey	73
Barner, Kenjon	109	Fusee, Nick	85
Berning, Brandon	69	Game-by-Game Defense, 2019	302
Bischoff, Andy	31	Game-by-Game Offense, 2019	301
Bisciotti, Steve	5	Game-by-Game Summaries, 2019	303
Blackburn, David	69	Gleason, Patrick	85
Board, Chris	112	Goering, Jeff	81
Bowser, Tyus	115	Griffin III, Robert	157
Boykin, Miles	118	Harbaugh, John	12
Boyle, Nick	120	Harrison, Malik	267
Bozeman, Bradley	123	Hewitt, Chris	41
Bredeson, Ben	263	Hill, Justice	161
Brigance, O.J.	76	Holden, Will	163
Brown Jr., Orlando	127	Honor Rows	489
Brown, Marquise	125	Honors, Ravens, All-Time	350
Brown, Randy	33	Honors, Ravens, 2019	300
Byrne, Kevin	86	Hortiz, Joe	65
Campbell, Calais	130	Horton, Chris	23
Cass, Dick	7	How the 2019 Ravens Were Built	299
Cheerleaders	488	Humphrey, Marlon	164
Clark, Chuck	135	Individual Records	448
Cleary, Joey	70	Combined Kick Returns	460
Coaches, All-Time	60	Combined Yards Gained	456
Cohen, Scott	58	Field Goals, Longest	461
Coller, Jim	84	Fumbles	458
Comeback Victories	371	Interceptions	457
Community	95	Kickoff Returns	460
Cox, Morgan	138	Passing	453
Cullen, Joe	35	Punt Returns	459
Culley, David	21	Punting	461
D’Alessandris, Joe	37	Receiving	454
Darney, Heather	84	Rushing	455
DeCosta, Eric	9	Sacks	458
Defensive TDs, All-Time	451	Scoring	448
Dobbins, J.K.	264	Scrimmage Yards	456
Downs, Brad	79	Service	448
		Tackles	458
		Ingram II, Mark	168

INDEX

J-Q

Jackson, Lamar	174	Ogden, Jonathan (Ravens Legend & Hall of Famer)	343
Jankowski, Bill	85	Opponents, Ravens vs. NFL	380
Johnny Unitas Statue	487	Opponents, Single-Game Bests	469
Jones, Dwaune	70	Overtime Games, All-Time	370
Judon, Matthew	183	Parsons, Dan	58
Koch, Sam	187	Peters, Marcus	209
Kokinis, George	66	Phillips, Tyre	270
Koppelman, Baker	81	Players, 2020	100
LEED Environmental Award	491	Draft Choices	262
Levine Sr., Anthony	193	First-Year Players	258
Lewis, Ray (Ravens Legend & Hall of Famer)	344	Undrafted Rookie Free Agents	277
Lewis, Ray (Statue)	487	Veterans	100
Lucas, Sterling	43	Player Honors, 2019	300
Madubuike, Justin	269	Player Honors, All-Time	349
M&T Bank Stadium	484	Player Participation, 2019	296
Amenities	487	Player Personnel Staff	69
Enhancements	485	Postseason Individual Records	470
Entertainment	488	Combined Kick Returns	477
Events	484	Combined Yards Gained	474
Johnny Unitas Statue	487	Fumbles	475
M&T Bank/Ravens Partnership	489	Interceptions	475
Playing Surface	488	Kickoff Returns	477
RavensVision Video Screens/WiFi	486	Passing	471
Ray Lewis Statue	487	Punt Returns	476
Seating	487	Punting	478
Seating Chart	492	Receiving	472
Tailgating	487	Rushing	473
The M&T Advantage	490	Sacks	475
Transportation	487	Scoring	470
Macdonald, Mike	44	Scrimmage Yards	474
Man of the Year, Ravens	352	Service	470
Marshall, Iman	197	Tackles	475
Martindale, Don	25	Postseason Team Records	479
Mascot	488	First Downs	479
Matteo, Nick	73	Fumbles	481
McClain, Jameel	73	Interceptions	482
McDonald, David	74	Kickoff Returns	481
McDonough, Patrick	74	Net Yards	479
McLaughlin, Megan	58	Passing	480
McPhee, Pernel	198	Penalties	481
McSorley, Trace	202	Punt Returns	480
Mearman, Elizabeth	82	Punting	480
Medical Team	94	Rushing	479
Medlin, Ron	77	Scoring	479
Mekari, Patrick	204	Turnovers	481
Minter, Jesse	46	Wins/Losses	479
Moore, Chris	205	Powers, Ben	213
Moriarty, Pat	64	Preseason Results, All-Time	372
Newsome, Ozzie	61	Primetime Ravens	369
Newsome, Vincent	67	Pro Bowl Ravens, 2019	300
NFL Rankings, 2019	320	Pro Bowl Ravens, All-Time	351
NFL Standings, 2019	321	Proche II, James	271
O'Brien, Jay	86	Queen, Patrick	273

INDEX

R-Z

Radio Affiliates	493	Statistics, Preseason, 2019	294
Rankings, Ravens, All-Time	445	Statistics, Regular Season, 2019	291
Rankings, Ravens Year-by-Year Totals	447	Steele, Chad	83
Defensive Dominance	447	Stone, Geno	274
Raphael, Andrew	71	Super Bowl XXXV	325
Ravens Foundation, Inc.	95	Super Bowl XLVII	323
Ravens History	326	Team Records	462
Ravens Radio Network/Affiliates	493	Defeats	462
Ray Lewis Statue	487	First Downs	463
Records, Individual	448	Fumbles	467
Records, Opponents (Single-Game)	469	Interceptions	467
Records, Team	462	Kickoff Returns	466
Reed, Ed (Ravens Legend & Hall of Famer)	346	Net Yards	464
Results, All-Time	374	Passing	465
Ricard, Patrick	214	Penalties	468
Richards, Jordan	217	Punt Returns	466
Ring of Honor	352	Punting	466
Rochlitz, Kevin	82	Rushing	464
Roman, Greg	27	Scoring	462
Roster, All-Time	353	Turnovers	468
Rosters, 2020	288	Victories	462
Sanders, Darren	86	Television Programming	494
Saunders, Steve	48	Thomas III, Earl	234
Schedule & Team Information, 2020	1	Touchdown For Teachers	490
Scoring, All-Time	449	Trades, All-Time	348
Scott, Jaleel	220	Tucker, Justin	239
Seating Chart, M&T Bank Stadium	492	Under Armour Performance Center	1, 92
Sheridan, William	78	Unitas, Johnny (Statue)	487
Shutouts, All-Time	368	Urban, James	49
Skura, Matt	222	Vega, Bobby	72
Smith, Jimmy	224	Ver Steeg, Craig	51
Snead IV, Willie	228	Ward, Jihad	246
Snyder, Sarah	74	Washington, Broderick	275
Sommerhof, Roy	83	Watson, Anthony	48
Stadium	484	Weidl, Kevin	72
Staff Directory	3	Weiss, Matt	53
Staff Headshots	87	Weist, T.J.	55
Stallard, Chas	74	Wilkins, Drew	56
Stanley, Ronnie	231	Williams, Brandon	248
Starters, Game-by-Game, 2019	298	Williams, Patrick	75
Statistics, Cumulative, 1996-2018	387	Wolfe, Derek	253
Statistics, Defensive/Special Teams, 2019	292	Young, Tavon	256
Statistics, Postseason, 2019	293		



JUSTIN, SCOTT & SPIEGEL
WEEKDAYS 5-10AM

WBAL

NEWSRADIO

1090 AM / **101.5 FM**

EXPECT MORE



The only bank that loves the Ravens as much as you do.



The Ravens are entering their 25th season, so it's time to get loud, Ravens fans! As your team's official bank, we can't wait to bleed purple right along with you. We're the bank with our name on the stadium and the official team card, so you know we're big fans – just like you.

mtb.com/ravens



M&T Bank
Official Bank of the Baltimore Ravens

Visa® is a registered trademark of Visa International Service Association.
©2020 M&T Bank. Member FDIC. 45752 200513 VF