



NEW ORLEANS

SAINTS

2020 MEDIA GUIDE



NEW ORLEANS SAINTS

2020 SEASON SCHEDULE



† REGULAR SEASON

SUNDAY	SEPTEMBER 13	TAMPA BAY	3:25 PM
MONDAY	SEPTEMBER 21	AT LAS VEGAS	7:15 PM
SUNDAY	SEPTEMBER 27	GREEN BAY	7:20 PM
SUNDAY	OCTOBER 4	AT DETROIT	12 PM
MONDAY	OCTOBER 12	LOS ANGELES -AFC	7:15 PM
BYE WEEK			
SUNDAY	OCTOBER 25	CAROLINA	12 PM
SUNDAY	NOVEMBER 1	AT CHICAGO	3:25 PM
SUNDAY	NOVEMBER 8	AT TAMPA BAY	7:20 PM
SUNDAY	NOVEMBER 15	SAN FRANCISCO	3:25 PM
SUNDAY	NOVEMBER 22	ATLANTA	12 PM
SUNDAY	NOVEMBER 29	AT DENVER	3:05 PM
SUNDAY	DECEMBER 6	AT ATLANTA	12 PM
SUNDAY	DECEMBER 13	AT PHILADELPHIA	3:25 PM
SUNDAY	DECEMBER 20	KANSAS CITY	3:25 PM
FRIDAY	DECEMBER 25	MINNESOTA	3:30 PM
SUNDAY	JANUARY 3	AT CAROLINA	12 PM

HOME GAMES IN GOLD † ALL TIMES CENTRAL † NEWORLEANSSTSAINTS.COM † @SAINTS

THANK YOU TO OUR 2020 PATRON



Touching lives. Powering the future.

At Entergy, the communities we serve are the communities we call home. That's why we stay active and involved – because we know our responsibility reaches beyond the power grid. So, we invest in education and industry, while developing new solutions to power tomorrow. As a community, our successes fuel each other. We're all on a circuit. And together, we power life.

entergy.com



A message from Entergy Corporation ©2019 Entergy Services, LLC. All Rights Reserved.

TABLE OF CONTENTS

Staff Directory	3-4
Community Affairs	5-6
Youth Programs	7

OWNER	8-22
Benson New Orleans Saints Timeline	9-15
Owner Gayle Benson	16-19
President Dennis Lauscha	20-22

FOOTBALL	23-375
Exec. VP/GM Mickey Loomis	24-25
Head Coach Sean Payton	26-35
Assistant Coaches	36-74
Players	75-279
2020 Draft Picks	280-286
Undrafted/First-Year	287-299
Alphabetical Roster	300-301
Numerical Roster	302-303
How The Saints Were Built	304
2019 NFL Season In Review	306
2019 Final Statistics	307-309
2019 Game-By-Game Saints	310
2019 Game-By-Game Opponents	311
2019 Game-By-Game Starters	312
2019 Turnover Table	313
2019 Participation Report	314-315
2019 Team Superlatives	316
2019 Individual Superlatives	317
2019-20 Transactions Log	318-319
2019 Game-By-Game Review	320-354
Football Operations Staff	355-375

ADMINISTRATION ...	376-390
Staff	377-390

RECORDS	391-434
Career Leaders	392-395
Yearly Leaders	396-406
Individual Records	407-416
Team Records	417-422
Two-Team Records	423
Consecutive Records	424
Big Games	425-429
Last Time	430-431
Individual Playoff Records	432-433
Team Playoff Records	434

HISTORY	435-585
Saints Timeline	436-448
Season Results	449-466
Year-by-Year Results	467-468
Series Records	469-475
Attendance Figures	476-477
Preseason Results	478-481
Preseason Records	481
Year-By-Year Statistics	482-533
Playoff Game Summaries	534-543
All-Time Roster	544-560
Pro Football Hall of Fame	561-564
NFL Honors	565-573
NFL Draft History	574-582
Saints In Prime Time	583
Mercedes-Benz Superdome	584

2020 New Orleans Saints Media Guide

The media guide includes a compilation of information that has been gathered and preserved by members of the team's previous communications departments. Many Thanks to everyone who has helped prepare and preserve this information.

The 2020 Saints media guide was written and edited by the Saints communications staff

Executive Editor: Greg Bensel
Editor: Justin Macione
Editorial Assistance: Evan Meyers, Doug Miller, Davis Friend
Photography: Michael C. Hebert
Design and Layout: Emily Eaton - Highwire MC

All information current as of July 14, 2020.
 ©Copyright, 2020. New Orleans Saints.



STAFF DIRECTORY

NEW ORLEANS SAINTS

Ochsner Sports Performance Center

5800 Airline Drive, Metairie, LA 70003

Telephone: (504) 733-0255 • Ticket Office: (504) 731-1700

Website: NewOrleansSaints.com

Home Stadium: Mercedes-Benz Superdome

Colors: Old Gold, Black, and White

Conference: National Football Conference (South Division)

EXECUTIVE

Gayle Benson	Owner
Melissa Manwaring	Sr. Exec. Asst. to the Owner
Melissa Hoang	Exec. Personal Asst. to the Owner
Charles Vedros	Personal Asst. to the Owner

FOOTBALL OPERATIONS

Mickey Loomis	Exec. Vice President/General Manager
Khai Harley	Vice President of Football Administration
Derek Stamnos	Director of Operations
Debbie Gallagher	Exec. Asst. to EVP/General Manager

Player Personnel

Jeff Ireland	VP/Asst. Gen. Manager - College Personnel
Terry Fontenot	VP/Asst. Gen. Manager - Pro Personnel
Ryan Powell	Pro Scout
Michael Parenton	Pro Scout
Mike Baugh	National Scout
Terry Wooden	National Scout
Cody Rager	National Scout
Scott Campbell	Area Scout
Mike DiJulio	Area Scout
Jon Sandusky	Area Scout
Casey Talley	Area Scout
Joey Vitt Jr.	Area Scout
Matt Phillips	Combine Scout
Paul Zimmer	College Scouting Coordinator/Area scout
Justin Matthews	Pro Scouting Coordinator
Ryan Herman	Football Research & Strategy
Will Martinez	Scouting Asst.
Jordan Traylor	Scouting Asst.
Ben Autin	Football IT
Josh Sheetz	Lead Systems Developer

Coaching

Sean Payton	Head Coach
Dennis Allen	Defensive Coordinator
Charles Byrd	Asst. Strength & Conditioning
Dan Campbell	Asst. Head Coach/Tight Ends
Pete Carmichael	Offensive Coordinator
Ronald Curry	Wide Receivers
Dan Dalrymple	Head Strength & Conditioning
Declan Doyle	Offensive Asst.
Phil Galiano	Asst. Special Teams
Peter Giunta	Sr. Defensive Asst.
Aaron Glenn	Secondary
Michael Hodges	Linebackers
Curtis Johnson	Sr. Offensive Asst.
Joe Lombardi	Quarterbacks
Ryan Nielsen	Defensive Line
Brendan Nugent	Asst. Offensive Line/Run Game
Kevin Petry	Asst. to the Head Coach/Offensive Asst.
Darren Rizzi	Special Teams Coordinator
Cory Robinson	Defensive Asst.
Dan Roushar	Offensive Line
Joel Thomas	Running Backs
Rob Wenning	Asst. Strength & Conditioning
Michael Wilhoite	Defensive Asst.

D.J. Williams	Offensive Asst.
Brian Young	Pass Rush Specialist

Equipment

John Baumgartner	Equipment Manager
Corey Gaudet	Asst. Equipment Manager
Joel Gastright	Equipment Asst.

Communications

Greg Benschel	Sr. VP of Communications & Broadcasting
Shaneika Dabney-Henderson	Vice President of Production
Doug Miller	Exec. Director of Football Communications
Doug Tatum	Vice President, Digital Media
James Crosbie	Director of Production
Justin Macione	Director of Football Communications
Alex Restrepo	Director of Social Media
Beth Blackburn	Manager of Digital Platforms
Evan Meyers	Football Communications/Legends & Alumni Manager

Layne Murdoch Jr.	Video/Still Photo Manager
Jordy Spitalo	Corporate Communications Manager
Davis Friend	Football Communications Associate
John DeShazier	Sr. Writer/Digital Media Contributor
Todd Graffagnini	Digital Media Contributor
J.D. Carrere	Sr. Content Manager
Ashley Amoss	Videographer/Editor
Brendan Hassett	Videographer/Editor
Jon Mahody	Videographer/Editor
Shota Hashimoto	Motion Graphics Manager
Gerry Cisneros	Video Editor
Janae Adams	Production Asst.
Andy Weilbaecher	Digital Developer
Caroline Gonzalez	Broadcast Coordinator
Sam Shannon	Digital Media Coordinator
McKell Favrot	Digital Media Content/Partnership Manager
Leslie Gamboni	Social Media Coordinator
Sam Shannon	Digital Media Associate
Dan Simmons	Alumni/Legends Development Coordinator
Michael C. Hebert	Director of Photography
Josh Richardson	Gameday Producer

Player Engagement

Fred McAfee	Director of Player Engagement
Danny Lawless	Director of Security

Athletic Training

Beau Lowery	Director of Sports Medicine
Shone Gipson	Head Athletic Trainer
Ben Stollberg	Asst. Head Athletic Trainer
Jonathan Gress	Director of Rehabilitation
Kevin Mangum	Asst. Athletic Trainer
Jamie Meeks	Director of Sports Nutrition

Medical Staff

Dr. John Amoss	Team Physician
Dr. Larry "Chip" Bankston Jr.	Head Team Orthopedist
Dr. Michael Hartman	Team Physician
Dr. W. Stephen Choate	Team Physician

STAFF DIRECTORY

Video

Dave Desposito	Video Director
Joe Alley	Asst. Video Director
Tim Youngblood	Video Asst.
Ben Martinez	Video Asst.

ADMINISTRATION

Dennis Lauscha	President
Jeanne Brown	Exec. Asst. to the President

Marketing & Business Development

Ben Hales	Sr. Vice President/Chief Operating Officer
Jen Martindale	Vice President of Brand Strategy
Stephen Pate	Vice President of Government Relations and Business Operations
Ian Tigchelaar	Sr. Director of Business/Marketing Operations
Ashley Deaton	Sr. Director of Saintsatons
Sara Anderson	Saintsatons Manager
Julie Borsch	Director, Community Relations
Elicia Broussard Sheridan	Director, Youth Programs & Social Unification
Katie Krajcer	Manager, Initiatives
Marshe' Washington	Fan Engagement Manager
Mel Barry	Marketing Manager
Jason Lapouble	Manager, Community Affairs
Austin Pasco	Manager, Youth Programs
Keith Claverie	Assistant Marketing Manager
Mariana Jerez	Special Events Manager
Chad Vincent	Sr. Graphics Designer
Kyle Campbell	Director of Game Presentation
Seth Lewis	Motion Graphics Coordinator
Dan Askin	Director, Digital Marketing
Destinie Tucker	Email/Digital Marketing Specialist
Josh Harris	Operations Manger
Megan Bourg	Operations Coordinator
Adam Fournier	Youth Programs Coordinator
Morgan Parmer	Fan Engagement Coordinator
Janeica Neely	Youth Programs Associate

Sales

Michael Stanfield	Sr. Vice President of Sales
Bryan Ross	Vice President, Ticket Sales, Service & Operations
Matt Webb	Vice President, Corporate Partnerships
Matt Dixon	Director of Premium Sales & Service
Kevin Ferguson	Sr. Premium Acct. Manager
Brian Bean	Sr. Premium Acct. Manager
Jonathan Gibson	Premium Acct. Manager
Nick Batista	Manager of Suite Sales & Service
Adam Begoun	Suite Sales Acct. Exec.
Sydney Labiche	Suite Services Coordinator
Alex Schulte	Sr. Director of Partnership Sales & Strategy
Chase Atkinson	Director of Partnership Sales
Kelly Batista	Director of Partnership Marketing
Jenna Romig Parenton	Director of Partnership Marketing
Erica Bernadas	Sr. Manager Partnership Sales
David Adams	Account Manager, Partnership Sales
Johnny Pizzo	Corporate Sales Acct. Exec.
Victoria Leahy	Corporate Partnership Sales
Taylor Mahan	Partnership Sales Acct. Exec.
Chase Langdon	Partnership Strategy Manager
Courtney Boyd	Partnership Marketing Coordinator
Virginia Pace	Partnership Marketing Coordinator
Eavan Martin	Partnership Marketing & Events Coordinator
Megan Carroll	Partnership Marketing Coordinator
Niki Jiminez	Partnership Marketing Coordinator
Taylor Johnson	Partnership Marketing Coordinator
Jesse Thomas	Partnership Marketing Coordinator
Quinton Washington	Partnership Marketing Coordinator
Blair Positerry	Partnership Strategy Designer
Blake Simon	Sr. Director of Ticket Service & Operations
Courtney Gros	Sr. Service & Retention Acct. Exec.

Tim Gryzch	Manager of Ticket Operations
Stephanie Johnson	Sr. Service & Retention Acct. Exec.
Mario Scarfalloto	Sr. Service & Retention Acct. Exec.
Gena Boudreaux	Season Ticket Service Manager
Rashii Givens	Service & Retention Acct. Exec.
Blake Leonard	Service & Retention Acct. Exec.
Roger Perryman	Service & Retention Acct. Exec.
Jordan Thomas	Service & Retention Acct. Exec.
Charlene Brown	Receptionist
Derrick James	Director of Ticket Operations
Joe Chavis	Ticket Operations & Parking Services Manager
Jonathan Pick	Ticket Operations Coordinator
Angela Leon	Ticket Administration Manager
Chris Guidry	Director of Group Sales & Service
Denton Hunter	Sr. Group Sales Acct. Exec.
Jesse Nantz	Sr. Group Sales Acct. Exec.
Chris Harpster	Sr. Group Sales Acct. Exec.
DeAngelo Norris	Sr. Group Sales Acct. Exec.
Stephen Hetro	Group Services Coordinator
Lauren Sims	Group Sales Acct. Exec.
Carrie Albright	Season Ticket Acct. Exec.
Andrew Boylan	Season Ticket Acct. Exec.
Dustin Matherne	Season Ticket Acct. Exec.
Jim Pollino	Season Ticket Acct. Exec.
Philicia Douglas	Inside Sales Manager
Molly Threeton	Premium Services Coordinator

Finance & Accounting

Ed Lang	Senior Vice President/CFO
David Chaix	Vice President, Team Accounting
Patrice Gunter	Vice President, Controller
Mallory Vedros	Assistant Controller
Sheila Chimento	Senior Staff Accountant
Jay Romig	Executive Director, Administration
John Berfekt	Mail Clerk

Legal

Vicky Neumeyer	Sr. Vice President/General Counsel
Matthew Shayer	Staff Attorney

Business Analytics

Ben Wang	Executive Director of Business Intelligence
Kate McCabe	Business Intelligence Manager
Stephen Neal	Senior Business Intelligence Analyst
Sarah Seitz	Senior Business Intelligence Analyst
Natalie Phillips	Business Intelligence Analyst
Susan Chadwick	Business Intelligence Analyst, Data Operations
Tejas Bala	Data Scientist
Matt Marker	Business Intelligence Associate

Human Resources

Pat McKinney	Vice President of Human Resources
Mary Vinet	Benefits Manager
Alyssa Hadden	Human Resources Director
Shelley Bennett	Payroll Manger

Information Technology

Jeff Huffman	Senior Director of IT Security & Administration
Jody Barbier	IT Operations Director
Kevin Brewer	Computer Systems & IT Manager
Chris Chapital	Desktop Support Specialist
Brock Orrett	Desktop Support Specialist

Facilities

Terry Ashburn	Facilities Director
Wade Vicknair	Assistant Facilities Manager
Corey Rogers	Grounds Superintendent
Gordon Duplessis	Facilities Assistant
Michael Eiffert	Facilities Assistant
Cody Vicknair	Facilities Assistant

COMMUNITY AFFAIRS



SAINTS IN THE COMMUNITY

The New Orleans Saints Community Affairs Department is committed to supporting the charitable efforts of our club's ownership, players, coaches and staff throughout the Gulf South region. This dedication to charitable causes and individuals in need was a defining trait of Tom Benson's 33-year tenure as Owner of the franchise and now that legacy carries on under the leadership of Gayle Benson. As a philanthropic force in the community, the club is committed to exercising its core beliefs and basic expectations of every member of the New Orleans Saints organization, defined by its participation in initiatives that will have a positive and lasting impact on the people in our community.

RESPONDING TO THE COMMUNITY IN TIMES OF CRISES

The relationship between the Saints and its fans is unique in the world of sports. The team has been the recipient of unqualified support from the community since its inception and welcomes the opportunity to give back - particularly in times of crisis. Donating and raising money as well as providing extensive organizational support following Hurricanes Katrina, Rita and Harvey, the 2010 Gulf



Coast Oil Spill and widespread flooding and tornadoes that affected the region in 2016, the club now faces the challenge of supporting the community during the COVID-19 pandemic. Right at the start of the institution of stay-at-home orders in mid-March, Mrs. Benson made a donation of \$1 million to create the Gayle Benson Community Assistance Fund. With the assistance of the Greater New Orleans Foundation, further funds have been raised and they have been donated to those in the community facing hardship due to residual impact of COVID-19, especially those in the service industries.

In addition to reacting to real-time issues such as natural disasters and the COVID-19 pandemic, the Saints also will continue its commitment to prioritize efforts that build awareness of and support for issues challenging the Gulf South by working to safeguard and promote our wetlands and energy production, as they are critical to our nation's future economic vitality.



SPECIAL ATTENTION TO YOUTH & EDUCATION

The Saints organization believes in the future of New Orleans and the Gulf South, and understands that our community's children are our greatest resource and hope for a stronger region. Our Community Affairs and Youth Programs Departments conduct and assist over 350 events and initiatives every year, focusing on the development and education of our children.

Throughout the year, Saints players, Legends, and staff visit schools and various community centers to stress the importance of education, physical fitness, nutrition, leadership development, character building and time management. The club partners with a variety of organizations including (but not limited to) Boys & Girls Clubs, Special Olympics, Boy and Girl Scouts, United Way, NFL YET Center, Kingsley House, Teach for America, Youth Empowerment Project, and NORD.

SUPPORT AND IMPACT FOR THE ENTIRE COMMUNITY

While supporting youth and education is a daily focus of the club, significant resources are dedicated to enrich the lives of individuals in other areas of need. For the past four years, the Saints 50/50 Charity Raffle's season total jackpot has risen to nearly \$1 million, allowing the organization to assist thousands of people across the Gulf South region through the works of benefitting charities. Local and non-profit organizations have received proceeds garnered via fundraisers such as crawfish boils and the Saints 5K Kickoff Run, which has raised over \$500,000. Saints ownership, executives and staff members serve on numerous community organization boards and partner with those entities to assist or co-develop appropriate programs with a plethora of organizations including (but not limited to) CADA of Greater New Orleans, American Heart Association, Second Harvest Food Bank, City Park of New Orleans, Saintsgiving at Dryades YMCA, Toys for Tots, Young Leadership Council, Rebuilding Together New Orleans, American Red Cross, Make-A-Wish, Volunteers of America, United Negro College Fund and Bridge House. Each year, millions of dollars are given back to the community by the Saints through the donation of cash, goods and services, media and sponsorship.

Whether through financial support, in-kind donations, charitable appearances or just lending a helping hand, the New Orleans Saints are there to reciprocate the support the club has received from its community for 54 years.



YOUTH PROGRAMS



The New Orleans Saints Youth Programs Department maintains an active presence in the community throughout the year, bringing National Football League excitement to children who may not have the opportunity to experience the thrill of a Saints football game in person. The Saints reach thousands of children through programs such as the Saints Play Football Experience Camps, Gatorade Junior Training Camps, the Saints Experience, the United Way Community Patrol Camps and the High School 7-on-7 Regional Tournament. The club is also highly involved with all of the NFL's youth football initiatives such as PLAY60, NFL FLAG, and PLAY FOOTBALL MONTH celebrations.

The Saints have continued to champion smarter and safer play for young athletes in partnership with USA FOOTBALL through the Heads Up Football program by hosting Player Safety Clinics, Player/Parent Camps and forums to further educate coaches, parents and players. Across the Gulf Coast, the Saints continue to fully fund Heads Up Football's enrollment fees for every high school in Alabama, Louisiana and Mississippi.

The Saints sponsor the Louisiana High School Athletic Association and are working closely with the LHSAA to implement the InSideOut Initiative in Louisiana. This initiative is supported by the NFL Foundation and seeks to transform the current win-at-all-costs culture, where the value is defined by the win-loss record, to a culture that defines and promotes sports as a human growth experience that focuses on the intentional development of educational, social and emotional well-being of each student-athlete.

The club also honors area high school coaches through the Saints NFL High School Coach of the Week program, which provides \$1,000 to each coach's respective football programs. In addition, the Saints collaborate with corporate partners to conduct life skills presentations to high schools throughout the city. Topics such as education, work ethic, leadership, and character as well as post-graduation career opportunities are discussed.

The Youth Programs Department is influential in helping to secure thousands of dollars through the NFL Foundation via the Player Matching, Team and Grassroots Grants. Funding received from these grants are distributed to youth and high school football organizations and support field projects throughout the region. The Saints Youth Task Force meets to address issues facing today's youth football programs. These efforts positively impact the growth and direction of football for youngsters in the community.

OWNER

FOOTBALL

ADMINISTRATION

RECORDS

HISTORY

OWNER



BENSON NEW ORLEANS SAINTS TIMELINE

Since Tom Benson purchased the Saints in 1985, the franchise was quickly transformed. Combining his passion for building a championship team with commitment to being a business leader and community citizen, the Saints reached the playoffs for the first time two seasons later. After marrying Gayle Benson in 2004, Mr. and Mrs. Benson continued to work to build a championship franchise on and off the field, culminating with the Saints capturing Super Bowl XLIV. With Mr. Benson's passing in 2018, Mrs. Benson has upheld the high standards for the franchise that her late husband set, providing the resources and guidance to allow the organization to reach new heights.

May 31, 1985

Tom Benson purchases New Orleans Saints from John Mecom Jr.

Jan. 14, 1986

Jim Finks is hired by Benson as President/General Manager.

Jan. 28, 1986

Jim Mora is hired as Head Coach.

Dec. 27, 1987

With a 33-24 win over Green Bay, the Saints close out the regular season at 12-3, the franchise's first winning record and would go on to play in their first playoff game the following week.

Jan. 3, 1988

Saints play in their first playoff contest vs. Minnesota before 68,127 fans in the Superdome.

March 23, 1989

Tom Benson is named as chairman of the NFL's finance committee, the league's most influential committee. Benson would serve three terms before stepping down in 2013.

Dec. 22, 1991

In a 27-3 win at the Phoenix Cardinals, the Saints win their first division title in franchise history with an 11-5 record as the defense allowed 211 points, the fewest allowed in the NFL. Pat Swilling is named *Associated Press* NFL Defensive Player of the Year following a season where he had a club-record 17 sacks.



OWNER

FOOTBALL

ADMINISTRATION

RECORDS

HISTORY

BENSON NEW ORLEANS SAINTS TIMELINE

OWNER

FOOTBALL

ADMINISTRATION

RECORDS

HISTORY

Dec. 26, 1992

The Saints close out a 12-4 regular season, where they gave up a league-low and club-record 202 points, also leading the NFL with 57 sacks, while surrendering only 15, the first time since 1977 a club led the league in both categories. All four starting linebackers, Rickey Jackson, Vaughan Johnson, Sam Mills and Swilling are among six Saints selected to the Pro Bowl.



April 25, 1993

Saints draft eventual NFL Hall of Famer William Roaf in the first round with the eighth overall pick, following a deal to bring the eighth pick and a fourth round selection in exchange for Swilling.

April 15, 1996

A state-of-the-art training facility is opened in Metairie, housing the entire Saints organization for the first time in club history, which would later be expanded with an indoor facility and is now called the Ochsner Sports Performance Center.

Dec. 30, 2000

After winning the NFC West with a 10-6 record, the Saints record the franchise's first playoff win with a 31-28 victory over the St. Louis Rams at the Superdome.

May 13, 2002

Mickey Loomis is promoted to General Manager.

Oct. 29, 2004

Tom Benson marries the former Gayle Marie LaJaunie.

Sept. 8, 2005

The New Orleans Saints Hurricane Katrina Relief Fund is launched, which would eventually distribute over \$1 million dollars to benefit causes in the Gulf South.

Jan. 18, 2006

Sean Payton is hired as Head Coach.

March 14, 2006

QB Drew Brees agrees to a five-year contract.

Sept. 25, 2006

In the team's return to the Superdome following Hurricane Katrina, the Saints defeat the Atlanta Falcons 23-3 before a nationally televised audience.

Jan. 13, 2007

The Saints defeat the Philadelphia Eagles 27-24 in the NFC Divisional Playoff round and advance to the Conference Championship for the first time.

Oct. 26, 2008

The Saints played their first ever regular season game outside of the United States, defeating San Diego 37-32 at London's historical Wembley Stadium.

BENSON NEW ORLEANS SAINTS TIMELINE

Jan. 6, 2009

Brees is named the AP 2008 NFL Offensive Player of the Year after he passed for 5,069 yards, 15 short of the NFL record at the time, while also tying for the league lead with 34 touchdown passes.

April 30, 2009

Mr. Benson negotiates a lease extension with the State of Louisiana and the Saints long-term, which resulted in extensive renovations to the Mercedes-Benz Superdome, the construction of Champions Square outside the stadium and the purchase of an adjacent office building renamed Benson Tower, which was put back into service at full occupancy to help revitalize the city's Central Business District.

May 19, 2009


Led by Mr. Benson, the City of New Orleans is awarded Super Bowl XLVII, the fifth Super Bowl he would land for his hometown during his ownership tenure.

Dec. 13, 2009

After their 26-23 win at Atlanta, the victory is the 13th of the year for 13-0 New Orleans, establishing a new club record.

Jan. 24, 2010

With a 31-28 overtime win over the Minnesota Vikings in the NFC Championship, the Saints capture the first conference championship victory in team history.



Feb. 6, 2010

Jackson becomes the first Saints player to spend the majority of his career with the club to be voted to the Pro Football Hall of Fame.



Jackson would be presented by Mr. Benson for induction at the ceremony in Canton, Ohio on August 7.

Feb. 7, 2010

Saints win Super Bowl XLIV, defeating Indianapolis 34-17 in South Florida. Brees was named the game's MVP after throwing three touchdown passes. The game attracted an average audience of 106.5 million U.S. viewers, making it the most watched Super Bowl at that time.

June 24, 2010

In the wake of a catastrophic oil spill in the Gulf of Mexico, Mr. Benson and the Saints establish the Saints Gulf Coast Renewal Fund, which distributes over \$1.5 million to local charities.

OWNER

FOOTBALL

ADMINISTRATION

RECORDS

HISTORY

BENSON NEW ORLEANS SAINTS TIMELINE

OWNER

FOOTBALL

ADMINISTRATION

RECORDS

HISTORY

Aug. 9, 2010

The Super Bowl Champion Saints visit the White House.

Jan. 8, 2011

The Saints close their 2010 season with a Wild Card play-off loss at Seattle, although New Orleans qualified for the postseason in consecutive seasons for the first time since the 1990-92 campaigns.

Oct. 4, 2011

Mr. Benson announces a ten-year agreement with Mercedes-Benz USA to rename the club's renovated home stadium the Mercedes-Benz Superdome.

Jan. 1, 2012

Following a 45-17 win over divisional rival Carolina in the 2011 regular season finale, the Saints finish 13-3 for the second time in three seasons, winning the NFC South and set the NFL single-season record with 7,474 total net yards. Brees passes for 5,476 yards, an NFL record at the time and would be named the AP NFL Offensive Player of the Year for the second time.

Feb. 4, 2012

Roaf voted to the Pro Football Hall of Fame.

May 20, 2012

Dennis Lauscha is promoted by Mr. Benson to Team President.

June 15, 2012

Mr. Benson purchases the New Orleans Hornets NBA franchise, which he would rename and rebrand the New Orleans Pelicans in 2013.

Nov. 10, 2013

Jackson, Archie Manning and Roaf are the first three inductees into club's Ring of Honor on a Sunday evening when the Saints defeated the Dallas Cowboys 49-17 with the club setting an NFL record with 40 first downs and setting a club record with 625 total net yards.

Dec. 29, 2013

After a one-year absence from postseason play, the Saints clinch their fourth playoff berth in five years with a 42-17 win over Tampa Bay in the Mercedes-Benz Superdome.

Jan. 4, 2014

Saints win NFC Wild Card Playoff at Philadelphia, 26-24 for franchise's first road playoff win.

Sept. 2, 2014

A statue of Mr. Benson holding the Lombardi Trophy after the team's Super Bowl XLIV win makes its debut in Champions Square following a ceremonial unveiling before Mr. and Mrs. Benson, Saints executives and local dignitaries.

Dec. 21, 2015

During halftime of New Orleans' game against the Detroit Lions, Morten Andersen was inducted as the fourth member of the Saints Ring of Honor. He is the Saints' all-time leading scorer with 1,318 points, was selected to the Pro Bowl six times in Black and Gold and was the NFL's all-time leading scorer from 2006-18.

BENSON NEW ORLEANS SAINTS TIMELINE

OWNER

FOOTBALL

ADMINISTRATION

RECORDS

HISTORY

Feb. 4, 2017

Andersen is selected to the Pro Football Hall of Fame.

Aug. 3, 2017

A completely renovated Tom Benson Hall of Fame Stadium is dedicated at the Pro Football Hall of Fame in Canton, Ohio, with a statue of Mr. Benson in the end zone plaza unveiled that overlooks the field. Mr. Benson donated \$10 million to the stadium renovation project and another \$1 million towards the construction of a planned retirement facility on the Hall's grounds for retired NFL players.

Nov. 3, 2017

Tom Benson Way, the street located outside the Ochsner Sports Performance Center, is dedicated in Mr. Benson's honor.

Dec. 24, 2017

The Saints, played in front of 73,188 fans in the regular season finale as they topped the Atlanta Falcons 23-13 to record their 11th win, securing a return to the playoffs for the first time since 2013. New Orleans's regular season home attendance of 585,113 set a franchise record.

Jan. 7, 2018

The Saints defeat the Carolina Panthers in the NFC Wild Card Playoff, 31-26.

Jan. 28, 2018

Seven Saints participated in the Pro Bowl in Orlando, Fla. Payton and his staff coached the NFC squad.

Feb. 3, 2018

Alvin Kamara finished his dazzling rookie campaign with a club-best 1,544 total yards from scrimmage and 14 touchdowns, as he and Marshon Lattimore, who led NFL rookies with five interceptions would be the first duo on the same club to capture AP NFL Offensive and Defensive Rookie of the Year in the same season since 1967.

March 15, 2018

Mr. Benson passes away at the age of 90 following a career in business and professional sports that spanned over 70 years. Mrs. Benson becomes Owner of the Saints, Pelicans and his business enterprises.



BENSON NEW ORLEANS SAINTS TIMELINE

OWNER

FOOTBALL

ADMINISTRATION

RECORDS

HISTORY

Sept. 9, 2018

During halftime of New Orleans' opener vs. Tampa Bay, Mr. Benson is inducted posthumously as the fifth member of the Saints Ring of Honor.



Sept. 23, 2018

In a 43-37 overtime win at Atlanta, Brees moves past Brett Favre to become the NFL's all-time completions leader.

Oct. 8, 2018

In a 43-19 Monday Night Football win over Washington, Brees moves past Peyton Manning to become the NFL's all-time passing yardage leader.

Nov. 22, 2018

In a 31-17 win over Atlanta on Thanksgiving night at the Mercedes-Benz Superdome, New Orleans wins its tenth consecutive game, giving the Saints the second-longest winning streak in franchise history.



Jan. 20, 2019

Mrs. Benson finishes her first season as Owner with the Saints finishing the regular season with 13 wins, tying the 2009 and 2011 teams for the most victories in team history. New Orleans's 13-3 record earned them back-to-back division titles for the first time in franchise history as they advanced to the NFC Championship for the first time since the 2009 campaign. Eight Saints were named to the NFC Pro Bowl squad.

Dec. 16, 2019

In a 34-7 win over Indianapolis on Monday Night Football, capping a weekend that featured a reunion of the Super Bowl XLIV squad, Brees became the NFL's all-time touchdown pass leader with his 540th career scoring throw.

Dec. 29, 2019

Saints finish with a 13-3 record for the second consecutive season, capturing their third consecutive NFC South title and playoff appearance. Individually, a club-record six Saints were selected to the *Associated Press* All-Pro team: LB Demario Davis, DB J.T. Gray (special teams), WR/RS Deonte Harris (punt returner), DE Cameron Jordan, RT Ryan Ramczyk and WR Michael Thomas. A team-record 11 Saints were named to the Pro Bowl. Thomas captured AP NFL Offensive Player of the Year with a recordbreaking season. In his fourth campaign, he captured his second straight NFL receiving title, totaling a league-record 149 receptions for a team-record 1,725 yards and nine touchdowns.

March 16, 2020

Mrs. Benson formed the Gayle Benson Community Assistance Fund, starting with a personal \$1 million donation in response to the COVID-19 pandemic. In addition to her donation, a significant amount of additional money has been raised through her encouragement and the commitment of the local business community, with the donations being disbursed through the Greater New Orleans Foundation to local businesses and individuals affected.



OWNER

FOOTBALL

ADMINISTRATION

RECORDS

HISTORY



GAYLE BENSON

Owner

Gayle Benson provides leadership for the New Orleans Saints and New Orleans Pelicans as Owner, succeeding her husband, Tom Benson, who passed away on March 15, 2018, after serving as the Owner of the Saints since 1985 and the Pelicans franchise since 2012. The New Orleans native is an accomplished

business professional and philanthropist with strong ties to the local community and who is dedicated to contributing to the growth and enhancement of the Gulf South region.

Mr. and Mrs. Benson worked together to build championship-level NFL and NBA organizations, housed in state-of-the-art facilities at the Ochsner Sports Performance Center, Mercedes-Benz Superdome and Smoothie King Center, while making a positive impact in the community away from the football field and basketball court as well.

With the Saints franchise under the guidance of Mr. and Mrs. Benson, the team has reached new heights since 2006, when they entrusted Executive-Vice President/General Manager Mickey Loomis to hire Sean Payton as head coach and sign quarterback Drew Brees. Since those moves, the franchise has reached its highest point of success, posting a 146-93 record from 2006-19, featuring eight playoff berths, six division titles, three NFC Championship appearances and the Super Bowl XLIV title. Off-the-field, the Mercedes-Benz Superdome has been completely renovated and is currently undergoing a multiple-phase enhancement. Saints games have been sold-out on a season ticket basis for every campaign since 2006, with a waiting list of over 73,000 and 145 consecutive sellouts going into 2020. The NFL's League Observation Program and third party Expert Review Audits of all 32 teams has resulted in the Saints being ranked with the highest overall score for Fan Gameday Satisfaction each of the past three seasons. The club has also positioned itself as a leader in the community, assisting with the recovery from several natural disasters as well as the COVID-19 pandemic, while also working to enhance the region as a whole.

In Mrs. Benson's first two seasons of ownership, New Orleans has posted back-to-back 13-3 campaigns and NFC South division titles, reaching the NFC Championship in the 2018 campaign. No team has matched their 14 road victories since 2018. Their 27 wins (regular season and postseason) rank second in the NFL during the two-season period. Twelve Saints have received a total of nineteen Pro Bowl selections, including a franchise-record eleven players in 2019. Eight Saints over the past two seasons have received *Associated Press* All-Pro honors, three – defensive end Cameron Jordan, tackle Ryan Ramczyk and wide receiver Michael Thomas, both seasons. In 2019, Thomas set the NFL single-season record for receptions in a season as he was selected as the *Associated Press* NFL Offensive

Player of the Year. Over the past two seasons, Brees has become the league's all-time leader in completions, passing yardage and touchdown passes.

Following in the footsteps of her late husband, who played a significant role in the city of New Orleans hosting five Super Bowls during his ownership and wielded extensive influence and respect among owners with a long tenure as Chairman of the Finance Committee, Mrs. Benson has become instrumental with her influence and leadership in league issues, serving on the Audit, Business Ventures and Hall of Fame Committees. She helped the city land a future Super Bowl, which will mark the 11th time that Louisiana and the Crescent City will serve as a host, tying with Miami for the most Super Bowls by a host city. The economic impact of Super Bowl XLVII, played in 2013, which Mr. Benson successfully campaigned for, was \$480 million, not to mention the exposure and charitable contributions the NFL makes during Super Bowl week that extends for generations. Mrs. Benson's committed to continuing to bring Super Bowls to New Orleans.

Immediately upon Mr. and Mrs. Benson's purchase of the former Hornets franchise from the NBA in 2012, construction began on a state-of-the-art basketball practice facility to house the entire organization together and the franchise would also be rebranded as the Pelicans. Through agreements with the State of Louisiana upon the purchase of the Pelicans, the Smoothie King Center has undergone a complete renovation since the 2012 purchase, featuring a new center-hung HD scoreboard, which debuted in 2015, along with several additional fan upgrades. Through this commitment, NBA All-Star Weekend was awarded to New Orleans in 2014 and 2017, making the city one of just six current NBA markets to host the mid-season event at least three times. Mrs. Benson, recently appointed as a member of the NBA's Labor Relations Committee, oversaw a significant overhaul of the Pelicans organization in 2019. She hired Executive Vice President of Basketball Operations David Griffin. Through the support of these organizational improvements by Mrs. Benson, combined with New Orleans winning the NBA Draft Lottery and selecting the 2018-19 *Associated Press* College Player of the Year in Duke forward Zion Williamson with the first overall pick, the Pelicans have established a solid foundation for the 2019-20 season, when they have competed for a playoff spot and beyond.

Community investment and giving back have been hallmarks of Mr. and Mrs. Benson's ownership of the Saints and Pelicans. This tradition continues under Mrs. Benson's stewardship as she has further enriched the New Orleans community through her support to causes in the health and wellness, cancer care, education, arts and faith-based sectors.

As dedicated corporate citizens, the Saints and Pelicans annually put millions of dollars back into the community in financial support, in-kind donations, charitable appearances and donations of goods and services. Mrs. Benson's philanthropic leadership has been recognized far and wide since becoming Owner.

Mrs. Benson has always responded to conditions that affect the local community adversely, becoming quickly involved and taking action. At the beginning of the COVID-19 pandemic this March, she personally donated \$1 million to create the Gayle Benson Community Assistance Fund, partnering with the Greater New Or-

leans Foundation to help local organizations and individuals in need with donations and distribution of both monies and goods. In June, using the platform of the Saints and Pelicans to harness the unifying power of sport to advance race relations across both the Gulf South and the country, she formed the Social Justice Leadership Coalition. The coalition, with key front office executives and players from both franchises in leadership positions, will advocate for issues of change in minority communities.

In March, 2018, she and Mr. Benson (posthumously), received a Dermot McGlinchey Lifetime Achievement Award from Tulane University, honoring those who have demonstrated service, volunteer involvement and commitment to Tulane and their hometown communities. In September, 2018, she was inducted into the University of New Orleans' Hall of Distinction, along with her late husband (posthumously). In 2015, the couple were honored by the regional chapter of the Anti-Defamation League with the A.I. Botnick Torch of Liberty Award. In 2014, Mrs. Benson was honored by the New Orleans Council for Community and Justice with its Weiss Award, recognizing achievement for exceptional civic and humanitarian contributions.

In 2019, Mrs. Benson received several important honors. She was honored by Xavier University of Louisiana with the Sister Maris Stella "Women of Faith" Award and was recognized by the United Negro College Fund with the group's MASKED Award, for her support of educational opportunities for all. Mrs. Benson was honored by the Allstate Sugar Bowl Chapter of the National Football Foundation/College Football Hall of Fame with its Distinguished American Award. The National World War II Museum selected her as an American Spirit Medallion recipient. Through the support of these organizational improvements by Mrs. Benson, combined with New Orleans winning the NBA Draft Lottery and selecting the 2018-19 *Associated Press* College Player of the Year in Duke forward Zion Williamson with the first overall pick, the Pelicans have established a solid foundation for the 2019-20 season, where they are competing for a playoff spot and beyond.

In addition to serving on the boards of several local educational institutions and the New Orleans Museum of Art, Mrs. Benson also is a member of the Audubon Commission, which oversees the Audubon Nature Institute.

Mrs. Benson's been a longtime trusted and valued member of the local Catholic community, reflecting her deep faith. She's worked tirelessly with the Archdiocese of New Orleans' Catholic Charities organization and its umbrella agencies that feature nearly 50 programs and three affiliated ministries that deliver health and human services to the poor and vulnerable in the eight parishes which the Archdiocese serves, as well as food and nutrition services statewide. Mrs. Benson has also worked closely with St. Louis Cathedral's Rite of Christian Initiation for Adults (RCIA) program. Mrs. Benson's support of the Church has been recognized on numerous occasions. She has received the Medal of the Order of St. Louis Award for her dedication to the Church. In 2010, she became an Honorary Oblate of Mary Immaculate. She holds a leadership role after being inducted as Dame Commander with Star in the Equestrian Order of the Holy Sepulchre of Jerusalem. In 2012, Mr. and Mrs. Benson received from Pope Benedict XVI the Pro Ecclesia et Pontifice award-for outstanding service to the Church and the Pontiff, the highest

Papal award granted to a lay person. In recognition of their longstanding support of Catholic education, the couple also received the 2010 St. Elizabeth Ann Seton Award from the National Catholic Educational Association.

Mrs. Benson began her professional career in 1968 as a manager for noted New York-based costume jeweler Celebrity Jewelry, overseeing and managing the daily operation of over 40 sales associates. She then branched out into real estate development, which allowed her to successfully integrate her passion for interior design with property management. Her first real estate transaction occurred in 1978 when she purchased a home in New Orleans's Irish Channel and then sold the property eight months later after extensive restoration. She would go on to purchase, manage and eventually sell several more properties, primarily in the city's Uptown district.

In 1975, Mrs. Benson began a 30-year career in the design industry, a business where she achieved tremendous success. Throughout the course of her interior design career she was recognized with numerous professional awards and served as an inaugural member on the Louisiana State Board of Licensing for Interior Designers for four years. She directed numerous major design efforts with her clients, including the Mercedes-Benz Superdome, several of the city's most prestigious hotels, local supermarket chains and automobile dealerships.

In 2000, Mrs. Benson worked with the Mercedes-Benz Superdome on renovations to the iconic New Orleans landmark's third and fourth level public spaces, in addition to renovations on select suites. She also owned and developed a commercial real estate building on the corner of Laura and Octavia Streets, a women's clothing private enterprise called "Toujours la Ligne" and a designer's showroom called "Designers Resource" which served as a wholesale location for designers and architects seeking to purchase fabric, wall coverings and accessories. The Men of Fashion Committee recognized Mrs. Benson during her career as one of the "Ten Best Dressed Women in New Orleans".

In addition to her ownership of the Saints and Pelicans, Mrs. Benson established GMB Racing Stables in 2014 with an initial purchase of seven colts and hiring three veteran trainers, all with Louisiana ties. In 2016, two of the thoroughbreds, Mo Tom and Tom's Ready participated in the Kentucky Derby. Her Lone Sailor horse ran in the 2018 Kentucky Derby and Preakness. She owns Benson Farm at Greenwood Lodge in Lexington, Ky, a 1,000-acre farm. She also serves as the Owner of three local automotive dealerships, Best Chevrolet, Cadillac of New Orleans and Mercedes-Benz of New Orleans, Benson Tower, Benson Capital Partners and also owns the Hyatt Regency New Orleans as part of a partnership.

Mrs. Benson was born in New Orleans and grew up in Old Algiers. She began her education in Catholic schools and in 1966 graduated from Martin Behrman High School. In 2019, she received an Honorary Doctor of Humane Letters from Loyola University New Orleans, where she was the commencement speaker. She also received an honorary degree, serving as Our Lady of Holy Cross College's 2015 commencement keynote speaker. Mr. and Mrs. Benson married on October 29, 2004 at the Immaculate Conception Memorial Chapel in San Antonio, Texas. Mr. Benson died on March 15, 2018.

PRESIDENT



DENNIS LAUSCHA

President

Dennis Lauscha, a native New Orleanian, has been a fan of the Saints since he was a young boy. He attended Jesuit High School and received degrees in Business, first from the University of Alabama, followed by an M.B.A. from Loyola University. Starting out his career as a C.P.A, Lauscha worked for a major global financial services firm before his decades long career with the Saints. He first joined the Saints in 1998 as Treasurer and as a result of his hard work, loyalty and business acumen, Lauscha rose through the executive ranks to serve as Vice President, Senior Vice President and Executive Vice President before reaching his now esteemed post as President since 2012. In his role, he oversees the club's financial operations, government affairs, marketing, ticket and suite sales, legal, stadium, community affairs, human resources, business intelligence and information technology. He also serves as a representative for both clubs at NFL and NBA Owners meetings.

In addition to his duties with the Saints and Pelicans, Lauscha maintains multiple roles within other holdings of Mrs. Benson, maintaining a role in the management of her automotive dealerships, real estate holdings, GMB Racing, Benson Capital Partners and other investments.

Lauscha's collaborative style, financial acumen and long-term view has played a key role as a member of a contingent that has negotiated agreements for both the Saints and Pelicans with the state of Louisiana that has resulted in long-term lease agreements, continuous improvements to their playing and practice facilities, revitalization of the areas around them and generated revenue for the state without any new taxes for citizens.

In 2009, Lauscha helped negotiate the partnership with the Louisiana Governor that continues the Saints' long-term commitment to the state. The deal included the purchase and redevelopment of the former New Orleans Centre, which has been transformed into Champions Square and the Benson Tower property adjacent to the Mercedes-Benz Superdome, with the stadium itself undergoing extensive renovations and improvements. Since playing a key role in Mr. and Mrs. Benson's purchase of the Pelicans in 2012, Lauscha has helped broker agreements with the state to upgrade the team's playing and practice facilities. Following successful negotiations, the Pelicans are committed to the state through 2024 and the Smoothie King Center has undergone over \$50 million in renovations and improvements.

In 2015, Lauscha helped negotiate an agreement with the state that resulted in \$40 million in enhancements for fans of both clubs. The Mercedes-Benz Super-

dome had state-of-the-art video boards added in 2016 in addition to renovated suites and other fan amenities, while a new center-hung HD video scoreboard was installed in the Smoothie King Center. Most recently Lauscha brokered an agreement with the state that has resulted in a long-term lease extension for the Saints and a multiple-phase transformative renovation of the Mercedes-Benz Superdome, to keep the stadium among the world's elite sports facilities. Lauscha has also played a key role in finalizing 2011 and 2014 groundbreaking naming rights and sponsorship agreements for both teams' playing facilities with Mercedes-Benz USA and Smoothie King.

Lauscha was instrumental in the 2003 expansion of the Saints training facility. He later oversaw a renovation and expansion of the facilities and administrative offices for the Saints and Pelicans from 2012-13, while directing the construction of a basketball practice facility. The clubs are now housed on the same site at the Ochsner Sports Performance Center, featuring some of the top facilities in professional sports.

Lauscha's committed to help attract major sporting events to New Orleans. He's a key member of the team that actively pursues future Super Bowls and NCAA Basketball Final Four Championships for New Orleans - and was instrumental in landing Super Bowl XLVII, which was played at the Mercedes-Benz Superdome in 2013 and the guarantee of a future Super Bowl, which was awarded by the NFL in 2018. After Mr. and Mrs. Bensons' 2012 purchase of the Pelicans, the city has hosted NBA All-Star Games in 2014 and 2017.

In 2008, Lauscha was a primary member of the negotiating team during the purchase of WVUE FOX 8 and its subsequent relationship with Raycom Media. Prior to Mr. and Mrs. Benson's sale of a majority interest to Raycom in 2017, Lauscha helped steward the station's growth in the Nielsen ratings in the New Orleans market. During their ownership, FOX 8 received numerous honors for their programming and investigative reporting, including a George Foster Peabody Award, two Dupont Awards and eight national Edward R. Murrow Awards.

Active throughout both sports and the community, Lauscha currently serves as a member of the Business Council of New Orleans & The River Region, as a board member of the Audubon Nature Institute and as a trustee of the National World War II Museum. Lauscha has completed terms as board president of the Preservation Resource Center, president of the regional chapter of the Boy Scouts of America and as a member of the Blight Transition New Orleans Task Force, the Mayor's Transition Committee, the Super Bowl XLVII Host Committee, the 2014 and 2017 NBA All-Star Game Host Committees, the 2012 NCAA Final Four Host Committee, the Loyola University New Orleans School of Business Visiting Committee, the NBA's Team Advisory Council of Presidents and Team CBA Advisory Committee, the NFL's Ticketing Strategy Working Group, the NFL's 100th Anniversary Committee, the NFL's Sports Betting Committee, the Stuart Hall School Board of Trustees and on the New Orleans Museum of Art Board.

Lauscha's dealings with the teams, state officials and local organizations have provided an opportunity for community involvement. His professional and chari-

PRESIDENT

table work was recognized by *New Orleans CityBusiness*, when he was selected as one of the 40 Most Influential Members of the Community. The honor is bestowed on those who are laying the groundwork for a better city. In 2010, he was named the Alumnus of the Year by Loyola's College of Business and was named to the 2010 Class of Role Models by the Young Leadership Council. He was honored by the Allstate Sugar Bowl Chapter of the National Football Foundation/College Football Hall of Fame with its 2014 Distinguished American Award. In 2015, Lauscha gave the commencement address to the graduates of the University of New Orleans. In 2016, he was inducted into the Order of West Range for the Pi Kappa Alpha Foundation. He was honored as a 2019 Laureate of Junior Achievement's Greater New Orleans chapter. Lauscha has also completed the NFL Managers Program at Stanford University's Executive Education Graduate School of Business.

OWNER

FOOTBALL

ADMINISTRATION

RECORDS

HISTORY

FOOTBALL





MICKY LOOMIS

Executive Vice President/
General Manager

Responsible for the club's entire football operations, Executive Vice President/General Manager Mickey Loomis enters his 19th season in his current position and 21st with the Saints. He is a veteran of over 35 years in the NFL and during his time in New Orleans

has been honored with the most prestigious awards presented to a league executive. Yet the most satisfying achievement of Loomis' career has come in helping mold a roster that has produced many of the franchise's finest moments over the last 14 seasons, including the Super Bowl XLIV championship.

Loomis was promoted to general manager in 2002 and earned the additional title of executive vice president later that year. The departments under his direction include coaching, player personnel and scouting, salary cap management, contract negotiations, athletic training, equipment, video and communications.

In 2006 - after being the key figure in the hiring of Head Coach Sean Payton, the signing of QB Drew Brees and essentially rebuilding a team that would advance to the NFC Championship - Loomis was voted the NFL Executive of the Year by *Pro Football Weekly*/Pro Football Writers of America. He was also honored by the *Sporting News* as the George Young Executive of the Year, an award voted on annually by NFL front-office executives and owners.

Loomis has continued to build on the success of 2006, highlighted by eight post-season appearances, six division titles and the Super Bowl victory. Over the past 14 years, he has brought aboard a collection of players who have played a key role in New Orleans posting a 146-93 overall record through a combination of the draft, free agency and trades. He's also presided over the club's ability to retain their core players, re-signing several significant contributors to long-term contracts.

While his responsibilities have grown during his tenure with the Saints, Loomis has been a key figure in the highest management circle of the organization since arriving in 2000. Loomis joined the club as director of football administration, a post he held until 2002, handling contract negotiations, managing the salary cap and coordinating different areas of the football operations.

In 2005, Loomis helped steer the club through unprecedented challenges for an NFL team. He calmly guided the staff and players through a sudden evacuation from New Orleans in the wake of Hurricane Katrina, in addition to several moves of the club's base of operations.

Since 2003, Loomis has overseen three extensive renovations of Saints headquar-

ters that have added an indoor practice facility, new weight room and cafeteria and completely renovated coaches and player personnel offices, meeting rooms, medical/rehab areas and locker rooms, giving the club one of the NFL's top training complexes in the Ochsner Sports Performance Center.

Prior to arriving in New Orleans, Loomis spent 15 years with the Seattle Seahawks, including as executive vice president from 1992-98. He joined the Seahawks in October, 1983, was promoted to vice president/finance in 1990 and to Executive Vice President in 1992.

A native of Eugene, Ore., Loomis has a degree in accounting from the University of Oregon and a Master's Degree in Sports Administration from Wichita State University.

Married to Melanie, Loomis has four children: Alex, Katherine, Sam and Lucy.





SEAN PAYTON

Head Coach

Since he was hired as head coach of the New Orleans Saints in 2006, Sean Payton has established himself as one of the NFL's most successful coaches. He's led the Saints to eight playoff berths, six NFC South titles and in 2009 captured the franchise's first World Championship with a 31-17 win over the Indianapolis Colts in

Super Bowl XLIV. Payton's 139 regular season and postseason wins in his NFL head coaching career are 26th all-time. He has a 139-84 overall record (.623), including eight postseason wins after the franchise had won only one playoff game prior to his arrival. Payton holds the club's top win total and winning percentage. In all, Payton-led teams have claimed six division championships and have eight seasons with ten-or-more wins, while claiming the No. 1 seed in the NFC twice.

As Payton enters the 2020 campaign he continues to represent the Saints as the model of stability not only within the NFC South, where he is the longest tenured head coach within the division, but also second within the NFL as only New England's Bill Belichick (2000) has been with his team longer. Payton is also one of just nine active coaches to lead a team to a Super Bowl victory. The others are Belichick, Seattle's Pete Carroll, Oakland's Jon Gruden (with Tampa Bay in 2002), Baltimore's John Harbaugh, Dallas' Mike McCarthy (with Green Bay in 2010), Philadelphia's Doug Pederson, Kansas City's Andy Reid and Pittsburgh's Mike Tomlin.

Payton's presided over the NFL's most prolific offense since his arrival, leading the league in net yards per game in 2006, 2008, 2009, 2011, 2014 and 2016, the only six times the Saints have led the league in offense and first in scoring in 2008 and 2009. Ranking in the top ten offensively every season since Payton arrived, the Saints have the third-longest streak (14 seasons) in the NFL since the 1970 AFL-NFL merger. In team history, the Saints have scored at least 45 points on 25 separate occasions with 21 of these outputs occurring under Payton's watch. Defensively, New Orleans has finished in the top five twice (2010 and 2013). He has also sent a total of 63 selections to the Pro Bowl, including a franchise-record 11 in 2019, and he and his staff have earned the honor of coaching the NFC squad following the 2006 and 2017 seasons.

Despite missing QB Drew Brees for five contests, the 2019 Saints won 13 games, including seven on the road, both for the second consecutive season and captured the NFC South division title for the third straight time. His six division titles are tied for third among active head coaches. New Orleans set an NFL single-season mark with only eight turnovers, as they ranked second in the league in turnover ratio (+13). New Orleans also ranked third in the NFL in sacks (51) tied for third in scoring (28.6 ppg.) and ranked fourth in opponent rushing yards per game (91.3 ypg). Special teams captured first place in NFL writer Rick Gosselin's annual comprehensive rankings. Individually, a club-record six Saints were selected to the *Associated Press* All-Pro team: LB Demario Davis, DB J.T. Gray (special teams), WR/RS Deonte Harris (punt returner), DE Cameron Jordan, RT Ryan

PAYTON'S HEAD COACHING CAREER

Year	W	Regular Season		PCT.	Playoffs
		L	T		W-L
2006	10	6	0	.625	1-1
2007	7	9	0	.438	
2008	8	8	0	.500	
2009	13	3	0	.813	3-0
2010	11	5	0	.688	0-1
2011	13	3	0	.813	1-1
2013	11	5	0	.688	1-1
2014	7	9	0	.438	
2015	7	9	0	.438	
2016	7	9	0	.438	
2017	11	5	0	.688	1-1
2018	13	3	0	.813	1-1
2019	13	3	0	.813	0-1
TOTALS	131	77	0	.630	8-7

Ramczyk and WR Michael Thomas. A team-record 11 Saints were named to the Pro Bowl. Thomas captured AP NFL Offensive Player of the Year with a record-breaking season. In his fourth campaign, he captured his second straight NFL receiving title, totaling a league-record 149 receptions for a team-record 1,725 yards and nine touchdowns. Jordan set a career-high with 15.5 sacks, third in the NFL. Brees completed 74.3% of his passes with 27 touchdowns, only four interceptions and a career-high 116.3 passer rating as he became the NFL's all-time scoring throw leader. TE Jared Cook caught 43 passes for 705 yards (16.4 avg.) with nine scores. RB Alvin Kamara became the second Saint with three consecutive seasons of 1,300 total yards from scrimmage, the only to do so in his first three campaigns.

In 2018, Payton led the Saints to back-to-back division titles for the first time, as they captured the NFC South with a 13-3 record, including 7-1 on the road, securing homefield advantage for the postseason. The Black and Gold excelled on offense, defense and special teams in advancing to the NFC Championship for the first time since 2009. The offense ranked first in the NFL in rushing touchdowns (26), third in scoring (31.5 ppg.) and sixth in rushing (126.6 ypg.). New Orleans' 61 touchdowns were tied for second-most in the league, while the signal-callers' seven interceptions were tied for second-fewest. The Saints defense ranked second in opponent rushing yards per game (80.2 avg.) and opponent yards per carry (3.6 avg.) and tied for fifth in sacks (49). The Saints led the NFL in net punting average (43.2), while the coverage units' 60 punt return yards surrendered was a league-low and the fifth lowest total since 1978.

Brees completed 364-of-489 passes (NFL-record 74.4%) for 3,992 yards, 32 touchdowns, only five interceptions and a league-best and career-high 115.7 rating, becoming the NFL's all-time passing yardage leader. Thomas posted an NFL-best 125 catches for 1,405 yards and nine touchdowns. Kamara had a club-best 1,592 yards from scrimmage, tied the club record with 18 touchdowns and set a team mark with 14 rushing. Jordan led the Saints with 12 takedowns and CB Marshon Lattimore had a club-best seven takeaways in the regular season and playoffs. On special teams, P Thomas Morstead had a league-best 43.2 net punt-

ing average and K Wil Lutz drilled a club-record 26 consecutive field goals. Eight Saints were named to the NFC Pro Bowl squad.

The 2017 Saints produced an 11-5 record, producing their first playoff berth since 2013, behind a squad that led by Brees offensively and Jordan defensively featured seven players selected to the Pro Bowl and four draft picks selected to the PFWA All-Rookie Team, two more than any other club. In Kamara and Lattimore, the Saints were the first team to have both the AP NFL Offensive Rookie of the Year and Defensive Rookie of the Year since 1967. New Orleans, one of three NFC South playoff teams, finished first in the division and advanced to the Divisional Playoff round.

Offensively, New Orleans was the only team to rank in the top five in the NFL in both rushing yards per game (129.4) and net passing yards per game (261.8), while giving up only 20 sacks, the second lowest total in the league and turning the ball over a franchise-low 18 times. Brees was selected to his club-record tenth Pro Bowl as a Saint as he completed 386-of-536 passes (72.0%) with 23 touchdowns, eight interceptions and a 103.9 rating. Mark Ingram II, Kamara and Thomas provided additional highlights on offense. Kamara led the team with 1,544 total yards from scrimmage, seventh in the NFL, as he carried 120 times for 728 yards (NFL-best 6.1 avg.) with eight touchdowns and led running backs in receiving yardage with 81 grabs for 826 yards and five touchdowns. Adding a 106-yard kickoff return for a touchdown in Week 17, the longest play in club history, he set the club rookie record for touchdowns (14). Ingram ranked second on the club with 1,540 total yards from scrimmage as he and Kamara became the first running back duo in NFL history to each reach 1,500 yards. Ingram led the team in rushing with 230 carries for a career-high 1,124 yards and career-best 12 touchdowns. Thomas posted 104 receptions for 1,245 yards.

The defense saw improvement in virtually every major statistical category. New Orleans moved up ten spots in total defense, including from 32nd to 15th against the pass. After ranking 31st in opponent points per game in 2016, New Orleans moved up to tenth in 2017, surrendering only 20.4 points per game. Led by Jordan, a first-team AP All-Pro who posted a career-high 13 sacks, New Orleans racked up 42 takedowns (tied for seventh in the NFL). Lattimore, who led NFL rookies with five interceptions, joined Jordan as a Pro Bowl selection. On special teams, New Orleans ranked sixth in the NFL in kickoff return average (22.9), as Kamara brought back the team's first kickoff for a touchdown since 2009 and Lutz tied the single-season franchise record with 31 field goals.

In 2016, Payton had the Saints in playoff contention right until Week 16 despite season-ending injuries to four Week One starters. Rebounding from a 0-3 start, the Saints won four of their next five contests to get back in the middle of the postseason picture. Payton accomplished the balancing act of adding youth to his squad while keeping the Saints in the thick of the playoff hunt, which paid off with a 2017 breakthrough. He nurtured the on-field growth of rookie and second-year players, including Lutz, DT David Onyemata, G/T Andrus Peat, DT Sheldon Rankins and Thomas. He also fostered impressive production from veteran players.

The offense finished first in the NFL for the sixth time under Payton's direction (426.0 ypg.), leading the league in passing (317.1 ypg.), third down conversion rate (48.6), first downs (395) and yards after the catch (2,439). The offense was led by Brees, who completed 471-of-673 passes (70.0%) for 5,208 yards with 37



PAYTON BY THE NUMBERS

A look at the team records set since the start of the 2006 season:

- **Most Points:** 547 - 2011
- **Most Touchdowns:** 66 - 2009
- **Most Touchdowns Passing:** 46 - 2011
- **Wins:** 13 - 2009, 2011, 2018, 2019
- **Longest Winning Streak:** 13 - 2009
- **Consecutive Home Wins:** 11 - 2013-14
- **Home Wins:** 8 - 2011, 2013
- **Road Wins:** 7 - 2009, 2018 (tied 2000)
- **Most First Downs:** 416 - 2011
- **Most First Downs Passing:** 280 - 2011
- **Third Down Conversion Rate:** 56.7 - 2011 **NFL RECORD**
- **Third Down Conversions:** 118 - 2011
- **Most Net Yards:** 7,474 - 2011 **NFL RECORD**
- **Highest Avg. Per Offensive Play:** 6.7 - 2011
- **Highest Rushing Avg.:** 4.9 - 2011
- **Most Net Passing Yards:** 5,347 - 2011
- **Most Pass Attempts:** 671 - 2012
- **Most Pass Completions:** 472 - 2011, 2016 **NFL RECORD**
- **Highest Completion Percentage:** 73.4 - 2018 **NFL RECORD**
- **Fewest Sacks Allowed:** 13 - 2008
- **Fewest Turnovers:** 8 - 2019 **NFL RECORD**
- **Fewest Fumbles:** 6 - 2011 **NFL RECORD**
- **Fewest Interceptions Thrown:** 6 - 2019
- **Most Interception Return Yardage:** 652 - 2009
- **Most Interception Returns For Touchdowns:** 5 - 2009 (tied, 1998)
- **Most Punt Returns For Touchdowns:** 3 - 2008
- **Most Points After Touchdown:** 63 - 2011
- **Highest Kickoff Return Average:** 26.5 - 2011
- **Gross Punting Average:** 50.1 - 2012
- **Net Punting Average:** 43.2 - 2012

PLAY IT FORWARD



Head Coach Sean Payton launched the Play It Forward Foundation in 2008 to raise funds and awareness to help families in need in the areas of health, education and social welfare. Since then, it has also served as a catalyst for various nonprofit organizations to improve the quality of life for local families in need, as well as support disadvantaged and disabled individuals through educational-based initiatives, increased and improved health care support systems and social welfare through research, education and professional services.

The foundation has held four Black & Gold Gala fundraisers at the Mercedes-Benz Superdome. Legendary figures such as John Besh, Jimmy Buffett, Sammy Kershaw, Darius Rucker and Irma Thomas have lent their support, serving as honorary chairs. Benefactors of these events have included Brad Pitts' Make it Right NOLA, Blaine Kern's First Responder's Fund, the Dr. Phil Foundation, Feed the Children and Baskets of Hope. The multiple approach has advanced the mission of enriching lives and strengthening the New Orleans community and Gulf South.

In 2011, the foundation hosted a fundraiser in Lafayette, partnering with Feed the Children and Protect Our Coastline. Overall more than two million dollars have been raised through these events to deserving local causes. In 2009, the foundation hosted a golf tournament, the Celebrity Kid's Classic, which raised thousands of dollars to benefit children's charities throughout Greater New Orleans.

touchdowns and a 101.7 passer rating, leading the NFL in passing yardage for the seventh time and surpassing 5,000 yards for the fifth time. Ingram became the first Saint with 1,000 yards rushing (1,043) since 2006, Thomas, who set club rookie receiving records with a team-high 92 grabs for 1,137 yards with nine touchdowns, combined with fellow wideout Brandin Cooks (1,173 yards) to give New Orleans only the second offense in NFL history that featured a 5,000-yard passer, a 1,000-yard rusher and two 1,000-yard receivers. Defensively, a young unit moved in the right direction, surrendering only 90.6 rushing yards per game, and ranking sixth in the NFL over the final 13 weeks of the season, allowing under 100 yards rushing in eight games, the fewest in a single season since 2013 (seven). Jordan started every game up front for the Saints and led the team with eight sacks.

After a slow start to the 2015 campaign, a team that featured 17 players who had not appeared in a regular season contest prior to the season opener won three of their last four games and finished 7-9, making strides in all phases. A high-powered, quick-striking offense held its place among the elite in the NFL as the Saints finished second in the NFL in total net yards per game (403.8) and first in net passing yards per game (310.6), third down conversion rate (47.7%) and first downs (381). While maintaining their explosive profile, the offense reduced their turnovers from 30 in 2014 to only 19. Brees completed 428-of-627 passes (68.3%) for an NFL-best 4,870 yards, 32 touchdowns and a 101.0 passer rating. Cooks enjoyed a breakout campaign, leading the team with 84 receptions for 1,138 yards with nine touchdowns. Defensively, the Saints had six players with no prior NFL experience start games for the club in 2015 and the development showed to-

wards the end of the season when they surrendered under 20 points in two of their final four contests. Of the club's 21 defensive takeaways, nine were by players in their first year. Jordan reached double-digit sacks for the second time and represented the Saints at the Pro Bowl. An opportunistic special teams unit scored two touchdowns, their most since 2008 and tied for the group's most since Payton took over in 2006.

They also scored the NFL's first defensive two-point conversion, blocked three kicks and booted two game-winning field goals.

The 2014 Saints finished 7-9, but rebounded from a 2-4 start to win three games against playoff teams and captured their last four contests away from home to finish at least .500 on the road for the first time since 2011, ending the campaign half a game out of first place in the NFC South. New Orleans finished first in the NFL in net yards per game (411.4), third down efficiency (48.3%), first downs (395) and opponent punt return average (4.1). Four Saints were selected to the Pro Bowl. Brees tied for first in the NFL in passing yardage (4,952).

In 2013, Payton guided the Saints back to the postseason with an 11-5 mark, finishing 8-0 at home for the second time in three seasons. Ranking fourth in the NFL both on offense (399.4 ypg.) and defense (305.7 ypg.), New Orleans was one of the league's most balanced clubs as they were the only team to rank in the top five in both categories. The defensive improvement of 134.4 net yards per game from 2012 was the biggest by a club since the 1970 AFL-NFL merger. In opponent points per game, after surrendering 28.4 in 2012, the Saints gave up only 19.0 in 2013 as they improved in the league rankings from 31st to fourth. After reaching the playoffs for the fourth time in five seasons, Payton led New Orleans to the franchise's first road postseason victory with a 26-24 win at Philadelphia in the Wild Card round. Five players were selected to the Pro Bowl.

In 2011, the Saints went to the playoffs for the third consecutive season and captured their third NFC South title with a 13-3 record, tying a club record for regular season victories first set in 2009. It was the first time that the club has had at least 11 wins in three straight campaigns. Taking advantage of the Mercedes-Benz Superdome's environment, the Saints posted an undefeated 8-0 record at their home stadium for the first time. With five road victories, the Saints also enjoyed another first in posting winning records at visiting stadiums in three consecutive seasons. In fact, five of the top six road campaigns in team history (7-1 in 2009, 2018 and 2019, 6-2 in 2006 and 2010) have come under Payton. His regular season road winning percentage (.587) is tops in club history.

Payton oversaw a record-setting year on offense for the Saints in 2011, as New Orleans set an NFL single-season mark with 7,474 net yards, while also posting a team-record 547 points, then the fourth-highest total all-time. Brees set NFL single-season records for completions (468) and completion percentage (71.2%) and what was then a mark for yardage (5,476). The team set NFL records for total

SCORING EXPLOSION

The three highest-scoring games in club history have occurred on Payton's watch since he arrived.

SINGLE-GAME POINTS SCORED IN SAINTS HISTORY

Points	Opponents	Date
62	vs. Indianapolis	10/23/11
52	vs. N.Y. Giants	11/1/15
52	vs. Detroit	10/15/17

SEAN PAYTON VS. NFL COACHES

During Payton's tenure as head coach of the Saints, he has coached against 78 different coaches. Payton has at least one win against 65 of those coaches. In addition, he either leads or is tied in the lifetime series with 56 of these 78 coaches.

Regular Season							
	Jon Gruden	3-3	Mike Nolan	3-0	Mike Tomlin	3-0	
Bruce Arians	4-1	Jim Harbaugh	1-1	Bill O'Brien	1-1	Marc Trestman	2-0
Bill Belichick	1-2	John Harbaugh	1-2	Chuck Pagano	1-0	Norv Turner	1-0
Brian Billick	0-1	Mike Holmgren	1-0	Bill Parcells	1-0	Mike Vrabel	1-0
Todd Bowles	1-0	Hue Jackson	1-0	Doug Pederson	1-0	Ken Whisenhunt	1-1
Gus Bradley	1-0	Dick Jauron	1-0	Mike Pettine	0-1	Mike Zimmer	2-1
Tom Cable	1-0	Chip Kelly	1-1	Bobby Petrino	2-0	Jim Zorn	1-1
Jim Caldwell	2-3	Kliff Kingsbury	1-0	Joe Philbin	1-0		
Pete Carroll	3-1	Dirk Koetter	3-3	Wade Phillips	0-1	Postseason	
Brad Childress	1-1	Gary Kubiak	1-2	Dan Quinn	6-4	Jim Caldwell	1-0
Tom Coughlin	4-0	Marvin Lewis	2-2	Frank Reich	1-0	Pete Carroll	0-2
Bill Cowher	0-1	Scott Linehan	0-1	Andy Reid	2-2	Brad Childress	1-0
Romeo Crennel	1-0	Eric Mangini	0-1	Ron Rivera	9-6	Jim Harbaugh	0-1
Jack Del Rio	2-1	Rod Marinelli	1-0	Rex Ryan	1-1	Chip Kelly	1-0
Tony Dungy	0-1	Doug Marrone	2-0	Greg Schiano	2-0	Sean McVay	0-1
Herman Edwards	1-0	Ben McDoo	0-1	Jim Schwartz	2-0	Doug Pederson	1-0
Perry Fewell	1-0	Mike McCarthy	4-1	Kyle Shanahan	0-1	Andy Reid	1-0
Jeff Fisher	1-2	Sean McDermott	1-0	Mike Shanahan	0-1	Ron Rivera	1-0
John Fox	5-6	Sean McVay	1-2	Pat Shurmur	1-0	Jim Schwartz	1-0
Leslie Frazier	1-0	Jim Mora, Jr.	2-0	Mike Singletary	1-0	Lovie Smith	0-1
Jason Garrett	4-2	Raheem Morris	3-3	Lovie Smith	4-3	Ken Whisenhunt	1-0
Adam Gase	1-0	Mike Mularkey	0-1	Mike Smith	8-4	Mike Zimmer	0-2
Joe Gibbs	0-1	Mike Munchak	1-0	Steve Spagnuolo	2-1		
Jay Gruden	2-1	Matt Nagy	1-0	Tony Sparano	1-0		

net yards (7,474), completions (472), third down conversion rate (56.7%) and fewest fumbles (6), while also setting what were then league marks for net passing yards (5,347) and first downs (416). A reconfigured offensive line with three new starters surrendered only 24 sacks, tied for the second-lowest total in the league. Five players represented the team at the Pro Bowl.

In 2010, Payton led the Saints to their second straight postseason appearance with an 11-5 record. New Orleans converted an NFL-best 48.8% of their third down attempts and ranked sixth in the NFL in total yards (372.5 ypg.). In addition, the team finished third in passing (277.6 ypg.). The Saints finished fifth in the NFL with 351 first downs. The offensive line gave up only 26 sacks, which was the NFL's fifth-lowest total. Five Saints were Pro Bowl selections. Defensively, the team took a big step forward, making the jump from the 25th ranked total defense in 2009 to fourth overall (306.3 ypg.) in 2010. It marked the first time since 1997 they ranked among the league's top five. Most significant was a jump in pass defense, moving from 26th (235.6 ypg.) in 2009 to fourth (193.9 ypg.) in 2010. The club moved up from 20th to seventh (19.2 ppg) in opponent points per game. The defense also significantly improved their opponent third down conversion ranking from 14th (38.0%) to fifth (34.5%).

In 2009, en route to the Super Bowl XLIV title, Payton guided the Saints to the team's second NFC South title in four seasons with a 13-3 record. Along the way the Saints set a franchise-record for most regular season wins in a season (13).

PAYTON VS. THE NFL

Team	Regular Season	Postseason	Total
Arizona Cardinals	4-2	1-0	5-2
Atlanta Falcons	18-8	0-0	18-8
Carolina Panthers	14-12	1-0	15-12
Chicago Bears	5-2	0-1	5-3
Dallas Cowboys	5-3	0-0	5-3
Detroit Lions	4-3	1-0	5-3
Green Bay Packers	4-1	0-0	4-1
StL/LA Rams	4-5	0-1	4-6
Minnesota Vikings	4-2	1-2	5-4
New York Giants	5-1	0-0	5-1
Philadelphia Eagles	3-2	3-0	6-2
San Francisco 49ers	6-2	0-1	6-3
Seattle Seahawks	3-1	0-2	3-3
Tampa Bay Buccaneers	16-10	0-0	16-10
Washington	3-3	0-0	3-3
Baltimore Ravens	1-3	0-0	1-3
Buffalo Bills	3-0	0-0	3-0
Cincinnati Bengals	2-2	0-0	2-2
Cleveland Browns	2-2	0-0	2-2
Denver Broncos	0-2	0-0	0-2
Houston Texans	2-2	0-0	2-2
Indianapolis Colts	3-1	1-0	4-1
Jacksonville Jaguars	4-0	0-0	4-0
Kansas City Chiefs	1-1	0-0	1-1
San Diego Chargers	2-0	0-0	2-0
Miami Dolphins	3-0	0-0	3-0
New England Patriots	1-2	0-0	0-0
New York Jets	2-1	0-0	2-1
Oakland Raiders	1-1	0-0	1-1
Pittsburgh Steelers	3-1	0-0	3-1
Tennessee Titans	2-2	0-0	2-2

Their 16 overall victories were the most in the club's history. The Saints also posted the franchise's longest winning streak and best start when they won their first 13 contests. Payton once again was named as the top head coach in the NFL by numerous media outlets and recognized football chapters.

The Saints finished as the NFL's top-ranked offense (sixth in rushing and fourth in passing) for the second straight year. An opportunistic defense recorded 26 interceptions with an NFL-leading five returned for touchdowns. New Orleans also ranked second in the league in opponent red zone touchdown percentage (39.3%). The Saints set what were then team records in scoring (510) and touchdowns (64) and battled through the postseason with victories over Arizona (NFC Divisional Playoff) and Minnesota (NFC Championship) en route to Super Bowl XLIV. Seven Saints were named to the Pro Bowl for the first time.

In 2008, the Saints ranked first in the NFL in offense and set what were then team records for total yards (6,571), net passing yards (4,977) and first downs (354), also tying what was then a team record for single-game scoring in a 51-29 win over Green Bay. The offensive line surrendered a franchise-low 13 sacks.

PAYTON'S PLACE

PAYTON'S PLACE AMONG SAINTS HEAD COACHES

Sean Payton has the highest winning percentage among the 16 head coaches in New Orleans Saints history. After 14 seasons with the Saints, he's first in club history in career wins:

Coach	Year	Reg. Season	Playoffs	Overall	Pct.
Sean Payton	2006-	131-77	8-7	139-84	.623
Jim Mora	1986-96	93-74	0-4	93-78	.544
Jim Haslett	2000-05	45-51	1-1	46-52	.469

PAYTON AMONG NFL'S WINNINGEST ACTIVE COACHES SINCE 2006

Sean Payton's been among the league's elite in victories since becoming an NFL head coach in 2006. His 139 regular season and postseason wins since then is ranked fourth among active NFL coaches, while his winning percentage is ranked fifth. Payton owns a 139-84 record over that span.

MOST WINS BY ACTIVE NATIONAL FOOTBALL LEAGUE
HEAD COACHES SINCE 2006

(REGULAR SEASON AND POSTSEASON)

Head Coach	Team	Record
Bill Belichick	New England	193-59
Andy Reid	Phi/KC	146-95-1
Mike Tomlin	Pittsburgh	141-81-1
Sean Payton	New Orleans	139-84

In 2007, the Saints endured injuries and a slow start, but put together a four-game winning streak to get back into playoff contention. New Orleans finished fourth in the NFL in offense, also holding nine opponents to 17 points or less.

Payton scrapped the traditional timetable for rebuilding a club in 2006. In his opening season as head coach, the Saints jumped out to a 3-0 record, equaling the team's win total from the previous year – and clinched the NFC South title in Week 16. New Orleans led the NFL in total offense, went to the postseason for the first time since 2000 and advanced to the NFC Championship for the first time. When the season came to a close, Payton was voted consensus Coach of the Year. He and his staff coached the NFC squad in the Pro Bowl.

Payton was hired as the 14th head coach in Saints history on Jan. 18, 2006 after serving as a member of the Dallas Cowboys coaching staff from 2003-05 under 2013 Pro Football Hall of Fame inductee Bill Parcells. Prior to his final season with the Cowboys, Payton was promoted to assistant head coach/passing game coordinator and was responsible for the team's play-calling after serving as assistant head coach/quarterbacks from 2003-04. In 2005, the Cowboys tied for second in the NFC with 318 first downs. When he arrived, Dallas had ranked 31st in passing the previous year but immediately improved to 17th.

Payton went to Dallas following four years with the New York Giants (1999-2002), the last three as offensive coordinator after spending his first season as quarterbacks coach. He solidified his reputation as one of the game's brightest offensive minds in his first full season as coordinator, when the Giants captured the NFC

title and went to Super Bowl XXXV. New York scored 328 points - the club's highest total since 1990 - and finished 13th in the NFL in offense.

Payton was first assigned play-calling duties prior to a game against the New York Jets on Dec. 5, 1999. The Giants responded with 41 points and 490 yards - both season highs - and he retained that assignment over the final five games. Appointed the offensive coordinator the following season, over the next three years the Giants passing attack continually improved, ranking 13th in the NFL in 2000, tied for eighth in 2001 and sixth in 2002.

In 2002 the Giants also finished sixth overall in total offense, the team's highest ranking since 1985. In the previous decade, New York hadn't ranked above 20th. Prior to joining the Giants, he spent 1997 and 1998 as Philadelphia's quarterbacks coach. In 1997, the Eagles ranked second in passing and third in total offense in the NFC.

Payton has had particular success tutoring quarterbacks. Brees has thrived since arriving in New Orleans, as he holds or has tied a total of 27 club career, single-season and single-game records, 13 of them NFL marks. Since signing with the Saints, Brees has completed 5,742 of 8,352 attempts (68.8%) for 65,068 yards with 467 touchdowns and a 101.3 rating. He has led the NFL in passing yardage a league-record seven times and in completion percentage six times.

Payton has also served as a driving force in the NFL, being appointed to the NFL Competition Committee in 2017. The committee is instrumental in guiding the league through rule changes and ways to improve the game.

Payton wrapped two coaching stints at San Diego State (1988-89 and 1992-93) around a stop at Indiana State (1990-91). During his second stretch with the Aztecs, Payton was running backs coach, working with Heisman Trophy runner-up Marshall Faulk before becoming quarterbacks coach. Payton moved to Miami (Ohio) where he was quarterbacks coach from 1994-95. He spent 1996 as quarterbacks coach at Illinois before entering the NFL with Philadelphia.

Payton earned a bachelor's degree in communications at Eastern Illinois, where as a quarterback he had 10,665 passing yards, then the third-highest total in NCAA Division I-AA history. The three-time AP All-American selection had professional stints with Chicago of the Arena Football League, Ottawa of the CFL and the Chicago Bears in 1987. Payton was inducted into the Eastern Illinois Hall of Fame in 2000 and had his jersey retired in a ceremony in 2010. He received an honorary doctorate from his alma mater in 2013.

Payton was born Dec. 29, 1963 in San Mateo, Calif., and raised in Naperville, Ill., Payton has a daughter, Meghan and a son, Connor.

PLAYING CAREER: Eastern Illinois, 1982-86; Chicago Bruisers (Arena Football League), 1987; Ottawa Rough Riders (CFL), 1987; Chicago Bears, 1987.

COACHING CAREER: San Diego State, 1988-89; Indiana State, 1990-91; San Diego State, 1992-93; Miami (Ohio), 1994-95; Illinois, 1996; Philadelphia Eagles, 1997-98; New York Giants, 1999-2002; Dallas Cowboys, 2003-05; New Orleans Saints (Head Coach), 2006-.



DENNIS ALLEN

Defensive Coordinator

Now in his second stint in New Orleans, Dennis Allen enters his fifth full season as the team's defensive coordinator in his eleventh campaign with the club after he was re-hired by Head Coach Sean Payton in 2015.

Allen's resume includes 24 years of coaching experience, including the last 18 in the National Football

League. One of the most respected defensive minds in the NFL, Allen has developed and led an ascending New Orleans defense that has ranked in the NFL's top five the past two seasons in both run defense and sacks, while also developing a promising group of young defenders mixed with veteran leaders.

The 2019 Saints ranked third in the league in sacks, recording 51 takedowns and finished fourth in run defense at 91.3 yards rushing per game. The sack total was the highest for the Saints since 2001. The 2019 Saints also ranked sixth on third down (34.8 percent) and 11th in total defense (333.1 yards per game). With two Pro Bowl starter selections on defense – DE Cameron Jordan and CB Marshon Lattimore and one *Associated Press* first-team All-Pro – LB Demario Davis – the Saints had two contests where they did not surrender a defensive touchdown for the first time since 2000. Jordan finished with a career-high 15.5 sacks, ranked third in the NFL and tied for the fourth-highest total in franchise history, also earning All-Pro honors. Davis filled up the stat sheet with a team-high 111 tackles, four sacks, one interception and a career-high 12 passes defended.

In 2018, the Saints boasted the second-best run defense in the NFL, allowing just 80.2 yards per game and 3.6 yards per carry. His defense also collared 49 sacks, which tied for fifth in the league. The New Orleans defense held its opponents to 20 points or less in ten games in 2018 and had a six-game streak of keeping opponents under 20 for the first time since 2000. Jordan was selected to the Pro Bowl as an AP All-Pro in a season where he posted 12 sacks. On the interior, DT Sheldon Rankins posted eight sacks in a breakout campaign, the most takedowns by a Saints interior defender since 2000. Davis, in his first season with the club, became only the fourth player in Saints history to record 110 tackles and five sacks in a season. Lattimore led the team with five regular season takeways and added two more in the club's postseason win over Philadelphia.

In 2017, Allen coordinated a Saints defense that finished third in the league in interceptions (20), tied for seventh in sacks (42) and ranked tenth in opponent points per game (20.4 ppg.) after ranking 31st in 2016. Away from home, New Orleans surrendered only 18.3 points per game, tied for sixth in the NFL, with their 146 road points given up tied for the fifth-lowest total by the club since the start of a 16-game schedule in 1978. Allen oversaw a defense that featured first-team All-Pro Jordan who posted 13 sacks and Lattimore, who led NFL rookies with five interceptions and garnered *Associated Press* Defensive Rookie of the Year honors, as both defenders earned Pro Bowl trips. Lattimore was the second

rookie under Allen's tutelage to capture league Rookie of the Year honors. Rookie S Marcus Williams, the club's second round draft pick, joined Lattimore as a *PFWA* All-Rookie selection, tying for second among league rookies with four picks.

In 2016, a young Saints defensive unit took several strides in the right direction, surrendering only 90.6 rushing yards per game over the final 13 weeks of the season, ranked sixth in the NFL over that period. In fact, New Orleans allowed under 100 yards rushing in eight games on the season, the fewest in a single season since they gave up seven in 2013. Jordan led the team with 7.5 sacks. LB Craig Robertson started all 15 games he appeared in and filled up the stat sheet with a team-high and career-high 131 tackles, one sack, one interception, five passes defended and two fumble recoveries.

After starting the 2015 season as the club's senior defensive assistant, Allen assumed coordinator duties in Week 11. As New Orleans rallied to win three of their final four contests, Allen's unit contributed to finishing strong as the defense surrendered 34.3 total net yards per game below the overall season average, including 24.3 fewer yards per game in stopping the run. New Orleans also held opponents to a season-low 17 points in two of the final four contests. Jordan was selected to his second Pro Bowl, as he recorded double-digit sacks (10) for the second time in his career.

Allen served as the head coach of the Oakland Raiders from 2012-14. In his second season, he guided a team that made significant improvement in several areas. Offensively, the Raiders ranked 12th in the NFL in rushing, improving 16 spots in league rankings from 2012 and sixth in yards per rush (4.6), improving 21 places in league rankings despite starting an NFL-high eight offensive line combinations due to injury. The defense replaced nine starters, yet improved in several categories. The defense recorded 38 sacks, 13 more than 2012, and tied for second in the NFL with 15 different players getting to the quarterback. The rush defense improved five spots from 18th in the NFL in 2012 to 13th in 2013, as they limited opposing offenses to just five runs of 20-or-more yards, tied for the fewest in the league, and kept opponents to less than two yards per carry three times. On special teams, the Raiders moved from the NFL's bottom-third to first overall in opponent gross punting (41.7), ranked third in opponent net punting (37.0) and fourth in opponent kickoff returns (20.4).

Allen coached the first four games of the 2014 season for the Raiders, during which he helped usher in a pair of rookies that went on to enjoy impressive campaigns in QB Derek Carr and LB Khalil Mack. The club's pass defense ranked fourth in the NFL.

In 2011, Allen served as defensive coordinator of the Denver Broncos. He led a defense that helped the Broncos win the AFC West division crown and advance to the AFC Divisional round with an AFC Wild Card game victory. The Broncos improved 12 spots over the previous year in overall defensive ranking and bettered their points allowed eight spots. The defense produced four Pro Bowl selections as rookie LB Von Miller joined CB Champ Bailey, S Brian Dawkins and DE Elvis Dumervil on the AFC squad. Miller tied the team's rookie record with 11.5 sacks en route to AP NFL Defensive Rookie of the Year honors and Dumervil also thrived under Allen, rebounding from injury to register 9.5 takedowns. The Broncos' 41 sacks as a team marked the unit's most since 2000.

COACHING STAFF

During Allen's previous five-year tenure in New Orleans, he first served as assistant defensive line coach (2006-07) before being promoted to secondary coach (2008-10).

He was a part of a defensive coaching staff that engineered significant improvement from 2009-10 when the club went 24-8 in the regular season, qualified for the playoffs both times and captured Super Bowl XLIV. Under Allen's direction in 2010, the Saints secondary allowed an NFL-low 13 touchdown passes, while New Orleans ranked fourth in both opponent net yards per game (306.3) and pass defense (193.9 ypg.). They also registered top five rankings in opponent third down efficiency (34.5%) and opponent passer rating (75.3). S Roman Harper was selected to his second consecutive Pro Bowl, posting 100 tackles and three sacks, and CB Jabari Greer recorded two interceptions with one brought back for a touchdown.

In 2009, Allen tutored a secondary that played a key role in helping the Saints to the club's first Super Bowl victory. A revamped unit accounted for an NFL-high six interception returns for touchdowns and totaled 22 picks on the season with two of the four starters being selected to the Pro Bowl. Greer returned one pick for a touchdown. Harper led the unit with a career-high 127 tackles and added 1.5 sacks and two forced fumbles while being selected to his first Pro Bowl. CB Tracy Porter picked off Brett Favre and Peyton Manning in the fourth quarter in consecutive postseason contests, with his famous Super Bowl XLIV interception being brought back for a touchdown.

While serving as assistant defensive line coach from 2006-07, Allen helped develop a unit that ranked as one of the strengths of the Saints' defense. During that stretch, the defensive front combined for 48.5 sacks, 10 forced fumbles and 10 fumble recoveries and DE Will Smith was voted to the Pro Bowl in 2006.

Allen joined the Saints after a four-year stint with the Atlanta Falcons, where he spent his final two years as defensive assistant/quality control with an emphasis on working with the defensive line. Over the previous two seasons, he was in charge of defensive quality control while helping tutor the secondary.

Over his last two years in Atlanta, the Falcons' defense was paced by the play of the front four. In 2004, Atlanta led the NFL for the first time in club history with 48 sacks and the unit sent DE Patrick Kerney to the Pro Bowl. In 2005 DT Rod Coleman represented the club in the Pro Bowl and the Falcons notched 37 sacks.

In 2002, Allen's first year with the Falcons, he assisted in coaching the defensive backfield. Atlanta improved to 16th against the pass after ranking 30th the year before, and tied for third in the NFL with 24 interceptions.

Allen worked as the secondary coach for the University of Tulsa (2000-01) before heading to the NFL. Prior to his stint at Tulsa, Allen was on the coaching staff for four years (1996-99) at his alma mater, Texas A&M, as a graduate assistant working primarily with the school's secondary.

A native of Hurst, Texas, Allen earned four letters for Texas A&M as a safety from 1992-95 and started the final 21 games of his career. A highlight was his fourth-quarter interception that clinched an 18-9 victory over Texas in 1993, sending the Aggies to their third-straight Cotton Bowl. He collected Southwest Conference

COACHING STAFF

Defensive Player of the Week honors after intercepting two passes in a 36-14 win over Oklahoma in 1994.

Allen was signed as an undrafted free agent by the Buffalo Bills and competed in their training camp in 1996. Allen's late father, Grady, played at Texas A&M and was a linebacker for the Falcons from 1968-72.

PLAYING CAREER: Texas A&M, 1992-95.

COACHING CAREER: Texas A&M, 1996-99; Tulsa, 2000-01; Atlanta Falcons, 2002-05; New Orleans Saints, 2006-10; Denver Broncos, 2011; Oakland Raiders (Head Coach), 2012-14; New Orleans Saints, 2015-.



CHARLES BYRD

Assistant Strength & Conditioning

After serving as an assistant his first two seasons, Charles Byrd was promoted to assistant strength and conditioning coach in 2010. His responsibilities consist of assisting Head Strength and Conditioning Coach Dan Dalrymple in implementing the team's year-round program.

Byrd is in his 15th season as a coach and 13th in the NFL after stints on the off-season and training camp rosters of the Cleveland Browns, Green Bay Packers, Washington and New York Giants from 2005-06 as a defensive back, also playing for the Arena Football League's Las Vegas Gladiators in 2006. He started as a strength and conditioning intern at Miami University (Ohio) in 2006, becoming a graduate assistant in his final year with the Redhawks before coming to New Orleans.

Byrd graduated from Morehead State University with a bachelor's degree in university studies, where he played both in the secondary and as a kickoff returner from 2001-04. The Oxford, Ohio native earned Division I-AA Mid-Major All-America honors for two straight seasons. A team captain and three-year starter, he helped the Eagles to three consecutive Pioneer Football League Southern Division championships.

PLAYING CAREER: Morehead State, 2001-04; Las Vegas Gladiators (Arena Football League), 2006.

COACHING CAREER: Miami (Ohio), 2006-07; New Orleans Saints, 2008-.

OWNER

FOOTBALL

ADMINISTRATION

RECORDS

HISTORY



DAN CAMPBELL

Assistant Head Coach/Tight Ends

Dan Campbell enters his fifth season as the New Orleans Saints' assistant head coach/tight ends, bringing 21 years of NFL experience, 11 as a player with four teams and ten as a coach. He joined the Saints in 2016 after spending six seasons on the Miami Dolphins coaching staff, including serving as the club's interim head coach for the final 12 contests in 2015.

In 2019, unrestricted free agent acquisition Jared Cook posted 43 receptions for 705 (career-high 16.4 avg.) yards and a career-high nine touchdowns, with his receiving average ranked first in the NFL at the position and his scoring grabs ranked second, as he earned a Pro Bowl nod. Josh Hill had a career-high 25 receptions for a career-best 226 yards and three touchdowns.

In 2018, Campbell coached Benjamin Watson, who contributed by catching 35 passes for 400 yards and two touchdowns, third on the club in receiving. Hill caught 16 passes for 185 yards and a touchdown under Campbell's tutelage. The duo also contributed blocking for the NFL's sixth-ranked rushing offense. Garrett Griffin was elevated to the active roster from the practice squad in the postseason and caught a touchdown in the NFC Championship.

In 2017, three different players made starts at tight end with Hill (10), Michael Hoomanawanui (10) and Coby Fleener (1), where in addition to their pass-catching abilities, blocked for a rushing offense that finished fifth in the NFL. Hill posted 16 receptions in the regular season then added six catches for 103 yards and one touchdown in the playoffs. Fleener registered 22 receptions for 295 yards and two touchdowns in 11 games.

In 2016, Campbell juggled several injuries at the position with Hoomanawanui missing the entire season and Hill missing seven contests. Despite the setbacks, the New Orleans tight ends group still played a key role in an offense that ranked first in the NFL with 426.0 total net yards per game and second in scoring with 29.3 points per game. Fleener, in his first season with New Orleans, appeared in 16 games with eight starts, catching 50 passes for 631 yards (12.6 avg.) with three touchdowns, while adding one rush for two yards and one TD.

In 2015, Campbell took over a 1-3 Dolphins club that had lost three consecutive contests and immediately helped the team win their first two games under his supervision and finished 5-7, including a 20-10 win over the New England Patriots in the season finale. After Campbell took the head coaching reigns, Miami improved eight spots in the NFL rushing yards per game rankings with RB Lamar Miller gaining 741 of his 872 yards on the ground and all eight rushing touchdowns, finishing the season with 1,269 total yards from scrimmage and 10 touchdowns. Five Dolphins were selected to the Pro Bowl. QB Ryan Tannehill became the first Dolphins signal-caller to pass for at least 4,000 yards in consecutive seasons since Dan Marino (1984-86).

Prior to taking over Miami's interim duties, Campbell had tutored the Dolphins tight ends since 2011, initially joining the team in 2010 as a coaching intern following the conclusion of his 11-year NFL playing career. In 2014, Campbell's tight end unit was led by Charles Clay who posted 58 receptions for 605 yards and three touchdowns, while blocking for Miller's first 1,000 yard season, as he and Tannehill combined to become the first duo in franchise history to produce a 1,000-yard rusher and 4,000-yard passer in a season. Fellow tight end Dion Sims recorded career highs in receptions (24), receiving yards (284) and touchdowns (two). In 2013, under Campbell's watch, Clay finished with 69 receptions for 759 yards with six touchdowns. In 2012, Campbell's unit was paced by Anthony Fasano, who posted a team-leading five touchdown receptions.

Campbell joined the Dolphins after 11 years of playing experience with the New York Giants (1999-2002), Dallas Cowboys (2003-05), Detroit Lions (2006-08) and Saints (2009). A third round selection of the Giants in the 1999 NFL draft, the former tight end appeared in a total of 114 games with 75 starts and caught 91 passes for 934 yards and 11 touchdowns.

The Clifton, Texas native attended Texas A&M where he was a four-year letterwinner and agricultural development major.

PLAYING CAREER: Texas A&M, 1995-98; New York Giants, 1999-2002; Dallas Cowboys, 2003-05; Detroit Lions, 2006-08; New Orleans Saints, 2009.

COACHING CAREER: Miami Dolphins, 2010-15 (Head Coach last 12 games of 2015); New Orleans Saints, 2016-.



PETE CARMICHAEL

Offensive Coordinator

Pete Carmichael's in his 12th season as New Orleans Saints offensive coordinator after tutoring the quarterbacks his first three years with the club.

Throughout this 14-year period, he has been a key figure in the planning and preparations of an offensive attack that has been ranked first in the National Football League in yardage in six seasons and in the top nine each campaign. During this period of Carmichael's tenure on the New Orleans coaching staff, the club's 14-year streak of finishing in the top 10 in offense is the third-longest since the 1970 AFL-NFL merger. Additionally, Drew Brees has been named to the Pro Bowl 12 times, including this past season, while becoming the league's all-time leader in completions, passing yardage and touchdown passes.

In 2019 under Carmichael's guidance, the Saints set an NFL record with the fewest turnovers (8) in NFL history as they finished the regular season 13-3 and

captured their third consecutive NFC South Division championship. In addition to the NFL record for the fewest turnovers, the Saints finished tied for third in the league in points per game (28.6), ranked sixth in total yards per play (5.9) and seventh in net passing yards per game (265.3) despite Brees being sidelined for five games with a right thumb injury. While Brees completed 281-of-378 passes for 2,979 yards with 27 touchdowns, only four interceptions and a career-high 116.3 passer rating and became the league's all-time scoring throw leader, Carmichael and the offensive staff also prepared Teddy Bridgewater, who posted a 5-0 record as the starter and completed 133-of-196 passes (67.9%) for 1,384 yards with nine touchdowns, only two interceptions and a 99.1 rating. Wide receiver Michael Thomas set the NFL's receiving record, posting 149 receptions for a franchise-record 1,725 yards and nine touchdowns and was selected as *Associated Press* NFL Offensive Player of the Year, and as an *AP* first-team All-Pro and Pro Bowl starter for the second consecutive season. Third-year running back Alvin Kamara, became only the second Saint to have 1,300 total yards from scrimmage in three consecutive seasons, the first to do so in his first three campaigns, as he also became the first Saint to be named to the Pro Bowl in his first three seasons. Tight end Jared Cook led his position in the league in yards per catch and ranked second in touchdown receptions, as he posted 43 grabs for 705 yards (16.4 avg.) and nine scoring grabs, snagging a Pro Bowl berth. The Saints offensive line surrendered only 25 sacks, tied for the third-lowest total in the league, sending left tackle Terron Armstead and guards Andrus Peat and Larry Warford to the Pro Bowl, while right tackle Ryan Ramczyk was an *AP* first-team All-Pro.

In 2018, Carmichael guided a Saints offense that finished third in the NFL in points per game (31.5) en route to a 13-3 record and an NFC South title for the second straight season. The Saints finished tied for third in the league with the fewest giveaways (16), ranked sixth in the NFL in rushing yards per game (126.6), eighth in total offense (379.2) and led the NFL in rushing touchdowns (26). Brees finished the season surpassing his prior NFL record for completion percentage (74.4), leading the league with a career-high 115.7 passer rating to go along with 32 touchdowns and only five interceptions in a season when he became the league's all-time completions and passing yardage leader. Also under Carmichael's tutelage, Kamara ranked seventh in the NFL in total yards from scrimmage with a club-best 1,592 yards and ranked second in the league with 18 touchdowns, which tied the franchise-best. Thomas shattered what was the club's receptions and receiving yardage records with a league-best 125 grabs for 1,405 yards and nine touchdowns. Brees (second-team) and Thomas (first-team) were *AP* All-Pros in addition to being selected as Pro Bowl starters. The offensive line surrendered only 20 sacks for the second consecutive season, the league's second-lowest total. Armstead, Peat, Warford and center Max Unger were named to the Pro Bowl, while right tackle Ramczyk was an *AP* second-team All-Pro.

In 2017, Carmichael coordinated a balanced offense that finished second in the National Football League (391.2 ypg.), with the Saints being the only club to be ranked in the top five both in passing (fifth-261.8) and rushing (fifth-129.4). The Saints also finished first in the NFL in yards per play (6.3), passing yards per play (8.1), fourth down efficiency (80.0%) and yards after the catch (2,401). Brees set the NFL single-season record for completion percentage (72.0%), completing 386-of-536 passes for 4,334 yards and 23 touchdowns, eight interceptions, his lowest total as a Saint and a 103.9 passer rating. Running back Mark Ingram set career-highs with 1,124 yards rushing, 12 rushing touchdowns, 58 receptions and

1,540 total yards from scrimmage. Kamara set a league record for rookie running backs with 826 receiving yards on 81 receptions and five touchdowns, while he led the NFL by averaging 6.1 yards per carry on 120 carries for 728 yards with eight touchdowns, as he led the club with 1,554 total yards from scrimmage and was selected by the AP as the NFL Offensive Rookie of the Year and as a second-team All-Pro (flex). The 3,094 combined total yards from scrimmage from Ingram and Kamara was the second-most by an NFL running back duo since the start of a 16-game season in 1978. Thomas posted 104 receptions for 1,245 yards. The 4,339 combined total yards from scrimmage by Ingram, Kamara and Thomas, was the highest total by a skill position trio in club history. The offensive line allowed just 20 sacks, the second-fewest in the NFL, even though they had to open with six different starting combinations. Brees, Ingram, Kamara, Thomas and Warford were selected to the Pro Bowl.

In 2016, the Saints offense ranked first in the NFL (426.0 ypg.), with the club also finishing first in passing offense (317.1 ypg.), third down efficiency (48.6), first downs (395) and yards after catch (2,439). The club posted the third-highest scoring season in club history, ranking second in the NFL (29.3 ppg.). The team's 6,816 total yards gained on the season was the seventh-highest total in league history. With Thomas and wide receiver Brandin Cooks each recording 1,000-yard receiving seasons, Ingram posting a 1,000-yard rushing season and Brees reaching 5,000-yards passing, the New Orleans offense became the second one in NFL history that featured a 5,000-yard passer, a 1,000-yard rusher and two 1,000-yard receivers, joining the 2013 Denver Broncos. Brees reached 5,000 passing yards for an NFL-record fifth time while his passing yardage total (5,208) was the second-highest in his career and the fourth-highest of all-time, leading the league for an NFL-record seventh time. He also set an NFL single-season record for completions (471), as he was named to the Pro Bowl. Ingram ran for 1,043 yards, becoming the first 1,000-yard rusher in club history since 2006 (Deuce McAllister). Cooks (1,173) and Thomas (1,137) each eclipsed 1,100 yards receiving with Thomas setting the team single-season rookie record for receptions, receiving yardage and receiving touchdowns. Thomas finished the season leading all NFL rookies in all three categories with the receptions total second all-time for a rookie behind Anquan Boldin's 101 in 2003.

In 2015, Carmichael coordinated an offense that finished second in the NFL (403.8 ypg.), with the club finishing first in net passing yards per game (310.6), third down efficiency (47.7%) and first downs (381). Brees threw for an NFL-high 4,870 yards and 32 touchdowns with a 101.0 rating despite missing one game. Despite being sidelined the final four games, Ingram had a team-high 1,074 total yards from scrimmage. Wideouts Cooks and Willie Snead IV enjoyed breakout seasons. Cooks led the team in all three major receiving categories with 84 grabs for 1,138 yards and nine touchdowns. Snead secured a roster spot and made 69 catches for 984 yards and three touchdowns. Tight end Benjamin Watson set career-highs with 74 grabs for 825 yards, while tying a career-best with six touchdown receptions.

In 2014, Carmichael led an offense that finished first in the NFL in net yards per game (411.4), third down efficiency (48.3%) and first downs (395). Brees tied for the NFL lead in passing yardage (4,952). He also finished first in the NFL in completions (456), second in completion percentage (69.2%) and tied for fifth in touchdown passes (33). Tight end Jimmy Graham led the team in both receiving

and touchdowns with 85 catches for 889 yards and ten touchdowns and Ingram led the team in rushing yards (964), total yards from scrimmage (1,109) and rushing touchdowns (nine), which was tied for third in the NFL. Four offensive Saints made the Pro Bowl: Brees, guard Jahri Evans, Graham and Ingram.

In 2013 the offense finished fourth in net yards per game (399.4), second in passing offense (307.4 ypg.), third in third down conversion percentage (43.9%), fourth in first downs (359) and second in yards after the catch (2,576). Brees, Evans, Graham and guard Ben Grubbs were selected to the Pro Bowl. Brees finished near the top of the NFL in virtually every passing category, completing 446-of-650 (68.6%) passes for 5,162 yards with 39 touchdowns and a 104.5 rating. Graham enjoyed one of the most prolific seasons for a tight end in NFL history, recording 86 receptions for 1,215 yards with a franchise-record 16 touchdowns. The 2013 Saints were also only the fifth NFL team to have four players with 65 or more catches (Graham-86, running back Pierre Thomas-77, wide receiver Marques Colston-75 and running back Darren Sproles-71), as New Orleans did so for the second consecutive season.

In 2012, Carmichael called plays for an offense that finished second in the NFL (410.9 ypg.) and third in the league in scoring (28.8 ppg.). The Saints also compiled top-five NFL rankings in red zone touchdown percentage (68.4%), third down conversion rate (44.0%) and first downs (352), supported by a line with two Pro Bowl selections (tackle Jermon Bushrod and Evans) that surrendered only 26 sacks, tied for third-lowest in the NFL. Brees threw for 5,177 yards and 43 touchdowns, both league-bests. The wideout duo of Colston and Lance Moore each reached 1,000 yards.

In 2011, the Saints produced some of the best offensive numbers in league history as the team shattered several NFL and team records. After Head Coach Sean Payton suffered a leg injury in Week Six, Carmichael took over play-calling duties. New Orleans set NFL records in completion percentage (71.3%), net passing yardage (5,347) and first downs (416) that have since been broken, while the marks for total net yards (7,474), third down conversion rate (56.7%) and fewest fumbles (6) still stand. They also set a team mark and led the league in third down conversions (118). New Orleans finished with 547 points, then the fourth-highest total in NFL history, and scored at least 45 points in four regular season games and one postseason contest, including three straight outputs of at least 45. Brees enjoyed one of the most prolific seasons by a signal-caller as he completed 468-of-657 passes (71.2%) for 5,476 yards, 46 touchdowns and a 110.6 rating, breaking NFL records for yardage (since broken), completions, 300-yard passing games (13) and completion percentage (since broken). Graham had 99 receptions for 1,310 yards with 11 touchdowns. A running game that was ranked sixth in the NFL flourished behind an offensive line that featured three Pro Bowl selections (Bushrod, Evans and guard Carl Nicks), in addition to Brees and Graham.

In 2010, the Saints finished third in the NFC and sixth in the NFL after averaging 372.5 yards of total offense, finishing third in the league in passing. The unit converted 48.8% of their third down conversions and ranked fifth in the NFL with 351 first downs.

In 2009, Carmichael's first season with his new title, the Saints continued to compile impressive numbers on offense. The Saints finished in the top five in seven of

fensive categories, while also racking up an NFL-best 510 points. At least 45 points were scored four times, a fifth time in the postseason, with four straight outputs of at least 30. The Saints ranked first in the league with 6,461 net yards, then the third-best total in club history. The Saints' 348 first downs was the second-best total in league rankings. The Saints also finished ranked sixth in the NFL in rushing with 131.6 yards per game on 4.5 yards per carry. The offense continued to flourish in the postseason, averaging 35.6 points per game and scoring eight-of-nine times inside the red zone. Brees keyed the run, completing 70.6 percent of his passes and throwing eight touchdowns with a 117.0 passer rating. He was selected the Super Bowl XLIV MVP, as he led the Saints back from a ten-point deficit, completing 18 of his last 19 passes and engineering the fourth quarter game-winning drive.

In 2008, Carmichael's title was quarterbacks/passing game – with duties that included assisting in the pass routes, protection schemes and quarterback responsibilities. He tutored the signal callers his first three seasons with the club. In 2008, the offense went on to rank No. 1 in the NFL in passing, and Brees threw for 5,069 yards.

Carmichael has worked closely with Brees since both arrived in New Orleans in 2006, while all of the franchise's passing records have fallen. Brees has led the NFL or tied for the lead in passing yardage an NFL-record seven times, set the league record for completion percentage four times and has thrown for a club-record 467 touchdowns over the last 13 seasons.

Carmichael brings the perspective of having a wide range of coaching experiences, including working with nearly every position group on offense. With the Chargers, he assisted wide receivers coach James Lofton for an offense that ranked tenth in the NFL in 2004 and 2005. Carmichael joined the Chargers in 2002 and served as offensive assistant/quality control coach until being promoted.

For his first two NFL positions, Carmichael was a quality control coach for Washington in 2001, and in 2000, he was the tight ends coach/offensive assistant for Cleveland. From 1995-99, Carmichael was the quarterbacks coach at Louisiana Tech, and during his tenure the signal-callers broke almost every school passing record. He began his coaching career as the assistant offensive line coach at the University of New Hampshire in 1994, with the Wildcats winning the Yankee Conference championship.

Born Oct. 6, 1971 in Framingham, Mass., Carmichael attended Medway (Mass.) High School where he played football and baseball. He was a four-year baseball letterman at Boston College. As a senior, Carmichael was a team captain and Most Valuable Player. He graduated with a degree in mathematics in 1994. Growing up in a football family, his late father, Pete Carmichael Sr., was a football coach with more than 40 years of coaching experience at the high school, college and NFL levels, including 18 years at Boston College and nine years with the Jacksonville Jaguars (1995-99), Browns (2000) and Chicago Bears (2001-03).

COACHING CAREER: New Hampshire, 1994; Louisiana Tech, 1995-99; Cleveland Browns, 2000; Washington, 2001; San Diego Chargers, 2002-05; New Orleans Saints, 2006-.



RONALD CURRY

Wide Receivers

Ronald Curry enters his fifth year in New Orleans and second as the club's wide receivers coach. Entering his 15th season in the NFL overall, Curry spent 2013-15 as a member of the San Francisco 49ers coaching staff and also enjoyed a seven-year NFL career as a wide-out for the Oakland Raiders.

In 2019, Curry and Senior Offensive Assistant Curtis Johnson helped Michael Thomas shatter the NFL's receptions record and club receiving yardage records as he posted 149 receptions for 1,725 yards and nine touchdowns as he was selected *Associated Press* NFL Offensive Player of the Year. He was selected as a first-team All-Pro and Pro Bowl starter for the second consecutive season.

In 2018, Curry helped Thomas record a league-best 125 grabs for 1,405 yards and nine touchdowns. He also helped develop 2018 third-round pick Tre'Quan Smith, who was named NFL Rookie of the Week after a ten reception, 157-yard, one touchdown performance in Week 11.

In his three years with the 49ers, Curry served as wide receivers coach in 2015 and as an offensive assistant working with the wideouts from 2013-14. In 2015, Anquan Boldin recorded at least 65 receptions for the fourth consecutive season and Torrey Smith led the National Football League in yards per catch (20.1). From 2013-14, Boldin became the first player in 49ers history to reach 1,000 receiving yards in each of his first two seasons with the team and the first 49ers receiver to eclipse the mark in back-to-back seasons since Terrell Owens from 2002-03.

Prior to joining the 49ers staff, Curry spent three years at Mooresville Christian Academy in Mooresville, N.C., as the athletic director and head football coach.

Curry was originally selected in the seventh round (235th overall) by the Oakland Raiders in the 2002 NFL Draft. He played in 76 career games with 32 starts and registered 193 receptions for 2,347 yards and 13 touchdowns from 2002-08.

While with Oakland, Curry learned the intricacies of the wide receiver position from Pro Football Hall of Famers Fred Biletnikoff (2003-06) and James Lofton (2008).

A four-year starter at the University of North Carolina (1998-2001), where he played quarterback, Curry left Chapel Hill with school records of 4,987 passing yards and 6,236 yards of total offense in his career. In the 2001 Peach Bowl against Auburn, Curry earned Offensive MVP honors. The year prior, Curry was voted Tar Heels Offensive MVP as a junior, where he registered 2,325 passing yards and 11 passing touchdowns. Curry was a two-sport athlete at UNC, as he was also the starting point guard on the school's 1998-99 and 2000-01 basketball teams.

COACHING STAFF

A native of Hampton, Va., Curry was a high school All-American in both football and basketball. He was selected to participate virtually in the 2020 NFL/Black College Football Hall of Fame Quarterback Coaching Summit.

PLAYING CAREER: North Carolina, 1998-2001; Oakland Raiders, 2002-08.

COACHING CAREER: Mooresville Christian Academy (Head Coach), 2010-12; San Francisco 49ers, 2013-15; New Orleans Saints, 2016-.



DAN DALRYMPLE

Head Strength & Conditioning

By designing extensive and innovative workout programs – crafted to the needs of every player as well as the demands of each position group – Head Strength & Conditioning Coach Dan Dalrymple has been a key member of the Saints organization since arriving in 2006. His responsibilities and influence both in the

weight room and on the field remain constant throughout the entire year.

The efforts of Dalrymple and his staff have played a key role in the club's success over the past 14 seasons. His routines, focused on building and maintaining strength and stamina while minimizing injuries, have paid dividends for the Saints. Since 2006, New Orleans has put together 17 winning streaks of three games or more, including a franchise-record 13-game win streak in 2009 and a ten-game run in 2018. 27 players have been selected to the Pro Bowl during his tenure, 20 for the first time in their National Football League careers.

Throughout his tenure, Dalrymple's teams have traditionally finished strong. In 2009's Super Bowl XLIV Championship season, evidence of the conditioning of the club was their stamina throughout games, as they outscored opponents 139-48 in the fourth quarter, finishing first in the NFL in both points scored and allowed in the final period. He was named as the recipient of the Cybex Professional Strength and Conditioning Coach of the Year award by the Professional Football Strength and Conditioning Coaches Association and the Samson Strength and Conditioning NFL Coach of the Year award from *American Football Monthly*.

In 2019, the Saints captured their division for the third consecutive season with their fourth 13-win campaign since 2009, including the last two. In addition to winning streaks of ten games, six and and two three-game runs, the 2018 and 2019 Saints are the only clubs in franchise history to not have a losing streak.

Prior to joining the Saints, Dalrymple spent the previous 17 seasons in a similar capacity at Miami University (Ohio), including the last 16 as director of athletic conditioning, a program that he built from its foundation. While the Redhawks football team was a focus of his efforts, Dalrymple and his staff created workout

OWNER

FOOTBALL

ADMINISTRATION

RECORDS

HISTORY

COACHING STAFF

regimens for every athletic program. He was promoted with the additional title of assistant athletic director in 2003. At Miami, he was a coaching colleague of Saints Head Coach Sean Payton from 1994-95.

Dalrymple has been certified by the National Strength & Conditioning Association since 1991 and has been honored as a finalist for the organization's coach of the year in 1995, 1997, 1999, 2003 and 2006. Dalrymple is only the second NFL strength coach to receive professional coach of the Year honors multiple times from the Professional Football Strength and Conditioning Coaches Association.

He's one of only three NFL coaches in his field to be certified by the Collegiate Strength & Conditioning Coaches Association as a Master Strength & Conditioning Coach. Dalrymple's earned two certifications for USA Weightlifting that designate him as qualified to work with athletes in Olympic weightlifting and also serve as a sports performance specialist.

After taking over the supervision of Miami's strength and conditioning program in 1989, the football program posted a 116-72-9 record, had a streak of 12-straight winning seasons and went to bowl games in 2003 and 2004.

For the Saints, Dalrymple couples his intense work ethic and a constant evolution of his approach with a lengthy background in football.


A 1988 graduate of Miami, Dalrymple was a four-year starter (1983-86) as an offensive lineman and was a first-team All-MAC selection his final two seasons, also earning honorable mention All-America accolades. He was one of three captains of the 1986 conference champion team. Dalrymple was later honored as one of five linemen on the Cincinnati Enquirer's All-20th Century Miami football team and was elected to the school's Hall of Fame in 2002.

After his college career and attending training camp with the Seattle Seahawks, Dalrymple returned to his alma mater as a student assistant coach in 1987. He served as a graduate assistant the following year before being promoted to offensive line and strength coach in 1989. He was named strength & conditioning coordinator in December of that year.

In 2011, Dalrymple co-authored his first book, "The Athletic Body Puzzle-The Guide For Parents And Coaches."

PLAYING CAREER: Miami (Ohio), 1983-86.

COACHING CAREER: Miami (Ohio), 1987-2005; New Orleans Saints, 2006-.



DECLAN DOYLE

Offensive Assistant

Declan Doyle is in his second season as an offensive assistant with the Saints. Prior to joining the Saints, he started his coaching career as an offensive student assistant at the University of Iowa. At Iowa, Doyle primarily assisted the offensive staff during daily individual drills and broke down film of upcoming opponents' defenses.

In 2018, Doyle graduated from Iowa with a bachelor's degree in business management, marketing and related support services. The Iowa City native transferred to Iowa after serving as the baseball team captain at Iowa Western Community College.

COACHING CAREER: Iowa, 2016-18; New Orleans Saints, 2019-.



PHIL GALIANO

Assistant Special Teams

Phil Galiano enters his second season with the New Orleans Saints as assistant special teams coach in 2019. Galiano is a veteran in the coaching ranks with 20 years of experience, including four seasons in the NFL.

The 2019 season saw New Orleans' special teams units rise to first in NFL writer Rick Gosselin's comprehensive special teams rankings. The special teams featured standout performances from wide receiver/return specialist Deonte Harris, kicker Wil Lutz, punter Thomas Morstead and defensive back J.T. Gray. For the first time in franchise history, two special teams players were selected to the *Associated Press* All-Pro team (Gray and Harris) and for the second time, two were selected to the Pro Bowl (Harris and Lutz). As an undrafted free agent, Harris ranked in the top five in the NFL in both kickoff and punt return average. Lutz set a franchise record by drilling 32 field goals, ranking second in the NFL in scoring (144 points), PATs (48), touchbacks (career-high 74) and third in field goals. Morstead ranked fifth in the NFL in net punting average (43.1) and was named the September NFC Special Teams Player of the Month and twice was selected conference Special Teams Player of the Week. Gray led the Saints with 16 coverage stops, blocked a punt and recovered a fumble on coverage.

In 2018, Galiano was the special teams coordinator and assistant defensive line coach at Penn State. The Nittany Lions were ranked 12th in the country in kickoff return average with (24.7 ypr.) and 23rd in special teams efficiency and gross punt average (44.0 avg.). He joined the Nittany Lions in 2017 as a defensive consultant and served as the special teams coordinator for the 2017 Playstation Fiesta Bowl.

In 2016, he was a special teams intern with the Miami Dolphins and served under current Saints Special Teams Coordinator Darren Rizzi. Miami ranked seventh in Gosselin's special teams rankings and led the National Football League in opponent gross punting average (41.8 yards per punt) and tied for the league lead with four blocked kicks.

Galiano spent eight years at Rutgers over three stints, most recently as special teams coordinator/tight ends coach in 2015 and director of recruiting in 2014. Under Galiano's tutelage in 2015, the Scarlet Knights ranked 12th in ESPN's special teams efficiency ranking, including finishing 19th in the FBS in kick return defense (18.75), 13th in punt return average (13.92) and scoring five special teams touchdowns.

After 12 years at the college level, Galiano jumped to the NFL with the Tampa Bay Buccaneers from 2012-13 as assistant special teams coach. In 2013, Tampa Bay led the NFL in kickoff return defense (18.8 ypr.) and blocked two punts. In 2012, the Buccaneers led the NFL with three blocked punts. Galiano also worked with kicker Connor Barth, who tied for the league lead in field goals of 40+ yards and punter Michael Koenen, who led the league in touchbacks on kickoffs and touchback percentage on kickoffs.

In his second stint with the Scarlet Knights, Galiano coached the defensive line (2011) and tight ends (2010). In 2011, the Rutgers defense finished third in the FBS in forced turnovers (34), eighth in tackles for loss (7.62) and scoring defense (18.31) and 15th in sacks (2.69).

Prior to his second stint at Rutgers, Galiano served as the defensive coordinator and linebackers coach at Florida International from 2007-09. At FIU, Galiano helped the Panthers achieve marked improvements on the defensive side of the ball. Between the 2007 and 2008 seasons, FIU jumped up 74 spots in turnover margin, 45 spots in pass efficiency defense, 36 spots in scoring defense, 34 spots in total defense and 25 spots in rush defense. The team also ranked 25th nationally in tackles for loss average, moving up 37 spots.

In his first stop at Rutgers from 2003-06, Galiano began as a defensive graduate assistant in 2003, before he was elevated to linebackers coach in 2004. He spent the 2005-06 seasons coaching the defensive ends. His defensive ends were major contributors on a defensive unit that ranked fourth nationally in 2006. Rutgers' defense was fifth in the NCAA in both sacks and tackles for loss per game and produced first-team All-America and All-Big East defensive lineman Eric Foster, as well as second-team All-Big East defensive lineman Jamaal Westerman, both of whom played in the NFL.

Galiano began his coaching career at Dickinson College, where he worked with the outside linebackers in 2000. He spent 2001 as outside linebackers coach at the University of New Haven for Rizzi who served as head coach, before becoming an offensive assistant at Villanova in 2002, working primarily with the tight ends.

A three-year starter at safety for Shippensburg University, Galiano served as a tri-captain during his senior campaign. He helped lead the Raiders to three consecutive winning seasons from 1997-99. The Norristown, Pennsylvania native graduated with a bachelor's degree in business administration.

PLAYING CAREER: Shippensburg University, 1996-99.

COACHING CAREER: Dickinson College, 2000; New Haven, 2001; Villanova, 2002; Rutgers, 2003-06; Florida International, 2007-09; Rutgers, 2010-11; Tampa Bay Buccaneers, 2012-13; Rutgers, 2014-15; Miami Dolphins, 2016; Penn State, 2017-18; New Orleans Saints, 2019-.



PETER GIUNTA

Senior Defensive Assistant

Peter Giunta (pronounced GEN-ta) enters his fifth season as a Saints senior defensive assistant in 2019. He's a 41-year coaching veteran, including 29 years of experience in the NFL with three Super Bowl Championships.

During the 2019 season, Saints defensive backs recorded nine interceptions, three sacks, six forced fumbles and seven fumble recoveries. Giunta had a helping hand in the growth of fourth-year safety Vonn Bell, who totaled five regular season fumble recoveries – the most in the NFL and added another in the postseason. Bell also led the secondary in tackles (86) for the fourth consecutive season. Safety Marcus Williams led the team with four interceptions. Marshon Lattimore became the first Saints cornerback to be selected to two Pro Bowls, leading the team with 14 passes defended as he was often matched up against opponents' top wide receivers. Rookie defensive back C.J. Gardner Johnson, played at both nickel corner and safety, posting 46 tackles, one interception, one forced fumble and one fumble recovery as he developed throughout the season.

In 2018, New Orleans defensive backs recorded 12 picks, three sacks, nine forced fumbles and six fumble recoveries. Giunta aided in the continued development of Lattimore, who led the team with five takeaways in the regular season, adding two interceptions in the NFC Divisional Playoff win over Philadelphia. At the cornerback position opposite Lattimore, Eli Apple made a successful in-season transition to the Saints after being acquired from the New York Giants at midseason, recording three takeaways in ten games.

Lattimore enjoyed a breakout campaign in 2017, starting all 13 games he appeared in and leading NFL rookies with a team-high five interceptions and tying for the rookie lead with a club-best 18 passes defended as he was the youngest Saint (21 years old) ever selected to the Pro Bowl and the franchise's first AP Defensive Rookie of the Year.

Giunta served as the secondary/cornerbacks coach of the Giants from 2006-14, a period when New York captured two Super Bowl titles. With the Giants, he was at the forefront in the development of several young cornerbacks, while also experiencing success with veterans.

During his tenure in New York, the Salem, Mass. native was pivotal in the development of cornerbacks who contributed to the Giants winning two Super Bowls. Former LSU standout Corey Webster developed into an eight-year starter under Giunta's watch in New York and recorded 22 interceptions and four fumble recoveries in the regular season and postseason, including recording three takeaways in the 2007 playoffs all the way to a Super Bowl title. Webster's pick of a Brett Favre pass set up the Giants' game-winning field goal in overtime of the NFC Championship Game in Green Bay. In 2011, Webster opened all 20 regular season and postseason contests. Cornerback Aaron Ross, the club's first round draft pick in 2007, was inserted into the starting lineup midway through his rookie campaign and he delivered with three interceptions including one brought back for a score. Ross returned to the starting lineup in 2011 and finished tied for second on the team to Webster (six) with a career-high four picks. Most recently, Giunta was instrumental in the development of cornerback Prince Amukamara, the team's first round draft pick in 2011, who despite missing the last eight games with a biceps injury in 2014, had set a career-high with three interceptions through the first eight contests. In 2009, cornerback Terrell Thomas led the team with five interceptions, one returned for a touchdown, as New York ranked ninth in opponent net passing yards per game. Thomas was selected to the *USA Today* All-Joe Team.

Giunta was Kansas City's defensive backs coach from 2001-05. In 2003, safety Jerome Woods earned his first career Pro Bowl berth under his guidance, an impressive feat considering the fact that he missed the 2002 campaign with a broken leg. The Chiefs registered 25 interceptions to rank third in the NFL that season, as safety Greg Wesley and cornerback Dexter McLeon paced the team with six picks apiece.

Giunta joined the Chiefs after spending four seasons (1997-2000) with the St. Louis Rams, including the last three as that club's defensive coordinator. Giunta served as the Rams' assistant head coach under Dick Vermeil in 1998-99, after originally joining the staff as defensive backs coach in 1997.

As defensive coordinator, Giunta was responsible for the resurgence in the St. Louis defense which helped spark the club's unexpected run to a world championship in 1999. Those efforts culminated with a 13-3 regular season record and a 23-16 victory over the Tennessee Titans in Super Bowl XXXIV. Giunta's unit led the league in rush defense in 1999, allowing just 74.3 yards per game, while ranking fourth in scoring defense (15.1 ppg.) and sixth in total defense (293.6 ypg.).

The Rams' 1999 defense led the NFC and was second in the NFL with 29 interceptions. Cornerback Todd Lyght tied for the league lead with six picks, earning his initial Pro Bowl berth in the process. St. Louis was also opportunistic, returning nine takeaways (seven interceptions and two fumbles) for touchdowns in 1999. Those turnovers were due in large part to a Rams pass rush which racked up 57.0 sacks, a figure which tied for the league lead. The sack brigade was headlined by Pro Bowl defensive end Kevin Carter, who led the NFL with 17.0 takedowns.

Giunta's long had a reputation for getting the most out of his defensive backs. In 2000, McCleon intercepted eight passes, a total surpassed only by one player. In Giunta's first season as defensive coordinator in 1998, St. Louis ranked third in the NFL in pass defense, allowing 176.9 yards per game. With Giunta serving as defensive backs coach in 1997 the Rams were second in the league with 25 interceptions, including an NFL-high nine by cornerback Ryan McNeil.

Prior to his stint with the Rams, Giunta spent two seasons as defensive backs coach for the New York Jets. In 1995, the Jets led the league in opponent net yards passing (171.3 yards per game). Giunta was instrumental in the development of Glenn, who would go on to be a three-time All-Pro and Pro Bowl selection.

Giunta entered the NFL as the defensive backs coach with the Philadelphia Eagles from 1991-94. In 1991, the Eagles defense ranked first in the league in passing defense (150.8 yards per game), rushing defense (71.0 yards per game) and total defense (221.8 yards per game). That marked just the fifth time in NFL history and the first time since 1975 that a single team led the league in all three of those defensive categories. No team has equaled that feat since the 1991 Eagles.

Giunta's ten seasons in the college ranks began at Penn State (1981-83). He was a defensive assistant his first year before coaching the tight ends in his final two seasons. While he was at Penn State, the Nittany Lions won the 1982 National Championship with a 27-23 victory over Georgia in the Sugar Bowl. Penn State won three bowl games during Giunta's tenure.

Following Penn State, Giunta moved to Brown (1984-87), where he coached the tight ends and wide receivers before becoming the offensive coordinator (1986-87). He then joined the staff at Lehigh (1988-90), where he was responsible for the tight ends and wide receivers.

After a four-year playing career as a defensive back and running back at Northeastern (1974-77), Giunta began his coaching career in Massachusetts, where he was an assistant coach at Swampscott High School from 1978-80.

PLAYING CAREER: Northeastern, 1974-77.

COACHING CAREER: Swampscott (Mass.) High School, 1978-80; Penn State, 1981-83; Brown, 1984-87; Lehigh, 1988-90; Philadelphia Eagles, 1991-94; New York Jets, 1995-96; St. Louis Rams, 1997-2000; Kansas City Chiefs, 2001-05; New York Giants, 2006-14; New Orleans Saints, 2016-.



AARON GLENN

Secondary

Aaron Glenn brings 23 years of National Football League playing, front office and coaching experience to the Saints coaching staff in his fifth season as secondary coach in New Orleans. In his first four campaigns in in New Orleans, the cornerbacks and safeties have played a pivotal role in the club's defensive improvement under Glenn's tutelage and mentorship. During the 2019 season, Glenn's defensive backs recorded nine interceptions, three sacks, six forced fumbles and seven fumble recoveries. He had a helping hand in the growth of fourth-year safety Vonn Bell, who totaled five regular season fumble recoveries – the most in the NFL and added another in the postseason. Bell also led the secondary in tackles (86) for the fourth consecutive season. Safety Marcus Williams led the team with four interceptions. Cornerback Marshon Lattimore became the first Saint to be selected to two Pro Bowls, leading the team with 14 passes defended as he was often matched up against opponents' top wide receivers. Rookie defensive back C.J. Gardner-Johnson, played at both nickel corner and safety, posting 46 tackles, one interception, one forced fumble and one fumble recovery as he developed throughout the season.

In 2018, Glenn's defensive backs recorded 12 picks, three sacks, nine forced fumbles and six fumble recoveries. He had a helping hand in the continued development of Lattimore, who led the team with five takeaways in the regular season, adding two interceptions in the NFC Divisional Playoff win over Philadelphia. At the cornerback position opposite Lattimore, Glenn helped Eli Apple make a successful in-season transition to the Saints after being acquired at midseason, recording three takeaways in ten games.

Under Glenn's tutelage Lattimore enjoyed a breakout campaign in 2017, starting all 13 games he appeared in and leading NFL rookies with a team-high five interceptions and tying for the rookie lead with a club-best 18 passes defended as he was the youngest Saint (21 years old) ever selected to the Pro Bowl and the franchise's first AP Defensive Rookie of the Year. He also showed his ability to work with young players in Bell's rookie campaign in 2016 when the second round draft pick posted 98 tackles, one sack, five passes defended, two forced fumbles and one fumble recovery as he played in every contest with 14 starts.

From 2014-15, Glenn served as assistant secondary coach with the Cleveland Browns. In a 2015 campaign where Pro Bowl cornerback Joe Haden played in only five games due to injuries, Cleveland's secondary was led by a pair of veterans in safety Donte Whitner and cornerback Tramon Williams, who led the defensive backfield with 81 and 69 tackles respectively. In 2014, Glenn worked with a group that garnered Pro Bowl honors from safety Tashaun Gipson, Haden and Whitner, marking the first time in team history that three defensive backs were selected. The Browns led the NFL in opponent passer rating (74.1), completion percentage (57.1) and passes defended (99). Cleveland finished second in the league with 21 interceptions, the team's highest total since 2008. They also fin-

ished ranked fifth in the league in yards per pass attempt (6.44), fifth in red zone defense (46.3) and ninth in points per game (21.1). Cleveland was also the only team to have two players with at least 18 passes defended, as Haden led the team and finished second in the league with 20, while cornerback Buster Skrine tied for fourth with 18. Despite missing the final five games, Gipson finished second in the NFL with six interceptions, the most by a Brown since 2010.

Before joining the Browns, Glenn spent two seasons (2012-13) in the New York Jets front office. He served as a college area scout in 2013 after a season as a pro personnel scout.

A first-round pick (12th overall) by the Jets in 1994 out of Texas A&M, Glenn started 176 of his 205 career games during his tenure with New York (1994-2001), Houston (2002-04), Dallas (2005-06), Jacksonville (2007) and New Orleans (2008). A three-time Pro Bowler (1997-98, 2002), he recorded 661 career tackles, 41 interceptions and 167 passes defended. Glenn scored eight career touchdowns, including six interception returns, a 96-yard kickoff return and a 104-yard return on a missed field goal.

Glenn earned a bachelor's degree in business management from Texas A&M, where he was a two-time All-American, departing as the school's all-time leader in passes defended in a season (20), season punt-return average (19.9) and punt return yards in a game (131). In 2003, the Humble, Texas native established the Aaron Glenn Foundation, which supports education and health initiatives for families and children.

PLAYING CAREER: Navarro (Texas) JC, 1990-91; Texas A&M, 1992-93; New York Jets, 1994-2001; Houston Texans, 2002-04; Dallas Cowboys, 2005-06; Jacksonville Jaguars, 2007; New Orleans Saints, 2008.

COACHING CAREER: Cleveland Browns, 2014-15; New Orleans Saints, 2016-.



MICHAEL HODGES

Linebackers

The New Orleans Saints hired Michael Hodges during the 2017 offseason to serve as a defensive assistant. Hodges was promoted to assistant linebackers coach in 2019 and now he will be the primary tutor of the position group in 2020.

In 2019, Hodges' assistance with the linebackers featured solid production from the unit. Demario Davis was selected as an *Associated Press* first-team All-Pro, leading the team with a club-best 111 tackles, four sacks, one interception and a career-high 11 passes defended.

Hodges came to New Orleans after serving on the coaching staff at Eastern Illinois from 2014-16. From 2014-15, he tutored the linebackers. In 2016, he was ele-

vated to co-defensive coordinator, while also coaching the safeties. Hodges came to EIU after serving two seasons as a defensive graduate assistant at Fresno State, where he coached the inside linebackers and assisted with film breakdown, scouting and game preparation.

Hodges played linebacker at Texas A&M where he earned second-team All-Big 12 honors as a senior when he led the Aggies in tackles and honorable mention as a junior after beginning as a walk-on. He was a two-time Academic All-Big 12 selection and was named a first-team Academic All-American in 2010. He graduated in 2010 and earned his master's in 2011. He was presented with the 2010 Heart Award, which is the highest honor for a Texas A&M senior football player.

PLAYING CAREER: Texas A&M, 2008-11.

COACHING CAREER: Fresno State, 2012-13; Eastern Illinois, 2014-16; New Orleans Saints, 2017-.



CURTIS JOHNSON

Senior Offensive Assistant

In his second stint with the Saints, Curtis Johnson enters his tenth season on the New Orleans staff. Possessing more than 30 years of coaching experience at the collegiate and professional levels, the New Orleans native has had the opportunity to coach some of the game's top receivers, including Marques Colston,

Devery Henderson, Ted Ginn Jr., Joe Horn, Alshon Jeffery Andre Johnson, Robert Meachem, Lance Moore, Santana Moss, Michael Thomas and Reggie Wayne.

Johnson possesses 36 years of coaching experience, including four as head coach at Tulane University and 32 seasons in all as an assistant coach in the NFL, college and high school.

With Johnson on staff, the Saints have produced a 1,000-yard wide receiver in eight of his nine seasons on the New Orleans sideline, easily the most impressive results in franchise history. During that tenure, he has been a part of seven playoff teams, six division titles and one Super Bowl championship.

In 2019, Johnson and Wide Receivers Coach Ronald Curry helped Michael Thomas shatter the NFL's receptions record and club receiving yardage records as he posted 149 receptions for 1,725 yards and nine touchdowns and was selected as the *Associated Press* NFL Offensive Player of the Year. Overall, the past three seasons under Johnson's tutelage since he returned to the Saints, Thomas has posted 378 receptions for 4,375 yards and 23 touchdowns to lead the league in catches and receiving yardage. The past two seasons, he has been selected as an *Associated Press* first-team All-Pro and Pro Bowl starter after being voted to the league's all-star game for the first time in 2017.

In 2016, Johnson instructed a Chicago Bears wide receiving corps that was hampered by injuries for much of the season, with Jeffery still accumulating 821 receiving yards on 52 receptions (15.8 avg.) despite playing in just 12 games. Cameron Meredith became the first undrafted player to lead the Bears in receiving since 1993, finishing with 66 catches for a club-best 888 yards and four touchdowns.

During Johnson's first six-year stint with the Saints he helped the wide receivers become part of a passing offense that led the NFL in gross passing yards (28,749), completion percentage (67.6) and passing touchdowns (202). The Saints had 42 100-yard receiving performances by wideouts during those six seasons. When Johnson oversaw the development of the quartet of Colston, Henderson, Meachem and Moore.

A seventh round selection (252nd overall) of the Saints in the 2006 NFL Draft, Colston made an immediate impact as a rookie by recording 70 receptions for 1,038 yards (14.8 avg.) with eight touchdowns, leading the club in receiving yardage and scoring grabs. During Johnson's first Saints tenure from 2006-11, Colston ranked eighth in the NFL in receiving yards (6,240), ninth in receptions (449) and seventh in receiving touchdowns (48), while compiling five of his six career 1,000-yard receiving seasons. Colston's 98 receptions in 2007, what was a franchise mark and his 11 touchdowns that season tied a team record (now tied for second). In 2009, when New Orleans captured Super Bowl XLIV, Colston led the team with 70 grabs for 1,074 yards and tied for the team lead with nine touchdowns. After recording only three grabs in his first two seasons from 2004-05, Henderson caught 201 passes for 3,718 yards with 16 touchdowns in his next six campaigns under Johnson's tutelage, with his 18.5 yards per catch average ranked second in the NFL over that period. A first round draft pick of the club in 2007, Meachem evolved into another deep threat during Johnson's tenure, recording 141 receptions for 2,269 yards (16.1 avg.) with 23 touchdowns from 2008-11. Originally signed by New Orleans in 2005 after coming into the league earlier that season as an undrafted free agent, Moore finally cracked the Saints active roster and wide receiver rotation for good in 2007 and for the next five seasons made 243 grabs for 1,173 yards with 30 touchdowns.

At the University of Miami, Johnson was part of a staff that went to nine bowl games and won the 2001 National Championship. He polished the skills of at least one All-Big East performer each season from 1996-2005, including Johnson – the third overall pick by Houston in 2003 – and Moss, who became the Hurricanes' all-time leader in receiving yardage before making the Pro Bowl for Washington. Wayne departed ranked first in school history in catches and was selected to six Pro Bowls over his 14-year NFL career with the Indianapolis Colts.

In his five-year stint at San Diego State (1989-93), Johnson landed some of the school's biggest recruits, including 2000 NFL MVP, Pro Football Hall of Fame member and fellow New Orleans native Marshall Faulk as well as WR Darnay Scott, who completed his eight-year NFL career with 408 grabs and 37 touchdowns. Each year Johnson was with the Aztecs, the school had an all-conference performer at wide receiver.

Johnson began his coaching career as wide receivers coach at Lewiston (Idaho) High School from 1984-87 before holding similar positions at the University of

COACHING STAFF

Idaho (1987-88) and San Diego State (1989-93). His next stop was at Southern Methodist in 1994 before spending 1995 at the University of California.

Johnson attended Idaho and graduated with a degree in Physical Education in 1985.

PLAYING CAREER: Idaho, 1980-83.

COACHING CAREER: Lewiston (Idaho) High School, 1984-87; Idaho, 1987-88; San Diego State, 1989-93; SMU, 1994; California, 1995; Miami (Fla.), 1996-2005; New Orleans Saints, 2006-11; Tulane (Head Coach), 2012-15; Chicago Bears, 2016; New Orleans Saints, 2017-.



JOE LOMBARDI

Quarterbacks

Joe Lombardi returned to the New Orleans Saints organization as the quarterbacks coach in 2016 after spending two seasons with the Detroit Lions as offensive coordinator. Lombardi is recognized around the NFL as an outstanding teacher of quarterbacks, both working with experienced veterans and in developing younger players in nine seasons working with the position group in New Orleans and entering his 12th season on their offensive staff.

Lombardi's work has consistently centered around starter Drew Brees who has become the NFL's all-time completions, passing yardage and touchdown pass leader in the past two seasons. But his focus was shifted in 2019 when Brees was injured and Teddy Bridgewater assumed the role as the starter for five games. Bridgewater steered the ship of the Saints offense to wins in each of those five contests. He completed 133-of-196 passes for 1,384 yards (67.9%) for 1,384 yards, nine touchdowns and two interceptions. In his 11 starts, Brees enjoyed another standout season, completing 281-of-378 passes (74.3%) for 2,979 yards with 27 touchdowns, four interceptions and a career-high 116.3 passer rating and was selected to his franchise-record 12th Pro Bowl as a Saint.

Under Lombardi's supervision in 2018, Brees enjoyed one of his most productive seasons under center. Brees finished the regular season surpassing his prior NFL record for completion percentage (74.4%), leading the league with a 115.7 passer rating to go along with 32 touchdowns and only five interceptions in a campaign when he became the league's all-time completions and passing yardage leader. He was selected as an AP second-team All-Pro and as the NFC's Pro Bowl starter.

In 2017, Brees set what was the NFL single-season record for completion percentage (72.0), completing 386-of-536 passes for 4,334 yards, 23 touchdowns and a 103.9 passer rating, earning a Pro Bowl berth. In addition to the NFL-record completion percentage, he ranked first in completions, second in passer rating, third in fourth quarter passer rating (117.6) and fourth in passing yardage.

Brees has thrived under Lombardi's presence in the meeting room, on the practice field and in games during the nine seasons he has served as the signal-caller's position coach, completing 3,649-of-5,225 passes (69.9%) for 41,336 yards with 312 touchdown throws and only 110 interceptions. He has been named to the Pro Bowl in eight of the nine seasons. Brees carried an NFL-record 54-game streak with at least one touchdown pass from 2009-12. He enjoyed another of his most prolific seasons in 2011 under Lombardi's supervision, when he completed 468-of-657 passes for what was then an NFL record 5,476 yards with 46 touchdown passes and a 110.6 rating. As an offensive assistant from 2007-08 when he first worked with the team, he was heavily involved in the preparation of the passing attack as well, having worked closely with offensive coordinator Pete Carmichael. Lombardi also stepped in for a brief stint as the running backs coach near the end of 2008.

In serving as coordinator of the Lions in 2014, the Detroit offense gained 5,452 total net yards, which was then the eighth-highest total in franchise history. WRs Calvin Johnson (1,077) and Golden Tate (1,331) became only the sixth Lions receiving duo to reach 1,000 receiving yards in the same season. QB Matthew Stafford led the Lions to five victories when trailing or tied in the fourth quarter or overtime as Detroit finished 11-5 and qualified for the playoffs for the first time since 2011.

Lombardi first arrived in New Orleans in 2007 with extensive coaching experience on both sides of the ball, most recently serving as defensive assistant for the Atlanta Falcons in 2006. While in that role, Lombardi worked with a defensive line that combined for 25.5 sacks.

Bringing game-planning and play-calling experience to his position, he was the offensive coordinator and quarterbacks coach from 2002-05 at Mercyhurst College, while also serving as recruiting coordinator.

In 2001, Lombardi coached tight ends and running backs for the XFL's New York/New Jersey Hitmen. In 2000, he tutored the defensive line and served as strength & conditioning coordinator at Bucknell University.

He coached both the tight ends and tackles at the Virginia Military Institute in 1999 after opening his coaching career at the University of Dayton, where he was responsible for the defensive line from 1996-98. The Flyers won 20 straight games during his tenure.

Lombardi - the grandson of legendary coach Vince Lombardi - is a 1994 graduate of the United States Air Force Academy, where he earned three letters as a tight end and one in lacrosse. Lombardi, who served a four-year tour on active duty as an Air Force officer following graduation, is a supporter and participant in many of the club's initiatives supporting military and was the 2018 team nominee for the NFL's Salute to Service Award.

PLAYING CAREER: Air Force, 1991-94.

COACHING CAREER: Dayton, 1996-98; Virginia Military Institute, 1999; Bucknell University, 2000; New York/New Jersey Hitmen (XFL), 2001; Mercyhurst College, 2002-05; Atlanta Falcons, 2006; New Orleans Saints, 2007-13; Detroit Lions, 2014-15; New Orleans Saints, 2016-.



RYAN NIELSEN

Defensive Line

Ryan Nielsen is in his fourth season as New Orleans' defensive line coach in 2020. He has a history of developing players on the professional and college levels and brings abundant experience to the position. Since 2017, six different defensive linemen have produced multi-sack games and the New Orleans defense has gone the last 43 regular season and postseason games without allowing a 100-yard rusher.

In 2019, New Orleans ranked third in the NFL with 51 sacks with 38.5 of them coming from the defensive line. They also ranked fourth in the NFL in opponent yards rushing per game (91.3). Defensive end Cameron Jordan was again instrumental in the defense's success as he tallied a career-high 15.5 sacks, ranked third in the NFL and collected one more in the postseason. Jordan was selected to the Pro Bowl for the third consecutive season, as an *Associated Press* second-team All-Pro for the second straight campaign and NFC Defensive Player of the Week after a dominating performance with four sacks to tie the team record as the team also tied the club single-game record with nine takedowns. Second-year defensive end Marcus Davenport finished second on the team with six sacks and defensive end Trey Hendrickson added a career-high 4.5 takedowns.

In 2018, Nielsen tutored a front four that contributed to the Saints finishing tied for fifth in the NFL with 49 sacks and ranking second in the league in opponent rushing yards per game (80.2) and opponent yards per rush (3.6). Jordan enjoyed an outstanding season with 12 sacks, one forced fumble and one fumble recovery. Defensive tackle Sheldon Rankins enjoyed a breakthrough season with a career-high eight sacks, the most by a Saints interior defender since 2001. Davenport was a *PFWA* All-Rookie selection with 4.5 sacks, Defensive tackle David Onyemata had a career-high 4.5 takedowns and Defensive end Alex Okafor chipped in four sacks and a fumble recovery.

In 2017, under Nielsen's supervision, Jordan became the first Saints defensive end to be named an *AP* first-team All-Pro. Jordan's elite season highlighted by 13 sacks, earned him numerous individual accomplishments, including his third Pro Bowl nod, and his first NFC Defensive Player of the Week (Week Six) and NFC Defensive Player of the Month (November) honors.

From 2013-2016, he was the defensive line/recruiting coordinator/run game coordinator at North Carolina State. The 2016 season saw the Wolfpack rank eighth in the FBS in rush defense and lead the ACC, allowing just 108.6 rushing yards per game – the school's best mark since 2004. Junior defensive end Bradley Chubb recorded 22 tackles for loss, fourth in the country, while his 11 sacks were fourth in the ACC and 19th in the nation. He was named second-team All-ACC. A Broyles Award candidate in 2015/2016, given annually to college football's top assistant coach, Nielsen earned this recognition tutoring a Wolfpack defensive line that was part of a defense that ranked 29th in the FBS in opponent net yards

per game. Defensive end Mike Rose was a second-team All-ACC selection after he finished second in the ACC in sacks and ninth in tackles for loss. In the 2018 NFL Draft, four linemen who Nielsen coached in Raleigh; Chubb, B.J. Hill, Justin Jones and Kentavious Street, were all selected.

Nielsen coached at Northern Illinois from 2011-12, including a 2012 season where he was the co-defensive coordinator/defensive line/recruiting coordinator and helped the Huskies to the GoDaddy.com Bowl. Two defensive linemen were first-team All-MAC selections in 2012, Sean Progar and Alan Baxter, while Nabal Jefferson was a National Scholar-Athlete and finalist for the 2012 William V. Campbell Trophy. In 2011, Nielsen coached Progar and Ron Newcomb to All-Mid American Conference honors.

Serving as the defensive line/special teams coach at Tennessee-Martin in 2010, the Skyhawks led the Ohio Valley Conference in total defense. From 2008-09, Nielsen was the defensive coordinator and coached the defensive line and linebackers at Central Connecticut State. In 2009, Central Connecticut won the Northeastern Conference title. Nielsen served as the defensive line coach at the University of Mississippi from 2005-07 under current LSU Head Coach and former Saints assistant Ed Orgeron, following one season at the University of Idaho, where he coached two freshman All-Americans. Rebels defensive linemen led the Southeastern Conference in sacks twice during his three-year stint. Nielsen got his start in coaching as a volunteer assistant at his alma mater, the University of Southern California in 2002.

Nielsen, a Simi Valley, Calif. native who started 30 games at defensive tackle at USC from 1998-2001, finished his college career with 107 career tackles and was voted the team's Defensive Lineman of the Year in 1999. He graduated with a degree in public policy in 2002 and went to training camp with the Philadelphia Eagles. He played for the Arena Football League's Los Angeles Avengers in 2004.

PLAYING CAREER: Southern California, 1997-2001; Los Angeles Avengers (Arena Football League), 2004.

COACHING CAREER: Southern California, 2002, Idaho, 2004; Mississippi, 2005-07; Central Connecticut State, 2008-09; Tennessee-Martin, 2010; Northern Illinois, 2011-12; North Carolina State, 2013-16; New Orleans Saints, 2017-.



BRENDAN NUGENT

Assistant Offensive Line/Run Game

Brendan Nugent, a 15-year coaching veteran, joined the Saints in 2015 and assists the team's offensive staff in all aspects of game preparation, while also working closely with offensive line coach Dan Roushar in tutoring the New Orleans front.

COACHING STAFF

Nugent has assisted with an offensive line that surrendered only 20 sacks apiece in both 2017 and 2018, each season the second-lowest total in the NFL and gave up only 25 in 2019, tied for third-lowest. During the three seasons, eight Pro Bowl selections have come from the Saints offensive line, including three in 2019.


Prior to coming to New Orleans, Nugent served as an offensive quality control coach with the Chicago Bears from 2013-14, following then-Bears Coach Marc Trestman south of the border after serving under him in the CFL in 2012 in Montreal as the Alouettes special teams assistant and offensive quality control coach.

Nugent spent the previous five seasons at William & Mary coaching running backs (2010-2011), tight ends (2007, 2009) and wide receivers (2008). He started in the collegiate coaching ranks in 2005 at Iowa as the Hawkeyes offensive assistant, a position he held for two years. The Hawkeyes participated in the 2005 Out-back Bowl and the 2006 Alamo Bowl during that span.

Nugent received his first coaching job at his alma mater Archbishop Stepinac High School in his hometown of White Plains, N.Y., overseeing the linebackers in 2004. He played linebacker for three seasons at The Catholic University of America in Washington, D.C. Nugent went on to earn his undergraduate degree in political science from Iowa in 2006.

PLAYING CAREER: Catholic University of America, 2001-03.

COACHING CAREER: Archbishop Stepinac (White Plains, N.Y.) High School, 2004; Iowa, 2005-06; William & Mary, 2007-11; Montreal Alouettes (CFL), 2012; Chicago Bears, 2013-14; New Orleans Saints, 2015-.



KEVIN PETRY

Assistant to the Head Coach/
Offensive Assistant

Kevin Petry enters his third season on the coaching staff and first as assistant to the head coach/offensive assistant. In his current role with the Saints, he is responsible for assisting Head Coach Sean Payton in organizing football operations for the club. Petry is responsible for coordinating the Saints' meeting and practice schedules and football calendar and orchestration of team and staff events as well as providing administrative assistance to the coaching and operations staff. He also works with the offensive staff in game planning and preparation.

This will be Petry's eighth year as a member of the Saints organization. During the 2015 and 2016 seasons, he served as a video assistant. From 2012-14 Petry was a member of the team's equipment department.

The Covington native who prepped at St. Paul's High School, graduated from Louisiana State University with a bachelor's degree in sports administration in 2013.

COACHING CAREER: New Orleans Saints, 2017-.



DARREN RIZZI

Special Teams Coordinator

Darren Rizzi was named special teams coordinator for the New Orleans Saints on February 11, 2019. Rizzi brings 27 years of coaching experience, including a ten-season stint with the Miami Dolphins from 2009-18.

Units that Rizzi has coordinated the past nine seasons are ranked first in the NFL over that period with 12 blocked punts and second in the league with 23 total blocked kicks. Since entering the NFL in 2008, five special teams players have been named to six Pro Bowls, including return specialist Deonte Harris and kicker Will Lutz in 2019. He has coached six players to the NFL All-Rookie team in the past seven years, including Harris in 2019. Rizzi's units have served in the top half of NFL writer Rick Gosselin's annual special teams rankings in all nine years that he has served as a coordinator, including first in 2019.

In his first season with New Orleans, Rizzi worked with a special teams group that rose to first in Gosselin's rankings. The special teams featured standout performances from Harris, Lutz, punter Thomas Morstead and defensive back J.T. Gray. For the first time in franchise history, two special teams players were selected to the *Associated Press* All-Pro team (Gray and Harris) and for the second time two were selected to the Pro Bowl (Harris and Lutz). As an undrafted free agent, Harris ranked in the top five in the NFL in both kickoff and punt return average. Lutz set a franchise record by drilling 32 field goals, ranking second in the NFL in scoring (144 points), PATs (48), touchbacks (career-high 74) and third in field goals. Morstead ranked fifth in the NFL in net punting average (43.1) and was named the September NFC Special Teams Player of the Month and twice was selected conference Special Teams Player of the Week. Gray led the Saints with 16 coverage stops, blocked a punt and recovered a fumble on coverage.

Rizzi coordinated the Dolphins special teams efforts from 2011-18, additionally serving as assistant head coach/special teams coordinator from 2015-16 and associate head coach/special teams coordinator from 2017-18.

In 2018, the Dolphins graded out fourth in the NFL in Gosselin's rankings. Kicker Jason Sanders drilled 18-of-20 (90.0 pct.) field goal attempts and was selected to the *PFWA* All-Rookie team selection. He was one of only four NFL kickers to kick

in all of his team's games and miss just two or fewer field goals and one of only four to miss three or fewer kicks. His 90.0 field goal percentage was ranked eighth in the NFL and fifth-best in Dolphins history. Punter Matt Haack's 35 punts inside the 20-yard line ranked fifth in the NFL. Miami was eighth in the NFL in punt return average (10.5 avg.) with Jakeem Grant leading the league (16.3) before being placed on Injured Reserve in Week 13. Seniorise Perry led the Dolphins with 12 coverage tackles.

In 2017, the Dolphins were tied for second in the NFL with three blocked kicks – two field goals and one punt. Kicker Cody Parkey tied a team field goal percentage record by converting 21-of-23 attempts (91.3 pct.), including a 54-yard game-winner in the season opener at the L.A. Chargers (9/17), the longest game-winner in team history. Parkey also successfully converted four onside kicks, the most in NFL history since records date back to 1997. Miami's kickoff coverage unit was the best in the NFL, forcing opponents to start on average at their own 23-yard line after kickoffs. The team graded out at No. 11 in Gosselin's rankings and Pro Football Focus ranked the team's special teams No. 6 in the NFL. Michael Thomas was named PFF's Special Teamer of the Year and led the Dolphins with 11 special teams tackles.

Miami was seventh in Gosselin's rankings in 2016, led the National Football League in opponent gross punting average (41.8 yards per punt) and tied for the league lead with four blocked kicks. Kicker Andrew Franks made the first two game-winning kicks of his career and drilled an important 55-yard field goal at Buffalo (12/24) as the field goal unit was rushing onto the field to tie the game and send it to overtime. The eventual Dolphins win went on to solidify the team's first playoff berth since 2008. Grant and kickoff returner Kenyan Drake each had touchdown returns, becoming the second Dolphins rookie tandem and fourth NFL rookie duo to return a punt and kickoff for a touchdown in the same season. Thomas tied for the NFL lead in special teams tackles (19) and Mike Hull was third (18). Walt Aikens scored the first two-point defensive conversion in team history after he returned a blocked PAT for two points vs. Arizona (12/11). The team finished in the top 10 in several additional special teams units including opponents starting field position following a kickoff (10th/24.4 yard line), own starting field position following a kickoff (8th/25.3 yard line) and opponent net punting average (3rd/37.4 yards per punt).

In 2015, Jarvis Landry earned AFC Special Teams Player of the Week honors for his Week One performance, when he returned a punt 69 yards for a touchdown in a win at Washington. Landry was ranked fourth in the NFL with 356 punt return yards. Matt Darr posted the fourth-best gross punting average (47.6) in team history and earned NFL All-Rookie team honors as his punting average ranked third in the league. Franks was 13-for-16 in field goal attempts as a rookie. The Dolphins ranked in the top 10 in five special teams categories.

In 2014, Rizzi guided a special teams unit that set the team record with three blocked punts in a season. They also added two blocked field goals, giving Miami five blocked kicks on the year, the most since the team blocked seven in 1977. Explosive plays were not limited to the block units as Landry won October AFC Special Teams Player of the Month when he returned five kickoffs for 178 yards (35.6 avg.), with a long of 54 yards. The 35.6 average kickoff return was the second-highest in the NFL in October and was the highest October average in franchise

history. Landry finished the season with a 28.1 kick return average, the fourth-highest in the NFL and tops among rookies.

In 2013, for the third-consecutive season, the Dolphins' special teams were rated among the top eight units in the NFL based on Gosselin's annual rankings. Miami was one of three teams to remain in the top 10 (along with Baltimore and Seattle) in both the 2013 and 2012 rankings. Additionally, from 2011-13, only Miami and Seattle were ranked in the top 10. Rizzi's units were highlighted by the play of Brandon Fields, who earned his first Pro Bowl berth. Fields ranked second in the NFL in punt average (48.8 yards per punt), second in net average (42.4, which was eighth-best in NFL history at the time), tied for third with 33 punts inside the 20-yard line and also recorded the third-longest punt (74 yards) during the season. Fields is one of only two Dolphins punters to be selected to the Pro Bowl, joining Reggie Roby.

The 2012 campaign was built off a strong 2011 season for the Dolphins special teams. Gosselin ranked Miami as one of the top five special teams units in the NFL for the second consecutive year, making the Dolphins the only team in the NFL to rank in the top five during both the 2012 and 2011 seasons, following a second place finish in '11. Fields continued to establish himself as one of the most productive punters in NFL history, leading the league with a 50.2 average, while moving into first place in team history for highest career punting average (46.4), highest-career net punting average (38.7) and second place in NFL history for highest-career punting average (46.4). Newcomer Marcus Thigpen became the first player in team history to return a kickoff (96 yards at Buffalo on 11/5) and a punt (72 yards at Houston on 9/9) for touchdowns in the same season. Thigpen also stood alone as the only player in the NFL to rank in the top five in kickoff return average (27.4) and punt return average (12.2) in 2012. Additionally, Miami became the first NFL team in the last 20 years to block a field goal, block a punt and recover their own onside kick in the same game when the unit accomplished that feat at the New York Jets (10/28).

Rizzi led an impressive 2011 season by the Dolphins special teams. After he took over the special teams in Week 5, the Dolphins improved in almost every major statistical special teams category, including net and gross punt average, punt and kick return average, average drive start and opponent's gross and net punt average. The units showed the biggest improvement of any NFL special teams unit in the NFL from 2010 to 2011 according to the annual special teams report compiled by Gosselin. The improvement saw the Dolphins jump from their 2010 ranking of 24th in the NFL to second in 2011. The 22-place advancement was aided by Carpenter's 13 of 16 in field goals from 40 yards and beyond and Fields' net punting average of 41.1 yards, finishing just behind the special teams units of the San Francisco 49ers.

Rizzi joined the Dolphins with four years of experience as a college head coach, including 2008 at the University of Rhode Island. Prior to taking over the program at URI, Rizzi was an assistant at Rutgers for the previous six seasons (2002-07), where he headed up the Scarlet Knights' special teams units. He also tutored the team's running backs his first three years and the linebackers his final three. In addition, he held the title of assistant head coach from 2004-06 and associate head coach in 2007. In Rizzi's six years at Rutgers, he coached three players who earned first-

COACHING STAFF

team All-Big East honors in special teams including kick returner Nate Jones (2002), kick/punt returner Willie Foster (2005) and punter Joe Radigan (2006). Jones also was named the conference's co-Special Teams Player of the Year in 2002 while Foster was the Big East Special Teams Player of the Year in 2005.

Before his Rutgers stint, Rizzi was head coach at the University of New Haven, where he guided the Chargers to a three-year record of 15-14 from 1999-2001. He was the special teams and linebackers coach at Northeastern University in 1998. He coached at New Haven from 1994-97, where he was defensive coordinator in his final year there, after overseeing the special teams and defensive line his first three. Rizzi began his coaching career as a graduate assistant at Colgate in 1993.

Rizzi played tight end at Rhode Island, where he first walked on in 1988. He went on to tally 160 receptions for 2,426 yards (15.2 avg.) and 15 touchdowns in his collegiate career and was a consensus All-American in 1992. He was signed as a free agent by the Philadelphia Eagles prior to beginning his coaching career.

A native of Hillsdale, N.J. and a graduate of Bergen Catholic High School, Rizzi earned a degree in speech communications from URI in 1992. In 2013, he was inducted into the Bergen Catholic Hall of Fame. A two-sport high school star, he concluded his prep football career with 69 receptions, a school record which stood for 22 years, also excelling as an All-League outfielder for the baseball team.

PLAYING CAREER: Rhode Island, 1989-92.

COACHING CAREER: Colgate, 1993; New Haven, 1994-97; Northeastern, 1998; New Haven (Head Coach), 1999-2001; Rutgers, 2002-07; Rhode Island (Head Coach), 2008; Miami Dolphins, 2009-18; New Orleans Saints, 2019-.



CORY ROBINSON

Defensive Assistant

Cory Robinson, a ten-year coaching veteran joins New Orleans for his first full NFL campaign as a defensive assistant.

Prior to coming to New Orleans, Robinson spent the last four seasons in the college ranks working with defensive backs. The Baltimore native served as defensive passing game coordinator/defensive backs coach at the University of Maryland in 2019, where he also was director of player personnel in 2015. Robinson also took part in a training camp internship with the Saints in 2019.

Prior to his 2019 stint in College Park, Robinson served as passing game coordinator/cornerbacks coach at Rutgers in 2018. He also coached cornerbacks at Toledo (2016) and Temple (2017). In 2017, he helped guide the Owls to a first-

place American Athletic Conference ranking in pass defense as they allowed only 206.8 passing yards per game. Prior to moving into the college ranks in 2015, Robinson coached at two high schools in the Baltimore area from 2009-14.

Robinson was a starting cornerback at Central Connecticut State, earning a bachelor's degree in communications with a minor in business/marketing in 2009. He was also co-founder of Next Level Nation, a Baltimore-based nonprofit that hosted football workouts, among other services for local boys in need of mentorship.

PLAYING CAREER: Central Connecticut State, 2005-08.

COACHING CAREER: Calvert Hall (Baltimore, Md.) High School, 2009-13; St. Frances (Baltimore, Md.) High School, 2014; Toledo, 2016; Temple, 2017; Rutgers, 2018; Maryland, 2019; New Orleans Saints, 2020-.



DAN ROUSHAR

Offensive Line

A 34-year coaching veteran, including two stints as an offensive coordinator, Dan Roushar enters his fifth season as offensive line coach, in his eighth overall year with the New Orleans Saints after tutoring the running backs and tight ends from 2013-15.

In 2019, Roushar coached an offensive line that blocked for an offense that averaged 373.9 yards per game, ninth-most in the league, and 5.9 yards per play, ranked sixth in the NFL. The offensive line's blocking was also a major part in the offense averaging 265.3 passing yards per game, which was the seventh-highest average in the NFL, while surrendering only 25 sacks, tied for the league's third-lowest total. Under Roushar's guidance, Drew Brees and Teddy Bridgewater combined to throw for 36 touchdowns and only six interceptions. Roushar oversaw the development of rookie center Erik McCoy, the club's second round pick, who opened all 16 games and was a consensus all-rookie selection. Right tackle Ryan Ramczyk was a first-team *Associated Press* All-Pro selection, while left tackle Terron Armstead, left guard Andrus Peat and right guard Larry Warford were named to the Pro Bowl.

In 2018, Roushar helped the line block for a rushing attack that was ranked sixth (126.6 avg.) in the NFL and led the league with 26 touchdowns. Despite being forced to use nine different starting offensive linemen due to injuries, the Saints allowed just 20 sacks, ranked second in the NFL. Armstead and Ramczyk were both selected as *AP* All-Pros, while Armstead, Peat, center Max Unger and Warford were named to the Pro Bowl.

In 2017, Roushar played a vital role in the development of Ramczyk, one of the club's first round picks, who ended up playing every offensive snap on the line as

a PFWA All-Rookie selection. The line allowed just 20 sacks, second-fewest in the NFL, even though they opened with six different lineups. They played an instrumental role in blocking for the only offense to finish in the top five in both rushing and passing, second overall in total offense. The run game ranked fifth in the club's most productive season since 1987, grinding out 129.4 yards per game. The 3,094 combined total yards from scrimmage from Mark Ingram and rookie Alvin Kamara was second-most by an NFL running back duo since the start of a 16-game season (1978). The 4,339 combined total yards from scrimmage by Ingram, Kamara and wide receiver Michael Thomas, was the highest total by a skill position trio in club history. Warford was selected to his first Pro Bowl in his first season as a Saint.

In 2016 under Roushar, the Saints front helped the offense finish ranked first in the NFL in net yards per game (426.0) and second in points per game (29.3). The O-line finished tied for sixth in the NFL in fewest sacks allowed (27), even though they had to open with six different combinations, including three left tackles and three left guards. Behind the blocking, quarterback Drew Brees set an NFL single season record in completions (471) and led the league in passing yardage (5,208), earning a Pro Bowl selection. The line also paved the way for running back Ingram to surpass the 1,000-yard mark for the first time in his career. The offense also produced a pair of 1,000-yard receivers.

After tutoring the running backs from 2013-14, Roushar became tight ends coach in 2015 and his position group played an integral role in the NFL's second-ranked offense. As a unit, they combined for 101 receptions for 1,021 yards with 11 touchdowns. In his third season in New Orleans and first as the club's featured tight end, Benjamin Watson set career-highs in both receptions and receiving yardage and tied a career-best in scoring grabs, when he made 74 grabs for 825 yards (11.1 avg.) and six touchdowns. Josh Hill and Michael Hoomanawanui, acquired early in the season in a trade with New England, combined for an additional five touchdowns.

In 2014, Roushar helped guide a running attack that gained 1,818 yards and improved in league rankings from 25th to 13th. Under Roushar's tutelage, Ingram enjoyed a breakout season as he was selected to the first Pro Bowl of his career, leading New Orleans with 964 rushing yards and nine touchdowns.

Under Roushar's guidance in 2013, the Saints running backs helped the team finish ranked fourth in the NFL in offense. Pierre Thomas (77) and Darren Sproles (71) became the first running back duo in franchise history to each record at least 70 receptions, as Thomas led the league among running backs and Sproles ranked fourth. Thomas led the team in rushing with 549 yards and finished with 1,062 total yards from scrimmage. Roushar also helped foster impressive development and late season production out of Ingram and rookie Khiry Robinson, who were the club's leading rushers in the postseason.

Roushar came to New Orleans following a six-year stint at Michigan State, the final two as offensive coordinator/tight ends coach. In 2012, the Spartans enjoyed a productive campaign running the ball as Le'Veon Bell won the Big Ten rushing title with 1,793 yards, the second-highest single-season total in school history, as he was selected first-team All-Big Ten and a first-team All-American by CollegeFootballNews.com. The pass offense ranked fourth in the conference. In Roushar's

first season as coordinator in 2011, the Spartans averaged 31.0 points per game, ranked third in the conference, setting school records for most points (434) and passing yards (3,535), while finishing second in net yardage (5,466). Prior to his promotion to coordinator, Roushar served four seasons as the Spartans' offensive line coach.

In four seasons coaching the Michigan State front, Roushar's linemen earned All-Big Ten recognition on eight occasions. In 2010, the Spartans established their running identity early, rushing for more than 200 yards in five of their first six games. In 2009, his unit surrendered only 14 sacks, the fewest amount of any team in the conference. The previous year, the offensive line blocked for the nation's fourth-leading rusher in Javon Ringer, while allowing only 24 takedowns. Upon his arrival in East Lansing in 2007, Roushar juggled the starting lineup with eight different offensive line combinations, but he led his unit to be one of the most productive in the Big Ten as the Spartans ranked fourth in the conference and 25th in the NCAA in rushing (198.2 yards per game).

Prior to arriving in East Lansing, Roushar served two seasons as offensive line coach at Cincinnati from 2005-06. A two-year letterman as a quarterback at Northern Illinois, he began his coaching career as a student assistant at his alma mater in 1984 and also spent time as an assistant at Butler (offensive coordinator-1986-92), the University of Rhode Island (1993), Ball State (offensive coordinator-1994) and the University of Illinois (1995-96). Roushar then spent six years as offensive line coach/offensive coordinator at Northern Illinois before returning to Champaign for a two-year stint in 2003, serving as offensive coordinator in his final season with the Illini.

PLAYING CAREER: Northern Illinois, 1982-83.

COACHING CAREER: Northern Illinois, 1984; Butler, 1986-92; Rhode Island, 1993; Ball State, 1994; Illinois, 1995-96; Northern Illinois, 1997-2002; Illinois, 2003-04; Cincinnati, 2005-06; Michigan State, 2007-12; New Orleans Saints, 2013-.



JOEL THOMAS

Running Backs

Joel Thomas enters his sixth season as the Saints running backs coach after 15 years of coaching in the college ranks. Since arriving in 2015, the club has led the National Football League with 94 rushing touchdowns.

In the past three seasons, Thomas has helped his players earn four Pro Bowl selections - Mark Ingram II (2017) and Alvin Kamara (2017-19). He's also been the position coach for two seasons of at least 1,500 total yards of scrimmage by Kamara and one by Ingram. Since his debut in 2017, Kamara is only one of three players in the NFL with at

least 4,400 total yards from scrimmage and 35 touchdowns. In total, Thomas' running backs have registered 17 individual 100-yard performances since 2015.

The 2019 season was a success for Thomas as the backfield was headlined by Kamara and newcomer Latavius Murray. Under Thomas' watch, Kamara became the first Saint to have three consecutive seasons of at least 1,300 total yards from scrimmage in his first three seasons and only the second to do so in three consecutive campaigns. Kamara became the only Saints running back selected to three Pro Bowls, the only Saint to be selected in each of his first three seasons. New Orleans also received significant contributions from Murray, who accounted for 872 total yards from scrimmage and six touchdowns.

In 2018, as a team the Saints were sixth in the NFL in rushing (126.6 yards per game). Kamara had a standout sophomore campaign, resulting in his second Pro Bowl berth as he rushed 194 times for a club best 883 yards (4.6 avg.) with a club-record 14 touchdowns. He also caught 81 receptions for 709 yards with four scores for a 1,589 total yards from scrimmage and 18 total touchdowns, tying the franchise record. Ingram rushed 138 times for 645 yards (4.7 avg.) with six touchdowns in 12 games.

In 2017, the duo of Ingram and rookie Kamara produced standout seasons, with both being selected to the Pro Bowl. Ingram appeared in all 16 games for the second consecutive season and led the team with a career-high 1,124 yards rushing and a career-best 12 touchdowns on 230 carries, a 4.9-yard average per attempt. He also added a career-high 58 receptions for 416 yards for a career-high 1,540 total yards from scrimmage. Kamara set a league record for rookie running backs with 826 receiving yards on 81 receptions and five touchdowns, while he led the NFL by averaging 6.1 yards per carry on 120 carries for 728 yards with eight touchdowns, as he led the club with 1,554 total yards from scrimmage and was selected by the *Associated Press* as the NFL Offensive Rookie of the Year and as a second-team All-Pro at the Flex position. The 3,094 combined total yards from scrimmage from Ingram and Kamara was the second-most by an NFL running back duo since the start of a 16-game season in 1978.

Under Thomas' tutelage in 2016, Ingram became the first Saint to record 1,000 yards rushing in a single season since Deuce McAllister (2006). He accumulated 1,043 yards on 205 rushing attempts (5.1 avg.) with six touchdowns and 319 yards on 46 receptions with four touchdowns for 1,362 total yards from scrimmage. His 5.1 yards per carry ranked third in the NFL among rushers with at least 200 carries. Tim Hightower also enjoyed a productive season under Thomas, with his 548 rushing yards marking his most since 2010 and his 200 yards receiving his most since 2009.

In 2015, Thomas tutored Ingram who had a team-best 1,074 total yards from scrimmage, despite missing the last four games with a shoulder injury. Overall, he carried 166 times for a team-best 769 yards (4.6 avg.) with six touchdowns and added 50 receptions for 405 yards. After Ingram was sidelined, Thomas prepared Hightower, who had missed the previous three seasons into duty and he gained 454 total yards from scrimmage and four touchdowns in the final four contests.

Thomas came to New Orleans following a two-year stint in the same position at the University of Arkansas from 2013-14. In those two seasons, tailbacks Jonathan

Williams and Alex Collins both blossomed. In 2014, they were the only pair of Football Bowl Subdivision teammates to rush for 1,000-plus yards. The duo became just the second pair of Razorbacks to accomplish the feat. Collins became just the second player in school history to surpass 1,000 yards in each of his first two seasons and was named SEC Freshman of the Year in 2013.

Thomas spent the four previous seasons (2009-12) as running backs coach at the University of Washington, coaching a 1,000 yard rusher in each, and added the title of associate head coach for offense prior to the 2012 campaign. In his last season, Thomas tutored All-Pac-12 running back Bishop Sankey, ranked third in the Pac-12 and tied for 13th in the NCAA with 16 rushing touchdowns, second-highest single-season in school history, rushing for 1,439 yards, third-highest in Huskies history.

Thomas also has experience as running backs coach at Purdue (2006-08), Idaho (2004-05) and Louisville (2002-03).

In 2007, the Boilermakers led the Big Ten Conference in both the total offense and scoring offense categories. In 2008, they set a school record for fewest fumbles (12) and tailback Kory Sheets rushed for 1,131 yards to become Purdue's first 1,000 yard rusher in six seasons while posting the fourth-highest single-season rushing total in school history, ending his career second on the school's career rushing list with 3,341 yards. Sheets tied the school's single-season rushing touchdowns record with 16 in 2008 and broke the career record (48). Thomas was also at Purdue from 2000-01, as an offensive graduate assistant. In 2000, current Saints quarterback Drew Brees led the NCAA in total offense and won the Maxwell Award as the Boilermakers won the Big Ten and advanced to the Rose Bowl for the first time in 33 years.

In between two stays at Purdue, Thomas served as co-offensive coordinator at Idaho in 2004-05 and as running backs coach at Louisville from 2002-03. In 2003, Louisville averaged 228.2 rushing yards per game to rank tenth in the NCAA with a school-record 5.7 yards per carry average. The 2004 Idaho squad set a school record for completion percentage, and the 2005 team ranked 28th in the country in passing yards per game.

Thomas also gained valuable National Football League coaching experience from two training camp internships, serving one with the Saints in 2012 and one with the Pittsburgh Steelers in 2008.

Thomas lettered at running back at the University of Idaho from 1993-98, where he was a two-time, first-team All-Big West selection and conference Player of the Year as a senior and still holds Vandals career records with 3,929 rushing yards, 51 rushing touchdowns and 765 rushing attempts. He was inducted into the University of Idaho Athletic Hall of Fame in 2008 and earned his bachelor's degree in public communications in 1998.

PLAYING CAREER: Idaho, 1993-98.

COACHING CAREER: Purdue, 2000-01; Louisville, 2002-03; Idaho, 2004-05; Purdue, 2006-08; University of Washington, 2009-12; Arkansas, 2013-14; New Orleans Saints, 2015.



ROB WENNING

Assistant Strength & Conditioning

Rob Wenning enters his 11th season as a member of the club's strength and conditioning staff. He and Charles Byrd help Head Strength and Conditioning Coach Dan Dalrymple in the implementation of the club's strength and conditioning program.

Wenning came to the Saints in 2010 after serving as a strength and conditioning graduate assistant at LSU from 2008-10 where he completed his master's degree in sports management. During his assistantship in Baton Rouge, he served as the primary strength coach for the swimming and diving and men's tennis teams while assisting with the football and baseball programs. Prior to enrolling at LSU, the Coldwater, Ohio native served a football strength and conditioning internship at Ohio State from 2007-08.

Wenning played on the offensive line and at tight end at Findlay (Ohio) from 2003-06, where he received a bachelor's degree in strength and conditioning.

PLAYING CAREER: University of Findlay, 2003-06.

COACHING CAREER: Ohio State, 2007-08; Louisiana State, 2008-10; New Orleans Saints, 2010-.



MICHAEL WILHOITE

Defensive Assistant

Michael Wilhoite enters his second season with the Saints and first as a defensive assistant, after serving as a special teams assistant in 2019.

Under the supervision of Special Teams Coordinator Darren Rizzi and Assistant Special Teams Coach Phil Galiano, Wilhoite helped tutor a Saints kicking game group that finished first in overall National Football League special teams rankings by NFL writer Rick Gosselin.

Originally signed to the San Francisco 49ers practice squad in the final month of the 2011 regular season out of Washburn University after starting his professional career with the Omaha Nighthawks of the United Football League, Wilhoite played six NFL seasons with the 49ers (2012-16) and Seattle Seahawks (2017). He


COACHING STAFF

appeared in 79 career games with 45 starts and posted career totals of 316 tackles, a half-sack, four interceptions, nine passes defended, two forced fumbles, one fumble recovery and 40 special teams stops.

A Topeka, Kansas native, Wilhoite played collegiately at Washburn, where he played safety for six seasons and was selected to play in the Cactus Bowl, the Division II all-star game following his senior campaign in 2010.

PLAYING CAREER: Washburn, 2005-10; Omaha Nighthawks (United Football League), 2011; San Francisco 49ers, 2011-16; Seattle Seahawks, 2017.

COACHING CAREER: New Orleans Saints, 2019-.



D.J. WILLIAMS

Offensive Assistant

D.J. Williams, a former college quarterback, enters his second season with the New Orleans Saints as an offensive assistant, after helping the coaching staff during 2017 training camp and both the club's coaches and football operations in 2018.

Williams graduated from Grambling State in 2015, where he played quarterback for the Tigers from 2011-14, starting contests all four seasons and earning tryouts with several NFL teams following the conclusion of his college career.

D.J. Williams is the son of Washington Senior Vice President of Player Development Doug Williams, who won Super Bowl XXII as their starting quarterback, the pinnacle of his 12-year storied pro playing career, followed by a long tenure in NFL front offices. In 2019, Williams participated in the NFL/Black College Football Hall of Fame Quarterback Coaching Summit in Atlanta, Ga.

PLAYING CAREER: Grambling State, 2011-14.

COACHING CAREER: New Orleans Saints, 2019-.

OWNER

FOOTBALL

ADMINISTRATION

RECORDS

HISTORY



BRIAN YOUNG

Pass Rush Specialist

Brian Young enters his fifth season as the club's pass rush specialist. In his 12th season as a valued member of the New Orleans Saints coaching staff, Young has worked with all of the club's front seven position groups after first breaking into the ranks as a coaching assistant from 2009-11 following the conclusion of a nine-year playing career. He brings nine years of coaching experience and 124 games along the defensive line in the National Football League in this position.

Over the past four seasons, the Saints have improved their sack total from 30 in 2016, to 42 in 2017, to 49 in 2018 and to 51 in 2019, ranked third in the NFL. Defensive end Cameron Jordan has posted 40.5 sacks the past three seasons, ranked third in the NFL and has been selected to the Pro Bowl for each campaign, including posting 15.5 takedowns in 2019, which ranked third. On Thanksgiving night in Atlanta, the Saints tied a franchise record with nine sacks, with Jordan tying the club individual record with four quarterback takedowns.

Young first joined the Saints coaching staff in 2009 after concluding a nine-year NFL playing career, where he appeared in 124 games and had 22.5 sacks and eight fumble recoveries for the St. Louis Rams (2000-03) and the Saints (2004-08). During his five-year playing tenure with the Black and Gold he served as a valuable member of the Saints interior defensive line rotation, starting 58-of-64 contests.

Young played at Texas-El Paso from 1996-99. He was the Western Athletic Conference Defensive Player of the Year as a senior in 1999, when he had a career-high 121 tackles and eight sacks. The El Paso native graduated with a bachelor's degree in criminal justice. He was a 2016 inductee into the El Paso Athletic Hall of Fame and a 2019 inductee into the UTEP Athletics Hall of Fame.


PLAYING CAREER: Texas El-Paso, 1996-99; St. Louis Rams, 2000-03; New Orleans Saints, 2004-08.

COACHING CAREER: New Orleans Saints, 2009-.

PLAYERS



VETERANS



KIKO
ALONSO

54

LB

HEIGHT: 6-3 • WEIGHT: 239
COLLEGE: OREGON
JOINED SAINTS: TR-19 (MIA)
NFL EXPERIENCE: 8
BORN: 8/14/90

NFL CAREER - Kiko Alonso returns for his second season in New Orleans, as he continues to bring a veteran presence to the linebacker group and defense. A former *PFWA* Defensive Rookie of the Year, Alonso was acquired by New Orleans from Miami at the end of the preseason and he played in 13 regular season games, posting 31 tackles (25 solo) and one pass defended. The Los Gatos, Calif. native has played in 86 career games for Buffalo (2013-14), Philadelphia (2015), Miami (2016-18) and New Orleans (2019-) while recording 100+ tackles in four seasons. For his career, he has recorded 588 tackles (369 solo), three sacks, 10 interceptions, 17 passes defended, seven forced fumbles and seven fumble recoveries.

CAREER TRANSACTIONS - Acquired by the Saints from the Dolphins in exchange for LB Vince Biegel, 8/31/19; Re-signed by the Dolphins to a four-year contract, 3/21/17; Acquired by the Dolphins with CB Byron Maxwell and the 13th overall draft pick in the 2016 NFL Draft from the Eagles for the eighth overall pick, 3/9/16; Acquired by the Eagles from Buffalo in exchange for RB LeSean McCoy, 3/10/15; Placed by Buffalo on Reserve/Non Football Injury, 8/26/14; Signed by Buffalo to a four-year contract, 5/15/13; Selected by the Buffalo Bills in the second round (46th overall) of the 2013 NFL Draft.

HONORS - **2013:** *PFWA* NFL Defensive Rookie of the Year and All-Rookie; Pepsi MAX Rookie of the Week (Week Four).

2019 - Played in 13 games with four starts in his first season in New Orleans, posting 31 tackles (25 solo) and one pass defended...Recorded two tackles (one solo) in NFC Wild Card Playoff vs. Minnesota, 1/5/20. **2018** - Started 15 games for the Dolphins in his sixth NFL season...Posted 125 tackles (79 solo) which tied for tenth in the NFL and the most by a Dolphins linebacker since 2012...Added three interceptions, six passes defended, three forced fumbles and one fumble recovery...Was the only NFL player with 100+ tackles, 3+ interceptions and 3+ forced fumbles...Recorded 13 solo tackles and two forced fumbles, making 50th career start at N.Y. Giants, Sept. 16...Finished with 11 tackles (nine solo), a forced fumble and a fumble recovery vs. Chicago, Oct. 14...Recorded seven tackles (four solo) and two passes defended. Picked off QB Sam Darnold and returned it for 14 yards in first quarter vs. N.Y. Jets, Nov. 4. **2017** - Started all 16 games and posted 115 tackles (79 solo), two forced fumbles and one pass defended...Vs. Tennessee, Oct. 8, recorded seven tackles (six solo), one pass defended, one forced fumble and sacked QB Matt Cassel for a loss of seven yards...Recorded five tackles (four solo) and forced one fumble in the fourth quarter vs. Oakland, Nov. 15...

Recorded a season-high 11 tackles at Kansas City, Dec. 24. **2016** – Started 15 games in his first season in Miami and recorded a team-high 115 tackles...Posted four defensive fumble recoveries which tied for first in the National Football League and the most by a Dolphins player since DE Jason Taylor in 2001...Made Dolphins debut at Seattle, Sept. 11, where he recorded 11 tackles (three solo) and had a fumble recovery...At San Diego, Nov. 13, recorded four solo tackles and intercepted QB Philip Rivers with 1:01 left in fourth quarter and returned it 60 yards for a TD to seal Miami's 31-24 win...Recorded 11 tackles (four solo), an interception and a fumble recovery vs. San Francisco, Nov. 27. Became the first Dolphins linebacker since 1993 to recover a fumble and intercept a pass in the same contest...Posted six tackles in AFC Wild Card Playoff at Pittsburgh, 1/8/17. **2015** – Played in 11 games with one start in only season in Philadelphia...Recorded 43 tackles (30 solo), an interception and a pass defended...Made Eagles debut at Atlanta, Sept. 14, where he recorded six tackles and an interception off of QB Matt Ryan in the end zone...Recorded eight tackles vs. Washington, Dec. 26...

Recorded a season-high nine tackles at N.Y. Giants, 1/3/16. **2014** – Missed the entire season due to injury. Placed on Reserve/Non Football Injury on Aug. 26. **2013** – Started all 16 games for Buffalo...Recorded 159 tackles, ranked third in the National Football League and first among rookies...Became eighth linebacker since 1989 to record at least 150 tackles and four interceptions...Added two sacks, four passes defended, two fumble recoveries and one forced fumble...Played all 1,145 of the team's defensive snaps and was one of just three NFL linebackers to do so...Made his NFL debut and recorded nine tackles (five solo), one forced fumble and one fumble recovery vs. New England, Sept. 8...Recorded five tackles and intercepted QB Joe Flacco twice in the second half, including on Baltimore's final offensive drive to seal win vs. Baltimore, Sept. 29...Recorded a career-high 22 tackles which were the 2nd most by an NFL player that season vs. Cincinnati, Oct. 13.

COLLEGE – Three-year letterman at Oregon and one-year starter...Played in 36 career games with 17 starts and amassed 143 tackles (99 solo), 3.5 sacks, six interceptions, nine passes defended, three forced fumbles and two fumble recoveries...As senior, started 12 games and finished with 81 tackles, a sack and four interceptions...In junior campaign, played in 12 games with five starts and recorded 46 tackles, two interceptions and 2.5 sacks...Named Rose Bowl Defensive Player of the Game with five tackles, one interception and 1.5 sacks vs. Wisconsin.

PERSONAL – Prepped at Los Gatos (Calif.) HS...Helped team win league title...Recorded 150 tackles, 27 sacks and 35 interceptions returned for 559 yards as a senior...Defensive first-team All-Northern California selection...Has previously hosted offseason youth football camps in Puerto Rico...Has made multiple mission trips to Puerto Rico to help with hurricane relief efforts...Brother, Carlos, was drafted by MLB's Philadelphia Phillies, reaching the Triple A level in their minor league system...Born to a Colombian mother and Cuban father, who's a Tulane University graduate...Speaks Spanish fluently...Born August 14, 1990 in Newton, Mass.

VETERANS

KIKO ALONSO

Year	Team	GP	GS	Tot	TACKLES			Yds	INTERCEPTIONS					FUMBLES		
					Solo	Asst	Sk		No	Yds	Lg	TD	PD	FF	FR	Yds
2013	Buffalo	16	16	159	87	72	2.0	17.0	4	38	32	0	4	1	2	13
2014	Buffalo	RESERVE/NON-FOOTBALL INJURY														
2015	Philadelphia	11	1	43	30	13	0.0	0.0	1	0	0	0	1	0	0	0
2016	Miami	15	15	115	69	46	0.0	0.0	2	70	60t	1	4	1	4	2
2017	Miami	16	16	115	79	36	1.0	0.0	0	0	0	0	1	2	0	0
2018	Miami	15	15	125	79	46	0.0	0.0	3	30	15	0	6	3	1	0
2019	New Orleans	13	4	31	25	6	0.0	0.0	0	0	0	0	1	0	0	0
NFL Totals		86	67	588	369	219	3.0	17.0	10	138	60t	0	17	7	7	15

CAREER HIGHS: Tackles – 22, vs. Cincinnati (10/13/13); Sacks – 1 (3x), last vs. Tennessee (10/8/17); Interceptions – 2, vs. Baltimore (9/29/13); Passes Defensed – 2 (3x), last vs. N.Y. Jets (11/4/18); Forced Fumbles – 2, at N.Y. Jets (9/6/18); Fumble Recoveries – 1 (7x) last vs. Chicago (10/14/18)

POSTSEASON

Year	Team	GP	GS	Tot	TACKLES			Yds	INTERCEPTIONS					FUMBLES		
					Solo	Asst	Sk		No	Yds	Lg	TD	PD	FF	FR	Yds
2016	Miami	1	1	6	5	1	0.0	0.0	0	0	0	0	0	0	0	0
2019	New Orleans	1	0	2	1	1	0.0	0.0	0	0	0	0	0	0	0	0
NFL totals		2	1	8	6	2	0.0	0.0	0	0	0	0	0	0	0	0

POSTSEASON CAREER HIGHS: Tackles – 6, at Pittsburgh (1/8/17); Solo Tackles – 5, at Pittsburgh (1/8/17).



ALEX
ANZALONE

47

LB

HEIGHT: 6-3 • WEIGHT: 241
COLLEGE: FLORIDA
JOINED SAINTS: D3B-17
NFL EXPERIENCE: 4
BORN: 9/22/94

NFL CAREER – A tall, lean, muscular athlete with the ability to play multiple positions, Anzalone has made an impact for New Orleans since being drafted in third round of the 2017 NFL Draft (76th overall) out of Florida. In 2019, Anzalone's season was cut short due to a shoulder injury. He appeared in two games recording seven solo tackles and one sack before being placed on Injured Reserve. Overall, in three seasons he has appeared in 22 games with 11 starts on the inside and the outside, posting 82 tackles (63 solo), four sacks, one interception, three passes defensed and three forced fumbles. The talented linebacker looks to bounce back in 2020.

CAREER TRANSACTIONS – Placed on Injured Reserve, 9/16/19; Placed on Injured Reserve, 10/4/17; Signed to a four-year contract, 6/02/17; Selected in the third round (76th overall) of the 2017 NFL Draft.

2019 – Vs. Houston, Sept. 9, played on both defense and on special teams, finishing with five solo tackles and a sack...At L.A. Rams, Sept. 15, played on de-

fense and special teams, finishing with two solo tackles...Placed on Injured Reserve, Sept.16. **2018** - Played in all 16 regular season games with seven starts and appeared in both postseason contests with one start...Finished with 59 tackles (45 solo), two sacks, a two-yard interception return, two passes defended and three forced fumbles...Added three stops (one solo) in postseason...Vs. Tampa Bay, Sept. 9, started at WLB and recorded four tackles (three solo) and a forced fumble...At Atlanta, Sept. 23, started at MLB and posted one solo tackle...At N.Y. Giants, Sept. 30, started at MLB and posted six stops...Vs. Washington, Oct. 8, saw action on defense and special teams and recorded a tackle...At Minnesota, Oct. 28, played on defense and special teams, finishing with five tackles (four solo) and his first career forced fumble...Vs. L.A. Rams, Nov. 4, played on defense and special teams. Recorded five tackles (three solo), one pass defended, and his first career interception with 1:06 left in second quarter...At Cincinnati, Nov. 11, started at MLB, tied for team lead with five tackles (four solo) and added a sack for a nine-yard loss...Vs. Philadelphia, Nov. 18, played on defense and special teams and recorded three tackles (two solo)...Vs. Atlanta, Nov. 22, started at MLB, finishing with a career-high six solo tackles, one pass defended, and a forced fumble right before the end of the first half...At Dallas, Nov. 29, started at MLB and finished with five tackles (three solo)...At Tampa Bay, Dec. 9, played on defense and special teams, recording two solo tackles...At Carolina, Dec. 17, played on defense and special teams, finishing with four tackles (three solo)...Vs. Pittsburgh, Dec. 23, played on defense, finishing with four total tackles (three solo) and one sack...Vs. Carolina, Dec. 30, started at MLB and led team with six tackles (five solo)...Made first career playoff start at MLB in NFC Divisional Playoff vs. Philadelphia, 1/13/19, finishing with an assisted tackle...Played on defense and special teams in the NFC Championship, vs. L.A. Rams, 1/20/19, recording two tackles (one solo). **2017** - Started the first four games at WLB and posted 16 tackles, one sack, and one pass defended, before being placed on Injured Reserve, Oct. 4...In his NFL regular season debut at Minnesota, Sept. 11, recorded three tackles (two solo) and one pass defended...Recorded five tackles (four solo) and one sack vs. New England, Sept. 17...In the victory at Carolina, Sept. 24, recorded a career-high seven tackles (four solo)...Recorded a solo tackle at Miami in Wembley Stadium, Oct. 1, before leaving game in the first quarter (shoulder).

COLLEGE - Played in 32 career games at the University of Florida with ten starts and finished his college career with 75 tackles, three sacks, two passes defended and a fumble recovery...As senior, ranked third on Gators with 53 tackles in 2016, starting first eight games before suffering season-ending broken forearm at Arkansas...Also tallied three sacks, two passes defended and a fumble recovery...Named to SEC Academic Honor Roll...As junior, started the first two games of the season before suffering season-ending shoulder injury, registering six tackles...Named to the SEC Academic Honor Roll...As sophomore played in all 12 games as a backup linebacker and on special teams...Totaled 14 tackles with one stop for loss...Earned the team's Chris Patrick Courage Award and named to the SEC Academic Honor Roll...Battled through injuries as a freshman to play in ten games and totaled two stops.

PERSONAL - Helped Wyomissing (Pa.) HS to its first Class AA state championship in 2012, finishing 16-0, a school single-season record for wins...Selected to 2013 Under Armour All-American Game...Finished his senior year with over 1,000 rushing yards and 30 TDs and registered over 100 tackles...Earned a spot

VETERANS

on the 247Sports Class of 2013 All-America team...Named as the 2012 Class AA Player of the Year as part of Pennsylvania Sports Writers All-State team...As a junior, was named first-team All-State, All-Region and All-County...In 2011, ran for over 900 yards and scored 13 touchdowns and was named to the All-State team...Active in local efforts to encourage dog adoption....Born Sept. 22, 1994.

ALEX ANZALONE

Year	Team	GP	GS	Tot	TACKLES			Yds	INTERCEPTIONS					FUMBLES		
					Solo	Asst	Sk		No	Yds	Lg	TD	PD	FF	FR	Yds
2017	New Orleans	4	4	16	11	5	1.0	4.0	0	0	0	0	1	0	0	0
2018	New Orleans	16	7	59	45	14	2.0	10.0	1	2	2	0	2	3	0	0
2019	New Orleans	2	0	7	7	0	1.0	6.0	0	0	0	0	0	0	0	0
NFL Totals		22	11	82	63	19	4.0	20.0	1	2	2	0	3	3	0	0

CAREER HIGHS: Tackles – 7, at Carolina (9/24/17); Solo Tackles – 6, vs. Atlanta (11/22/18); Sacks – 1 (4x), last vs. Houston (9/9/18); Interceptions – 1, vs. L.A. Rams (11/4/18); Passes Defensed – 1 (3x), last vs. Atlanta (11/22/18); Forced Fumbles – 1 (3x), last vs. Atlanta (11/22/18); Fumble Recoveries – 0; Special Teams Tackles – 0

POSTSEASON

Year	Team	GP	GS	Tot	TACKLES			Yds	INTERCEPTIONS					FUMBLES		
					Solo	Asst	Sk		No	Yds	Lg	TD	PD	FF	FR	Yds
2018	New Orleans	2	1	3	1	2	0.0	0.0	0	0	0	0	0	0	0	0
NFL totals		2	1	3	1	2	0.0	0.0	0	0	0	0	0	0	0	0

POSTSEASON CAREER HIGHS: Tackles – 2, vs. L.A. Rams (1/20/19); Solo Tackles – 1, vs. L.A. Rams (1/20/19).



TERRON ARMSTEAD

72

T

HEIGHT: 6-5 • WEIGHT: 304
COLLEGE: ARKANSAS PINE-BLUFF
JOINED SAINTS: D3A-13
NFL EXPERIENCE: 8
BORN: 7/23/91

NFL CAREER – A third round draft pick in 2013, Armstead took over starting left tackle duties in Week 16 as a rookie and has not looked back, opening every game at the position he has appeared in since. In 2019, he opened 15 regular season contests and the NFC Wild Card Playoff at left tackle, as he was selected to the Pro Bowl for the second consecutive campaign. Armstead blocked for what was tied for the NFL's third-ranked scoring offense and helped the Black and Gold reach the postseason for the third consecutive time. Overall, he has appeared in 75 regular season games with 71 starts, opening all seven postseason appearances.

CAREER TRANSACTIONS – Placed on Injured Reserve, 12/14/16; Signed to a five-year contract extension, 5/3/16; Signed to a four-year contract, 5/9/13; Selected by New Orleans in the third round (75th overall) of the 2013 NFL Draft.

HONORS – **2019:** Pro Bowl; Saints Man of the Year (Team nominee for Walter

Payton Man of the Year award); **2018:** Pro Bowl (starter); Second-team *Associated Press* and *Pro Football Focus* All-Pro; *The Sporting News* All-Pro; *PFWA* All-NFC; Ford Tough Offensive Line of the Week (Week Ten, Offensive Line).

2019 - Started 15 regular season games and NFC Wild Card Playoff contest at left tackle for a team tied for third in the NFL in points per game, Inactive for Thanksgiving night contest vs. Atlanta (ankle)...vs. Arizona, Oct. 27, part of a line that blocked for RB Latavius Murray rushing for 100 yards for the second straight week, while not giving up a sack. **2018** - Started ten regular season games and two postseason contests at left tackle for NFL's third ranked scoring offense, missing six games (pectoral)... vs. N.Y. Giants, Sept. 30, part of a line that blocked for RB Alvin Kamara rushing for a career-high 134 yards and career-best three rushing touchdowns...Vs. L.A. Rams, Nov. 4, blocked for an offense that did not surrender a sack for second consecutive week and gained 487 total net yards...In NFC Divisional Playoff vs. Philadelphia, 1/13/19, paved way for a rushing attack that recorded 137 yards. **2017** - Started ten regular season games at left tackle for the National Football League's second-ranked offense and the only team to be ranked in the top five both in rushing and passing, missing six games with injuries...Inactive for the first four contests of the season following shoulder surgery in June...Made 2017 debut vs. Detroit, Oct. 15, blocking for a run game that gained 193 yards as part of a line that didn't surrender a sack...At Green Bay, Oct. 22, blocked for a productive running game as RB Mark Ingram II surpassed the 100 yard mark for the second consecutive week...At Buffalo, Nov. 12, blocked for a running game that gained 298 yards and a club-record six touchdowns, sealing a key block for a Drew Brees rushing TD...Vs. Washington, Nov. 19, blocked for a 160-yard rushing performance, including 134 from Ingram...Had a fumble recovery at L.A. Rams, Nov. 26, left the game in the fourth quarter (hamstring) and did not return, which caused him to miss next the contest...Vs. Atlanta, Dec. 24, left game in the second quarter (thigh) and did not return...At Tampa Bay, Dec. 31, Inactive (thigh)...Started both postseason games. **2016** - Started seven games at left tackle for the NFL's top-ranked offense, missing nine games (knee and quad)...In opener vs. Oakland, Sept. 11, blocked for an offense that gained 507 total net yards...Inactive (knee) in games three-five...At Kansas City, Oct. 23, returned from absence...Vs. Seattle, Oct. 30, blocked for an offense that produced season's first 100-yard rusher for the Saints in RB Tim Hightower...At San Francisco, Nov. 6, left game in first quarter (left leg) and did not return...Vs. L.A. Rams, Nov. 27, returned after being declared inactive the previous two contests...After missing Dec. 4 contest vs. Detroit, returned to lineup at Tampa Bay, Dec. 11. **2015** - Started at left tackle in all 13 games he played in for the NFL's second-ranked offense, missing three contests (knee)...At Indianapolis, Oct. 25, blocked for a unit that gained season-high 183 yards rushing...Vs. N.Y. Giants, Nov. 1, blocked for an offense that gained 608 total net yards and didn't surrender a sack...Vs. Jacksonville, Dec. 27, blocked for an offense that gained 537 total net yards and surrendered only one sack...Missed the season finale at Atlanta, 1/3/16 with a knee injury. **2014** - Started the first 14 games at left tackle before a neck injury sidelined him for the last two contests...Blocked for a rushing attack that through the first 14 games that he appeared in was ranked ninth in the NFL. **2013** - Played in six regular season games, starting the last two at left tackle position he took over, where he also opened both playoff contests...Replaced Charles Brown in the lineup at Carolina, Dec. 22...In the final regular season game and two playoff contests, part of an offensive line that gave up only four sacks and averaged 129.7 yards per game rushing.

COLLEGE – Competed in football and track and field at Arkansas-Pine Bluff... Played in 37 career games, starting his final 32 contests at left tackle... Totaled 314 knockdowns, also working to become an eight-time champion for the track and field team and earned All-Southwestern Athletic Conference and All-American honors as a senior... Stood out at the Senior Bowl and impressed scouts by running the fastest 40-yard dash time (4.71) by an offensive lineman in the history of the NFL Scouting Combine... Named to FCS All-American first-team as senior and was a member of the All-American Sleeper Team compiled by *The NFL Draft Report*, earning All-SWAC honors for the third consecutive season... Opened all 12 games at left tackle and recorded 118 knockdowns and 47 TD-resulting blocks to help his team finish 10-2... Part of a line that only allowed 23 sacks and led league in rushing (200.3 ypg)... Helped offense reach over 500 yards in three contests... Named by coaches to the All-SWAC first-team as junior as he opened 10 games at left tackle and produced 90 knockdowns and 10 TD-resulting blocks, ranked first for blocking efficiency in FCS... As sophomore, opened ten games at left tackle and received All-SWAC first-team in first year as starter... Blocked for an offense ranked second in SWAC (385.2 ypg)... Part of line that allowed only 28 sacks and paved the way for four outputs of more than 450 yards... As freshman, played in five contests while being subbed in and out with the first and second teams... Majored in industrial technology with an emphasis in technology engineering.

PERSONAL – Attended Cahokia (Ill.) HS... Grew from a 6-2, 250-pound lineman as a junior to 6-4, 300-pounds as senior... Led Comanches to 11-2 record and league title as All-Southern Seven Conference and All-Class 5A selection as senior... Competed in track and field... Named the *Belleville News-Democrat* Class 1A-2A Track and Field Athlete of the Year, earning an Illinois state title... Hosted a “Day of Sport” event in December in the Ochsner Sports Performance Center indoor field, putting over 200 children through various fitness drills, ending with a yoga session... Has co-hosted a back to school supplied giveaway with teammate Cameron Jordan at a local department store the past two years... Played in former teammate Tim Lelito’s charity softball game in 2016 and co-hosted the Black and Gold event to benefit Team Gleason and Son of a Saints with former teammate A.J. Klein in 2019... Participated in the 2016 “Greasing of the Poles” event to commemorate the start of Mardi Gras... Has visited with patients at Ochsner Medical Center’s Tom and Gayle Benson Cancer Center... Along with his fellow teammates, has donated funding and helped distribute 1,000 Thanksgiving meals annually to local families in need at the Dryades YMCA since 2013... Made an NFL Play 60 Super School visit at Green Park Elementary in December, 2013, participating with students during their Play 60 Ultimate Physical Education Class... Participated in a Saints Junior Training Camp at Airline Park Academy in Metairie in the 2014 offseason... In the process of constructing a community center in his hometown of Cahokia... Born July 23, 1991 in Belleville, Ill.

TERRON ARMSTEAD

Games Played/Started: New Orleans – (2013, 6/2); (2014, 14/14); (2015, 13/13); (2016, 7/7); (2017, 10/10); (2018, 10/10); (2019, 15/15) **Totals: 75/71**

POSTSEASON

Games Played/Started: New Orleans – (2013, 2/2); (2017, 2/2); (2018, 2/2); (2019, 1/1) **Totals: 7/7**



JOHNSON
BADEMOSI

29

CB

HEIGHT: 6-0 • WEIGHT: 219
COLLEGE: STANFORD
JOINED SAINTS: FA-19
NFL EXPERIENCE: 9
BORN: 7/23/90

NFL CAREER - This veteran defensive back joined the New Orleans defense in the 2019 midseason with a wealth of knowledge and experience and returns in 2020. Bademosi will provide depth to a young secondary and also contribute on special teams, where he has excelled on the coverage units for all six teams he has played for. In his eight-year NFL career, he has appeared in 120 regular season games with six starts and has recorded 56 total tackles (45 solo), one interception, nine passes defensed, two fumble recoveries and 84 coverage stops.

CAREER TRANSACTIONS - Re-signed by Saints, 4/23/20; Placed by Saints on Injured Reserve, 12/16/19; Signed by Saints, 10/23/19; Released by Dolphins, 10/14/19; Traded to Miami Dolphins along with 2020 and 2021 first-round picks, a 2021 second-round pick and T Julien Davenport in exchange for T Laremy Tunsil, WR Kenny Stills, a 2020 fourth-round pick and a 2021 sixth-round pick, 8/31/19; Signed to a two-year contract by Houston Texans (UFA-NE), 3/16/18; Traded to New England Patriots for a sixth-round draft pick, 9/2/17; Signed by Detroit Lions (UFA-Cle.), 3/11/16; Re-signed by Browns, 4/20/15; Signed by Cleveland Browns as a college free agent, 5/9/12.

HONORS - **2012:** PFWA All-Rookie (Special Teams).

2019 - Played the first four games of the season with Miami and recorded four total tackles and one special teams stop. After signing with New Orleans at mid-season, played in six contests and posted a coverage stop. **2018** - Saw action in all 16 games of the regular season for the Houston Texans playing a primary role on special teams with eight tackles, adding one defensive tackle and one fumble recovery...Made his Texans debut vs. New England, Sept. 9...Downed a punt inside the two-yard line and two plays later the Texans recovered a fumble in the end zone for the Texans' first score of contest at Indianapolis, Sept. 30...Recorded a defensive tackle and one special teams stop vs. Tennessee, Nov. 26...Recorded two special teams stops vs. Jacksonville, Dec. 30...Contributed on special teams in Wild Card Playoff vs. Indianapolis, 1/5/19. **2017** - Played in all 16 games with three starts for Patriots. Recorded a career-high 20 tackles (15 solo) and one pass defense, while adding seven special teams stops...Appeared in both the AFC Championship game and Super Bowl LII...Recorded one special teams tackle in Super Bowl LII. **2016** - Played in all 16 games with three starts for Detroit. Recorded 18 total tackles, one interception and five passes defensed. Made his Lions debut contributing on special teams with one tackle at Indianapolis, Sept. 11...Registered one special teams tackle at Green Bay, Sept. 25...Played as a primary defensive back in a Week 7 victory against Washington and finished with five tackles and one pass defensed, Oct. 23...Earned his first career start and recorded his first career interception at Houston, Oct. 30...Started at cornerback for a second straight game and finished with three total tackles and a

VETERANS

pass defended at Minnesota, Nov. 6...Registered one tackle on special teams in the Wild Card Playoff at Seattle, 1/7/17. **2015** - Made 17 special teams stops, fourth-consecutive season with at least 10...Recorded four tackles vs. Arizona, Nov. 1. **2014** - Played in 14 games and led team in special teams stops (12)...Helped Browns finish second in the NFL in kickoff coverage and eighth in punt coverage...Posted three special teams tackles and downed two punts inside the 10-yard line vs. Indianapolis, Dec. 7. **2013** - Played in all 16 games for second consecutive season as a special teams contributor, recording an NFL-high 17 total special teams tackles...Posted at least one tackle in 10 games, including recording three twice with three at Kansas City, Oct. 27, and at New England, Dec. 8. **2012** - In rookie season with Cleveland, saw action in all 16 games and led team in special teams tackles (18)...Earned *PFWA* All-Rookie (special teams) en route to helping Cleveland rank second in NFL in kickoff coverage...Posted three special teams tackles at N.Y. Giants, Oct. 7.

COLLEGE - Played four seasons (2008-11) at Stanford. Recorded 122 total tackles (98 solo), two forced fumbles and one interception in 48 career games for the Cardinal. Also lettered in track and field.

PERSONAL - Attended Gonzaga (Washington, D.C.) HS, where he played primarily cornerback and safety/linebacker, while also returning kicks. Earned first-team All-Washington Catholic League honors and was a *Washington Post* All-Metro selection as a senior...Played four sports in high school, including rugby, wrestling and track, in addition to football.

JOHNSON BADEMOSI

Year	Team	GP	GS	Tot	TACKLES			Yds	INTERCEPTIONS					FUMBLES		
					Solo	Asst	Sk		No	Yds	Lg	TD	PD	FF	FR	Yds
2012	Cleveland	16	0	3	3	0	0.0	0.0	0	0	0	0	1	0	0	0
2013	Cleveland	16	0	0	0	0	0.0	0.0	0	0	0	0	0	0	0	0
2014	Cleveland	14	0	0	0	0	0.0	0.0	0	0	0	0	0	0	0	0
2015	Cleveland	16	0	10	8	2	0.0	0.0	0	0	0	0	2	0	1	0
2016	Detroit	16	3	18	16	2	0.0	0.0	1	3	3	0	5	0	0	0
2017	New England	16	3	20	15	5	0.0	0.0	0	0	0	0	1	0	0	0
2018	Houston	16	0	1	0	1	0.0	0.0	0	0	0	0	0	0	1	0
2019	Miami	4	0	4	3	1	0.0	0.0	0	0	0	0	0	0	0	0
2019	New Orleans	6	0	0	0	0	0.0	0.0	0	0	0	0	0	0	0	0
NFL Totals		120	6	56	45	11	0.0	0.0	1	3	3	0	9	0	2	0

ADDITIONAL STATISTICS: Special Teams Tackles - (2012, 18); (2013, 17); (2014, 12); (2015, 17); (2016, 3); (2017, 7); (2018, 8); (2019, 2) **Total: 84.**

CAREER HIGHS: Tackles - 8, vs. Atlanta (10/22/17); **Interceptions** - 1, at Houston (10/30/16); **Passes Defended** - 2, at Houston (10/30/16); **Fumble Recoveries** - 1 (2x), last at New England (9/9/18); **Special Teams Tackles** - 4, vs. Baltimore (11/30/15).

POSTSEASON

Year	Team	GP	GS	Tot	TACKLES			Yds	INTERCEPTIONS					FUMBLES		
					Solo	Asst	Sk		No	Yds	Lg	TD	PD	FF	FR	Yds
2016	Detroit	1	0	0	0	0	0.0	0.0	0	0	0	0	0	0	0	0
2017	New England	2	0	0	0	0	0.0	0.0	0	0	0	0	0	0	0	0
2018	Houston	1	0	0	0	0	0.0	0.0	0	0	0	0	0	0	0	0
NFL totals		4	0	0	0	0	0.0	0.0	0	0	0	0	0	0	0	0

ADDITIONAL STATISTICS: Special Teams Tackles - (2016, 1); (2017, 1) **Total: 2.**

POSTSEASON CAREER HIGHS: Special Teams Tackles - 1 (2x), last vs. Philadelphia (2/4/18).



DREW BREES

9

QB

HEIGHT: 6-0 • WEIGHT: 209

COLLEGE: PURDUE

JOINED SAINTS: UFA-06 (SD)

NFL EXPERIENCE: 20

BORN: 1/15/79

NFL CAREER - Few players in the era of NFL free agency can rival the impact that Drew Brees has made on the Saints since arriving in 2006 from the San Diego Chargers - leading the team to victory in Super Bowl XLIV and being named the contest's MVP, earning *Associated Press* NFL Offensive Player of the Year honors twice, *Sports Illustrated* Sportsman of the Year and *Associated Press* Male Athlete of the Year in 2010, being named to the Pro Bowl a club record 12 times and shattering league passing records. He ranks among the league's elite quarterbacks, becoming the first player in NFL history to pass for over 4,000 yards in 12-straight campaigns - including an NFL-record five 5,000-yard passing seasons. Brees has also set single-season NFL records since joining the Saints in 300-yard passing games (13, 2011), completions (471, 2016) and completion percentage (74.4%, 2018). His streak of 54 consecutive games with at least one touchdown pass from 2009-12 shattered a mark that had stood since 1960. After breaking the NFL's all-time completions and passing yardage records in 2018, Brees became the NFL's all-time career passing touchdowns recordholder in 2019, completing 281-of-378 passes (74.3%) for 2,979 yards with 27 touchdowns, only four interceptions and a career-high 116.3 passer rating in 11 starts. Brees finished the regular season ranked first in the National Football League in completion percentage, second in passer rating and fourth in fourth quarter passer rating (110.2). He owns five of the top six completion percentage totals in NFL record books. Also, broke the NFL's single game completion record completing 29 of 30 passes (96.7%). Brees' record as a starter for the Saints is 133-83 (.616) in the regular season and 8-7 in the post-season, easily making him the winningest signal-caller in all-time team annals. Brees also has thrown for over 300 yards in a league-record 120 games, including a league-best 16 contests with over 400. Overall, in his 19-year NFL career, he's completed 6,867-of-10,161 passes (67.6%) for 77,416 yards, 547 touchdown passes and a 98.4 passer rating. He's the NFL's all-time record holder in career touchdown passes, completions, yardage, completion percentage and ranks third in passer rating. A pillar of the community, he's also received numerous accolades and awards for taking a leadership role off the field in the Gulf South.

CAREER TRANSACTIONS - Signed to a contract extension by the New Orleans Saints, 9/7/16; Agreed to terms with the Saints on a five-year contract, 7/13/12; Designated Exclusive Rights Franchise Player by the Saints, 3/3/12; Signed to a six-year contract with the Saints (UFA-SD), 3/16/06; Re-signed by the San Diego Chargers to a one-year contract as Franchise Player, 3/4/05; Designated Franchise Player by San Diego, 2/22/05; Signed by San Diego to a four-year contract, 8/7/01; Selected by San Diego in the second round (32nd overall) of 2001 NFL Draft.

HONORS – 2019: Pro Bowl; NFC Offensive Player of the Month (December); FedEx Air Player of the Week (Week 15). **2018:** Pro Bowl (starter); Second-team Associated Press and Pro Football Focus All-Pro; PFWA All-NFC; *The Sporting News* All-Pro; Committee of 101 NFC Offensive Player of the Year; NFC Offensive Player of the Month (November); NFC Offensive Player of the Week (Weeks 3 and 5); FedEx Air Player of the Week (Weeks 3, 5, 9 and 11); Art Rooney Sportsmanship Award. **2017:** Pro Bowl; Castrol Edge Clutch Performer of the Year; Castrol Edge Clutch Performer of the Week (Week 11). **2016:** Pro Bowl; FedEx Air Player of the Week (Weeks 6, 9 and 12). **2015:** Castrol Edge Clutch Performer of the Year; NFC Offensive Player of the Week (Weeks 4 and 8); FedEx Air Player of the Week (Weeks 8 and 16); Castrol Edge Clutch Performer of the Week (Week 8). **2014:** Pro Bowl; NFC Offensive Player of the Week (Week 13). **2013:** Pro Bowl (captain); PFWA All-NFC; NFC Offensive Player of the Week (Weeks 4, 8 and 17); FedEx Air Player of the Week (Weeks 4, 8, 10 and 17). **2012:** Pro Bowl; NFC Offensive Player of the Week (Week 5); GMC Never Say Never Moment of the Week (Week 5); FedEx Air Player of the Week (Week 7). **2011:** Pro Bowl; AP NFL Offensive Player of the Year; *Sports Illustrated* NFL Offensive Player of the Year (Peter King); FedEx Air Player of the Year; Committee of 101 NFC Offensive Player of the Year; Bart Starr Award; *Sports Illustrated* (Peter King) All-Pro; Second-team AP All-Pro; NFC Offensive Player of the Month (December/January); GMC Never Say Never Moment of the Week (Week 3); NFC Offensive Player of the Week (Weeks 7, 12 and 16); FedEx Air Player of the Week (Weeks 12 and 16). **2010:** Pro Bowl; *Sports Illustrated* Sportsman of the Year; AP Male Athlete of the Year; *The Sporting News* 100 Greatest Players (No. 2). **2009:** Super Bowl XLIV MVP; Pro Bowl starter; *The Sporting News* Offensive Player of the Year; Maxwell Club Player of the Year; NFL Alumni – Quarterback of the Year; Committee of 101 NFC Offensive Player of the Year; PFWA Good Guy Award; *The Sporting News* 100 Greatest Players (No. 18); *The Sporting News* All-Pro; Second-team AP All-Pro; FedEx Air Player of the Year; USA Football All-Fundamentals Team; NFC Offensive Player of the Month (September); NFC Offensive Player of the Week (Weeks 1, 6 and 12); FedEx Air Player of the Week (Weeks 1, 2 and 6). **2008:** Pro Bowl; AP NFL Offensive Player of the Year; FedEx Air Player of the Year; Committee of 101 NFC Offensive Player of the Year; *Sports Illustrated* (Peter King) All-Pro; *The Sporting News* All-Pro; *Pro Football Weekly*/PFWA All-NFC; Second-team AP All-Pro; NFC Offensive Player of the Month (September); NFC Offensive Player of the Week (Weeks 6, 8 and 12); FedEx Air Player of the Week (Weeks 8 and 12). **2007:** *Pro Football Weekly*/PFWA Arthur S. Arkush Humanitarian Award; NFC Offensive Player of the Week (Weeks 8 and 14). **2006:** Pro Bowl starter; Walter Payton NFL Man of the Year (co-winner); AP All-Pro; Maxwell Club Player of the Year; Committee of 101 NFC Offensive Player of the Year; PFWA George Halas Award; *Pro Football Weekly*/PFWA All-Pro & All-NFC; *The Sporting News* All-Pro; *USA Today* All-Pro; *Sports Illustrated* (Dr. Z) MVP; NFL FedEx Air Player of the Year; NFC Offensive Player of the Week (Weeks 9 and 14); FedEx Air Player of the Week (Weeks 9, 12 and 14); Jim Finks Good Guy Award (cooperation with local media). **2005:** AFC Offensive Player of the Week (Week 4); FedEx Air NFL Player of the Week (Week 9). **2004:** Pro Bowl; Comeback Player of the Year (AP, FoxSports.com and *Dallas Morning News*); Most Improved Player (CBSSport-sline.com, *Pro Football Weekly* and *Sports Illustrated*); *Football Digest* and *College & Pro Football Newsweekly* All-Pro (second-team); AFC Offensive Player of the Week (Week 8); FedEx Air NFL Player of the Week (Weeks 8 and 9).

2019 - Selected by teammates as one of six season-long captains. Played in his club-record 14th season as a Saint, started 11 regular season games and completed 281-of-378 passes (74.3%) for 2,979 yards with 27 touchdowns, four interceptions and a career-high 116.3 passer rating. Became National Football League's all-time leader in touchdown passes. In addition Brees finished the regular season ranked first in the National Football League in completion percentage, second in passer rating and fourth in fourth quarter passer rating (110.2). Selected to club-record 12th Pro Bowl as a Saint, 13th overall...Vs. Houston, Sept. 9, finished with 370 yards on 32-of-43 passing and two TDs with a 105.8 rating. Brees has now thrown for at least two touchdowns in eight of his 14 openers with the club. In final drive, completed three-of-five passes for 35 yards to put Saints in position for game-winning field goal by Wil Lutz...At Los Angeles Rams, Sept. 15, left in first quarter (right thumb). Finished with 38 yards on three-of-five passing with one interception and a 44.2 rating...Inactive for next five contests after undergoing right thumb surgery...Vs. Arizona, Oct. 27, returned and finished 34-of-43 for 373 yards, three TDs and an interception. Threw for three touchdowns for the first time since November 22, 2018, when he threw four against Atlanta. Brees became first player in NFL history to eclipse 75,000 career passing yards...Vs. Atlanta, Nov. 10, 32-of-45 for 287 yards...At Tampa Bay, Nov. 17, completed 28-of-35 passes for 228 yards, three TDs, and a 122.4 rating. Led Saints on five scoring drives resulting in three touchdowns and two field goals...Vs. Carolina, Nov. 24, passed for 311 yards on 30-of-39 passing, adding three TDs, an interception and a 114.4 rating. In New Orleans' final drive, completed six-of-seven passes for 62 yards to put Saints in position for the game-winning field goal by Lutz, his 44th fourth quarter/overtime game-winning drive as a Saint (regular season/postseason)...At Atlanta, Nov. 28, completed 18-of-30 passes for 184 yards and one TD. Joined Brett Favre as only two quarterbacks in NFL history with over 10,000 pass attempts...Vs. San Francisco, Dec. 8, finished 29-of-40 passing for 349 yards. Brees threw for five touchdowns for the 10th time in his career and first time since throwing seven vs. the N.Y. Giants, Nov. 1, 2015. Also rushed for his 19th touchdown as a member of the Saints on a one-yard run in second quarter. Score broke a tie with former Saints signal-caller Archie Manning for the most rushing touchdowns by a quarterback in club history...Vs. Indianapolis, Dec. 16, finished with 307 yards and four TDs on 29-of-30 passing (96.7 pct.) and a 148.9 rating. With his third touchdown pass, a five-yard pass to Josh Hill, set a new NFL all-time record for career touchdown passes with 540, passing the record 539 held by Peyton Manning. Threw for at least four touchdowns for the 36th game in his career, also an NFL record, surpassing Manning's 35. Brees got his 16th season with at least 20 touchdown passes. By completing 96.7% of his passes, Brees set a new NFL record for completion percentage in a game (with a minimum of 20 attempts). Brees also finished the game with a career-high and franchise-best 22 consecutive completions...At Tennessee, Dec. 22, completed 27-of-38 passes for 279 yards, three TDs, and a 118.2 rating. Brees led the Saints on six scoring drives resulting in five touchdowns and one field goal. Brees appeared in his 274rd career NFL game, moving past Norm Johnson for sole possession of 23rd place on the NFL's all-time games played list...At Carolina, Dec. 29, started and completed 19-of-30 passes for 253 yards with three TDs, zero interceptions and a 123.3 rating. Finished regular season with 93 career games with at least three touchdown passes tied with Manning for most in NFL history. Recorded his fourth consecutive game with at least three touchdown passes and zero interceptions and joined

VETERANS

Russell Wilson (five games in 2015), Brady (four in 2007) and Aaron Rodgers (four in 2014) as the only players with at least four consecutive games of at least three touchdown passes and zero interceptions in a single season in league annals...In NFC Wild Card vs. Minnesota, 1/5/20, completed 26-of-33 attempts for 208 yards with one TD, one interception and a 90.4 rating. Brees now has 434 career post-season completions, surpassing Ben Roethlisberger (422) for fifth in National Football League record books. Surpassed John Elway (4,964) for sixth in NFL record books with 4,967 career postseason passing yards. **2018** - Selected by teammates as one of six season-long captains. Started first 15 regular season games and completed 364-of-489 passes (74.4%) for 3,992 yards, with 32 touch-

WORTH NOTING

Since joining the Saints in 2006, Drew Brees has engineered 44 career game-winning performances to lead his team to a victory from a fourth-quarter deficit or tie. He has accomplished the feat 41 times in the regular season and three times in the playoffs (including in Super Bowl XLIV).

downs, only five interceptions and a career-high 115.7 rating. Also carried 31 times for 29 yards with a career-high four touchdowns. Became NFL's all-time leader in completions and passing yardage and surpassed his own single-season league record for completion percentage. In addition to the single-season completion percentage record, ranked first in overall passer rating, first in fourth quarter passer rating (118.9), led the NFL with seven fourth quarter/overtime game-winning drives, ranked second in interception percentage and third in third down passer rating (108.8). Selected to Pro Bowl (starter). In two playoff games, completed 54-of-78 attempts for 550 yards with four TDs, two interceptions and a 95.6 rating...Vs. Tampa Bay, Sept. 9, played in 250th career game and completed 37-of-45 passes for 439 yards with three TDs and a 129.5 rating...Vs. Cleveland, Sept. 16, started 250th career game and completed 28-of-35 passes for 243 yards and two TDs with a 114.6 rating and carried once for loss of one yard. Engineered six-play, 49-yard drive that ended with a game winning 44-yard field goal...At Atlanta, Sept. 23, completed 39-of-49 passes for 396 yards, two TD passes and two rushing TDs tying his single-game career-high. Became the only player in NFL history to have 350 passing yards, three touchdowns, two rushing TDs and zero interceptions. With his career-high tying 39 completions, Brees surpassed Favre (6,300) and became the NFL's all-time leader in completions...Vs. Washington, Oct. 8, finished with 363 yards, becoming the NFL's all-time leading passer with 72,103 yards. Surpassed Peyton Manning and moved into first all-time in passing yardage with his second quarter 62-yard TD pass to Tre'Quan Smith. Started game a perfect eight-of-eight passing and finished 26-of-29 for 363 yards, three TDs and a 153.2 rating. Finished with career-high 89.7 completion percentage. It was the highest completion percentage ever on Monday Night Football, surpassing Rich Gannon's 89.5 completion percentage on November 11, 2002. It was the ninth-best completion percentage all-time (minimum 20 attempts) in a regular season contest...At Baltimore, Oct. 21, completed 22-of-30 passes for a total of 212 yards and a 114.9 rating. With a one-yard TD pass to Benjamin Watson, Brees (500) joined Manning, Favre, and Tom Brady with 500 career TDs. Brees became one of three QBs to have beaten all 32 NFL teams, joining Favre

and Manning...Vs. Los Angeles Rams, Nov. 4, started and finished 25-of-36 passing for 346 yards, his fourth 300-yard passing game of the season with four TDs and a 137.0 passer rating. It was his first four-touchdown game since Dec. 18, 2016 at Arizona...At Cincinnati, Nov. 11, completed 22-of-25 passes for 265 yards and four total touchdowns, including one rushing TD. Brees ended the contest with 509 career touchdown passes, surpassing Favre for second place all-time in NFL records. Recorded 150th career regular season win as starter...Vs. Philadelphia, Nov. 18, became the first Saint to play in 200 games for club as he completed 22-of-30 passes for a total of 363 yards, four touchdowns and a 153.2 rating. Brees has thrown for at least 25 touchdown passes in 12 seasons, third-

WHERE BREES RANKS IN NFL HISTORY

	No.	Active Rank	All-Time Rank
Attempts	10,161	1	1
Completions	6,867	1	1
Completion Pct.	67.6	1	1
Passing Yards	77,416	1	1
Passing TDs	547	1	1
Passer Rtg. (min 1,500 att.)	98.4	3	3
300-yard passing games	120	1	1
Games with 4+ Passing TDs	36	1	1
Games with 5+ Passing TDs	11	1	1
3,000-yard Passing Seasons	16	1	3
4,000-yard Passing Seasons	12	1	2
5,000-yard Passing Seasons	5	1	1
Seasons with 25+ Passing TDs	14	2t	2t
Seasons With 30+ Passing TDs	9	1	1t

most in the NFL. Brees also has 114 300-yard games and 61 350-yard games. Now has 23 career games with four TD passes and zero interceptions, two in 2018, surpassing Brady (22) for the most in NFL history...Vs. Atlanta, Nov. 22 completed 15-of-22 passes for 171 yards, four TDs and a 111.9 rating. Tied an NFL record by throwing a TD pass to 13 different players in 2018 in the regular season, tying Matt Ryan (2016)...At Dallas, Nov. 29, completed 18-28 passes for a total of 127 yards, and a TD. Became only player with ten 30-touchdown seasons, surpassing Favre and Manning...At Tampa Bay, Dec. 9, completed 24-of-31 passes for 201 yards and one TD with a 90.9 rating. Engineered his 37th fourth quarter game-winning drive since 2006, completing four-of-four passes for 28 yards, with his one-yard QB sneak, giving New Orleans a 28-14 lead. His career-high fourth rushing touchdown of 2018...At Carolina, Dec. 17, completed 23-of-35 passes for 203 yards. Engineered sixth fourth quarter/overtime game-winning drive of 2018...Vs. Pittsburgh, Dec. 23, completed 27-of-39 passes for a total of 326 yards, one TD and a 103.2 rating. It was Brees' NFL-best seventh and the third consecutive game in 2018 where he engineered a fourth quarter/overtime game-winning drive. After New Orleans got the ball back with 4:06 left in the fourth quarter and trailing 28-24, Brees completed six-of-ten passes for 52 yards, including the two-yard scoring pass to Michael Thomas...In NFC Divisional Playoff vs. Philadelphia, 1/13/19, started and finished 28-of-38 for 301 yards, two touchdowns and an interception...In NFC Championship vs. Los Angeles Rams, 1/20/19, started and finished 26-of-40 for 249 yards, two touchdowns and one in-

VETERANS

terception, carrying twice for -2 yards. Brees' two TD passes gave him 33 career postseason touchdowns, surpassing Dan Marino for sole possession of sixth all-time. With touchdowns to Garrett Griffin and Taysom Hill, Brees threw a touchdown to nine different undrafted free agents in 2018, including the playoffs, the most in the common draft era (since 1967). Brees connected with 15 players for touchdowns in 2019 the most in NFL history (regular season and postseason combined).

2017 - Selected by teammates as one of six season-long captains. One of only 12 QBs to open all 16 contests, and completed 386-of-536 passes (72.0%) for 4,334 yards, with 23 touchdowns, eight interceptions and a 103.9 rating. Carried 33 times for 12 yards with two touchdowns. Set NFL single-season completion percentage record. In addition to completion percentage record, first in NFL in completions, second in passer rating, third in fourth quarter passer rating (117.6) and fourth in passing yardage. Named to tenth Pro Bowl In two playoff games, completed 48-of-73 for 670 yards with five TDs, three interceptions and a

100.8 rating...In opener at Minnesota, Sept. 11, completed 27-of-37 passes for 291 yards, a TD and a 104.7 rating...Vs. New England, Sept. 17, completed 27-of-45 passes for 356 yards with two TDs...Vs. Carolina, Sept. 24, completed 22-of-29 passes (75.9%) for 220 yards with three TDs and a 131.4 rating...At Miami in London's Wembley Stadium, Oct. 1, completed 29-of-41 passes for 268 yards with two TDs and a 104.5 rating. Started without an interception for the first four games of a season for the first time in career...At Green Bay, Oct. 22, completed 27-of-38 passes for 331 yards with a TD and two interceptions, his 500th career TD pass in the regular season (476) and postseason (24) combined. With seven straight contests of 300+ passing yards vs. Packers, became only player in NFL history to do so against a specific opponent...Scored one-yard TD on a QB sneak. With New Orleans trailing 17-16 early in fourth quarter, led Saints on a nine-play, 60-yard drive that ended with a 44-yard Lutz field goal...At Chicago, Oct. 29,

YARDAGE LEADER

With 77,416 career passing yards, Brees is ranked first all-time. He's passed for at least 5,000 yards in five seasons and is the only signal-caller to do so more than once, holding three of the current top-five yardage totals and four of the top seven and is also the first quarterback to lead or tie for the NFL lead in passing yardage seven times.

TOP FIVE ALL-TIME CAREER NFL PASSING YARDAGE TOTALS

Yards	Quarterback
1. 77,416	Drew Brees
2. 74,571	Tom Brady
3. 71,940	Peyton Manning
4. 71,838	Brett Favre
5. 61,361	Dan Marino

MOST PASSING YARDS IN AN NFL SEASON
(ALL 5,000 YARD PASSING SEASONS)

Quarterback	Year	Yards
1. Peyton Manning, Den.	2013	5,477
2. Drew Brees, NO	2011	5,476
3. Tom Brady, NE	2011	5,235
4. Drew Brees, NO	2016	5,208
5. Drew Brees, NO	2012	5,177
6. Drew Brees, NO	2013	5,162
7. Ben Roethlisberger, Pit.	2018	5,129
8. Jameis Winston, TB	2019	5,109
9. Patrick Mahomes, KC	2018	5,097

MOST CAREER OVERALL GAMES WITH AT LEAST 300 PASSING YARDS, NFL HISTORY
(REGULAR SEASON)

Player	Team(s)	No.
1. Drew Brees	N.O./S.D.	120
2. Peyton Manning	Den./Ind.	93
3. Tom Brady	NE	92

TOUCHDOWN LEADER

With 547 career touchdown passes, Brees is ranked first all-time and first among active players.

TOP FIVE ALL-TIME NFL PASSING TD TOTALS

Touchdowns	Quarterback
547	Drew Brees
541	Tom Brady
539	Peyton Manning
508	Brett Favre
420	Dan Marino

completed 23-of-28 passes (82.1%) for 299 yards, and a 111.2 rating. Joined Favre and Manning as third player in NFL history with 6,000 completions, becoming fastest player to reach 6,000 in his 240th game, beating Manning (259) by 19... Vs. Tampa Bay, Nov. 5, completed 22-of-27 passes (81.9%) for 263 yards with two TDs, zero interceptions and a 131.9 rating...At Buffalo, Nov. 12, completed 18-of-25 passes

(72.0%) for 184 yards. Carried twice for six yards, including a seven-yard TD...Vs. Washington, Nov. 19, completed 29-of-41 passes (70.7%) for season-high 385 yards with two TDs and a 106.2 rating. Recorded his 400th career TD as a Saint as he joined the company of Manning (Indianapolis), Favre (Green Bay), Brady (New England) and Marino (Miami) as fifth QB to have 400 TD passes with a single team. In final two series' of regulation, he helped the offense produce 15 points, completed 11-of-11 passes for 164 yards with both his TD throws. Carried once for two yards for a first down...Vs. Los Angeles Rams, Nov. 26, completed 22-of-32 passes for 246 yards with a TD, carrying once for five yards and recording a 101.8 rating. Completing first eight passes, tied own prior club record of 19 consecutive completions, carrying over from Washington contest...Vs. Carolina, Dec. 3, completed 25-of-34 passes for 269 yards with a TD and a 106.1 rating. Surpassed Manning to move into second place in NFL records in completions...At Atlanta, Dec. 7, completed 26-of-35 passes for 271 yards with two TDs, an interception and a 103.4 rating...Vs. New York Jets, Dec. 17, completed 26-of-36 passes (72.2%) for 281 yards with two TDs, one interception and a 102.2 rating. Marked sixth straight game of at least a 100.0 passer rating, the third such stretch in his 17-year career, all with Saints...Vs. Atlanta, Dec. 24, completed 21-of-28 passes for 239 yards with a TD and one interception as New Orleans clinched a postseason berth. Became third player in NFL records with 70,000 yards passing on 12-yard completion to Mark Ingram, joining Favre and Manning. Topped 4,000 passing yards for NFL-record 12th consecutive season and 12th overall, second to Manning (14)...In regular season finale at Tampa Bay, Dec. 31, completed 22-of-30 (73.3%) passes for 245 yards with one TD and a 108.3 passer rating, as he finished the season with an NFL-record 72.0 completion percentage...In NFC Wild Card vs. Carolina, 1/7/18, completed 23-of-33 passes for 376 yards with two TDs, including an 80-yard TD completion to Ted Ginn Jr., the Saints' longest offensive play of 2017 (regular season and postseason), one interception and a 115.2 rating. The fourth-highest postseason passing yardage total of his career... In NFC Divisional Playoff at Minnesota, 1/14/18, completed 25-of-40 passes for 294 yards, three TDs and two interceptions and carried twice for one yard.

2016 - Selected by teammates as one of five season-long captains. Started all 16 games, one of only 14 NFL signal-callers to open every contest, and completed 471-of-673 passes (70.0%) for 5,208 yards, with 37 touchdowns, 15 interceptions and a 101.7 rating. Reached 5,000 passing yards for NFL-record fifth time while his yardage total was the second-highest in his career and the fourth-

highest all-time. Set NFL single-season record for completions (471) and led or tied for league lead in passing yardage for a league-record seventh time. Ranked first in the NFL in completions, passing yardage and attempts, second in completion percentage, third in touchdown passes and fifth in passer rating and third-down passer rating (107.9) Named to club-record ninth Pro Bowl as Saint...In opener vs. Raiders, Sept. 11, completed 28-of-42 passes for 423 yards, NFL's highest kickoff weekend yardage total, four TDs and a 131.3 rating. 98-yard TD to Brandin Cooks was longest career completion and the longest offensive play in team records. After not throwing an interception, improved streak to 251 consecutive attempts without a pick vs. Raiders, surpassing Brady (226 vs. Pittsburgh) for longest streak without a pick against an opponent by an active signal-caller...At New York Giants, Sept. 18, completed 29-of-44 passes for 263 yards with a TD. Sixth consecutive game without an interception, tying club record (Aaron Brooks, Nov. 23-Dec. 28, 2003). Surpassed previous career-best streak of 232 consecutive attempts without an interception (2011). Surpassed Marino to move into third-place all-time on the NFL's all-time passing yardage list...Vs. Atlanta, Sept. 26, completed 36-of-54 passes for 376 yards with three TDs and one interception. With his first quarter TD to Coby Fleener, surpassed 25,000 career passing yards at the Mercedes Benz Superdome with Brees' yardage total in a specific stadium, exceeded by Brady (Gillette Stadium-27,097), John Elway (Mile High Stadium-27,889) and Favre (Lambeau Field-28,240). Streak of consecutive attempts without an interception ended at 305 with pick by LB Deion Jones, fourth all-time in NFL records behind Brady (358), Alex Smith (312) and Bernie Kosar (308)...Vs. Carolina, Oct. 16, completed 34-of-49 passes for 465 yards with four TDs, one interception and a 118.2 rating. 465 passing yards, the NFL-record 15th career performance of at least 400 yards passing, was the third-highest total in club history and of career. Also reached 50,289 passing yards over Saints career, joining Elway, Favre, Marino, Brady and Manning as the only players to throw for at least 50,000 yards with one team. In second quarter, connected with Cooks on a 87-yard TD, the sixth-longest passing play in team history, giving him the most TD passes of 70-yards or more. In fourth quarter game-winning drive, completed eight-of-nine passes for 46 yards...At Kansas City, Oct. 23, completed 37-of-48 passes (77.1%) for 367 yards with three TDs, an interception and a 110.3 rating, becoming first player in NFL history to have 100 300-yard passing games...Vs. Seattle, Oct. 30, completed 27-of-35 passes (77.1%) for 265 yards with a two-yard TD and a 107.4 rating. Also scored a one-yard TD on a quarterback sneak. With New Orleans trailing 17-16, led the Saints on a nine-play, 71-yard drive that ended with the touchdown to Cooks...At San Francisco, Nov. 6, completed 28-of-39 passes (71.8%) for 323 yards with three TDs, zero interceptions and a 122.1 rating. 55th career contest with 300 or more passing yards and three or more TDs, most in league history. 30th career game with at least 300 passing yards, three TDs and zero interceptions...Vs. Denver, Nov. 13, completed 21-of-29 passes for 303 yards with three TDs, two interceptions and a 111.7 rating, also rushing two times for nine yards and recording a miscellaneous tackle. With his third quarter three-yard TD connection with Willie Snead IV, reached 450 touchdowns for his career, joining Manning (539) and Favre (508) as the only players in NFL history with at least 450 scoring throws...At Carolina, Nov. 17, completed 35-of-44 passes (79.6%) for 285 yards, two TDs and an interception. Rushed twice for zero yards...Vs. Los Angeles Rams, Nov. 27, completed 28-of-36 passes (77.8%) for 310 yards with four TDs and a 139.6 rating. Also had a one-yard touchdown

on a quarterback sneak...Vs. Detroit, Dec. 4, completed 31-of-44 passes for 326 yards with three interceptions, his first home game without throwing a touchdown since Oct. 4, 2009 vs. the New York Jets, snapping an NFL-record 60-game streak...At Tampa Bay, Dec. 11, completed 25-of-41 passes for 257 yards and three interceptions and gained two yards on a quarterback keeper. On a nine-yard completion to Brandon Coleman in the second quarter, eclipsed 4,000 passing yards for the season, making 2016 his NFL-record 11th straight 4,000 yard passing season and 11th overall...At Arizona, Dec. 18, completed 37-of-48 passes (77.1%) for 389 yards, four TDs and a 127.9 rating. Recorded his 100th regular season victory as a Saint...Vs. Tampa Bay, Dec. 24, completed 23-of-34 passes for 299 yards with a TD and a 104.9 rating...In finale at Atlanta, 1/1/17, completed 29-of-50 passes for 350 yards, two TDs and one interception. **2015** - Selected by his teammates as one of six season-long captains. Started 15 games and completed 428-of-627 passes (68.3%) for 4,870 yards, 32 touchdowns and a 101.0 rating. Despite missing Week Three at Carolina (shoulder), captured league's passing title for an NFL-record sixth time. Completions (428) and completion percentage (68.3) totals were second-best across the NFL, while his 32 touchdowns and 36 completions of 25-or-more yards were tied for the fourth-highest total...In opener at Arizona, Sept. 13, completed 30-of-48 passes for 355 yards, with one TD and an interception. Coleman became 50th player to catch a TD from Brees in regular season...Vs. Tampa Bay, Sept. 20, completed 24-of-38 for 255 yards with a TD and an interception. Recorded 4,968th career completion, breaking a tie with Marino to take sole possession of third place on NFL all-time list...Inactive at Carolina (shoulder), Sept. 27, missing first NFL contest due to an injury...Returned to the field vs. Dallas, Oct. 4, and completed 33-of-41 attempts (80.5%) for 359 yards, two TDs and a 119.4 rating. Connected with C.J. Spiller for an 80-yard game-winning TD in overtime, his 400th career TD pass and first career overtime scoring throw. Became the fifth QB to reach the milestone; he did so in his 205th career game, making him the fastest player to reach 400 (Manning, 209). With first quarter TD pass to Hill, became the third player in NFL history to reach 5,000 career completions. Completed 15 consecutive first half passes. Named NFC Offensive Player of the Week...Vs. Atlanta, Oct. 15, completed 30-of-39 passes (76.9%) for 312 yards with one TD and a 108.1 passer rating...Vs. New York Giants, Nov. 1, appeared in his 150th game as a Saint. Completed 39-of-50 passes (78.0%) for 505 yards with a club-record seven TDs, two interceptions and a 131.7 rating. Yardage total was the second-highest total of career and second in team records. TD pass total tied NFL single-game record with seven other players. Tied career-high for completions. Threw for career-high 162 yards in first quarter. Completed 18 consecutive passes from first through third quarters. Named NFC Offensive Player of the Week...Vs. Tennessee, Nov. 8, completed 28-of-39 passes for 387 yards with three TDs, an interception and a 118.2 rating. Carried three times for -1 yards with a one-yard TD. With three TD passes, marked ten over his last two games, tying a career-high for the most after a two-game span. Joined Y.A. Title and Nick Foles as the third signal-caller to throw at least three TDs following a contest in when threw seven...Completed 25-of-44 passes for 228 yards and an interception at Houston, Nov. 29. Consecutive games streak with at least a TD pass ended at 45 games, fifth-longest in NFL history...At Tampa Bay, completed 31-of-41 passes for 312 yards with two TDs, zero interceptions and a 113.1 passer rating. Moved past Marino into fourth place in TD passes...Completed 34-of-52 passes for 341 yards with three TDs and rushed

once for 11 yards for a 103.1 rating vs. Detroit, Dec. 21. Became the fourth player in NFL records with 60,000 yards passing. Surpassed Manning to move into sole possession of first all-time with 94 300-yard passing games. Surpassed Marino to move into fourth all-time for multiple touchdown pass games (128)...Vs. Jacksonville, Dec. 27, completed 25-of-36 passes for 412 yards with three TDs, zero interceptions and a 135.4 rating. With his 13th career 400-yard passing game, moved into a tie with Marino for second all-time. With two first quarter TDs, he recorded the ninth multi-TD first quarter of his career. Also marked his 49th career game of at least 350 passing yards - the most in NFL history...In finale at Atlanta, 1/3/16, completed 32-of-42 passes for 323 yards with one TD, zero interceptions and a 105.6 rating. **2014** - Selected by his teammates as one of six season-long team captains and started all 16 games for fifth consecutive season, one of 17 quarterbacks to start every one of his team's contests. Completed 456-of-659 passes (69.2%) for 4,952 yards, 33 touchdowns, 17 interceptions and a 97.0 rating. Finished ranked first in completions and attempts, tied for first in passing yardage, ranked second in completion percentage, tied for fifth in touchdown passes and ranked sixth in rating. Named to eighth Pro Bowl as Saint, surpassing William Roaf for team lead and ninth overall. In finale at Tampa Bay, Dec. 28, led New Orleans on a seven-play, 50-yard drive that ended with the game-winning 36-yard TD pass to WR Marques Colston. Brees and Colston also became the fifth-most prolific quarterback-receiver combination for touchdowns with that 68th touchdown connection (Colston concluded his Saints career with the duo ranked fifth at 72). Overall, completed 24-of-38 passes for 281 yards with one TD and three interceptions in a contest where the Saints came back to win facing a 13-point fourth quarter deficit for the first time...In 200th career game at Chicago, Dec. 15, completed 29-of-36 passes for 375 yards, three TDs, zero interceptions and a 137.8 rating...Completed 19-of-27 passes for 257 yards, five TDs and a 140.0 rating at Pittsburgh, Nov. 30. Named NFC Offensive Player of the Week. It was his 20th overall, joining Manning and Brady as only the third player to win 20 conference Player of the Week...Completed 35-of-45 passes for 420 yards (77.8%), three TDs, one interception and a 118.5 passer rating vs. Baltimore, Nov. 24...Completed 33-of-41 (80.5%) passes for 255 yards, one TD and a 100.7 rating vs. Cincinnati, Nov. 16...Completed 24-of-34 (70.6%) passes for 297 yards and one TD at Carolina, Oct. 30...Completed 27-of-32 (84.4%) for 311 yards, three TDs and a 138.4 rating vs. Green Bay, Oct. 26...Completed 31-of-37 passes for 371 yards, with two TDs in an overtime win vs. Tampa Bay, Oct. 5. Led team on a 12-play, 80-yard scoring drive in overtime...Completed 32-of-44 (72.7%) passes for 340 yards with two TDs, one interception and a 100.6 rating at Dallas, Sept. 28...Completed 27-of-35 (77.1%) passes for 293 yards, two TDs and a 120.3 rating vs. Minnesota, Sept. 21. **2013** - Selected by his teammates as one of six season-long team captains and opened all 16 regular season games for fourth consecutive season and started both playoff contests. Completed 446-of-650 passes (68.6%) for 5,162 yards with 39 touchdowns, 12 interceptions and a 104.7 rating. Rushed 35 times for 52 yards with three TDs. Second in NFL in completions, completion percentage, passing yardage and attempts, fifth in third down passer rating (103.1) and sixth in passer rating...In the season opener vs. Atlanta, Sept. 8, posted a 113.6 rating and completed 26-of-35 (74.3%) passes for 357 yards with two TDs, including a second quarter 25-yard TD to Colston that made him club's all-time receiving leader...Completed 26-of-46 passes for 322 yards and a TD at Tampa Bay, Sept. 16. With Saints trailing 14-13 with 1:06 left, com-

pleted three-of-four throws on a drive that ended with a game-winning field goal as time expired...Completed 29-of-46 passes for 342 yards and three TDs vs. Arizona, Sept. 22...Completed 30-of-39 (76.9%) passes for 413 yards, four TDs, zero interceptions and a 144.5 rating vs. Miami, Sept. 30. Captured NFC Offensive Player of the Week...Completed 29-of-35 (82.9%) passes for 288 yards, two TDs, and a 120.0 rating at Chicago, Oct. 6...Completed 17-of-36 passes for 236 yards, two TDs and one interception, ending an NFL-record 57 consecutive games streak of at least 20 completions at New England, Oct. 13...Completed 26-of-34 passes (76.5%) for 332 yards, five TDs and a 146.1 rating vs. Buffalo, Oct. 27...

WORTH NOTING

Brees is only the second NFL quarterback to have thrown for at least 25 touchdowns in 11 consecutive seasons (2006-16). With 14 seasons overall with at least 25 touchdown passes, Brees is tied with Tom Brady for second overall in NFL record books, trailing only Peyton Manning (16).

With at least 30 touchdown throws each season from 2008-16, Brees became the only quarterback to do so for nine consecutive seasons. With nine seasons overall with at least 30 scoring throws, he's tied for first in NFL record books with Manning and Brett Favre, first among active players.

Completed 34-of-41 (82.9%) passes for 392 yards with four TDs, zero interceptions and a 139.0 rating vs. Dallas, Nov. 10. Had 19 consecutive completions as he led the Saints to an NFL-record 40 first downs and franchise-record 625 net yards and he captured NFC Offensive Player of the Week for second time in 2013... Completed 30-of-43 (69.8%) passes for 305 yards and a TD in leading the Saints to a win between NFC powerhouses as time expired vs. San Francisco, Nov. 17. After getting the ball back with 1:41 left at the New Orleans 40-yard line, Brees moved the team to set up 31-yard game-winning field goal...Completed 23-of-33 (69.7%) passes for 278 yards, two TDs and a 115.5 rating in Thursday night win at Atlanta, Nov. 21. Moved past Pro Football Hall of Famer Warren Moon for fifth place in NFL history with 49,566 career passing yards...Completed 30-of-42 (71.4%) attempts for 313 yards, with four TDs, zero interceptions and a 124.4 rating vs. Carolina, Dec. 8. Gave Saints lead with a three-yard TD to Colston with 31 seconds left in the first half. With his 22-yard completion to Jimmy Graham, became only the fifth player in NFL history to throw for 50,000 career yards...Tied his team record for completions, when he connected on 39-of-56 passes for 393 yards and one TD at Rams, Dec. 15...In regular season finale vs. Tampa Bay, Dec. 29, completed 24-of-31 (77.4%) passes for 381 yards with four TDs, zero interceptions and a 157.4 rating as he led the Saints to a win that clinched a playoff berth. 25th career contest with at least four touchdowns. Captured NFC Offensive Player of the Week honors for the third time of the season...In NFC Wild Card at Philadelphia, 1/4/14, completed 20-of-30 passes for 250 yards with one TD...In NFC Divisional playoff game at Seattle, 1/11/14, completed 24-of-43 passes for 309 yards with a TD...Named to Pro Bowl for the eighth time overall and seventh time as a Saint, tying him with Roaf for most selections in club history, and making him only Saint to be named six straight times. Served as captain and starter for Team Rice in contest as he completed an eight-yard TD to Graham in winning effort. **2012** - Selected by teammates as one of six season-long captains. Started

VETERANS

all 16 games and completed 422-of-670 for 5,177 yards with 43 TDs and 19 interceptions for a 96.3 rating. Led NFL in passing yardage, TD passes and completions of 25 yards or more (47). TD total was the second-highest total (46 in 2011) of career, making him and Marino the only two players in NFL history with at least two seasons with 40 or more TDs (Since also done by Manning in 2013). Yardage total was then the third-highest single-season figure in NFL records...Named to sixth Pro Bowl as Saint, starting game...Completed 35-of-54 passes for 446 yards,

WORTH NOTING

NFL RECORDS BREESES HAS SET OR TIED SINCE JOINING THE SAINTS:

Touchdown passes in a game: 7, vs. New York Giants, Nov. 1, 2015 (tied with seven other players)

Career completions: 6,867

Completions in a season: 471, 2016

Completion percentage in a season: 74.4%, 2018

Completion percentage in a game: 96.7%, vs. Indianapolis, Dec. 16, 2019

Games with over 300 yards passing in a season: 13, 2011

Consecutive games with 300 yards or more passing: 9 (2x), (Nov. 13, 2011-Sept. 16, 2012 and Nov. 29, 2012-Sept. 30, 2013)

Career passing yards: 77,416

Most passing yards in a five-game span: 1,954, Oct. 29-Nov. 26, 2006

Most passing yards in a four-year span: 20,767, 2011-14

Most passing yards in a five-year span: 25,637, 2011-15

Most passing yards in a six-year span: 30,845, 2011-16

Career touchdown passes: 547

Consecutive games with a touchdown pass: 54, 2009-12

Games with at least four touchdown passes: 36

Games with four touchdown passes and zero interceptions: 24

Consecutive games with at least three touchdown passes and zero interceptions: 4 (tied with three other players)

Career 300-yard passing games: 120

Career completion percentage: 67.6%

three TDs and a 109.0 rating at Green Bay, Sept. 30. First quarter 20-yard touchdown to Colston extended his streak of consecutive games with a TD to 47, tying Johnny Unitas' NFL record...Completed 29-of-45 passes for 370 yards, four TDs, one interception and a 110.4 rating in leading the Saints to their first win of the season vs. San Diego, Oct. 7. Brees' 40-yard TD pass to Devery Henderson marked the 48th consecutive game he tossed a touchdown, making him the new NFL record-holder for consecutive games with a TD. Trailing 24-21 in the fourth quarter, Led Saints back from a three-point deficit on a nine-play, 90-yard drive, as he completed six-of-six throws for 89 yards including a five-yard TD pass to Colston. Captured NFC Offensive Player of the Week honors for first time in 2012... Completed 27-of-37 (73.0%) for 377 yards with four touchdowns, an interception and a 130.1 passer rating at Tampa Bay, Oct. 21...Completed 21-of-27 (77.8%) for 239 yards, two TDs, an interception and a 128.2 rating vs. Philadelphia, Nov. 5. Two TDs came on a second quarter, one-yard pass to Colston and a third quarter, six-yard throw to Graham...Completed 21-of-32 passes for 298 yards, three TDs, one interception and a 113.8 passer rating in leading the Saints to a 31-27 win vs. Atlanta, Nov. 11...Completed 20-of-27 passes for 219 yards, three TDs and a season-high 134.6 rating at Raiders, Nov. 18...Had NFL-record streak of consecutive

games with a touchdown pass end at 54 contests when he failed to throw a TD at Atlanta, Nov. 29...Completed 26-of-43 passes for 354 yards, a TD and an interception at New York Giants, Dec. 9...Hit on 26-of-39 passes for 307 yards, four TDs and zero interceptions for a 124.6 rating vs. Tampa Bay, Dec. 16....37-of-53 for 446 yards, tying season-high for yardage with three TDs and a 114.2 rating in overtime win at Dallas, Dec. 23...Completed 29-of-43 passes for 396 yards with four TDs, an interception and a 118.0 rating in finale vs. Carolina, Dec. 30. **2011** –

TEAM RECORDS

TEAM RECORDS BREES HAS BROKEN OR TIED SINCE JOINING THE SAINTS:

GAME	Completions: 39, at Denver, Sept. 21, 2008 and at St. Louis, Dec. 15, 2013 Attempts: 60, at Chicago, Dec. 30, 2007 Yards: 510, vs. Cincinnati, Nov. 19, 2006 Consecutive Completions: 22, vs. Indianapolis, Dec. 16, 2019 Touchdown passes: 7, vs. New York Giants, Nov. 1, 2015 Completion Percentage: 96.7, vs. Indianapolis, Dec. 16, 2019 (NFL record) Passer Rating: 158.3, vs. New England, Nov. 30, 2009 (tied)
SEASON	Completions: 471, 2016 (NFL record) Attempts: 673, 2016 Completion Pct.: 74.4, 2018 (NFL record) Yards: 5,476, 2011 Touchdowns: 46, 2011 Passer rating: 116.3, 2019 300-yard Passing Games: 13, 2011 (NFL record)
CAREER	Career Completions: 5,742 Career Passing Yards: 65,068 Completion Pct.: 68.8 Passer Rating: 101.3 300-yard Passing Games: 112 4,000+-yard Passing Seasons: 12 5,000+-yard Passing Seasons: 5 Touchdown Passes: 467

Selected by teammates as season-long team captain. Started all 16 regular season games and completed 468-of-657 passes (71.2%) for 5,476 yards with 46 touchdowns and 14 interceptions for a 110.6 passer rating. Set what was then NFL single-season passing yardage record with his nine-yard touchdown to Darren Sproles in a 45-16 win over Atlanta, Dec. 26, eventually finishing season with 5,476. Also set what was an NFL record for completion percentage and a mark that still stands for 300-yard passing games (13) as he ended season with a stretch of seven straight contests with 300 yards or more...Opened season at Green Bay, Sept. 8, 32-of-49 for 419 yards, three TDs and a 112.5 rating. Brees had a perfect 158.3 rating on third down, completing eight-of-nine throws for 129 yards with two TDs. Trailing 42-34 with only 1:08 remaining and starting at their 20-yard line, Led the Saints to the Packers one-yard line for a final play that could have tied the game, completing five-of-six throws for 71 yards....Led Saints to their first win in their home opener vs. Chicago, Sept. 18, when he completed 26-of-37 passes for 270 yards with three TDs and a 118.1 rating. A 79-yard TD to

VETERANS

BREES TDS

TOUCHDOWN TARGETS

Drew Brees has thrown 547 touchdown passes to 69 different players in the regular season and 20 different players in the playoffs. Below is a breakdown of Brees' total number of touchdown passes to each receiver entering the 2020 season.

Regular Season (69)

• Marques Colston	72
• Jimmy Graham	51
• Lance Moore	38
• Michael Thomas	29
• Robert Meachem	25
• Antonio Gates	23
• Brandin Cooks	20
• Devery Henderson	17
• Darren Sproles	16
• Josh Hill	13
• Reggie Bush	12
• Pierre Thomas	12
• Benjamin Watson	12
• Eric Parker	10
• Alvin Kamara	9
• Keenan McCardell	9
• Tre'Quan Smith	9
• Brandon Coleman	8
• Kenny Stills	8
• Travis Cadet	7
• Jared Cook	7
• Reche Caldwell	7
• Ted Ginn Jr.	7
• Willie Snead IV	7
• David Thomas	7
• Jeremy Shockey	6
• LaDainian Tomlinson	6
• Curtis Conway	5
• Terrance Copper	5
• Coby Fleener	5

• Taysom Hill	5
• Jed Collins	4
• Michael Hoomanawanui	4
• Joe Horn	4
• Mark Ingram II	4
• David Patten	4
• David Boston	3
• Tim Dwight	3
• Heath Evans	3
• Zach Line	3
• Fred McCrary	3
• Billy Miller	3
• Joseph Morgan	3
• Kassim Osgood	3
• Justin Peelle	3
• Mark Campbell	2
• Austin Carr	2
• Eric Johnson	2
• Mike Karney	2
• Josh Norman	2
• C.J. Spiller	2
• Stephen Alexander	1
• Dan Arnold	1
• Ernie Conwell	1
• Darnell Dinkins	1
• John Gilmore	1
• Austin Johnson	1
• Freddie Jones	1
• Jamal Jones	1
• Keith Kirkwood	1
• John Kuhn	1

• Tommy Lee Lewis	1
• Erik Lorig	1
• Deuce McAllister	1
• Cameron Meredith	1
• Latavius Murray	1
• Lorenzo Neal	1
• Aaron Stecker	1
• Nick Toon	1

Playoffs (20)

• Devery Henderson	4
• Marques Colston	4
• Jimmy Graham	3
• Reggie Bush	2
• Jeremy Shockey	2
• Michael Thomas	3
• Taysom Hill	2
• Pierre Thomas	2
• Heath Evans	1
• Antonio Gates	1
• Ted Ginn Jr.	1
• Garrett Griffin	1
• Josh Hill	1
• Alvin Kamara	1
• Keith Kirkwood	1
• Deuce McAllister	1
• Keenan McCardell	1
• Robert Meachem	1
• Lance Moore	1
• Darren Sproles	1

MILESTONE TOUCHDOWN PASSES

No.	Date	Opponent	Stadium	Receiver	Yards
1	11/04/01	vs. Kansas City	Qualcomm Stadium	Freddie Jones	20
100	12/03/06	vs. San Francisco	Superdome	Reggie Bush	5
200	12/13/09	at Atlanta	Georgia Dome	Reggie Bush	21
276*	12/26/11	vs. Atlanta	Mercedes-Benz Superdome	Darren Sproles	9
295 ^{\$}	10/7/12	vs. San Diego	Mercedes-Benz Superdome	Devery Henderson	40
300	10/21/12	at Tampa Bay	Raymond James Stadium	Darren Sproles	9
400 [%]	10/4/15	vs. Dallas	Mercedes-Benz Superdome	C.J. Spiller	80
500	10/21/18	at Baltimore	M&T Bank Stadium	Benjamin Watson	1
540 ^{&}	12/16/19	vs. Indianapolis	Mercedes-Benz Superdome	Josh Hill	5

* Brees' 41st touchdown pass of the season occurred on the same play in which he set a new NFL record for most passing yards in a single-season with 5,087 yards, breaking Dan Marino's former record of 5,084 yards.

\$ Brees' 40-yard touchdown pass to Devery Henderson marked his 48th consecutive game with a touchdown throw, surpassing the previous NFL record of 47 held by Johnny Unitas.

% Brees' 80-yard touchdown pass to C.J. Spiller was the 400th of his career and happened in his 205th career appearance, the quickest a player has gotten to 400 touchdowns. It was also the first overtime touchdown pass of his career.

& Brees' five-yard touchdown pass to Josh Hill was the 540th of his career, making him the NFL's all-time passing touchdown leader.

Henderson gave New Orleans a 10-7 second quarter lead they wouldn't relinquish...Completed 31-of-44 passes for 370 yards, three TDs and zero interceptions vs. Houston, Sept. 25. Trailing 33-32 with 4:13 left, he led New Orleans on an eight-play, 93-yard drive, where he completed three-of-six passes for 56 yards and converted a successful two-point conversion throw to Lance Moore after Ingram's 13-yard TD run...Completed 31-of-44 passes for 351 yards, a TD and two interceptions in leading Saints to third straight victory at Jacksonville, Oct. 2...Completed 32-of-45 passes for 359 yards, two TDs, one interception and a 100.1 rating in leading the Saints to their fourth consecutive win at Carolina, Oct. 9. Trailing 27-23 in fourth quarter, he led the Saints back from a four-point deficit on an 11-play, 59-yard drive, where the Saints scored with 50 seconds remaining, as he completed seven-of-eight throws for 71 yards, including a six-yard TD to Pierre Thomas...Completed 29-of-45 passes for 383 yards, with one TD and two interceptions, as he became the first quarterback to throw for at least 350 yards in four consecutive games at Tampa Bay, Oct. 16...Completed 88.6 percent of his passes, as Saints set a team scoring record in a Sunday night 62-7 win vs. Indianapolis, Oct. 23. Went 31-of-35 for 325 yards and five TDs for a 144.9 rating as he was named NFC Offensive Player of the Week for first time since 2009...Completed 27-of-36 passes for 258 yards, two TDs and an interception for a 101.4 rating vs. Tampa Bay, Nov. 6...Completed 30-of-43 passes for 322 yards, two TDs and a 106.9 passer rating in leading the Saints to an overtime win at Atlanta, Nov. 13. After getting the ball back in overtime at the Falcons 29-yard line, Brees moved the team to set up John Kasay's 26-yard game-winning field goal...Completed 24-of-38 passes for 363 yards and four TDs, adding an eight-yard TD run for a rating of 129.6 vs. New York Giants, Nov. 28, as he became the first Saint with four passing TDs and one rushing TD in a game and the first QB in Monday Night Football history with 350 passing yards, four passing TDs and one rushing TD. NFC Offensive Player of the Week...Completed 26-of-36 passes for 342 yards, three TDs and a 129.6 rating vs. Detroit, Dec. 4. Became first QB in NFL history to top 4,000 passing yards in his team's first 12 games...Completed 36-of-47 passes for 337 yards, two TDs and a 110.0 rating at Tennessee, Dec. 11. Threw both touchdowns in fourth quarter, rallying New Orleans from a 10-9 deficit. On game-winning drive, completed five-of-five passes for 69 yards, including the 35-yard TD to Colston and gained two yards on QB sneak on third-and-one to convert...Reached 40,000 career yards as he hit on 32-of-40 for 412 yards and five TDs, for a season-high 149.6 rating at Minnesota, Dec. 18. It was Brees' seventh contest of at least 350-yards passing in 2011, eclipsing the previous NFL record (Brady - 2007)...23-of-39 for 307 yards with four TDs and two interceptions, upping his season touchdown total to a career-high 41, vs. Atlanta, Dec. 26 as the Saints clinched the division. Brees' fourth quarter nine-yard TD to Sproules, his final throw of the game, put him at 5,087 yards, setting what was then the NFL single-season record. Captured NFC Offensive Player of the Week honors for the third time of the season...Hit 28-of-35 passes for 389 yards with five TDs, an interception and a 140.7 passer rating vs. Carolina, 1/1/12. With the 13th 300-yard passing performance of 2011, he extended his NFL record...Completed 33-of-43 passes for post-season career-high and club-record 466 yards, four TDs and no interceptions for a 134.4 rating in NFC Wild Card Playoff vs. Detroit, 1/7/12. Only Kosar, who passed for 489 yards against N.Y. Jets in the 1986 AFC Divisional Playoff, threw for more yards in the postseason...Completed 40-of-63 passes for 462 yards, four TDs and two interceptions in NFC Divisional Playoff at San Francisco, 1/14/12.

First quarter interception was his first in his last 217 attempts in the postseason, ending an NFL-record streak of consecutive postseason passes without a pick. It was the third consecutive 400-yard effort, making him the only quarterback to do so, as he surpassed Marino (two) and Manning (two) for the most 400-yard passing games in NFL postseason history. **2010** - Selected by teammates as a season-long team captain. Opened all 16 regular season games and the NFC Wild Card playoff contest. Completed 448-of-658 passes (68.1%) for 4,620 yards with 33 TDs, 22 interceptions and a 90.8 rating...In NFL opener vs. Minnesota, Sept. 9, posted a 101.3 rating and completed 27-of-36 (75.0%) passes for 237 yards with a 29-yard TD to Henderson on New Orleans' first drive...Completed 28-of-38 (73.7%) passes for 254 yards, two TDs and a 108.9 rating at San Francisco, Sept. 20. With the game tied at 22-22 with 1:19 left, completed four-of-six throws on a drive that ended with a game-winning field goal as time expired...Completed 30-of-38 passes (79.0%) for 365 yards, three TDs and a 111.1 rating vs. Atlanta, Sept. 26...Completed 33-of-48 passes for 275 yards and one TD as he embarked Saints on second fourth quarter rally in three weeks vs. Carolina, Oct. 3...Completed 21-of-32 passes for 263 yards, three TDs, an interception and a 109.2 rating at Tampa Bay, Oct. 17...Completed 34-of-44 passes (77.3%), including 20-of-22 (90.9%) throws in second half for 305 yards, with fourth quarter TD passes to Moore and Colston and a 101.0 rating vs. Pittsburgh, Oct. 31...Completed 27-of-43 passes for 253 yards with two TDs at Carolina, Nov. 7...Completed 29-of-43 throws for a season-high 382 yards, four TDs, two interceptions and a 106.9 rating vs. Seattle, Nov. 21. Surpassed Archie Manning as club completions leader...Completed 23-of-39 passes for 352 yards in fourth quarter come-from-behind victory, with one TD on Thanksgiving at Dallas, Nov. 25. 12-yard scoring strike to Moore with 1:55 left gave the Saints the lead for good...Completed 23-of-29 passes for 313 yards in second consecutive fourth quarter come-from-behind win, with two TD passes, one interception and a 120.3 rating at Cincinnati, Dec. 5. Gave Saints lead with a three-yard TD to Colston with 31 seconds left. With his second quarter 52-yard completion to Graham, surpassed Manning as the club's all-time passing yardage leader...Led the Saints to their sixth straight win vs. Rams, Dec. 12, completing 25-of-40 passes for 221 yards, three TDs and two interceptions...Completed 29-of-46 passes for 267 yards with three TDs and an interception as he rallied Saints from a 21-7 deficit to tie score 21-21 in the fourth quarter at Baltimore, Dec. 19...In a fourth quarter come-from-behind Monday night win at Atlanta, Dec. 27, completed 35-of-49 (71.4%) passes for 302 yards with one TD, a six-yard fourth quarter completion to Graham, that capped off a successful 13-play, 90-yard drive...In the NFC Wild Card Playoff game at Seattle, 1/8/11, completed 39-of-60 passes for 404 yards with two TDs and a 95.4 passer rating...Selected to the Pro Bowl. **2009** - Selected by teammates as season-long team captain. Started all 15 games he played, held out of regular season finale with Saints having clinched NFC's No. 1 seed. In regular season, threw for over 300 yards in seven games and over 295 in three others en route to 4,388 yards. Set what was then an NFL record with a 70.6 completion pct. and tied his team record with 34 touchdown passes. Also led league with a 109.6 passer rating. Nearly flawless in the postseason while leading the Saints to Super Bowl XLIV title, completing 72-of-102 passes (70.6 percent) for 732 yards with eight touchdowns, zero interceptions and a 117.0 rating...In Super Bowl XLIV vs. Indianapolis, 2/7/10, was 32-of-39 for 288 yards with two TDs and a 114.5 rating, winning MVP honors. Completed 18 of last 19 passes, and final 10 attempts. Also found Moore on a two-point conversion in

SUPER SAINT

DREW BREESES' RECORD AS A SAINTS STARTER (REGULAR SEASON)

Passes for more than 250 yards	103-62
Passes for less than 250 yards	30-21
Passes for more than 300 yards.....	69-33
Throws three or more TD passes	64-22
Completes more than 60% of passes	125-59
Posts a passer rating of 90.0 or more	108-35
Posts a passer rating of 100.0 or more	93-24
Posts a passer rating of 140.0 or more	16-0
Home Games.....	72-37
Road Games	61-46
Indoors	86-52
Outdoors.....	48-22
Artificial Turf.....	95-56
Natural Grass	37-27
Day Games	95-63
Night Games.....	33-17
vs. NFC teams.....	100-61
vs. AFC teams.....	33-22

finishing 23-of-32 for 243 yards with three TD passes and no interceptions. Found Henderson for a 44-yard TD off a flea-flicker...In opener vs. Detroit, Sept. 13, named NFC Offensive Player of the Week after tossing six TD passes and 358 yards and notching a 137.0 rating. Tied what was at the time the team record with his TD total (Billy Kilmer, 11/2/69). Became first player to throw six TDs on kickoff weekend...At Philadelphia, Sept. 20 - his 50th contest with the Saints - led the team to 48 points while completing over 73 percent of his passes for 311 yards with three TDs, one interception and a 118.6 rating. Tied an NFL record with nine TDs after two games...Named NFC Offensive Player of the Month for September, the second-straight year he took home award...Set team record vs. New York Giants, Oct. 18, completing 15-straight passes in first half. Ended 23-of-30 (76.7%) for 369 yards and four touchdowns, engineering TD drives on the club's first four possessions, earning NFC Offensive Player of the Week...Overcame a rough start at Miami, Oct. 25, to help produce 23 points of a 36-point second-half output in a comeback victory to erase a 24-3 deficit. Completed 22-of-38 passes, finishing with 298 yards, one TD, three interceptions and a career-high two rushing TDs... Had another torrid performance in a Monday night win vs. Atlanta, Nov. 2, completing 25-of-33 passes (75.8%) for 308 yards, two TDs, one interception and a 111.7 passer rating...Threw for 330 yards, one TD and an interception, going 25-for-34 in win vs. Carolina, Nov. 8...Led the Saints to their 10th-straight win by completing 19-of-29 with three TDs at Tampa Bay, Nov. 22, posting a 118.0 rating...Named NFC Player of the Week for third time in 2009 after posting a perfect 158.3 rating in 38-17 win over New England, Nov. 30. Completed 18-of-23 (78.3%), with five TDs to five different players, his fourth career game with five or more TD throws...At Washington, Dec. 6, notched 35 completions on 49 attempts for 419 yards in an overtime victory, throwing two TDs and an interception. Set season-high in attempts, completions and yardage. Tied game with a 53-yard

rallying New Orleans from a 10-0 deficit. One of only six QBs (Troy Aikman, Brady, Joe Montana, Phil Simms and Wilson) to have 200 passing yards, two passing TDs and a 70% completion percentage in a Super Bowl win...In NFC Championship vs. Minnesota, 1/24/10, completed 17-of-31 passes for 197 yards with three TDs and a 106.5 rating, leading team to first Super Bowl. Successfully led game-winning drive in overtime, a 10-play, 39-yard march to set up field goal...Had 125.4 rating in NFC Divisional win vs. Arizona, 1/16/10,

touchdown to Robert Meachem with 1:19 left in regulation...Reached 30,000 career yards - throwing for 296 while going 31-of-40 (77.5%) with a 122.5 passer rating and three TDs - at Atlanta, Dec. 13...Dec. 19 vs. Dallas, became the club's all-time passing touchdown leader with seven-yard scoring toss to Moore, his lone TD pass of the game. Completed 29-of-45 for 298 yards with one interception. The touchdown throw to Moore also made him the 24th player in NFL history to reach 200 career TDs, as he was then the fourth-quickest to reach this milestone in his 121st game (since tied by Brady)...Broke own team record by completing 19-straight passes in the third and fourth quarters vs. Tampa Bay, Dec. 27, part of a 32-of-37 performance. Had 258 yards, one TD and a 104.7 rating... Third quarterback at Carolina, 1/3/10, after the club had clinched the NFC's number one seed in the postseason, breaking streak of 79 consecutive starts...Selected as Pro Bowl starter for the first time, even though he didn't play in game due to team's qualification for Super Bowl. **2008** - Served as an offensive team captain. Named *Associated Press* NFL Offensive Player of the Year after becoming only second QB in NFL history to throw for over 5,000 yards and tied the league record with 10 games with 300 or more yards. Voted to the Pro Bowl. Led the NFL in passing yardage (5,069), attempts (635), completions (413), completions of 25 yards or more (35) and tied for a league-best with 34 TDs. Threw touchdowns to 11 different players, equaling another league all-time mark (Brady, 2007). Named NFC Offensive Player of the Week three times and the conference Offensive Player of the Month in September...Led club to a 24-20 win in opener vs. Tampa Bay, completing 23-of-32 for 343 yards with three TDs...At Denver, Sept. 21, had 421 passing yards, then fourth-highest in team history. Set team record with 39 completions on 48 attempts with a TD...Tossed three TDs in win vs. San Francisco, Sept. 28, completing 23-of-35 for 363 yards. Became fourth QB in team history to reach 10,000 passing yards on 47-yard scoring strike to Meachem...Oct. 6 vs. Minnesota, connected on 26-of-46 for 330 yards with a TD and two interceptions...Nearly perfect vs. Raiders, Oct. 12, completing 26-of-30 (86.7%) for 320 yards, three TDs and a 144.4 rating. Completed first 16 passes, and named NFC Offensive Player of the Week...Going against his former team for the first time, led Saints to 37-32 win over San Diego at London's Wembley Stadium, Oct. 26. Named NFC Offensive Player of the Week after throwing for 339 yards and three TDs on 30-for-41 passing with a 121.9 rating...At Atlanta, Nov. 9, recorded 422 yards with two touchdowns, including 294 in fourth quarter...Named NFC Offensive Player of the Week after posting a 157.5 rating vs. Green Bay, Nov. 24. Completed 20-of-26 for 323 yards and four TDs, including 70-yard scoring throws to Moore and Colston...Dec. 21, at Detroit, had a 117.8 rating, going 30-of-40 for 351 yards and two TDs, breaking what were then his own team records for passing yardage and touchdowns...Led furious comeback that fell short in fourth quarter vs. Carolina, Dec. 28, finishing 30-of-49 with 386 yards, four TDs - three in the final 15 minutes - and one interception. Became only the second player in NFL history to throw for 5,000 yards. **2007** - Led NFL in completions (then-league-record 440) and attempts (652), ranked second in yards (4,423), third in completion percentage (67.5) and tied for sixth in touchdown passes (28). Started all 16 games, finishing with an 89.4 rating. Threw for 250 yards or more in 11-of-16 contests, including five of over 300 yards. Average of 276.4 yards per game second in the league. Tied for fifth in NFL with 27 completions of 25 yards or more. Picked by teammates as one of five season-long team captains...Recorded first 300-yard day of season at San Francisco, Oct. 28, completing 31-of-39

(79.5%) for 336 yards with a season-high four TDs for a 136.8 rating. Named NFC Offensive Player of the Week...Threw for what was then the second-most passing yards in club history with 445 in win vs. Jacksonville, Nov. 4. Completed 35-of-49 passes with three TDs. His 346 first half passing yards are the most for a Saint in a single half...Nov. 25, led the Saints to their first win at Carolina since 2005 by

CAREER GAME BY GAME (REGULAR SEASON)

PASSING

2019

	ATT	CMP	YDS	PCT	TD	INT	LG	SACKS	RT
9/9 HOU	43	32	370	74.4	2	1	41	1/8	105.8
9/15 @LAR	5	3	38	60.0	0	1	19	0/0	44.2
9/22 @SEA	Inactive								
9/29 DAL	Inactive								
10/6 TB	Inactive								
10/13 @JAX	Inactive								
10/20 @CHI	Inactive								
10/27 ARI	43	34	373	79.1	3	1	36	0/0	116.4
11/10 ATL	45	32	287	71.1	0	0	22	6/46	87.9
11/17 @TB	35	28	228	80.0	3	0	41	0/0	122.4
11/24 CAR	39	30	311	76.9	3	1	30	2/11	114.4
11/28 @ATL	30	18	184	60.0	1	0	40	0/0	88.8
12/8 SF	40	29	349	72.5	5	0	49	0/0	138.4
12/16 IND	30	29	307	96.7	4	0	28	0/0	148.9
12/22 @TEN	38	27	279	71.1	3	0	61t	3/24	118.2
12/29 @CAR	30	19	253	63.3	3	0	45	0/0	123.3
Totals	378	281	2,979	74.3	27	4	61t	12/89	116.3

2018

	ATT	CMP	YDS	PCT	TD	INT	LG	SACKS	RT
9/9 @TB	45	37	439	82.2%	3	0	35	1/7	129.5
9/16 CLE	35	28	243	80.0%	2	0	42	3/30	114.6
9/23 @ATL	49	39	396	79.6%	3	0	35	1/5	120.7
9/30 @NYG	32	18	217	56.3%	0	0	25	1/8	77.2
10/8 WAS	29	26	363	89.7%	3	0	62	2/14	153.2
10/21 @BAL	30	22	212	73.3%	2	0	32	1/7	114.9
10/28 @MIN	23	18	120	78.3%	1	1	20	0/0	84.8
11/4 LAR	36	25	346	69.4%	4	0	72t	0/0	137.0
11/11 @CIN	25	22	265	88.0%	3	0	42	0/0	150.4
11/18 PHI	30	22	363	73.3%	4	0	38	0/0	153.2
11/22 ATL	22	15	171	68.2%	4	1	28	1/6	111.9
11/29 DAL	28	18	127	64.3%	1	1	30	2/16	71.6
12/9 @TB	31	24	201	77.4%	1	1	20	1/3	90.9
12/17 @CAR	35	23	203	65.7%	0	1	28	2/12	69.1
12/23 PIT	39	27	326	69.2%	1	0	42	2/13	103.2
12/30 CAR	Inactive								
Totals	489	364	3,992	74.4	32	5	72t	17/121	115.7

2017

	ATT	CMP	YDS	PCT	TD	INT	LG	SACKS	RT
9/11 @MIN	37	27	291	73.0%	1	0	52	1/7	104.7
9/17 NE	45	27	356	60.0%	2	0	42	1/8	99.9
9/24 @CAR	29	22	220	75.9	3	0	40t	1/7	131.4
10/1 @MIA	41	29	268	70.7%	2	0	31	1/7	104.5
10/15 DET	30	20	186	66.7%	2	2	25	0/0	78.2
10/22 @GB	38	27	331	71.1%	1	2	47	1/7	84.4
10/29 CHI	28	23	299	82.1%	0	0	54	2/13	111.2
11/5 TB	27	22	263	81.9%	2	0	36t	1/7	131.9
11/12 @BUF	25	18	184	72.0%	0	0	30	0/0	92.8
11/19 WAS	41	29	385	70.7%	2	1	29	2/10	106.2
11/26 @LAR	32	22	246	68.8%	1	0	33	3/23	101.8
12/3 CAR	34	25	269	73.5%	1	0	32	2/17	106.1
12/7 @ATL	35	26	271	74.3%	2	1	35	2/15	103.4
12/14 NYJ	36	26	281	72.2%	2	1	54	0/0	102.2
12/24 ATL	28	21	239	75.0%	1	1	54t	1/10	97.2
12/31 @TB	30	22	245	73.3%	1	0	43	2/14	108.3
Totals	536	386	4,334	72.0%	23	8	54t	20/145	103.9

2016

	ATT	CMP	YDS	PCT	TD	INT	LG	SACKS	RT
9/11 OAK	42	28	423	66.7	4	0	98t	1/4	131.3
9/18 @NYG	44	29	263	65.9	1	0	23	2/16	89.5
9/26 ATL	54	36	376	66.7	3	1	36	2/17	97.5
10/2 @SD	36	23	207	63.9	2	2	23	2/15	74.5
10/16 CAR	49	34	465	69.4	4	1	87t	1/5	118.2
10/23 @KC	48	37	367	77.1	3	1	30	1/8	110.3
10/30 SEA	35	27	265	77.1	1	0	38	2/13	107.4
11/6 @SF	39	28	323	71.8	3	0	32t	1/0	122.1
11/13 DEN	29	21	303	72.4	3	2	37	1/10	111.7
11/17 @CAR	44	35	285	79.6	2	1	22	3/21	99.3
11/27 LA	36	28	310	77.8	4	0	35	2/14	139.6
12/4 DET	44	31	326	70.5	0	3	39	1/7	63.3
12/11 @TB	41	25	257	61.0	0	3	38	1/9	48.5
12/18 @ARI	48	37	389	77.1	4	0	65t	3/31	127.9
12/24 TB	34	23	299	67.7	1	0	46	2/5	104.9
1/1 @ATL	50	29	350	58.0	2	1	35	2/9	84.6
Totals	673	471	5,208	70.0	37	15	98t	27/184	101.7

2015

	ATT	CMP	YDS	PCT	TD	INT	LG	SACKS	RT
9/13 @ARI	48	30	355	62.5	1	1	63	2/1	83.2
9/20 TB	38	24	255	63.2	1	1	24	4/36	80.5
9/27 @CAR	Inactive (Shoulder)								
10/4 DAL	41	33	359	80.5	2	0	80t	3/24	119.4
10/11 @PHI	43	26	335	60.5	2	1	59	5/43	90.7
10/15 ATL	39	30	312	76.9	1	0	28	1/8	108.1
10/25 @IND	44	28	255	63.6	1	1	47	2/14	77.4
11/1 NYG	50	39	505	78.0	7	2	53t	0/0	131.7
11/8 TEN	39	28	387	71.8	3	1	38t	4/32	118.2
11/15 @WAS	28	19	209	67.9	2	2	60t	2/17	83.8
11/29 @HOU	44	25	228	56.8	0	1	26	2/10	61.6
12/6 CAR	42	24	282	57.1	3	1	54t	2/18	91.6
12/13 @TB	41	31	312	75.6	2	0	41	2/11	113.1
12/21 DET	52	34	341	65.4	3	0	28	1/11	103.1
12/27 JAX	36	25	412	69.4	3	0	71t	1/10	135.4
1/3 @ATL	42	32	323	76.2	1	0	36	0/0	105.6
Totals	627	428	4,870	68.3	32	11	80t	31/235	101.0

2014

	ATT	CMP	YDS	PCT	TD	INT	LG	SACKS	RT
9/7 @ATL	42	29	333	69.0	1	1	57	0/0	90.7
9/14 @CLE	40	27	237	67.5	2	1	23	2/14	89.3
9/21 MIN	35	27	293	77.1	2	0	34	1/5	120.3
9/28 @DAL	44	32	340	72.7	2	1	46	1/4	100.6
10/5 TB	57	35	371	61.4	2	3	37	0/0	70.1
10/19 @DET	45	28	342	62.2	2	1	46	1/7	91.2
10/26 GB	32	27	311	84.4	3	0	50t	2/9	138.4
10/30 @CAR	34	24	297	70.6	1	1	27	4/27	94.9
11/9 SF	47	28	292	59.6	3	2	40	2/5	81.2
11/16 CIN	41	33	255	80.5	1	0	17	0/0	100.7
11/24 BAL	45	35	420	77.8	3	1	62	4/21	118.5
11/30 @PIT	27	19	257	70.4	5	0	69t	1/7	140.0
12/7 CAR	49	29	235	59.2	1	2	28	2/17	69.7
12/15 @CHI	36	29	375	80.6	3	0	39	2/15	137.8
12/21 ATL	47	30	313	63.8	1	2	27	5/42	72.4
12/28 @TB	38	24	281	63.2	1	3	44	2/13	61.4
Totals	659	456	4,952	69.2	33	17	69t	29/186	97.0

CAREER GAME BY GAME (REGULAR SEASON)

PASSING

2013

	ATT	CMP	YDS	PCT	TD	INT	LG	SACKS	RT
9/8 ATL	35	26	357	74.3	2	1	67	2/16	113.6
9/15 @TB	46	26	322	56.5	1	2	56t	4/26	67.5
9/22 ARI	46	29	342	63.0	3	1	29	4/23	98.3
9/30 MIA	39	30	413	76.9	4	0	48	2/16	144.5
10/6 @CHI	35	29	288	82.9	2	0	38	1/5	120.0
10/13 @NE	36	17	236	47.2	2	1	34t	1/6	75.7
10/27 BUF	34	26	332	76.5	5	0	69t	4/23	146.1
11/3 @NYJ	51	30	382	58.8	2	2	60	2/16	79.0
11/10 DAL	41	34	392	82.9	4	0	52t	1/9	139.0
11/17 SF	43	30	305	69.8	1	1	44	1/10	87.8
11/21 @ATL	33	23	278	69.7	2	0	44t	1/7	115.5
12/2 @SEA	38	23	147	60.5	1	0	20	1/3	77.4
12/8 CAR	42	30	313	71.4	4	0	22	2/9	124.4
12/15 @StL	56	39	393	69.6	1	2	30	4/22	80.4
12/22 @ATL	44	30	281	68.2	1	2	46	6/42	74.1
12/29 TB	31	24	381	77.4	4	0	76t	1/11	157.4
Totals	650	446	5,162	68.6	39	12	76t	37/244	104.7

2012

	ATT	CMP	YDS	PCT	TD	INT	LG	SACKS	RT
9/9 WAS	52	24	339	46.2	3	2	33t	2/16	70.9
9/16 @CAR	49	31	325	63.3	1	2	29	1/2	72.2
9/23 KC	36	20	240	55.6	3	1	36	4/35	92.4
9/30 @GB	54	35	446	64.8	3	0	80t	2/17	109.0
10/7 SD	45	29	370	64.4	4	1	41	3/19	110.4
10/21 @TB	37	27	377	73.0	4	1	48t	0/0	130.1
10/28 @DEN	42	22	213	52.4	2	1	29t	1/12	72.8
11/5 PHI	27	21	239	77.8	2	0	38	2/8	128.2
11/11 ATL	32	21	298	65.6	3	1	46	1/6	113.8
11/18 @OAK	27	20	219	74.1	3	0	38t	0/0	134.6
11/25 SF	41	26	267	63.4	3	2	43	5/36	86.1
11/29 @ATL	50	28	341	56.0	0	5	38	1/6	37.6
12/9 @NYG	43	26	354	60.5	1	2	62	1/9	75.1
12/16 TB	39	26	307	66.7	4	0	34t	1/9	124.6
12/23 @DAL	53	37	446	69.8	3	0	60	0/0	114.2
12/30 CAR	43	29	396	67.4	4	1	51	2/18	118.0
Totals	670	422	5,177	63.0	43	19	80t	26/190	96.3

2011

	ATT	CMP	YDS	PCT	TD	INT	LG	SACKS	RT
9/8 @GB	49	32	419	65.3	3	0	36	3/23	112.5
9/18 CHI	37	26	270	70.3	3	0	79t	1/6	118.1
9/25 HOU	44	31	370	70.5	3	2	44	2/16	99.6
10/2 @JAX	44	31	351	70.5	1	2	59	3/25	82.7
10/9 @CAR	45	32	359	71.1	2	1	30	2/16	100.1
10/16 @TB	45	29	383	64.4	1	3	43	0/0	70.9
10/23 IND	35	31	325	88.6	5	0	57	2/4	144.9
10/30 @StL	44	30	269	68.2	1	2	25	6/42	73.0
11/6 TB	36	27	258	75.0	2	1	23	0/0	101.4
11/13 @ATL	43	30	322	69.8	2	0	36	0/0	106.9
11/28 NYG	38	24	363	63.2	4	0	50	0/0	129.6
12/4 DET	36	26	342	72.2	3	0	67t	2/4	129.6
12/11 @TEN	47	36	337	76.6	2	0	35	2/14	110.0
12/18 @MIN	40	32	412	80.0	5	0	47t	0/0	149.2
12/26 ATL	39	23	307	59.0	4	2	41	1/8	96.8
1/1 CAR	35	28	389	80.0	5	1	42t	0/0	140.7
Totals	657	468	5,476	71.2	46	14	79t	24/158	110.6

2010

	ATT	CMP	YDS	PCT	TD	INT	LG	SACKS	RT
9/9 MIN	36	27	237	75.0	1	0	29t	1/8	101.3
9/20 @SF	38	28	254	73.7	2	0	30	2/17	108.9
9/26 ATL	38	30	365	78.9	3	2	80t	2/10	111.1
10/3 CAR	48	33	275	68.8	1	0	20	2/13	90.2
10/10 @ARI	39	24	279	61.5	2	3	39	1/6	68.2
10/17 @TB	32	21	263	65.6	3	1	42t	0/0	109.2
10/24 CLE	56	37	356	66.1	2	4	29	3/20	65.8
10/31 PIT	44	34	305	77.3	2	1	50	2/17	101.0
11/7 @CAR	43	27	253	62.8	2	1	36	0/0	84.7
11/21 SEA	43	29	382	67.4	4	2	32t	0/0	106.9
11/25 @DAL	39	23	352	59.0	1	1	57	2/19	86.7
12/5 @CIN	29	24	313	82.8	2	1	52t	2/23	120.3
12/12 StL	40	25	221	62.5	3	2	31t	1/8	81.4
12/19 @BAL	46	29	267	63.0	3	1	27	3/25	91.5
12/27 @ATL	49	35	302	71.4	1	2	25	1/6	77.1
1/2 TB	38	22	196	57.9	1	1	21	3/13	69.6
Totals	658	448	4,620	68.1	33	22	80t	25/185	90.9

2009

	ATT	CMP	YDS	PCT	TD	INT	LG	SACKS	RT
9/13 DET	34	26	358	76.5	6	1	58t	0/0	137.0
9/20 @PHI	34	25	311	73.5	3	1	38	2/23	118.6
9/27 @BUF	29	16	172	55.2	0	0	32	2/16	72.8
10/4 NYJ	32	20	190	62.5	0	0	36	0/0	78.9
10/18 NYG	30	23	369	76.7	4	0	40	0/0	156.8
10/25 @MIA	38	22	298	57.9	1	3	66	5/22	58.9
11/2 ATL	33	25	308	75.8	2	1	30	2/17	111.7
11/8 CAR	35	24	330	68.6	1	1	63	1/0	96.1
11/15 @StL	26	18	223	69.2	2	2	27t	1/6	89.1
11/22 @TB	29	19	187	65.5	3	0	37	0/0	118.0
11/30 NE	23	18	371	78.3	5	0	75t	1/4	158.3
12/6 @WAS	49	35	419	71.4	2	1	53t	1/11	102.3
12/13 @ATL	40	31	296	77.5	3	0	42	0/0	122.5
12/19 DAL	45	29	298	64.4	1	1	35	4/27	81.5
12/27 TB	37	32	258	86.5	1	0	30t	1/9	104.7
1/3 @CAR	Inactive (3rd QB)								
Totals	514	363	4,388	70.6	34	11	75t	20/135	109.6

2008

	ATT	CMP	YDS	PCT	TD	INT	LG	SACKS	RT
9/7 TB	32	23	343	71.9	3	1	84t	1/6	124.9
9/14 @WAS	33	22	216	66.7	1	2	22	2/21	69.8
9/21 @DEN	48	39	421	81.3	1	0	74	1/7	110.2
9/28 SF	35	23	363	65.7	3	1	81	0/0	116.7
10/6 MIN	46	26	330	56.5	1	2	52	1/10	68.2
10/12 OAK	30	26	320	86.7	3	0	51	1/1	144.4
10/19 @CAR	39	21	231	53.8	0	1	54	1/3	61.0
10/26 SD	41	30	339	73.2	3	0	49	0/0	121.9
11/9 @ATL	58	31	422	53.4	2	3	48	1/6	66.9
11/16 @KC	36	25	266	69.4	1	1	47t	0/0	88.4
11/24 GB	26	20	232	76.9	4	0	70t	1/5	157.5
11/30 @TB	47	25	296	53.2	2	3	37	1/8	60.2
12/7 ATL	32	18	230	56.3	2	0	36	0/0	99.7
12/11 @CHI	43	24	332	55.8	2	2	24	1/6	67.2
12/21 @DET	40	30	351	75.0	2	0	64	0/0	117.8
12/28 CAR	49	30	386	61.2	4	1	26t	2/19	104.6
Totals	635	413	5,069	65.0	34	17	84t	13/92	96.2

CAREER GAME BY GAME (REGULAR SEASON)

PASSING

2007

	ATT	CMP	YDS	PCT	TD	INT	LG	SACKS	RT
9/6 @ IND	41	28	192	68.3	0	2	23	1/5	58.2
9/16 @ TB	44	26	260	59.1	1	1	58	2/16	74.1
9/24 TEN	45	29	225	64.4	0	4	37	1/7	39.6
10/7 CAR	47	29	252	61.7	0	2	54	0/0	58.1
10/14 @ SEA	36	25	246	69.4	2	0	36	0/0	106.9
10/21 ATL	34	22	219	64.7	2	1	37t	0/0	90.2
10/28 @ SF	39	31	336	79.5	4	0	43	0/0	136.8
11/4 JAX	49	35	445	71.4	3	0	57	1/10	119.9
11/11 StL	36	25	272	69.4	2	2	36	2/16	86.8
11/18 @ HOU	49	33	290	67.3	1	2	32	1/10	72.7
11/25 @ CAR	36	24	260	66.7	3	1	45	0/0	103.9
12/2 TB	23	17	179	73.9	2	0	45t	3/17	125.1
12/10 @ ATL	41	28	328	68.3	3	0	36	0/0	116.7
12/16 ARI	30	26	315	86.7	2	0	32t	1/8	132.6
12/23 PHI	42	27	284	64.3	0	1	52	1/8	73.9
12/30 @ CHI	60	35	320	58.3	3	2	21t	3/12	75.7
Totals	652	440	4,423	67.5	28	18	58	16/109	89.4

2006

	ATT	CMP	YDS	PCT	TD	INT	LG	SACKS	RT
9/10 @ CLE	30	16	170	53.3	1	1	20	0/0	67.4
9/17 @ GB	41	26	353	63.4	2	1	57	4/21	96.9
9/25 ATL	28	20	191	71.4	0	0	29	1/11	90.0
10/1 @ CAR	38	28	349	73.7	1	0	86t	1/5	110.5
10/8 TB	33	21	171	63.6	1	0	18	0/0	86.8
10/15 PHI	37	27	275	73.0	3	2	48t	0/0	98.4
10/29 BAL	45	24	383	53.3	3	3	53	2/15	76.4
11/5 @ TB	32	24	314	75.0	3	0	52t	0/0	136.7
11/12 @ PIT	47	31	398	66.0	1	0	48	1/5	99.4
11/19 CIN	52	37	510	71.2	2	3	72t	2/6	91.0
11/26 @ ATL	30	21	349	70.0	2	0	76t	2/17	131.1
12/3 SF	28	17	186	60.7	1	0	74	1/1	92.3
12/10 @ DAL	38	26	384	68.4	5	0	61t	1/7	140.8
12/17 WAS	38	21	207	55.3	0	1	24	2/8	59.9
12/24 @ NYG	32	13	132	40.6	1	0	40	1/9	63.5
12/31 CAR	5	4	46	80.0	0	0	25	0/0	105.0
Totals	554	356	4,418	64.3	26	11	86t	18/105	96.2

2005

	ATT	CMP	YDS	PCT	TD	INT	LG	SACKS	RT
9/11 DAL	35	18	209	51.4	2	2	33	2/21	65.1
9/18 @ DEN	23	15	175	65.2	0	1	24	4/41	70.0
9/25 NYG	22	19	191	86.4	2	0	27	0/0	133.1
10/2 @ NE	24	19	248	79.2	2	0	38	0/0	137.5
10/10 PIT	35	20	219	57.1	1	1	41	1/6	73.4
10/16 @ OAK	20	14	164	70.0	1	0	35t	2/12	111.3
10/23 @ PHI	40	23	299	57.5	2	2	43	3/29	77.0
10/30 KC	43	25	324	58.1	3	1	35t	0/0	95.5
11/6 @ NYJ	27	20	270	74.1	1	1	29	1/8	102.4
11/20 BUF	38	23	339	84.8	4	0	39	1/2	149.1
11/27 @ WAS	44	22	215	50.0	0	3	24	3/20	35.7
12/4 OAK	22	17	160	77.3	2	0	27	2/12	127.1
12/11 MIA	52	35	279	67.3	2	1	25	3/34	85.3
12/18 @ IND	33	22	255	66.7	1	2	54	1/8	74.7
12/24 @ KC	33	18	161	54.5	1	1	22	1/8	65.3
12/31 DEN	14	8	68	57.1	0	0	15	3/22	69.9
Totals	500	323	3,576	64.6	24	15	54	27/223	89.2

2004

	ATT	CMP	YDS	PCT	TD	INT	LG	SACKS	RT
9/12 @ HOU	24	17	209	70.8	2	0	36t	1/7	125.2
9/19 NYJ	19	8	146	42.1	1	2	59	1/7	47.1
9/26 @ DEN	29	14	121	48.3	0	0	17	4/30	59.7
10/3 TEN	20	16	206	80.0	3	0	58t	1/8	149.2
10/10 JAX	26	17	211	65.4	2	0	54	0/0	116.0
10/17 @ ATL	31	23	227	74.2	1	1	23	1/4	91.7
10/24 @ CAR	32	21	196	65.6	0	0	23	1/8	82.3
10/31 OAK	25	22	281	88.0	5	0	29	1/8	153.1
11/7 NO	36	22	257	61.1	4	0	31	1/7	119.8
11/21 @ OAK	34	18	226	52.9	1	0	28	0/0	83.7
11/28 @ KC	37	28	378	75.7	2	0	65	1/7	125.7
12/5 DEN	27	14	106	51.9	0	1	30	2/20	46.2
12/12 TB	23	17	220	73.9	2	2	79t	2/14	96.3
12/19 @ CLE	6	4	85	66.7	1	0	72t	1/2	149.3
12/26 @ IND	31	21	290	67.7	3	1	74t	1/9	116.3
1/2 KC	Inactive								
Totals	400	262	3,159	65.5	27	7	79t	18/131	104.8

2003

	ATT	CMP	YDS	PCT	TD	INT	LG	SACKS	RT
9/7 @ KC	33	18	202	54.5	2	2	23	3/34	68.0
9/14 DEN	41	20	182	48.8	1	1	23t	0/0	59.2
9/21 BAL	45	28	270	62.2	0	3	40	1/13	51.2
9/28 @ OAK	31	21	187	67.7	1	1	37	0/0	81.0
10/5 @ JAX	41	24	296	58.5	3	0	46t	4/19	105.3
10/19 @ CLE	18	9	74	50.0	0	1	17	1/13	37.7
10/27 MIA	30	19	190	63.3	0	3	28	6/44	41.7
11/2 @ CHI	15	7	49	46.7	0	1	10	0/0	26.8
11/9 MIN	Active, Did Not Play								
11/16 @ DEN	Active, Did Not Play								
11/23 CIN	Active, Did Not Play								
11/30 KC	Active, Did Not Play								
12/7 @ DET	Active, Did Not Play								
12/14 GB	48	28	363	58.3	2	1	68t	2/27	87.4
12/21 @ PIT	26	16	198	61.5	1	2	57t	1/5	65.9
12/28 OAK	28	15	97	53.6	1	0	28	3/23	73.1
Totals	356	205	2,108	57.6	11	15	68t	21/178	67.5

2002

	ATT	CMP	YDS	PCT	TD	INT	LG	SACKS	RT
9/8 @ CIN	19	15	160	78.9	2	0	30	1/0	136.8
9/15 HOU	28	15	163	53.6	1	1	35t	2/20	68.0
9/22 @ ARI	31	17	181	54.8	0	1	21	2/17	58.7
9/29 NE	18	10	104	55.6	1	0	52t	0/0	91.0
10/6 @ DEN	42	26	235	61.9	1	2	30	0/0	65.1
10/13 KC	41	28	319	68.3	2	2	29	1/7	87.3
10/20 @ OAK	25	16	170	64.0	2	0	31	2/9	110.4
11/3 NYJ	35	22	192	62.9	1	2	26	2/22	63.0
11/10 @ StL	20	12	139	60.0	0	2	26	1/9	41.5
11/17 SF	50	29	336	58.0	2	1	47	0/0	83.4
11/24 @ MIA	22	15	107	68.2	0	1	23	3/27	60.2
12/1 DEN	41	27	217	65.9	0	0	30	1/3	79.0
12/8 OAK	41	22	239	53.7	0	3	28	2/13	40.6
12/15 @ BUF	24	13	148	54.2	0	0	42	3/20	72.9
12/22 @ KC	40	26	242	65.0	2	0	32	1/7	98.1
12/29 SEA	49	27	332	55.1	3	1	31t	3/26	88.1
Totals	526	320	3,284	60.8	17	16	52t	24/180	76.9

2001

	ATT	CMP	YDS	PCT	TD	INT	LG	SACKS	RT
No statistics in 15 games									
11/4 KC	27	15	221	55.6	1	0	40	2/12	94.8
Totals	27	15	221	55.6	1	0	40	2/12	94.8

VETERANS

PASSING YARDAGE MILESTONES

No.	Date	Opponent	Stadium	Receiver	Yards
1	11/04/01	vs. Kansas City	Qualcomm Stadium	Terrell Fletcher	7
20,000	12/10/07	at Atlanta	Georgia Dome	David Patten	21
30,000	12/13/09	at Atlanta	Georgia Dome	Pierre Thomas	12
40,000	12/18/11	at Minnesota	Mall of America Field	Pierre Thomas	16
50,000	12/8/13	vs. Carolina	Mercedes-Benz Superdome	Jimmy Graham	22
60,000	12/21/15	vs. Detroit	Mercedes-Benz Superdome	Brandin Cooks	27
70,000	12/24/17	vs. Atlanta	Mercedes-Benz Superdome	Mark Ingram II	12
72,103*	10/8/18	vs. Washington	Mercedes-Benz Superdome	Tre'Quan Smith	62

* With his 62-yard touchdown pass to WR Tre'Quan Smith, Brees became the NFL's all-time passing yardage leader.

throwing three TDs and running for an eight-yard score. Completed 24-of-36 passes for 260 yards and one interception. His rushing TD was his first with Saints...In Monday Night victory at Atlanta, Dec. 10, completed 28-of-41 passes for 328 yards with three TDs, two to Colston and a 116.7 rating...Dec. 16 vs. Arizona posted 86.7 completion percentage (26-for-30) with 315 yards, two TDs (19- and 32-yard strikes), zero interceptions and a 132.6 rating, his fourth-straight contest in triple digits. Named NFC Offensive Player of the Week...Finished 27-of-42 for 284 yards and an interception vs. Philadelphia, Dec. 23. In first quarter, continued a streak that started the week before of 17-straight completions...At Chicago, Dec. 30, set club record for attempts in a game (60), completing 35 for 320 yards and three TDs and two interceptions. Broke what was then NFL record for completions in a season (418, Gannon-2002). **2006** - Top free agent signing paid immediate dividends with honor-filled season, leading the offense and rewriting club's passing records. Started all 16 regular season games and both playoff contests. Completed 356-of-554 (64.3%) for NFL-high 4,418 yards, with 26 TDs and 11 interceptions. Posted then-team-record 96.2 passer rating. Set a slew of team records that he's since broken, but his single-game passing yardage mark (510 vs. Cincinnati, Nov. 19) still stands. Threw for more yards than any quarterback in NFL history with new team (previous: Drew Bledsoe, 4,359, Buffalo, 2002). Had 1,954 passing yards from Oct. 29-Nov. 26 (vs. Baltimore through at Atlanta), the most over a five-game span. Had streaks of 141, 136 and 102 passes without an interception. Had 4,033 passing yards in first 13 games, second-highest in league history at that point in season (Gannon, Oakland, 2002, 4,205)...In NFC Championship at Chicago, 1/21/07, completed 27-of-49 passes for 354 yards with two TDs and an interception. Had 88-yard TD pass to Reggie Bush...In NFC Divisional win vs. Philadelphia, 1/13/07, completed 20-of-32 passes for 243 yards with one TD as Saints advanced to NFC Championship for the first time...Ended postseason 47-of-81 for 597 yards (58%) with three TDs, one interception and 88.3 rating...In his first regular season game with Saints, a win at Cleveland, Sept. 10 was 17-of-31 for 176 with a TD and interception...After rough start with two early fumbles at Green Bay, Sept. 17, led comeback by completing 26 passes on 41 attempts for 353 yards with two TDs and a 96.9 rating. Became the lone quarterback in club history to notch back-to-back road wins to open a season...Sept. 25 vs. Atlanta completed 20-of-28 (71.4%) for 191 yards for victory in club's triumphant Superdome return following Hurricane Katrina...Had 349 yards - including a career-long 86-yard TD to Colston - while completing 28-of-38 with a 110.5

BREES' COMEBACKS

Since joining the Saints in 2006, Drew Brees has engineered 44 career game-winning performances to lead his team to a victory from a fourth-quarter deficit or tie. He has accomplished the feat 41 times in the regular season and three times in the playoffs (including in Super Bowl XLIV).

DREW BREES' COMEBACK PERFORMANCES (43)

Date	Opp.	Score	Time Remaining		Passing Statistics					Final
			In Reg.	Att.	Cmp.	Yds.	TD	Int		
9/17/06	at GB	20-20	14:18	9	7	74	1	0	34-27	
10/15/06	PHI	17-24	14:54	12	11	134	1	0	27-24	
10/21/07	ATL	14-16	10:19	9	7	66	1	0	22-16	
9/7/08	TB	17-20	10:38	3	3	76	1	0	24-20	
12/7/08	ATL	16-17	15:00	4	3	53	1	0	29-25	
10/25/09	at MIA	24-34	15:00	8	6	136	0	0	46-34	
11/8/09	CAR	20-20	15:00	7	4	53	0	0	30-20	
12/6/09	at WAS	20-30	12:51	20	15	195	1	0	33-30 ot	
12/13/09	at ATL	23-23	12:56	13	8	49	0	0	26-23	
1/24/10*	MIN	21-21	15:00	11	6	47	1	0	31-28 ot	
2/7/10**	IND	16-17	15:00	7	7	44	1	0	31-17	
9/20/10	at SF	22-22	1:19	6	4	56	0	0	25-22	
10/3/10	CAR	10-14	15:00	10	8	61	0	0	16-14	
11/25/10	at DAL	23-27	5:51	6	3	89	1	0	30-27	
12/5/10	at CIN	27-30	4:25	3	3	45	1	0	34-30	
12/27/10	at ATL	10-14	14:14	14	11	122	1	1	17-14	
9/25/11	HOU	32-33	4:13	6	3	56	0	0	40-33	
10/2/11	at CAR	23-27	12:40	13	10	100	1	0	30-27	
11/13/11	at ATL	23-23	0:00	3	3	20	0	0	26-23	
12/11/11	at TEN	9-10	15:00	10	8	105	2	0	22-17	
10/7/12	SD	21-24	15:00	8	6	97	1	0	31-24	
12/23/12	at DAL	31-31	0:00	4	3	42	0	0	34-31	
9/16/13	at TB	13-14	1:06	4	3	54	0	0	16-14	
11/17/13	SF	14-17	15:00	14	10	144	0	0	23-20	
1/4/14&	at PHI	23-24	4:54	1	1	6	0	0	26-24	
10/5/14	TB	31-31	0:00	6	3	40	0	0	37-31	
12/28/14	at TB	7-20	15:00	8	5	60	1	0	23-20	
10/4/15	vs. DAL	20-20	0:00	2	1	80	1	0	26-20	
1/3/16	at ATL	17-17	1:42	0	0	0	0	0	20-17	
10/2/16	at SD	21-24	15:00	10	6	34	1	1	35-34	
10/16/16	vs. CAR	38-38	2:48	9	8	46	0	0	41-38	
10/30/16	vs. SEA	16-17	15:00	7	6	45	1	0	25-20	
12/18/16	at ARZ	34-34	8:57	9	7	83	1	0	48-41	
10/22/17	at GB	16-17	14:50	7	6	42	0	0	26-17	
11/19/17	vs. WAS	16-31	5:58	11	11	164	2	0	34-31	
9/16/18	vs. CLE	18-18	0:55	2	4	50	0	0	21-18	
9/23/18	at ATL	37-37	7:05	9	11	72	0	0	43-37	
10/21/18	at BAL	7-17	15:00	7	9	66	1	0	24-23	
11/4/18	vs. LAR	35-35	9:48	2	7	90	1	0	45-35	
12/9/18	at TB	11-14	9:48	8	10	57	0	0	28-14	
12/17/18	at CAR	6-7	15:00	6	6	58	0	0	12-9	
12/23/18	vs. PIT	24-28	15:00	9	15	97	1	0	31-28	
9/9/19	vs. HOU	28-17	0:37	5	3	35	0	0	30-28	
11/24/19	vs. CAR	31-31	1:56	17	11	98	0	1	34-31	

* NFC Championship ** Super Bowl XLIV & NFC Wild Card Playoff

rating at Carolina, Oct. 1...Tossed three TDs in win vs. Philadelphia, Oct. 15. Tied with 8:26 remaining, led the Saints on a 16-play, 72-yard march to set up the game-winning field goal as time expired. Completed his final ten passes, finishing 27-of-37 for 275 yards with two interceptions and a 98.4 rating...Posted a 136.7 rating, completing 24-of-32 for 314 yards, threw zero interceptions and three TDs at Tampa Bay, Nov. 5. Completed 10-of-12 passes in the third quarter and was named NFC Offensive Player of the Week...At Pittsburgh, Nov. 12, completed 31-of-47 passes for 398 yards and one TD, notching third-straight game with 300 yards...Recorded what was then the sixth-highest passing yardage day in NFL history with 510 (now tied for 11th) vs. Cincinnati, Nov. 19. Completed 37-of-57, with two TDs and three interceptions. Yardage total shattered former club record (441, Aaron Brooks vs. Denver, Dec. 3, 2000). Completed passes to eight targets as club set what was then a team record with 595 total net yards of offense...Posted fifth-straight 300-yard day with 349, completing 21-of-30 with two TDs and a 131.1 rating at Atlanta, Nov. 26. Seventh time in 11 games he reached 300-yard milestone...Streak of 300-yard days closed vs. San Francisco, Dec. 3 in a mistake-free performance. Completed 17-of-28 for 186 yards, notched seventh game without an interception in the win...At Dallas, Dec. 10, had a season-high 140.8 rating, finishing with 24 completions on 38 attempts for 384 yards and five TDs. Yardage achieved over first three quarters as the Saints held commanding lead. Tossed three TDs in the third quarter while completing seven-of-eight throws for 185 yards. Went over 4,000 yards passing, becoming first signal-caller in club history to do so. Selected NFC Offensive Player of the Week...With division locked up, only played in opening drive in regular season finale vs. Carolina, Dec. 31, completing four-of-five passes for 46 yards and a 105.0 rating. NFC Pro Bowl starter. **2005** - Had sterling sequel to record-setting 2004 by completing 323-of-500 passes for 3,576 yards, with 24 TDs, 15 interceptions and an 89.2 rating...Named AFC Offensive Player of the Week after 41-17 win over New England, Oct. 2, ending Patriots' NFL-record 21-game home win streak. Hit on 19-of-24 passes (79.2%) for 248 yards with two TDs and a 137.5 rating...Recorded his first 300-yard passing day of 2005 with 324 yards vs. Kansas City, Oct. 30. Tossed three TDs and posted a 95.5 rating...Completed 28-of-33 for four TDs and 339 yards in 48-10 win over Buffalo, Nov. 20. His 84.8 completion percentage was second-highest in team history and he posted a 149.1 rating...Went 35-of-52 vs. Miami, Dec. 11, with 279 yards and two TDs, adding one rushing score...Suffered torn labrum in his right shoulder in second quarter of finale vs. Denver, which required surgery. Injured while diving for loose ball. **2004** - Voted to first career Pro Bowl and selected as a consensus Comeback Player of Year and Most Improved Player of the Year...Named AFC Offensive Player of Week after setting team record by completing 22-of-25 (88.0%) for 281 yards and a then-career-high five TDs vs. Raiders, Oct. 31. Finished with 153.1 rating...Threw four TDs vs. New Orleans, Nov. 7. Was 22-of-36 for 257 yards and a 119.8 rating...Nine TD passes were the most by a Chargers QB in two-game stretch...Completed 18-of-34 passes for 226 yards with a TD at Raiders, Nov. 21. Extended streak without an interception to 156 tosses...Notched 378 yards at Kansas City, Nov. 28. Went 28-of-37 with two TDs to run streak without interception to team-record of 193 throws. Was 11-of-11 for 163 yards and two TDs in final quarter...Threw interception on second play vs. Denver, Dec. 5, to end team-record streak of passes without an interception at 194...Passed for 290 yards and three TDs at Indianapolis, Dec. 26, including 74-yard touchdown for a 116.3 rating...First QB since Craig Morton in 1970 to throw

70-yard TD passes in three-straight games...Had 319 yards and two TDs in AFC Wild Card Playoff vs. New York Jets, 1/8/05. Threw a game-tying one-yard scoring pass with 11 seconds remaining to force overtime. Completed 31-of-42 passes to set a team record for completion percentage (.738) in postseason. **2003** - Started the first eight contests and the final three games and completed 205-of-356 passes for 2,108 yards with 11 TDs and 15 interceptions...Had 270 yards, completing 28-of-45 passes vs. Baltimore, Sept. 21...Notched his first career touchdown catch on 21-yard reception on a pass from LaDainian Tomlinson at Oakland, Sept. 28. Also completed 21-of-31 passes for 187 yards and a TD...At Jacksonville, Oct. 5, went 24-of-41 for 296 yards and three TDs for a 105.3 rating...Did not play Weeks 9-13...Returned vs. Green Bay, Dec. 14, after being benched for five games and passed for 363 yards (28-of-48) and two TDs, including a 68-yard TD. **2002** - Started all 16 games for first time in career and completed 320-of-526 passes for 3,284 yards with 17 touchdowns and 16 interceptions...Rushed for career-high 130 yards...In first NFL start was 15-of-19 for 160 yards with two TDs at Cincinnati, Sept. 8. 78.9 completion percentage was the best by a QB making his first career start since Rob Johnson completed 20-of-24 (.833) for the Jacksonville Jaguars in 1997...Threw his first-career interception vs. Houston, Sept. 15, to end a string of 66 attempts without a pick to open his career...Passed for 319 yards vs. Kansas City, Oct. 13 and led the game-winning drive in the final 2:24, completing six-of-seven for 71 yards, including a two-yard TD. **2001** - Made his only appearance in relief of Doug Flutie vs. Kansas City, Nov. 4, and completed 15-of-27 for 221 yards with one TD...Did not play Weeks 1-7 and 9-16.

COLLEGE - Enjoyed an honor-filled career at Purdue, including being a Heisman Trophy finalist in 1999 and 2000...Won The Maxwell Award as the nation's outstanding player in 2000 as a senior...Finalist for The Davey O'Brien Award as the nation's top quarterback in both 1999 and 2000...Ended college career as Big Ten and Purdue's all-time leader in passing yards (11,792), TD passes (90), total yards (12,693), completion percentage (.611), completions (1,026) and attempts (1,678)...Departed fourth in NCAA Division I history for total offense, completions and attempts...Led the Boilermakers to 2000 Rose Bowl, the school's first appearance in Pasadena since 1967...Only player in conference history to throw for more than 500 yards twice...Added seven 400-yard games and 16 300-yard days in career...Earned Big Ten Player of Year honors in 1998 and 2000 and all-conference accolades for three-straight years (1998-2000)...As a senior was named Academic All-America Player of Year...Recipient of the school's Leonard Wilson Award for unselfishness and dedication...Fourth in Heisman Trophy balloting as a junior...First recipient of Socrates Award, recognizing the nation's finest athlete in terms of academics, athletics and community service...Selected Purdue's Male Athlete of Year as a junior and senior...Received Big Ten Conference Medal of Honor in 2001...Chosen for school's Mortar Board in 1999...Graduated with bachelor's degree in industrial management and manufacturing with a 3.4 grade point average.

PERSONAL - The grandson of a United States Marines World War II veteran, Brees has participated in five USO trips...A community fixture in the Gulf South with his Brees Dream Foundation, with the mission to improve the quality of life of cancer patients and provide care, education and opportunities for children facing adversity. In New Orleans, his ongoing efforts in support of the community have

VETERANS

raised funds for numerous deserving organizations, individuals in need and charitable endeavors...Along with his entire family, has participated in the club's annual Thanksgiving charity event at the Dryades YMCA...In 2017, he started Football 'N' America, a nationwide, non-contact youth co-ed flag football league for children in grades K-10. The league provides a safe, positive, competitive, and family-friendly environment to learn the game the right way and have fun doing it...Participated in NFL Boot Camp: Franchising at the University of Michigan in 2015...Owns multiple Jimmy John and Walk-Ons franchises...In 2015, Brees donated one million dollars to Purdue football program...In 2019, foundation donated five million dollars to relief efforts throughout Louisiana related to coronavirus, partnering with Ochsner Health systems to provide meals...Led Westlake (Austin, Texas) HS to a 16-0 record and the Texas State 5A title as a senior...Posted an unbeaten 28-0-1 record as a two-year starter from 1995-96...Selected as Texas Class 5A MVP in 1996...Also lettered in basketball and in baseball at shortstop...His father, Chip, played freshman basketball at Texas A&M and his late grandfather, Ray Akins finished his coaching career with the third-most wins all-time among Texas high school football coaches...Uncle, Marty Akins, was three-year starting quarterback and All-America at the University of Texas from 1975-77...Has flown in the cockpits with the demonstration teams of the Navy Blue Angels in the F/A-18 and the Air Force Thunderbirds in the F-16...Born Drew Christopher Brees on January 15, 1979 in Austin, Texas.

DREW BREES

		PASSING												
Year	Team	GP	GS	Att	Cmp	Pct	Yds	Yds/Att	TD	Int	Lg	Sk	Lst	Rating
2001	San Diego	1	0	27	15	55.6	221	8.2	1	0	40	2	12	94.8
2002	San Diego	16	16	526	320	60.8	3,284	6.2	17	16	52t	24	180	76.9
2003	San Diego	11	11	356	205	57.6	2,108	5.9	11	15	68t	21	178	67.5
2004	San Diego	15	15	400	262	65.5	3,159	7.9	27	7	79t	18	131	104.8
2005	San Diego	16	16	500	323	64.6	3,576	7.2	24	15	54	27	223	89.2
2006	New Orleans	16	16	554	356	64.3	4,418	8.0	26	11	86t	18	105	96.2
2007	New Orleans	16	16	652	440	67.5	4,423	6.8	28	18	58	16	109	89.4
2008	New Orleans	16	16	635	413	65.0	5,069	8.0	34	17	84t	13	92	96.2
2009	New Orleans	15	15	514	363	70.6	4,388	8.5	34	11	75t	20	135	109.6
2010	New Orleans	16	16	658	448	68.1	4,620	7.0	33	22	80t	25	185	90.9
2011	New Orleans	16	16	657	468	71.2	5,476	8.3	46	14	79t	24	158	110.6
2012	New Orleans	16	16	670	422	63.0	5,177	7.7	43	19	80t	26	190	96.3
2013	New Orleans	16	16	650	446	68.6	5,162	7.9	39	12	76t	37	244	104.7
2014	New Orleans	16	16	659	456	69.2	4,952	7.5	33	17	69t	29	186	97.0
2015	New Orleans	15	15	627	428	68.3	4,870	7.8	32	11	80t	31	235	101.0
2016	New Orleans	16	16	673	471*	70.0	5,208	7.7	37	15	98t	27	184	101.7
2017	New Orleans	16	16	536	386	72.0	4,334	8.1	23	8	54t	20	145	103.9
2018	New Orleans	15	15	489	364	74.4*	3,992	8.2	32	5	72t	17	121	115.7
2019	New Orleans	11	11	378	281	74.3	2,979	7.8	27	4	61t	12	89	116.3
NFL Totals		275	274	10,161	6,867	67.6	77,416	7.6	547	237	98t	407	2,902	98.4
Saints Totals		216	216	8,352	5,742	68.8	65,068	7.8	467	184	98t	315	2,178	101.3
* - NFL record														

Career record as starter: 162-112 (.591); 8-8 (.500) in 2002, 2-9 (.182) in 2003, 11-4 (.733) in 2004, 9-7 (.563) in 2005, 10-6 (.625) in 2006, 7-9 (.438) in 2007, 8-8 (.500) in 2008, 13-2 (.867) in 2009, 11-5 (.688) in 2010, 13-3 (.813) in 2011, 7-9 (.438) in 2012, 11-5 (.688) in 2013, 7-9 (.438) in 2014, 7-9 (.438) in 2015, 7-9 (.438) in 2016, 11-5 (.688) in 2017, 13-2 (.867) in 2018 and 8-3 (.727) in 2019.

ADDITIONAL STATISTICS: Caught 21-yard touchdown in 2003, caught 38-yard pass in 2004, caught two passes for 10 yards in 2007, caught one pass for loss of 4 yards in 2009, caught 7-yard pass in 2010, caught 1-yard pass in 2014, caught 1-yard pass in 2018; **Totals: 8 receptions for 74 yards with 1 TD.**

DREW BREES

RUSHING

Year	Team	Att	Yds	Avg	Lg	TD
2001	San Diego	2	18	9.0	13	0
2002	San Diego	38	130	3.4	15	1
2003	San Diego	21	84	4.0	18	0
2004	San Diego	53	85	1.6	22	2
2005	San Diego	21	49	2.3	9	1
2006	New Orleans	42	32	0.8	16	0
2007	New Orleans	23	52	2.3	9	1
2008	New Orleans	22	-1	0.0	9	0
2009	New Orleans	22	33	1.5	10	2
2010	New Orleans	18	-3	-0.2	7	0
2011	New Orleans	21	86	4.1	20	1
2012	New Orleans	15	5	0.3	3	1
2013	New Orleans	35	52	1.5	16	3
2014	New Orleans	27	68	2.5	13	1
2015	New Orleans	24	14	0.6	12	1
2016	New Orleans	23	20	0.9	7	2
2017	New Orleans	33	12	0.4	7t	2
2018	New Orleans	31	22	0.7	11	4
2019	New Orleans	9	-4	-0.4	2	1
NFL Totals		480	758	1.6	22	23
Saints Totals		345	388	1.1	20	19

CAREER HIGHS: Attempts – 60, at Chicago (12/30/07); Completions – 39 (3x), last vs. N.Y. Giants (11/1/15); Completion Pct. – 96.7 (29-for-30), vs. Indianapolis (12/16/19) • **NFL Record: Passing Yards** – 510, vs. Cincinnati (11/19/06); **Long Pass** – 98t, vs. Oakland (9/11/16); **Interceptions** – 5, at Atlanta (11/29/12); **Passing TDs** – 7, vs. N.Y. Giants (11/1/15) • **Tied NFL Record: Passer Rating** – 158.3, vs. New England (11/30/09); **Rushes** – 8, at Kansas City (11/28/04); **Rushing Yards** – 31, at Kansas City (12/24/05); **Long Rush** – 22, vs. Oakland (10/31/04); **Rushing TDs** – 2 (2x), at Miami (10/25/09) and at Atlanta (9/23/18).

POSTSEASON

PASSING

Year	Team	GP	GS	Att	Cmp	Pct	Yds	Yds/Att	TD	Int	Lg	Sk	Lst	Rating
2004	San Diego	1	1	42	31	73.8	319	7.6	2	1	44	2	11	101.2
2006	New Orleans	2	2	81	47	58.0	597	7.4	3	1	88t	6	51	88.3
2009	New Orleans	3	3	102	72	70.6	732	7.2	8	0	44t	2	15	117.0
2010	New Orleans	1	1	60	39	65.0	404	6.7	2	0	40	1	7	95.4
2011	New Orleans	2	2	106	73	68.9	928	8.8	7	2	66t	5	34	110.1
2013	New Orleans	2	2	73	44	60.3	559	7.7	2	2	52	3	9	81.9
2017	New Orleans	2	2	73	48	65.8	670	9.2	5	3	80t	3	23	100.8
2018	New Orleans	2	2	78	54	69.2	550	7.1	4	2	43	4	25	95.6
2019	New Orleans	1	1	33	26	78.8	208	6.3	1	1	20	3	31	90.4
NFL totals		16	16	648	434	67.0	4,967	7.7	34	12	88t	29	206	99.6
Saints totals		15	15	606	403	66.5	4,648	7.7	32	11	88t	27	195	99.5

Career postseason record as starter: 8-8 (.500); 0-1 (.000) in 2004, 1-1 (.500) in 2006, 3-0 (1.000) in 2009, 0-1 (.000) in 2010, 1-1 (.500) in 2011, 1-1 (.500) in 2013, 1-1 (.500) in 2017, 1-1 (.500) in 2018 and 0-1 (.000) in 2019.



**MALCOM
BROWN**

90

DT

HEIGHT: 6-2 • WEIGHT: 320
COLLEGE: TEXAS
JOINED SAINTS: UFA-19 (NE)
NFL EXPERIENCE: 6
BORN: 2/2/94

NFL CAREER - Originally selected by the Patriots in the first round (32nd overall) in the 2015 NFL draft, Brown joined the Saints in free agency after four productive seasons in New England in 2019. He made an immediate impact on the New Orleans defense, which finished fourth in the NFL in opponent rushing yards per game, posting 34 tackles (18 solo), two sacks, one pass defended and one forced fumble, adding two stops and a split sack in the NFC Wild Card Play-off vs. Minnesota. For his career, the former Texas standout has appeared in 76 games with 67 starts tallying 220 tackles (121 solo), 10.5 sacks, one pass defended one forced fumble and four fumble recoveries.

HONORS - **2015:** PFWA All-Rookie Team.

CAREER TRANSACTIONS - Agreed to terms with the New Orleans Saints on a three-year contract (UFA-NE), 3/14/19; Signed by the Patriots to a four-year contract, 6/19/15; Originally selected by the New England Patriots in the first round (32nd overall) of the 2015 NFL Draft.

2019 - Started all 16 games in his first season in New Orleans...Recorded 34 tackles (18 solo), two sacks, one pass defended and one fumble recovery...In season opener vs. Houston, Sept. 9 and his Black and Gold debut, posted four tackles (two solo) and two split sacks...Recorded season-high five tackles (two solo) in fourth quarter come-from-behind win vs. Carolina, Nov. 24...Posted one assisted tackle and one pass defended at Tennessee, Dec. 22...Had two tackles (one solo) and one fumble recovery as the Saints only gave up 41 yards rushing on 18 carries (2.3 avg.) in regular season finale at Carolina, Dec. 29...Started NFC Wild Card Playoff loss vs. Minnesota, 1/5/20 and posted two assisted tackles and a split sack. **2018** - In his final season in New England, appeared in 15 games with 14 starts posting 39 tackles (19 solo) and one fumble recovery...Started in the season-opening victory vs. Houston Sept. 9 and finished with two tackles...Started at defensive tackle and finished with five tackles at Jacksonville, Sept. 16...Made the start and made one tackle before exiting the game due to injury in second quarter of victory vs. Indianapolis, Oct. 4...Inactive vs. Kansas City, Oct. 14...Returned to starting lineup after missing one game due to injury and finished with three tackles in win at Chicago, Oct. 21...Made the start and finished with two tackles in victory vs. Green Bay, Nov. 4...Contributed in a reserve role and made six tackles at Tennessee, Nov. 11...Started at defensive tackle and finished with five total tackles in win vs. Minnesota, Dec. 2...Started and made two tackles while also adding a key fumble recovery late in the third quarter that ended a scoring opportunity for the Bills in the victory vs. Buffalo, Dec. 23...Started but saw limited snaps and did not accrue any statistics in the AFC Divisional Playoff win vs. Los

Angeles Chargers, 1/13/19...Contributed in a reserve role on the defensive line and finished with two tackles in AFC Championship win at Kansas City, 1/20/19... Started and contributed with two tackles in the Super Bowl LIII victory vs. the Los Angeles Rams, 2/3/19. **2017** - Started 12-of-13 regular-season games he played in and compiled 49 tackles and 2.5 sacks...Started all three postseason contests and posted 12 tackles...Was inactive for three games due to injury...Started at defensive tackle and totaled five tackles, including a tackle for loss in the victory vs. Houston, Sept. 24. Assisted on the tackle of RB Lamar Miller on a third-and-one late in the fourth quarter that prevented a Houston first down, forcing them to settle for a field goal and allowed the Patriots to gain possession down one score on their final game-winning touchdown drive...Made the start at defensive tackle and totaled four tackles and one sack in the win at New York Jets, Oct. 15... Started at defensive tackle and assisted on one tackle before departing the game in the third quarter due to injury in the win vs. Atlanta, Oct. 22...Returned from injury as a reserve to contribute on the defensive line with two tackles in the win vs. Miami, Nov. 26...Returned to the starting lineup at defensive tackle and finished second on the team with a season-high tying seven tackles, while adding a half sack in the victory at Buffalo, Dec. 3...Started at defensive tackle and finished with seven tackles in the victory at Pittsburgh, Dec. 17...Started and finished with six tackles and one sack of QB Tyrod Taylor for a 15-yard loss in the third quarter of a tie game that led to a three-and-out and a score on the ensuing offensive possession for the Patriots in the victory vs. Buffalo, Dec. 24...Started and made two tackles as part of a defensive line that helped hold the Jets offense to just 40 yards rushing in the victory vs. New York Jets, Dec. 31...Started at defensive tackle and finished with six tackles in Super Bowl LII vs. Philadelphia, 2/4/18. **2016** - Played in all 16 regular-season games with 13 starts and tallied 50 tackles, three sacks, a forced fumble and one safety...Started all three postseason contests and posted 11 tackles and a sack...Made five tackles and tallied his first two-sack game in the win at Cleveland, Oct. 9. Part of a line that held the Browns to 27 yards rushing after Browns entered the Week Five matchup ranked first in the NFL in rushing... Recorded five total tackles and one forced fumble vs. Seattle, Nov. 13...Finished tied for a team and season-high seven tackles in the win at New York Jets, Nov. 27...Recorded his first safety to put the Patriots on the board first when he tackled RB Kenneth Dixon in the end zone in the first quarter of the win vs. Baltimore, Dec. 12. Finished the game with four total tackles...Sacked QB Trevor Siemian on third-and-one in the fourth quarter of the win at Denver, Dec. 18. Also totaled four tackles...Sacked QB Brock Osweiler for nine-yard loss in the Divisional Round victory vs. Houston, 1/14/17. Added six tackles. **2015** - Played in all 16 regular season games with 12 starts and led Patriots rookies with 48 tackles, three sacks and two fumble recoveries...Started both playoff contests and posted six tackles... Took over as full-time starter in Week Seven vs. New York Jets, Oct. 25, where he remained...Made NFL debut in the win vs. Pittsburgh Sept. 10, starting at defensive tackle and posting his first career sack, dropping WR Antonio Brown for an 8-yard loss on a halfback option play. Added two tackles...Started at defensive tackle and posted a season-high seven tackles in the win at New York Giants, Nov. 15...Recorded two solo tackles and recovered his first career fumble vs. Philadelphia, Dec. 6...Started at defensive tackle and recorded two solo tackles and recovered a fumble in the win at Houston, Dec. 13...Made his first postseason appearance, starting at defensive tackle and recorded five tackles in the playoff victory vs. Kansas City, 1/16/16.

VETERANS

COLLEGE – At Texas started 26-of-39 games over his three-year career and finished with 165 tackles, 8.5 sacks, 29 tackles for loss, two forced fumbles, two fumble recoveries and six passes defended...A consensus first-team Big-12 and All America selection as junior in 2014...In 2014, became first defensive tackle to lead Longhorns in sacks (5.5) and tackles for loss (13) since 1984...Physical culture and sports major.

PERSONAL – Was a high school All-American at Brenham (Texas) HS and was rated as the second-best DT in the nation by ESPN...Was a prep All-American, All-State and three-time All-District performer on the defensive line and played in the 2012 Under Armour All-America Game and 2012 International Bowl...Three-year starter who tallied 125 tackles, 66 tackles for loss, 91 quarterback hits, 24 sacks, nine forced fumbles and four fumble recoveries, helping Brenham post a 34-5 record over his final three seasons...Also lettered in basketball and track and field...Malcom D'Shawn Brown was born February 2, 1994 in Brenham, Texas.

MALCOM BROWN

Year	Team	GP	GS	Tot	TACKLES			Yds	INTERCEPTIONS					FUMBLES		
					Solo	Asst	Sk		No	Yds	Lg	TD	PD	FF	FR	Yds
2015	New England	16	12	48	31	17	3.0	17.0	0	0	0	0	0	0	2	0
2016	New England	16	13	50	24	26	3.0	28.0	0	0	0	0	0	1	0	0
2017	New England	13	12	49	29	20	2.5	18.5	0	0	0	0	0	0	0	0
2018	New England	15	14	39	19	20	0.0	0.0	0	0	0	0	0	0	1	0
2019	New Orleans	16	16	34	18	16	2.0	11.0	0	0	0	0	1	0	1	0
NFL Totals		76	67	220	121	99	10.5	74.5	0	0	0	0	1	1	4	0

ADDITIONAL STATISTICS: Safeties – (2016, 1) **Total: 1.**

CAREER HIGHS: Tackles – 7 (3x), last at Pittsburgh (12/17/17); **Solo Tackles** – 5 (3x), last vs. Houston (9/24/17); **Sacks** – 2, at Cleveland (10/9/16); **Passes Defensed** – 0; **Forced Fumbles** – 1, vs. Seattle (11/13/16); **Fumble Recoveries** – 1 (4x), last at Carolina (12/29/19).

POSTSEASON

Year	Team	GP	GS	Tot	TACKLES			Yds	INTERCEPTIONS					FUMBLES		
					Solo	Asst	Sk		No	Yds	Lg	TD	PD	FF	FR	Yds
2015	New England	2	2	6	2	4	0.0	0.0	0	0	0	0	0	0	0	0
2016	New England	3	3	11	5	6	1.0	9.0	0	0	0	0	0	0	0	0
2017	New England	3	3	12	6	6	0.0	0.0	0	0	0	0	0	0	0	0
2018	New England	3	2	4	1	3	0.0	0.0	0	0	0	0	0	0	0	0
2019	New Orleans	1	1	2	0	2	0.5	0.0	0	0	0	0	0	0	0	0
NFL Totals		12	11	35	14	21	1.5	9.0	0	0	0	0	0	0	0	0

CAREER HIGHS: Tackles – 6 (2x), last vs. Philadelphia (2/4/18); **Solo Tackles** – 4, vs. Jacksonville (1/21/18); **Sacks** – 1, vs. Houston (1/14/17); **Passes Defensed** – 0; **Forced Fumbles** – 0; **Fumble Recoveries** – 0.



**MICHAEL
BURTON**

32

FB

HEIGHT: 6-0 • WEIGHT: 240
COLLEGE: RUTGERS
JOINED SAINTS: UFA-20 (WAS)
NFL EXPERIENCE: 6
BORN: 2/1/92

NFL CAREER - Burton was first signed by the Saints after participating in the 2019 rookie minicamp on a tryout basis, and after spending the preseason with the club, played in ten games with two starts for Washington, recording three special teams stops. He now returns to New Orleans to compete for the starting fullback position left vacant by the retired Zach Line. Originally selected by the Detroit Lions in the fifth round (168th overall) of the 2015 NFL Draft out of Rutgers, the New Jersey native enters 2020 having played 65 career games with 13 starts over five seasons with Detroit (2015-16), Chicago (2017-18) and Washington (2019), and has carried eight times for 11 yards, adding nine receptions for 53 yards and one touchdown and nine special teams tackles in his career.

CAREER TRANSACTIONS - Agreed to terms with New Orleans on a one-year contract (UFA-Was.), 3/20/20; Signed by Washington, 10/17/19; Contract terminated by New Orleans, 8/31/19; Signed by New Orleans (UFA-Chi.), 5/13/19; Acquired by Chicago off of waivers from Detroit, 5/31/17; Waived by Detroit, 5/30/17; Signed by Detroit to a four-year contract, 5/7/15; Selected in the fifth round (168th overall) of the 2015 NFL Draft by Detroit.

2019 - After spending preseason in New Orleans, played in ten games with two starts for Washington and recorded three special teams tackles. **2018** - Played in eight regular season games with one start in his final season in Chicago, catching one pass for six yards and making a special teams tackle...Also made an appearance in NFC Wild Card playoff game vs. Philadelphia. **2017** - Played in 16 games with three starts for Chicago. Rushed for nine yards on four attempts, caught two passes for eight yards and made a special teams stop...Carried once for seven yards for a first down in opener vs. Atlanta, Sept. 10. **2016** - In 15 games in last season in Detroit, recorded a special team stop. **2015** - Played in 16 games with seven starts as a rookie for Detroit, rushing for two yards in four attempts and catching six passes for 39 yards and a touchdown, also recording three special teams tackles...Had first career receiving touchdown at New Orleans, Dec. 21.

COLLEGE - Entered the college football ranks as a walk-on in 2010 and was redshirted his freshman year before emerging as a force in the Scarlet Knights offensive backfield...Played in 42 career games (27 starts) and totaled 116 yards career rushing yards on 22 carries to go along with 401 yards receiving on 47 receptions and three touchdowns...Earned the Paul Roberson award as a senior, presented annually to an individual whose performance, leadership and dedica-

VETERANS

tion on and off the field during his career has had the greatest impact on Rutgers football...Helped the Rutgers offense rush for 340 yards in the Quick Lane Bowl victory over North Carolina in Detroit (12/26/14), the highest rushing total for Rutgers since 2007.

PERSONAL - Played football at West Morris Central (Chester, N.J.) HS where he was a four-year starter...Named first-team All-State and Morris County Player of the Year by the *Newark Star-Ledger*...Owns high school's career rushing mark (3,332 yards), single-season all-purpose yards (2,376) and career all-purpose yards (4,498)...Led West Morris Central to the 2009 New Jersey state championship and was named MVP of the title game...Michael Patrick Burton was born on Feb. 1, 1992 in Morristown, N.J.

MICHAEL BURTON

Year	Team	GP	GS	RUSHING				TD	RECEIVING				
				Att	Yds	Avg	Lg		No	Yds	Avg	Lg	TD
2015	Detroit	16	7	4	2	0.5	2	0	6	39	6.5	12	1
2016	Detroit	15	0	0	0	-	-	0	0	0	-	-	0
2017	Chicago	16	3	4	9	2.3	7	0	2	8	4.0	8	0
2018	Chicago	8	1	0	0	-	-	0	1	6	6.0	6	0
2019	New Orleans	10	2	0	0	-	-	0	0	0	-	-	0
NFL Totals		65	13	8	11	1.4	7	0	9	53	5.9	12	1

ADDITIONAL STATISTICS: Special Teams Tackles - (2015, 3); (2016, 1); (2017, 1); (2018, 1); (2019, 3) **Total: 9.**

CAREER HIGHS: Rushes - 1 (8x), last at Minnesota (12/31/17); **Rushing Yards** - 7, vs. Atlanta (9/10/17); **Long Rush** - 7, vs. Atlanta (9/10/17); **Rushing TDs** - 0; **Receptions** - 2, at New Orleans (12/21/15); **Receiving Yards** - 12, at St. Louis Rams (12/13/15); **Long Reception** - 12, at St. Louis Rams (12/13/15); **Receiving TDs** - 1, at New Orleans (12/21/15); **Total Yards From Scrimmage** - 12, at St. Louis Rams (12/13/15); **Total TDs** - 1, at New Orleans (12/21/15).

POSTSEASON

Year	Team	GP	GS	RUSHING				TD	RECEIVING				
				Att	Yds	Avg	Lg		No	Yds	Avg	Lg	TD
2018	Chicago	1	0	0	0	-	-	0	0	0	-	-	0
NFL Totals		1	0	0	0	-	-	0	0	0	-	-	0

AUSTIN
CARR

80

WR

HEIGHT: 6-1 • **WEIGHT:** 195
COLLEGE: NORTHWESTERN
JOINED SAINTS: WAI-17 (NE)
NFL EXPERIENCE: 4
BORN: 12/25/93

NFL CAREER - Carr joined the Saints off waivers from New England at the start of the 2017 regular season, appearing in one regular season and one play-off contest in his rookie campaign. This sure-handed wideout, who originally signed as an undrafted rookie out of Northwestern with New England, has

played in 21 games with five starts, recording ten receptions for 106 yards and two touchdowns.

CAREER TRANSACTIONS – Agreed to terms with New Orleans on a one-year contract, 5/7/20; Placed on Injured Reserve by New Orleans, 11/22/19; Claimed off of waivers from New England by the New Orleans Saints, 9/3/17; Waived by New England, 9/2/17; Signed by the New England Patriots as an undrafted free agent, 5/5/17

2019 – Played in six games with three starts and posted a nine-yard reception vs. Arizona, Oct. 27. **2018** – Played in 14 games with two starts and posted nine receptions for 97 yards with two touchdowns...Posted a career-long 25-yard reception at Atlanta, Sept. 23...Had a three-yard touchdown grab vs. Philadelphia, Nov. 18...Posted a 12-yard touchdown vs. Atlanta, Nov. 22...After being inactive for NFC Divisional Playoff vs. Philadelphia, 1/13/19, had a five-yard reception in the NFC Championship vs. L.A. Rams, 1/20/19. 2017 – In the preseason, he led the Patriots in receiving with 14 receptions for 153 yards with two touchdowns...After being claimed by New Orleans off waivers at the start of the regular season, appeared in contest at Miami in London's Wembley Stadium, Oct. 1 and also saw action on offense and special teams in NFC Divisional Playoff at Minnesota, 1/14/18.

COLLEGE – Played in 36 career games at Northwestern and totaled 113 receptions for 1,649 yards and 14 touchdowns....Set single-season school record as senior with 1,247 receiving yards and finished tied for second with 90 receptions...Tied school record with 12 TD receptions....Named Richter-Howard Big Ten Receiver of the Year and was a consensus first-team All-Big Ten selection...He also set a school record with a touchdown reception in six straight games...Major in philosophy, which he received his bachelor's in and graduated from the Kellogg School of Management with a master's in management studies

PERSONAL – Racked up 1,481 rushing yards and 19 touchdowns as well as 844 receiving yards and 11 TD receptions as senior at Benicia (Calif.) HS...Earned first-team All-Solano County Athletic Conference honors as well as SCAC and team Most Valuable Player honors...Finished his high school career as Benicia's all-time rushing and scoring leader...Finalist in the California State Poetry Out Loud Competition and was a school and county champion in event...Donated peripheral blood stem cells while a college junior to what turned out to be a donor suffering from non-Hodgkins Lymphoma and at Super Bowl LII, had the opportunity to meet the person he donated to for the first time...Wife, Erica, ran cross-country at Northwestern...The son of a classically trained pianist (mother, Janine) and drummer (father, Evan), plays piano and writes songs in his free time...Participated in an internship for U.S. Senator Rand Paul (Ky.) in the 2019 offseason...Active in community projects both in New Orleans and his offseason residence in Chicago...Carr was born Dec. 25, 1993 in Santa Monica, Calif.

AUSTIN CARR

Year	Team	GP	GS	RECEIVING				Lg	TD
				No	Yds	Avg			
2017	New Orleans	1	0	0	0	-		-	0
2018	New Orleans	14	2	9	97	10.8		25	2
2019	New Orleans	6	3	1	9	9.0		9	0
NFL Totals		21	5	10	106	10.6		25	2

CAREER HIGHS: **Receptions** – 2 (3x), last at Cincinnati (11/11/18); **Receiving Yards** – 25, at Atlanta (9/23/18); **Long Reception** – 25, at Atlanta (9/23/18); **Receiving TDs** – 1 (2x), last vs. Atlanta (11/22/18).

POSTSEASON									
Year	Team	GP	GS	No	Yds	Avg	Lg	TD	
2017	New Orleans	1	0	0	0	-	-	0	
2018	New Orleans	1	1	1	5	5.0	5	0	
NFL Totals		2	1	1	5	5.0	5	0	

CAREER HIGHS: **Receptions** – 1, vs.L.A. Rams (1/20/19); **Receiving Yards** – 5, vs.L.A. Rams (1/20/19); **Long Reception** – 5, vs.L.A. Rams (1/20/19); **Receiving TDs** – 0.



ANTHONY CHICKILLO

58

LB

HEIGHT: 6-3 • **WEIGHT:** 255
COLLEGE: MIAMI (FLA.)
JOINED SAINTS: FA-20
NFL EXPERIENCE: 6
BORN: 12/10/92

NFL CAREER – Originally selected by the Steelers in the sixth round (212th overall) of the 2015 NFL Draft out of Miami (Fla.), this sixth-year linebacker joins the Saints looking to contribute on defense and on special teams. Chickillo played in 65 regular season games with nine starts, while also being a core contributor on special teams for Pittsburgh. He has recorded 67 tackles (40 solo), 7.5 sacks for loss of 59.5 yards, three passes defended, two forced fumbles, one fumble recovery, 29 special teams stops, a coverage forced fumble, two special teams fumble recoveries and a recovery of a blocked punt for a touchdown. In 2019, he appeared in 11 games for Pittsburgh, posting 11 tackles (five solo), 0.5 sacks and six special teams tackles.

CAREER TRANSACTIONS – Agreed to terms with the New Orleans Saints, 5/24/20; Released by the Steelers, 3/16/20; Re-signed by the Steelers on to a two-year contract extension, 3/13/19; Re-signed by the Steelers on one-year restricted free agency tender, 4/20/18; Signed to the Steelers active roster, 9/30/15; Signed to the Steelers practice squad, 9/7/15; Released by the Steelers, 9/6/15; Signed by the Steelers to a four-year contract, 5/11/15; Selected by the Pittsburgh Steelers in the sixth round (212th overall) of the 2015 NFL Draft.

2019 - Played in 11 games for Steelers on defense and special teams. Notched 11 tackles (five solo), a split sack and six special teams stops...Recorded an assisted tackle and a half-sack at L.A. Chargers, Oct. 13...Registered season-high two solo special teams tackles in the season finale at Baltimore, Dec. 29. **2018** - Saw action in all 16 games for Pittsburgh...Totaled 18 tackles (7 solo), 1.5 sacks, a career-high two passes defended, one fumble recovery, seven coverage tackles and a special teams fumble recovery...Registered the first defensive fumble recovery of NFL career vs. Kansas City, Sept. 16...Recorded a sack for a nine-yard loss of Ryan Fitzpatrick at Tampa Bay, Sept. 24...Recovered a fumble on a Steelers' kickoff vs. Carolina, Nov. 8...Credited with a split sack of Jeff Driskel vs. Cincinnati, Dec. 30. **2017** - Played in all 16 games with two starts for Pittsburgh and registered 14 tackles (nine solo), a career-high three sacks, a pass defended and five special teams tackles...Started and set a career-high with two sacks and tied a career-high with six total tackles (four solo) in the season opener at Cleveland, Sept. 10. Also recovered a blocked punt in the end zone for a touchdown...Totaled one solo tackle and his third sack of the season at Chicago, Sept. 24...Played in both playoff games...Recorded one special teams stop in AFC Divisional Playoff vs. Jacksonville, 1/14/18. **2016** - Played in 15 games with seven starts for Pittsburgh and totaled a career-high 24 tackles (19 solo), 2.5 sacks, two forced fumbles and five special teams tackles...Notched three solo tackles, one forced fumble and his first career sack vs. N.Y. Jets, Oct. 10...Made first NFL start, where he recorded three solo tackles at Miami, Oct. 16...Started and totaled a season and career-high six tackles (four solo) and a split sack at Baltimore, Nov. 6...Registered four tackles (two solo), one sack and a forced fumble vs. Dallas, Nov. 13. **2015** - Saw action in seven games for Pittsburgh primarily on special teams, recording one forced fumble, one fumble recovery and six special teams tackles...Recovered his first career fumble and added an assisted special teams tackle vs. Oakland, Nov. 8...Forced his first career fumble in the season finale at Cleveland, 1/3/16.

COLLEGE - Started 47-of-50 games at Miami (Fla.) from 2011-2014...Recorded career totals of 170 tackles, 25.0 stops for loss, 15.5 sacks, two forced fumbles, five fumble recoveries and five passes defended...Totaled single-season career-highs in tackles (46), stops for loss (7.5) and sacks (3.5) in 2013...Earned All-ACC honorable mention honors in 2012...Finished third in the ACC Defensive Rookie of the Year Award voting as freshman in 2011...Sports administration major with a minor in broadcast journalism.

PERSONAL - Attended Alonso HS (Tampa, Fla.) for his junior and senior seasons, transferring from Gaither (Tampa, Fla.) HS...Was a five-star prospect according to Rivals.com and ESPN...Named MVP of 2011 Under Armour All-American game at Tropicana Field...Totaled 140 tackles, 18 sacks and two interceptions as senior...As a junior, finished with 80 tackles, 12.5 sacks, six pass break-ups, two forced fumbles and one fumble recovery...Father, Tony, played at the University of Miami, was a fifth round draft pick of San Diego in 1983 and spent three seasons as a defensive lineman with the Chargers (1984-85) and New York Jets (1987), before spending four more seasons in the Arena Football League...Grandfather, Nick, played for the Hurricanes and then played for the Chicago Cardinals in 1953...Last name pronounced "Chick-il-oh"...Full name: Anthony Louis Nicholas Chickillo.

VETERANS

ANTHONY CHICKILLO

Year	Team	GP	GS	Tot	TACKLES			Yds	INTERCEPTIONS					FUMBLES		
					Solo	Asst	Sk		No	Yds	Lg	TD	PD	FF	FR	Yds
2015	Pittsburgh	7	0	0	0	0	0.0	0.0	0	0	0	0	0	0	0	0
2016	Pittsburgh	15	7	24	19	5	2.5	22.0	0	0	0	0	0	2	0	0
2017	Pittsburgh	16	2	14	9	5	3.0	25.0	0	0	0	0	1	0	0	0
2018	Pittsburgh	16	0	18	7	11	1.5	10.5	0	0	0	0	2	0	1	0
2019	Pittsburgh	11	0	11	5	6	0.5	2.0	0	0	0	0	0	0	0	0
NFL totals		65	9	67	40	27	7.5	59.5	0	0	0	0	3	2	1	0

ADDITIONAL STATISTICS: Special Teams Tackles – (2015, 6); (2016, 5); (2017, 5); (2018, 7); (2019, 6) **Total: 28;** Special Teams Forced Fumbles – (2015, 1) **Total: 1;** Special Fumble Recoveries – (2015, 1); (2018, 1) **Total: 1;** Blocked Punt Recoveries In End Zone For TD – (2017, 1) **Total: 1.**

CAREER HIGHS: Tackles – 6 (2x), last at Cleveland (9/10/17); Solo Tackles – 6 (2x), last at Cleveland (9/10/17); Sacks – 2.0, at Cleveland (9/10/17); Interceptions – 0; Long Interception Return – 0; Passes Defensed – 1 (3x), last at New Orleans (12/23/18); Forced Fumbles – 1 (2x), last vs. Dallas (11/13/16); Fumble Recoveries – 1, vs. Kansas City (9/16/18).

POSTSEASON

Year	Team	GP	GS	Tot	TACKLES			Yds	INTERCEPTIONS					FUMBLES		
					Solo	Asst	Sk		No	Yds	Lg	TD	PD	FF	FR	Yds
2015	Pittsburgh	2	0	0	0	0	0.0	0.0	0	0	0	0	0	0	0	0
2016	Pittsburgh	1	0	0	0	0	0.0	0.0	0	0	0	0	0	0	0	0
2017	Pittsburgh	1	0	0	0	0	0.0	0.0	0	0	0	0	0	0	0	0
NFL totals		4	0	0	0	0	0.0	0.0	0	0	0	0	0	0	0	0

ADDITIONAL STATISTICS: Special Teams Tackles – (2017, 1) **Total: 1.**

POSTSEASON CAREER HIGHS: Special Teams Tackles – 1, vs. Jacksonville (1/14/18).

WILL
CLAPP

64

C/G

HEIGHT: 6-5 • WEIGHT: 314
COLLEGE: LOUISIANA STATE
JOINED SAINTS: D7-18
NFL EXPERIENCE: 3
BORN: 12/10/95

NFL CAREER - With positional flexibility and the combination of size, strength and intelligence, Clapp enters his third season with the Black and Gold in 2020. After becoming a valuable part of the offensive line rotation in 2019, the LSU product appeared in 14 games with three starts. Overall, the New Orleans native and former LSU standout has appeared in 17 games with four starts at jumbo tight end and at both guard positions.

CAREER TRANSACTIONS - Signed by Saints to a four-year contract, 5/11/18; Selected by Saints in the seventh round (245th overall) of the 2018 NFL Draft.

2019 - Appeared in 14 games with three starts, primarily in jumbo package, also

seeing action at RG and LG...Inactive vs. Dallas, Sept. 29, vs. San Francisco, Dec. 8 and NFC Wild Card Playoff vs. Minnesota, 1/5/20...At Chicago, Oct. 20, started in jumbo package and played on special teams, helping block for an offense that rushed for a season-high 151 rushing yards...Vs. Arizona, Oct. 27, started in jumbo package and played on special teams, helping block for an offense that passed for season-high 373 passing yards...Vs. Atlanta, Nov. 10, played at LG and on special teams...Vs. Indianapolis, Dec. 16, saw action at RG and on special teams...At Tennessee, Dec. 22, started at RG and blocked for an offense that racked up 377 yards of total offense and five TDs...At Carolina, Dec. 29, saw action on offense and on special teams. **2018** - After being inactive for the first 13 games of the season, made his debut at LG at Carolina, Dec. 17. Played on offense and special teams vs. Pittsburgh, Dec. 23. Made starting debut at LG vs. Carolina, Dec. 30.

COLLEGE - Three-year starter on LSU offensive line, starting all 36 games that he appeared in (13 at C, 12 at LG, 11 at RG), earning first-team All-SEC honors at both guard and center. Blocking for 1,000-yard rushers in each of his three seasons, settled in at C in 2017, where he was a first-team All-Southeastern Conference selection and a Rimington Trophy finalist...Started all 11 games at LG as junior in 2017 and earned coaches first-team All-SEC and conference Academic Honor Roll...Started all 12 games (11 at RG, one at LG)...Didn't give up a sack... *The Sporting News* and *USA Today* Freshman All-America and named SEC Coaches All-Freshman...Redshirted in 2014...Graduated in 2017 with a degree in sports administration.

PERSONAL - One of the top linemen coming out of Louisiana from Brother Martin (New Orleans, La.) HS...Unanimous Rivals.com, Scout.com, ESPN.com and 247Sports four-star prospect...Named to Louisiana 5A All-State team last two seasons...Member of *The Baton Rouge Advocate* Second Dozen...Has deep family ties to LSU program as his father, Tommy, is a former LSU DT from 1984-87 and was named a permanent team captain for the 1987 squad and brother Matt walked-on at FB. Tommy finished his LSU career with 139 tackles, 9.0 tackles for loss and 4.0 sacks and started against Nebraska in the Sugar Bowl in 1985 and 1987, subsequently going to training camp with the Tampa Bay Buccaneers...Participated in Saints' 2019 Fantennial Weekend, visiting with Brother Martin team in preparation for their September 27 contest and then serving as the honorary captain at the game...William Barnett Clapp was born Dec. 10, 1995 in New Orleans, La.

WILL CLAPP

Games Played/Started: New Orleans - (2018, 3/1); (2019, 14/3) **Totals: 17/4**

VETERANS



**JARED
COOK**

87

TE

HEIGHT: 6-5 • WEIGHT: 254
COLLEGE: SOUTH CAROLINA
JOINED SAINTS: UFA-19 (OAK)
NFL EXPERIENCE: 12
BORN: 4/7/87

NFL CAREER - This veteran tight end enters his 12th NFL season and second campaign with the Black and Gold. For his career, Cook has appeared in 163 games with 84 starts, recording 468 receptions for 6,169 yards (13.2 avg.) and 34 touchdowns and has posted at least 30 receptions in each of the last nine seasons (2011-19), one of only two active tight ends in the NFL to do so. He ranks third among NFL tight ends with a 13.3-yard receiving average since 2011 and holds the single-game franchise record for the most receiving yards by a tight end for the Titans, Rams and Raiders. In 2019, Cook provided a vertical threat at for the Saints as he posted 43 receptions for 705 yards (16.4 avg.) with nine touchdowns, setting career-highs in yards per catch, which led NFL tight ends and scoring grabs, ranked second at the position. Cook brings a rare combination of size, speed and strength to the Saints air attack.

HONORS - **2019:** Pro Bowl; **2018:** Ed Block Courage award (Raiders team recipient); Pro Bowl.

CAREER TRANSACTIONS - Agreed to terms with the Saints (UFA-Oak.), 3/26/19; Signed by the Raiders to a two-year contract (UFA-GB), 3/16/17; Signed by the Packers to a one-year contract, 3/28/16; Released by the Rams, 2/19/16; Signed by the Rams to a five-year contract (UFA-Ten), 3/13/13; Placed by the Titans on Injured Reserve, 12/13/12; Signed by the Titans to a four-year contract, 7/14/09; Selected by the Titans in the third round (89th overall) of the 2009 NFL Draft.

2019 - Named to second consecutive and overall Pro Bowl after catching 43 passes for 705 yards (16.4 avg.) with nine touchdowns...Logged 37 yards on two catches in vs. Houston, Sept. 9...Started and hauled in four catches for 41 yards with first TD grab as a Saint vs. Tampa Bay, Oct. 6...Started and corralled three passes for 37 yards and a TD at Jacksonville, Oct. 13...After being inactive for next two games (ankle) returned vs. Atlanta, Nov. 10, starting, recording six receptions for 74 yards...Recorded two receptions for 33 yards and one TD at Tampa Bay, Nov. 17...Started and reeled in six receptions for 99 yards and a TD vs. Carolina, Nov. 24...Started and recorded three receptions for 85 yards (28.3 avg.) on Thanksgiving night at Atlanta, Nov. 28...Hauled in two catches for 64 yards (32.0 avg.) with two TDs before being forced to depart with a concussion vs. San Francisco, Dec. 8...Notched four catches for 54 yards vs. Indianapolis, Dec. 26...Recorded three catches for 84 yards (28.0 avg.) and two TDs at Tennessee, Dec. 22...Caught two passes for 44 yards (22.0 avg.) and a TD in regular season finale at Carolina, Dec. 29...In NFC Wild Card Playoff vs. Minnesota, 1/5/20, registered five catches for 54 yards... Named to Pro Bowl for second consecutive season and second time overall, recording three receptions for 84 yards (28.0 avg.).

2019 GAME BY GAME

RECEIVING

Date	Opp.	GP	ST	REC	YDS	AVG	LG	TD
9/9	HOU	X		2	37	18.5	31	0
9/15	@LAR	X		2	25	12.5	18	0
9/22	@SEA	X	X	1	7	7.0	7	0
9/29	DAL	X	X	3	21	7.0	9	0
10/6	TB	X	X	4	41	10.3	16	1
10/13	@JAX	X	X	3	37	12.3	20	1
10/20	@CHI				Inactive			
10/27	ARI				Inactive			
11/10	ATL	X	X	6	74	12.3	22	0
11/17	@TB	X	X	2	33	16.5	30	1
11/24	CAR	X	X	6	99	16.5	21	1
11/28	@ATL	X	X	3	85	28.3	40	0
12/8	SF	X	X	2	64	32.0	38	2
12/16	IND	X	X	4	54	13.5	20	0
12/22	@TEN	X	X	3	84	28.0	61	2
12/29	@CAR	X	X	2	44	22.0	23	1
2019 Season		14	7	43	705	16.4	61	9

2018 - Appeared in all 16 games with 14 starts in his second season with the Raiders and finished with the team lead in receptions (career-high 68), receiving yards (career-best 896) and touchdowns (six)...Finished fourth among tight ends in the NFL in receiving yards and receiving touchdowns...Ranked fifth in the NFL among tight ends in receptions and receiving average (13.2 avg.)... Registered four 100-yard games in 2018, tied for third-most among tight ends, while setting team record

among his position group in Week 1 with an electric 180-yard performance...Vs. L.A. Rams, Sept. 10, set single-game franchise record for receiving yards for a tight end with a career-high 180 yards on nine receptions, tying career-best...Vs. Cleveland, Sept. 30, made eight catches for 110 yards and two TDs in overtime win...Vs. Indianapolis, Oct. 28, posted 74 yards on four catches (18.5 avg.) with one TD...At Arizona, Nov. 18, tallied three catches for 31 yards and one TD...At Baltimore, Nov. 25, recorded two catches for 32 (16.0 avg.) yards and a TD...Vs. Kansas City, Dec. 2, posted seven receptions for 100 (14.3 avg.) yards and one TD...Vs. Pittsburgh, Dec. 9, totaled seven receptions for 116 yards and set new single-season-career highs in yards and receptions...Named to the Pro Bowl for the first time in his career and started the contest for the AFC, recording three receptions for 71 yards (23.7 avg.). **2017** - Started in all 16 games in his first season with Raiders and finished with team-leading 688 receiving yards on 54 receptions, ranked second on the club with two touchdowns...Started every game for first time in career...Finished fourth among tight ends in the NFL in receiving average (12.7)...At Tennessee, Sept. 10, finished the day with five catches for 56 yards in his Raiders debut...Vs. N.Y. Jets, Sept. 17, tied for second on team with four receptions for 25 yards in the win...At Washington, Sept. 24, recorded four receptions for 43 yards and one TD. Hauled in his first receiving TD as a Raider, a 21-yarder from QB Derek Carr...Eclipsed 4,000 career receiving yards on a six-yard completion from Carr late in the game...At Denver, Oct. 1, totaled three catches for 46 yards (15.3 avg.)...Vs. Kansas City, Oct. 19, tallied six receptions for 107 yards (17.8 avg.)...Hauled in a crucial 28-yard reception at the Chiefs' one-yard line with seven seconds left in the game, setting up the game-winning score...At Buffalo, Oct. 29, totaled four receptions for 57 yards (14.3 avg.)...At Miami, Nov. 5, recorded season highs with eight receptions for 126 yards (15.8 avg.). Recorded 113 receiving yards in the first half...Vs. New England, Nov. 19, finished with two catches for 36 yards (18.0 avg.)...At Kansas City, Dec. 10, recorded five receptions and led team with 75 receiving yards and a TD. Recorded fourth quarter 29-yard TD reception...Vs. Dallas, Dec. 17, caught two passes for 17 yards. **2016** - Played in ten games with five starts for Packers and caught 30 passes for 377 yards (12.6 avg.) and a TD... Missed six-game stretch in

Weeks 5-10 (ankle)...Started all three postseason games and tied for team lead with 18 receptions for 229 yards (12.7 avg.) and two TDs...Catch and receiving yardage totals were the top postseason marks by a Packers tight end...At Jacksonville, Sept. 11, started in his Green Bay debut, posting a seven-yard catch...At Minnesota, Sept. 18, started and finished with four catches for 31 yards. Recovered an Aaron Rodgers fumble midway through third quarter on a scramble, retaining possession for Green Bay...Vs. Detroit, Sept. 25, recorded a 15-yard catch before sustaining second quarter ankle injury which caused him to miss the next six contests...At Washington, Nov. 20, returned to action. Set season highs with six receptions and 106 yards to go along with a TD...At Chicago, Dec. 18, matched season-high with six receptions, totaling 85 yards...Vs. Minnesota, Dec. 24, caught three passes for 37 yards...At Detroit, 1/1/17, tallied four catches for 56 yards...In NFC Wild Card Playoff vs. N.Y. Giants, 1/8/17, made his NFL postseason debut, recording five receptions for 48 yards...In NFC Divisional Playoff, at Dallas, 1/15/17, started and led the team with 103 receiving yards on six catches (17.2 avg.) and one TD...Became just the second tight end in franchise history to record a 100-yard receiving game in the postseason...Set up game-winning FG by making a critical 35-yard reception on the game's final possession with three seconds left...In NFC Championship at Atlanta, 1/22/17, led the team with seven receptions for 78 yards and one TD. **2015** - Appeared in all 16 games for the third straight season with the St. Louis Rams and made 12 starts. Second on team in receptions and receiving yards with 39 catches for 481 yards (12.3 avg.)...Vs. Seattle, Sept. 13, led the team with five catches for 85 yards, with three of the receptions going for first downs...Vs. San Francisco, Nov. 1, posted two receptions for 57 yards (28.5 avg.), highlighted by his season-long 49-yard grab...At Cincinnati, Nov. 29, hauled in four passes for 58 yards...Vs. Tampa Bay, Dec. 17, caught four passes for 64 yards. **2014** - Played in all 16 games with six starts for St. Louis and registered 52 catches for 634 yards (12.2 avg.) and three touchdowns. His 52 receptions were the third-most by a tight end in a season in franchise history. Ranked sixth in the NFL among tight ends with his 12.2-yard receiving average...Vs. Dallas, Sept. 21, led the team with seven receptions for 75 yards...Vs. San Francisco, Nov. 13, paced the team with 74 yards receiving on four grabs...At Arizona, Nov. 9, had two catches for 84 yards (42.0 avg.), including a 59-yard TD grab late in the first half...At Washington Dec. 7, matched his career-high with two TD receptions as part of a four-catch, 61-yard (15.3 avg.) effort. **2013** - Appeared in all 16 games with 13 starts for the Rams...Caught 51 passes for 671 yards (13.2 avg.) and a career-high five touchdowns. Set a single-season franchise record for the most receiving yards by a tight end, topping the previous mark set in 1983. Ranked fifth in the NFL among tight ends with an average of 13.2 yards per catch...Vs. Arizona, Sept. 8, in Rams debut, set a single-game club-record for the most yards receiving by a TE with 141 on six receptions (20.1 avg.), along with career-high two TDs...Vs. Tennessee, Nov. 3, caught three passes for 36 yards (12.0 avg.) and a TD in his first game against his former team...Vs. Chicago, Nov. 24, the team with 80 yards receiving on four catches and added a TD. **2012** - Played in 13 games with five starts, ranking fourth on the team in both receptions (44) and receiving yards (523)...Was tied for the team lead with four receiving TDs despite missing the final three contests...Was placed on Injured Reserve, Dec. 13 with (shoulder)...Vs. New England, Sept. 9, led the team with 64 yards on four receptions...Vs. Detroit, Sept. 23, posted four receptions for 77 yards (19.3 avg.), highlighted by his 61-yard TD grab on a catch-and-run in the second quarter...Vs.

Pittsburgh, Oct. 11, hauled in four passes for 54 yards (13.5 avg.), helping to set up a game-winning FG from K Rob Bironas as time expired with his 25-yard catch to the Pittsburgh 25 with 32 seconds left...At Jacksonville, Nov. 25, led team with season-high six receptions for 47 yards. **2011** - Appeared in all 16 contests with five starts for the Titans and posted a breakout season with 49 catches for 759 yards (15.5 avg.) and three touchdowns. His 759 receiving yards were the second most in franchise history by a tight end. Became the first tight end in franchise history to record two 100-yard receiving games in a season. Second in the league among tight ends with his average of 15.5 yards per catch...At Cleveland, Oct. 2, caught two passes for team-high 93 yards (46.5 avg.), highlighted by his career-long 80-yard catch-and-run TD. Catch was the longest by a tight end that season...At Atlanta, Nov. 20, recorded five catches for 51 yards (10.2 avg.), including a 22-yard grab on a fourth-and-17 in the fourth quarter...At Indianapolis, Dec. 18, led the team with a career-high nine receptions for 103 yards (11.4 avg.), the first 100-yard receiving game by a Titans tight end since 2001...Vs. Jacksonville, Dec. 24, set single-game franchise-record for the most receiving yards by a tight end with 169 yards and a TD on eight catches (21.1 avg.), also the most receiving yards by a tight end in a game that season. **2010** - Played in 16 games with a start for Titans and hauled in 29 passes for 361 yards and a touchdown...Posted career-high seven special teams tackles...At Houston, Nov. 26, tied for team lead with four receptions for 40 yards...Vs. Jacksonville, Dec. 5, led the club with four catches for 47 yards (11.8 avg.)...Vs. Houston, Dec. 19, made his first career start and posted three receptions for 42 yards...At Kansas City, Dec. 26, led the team with a season-high 96 yards on five receptions, highlighted by the first TD of his NFL career, a 22-yard grab from QB Kerry Collins...1/2/11 at Indianapolis, led the team with a season-high seven catches for 58 yards. **2009** - Appeared in 14 games as a rookie with Titans and caught nine passes for 74 yards...Vs. Houston Sept. 20, made his NFL debut...Oct. 4, at Jacksonville, registered his first career receptions, hauling in two passes for 11 yards...Vs. Indianapolis, Oct. 11, registered a season-high three receptions for 27 yards.

COLLEGE - Played in 37 games with 14 starts at South Carolina...Registered 73 catches for 1,107 yards (15.2 avg.) and seven touchdowns...Split time between tight end and wide receiver as a redshirt freshman in 2006 before shifting to tight end on a full-time basis in 2007...Appeared in 13 games with 11 starts as a junior in 2008 and ranked second on the team with a career-high 37 catches for a career-best 573 yards (15.5 avg.) and three TDs...Earned first-team All-Southeastern Conference recognition from the league's coaches and second-team honors from the AP...Named one of eight Mackey Award semifinalists, which is given to the nation's top tight end...Made the permanent move to tight end and played in 12 games with three starts as a sophomore in 2007...Third on team with 30 catches for 421 yards and three TDs...Ranked second on the team in receiving yards and paced the team in yards per catch...Posted 50-plus receiving yards in four games...Saw action at tight end and wide receiver in 12 games as a redshirt freshman...Caught six passes for 113 yards (18.8 avg.) and a TD...Four of his six receptions went for 20-plus yards...Majored in Retail.

PERSONAL - Attended North Gwinnett (Suwanee, Ga.) HS...Earned first-team All-State honors from the *Atlanta Journal-Constitution* as a senior...Played wide receiver and free safety, catching 32 passes for 800 yards and 10 TDs as a senior...Also played basketball and earned all-state and all-conference recognition...

VETERANS

Older brother, Jason, was a four-year letterman (2005-08) at fullback for Mississippi and signed with the Baltimore Ravens as an undrafted free agent in 2009 before being released at the end of the preseason...Jared Alan Cook was born on April 7, 1987 in Birmingham, Ala.

JARED COOK

Year	Team	GP	GS	RECEIVING					Lg	TD
				No	Yds	Avg				
2009	Tennessee	14	0	9	74	8.2			17	0
2010	Tennessee	16	1	29	361	12.4			36	1
2011	Tennessee	16	5	49	759	15.5			80t	3
2012	Tennessee	13	5	44	523	11.9			61t	4
2013	St. Louis	16	13	51	671	13.2			47	5
2014	St. Louis	16	6	52	634	12.2			59t	3
2015	St. Louis	16	12	39	481	12.3			49	0
2016	Green Bay	10	5	30	377	12.6			47	1
2017	Oakland	16	16	54	688	12.7			35	2
2018	Oakland	16	14	68	896	13.2			45	6
2019	New Orleans	14	7	43	705	16.4			61t	9
NFL Totals		163	84	468	6,169	13.2			80t	34

ADDITIONAL STATISTICS: Rushing – (2014, 1 att., 0 yards) **Total: 1 att., 0 yards;** Special Teams Tackles – (2010, 7; (2011, 2) **Total: 9;** Miscellaneous Tackles – (2009, 1); (2011, 1); (2012, 1); (2017, 2); (2018, 1); (2019, 1) **Total: 7.**

CAREER HIGHS: Receptions – 9 (2x), at Indianapolis (12/18/11) and vs. L.A. Rams (9/10/18); **Receiving Yards** – 180, vs. L.A. Rams (9/10/18); **Long Reception** – 80t, at Cleveland (10/2/11); **Receiving TDs** – 2 (5x), last at Tennessee (12/22/19).

POSTSEASON

Year	Team	GP	GS	RECEIVING					Lg	TD
				No	Yds	Avg				
2016	Green Bay	3	3	18	229	12.7			35	2
2019	New Orleans	1	0	5	54	10.8			14	0
NFL Totals		4	3	23	283	12.3			35	2

POSTSEASON CAREER HIGHS: Receptions – 6, at Dallas (1/15/17); **Receiving Yards** – 103, at Dallas (1/15/17); **Long Reception** – 35, at Dallas (1/15/17); **Receiving TDs** – 1 (2x), at Dallas (1/15/17) and at Atlanta (1/22/17).



MARCUS DAVENPORT

92
DE

HEIGHT: 6-6 • WEIGHT: 265
COLLEGE: TEXAS-SAN ANTONIO
JOINED SAINTS: D1-18
NFL EXPERIENCE: 3
BORN: 9/4/96

NFL CAREER – The 14th overall selection in the 2018 NFL Draft after New Orleans packaged their original first (27th overall) and fifth round (147th overall) and 2019 first round choice to increase impact at end, Davenport has posted 10.5 sacks and five forced fumbles his first two seasons, despite missing ten contests due to injuries. He earned the starting nod at right end in 2019, opening the first

13 regular season contests and posting 31 tackles, (15 solo), six sacks, ranked second on the team and a club-best four forced fumbles.

CAREER TRANSACTIONS - Placed on Injured Reserve, 12/11/19; Signed to a four-year contract, 5/10/18; Selected in the first round (14th overall) of the 2018 NFL Draft.

HONORS - **2018:** PFWA All-Rookie.

2019 - Started the first 13 games and finished with 31 tackles (15 solo), six sacks and four forced fumbles...Made his first career start in opener vs. Houston, Sept. 9 and recorded two solo tackles...Finished with three tackles (two solo) and a sack at L.A. Rams, Sept. 15...Posted career-high seven tackles (two solo) at Seattle, Sept. 15...Finished with one assisted tackle vs. Dallas, Sept. 29, as Cowboys managed only 45 rushing yards on 20 carries (2.5 avg.)...Tied career-high for sacks (two), and added two solo tackles and a forced fumble vs. Tampa Bay, Oct. 6...At Chicago, Oct. 20, finished with an assisted tackle, powering a run defense that surrendered only 17 yards, the fifth-lowest total in franchise history and did not give up a rushing first down for only the fourth time in club record books...In come-from-behind fourth quarter win vs. Carolina, Nov. 24, took down Panthers QB Kyle Allen with 2:10 left to play and added three tackles...For a defense that tied a franchise-record with nine sacks on Thanksgiving night at Atlanta, posted two takedowns for the third time, set a career-best with three forced fumbles and added four solo stops. **2018** - Appeared in 13 regular season games, missing three with a toe injury, posting 22 tackles (12 solo), 4.5 sacks for 32 yards lost, two passes defended and a forced fumble. Tied for third on New Orleans in sacks...Recorded one solo tackle and his first career takedown at Atlanta, Sept. 23...Had three tackles (two solo), a sack, pass defended and a forced fumble vs. Washington, Oct. 8...Had career-high two sacks vs. Minnesota, Oct. 28...After missing the next three games with the toe injury, returned to action on Thanksgiving vs. Atlanta, Nov. 22 and posted an assisted tackle...Posted four tackles (two solo) at Tampa Bay, Dec. 9...Posted two tackles (one solo) at Carolina, Dec. 17...Had a split sack and three tackles (one solo), in season finale vs. Carolina, Dec. 30...Appeared in both postseason contests...In the Divisional Playoff Game vs. Philadelphia, 1/13/19, played on defense and had a solo tackle...In NFC Championship Game vs. L.A. Rams, 1/20/19, had three tackles (two solo).

COLLEGE - During his four collegiate seasons at Texas-San Antonio, Davenport notched career totals of 186 tackles (97 solo), 22 sacks, 38 tackles for loss, six forced fumbles, two fumble recoveries, one returned for a touchdown and eight passes defended, finishing his career as the school's all-time leader for stops for loss, takedowns and quarterback hurries (21)...Tabbed 2017 Conference USA Defensive Player of the Year and a first-team All-Conference selection as senior...Member of the Chuck Bednarik Award and Wuerffel Trophy watch lists...Posted 55 tackles (30 solo) and set school records with 17.5 tackles for loss, 8.5 sacks, eight QB hurries, four pass breakups, three forced fumbles and a fumble return for a touchdown...Posted at least one tackle for loss in eight different contests...In 2016, second-team All-Conference USA selection played in all 13 games (12 starts) and led the squad's defensive linemen with 68 tackles (31 solo), including ten for loss, a team-leading marks of 6.5 sacks and a program-record eight quarterback hurries...Finished season strong by posting 38 stops, seven tackles for

loss and 4.5 sacks in the last six outings...In 2015, earned honorable mention All-Conference USA honors...Started 11 contests and recorded 49 tackles (30 solo) and ranked second on team with 7.5 tackles for loss and four sacks...Also racked up four QB hurries, three pass breakups and two forced fumbles...In 2014, saw action in the first 11 games and registered 14 tackles and three sacks...Graduated with a degree in multidisciplinary studies.

PERSONAL – First-team All-District 27-5A performer at John Paul Stevens (San Antonio, Texas) HS, where he recorded 73 tackles, including ten stops for loss, six sacks and six passes defended as a senior...Earned second-team All-District as a junior after racking up 42 stops...Also an area qualifier in the 1,600m relay and shot put in track and field along with playing for the basketball team...Davenport has multiple family members from New Orleans including father, Ron and late grandfather Dr. Artis Davenport II, a member of the Allstate Sugar Bowl's Greater New Orleans Sports Hall of Fame and the U.S. Track & Field and Cross Country Coaches Association Hall of Fame for a legendary career as head coach of Southern University of New Orleans' track and field team...Dr. Davenport was a member of the inaugural SUNO Athletic Hall of Fame class, where his men's outdoor teams won NCAA Division III national championships three times, as well as NAIA Division I women's indoor and outdoor championships in 1995 and 1997...Dr. Davenport also coached at Dillard and Alcorn State and served in the U.S. Army as an infantry officer...Marcus' father served in the Air Force...In 2019, participated in "#DoRight4LA Day with the New Orleans Saints and Dudley De-Bosier" volunteering with teammates to completion renovations to the exterior of a house in New Orleans...Played in 2019 Saints Hall of Fame Golf Tournament...Participated in several PSA's encouraging local residents to take proper precautions during the COVID-19 pandemic...Marcus James Davenport was born on September 4, 1996 in San Antonio, Texas.

MARCUS DAVENPORT

Year	Team	GP	GS	Tot	TACKLES			Yds	INTERCEPTIONS					FUMBLES		
					Solo	Asst	Sk		No	Yds	Lg	TD	PD	FF	FR	Yds
2018	New Orleans	13	0	22	12	10	4.5	32.0	0	0	0	0	2	1	0	0
2019	New Orleans	13	13	31	15	16	6.0	46.0	0	0	0	0	0	4	0	0
NFL totals		26	13	53	27	26	10.5	78.0	0	0	0	0	2	5	0	0

CAREER HIGHS: Tackles – 7, at Seattle (9/22/19); Solo Tackles – 4, at Atlanta (11/28/19); Sacks – 2, 3x, last at Atlanta (11/28/19); Passes Defended – 1 (2x), vs. Tampa Bay (9/9/18) and vs. Washington (10/8/18); Forced Fumbles – 3, at Atlanta (11/28/19); Fumble Recoveries – 0.

POSTSEASON

Year	Team	GP	GS	Tot	TACKLES			Yds	INTERCEPTIONS					FUMBLES		
					Solo	Asst	Sk		No	Yds	Lg	TD	PD	FF	FR	Yds
2018	New Orleans	2	0	4	3	1	0.0	0.0	0	0	0	0	0	0	0	0
NFL Totals		2	0	4	3	1	0.0	0.0	0	0	0	0	0	0	0	0

POSTSEASON CAREER HIGHS: Tackles – 3, vs. L.A. Rams (1/20/19).



DEMARIO
DAVIS

56

LB

HEIGHT: 6-2 • WEIGHT: 248
COLLEGE: ARKANSAS STATE
JOINED SAINTS: UFA-18 (NYJ)
NFL EXPERIENCE: 9
BORN: 1/11/89

NFL CAREER - Since signing with New Orleans in 2018, Davis has made an instant impact to the defense and team as a whole, as he was immediately voted as a team captain. As a unit, the New Orleans defense has ranked second and fourth in opponent rushing yards per game, also ranking sixth in opponent third down conversion rate in 2019. This dependable and sure-tackling defender led the Saints in stops for the second straight season and was selected as an AP first-team All-Pro for the first time in 2019, posting 111 tackles, four sacks, an interception and a career-high 12 passes defended. For his career, the Brandon, Miss. native has appeared in 128 games with 114 starts for the Saints, Jets (2012-15, 2017), and Cleveland Browns (2016), recording 881 tackles (590 solo), 22.5 sacks, two interceptions, 33 passes defended, three forced fumbles, six fumble recoveries and 24 special team stops.

CAREER TRANSACTIONS - Signed by Saints to three-year contract (UFA-NYJ), 3/19/18; Traded by Browns to Jets, 6/1/17; Signed by Browns to two-year contract (UFA-NYJ); Signed four-year contract with Jets, 6/1/12; Selected by the New York Jets in the third round (77th overall) of the 2012 NFL Draft.

HONORS - **2019:** *Associated Press* first-team All-Pro; **2018:** NFC Defensive Player of the Week (Week Four).

2019 - Started all 16 games he played. Posted more than 100 tackles for the third consecutive season with a team-high 111, his sixth campaign reaching the century mark, reaching double-digits in three contests...Registered four sacks, an interception and a career-high 12 passes defended...Selected *Associated Press* first-team All-Pro...A key member of a unit that finished in the top five in rush defense for two consecutive seasons for only the second time in team history (1986-87)...Recorded seven tackles (four solo) and two passes defended in Wild Card Playoff vs. Minnesota, 1/5/20...Produced nine tackles apiece in back-to-back wins at Seattle, Sept. 22 and vs. Dallas, Sept. 29...Recorded seven solo tackles and two passes defended vs. Tampa Bay, Oct. 6...Finished with team-leading 11 tackles (seven solo), a sack and a pass defended vs. Atlanta, Nov. 10...Picked off Jameis Winston, posted a career-high four passes defended and added six tackles at Tampa Bay, Nov. 17...Finished with a team-leading 11 tackles (nine solo), a sack and one pass defended vs. Carolina, Nov. 24...Posted seven tackles (six solo) and a sack of Jimmy Garoppolo for a nine-yard loss vs. San Francisco, Dec. 8...Made three solo tackles and two passes defended vs. Indianapolis, Dec. 16...Dropped Ryan Tannehill for a 10-yard loss, led the team with 11 tackles (nine solo) and added one pass defended at Tennessee, Dec. 22. Reached century mark in tackles for the sixth time in his career. **2018** - Started all 16 regular season games and

both postseason contests in first Saints campaign...Posted team-high 110 tackles (74 solo), tied a career-high with five sacks and added four passes defended, two forced fumbles and a fumble recovery...Recorded eight tackles (five solo) in season opener vs. Tampa Bay, Sept. 9...Recorded nine tackles (three solo) and one forced fumble, playing a key role in a run-stopping effort where New Orleans gave up only 3.4 yards per carry vs. Cleveland, Sept. 16, holding Browns starting running back Carlos Hyde to 43 yards on 16 carries (2.7 avg.)...Finished with team-leading nine tackles (six solo), helping lead the front seven in a run-stopping effort that surrendered only 48 yards rushing on 22 carries (2.2 avg.) at Atlanta, Sept. 23...Named NFC Defensive Player of the Week at N.Y. Giants, Sept. 30, with a team-best 11 tackles (nine solo) and tied his career-high with two sacks for a 17-yard loss, with the Saints giving up only 299 total net yards...Recorded six tackles (five solo) as Saints gave up only 39 yards rushing on 18 attempts (2.2 avg.), vs. Washington, Oct. 8...Finished with six tackles (five solo) and one pass defended, as New Orleans gave up only 77 yards rushing on 23 carries (3.3 avg.), at Baltimore, Oct. 21...Finished with six tackles (five solo) in Sunday night win at Minnesota, Oct. 28, as New Orleans surrendered only 85 yards rushing on 22 attempts (3.9 avg.)...Finished with a team-high seven tackles (five solo) vs. L.A. Rams, Nov. 4...Finished with five tackles (three solo) to tie for team lead at Cincinnati, Nov. 11...Finished with six tackles (five solo), a sack for seven yards, and one forced fumble vs. Atlanta, Nov. 22...Finished with 11 tackles (five solo) at Dallas, Nov. 29...Finished with eight tackles (seven solo) and a pass defended at Tampa Bay, Dec. 9...Led team with eight tackles (four solo), including a sack at Carolina, Dec. 17. Also recorded two passes defended...Recorded fifth sack of season, tying career-high, vs. Pittsburgh, Dec. 23. On Steelers' final play from scrimmage, a first-and-ten from the New Orleans 42-yard line, recovered a fumble at the New Orleans 35-yard line to clinch the victory. Finished with three total tackles...Made his postseason debut in the Divisional Playoff vs. Philadelphia, 1/13/19 and led the team with eight tackles...In the NFC Championship game vs. L.A. Rams, 1/20/19, led team with 14 tackles (10 solo), a one-yard interception return and a pass defended. **2017** - Started all 16 games for the New York Jets at inside linebacker and posted a team-best and a career-high 165 tackles (112 solo), a career-best five sacks, tied for second in NFL among inside linebackers, three passes defended and one fumble recovery...At Buffalo, Sept. 10, led the team in tackles (14). Also added a split sack...At Cleveland, Oct. 8, led the Jets in tackles for fifth straight week (nine), adding team-high four quarterback hits...Tied for team lead in tackles (11) and added fourth quarter nine-yard sack at Miami, Oct. 22...Vs. Buffalo, Nov. 2, tied for the team lead in tackles (11). Added a three-yard sack in the second quarter and a fourth quarter recovery of a fumble that set up a touch-down on the next play...Vs. Carolina, Nov. 12, for eighth time of season, led Jets in tackles with 14. In the third quarter with Carolina backed up at their own 14-yard line, Davis recorded a third down sack to force a punt...At Denver, Dec. 10, Davis recorded a career-high 16 tackles, including one stop for loss and a half-sack. The sack brought Davis' total to team-best five, the most he recorded in a single season in his six-year career. **2016** - Voted as a season-long captain by his teammates in his only season in Cleveland, who signed him as an unrestricted free agent...Finished second on team with 99 tackles and added two sacks, two passes defended and a forced fumble. Dec. 18, at Buffalo, recorded ten tackles, tying season-high for third time in 2016...Nov. 10, at Baltimore, Registered first sack of season and finished with three tackles...Nov. 6, vs. Dallas, forced first fumble of season, matching a season-high with ten tackles. **2015** - Started all 16

2019 GAME BY GAME

DEFENSE

Date	Opp.	GP	ST	SOLO	AST	TOT	SACK / YDS	INT / YDS	PD	FF	FR
9/9	HOU	X	X	4	1	5	0.0 / 0	0 / 0	0	0	0
9/15	@LAR	X	X	3	2	5	0.0 / 0	0 / 0	0	0	0
9/22	@SEA	X	X	7	2	9	0.0 / 0	0 / 0	0	0	0
9/29	DAL	X	X	6	3	9	0.0 / 0	0 / 0	0	0	0
10/6	TB	X	X	7	0	7	0.0 / 0	0 / 0	2	0	0
10/13	@JAX	X	X	5	1	6	0.0 / 0	0 / 0	1	0	0
10/20	@CHI	X	X	4	0	4	0.0 / 0	0 / 0	0	0	0
10/27	ARI	X	X	5	2	7	0.0 / 0	0 / 0	0	0	0
11/10	ATL	X	X	7	4	11	1.0 / 8	0 / 0	1	0	0
11/17	@TB	X	X	5	1	6	0.0 / 0	1 / 1	4	0	0
11/24	CAR	X	X	9	2	11	1.0 / 10	0 / 0	1	0	0
11/28	@ATL	X	X	6	2	8	0.0 / 0	0 / 0	0	0	0
12/8	SF	X	X	6	1	7	1.0 / 9	0 / 0	0	0	0
12/16	IND	X	X	3	0	3	0.0 / 0	0 / 0	2	0	0
12/22	@TEN	X	X	9	2	11	1.0 / 10	0 / 0	1	0	0
12/29	@CAR	X	X	1	1	2	0.0 / 0	0 / 0	0	0	0
2019 Season		16	16	86	25	111	4.0 / 37	1 / 1	12	0	0

games and finished with team-high 114 tackles, five passes defended, two sacks and a fumble recovery for Jets. Dec. 13, vs. Tennessee, earned his second sack of the season when he took down Marcus Mariota for a 13-yard loss on fourth down to halt a fourth quarter drive...Nov. 12, vs. Buffalo, tied for the team lead with nine tackles (seven solo) and registered his first sack of the season...Oct. 4, at Miami, recorded three passes defended and four tackles...Nov. 27, vs. Philadelphia, registered 15 total tackles (including two for loss) and recovered one fumble.

2014 - Started all 16 games for Jets...Recorded 125 tackles (87 solo), 3.5 sacks, six passes defended, two fumble recoveries and two special teams stops...Dec. 28, at Miami, in the fourth quarter, sacked Ryan Tannehill for a seven-yard loss and increased his single-season sack total to 3.5. Finished the game with four tackles, one sack and one fumble recovery...Dec. 21, vs. New England, combined with Antonio Allen to drop Tom Brady for eight-yard loss and also tallied 12 tackles, one pass defended and one QB hit...Sept. 22, vs. Chicago, led the team with 12 total tackles and also recorded a half sack for loss of 0.5 yards, recovered a fumble and broke up a pass...Sept. 14, at Green Bay, recorded first-career multi-sack performance, finishing with two quarterback takedowns for a 22-yard loss. Also totaled seven tackles (including two for loss).

2013 - Started all 16 games for the Jets, ranking second on team with 120 tackles (75 solo), a sack for a three-yard loss, an interception, a pass defended and six special teams stops...Nov. 2, vs. New Orleans, recorded first-career interception when he picked off a first quarter Drew Brees pass...Sept. 22, vs. Buffalo, amassed nine tackles (one for loss). Recorded first career sack...Sept. 8, vs. Tampa Bay, logged seven tackles, including a touchdown-saving rundown of Vincent Jackson to help win the game.

2012 - Played in all 16 games with three starts as a rookie. For the Jets, finished second on the team with 16 special teams tackles, while also recording 33 defensive tackles (21 solo) and one fumble recovery...Nov. 22, vs. New England, recorded season-high eight tackles.

COLLEGE - Played in 48 career games at Arkansas State, starting the final 37. Amassed 230 career tackles, seven sacks, five forced fumbles and three fumble recoveries, including one returned 53 yards for a touchdown...Added seven passes defended and four interceptions, including a 75-yard TD...Three-time All-

VETERANS

Sun Belt Conference...Earned bachelor's degree in communications...Named to Arkansas State's Athletic Director's Honor Roll and Sun Belt Conference Academic Honor Roll multiple times.

PERSONAL – Prepped at Brandon (Miss.) HS and led the team to its 14th playoff appearance in a 16-year period...Recorded 81 tackles, six interceptions and one sack as senior...2006 All-Region 3-5A, Mississippi Athletic Conference first-team All-State and *Clarion Ledger* All-Metro selection...Played mostly wide receiver as sophomore and junior...Recorded four touchdowns and 386 receiving yards as a senior team captain...Starter on the basketball team and competed in the high jump with the track & field team...The cousin of the late Steve McNair, the standout quarterback for the Tennessee Titans (1995-2005) and Baltimore Ravens (2006-07)...Held an internship with the United Way in Washington D.C. in 2017...Participated in the Willie Colon Alliance for Lupus Research (ALR) Golf Outing, benefiting the ALR Jean Davis Research Grant...Partnered with Saks Fifth Avenue as part of the "Taste of the New York Jets" on a fashion show with teammates to raise funds for the Food Bank for New York City...Founded the Devoted Dreamers Academy and hosts annual youth summer camps for middle school youth in Jackson, as well as sponsoring his own seven-on-seven team in Central Mississippi...Received the Athletes In Action 2018 Call To Courage Award, which honors an NFL Player who displays exemplary character and leadership and a strong commitment to Christian Faith...An active participant in the team's social justice initiatives in the New Orleans community...In 2018, gifted a handicapped accessible van for the family of a teenager Sam Butler, who he befriended, who is recovering from a shooting...Distributed Christmas gifts to underprivileged children on behalf of the Fore Kids Foundation in 2018...In 2019, partnered with the United Way to help raise money for those affected by the Flint, Mich. water crisis, personally visiting Flint...Participated in the 2019 Saints Hall of Fame Golf Tournament...In 2020, partnered with the United Way of Southeast Louisiana with a matching donation to the Hospitality Cares Pandemic Response Fund, which provides aid and assistance in the form of crisis grants to hospitality workers in need...Born January 11, 1989 in Collins, Miss.

DEMARIO DAVIS

Year	Team	GP	GS	Tot	TACKLES			Yds	INTERCEPTIONS					FUMBLES		
					Solo	Asst	Sk		No	Yds	Lg	TD	PD	FF	FR	Yds
2012	N.Y. Jets	16	3	33	21	12	0.0	0.0	0	0	0	0	0	0	1	0
2013	N.Y. Jets	16	16	120	75	45	1.0	3.0	1	0	0	0	1	0	0	0
2014	N.Y. Jets	16	16	125	87	38	3.5	33.0	0	0	0	0	6	0	2	0
2015	N.Y. Jets	16	16	118	75	43	2.0	14.0	0	0	0	0	5	0	1	0
2016	Cleveland	16	15	99	59	40	2.0	20.0	0	0	0	0	2	1	0	0
2017	N.Y. Jets	16	16	165	112	53	5.0	21.5	0	0	0	0	3	0	1	12
2018	New Orleans	16	16	110	74	36	5.0	43.0	0	0	0	0	4	2	1	0
2019	New Orleans	16	16	111	87	24	4.0	37.0	1	1	1	0	12	0	0	0
NFL totals		128	114	881	590	291	22.5	171.5	2	1	1	0	33	3	6	12
Saints totals		32	32	221	161	60	9.0	80.0	1	1	1	0	16	2	1	0

ADDITIONAL STATISTICS: Special Teams Tackles – (2012, 16); (2013, 6); (2014, 2) **Total: 24.**

CAREER HIGHS: Tackles – 16, at Denver (12/10/17); Sacks – 2, at Green Bay (9/14/14) and at N.Y. Giants (9/30/18); Interceptions – 1 (2x), vs. New Orleans (11/3/13) and at Tampa Bay (11/17/19); Passes Defensed – 4, at Tampa Bay (11/17/19); Forced Fumbles – 1 (3x), last vs. Atlanta (11/22/18); Fumble Recoveries – 1 (6x), last vs. Pittsburgh (12/23/18).

DEMARIO DAVIS

POSTSEASON

Year	Team				TACKLES			Yds	INTERCEPTIONS					FUMBLES		
		GP	GS	Tot	Solo	Asst	Sk		No	Yds	Lg	TD	PD	FF	FR	Yds
2018	New Orleans	2	2	22	15	7	0.0	0.0	1	1	1	0	1	0	0	0
2019	New Orleans	1	1	7	4	3	0.0	0.0	0	0	0	0	2	0	0	0
NFL Totals		3	3	29	19	10	0.0	0.0	1	1	1	0	3	0	0	0

POSTSEASON CAREER HIGHS: Tackles – 14, vs. L.A. Rams (1/20/19); Sacks – 0; Interceptions – 1, vs. L.A. Rams (1/20/19); Passes Defended – 2, vs. Minnesota (1/5/20); Forced Fumbles – 0; Fumble Recoveries – 0.



NICK
EASTON

62

HEIGHT: 6-3 • WEIGHT: 303
COLLEGE: HARVARD
JOINED SAINTS: UFA-19 (MIN)
NFL EXPERIENCE: 6
BORN: 6/16/92

C/G

NFL CAREER – The New Orleans Saints signed Easton in 2019 to help fortify the interior positions on the offensive line. Easton was originally signed by Baltimore as an undrafted free agent out of Harvard in 2015. He has appeared in 33 games with 23 starts over five seasons with the Minnesota Vikings (2015-18) and Saints (2019). In his first season in New Orleans, Easton played in ten games with six starts at left guard.

CAREER TRANSACTIONS – Agreed to terms with the Saints on a four-year contract (UFA-Min.), 3/20/19; Placed on Injured Reserve by the Vikings, 8/13/18; Re-signed by the Vikings to a one-year contract (RFA), 4/16/18; Placed on Injured Reserve by the Vikings, 12/26/17; Acquired by the Vikings from the 49ers in exchange for LB Gerald Hodges, 10/6/15; Acquired by the 49ers from the Ravens in exchange for future considerations, 9/5/15; Signed by the Ravens as an undrafted free agent, 5/8/15.

2019 – In his first season in New Orleans, played in ten regular season games, starting in Weeks 11-16 at left guard and made his postseason playing debut as a reserve offensive lineman. As a unit, New Orleans’ offensive line tied for third in surrendering the third-fewest sacks in NFL (25). **2018** – Missed season (neck).

2017 – Opened 11 games at left guard and one contest at center before being placed on Injured Reserve (leg), Dec. 26...Started at left guard at Green Bay, Dec. 23, but left contest...Helped the Vikings clinch NFC North, as he started at left guard vs. Cincinnati, Dec. 17...Started at center in place of an injured Pat Elflein at Carolina, Dec. 10...Started at left guard at Atlanta, Dec. 3, and protected Case Keenum as he tallied his fourth consecutive game with a passer rating over 100.0...Returned from injury to start at left guard vs. L.A. Rams, Nov. 19...Inactive Weeks 6-8 (calf)...Started at left guard at Chicago, Oct. 9, and vs. Detroit, Oct. 1...

Started at left guard vs. Tampa Bay, Sept. 24, as the offense totaled 494 yards... Started at left guard for first time on Monday Night Football vs. New Orleans, Sept. 11, for a unit that only allowed one sack and paved the way for Dalvin Cook to rush for 127 yards on 22 carries (5.8 avg). **2016** - Part of a unit that did not allowed a sack in five contests (tied for most in NFL)...Started at center vs. Chicago, 1/1/17, at Green Bay, Dec. 24, and vs. Indianapolis, Dec. 18... Started at center for a line that didn't allow a sack, helping Sam Bradford complete 70.6% of his passes (24 of 34) for 292 yards, a TD and a 106.5 rating, at Jacksonville, Dec. 11... Replaced Joe Berger in lineup for first career start vs. Dallas, Dec. 1...Saw extended action at center for an injured Berger, competing on 43 offensive snaps, at Detroit, Nov. 24. Part of a line that did not allow a sack, helping Bradford complete 31 of 37 passes...Played ten offensive snaps, including Adam Thielen's three-yard TD reception, at Washington, Nov. 13...Was on the field for both Vikings TDs - one-yard pass to Kyle Rudolph and one-yard rush by Rhett Ellison - vs. Detroit, Nov. 6...Saw action from scrimmage at Chicago, Oct. 31...Competed on 13 offensive snaps in NFL debut, including a one-yard TD run by Matt Asiata, vs. Houston, Oct. 9...Inactive at Philadelphia, Oct. 23, vs. New York Giants, Oct. 3, at Carolina, Sept. 25, vs. Green Bay, Sept. 18, and at Tennessee, Sept. 11. **2015** - Spent final 12 regular-season games and Wild Card playoff with Vikings on 53-man roster, but declared inactive for each game...Joined Vikings in trade, Oct. 6...Active for 49ers for two games but did not see action...Traded to San Francisco from Baltimore, Sept. 5...Joined Ravens as a free agent following the 2015 NFL Draft where he competed in the preseason.

COLLEGE - Appeared in 24 career games for Harvard...A first-team All-Ivy League, third-team FCS All-American and first-team FCS North All-American selection after starting all 10 contests in 2014...Also earned Academic All-Ivy League...Saw action in 10 games as a junior in 2013, earning All-Ivy League first-team, College Sports Madness All-Ivy second-team and FCS All-New England honors...Did not participate on the football team in 2012...Appeared in four games as a sophomore in 2011...Did not appear in any games in 2010...Graduated with economics degree.

PERSONAL - Prepped at Hibriten (Lenoir, N.C.) HS, where he earned All-State and served as senior captain, helping team to first-ever undefeated season...Two-time All-Conference and All-County...Also lettered in track and field...Standout in discus, earning conference and county titles...Grandfather served in the U.S. Army...Originally visited New Orleans as a teenager with his church youth group for a community service project following Hurricane Katrina.

NICK EASTON

Games Played/Started: Minnesota - (2016, 11/5); (2017, 12/12); **New Orleans** - (2019, 10/6); **Totals: 33/23**

POSTSEASON

Games Played/Started: **New Orleans** - (2019, 1/0) **Totals: 1/0.**



**MARIO
EDWARDS, JR.**

97

DE

HEIGHT: 6-3 • WEIGHT: 280
COLLEGE: FLORIDA STATE
JOINED SAINTS: UFA-19 (NYG)
NFL EXPERIENCE: 6
BORN: 1/25/94

NFL CAREER – Originally selected by the Raiders in the second round (35th overall) of the 2015 NFL Draft out of Florida State, this versatile defensive lineman contributed three sacks to a unit that ranked third in the NFL with 51 takedowns. The Gautier, Mississippi native has appeared in 59 career games with 24 starts, totaling 90 tackles (66 solo), 10.5 sacks, five forced fumbles and three passes defended for the Raiders, Giants and Saints. In 2019, he appeared in 14 games for the Saints, posting eight tackles (six solo), while adding two stops, including one for a loss in the NFC Wild Card Playoff vs. Minnesota.

CAREER TRANSACTIONS – Agreed to terms with the New Orleans Saints on a two-year contract (UFA-NYG), 3/15/19; Claimed by the New York Giants off waivers, 9/2/18; Waived by the Raiders, 9/1/18; Activated from Injured Reserve by the Raiders, 12/23/16; Placed by the Raiders on Injured Reserve-Designated to Return, 9/5/16; Placed by the Raiders on Injured Reserve, 12/23/15; Signed by the Raiders to a four-year contract, 6/19/15; Originally selected by the Oakland Raiders in the second round (35th overall) of the 2015 NFL Draft.

HONORS – 2015: NFL.com All-Rookie team (Gil Brandt); Pepsi NFL Rookie of the Week (Week Ten).

2019 – Played in 14 games in his first season for the Saints DL rotation and was inactive for two, recording eight tackles (six solo), one forced fumble and three sacks, including two stops for loss and three quarterback hits...Victimized Panthers QB Kyle Allen for first sack as a Saint, dropping him for an eight-yard loss and forcing him to fumble, vs. Carolina, Nov. 24...Notched a ten-yard sack of 49ers QB Jimmy Garoppolo vs. San Francisco, Dec. 8...Sacked Allen for a four-yard loss and picked up a season-high three tackles (two solo) in regular season finale at Carolina, Dec. 29. **2018** – In 15 games for Giants, made 14 tackles (12 solo), two sacks and one pass defended...Made his Giants debut by registering two solo tackles vs. Jacksonville, Sept. 9...Registered a solo tackle and a sack for a 10-yard loss at Houston, Sept. 23...Recorded one solo tackle at Carolina, Oct. 7...Contributed two solo tackles and one forced fumble on DL vs. Tampa Bay, Nov. 18...Had a solo tackle and a sack for seven-yard loss on the DL at Philadelphia, Nov. 25...Recorded three solo tackles vs. Chicago, Dec. 2...Saw action on DL prior to leaving game with a season-ending calf injury at Indianapolis, Dec. 23.

2017 – Started all 14 games he played in, missing two (ankle) in final season with Raiders...Posted 23 tackles (15 solo) and a career-high 3.5 sacks...Sept. 10, at Tennessee, recorded first sack of year, combining with DT Justin Ellis to take

down QB Marcus Mariota for a one-yard loss...Sept. 17, vs. N.Y. Jets, recorded a tackle and added career-high 1.5 sacks. Sacked Jets QB Josh McCown for a one-yard loss in the first quarter and split a takedown of McCown with DL Denico Autry in third quarter, dropping McCown for a four-yard loss...Oct. 1, at Denver, recorded third sack of season, marking a single-season career-high, as he took down QB Trevor Siemian for 10-yard loss...Oct. 15, vs. L.A. Chargers, active throughout contest, posting season-high six tackles (four solo)...Nov. 5, at Miami, recorded two tackles and a half-sack, marking single-season career-high of 3.5 takedowns. Split a sack of QB Jay Cutler with Bruce Irvin for a loss of two yards in the fourth quarter. **2016** - Played in two regular season games after being placed on Injured Reserve due to a hip injury suffered in the preseason...Was activated to the roster on Dec. 23...Played in the regular season's final two games, tallying four tackles (two solo) and started in his first career playoff game...Dec. 24, vs. Indianapolis, served as a rotational player on DL in first action of season and recorded two tackles (one solo)...1/1/17, at Denver, tallied two stops (one solo)...In NFC Wild Card Playoff at Houston, 1/7/17, made postseason debut, starting, registering five tackles (four solo). **2015** - Played in 14 games with 10 starts in rookie season...Started 10 straight games at DE, DT and OLB, before suffering season-ending neck injury in Week 15...Racked up 41 tackles (30 solo), two sacks, two passes defended and three forced fumbles...Placed on Injured Reserve, Dec. 23...Named to NFL.com All-Rookie team...Oct. 4, at Chicago, played significant snaps on defense, posting first career solo tackle. Credited with a forced fumble with a hit on TE Martellus Bennett in the first quarter...Oct. 11, at Denver, made first career start at DT and credited with six tackles (four solo) and shared first career sack. Got to QB Peyton Manning for four-yard loss on a fourth quarter drive...Nov. 15, vs. Minnesota, recorded an outstanding all-around performance, leading the team with career-high 11 tackles (eight solo). Recorded first full sack, dropping QB Teddy Bridgewater along the sideline for a six-yard loss and forcing a fumble in the first quarter, earning the Pepsi NFL Rookie of the Week...Nov. 22, at Detroit, posted three tackles (two solo) and one pass defended...Dec. 6, vs. Kansas City, shared a sack of Chiefs QB Alex Smith for a four-yard loss on the Chiefs' opening drive of the game. Finished the game with one solo tackle...Dec. 13, at Denver, poked the ball away from RB Ronnie Hillman on a second quarter swing pass, forcing a fumble and notching a tackle for a five-yard loss. Batted a QB Brock Osweiler pass down in the third quarter. Credited with four tackles (three solo).

COLLEGE - Appeared in 36 career games with 26 starts, primarily at DE at Florida State (2012-14)...Played at DT, JLB and FB in jumbo goal-line packages...Totaled 89 tackles, 23 tackles for loss, eight sacks, seven passes defended, three forced fumbles and two fumble recoveries...Started all 13 games as junior, totaling career-high 44 tackles, 11 tackles for loss, career-best 11 passes defended and a career-high two forced fumbles...Named All-ACC First Team (coaches and media)...Earned *Sports Illustrated* second-team All-American in 2014...Two-time ACC Defensive Lineman of the Week...As a sophomore, started at RDE for the nation's third-ranked total defense (281.4 ypg.) and number one scoring defense (12.1 ppg.)...Named one of conference's top defensive linemen by league coaches as a third-team All-ACC selection...Made 11 starts and appeared in 12

games as a sophomore, totaling 28 tackles (19)...Made two fumble recoveries, one returned for TD, a forced fumble, 9.5 tackles for loss, 3.5 sacks and one interception...Had monster performance in BCS National Championship Game, totaling career-high three tackles for loss including a sack...As a freshman, appeared in 11 games with two starts...Projected to redshirt in 2012, but was forced into action due to injury...Became only true freshman to register a start for the Seminoles on defense.

PERSONAL – Attended two different high schools in Denton, Texas and was the nations near-consensus top-rated prospect...Three-sport star in football, baseball and track at Prosper HS, starting at DE for the state champion Eagles...Recorded 69 tackles and three sacks as a freshman on top of catching 17 passes for 361 yards (21.2 avg.) and three TDs...Transferred to Billy Ryan HS for his junior and senior seasons...As a junior, recorded 127 tackles, 50 tackles for loss and 18 sacks, leading the school to a state runner-up finish...Named the Texas Class 4A Defensive Player of the Year by the *AP* in 2011...As senior, recorded 72 tackles and 11 sacks...*USA Today* High School Defensive Player of the Year...Earned All-American honors from *USA Today*, *Parade*, *Sports Illustrated* (second-team) and ESPN...One of just four players given a perfect 100 rating by 247Sports, named their 2012 Defensive Player of the Year...Listed as No. 1 prospect by ESPN, Scout and 247Sports and no. 3 by Rivals.com...Also competed as a shot putter in final two years of high school, recording a top throw of 15.08 meters, first in the 2012 Richardson Invitational...Father, Mario Edwards Sr., was also a former FSU star and played five NFL seasons as a CB, four with the Cowboys (2000-03) and one with the Buccaneers (2004), and has served on the football administrative staff at his alma mater.

MARIO EDWARDS JR.

Year	Team	GP	GS	Tot	TACKLES			Yds	INTERCEPTIONS					FUMBLES		
					Solo	Asst	Sk		No	Yds	Lg	TD	PD	FF	FR	Yds
2015	Oakland	14	10	41	31	10	2.0	10.0	0	0	-	0	3	3	0	0
2016	Oakland	2	0	4	2	2	0.0	0.0	0	0	-	0	0	0	0	0
2017	Oakland	14	14	23	15	8	3.5	14.5	0	0	-	0	0	0	0	0
2018	N.Y. Giants	15	0	14	12	2	2.0	17.0	0	0	-	0	0	1	0	0
2019	New Orleans	14	0	8	6	2	3.0	22.0	0	0	-	0	0	1	0	0
NFL Totals		59	24	90	66	24	10.5	63.5	0	0	-	0	3	5	0	0

CAREER HIGHS: Tackles – 11, vs. Minnesota (11/15/15); Solo tackles – 8, vs. Minnesota (11/15/15); Sacks – 1.5, vs. N.Y. Jets (9/17/17); Interceptions – 0; Passes Defensed – 1, (3x), last at Denver (12/13/15); Forced Fumbles – 1, (5x), last vs. Carolina (11/24/19); Fumble Recoveries – 0.

POSTSEASON

Year	Team	GP	GS	Tot	TACKLES			Yds	INTERCEPTIONS					FUMBLES		
					Solo	Asst	Sk		No	Yds	Lg	TD	PD	FF	FR	Yds
2016	Oakland	1	1	5	4	1	0.0	0.0	0	0	-	0	0	0	0	0
2019	New Orleans	1	0	2	1	1	0.0	0.0	0	0	-	0	0	0	0	0
NFL Totals		2	1	7	5	2	0.0	0.0	0	0	-	0	0	0	0	0

CAREER HIGHS: Tackles – 5, at Houston (1/7/17); Solo tackles – 4, at Houston (1/7/17); Sacks – 0; Interceptions – 0; Passes Defensed – 0; Forced Fumbles – 0; Fumble Recoveries – 0.

VETERANS



KADEN
ELLISS

55

LB

HEIGHT: 6-3 • WEIGHT: 240

COLLEGE: IDAHO

JOINED SAINTS: D7B-19

NFL EXPERIENCE: 2

BORN: 6/10/95

NFL CAREER - Kaden Elliss was selected by the New Orleans Saints with their second of two seventh round draft choices (244th overall) in the 2019 NFL Draft out of Idaho. Elliss is a strong, athletic player with coverage, pass rush and run-stopping abilities who will compete for playing time after missing the majority of his first season following rehabilitation for a knee injury. A first-team All-Big Sky selection in 2018, Elliss recorded 60 tackles, led the Vandals with 16 stops for loss and seven sacks and added three passes defended, one forced fumble and one fumble recovery. The son of former National Football League standout Luther Elliss, he amassed 288 stops, 47 tackles for loss and 17 sacks, while starting 47-of-48 games in college. He will look to play a bigger role for New Orleans in 2019 utilizing his strength, speed and size.

CAREER TRANSACTIONS - Placed on Injured Reserve, 9/25/19; Signed four-year contract, 5/10/19; Selected in the seventh round (244th overall) of the 2019 NFL Draft.

2019 - Played in the first three games of 2019, posting one assisted tackle on special teams...Vs. Houston, Sept. 9, made debut on special teams...Had first career stats at L.A. Rams, Sept. 15, recording one assisted special teams stop.

COLLEGE - As senior, started all 11 games and was named All-Big Sky first-team and to the National Football Foundation and College Hall of Fame Hampshire Honor Society...Recorded 60 tackles (41 solo), seven sacks, three passes defended, one forced fumble and one fumble recovery...The team leader with 16 tackles for loss and ranked second in Big Sky in stops for loss and third in sacks...Also caught three passes for 20 yards...As junior, named second-team All-Sun Belt at LB and started all 12 games, recording six sacks, two fumbles, ranked third in conference with 16 tackles for loss and second in the conference with 15 solo tackles for loss...Also played on offense at tight end and wide receiver recording seven receptions for 156 yards and two TDs...First FBS player to record a sack and a touchdown reception in the same game since 2013, accomplishing the feat twice...As a sophomore, named All-Sun Belt Honorable Mention and finished with 65 total tackles, eight tackles for loss, five interceptions, one returned for a touchdown and two fumble recoveries...As true freshman, finished second on team with 83 tackles, four quarterback hurries and one sack...Graduated with a bachelor's degree in operations management.

PERSONAL - Named Utah High School Athletic Association Most Valuable Player in 2013 after leading Judge Memorial Catholic (Salt Lake City, Utah) HS to its first state championship in 30 seasons as the team's starting quarterback and

defensive end....Earned *Deseret News* 3A MVP...Threw for 714 yards and nine touchdowns, added 921 rushing yards and 16 TDs on ground and on defense, registered 52 tackles and one interception...Honor roll member throughout high school...In January, spoke about the importance of athletic-educational balance at Sacred Heart School...One of 12 children...Father, Luther is Idaho's defensive line coach and was a 12-year NFL veteran and a two-time Pro Bowl selection... Brother Christian is a linebacker for the Vandals.

KADEN ELLISS

		TACKLES						INTERCEPTIONS					FUMBLES			
Year	Team	GP	GS	Tot	Solo	Asst	Sk	Yds	No	Yds	Lg	TD	PD	FF	FR	Yds
2019	New Orleans	3	0	0	0	0	0	0.0	0	0	0	0	0	0	0	0
NFL Totals		3	0	0	0	0	0	0.0	0	0	0	0	0	0	0	0

ADDITIONAL STATISTICS: Special Teams Tackles – (2019, 1) Total: 1

CAREER HIGHS: Special Teams Tackles – 1, at Los Angeles Rams (9/15/19).



C.J.
GARDNER-JOHNSON **22**

HEIGHT: 6-0 • WEIGHT: 208
COLLEGE: FLORIDA
JOINED SAINTS: D4-19
NFL EXPERIENCE: 2
BORN: 12/20/97

DB

NFL CAREER – The New Orleans Saints were looking to improve their depth in the defensive backfield when they selected C.J. Gardner Johnson in the fourth round (105th overall) of the 2019 NFL Draft. Gardner-Johnson stepped up as a rookie, playing in all 16 games with seven starts. He placed eighth on the team with 46 tackles, third with eight pickups and was one of ten players with an interception. Gardner-Johnson has proven to be a solid tackler who is willing to play with physicality while also showing ability to play in both zone and press coverages and should continue to grow as a solid contributor in the New Orleans backfield.

CAREER TRANSACTIONS – Signed to a four-year contract, 5/10/19; Selected by the Saints in the fourth round (105th overall) of the 2019 NFL Draft.

HONORS – **2019:** All-Rookie (PFWA).

2019 – Played in all 16 games with seven starts, posting 46 tackles (35 solo), one interception, eight passes defended, a forced fumble, a fumble recovery and three special teams stops. Ranked sixth on the team in tackles and third in deflections....Made his first career start at strong safety at Chicago, Oct. 20 and notched

VETERANS

six solo tackles and two passes defended...Started in the nickel vs. Arizona, Oct. 27 and finished with five tackles (three solo) and two passes defended...Started at Tampa Bay, Nov. 17 and finished with three solo tackles and one pass defended...Started vs. Carolina, Nov. 24 and recorded six tackles (three solo)...On Thanksgiving night at Atlanta, Nov. 28, recorded his first career interception...Started at strong safety vs. Indianapolis, Dec. 16 and finished with team-leading and season-high eight tackles, adding two stops for loss and a pass defended. Left the game in the third quarter with a concussion...Started at strong safety, at Tennessee, Dec. 22 and tied season-high with eight tackles - five solo - and tallied his first career forced fumble and fumble recovery...Started in the nickel in Wild Card Playoff Game against Minnesota, 1/5/20 and posted three tackles (two solo) and a pass defended.

COLLEGE - In three seasons at Florida, played in 37 games with 26 starts and posted 161 tackles (91 solo), four sacks, nine interception returns for 301 yards, three returned for touchdowns and 17 passes defended...Played in all 13 games in 2018 and started 12, totaling 71 tackles, four interceptions (two returned for TDs), two passes defended, nine tackles-for-loss, three sacks and two quarterback hurries...His four picks tied for 16th in the country and second in the SEC...In 2017, started in all 11 games at safety. Finished with 58 tackles, two interceptions, seven passes defended, six tackles-for-loss and a sack...Appeared in all 13 games as a freshman in 2016 and started Florida's final three contests as one its starting safeties. Led Gators with eight special teams tackles, as a key member on special teams. Totaled 32 tackles, three passes defended, three interceptions (one returned for a touchdown) and a half stop-for-loss. Three picks tied for second-most on team. Recorded two tackles and two interceptions (one returned for a TD) in Outback Bowl vs. Iowa. Tallied the first multi-interception game by a Florida freshman since 2004. Named the Outback Bowl Most Valuable Player for his standout performance as he only the fourth UF defensive back to be named a Bowl MVP. Became only the second true freshman in program history to win a Bowl MVP Award, joining Emmitt Smith (1987). Named to ESPN's, *Sports Illustrated's* and the AP's All-Bowl Team.

PERSONAL - Played in the 2016 Under Armour All-American Game in Orlando, Fla. and was named to *USA Today's* All-Florida first team...Led Cocoa (Fla.) HS to a 10-3 record and reached the Florida 4A state semifinals in his senior year when he finished with 55 tackles, four sacks and two picks, while also running for six touchdowns and catching five touchdowns...Was a three-sport high school star in football, basketball and track and field...Named Class 2A Florida Dairy Farmers Track and Field Athlete of the Year in 2015, excelling in the 100-meter and 200-meter dash...His mother having served as a foster parent, has a passion for engaging with and helping foster children, working with local organizations...Born on Dec. 20, 1997.

C.J. GARDNER-JOHNSON


Year	Team	TACKLES							INTERCEPTIONS					FUMBLES		
		GP	GS	Tot	Solo	Asst	Sk	Yds	No	Yds	Lg	TD	PD	FF	FR	Yds
2019	New Orleans	16	7	46	35	11	0.0	0.0	1	28	28	0	8	1	1	37
NFL totals		16	7	46	35	11	0.0	0.0	1	28	28	0	8	1	1	37

CAREER HIGHS: **Tackles** – 8 (2x), last at Tennessee (12/22/19); **Solo Tackles** – 6 (2x), last at Tennessee (12/22/19); **Sacks** – 0; **Passes Defensed** – 2 (2x), at Chicago (10/20/19) and vs. Arizona (10/27/19); **Forced Fumbles** – 1, at Tennessee (12/22/19); **Fumble Recoveries** – 1, at Tennessee, 12/22/19.

POSTSEASON

Year	Team	TACKLES							INTERCEPTIONS					FUMBLES		
		GP	GS	Tot	Solo	Asst	Sk	Yds	No	Yds	Lg	TD	PD	FF	FR	Yds
2019	New Orleans	1	1	3	2	1	0.0	0.0	0	0	0	0	1	0	0	0
NFL Totals		1	1	3	2	1	0.0	0.0	0	0	0	0	1	0	0	0

POSTSEASON CAREER HIGHS: **Tackles** – 3, Minnesota (1/5/20); **Solo Tackles** – 2, vs. Minnesota (1/5/20); **Passes Defensed** – 1, vs. Minnesota (1/5/20).



CARL GRANDERSON

96

DE

HEIGHT: 6-5 • **WEIGHT:** 261
COLLEGE: WYOMING
JOINED SAINTS: FA-19
NFL EXPERIENCE: 2
BORN: 12/18/96

NFL CAREER – Granderson showed the persistence to jumpstart an NFL career after early challenges and is working ardently to develop into a pass rush threat. Signed as an undrafted free agent out of Wyoming, he played in eight games as a rookie and posted ten tackles (seven solo) and one sack and also appeared in the NFC Wild Card Playoff vs. Minnesota.

CAREER TRANSACTIONS – Signed to a three-year contract as an undrafted free agent, 5/10/19.

2019 – Played in eight regular season contests and posted ten tackles (seven solo) and a sack...Vs. Tampa Bay, Oct. 6, dropped Buccaneers quarterback Jameis Winston for nine-yard loss...Finished with four tackles (one solo) vs. Indianapolis, Dec. 16.

COLLEGE – A three-year starter at defensive end for Wyoming and two-time All-Mountain West selection...Appeared in 42 games with 24 starts over his four-year career, totaling 172 tackles (95 solo), 17.5 sacks, 35.5 tackles for loss, three interceptions, six passes defensed, three forced fumbles and a fumble recovery... As a senior, earned second-team All-Mountain West from coaches and media, finished with 40 tackles (28 solo), three sacks, 7.5 tackles for loss and one interception returned 61 yards for a TD at Hawaii...As junior, Granderson was a first-team

VETERANS

All-Mountain West selection, playing in 13 games and recording 77 tackles, 9.5 sacks, 16 tackles for loss, two forced fumbles, a 58-yard fumble recovery/return for a touchdown, one safety and two interceptions...Graduated with a bachelor's degree in social science

PERSONAL - Led Grant (Sacramento, Calif.) HS to a 14-1 record and the 2014 California Section Championship as a LB...Led team in total tackles (172), sacks (15.0) and tackles for losses (34.0)...Also intercepted two passes, recovered one fumble and forced a fumble...Returned one of his picks for a TD...Carl Allen Granderson was born on December 18, 1996 in Sacramento, Calif.


CARL GRANDERSON

Year	Team	GP	GS	Tot	TACKLES			Yds	INTERCEPTIONS					FUMBLES		
					Solo	Asst	Sk		No	Yds	Lg	TD	PD	FF	FR	Yds
2019	New Orleans	8	0	10	7	3	1.0	9.0	0	0	0	0	0	0	0	0
NFL totals		8	0	10	7	3	1.0	9.0	0	0	0	0	0	0	0	0

CAREER HIGHS: Tackles - 4, vs. Indianapolis (12/16/19); Solo Tackles - 2 (2x), last at Carolina (12/29/19); Sacks - 1, vs. Tampa Bay (10/6/19); Passes Defensed - 0; Forced Fumbles - 0; Fumble Recoveries - 0.

POSTSEASON

Year	Team	GP	GS	Tot	TACKLES			Yds	INTERCEPTIONS					FUMBLES		
					Solo	Asst	Sk		No	Yds	Lg	TD	PD	FF	FR	Yds
2019	New Orleans	1	0	0	0	0	0.0	0.0	0	0	0	0	0	0	0	0
NFL Totals		1	0	0	0	0	0.0	0.0	0	0	0	0	0	0	0	0



J.T.
GRAY

48

DB

HEIGHT: 6-0 • WEIGHT: 202
COLLEGE: MISSISSIPPI STATE
JOINED SAINTS: FA-18
NFL EXPERIENCE: 3
BORN: 1/18/96

NFL CAREER - Signed by the Saints after the 2018 NFL Draft, Gray has played in 21 regular season games and recorded one defensive tackle, 18 special teams stops, one coverage fumble recovery and one blocked punt.

CAREER TRANSACTIONS - Signed to reserve/future contract, 1/21/19; Signed to the practice squad, 11/15/18; Waived, 11/13/18; Signed as an undrafted free agent, 5/2/18.

HONORS - **2019:** Associated Press second-team All-Pro; PFWA All-NFC.

2019 - Played in all 16 regular season games and posted team-high and career-high 16 special teams tackles, one blocked punt, one coverage fumble recovery and one defensive tackle...Selected Associated Press second-team All-Pro and PFWA All-NFC...Notched a career-high three special teams tackle at Seattle, Sept.

22...Recorded first career block on Chicago's opening possession that resulted in a safety at Bears, Oct. 20...Recorded first career defensive solo tackle and one special teams stop vs. Atlanta, Nov. 10...Recorded a special teams stop at Tampa Bay, Nov. 17...Had a first quarter fumble recovery off a muffed punt that led to a Saints touchdown at Carolina, Nov. 24...Recorded two special teams tackles (one solo) at Tennessee, Dec. 22...Posted two solo special teams stops in regular season finale at Carolina, Dec. 29...Played on special teams in NFC Wild Card Playoff vs. Minnesota, 1/5/20. **2018** - Played in five regular season games, spending the remainder of the season on the club's practice squad...Had a solo special teams tackle at Atlanta, Sept. 23.

COLLEGE - Played in 45 games with 17 starts for the Bulldogs from 2014-17 and collected 210 tackles, 14.5 tackles for loss, four sacks, eight passes defended and an interception...In 2017, ranked third on team in tackles (65) while playing MSU's S/LB hybrid...As a junior ranked third on the team in tackles (71), playing in all 13 games at Viper and starting 10 contests...In 2015, played in all 13 games at linebacker and ranked fourth on the team in tackles (74) and added 3.5 tackles for loss and one sack...Industrial Technology major.

PERSONAL - Played junior season at Coolidge (Ariz.) HS, before transferring to Clarksdale (Miss.) HS for senior campaign...Grew up in the Magnolia State and came home for final high school season...Helped the Cougars to a 7-5 record as a senior as his team advanced to the second round of the Class 5A Mississippi state playoffs...A member of *The Clarion-Ledger's* Targeted 22...Took part in the Alabama-Mississippi All-Star Classic...Earned Arizona Division IV Section II first-team as a DB after junior season and second-team as a RB in 2012...Played on both sides of the ball as a senior and recorded 58 tackles and offensively, rushed for 939 yards and 16 scores...As a junior, tallied 60 carries for 914 yards and 15 scores while catching ten passes for 117 yards and a TD...Defensively, booked a team-leading 112 tackles and two interceptions...Ran track for Coolidge and qualified for the state meet in the 100-meter dash, 200-meter run, high jump and long jump...Juantavius Tavon Gray was born Jan. 18, 1996 in Clarksdale, Miss.

J.T. GRAY

Year	Team	GP	GS	Tot	TACKLES			Yds	INTERCEPTIONS					FUMBLES		
					Solo	Asst	Sk		No	Yds	Lg	TD	PD	FF	FR	Yds
2018	New Orleans	5	0	0	0	0	0.0	0.0	0	0	0	0	0	0	0	0
2019	New Orleans	16	0	1	1	0	0.0	0.0	0	0	0	0	0	0	0	0
NFL Totals		21	0	1	1	0	0.0	0.0	0	0	0	0	0	0	0	0

ADDITIONAL STATISTICS: Special Teams Tackles - (2018, 2); (2019, 16) **Total: 18**; Blocked Punts - (2019, 1) **Total: 1**; Special Teams Forced Fumbles - (2019, 1) **Total: 1**; Special Teams Fumble Recoveries - (2019, 1) **Total: 1**.

CAREER HIGHS: Tackles - 1, vs. Atlanta (11/10/19); Special Teams Tackles - 3, at Seattle (9/22/19).

POSTSEASON

Year	Team	GP	GS	Tot	TACKLES			Yds	INTERCEPTIONS					FUMBLES		
					Solo	Asst	Sk		No	Yds	Lg	TD	PD	FF	FR	Yds
2019	New Orleans	1	0	0	0	0	0.0	0.0	0	0	0	0	0	0	0	0
NFL Totals		1	0	0	0	0	0.0	0.0	0	0	0	0	0	0	0	0

VETERANS



**ETHAN
GREENIDGE**

73

OL

HEIGHT: 6-4 • WEIGHT: 335
COLLEGE: VILLANOVA
JOINED SAINTS: FA-19
NFL EXPERIENCE: 2
BORN: 9/10/97

NFL CAREER - Signed as an undrafted free agent in 2019 out of Villanova, Greenidge will compete for a roster spot as he further continues his development primarily at the tackle position. While he did not appear in a contest in his rookie season, Greenidge gained valuable experience on the scout team.

CAREER TRANSACTIONS - Signed to a three-year contract, 5/10/19.

2019 - Inactive for every contest except for vs. San Francisco, Dec. 8, where he dressed but did not play.

COLLEGE - A mainstay at left tackle for his entire college career at Villanova, starting all 43 games that he appeared in for the Wildcats, a games played streak which included every contest of the 2016 and 2017 seasons...Earned All-CAA second-team honors following both his junior and senior campaigns...Blocked for an offense that ranked sixth in the CAA in passing (222.4 ypg.) in 2018...Helped Wildcats offense top 400-yard mark in six contests...Graduated with bachelor's degree in communications

PERSONAL - A team captain at Riverhead (Flanders, N.Y.) HS...A first-team Suffolk County All-Star...A Two-time Suffolk County Coaches Association All-Division first-team offensive lineman selection...Earned three varsity letters in football, basketball and track & field...Born September 10, 1997.



**GARRETT
GRIFFIN**

45

TE

HEIGHT: 6-4 • WEIGHT: 242
COLLEGE: AIR FORCE
JOINED SAINTS: FA-16
NFL EXPERIENCE: 3
BORN: 3/4/94

NFL CAREER - Spending the majority of his first three seasons on the Saints practice squad, this former Air Force Academy standout's combination of work ethic, persistence and physical nature has led to stints on the club's active roster in 2017 and 2018. While primarily a blocker and contributor on special teams,

Griffin posted his first career receiving touchdown in the 2018 NFC Championship game. In 2020, Griffin looks to build on his experience and compete for an active roster spot in the offseason and training camp after spending 2019 on Injured Reserve.

CAREER TRANSACTIONS – Placed on Injured Reserve, 8/26/19; Signed to the active roster, 1/12/19; Re-signed to the practice squad, 9/2/18; Waived, 9/1/18; Placed on Injured Reserve, 1/3/18; Signed to active roster, 12/2/17; Signed to practice squad 9/3/17; Waived, 9/2/17; Signed to reserve/future contract, 1/2/17; Signed to practice squad, 9/4/16; Waived, 9/3/16; Agreed to terms on three-year contract, 5/16/16.

2019 – Spent the entire season on Injured Reserve. **2018** – Spent the entire 2018 regular season on the Saints practice squad. Elevated from the Practice Squad, 1/12/19...In the NFC Divisional playoff game vs. Philadelphia, 1/13/19, played on offense and special teams...In the NFC Championship game vs. L.A. Rams, 1/20/19, started and recorded two receptions for 12 yards, including a five-yard touchdown. **2017** – After starting the regular season on the practice squad, elevated to active roster and played in three regular season games, making a four-yard reception in regular season finale at Tampa Bay, Dec. 31. **2016** – Spent season on practice squad.

COLLEGE – Played in 44 career games at Air Force and finished with career totals of 41 receptions for 678 yards (16.5 avg.) with eight TDs...In 2015, played in eight games and recorded 12 receptions for 208 yards (17.3 avg.) with three TDs...In 2014, played in 12 games and finished third on team in receiving with 16 catches for 307 yards (19.2 avg.) and ranked second on club with four receiving TDs...Lettered on track team in spring of 2013 and named All-Mountain West in javelin...Majorred in management and was a member of dean's list.

PERSONAL – Prepped at Louisburg (Ks.) HS, where he earned all-league honors all four years and all-state his final two seasons, where he was coached by his father, Gary...Serves with the Air Force reserves, recruiting and helping academy applicants in the New Orleans area, as well as assisting the admissions office in Colorado Springs in the offseason...Born March 4, 1994.

GARRETT GRIFFIN

Year	Team	GP	GS	RECEIVING		Yds	Avg	Lg	TD
				No					
2017	New Orleans	3	0	1		4	4.0	4	0
NFL Totals		3	0	1		4	4.0	4	0

ADDITIONAL STATISTICS: Kickoff Returns – Two returns for 23 yards in 2017.

CAREER HIGHS: Receptions – 1, at Tampa Bay (12/31/17); Receiving Yards – 4, at Tampa Bay (12/31/17); Long Reception – 4, at Tampa Bay (12/31/17); Receiving TDs – 0; Kickoff Returns – 1 (2x), last at Tampa Bay (12/31/17); Kickoff Return Yards – 12, at Tampa Bay (12/31/17); Long Kickoff Return – 12, at Tampa Bay (12/31/17).

GARRETT GRIFFIN

POSTSEASON

Year	Team	GP	GS	RECEIVING		Yds	Avg	Lg	TD
				No					
2018	New Orleans	2	1	2		12	6.0	7	1
NFL Totals		2	1	2		12	6.0	7	1

POSTSEASON CAREER HIGHS: **Receptions** – 2, vs. L.A. Rams (1/20/19); **Receiving Yards** – 12, vs. L.A. Rams (1/20/19); **Long Reception** – 7, vs. L.A. Rams (1/20/19); **Receiving TDs** – 1, vs. L.A. Rams (1/20/19).



SAQUAN HAMPTON

33

DB

HEIGHT: 6-1 • **WEIGHT:** 209
COLLEGE: RUTGERS
JOINED SAINTS: D6-19
NFL EXPERIENCE: 2
BORN: 12/12/95

NFL CAREER – In his rookie campaign, Hampton played in five games and posted one solo tackle. The second-year defensive back will contribute on special teams, while also working in the Saints secondary.

CAREER TRANSACTIONS – Placed on Injured Reserve, 12/17/19; Signed to a four-year contract, 5/10/19; Selected in the sixth round of the 2019 NFL Draft (177th overall).

2019 – Appeared in five contests, recording a solo tackle vs. Indianapolis, Dec. 16.

COLLEGE – After redshirting at Rutgers in 2014, a four-year letterman for the Scarlet Knights from 2015-18, departing with career totals of 177 tackles (120 solo), seven stops behind the line of scrimmage, five interceptions, 19 passes defended and a fumble recovery...Started all 12 games at FS as redshirt senior. Named honorable mention All-Big Ten (coaches and media) and earned team MVP. Tied for Big Ten lead and ranked 12th nationally with 1.3 passes defended per game. Led Scarlet Knights with 13 passes defended and three interceptions. Totaled 65 tackles with three for loss. Had team-high 36 tackles in pass coverage. Also recovered a fumble...Played in eight games with seven starts at free safety in 2017. Totaled 38 tackles (22 solo) and three passes defended...In 2016, started seven games at FS. Totaled 46 tackles, three for loss and an interception...In 2015, played in 12 games with one start at S and totaled 28 tackles, one interception and two passes defended...Labor and employment relations major.

PERSONAL – Prepped at Nottingham (Hamilton, N.J.) HS...Made 17 tackles, four picks, averaged over 38 yards per kickoff return and 13 yards per punt return as senior. Scored TDs off a punt return, kick return and interception. Team reached Central Jersey Group IV semifinals. First-team All-Group IV, All-South Jer-

sey and All-Colonial Valley Conference. Earned 12th Man Touchdown Club Frank "Mammy" Piscopo Memorial Award for area's Player of the Year...Helped 11-1 team win 2012 Central Jersey Group III championship...Attended Rutgers football camp.

SAQUAN HAMPTON

		TACKLES						INTERCEPTIONS					FUMBLES			
Year	Team	GP	GS	Tot	Solo	Asst	Sk	Yds	No	Yds	Lg	TD	PD	FF	FR	Yds
2019	New Orleans	5	0	1	1	0	0.0	0.0	0	0	0	0	0	0	0	0
NFL Totals		5	0	1	1	0	0.0	0.0	0	0	0	0	0	0	0	0

CAREER HIGHS: Tackles – 1, vs. Indianapolis (12/16/19).



**JUSTIN
HARDEE SR.**

34

**HEIGHT: 6-1 • WEIGHT: 200
COLLEGE: ILLINOIS
JOINED SAINTS: FA-17
NFL EXPERIENCE: 4
BORN: 2/7/94**

DB

NFL CAREER - This former Illinois wide receiver transitioned to defensive back after joining the Saints practice squad prior to the 2017 season. Since being promoted to the active roster, Hardee's developed into a special teams ace for club, appearing in 46 regular season games and over the last three seasons, posting 15 solo tackles, one 77-yard interception return, two passes defended, a team-leading 24 special teams stops over that period, a blocked punt that he recovered for a touchdown and a ten-yard reception, while adding two coverage stops in five postseason contests. Heading into the 2020 season, Hardee looks to make continued strides with his coverage skills, while continuing to be a significant special teams contributor.

CAREER TRANSACTIONS - Agreed to terms with Saints on a one-year contract, 3/20/20; Signed by Saints to active roster, 9/23/17; Signed by Saints to practice squad, 9/7/17; Waived by Texans, 9/2/17; Signed by Texans, 5/12/17.

HONORS - **2017:** NFC Special Teams Player of the Week (Week Eight).

2019 - Played in all 16 regular season games and one postseason contest, tallying nine solo tackles and five special teams stops...Recorded season-high two special teams stops on Thanksgiving night at Atlanta, Nov. 28...Recorded one special teams tackle at Tennessee, Dec. 29...Had a club-best and career-high six solo tackles in regular season finale at Carolina, Dec. 29. **2018** - Played in all 16 regular season games and both postseason contests, tallying nine solo tackles, a 77-yard interception return, two passes defended and a career-high and a team-leading ten special teams stops...In regular season opener vs. Tampa Bay,

Sept. 9, recorded two special teams stops...Vs. Cleveland, Sept. 16, recorded a special teams stop...At Atlanta, Sept. 23, recorded an assisted special teams stop...At N.Y. Giants, Sept. 30, caught a 10-yard pass from Taysom Hill on a fake punt attempt to convert a first down...Vs. Washington, Oct. 8, played on defense and special teams, recording four solo tackles, a career-best two passes defended and his first career interception, returned for 77 yards...At Minnesota, Oct. 28, recorded three coverage tackles (two solo) to tie a career-high...At Cincinnati, Nov. 11, played on defense and special teams, finishing with one solo tackle...Vs. Philadelphia, Nov. 18, recorded one defensive tackle and one special teams tackle...At Carolina, Dec. 17, played on special teams and recorded his tenth tackle, surpassing his rookie season total...Vs. Carolina, Dec. 30, played on defense and special teams, finishing with three solo tackles...In the NFC Divisional Playoff game vs. Philadelphia, 1/13/19, played on special teams...In the NFC Championship game vs. L.A. Rams, 1/20/19, played on special teams and recorded one tackle. **2017** – Appeared in 14 regular season games and both postseason contests. In regular season, led team with nine special teams tackles and also blocked a punt he recovered for a touchdown. Made one coverage stop in the NFC Wild Card Playoff victory at Carolina, 1/7/18...At Carolina, Sept. 24, made his NFL regular season playing debut on special teams...Vs. Detroit, Oct. 15, recorded a career-high three special teams tackles (two solo)...Vs. Chicago, Oct. 29, played on special teams and had a stop...Vs. Tampa Bay, Nov. 5, played on special teams and blocked a punt that he recovered for a touchdown, earning NFC Special Teams Player of the Week honors...At L.A. Rams, Nov. 26, played on special teams and recorded one tackle...Vs. New York Jets, Dec. 17, played on special teams and had a tackle...Vs. Atlanta, Dec. 24, played on special teams and had two solo coverage tackles...At Tampa Bay, Dec. 31, played on special teams and downed a punt at the Buccaneers five-yard line.

COLLEGE – Played wide receiver at Illinois from 2012-16...Started all 12 games as a redshirt senior in 2016 and finished second on team with 314 receiving yards and third with 25 receptions...Career-highs in receptions (9) and receiving yards (125) in season finale at Northwestern...Academic All-Big 10...Played in all 13 games in 2014, starting eight and tallied 19 catches for 240 yards...Caught six passes for 110 yards, including a go-ahead 62-yard touchdown pass with 12:27 left vs. Western Kentucky...In 2013, played in all 12 games with one start...Had 11 catches for 95 yards...In 2012, played in all 12 games, making one start, first of career vs. Louisiana Tech...Had 17 catches for 192 yards...Earned a bachelor's degree in communication and also has master's degrees in education and sport management.

PERSONAL – Attended Glenville (Cleveland, Ohio) HS, where he was a teammate of Saints CB Marshon Lattimore and a 2011 third-team Northeast Lakes All-District selection as a senior...Played in Next Level Northeast Ohio All-Star Game...Member of 2009 team that played in Division I state title game...Also ran track at Glenville, winning a 2011 OHSAA State Championship in the 4x400m relay...High school coach was Ted Ginn Sr...Attended a Touchdown Club of New Orleans dinner in 2017, speaking to members about his journey to the Saints and was the club's 2017 Co-Special Teams Player of the Year...In 2018, participated in former Saints teammate Ted Ginn Jr's youth football camp at Beachwood (Ohio) High School as a counselor...Through his Hardee Cares Foundation, teamed up

with Ginn and Lattimore to provide local children with a holiday shopping spree...In 2019, hosted a charity bowling tournament to support the foundation's initiatives...In March hosted a pizza party for students who participate in his reading program...In June, opened a Papa John's Pizza franchise in the city's burgeoning medical district...Hardee's foundation supports Sarcoidosis awareness, honoring his mother who passed away from the disease.

JUSTIN HARDEE

Year	Team	GP	GS	Tot	TACKLES			Yds	INTERCEPTIONS					FUMBLES		
					Solo	Asst	Sk		No	Yds	Lg	TD	PD	FF	FR	Yds
2017	New Orleans	14	0	0	0	0	0.0	0.0	0	0	0	0	0	0	0	0
2018	New Orleans	16	0	9	9	0	0.0	0.0	1	77	77	0	2	0	0	0
2019	New Orleans	16	0	6	6	0	0.0	0.0	0	0	0	0	0	0	0	0
NFL Totals		46	0	15	15	0	0.0	0.0	1	77	77	0	2	0	0	0

ADDITIONAL STATISTICS: Special Teams Tackles – (2017, 9); (2018, 10); (2019, 5) **Total: 24; Blocked Punts** – (2017, 1) **Total: 1; Receiving** – (2018, 1 for 10 yards) **Total: 1 for 10 yards.**

CAREER HIGHS: Tackles – 6, at Carolina (12/29/19); **Solo tackles** – 6, at Carolina (12/29/19); **Sacks** – 0; **Interceptions** – 1, vs. Washington (10/8/18); **Passes Defensed** – 2, vs. Washington (10/8/18); **Forced Fumbles** – 0; **Fumble Recoveries** – 0; **Special Teams Tackles** – 3 (2x), last vs. Minnesota (10/28/18); **Blocked Punts** – 1, vs. Tampa Bay (11/5/17).

POSTSEASON

Year	Team	GP	GS	Tot	TACKLES			Yds	INTERCEPTIONS					FUMBLES		
					Solo	Asst	Sk		No	Yds	Lg	TD	PD	FF	FR	Yds
2017	New Orleans	2	0	0	0	0	0.0	0.0	0	0	0	0	0	0	0	0
2018	New Orleans	2	0	0	0	0	0.0	0.0	0	0	0	0	0	0	0	0
2019	New Orleans	2	0	0	0	0	0.0	0.0	0	0	0	0	0	0	0	0
NFL Totals		5	0	0	0	0	0.0	0.0	0	0	0	0	0	0	0	0

ADDITIONAL POSTSEASON STATISTICS: Special Teams Tackles – (2017, 1); (2018, 1) **Total: 2.**

CAREER HIGHS: Tackles – 0; **Solo tackles** – 0; **Sacks** – 0; **Interceptions** – 0; **Passes Defensed** – 0; **Forced Fumbles** – 0; **Fumble Recoveries** – 0; **Special Teams Tackles** – 1 (2x), vs. Carolina (1/7/18) and vs. L.A. Rams (1/20/19).



DEONTE HARRIS

11

HEIGHT: 5-6 • WEIGHT: 170
COLLEGE: ASSUMPTION
JOINED SAINTS: FA-19
NFL EXPERIENCE: 2
BORN: 12/4/97

**WR/
RS**

NFL CAREER – The speedy and talented wideout/return specialist with a 5-6, 170-pound frame, who was signed by the Saints as an undrafted free agent out of NCAA Division II Assumption, emerged as the top returner in the league in 2019. Harris secured a roster spot following a strong preseason performance and backed it up by returning 36 punts for 338 yards (9.4 avg.) with a 53-yard touch-down and also brought back 24 kickoffs for 644 yards (26.8 avg.) and was named

VETERANS

a first-team *Associated Press* All-Pro, selected to the Pro Bowl and was a consensus All-Rookie selection. Heading into 2020, he looks to build off his rookie campaign on special teams and continue to develop on offense.

CAREER TRANSACTIONS - Signed to a three-year contract, 5/7/19.

HONORS - **2019:** Pro Bowl (starter); first-team *Associated Press* All-Pro; *PFWA* All-NFL, All-NFC and All-Rookie; *The Sporting News* All-Pro.

2019 - Played in 14 regular season games and developed into a threat both offensively and on special teams, carrying four times for 31 yards (7.8 avg.), catching six passes for 24 yards, returning 36 punts for 338 yards (9.4 avg.) with a 53-yard TD, running back 24 kickoffs for 644 yards (26.8 avg.) and adding one special teams stop...Ranked fourth in NFL in punt return average and third in kickoff return average...Caught one pass for -7 yards and returned three punts for 34 yards (11.3 avg.) at Los Angeles Rams, Sept. 15...At Seattle, Sept. 22, returned a kickoff 53 yards for a TD in the first quarter, returned two kickoffs for 60 yards (30.0 avg.) and recorded a special teams tackle...Carried once for ten yards, returned one kickoff 29 yards and brought back one punt 23 yards vs. Dallas, Sept. 29...Vs. Arizona, Oct. 27, returned three punts for 17 yards and set career-high in receiving with two grabs...Vs. Atlanta, Nov. 10, made an impact in the return game, recording a 46-yard kickoff return in the fourth quarter and a 19-yard punt return in the third quarter. Harris finished with 109 kickoff return yards on four returns...Inactive for the next two contests with ankle and hamstring injuries...Vs. San Francisco, Dec. 8, Recorded both a reception and rushing attempt for the first time in his career, finishing with 13 receiving yards on the one reception and eight yards on rush. Made an impact in return game, recording kickoff returns of 31, 51 and 21 yards and a punt return of 25 yards, all which set up first half touchdowns...Vs. Indianapolis, Dec. 16, returned three punts for 29 yards (9.7 avg.) and caught a one-yard pass...Made first career start and accounted for 171 all-purpose yards, returning four kickoffs for 150 yards (37.5 avg.) and four punts for 21 yards, at Tennessee, Dec. 22...In regular season finale at Carolina, Dec. 29, carried twice for 13 yards and returned two punts for 19 yards...In NFC Wild Card Playoff vs. Minnesota, 1/5/20, started and recorded a 50-yard reception from Taysom Hill in the second quarter to set up a rushing touchdown. Also averaged 33.3 yards on four kickoff returns, with a long of 54 and averaged 11 yards on four punt returns, including a long return of 17.

COLLEGE - Finished his college career at Assumption as one of the most prolific returners in NCAA history...In the final game of his college career, set the NCAA All-Division record for combined return touchdowns, bringing back a kickoff 100 yards for his 14th career TD return...He also owns the NCAA Division II record for career combined return touchdowns, as well as the single-season record of eight return touchdowns, which he set in 2017...Overall in 45 games, caught 226 receptions for 2897 yards with 28 touchdowns, carried 32 times for 244 yards with three TDs, returned 63 kickoffs for 2,051 yards (32.6 avg.) with six TDs and returned 48 punts for 981 yards (20.4 avg.) and eight TDs...As senior in 2018, appeared in ten games and caught 41 for 751 yards (18.3 avg.) and eight touchdowns, returned 11 kickoffs for 324 yard (29.5 avg.) and a touchdown and brought back ten punts for 190 yards (19.0 avg.) and a touchdown as he earned second-team All-American from the AFCA...As a junior in 2017, appeared in 13

games, catching 61 passes for 810 yards with eight touchdowns, bringing back 15 kickoffs for 642 yards (42.8 avg.) and three touchdowns and returning 18 punts for 473 yards (26.3 avg.) with five touchdowns, as he was selected as an AFCA first-team All-American...Organizational communications major.

PERSONAL – Played football, basketball and also ran indoor and outdoor track at Archbishop Curley (Baltimore, Md.) HS...Named All-Conference, All-State and All-Metro...As a senior, posted 1,450 rushing yards on 130 carries with 20 rushing touchdowns...Added seven receptions for 244 yards, along with 332 kick return yards and three touchdowns...As a junior, had 933 yards on 86 carries with 14 rushing touchdowns and four receiving TDs...As a sophomore, had 676 yards on 63 carries with six touchdowns...During the coronavirus crisis, donated funds for over 10,000 meals both in his hometown of Baltimore and in New Orleans where the donation was coordinated locally through Second Harvest Food Bank...Born Dec 4, 1997 in Dallas, Texas.

DEONTE HARRIS

		RECEIVING							RUSHING				
Year	Team	GP	GS	No	Yds	Avg	Lg	TD	Att	Yds	Avg	Lg	TD
2019	New Orleans	14	1	6	24	4.0	13	0	4	31	7.8	10	0
NFL Totals		14	1	6	24	4.0	13	0	4	31	7.8	10	0

		KICKOFF RETURNS					PUNT RETURNS					
Year	Team	No	Yds	Avg	Lg	TD	No	FC	Yds	Avg	Lg	TD
2019	New Orleans	24	644	26.8	51	0	36	11	338	9.4	53t	1
NFL Totals		24	644	26.8	51	0	36	11	338	9.4	53t	1

ADDITIONAL STATISTICS: Special Teams Tackles – (2019, 1).

CAREER HIGHS: Receptions – 2, vs. Arizona (10/27/19); Receiving Yards – 17, vs. Arizona (10/27/19); Long Reception – 13, vs. San Francisco (12/8/19); Receiving TDs – 0; Rushes – 2, at Carolina (12/29/19); Rushing Yards – 13, at Carolina (12/29/19); Long Rush – 10, vs. Dallas (9/29/10); Punt Returns – 5, at Chicago (10/20/19); Punt Return Yards – 53, at Seattle (9/22/19); Long Punt Return – 53t, at Seattle (9/22/19); Punt Return TDs – 1, at Seattle (9/22/19); Kickoff Returns – 5, vs. San Francisco (12/8/19); Kickoff Return Yards – 155, vs. San Francisco (12/8/19); Long Kickoff Return – 51, vs. San Francisco (12/8/19); All Purpose Yards – 213, vs. San Francisco (12/8/19).

POSTSEASON

		RECEIVING							RUSHING				
Year	Team	GP	GS	No	Yds	Avg	Lg	TD	Att	Yds	Avg	Lg	TD
2019	New Orleans	1	1	1	50	50.0	50	0	0	0	-	-	0
NFL Totals		1	1	1	50	50.0	50	0	0	0	-	-	0

		KICKOFF RETURNS					PUNT RETURNS					
Year	Team	No	Yds	Avg	Lg	TD	No	FC	Yds	Avg	Lg	TD
2019	New Orleans	4	133	33.0	54	0	4	0	44	11.0	17	0
NFL Totals		4	133	33.0	54	0	4	0	44	11.0	17	0

CAREER HIGHS: Receptions – 1, vs. Minnesota (1/5/20); Receiving Yards – 50, vs. Minnesota (1/5/20); Long Reception – 50, vs. Minnesota (1/5/20); Punt Returns – 4, vs. Minnesota (1/5/20); Punt Return Yards – 44, vs. Minnesota (1/5/20); Long Punt Return – 17, vs. Minnesota (1/5/20); Kickoff Returns – 4, vs. Minnesota (1/5/20); Kickoff Return Yards – 133, vs. Minnesota (1/5/20); Long Kickoff Return – 54, vs. Minnesota (1/5/20); All Purpose Yards – 227, vs. Minnesota (1/5/20).

VETERANS



**MAURICE
HARRIS**

15

WR

HEIGHT: 6-3 • WEIGHT: 205

COLLEGE: CALIFORNIA

JOINED SAINTS: FA-20

NFL EXPERIENCE: 4

BORN: 11/11/92

NFL CAREER - Originally entered the NFL as an undrafted free agent signed by Washington in 2016 out of the University of California. Has played in 28 regular season games with seven starts, recording 40 receptions for 432 yards (10.8 avg.) and a touchdown, while also returning six kickoffs for 118 yards (19.7 avg.). After playing for Washington from 2016-18, followed by a preseason stint with the New England Patriots, Williams will look to compete for a roster spot with the Saints on offense.

CAREER TRANSACTIONS - Signed by New Orleans, 1/16/20; Reached Injury Settlement with New England, 8/27/19; Placed by New England on Injured Reserve, 8/26/19; Signed by New England to one-year contract, 3/15/19; Placed on Injured Reserve by Washington, 12/28/18; Signed to active roster from practice squad by Washington, 11/11/17; Signed to Washington practice squad, 9/3/17; Waived by Washington, 9/2/17; Signed to active roster from practice squad by Washington, 10/21/16; Signed to Washington practice squad, 9/5/16; Waived by Washington, 9/3/16; Signed by Washington as an undrafted free agent, 5/4/16.

2019 - Spent the regular season out of football after spending the offseason and preseason with New England. **2018** - Played in 12 games with seven starts in final season in Washington and totaled 28 receptions for 304 yards and two rushes for 10 yards. Returned three punts for 11 yards. Was inactive for four games due to injury...Made his first career start at New Orleans, Oct. 8, and caught three passes for 47 yards...Posted career-highs with 10 receptions and 124 yards vs. Atlanta, Nov. 4. **2017** - Began the season on the Washington practice squad before being added to the 53-man roster on Nov. 11...Played in six games as a reserve and caught four passes for 62 yards and one touchdown. Returned three kickoffs for 71 yards and fair caught a punt. Inactive at L.A. Chargers, Dec. 10 and vs. Denver, Dec. 24, due to injury...Caught two passes for 50 yards and his first career touchdown - a 36-yard score in season debut vs. Minnesota, Nov. 12. **2016** - Started season on Washington practice squad before being signed to 53-man roster, Oct. 21. Played in 10 games as reserve and totaled eight receptions for 66 yards. Also returned three kickoffs for 47 yards.

COLLEGE - Played collegiately at Cal from 2012-15, appearing in 46 career games with 14 starts. Totaled 81 receptions for 1,009 yards and 10 touchdowns. Posted 40 receptions for 558 yards and six TDs in 13 games with seven starts as senior in 2015...Played in 12 games with six starts as junior and totaled 25 receptions for 252 yards and two TDs...Tallied seven receptions for 100 yards in 10 games as sophomore in 2013...Appeared in seven games as redshirt freshman in 2012...African American studies major.


PERSONAL – Attended Northern Guilford (Greensboro, N.C.) HS, where he played WR and CB and led the 3-A Mid-State League with 54 receptions for 1,104 yards with 12 TDs and 10 interceptions as a senior...Earned Prepstar and Super-Prep all-region honors...Cousin of Chargers WR Keenan Allen.

MAURICE HARRIS

Year	Team	RECEIVING						RUSHING					
		GP	GS	No	Yds	Avg	Lg	TD	Att	Yds	Avg	Lg	TD
2016	Washington	10	0	8	66	8.3	15	0	0	0	0.0	0	0
2017	Washington	6	0	4	62	15.5	36t	1	0	0	0.0	0	0
2018	Washington	12	7	28	304	10.9	42	0	2	10	5.0	6	0
NFL Totals		28	7	40	432	10.8	42	1	2	10	5.0	6	0

		KICKOFF RETURNS					PUNT RETURNS					
Year	Team	No	Yds	Avg	Lg	TD	No	FC	Yds	Avg	Lg	TD
2016	Washington	3	47	15.7	26	0	0	0	0	-	-	0
2017	Washington	3	71	23.7	34	0	0	1	0	-	-	0
2018	Washington	0	0	-	-	0	3	3	11	3.7	6	0
NFL Totals		6	118	19.7	34	0	3	4	11	3.7	6	0

CAREER HIGHS: Receptions – 10, vs. Atlanta (11/4/18); **Receiving Yards** – 124, vs. Atlanta (11/4/18); **Long Reception** – 42, at New Orleans (10/8/18); **Receiving TDs** – 1, vs. Minnesota (11/2/17).



TREY HENDRICKSON

91

HEIGHT: 6-4 • WEIGHT: 270
COLLEGE: FLORIDA ATLANTIC
JOINED SAINTS: D3c-17
NFL EXPERIENCE: 4
BORN: 12/5/94

DE

NFL CAREER – This former third round draft choice in the 2017 NFL Draft (103rd overall) out of Florida Atlantic brought his raw talent, size, strength and speed to a youthful Saints defensive line that has shown vast statistical improvements in the last three seasons. In his third season as a professional, the pass rusher appeared in 13 games with three starts and enjoyed a breakout campaign with a career-best 19 tackles (11 solo), a career-high 4.5 sacks and one forced fumble. The Central Florida native also started the playoff contest and added another sack.

CAREER TRANSACTIONS – Signed to a four-year contract, 6/2/17; Selected in the third round (103rd overall) of the 2017 NFL Draft.

2019 – Played in 13 games with three starts at right defensive end, recording 19 tackles (11 solo), 4.5 sacks and one forced fumble...In regular season opener vs. Houston, Sept. 9, posted three solo tackles and a career-high two sacks...Posted two solo tackles, one sack and a forced fumble at L.A. Rams, Sept. 15...Finished

with four tackles (one solo) and one sack on Thanksgiving night at Atlanta, Nov. 28...Made first career start vs. Indianapolis, Dec. 16 and finished with three tackles (two solo) and a split sack...In the NFC Wild Card Playoff vs. Minnesota, 1/5/20, started at right defensive end and finished with a postseason career-high five solo tackles, his first sack in the postseason and one pass defended. **2018** - Appeared in five regular season games and one postseason contest, finishing with eight tackles (seven solo)...Played on defense and special teams, recording a solo tackle vs. Philadelphia, Nov. 18...Played on defense and special teams and recorded career-high five solo tackles vs. Carolina, Dec. 30...Played on defense in the NFC Championship game vs. L.A. Rams, 1/20/19. **2017** - Appeared in 12 regular season games, missing the final three contests with an ankle injury before returning for the playoffs, posting 13 tackles (seven solo), two sacks for a loss of 15 yards, two passes defended and one forced fumble...Vs. New England, Sept. 17, made his NFL debut and recorded three tackles (one solo). Left the game in the second quarter (left leg) and did not return...Finished with two tackles (one solo), his first career sack and one forced fumble at Carolina, Sept. 24...Had a career-high two passes defended vs. Detroit, Oct. 15...Vs. Tampa Bay, Nov. 5, had an assisted tackle...Had one solo tackle at Buffalo, Nov. 12...Vs Washington, Nov. 19, posted a solo tackle...Played on defense and had an assisted tackle vs. Carolina, Dec. 3...At Atlanta, Dec. 7, played on defense and had a solo tackle...Appeared in both postseason contests...In NFC Wild Card Playoff vs. Carolina, 1/7/18, played on defense and had a solo tackle...In NFC divisional Playoff at Minnesota, 1/14/18, played on defense and had three tackles (two solo).

COLLEGE - During his four seasons at Florida Atlantic, Hendrickson finished with career totals of 130 tackles (73 solo), a school-record 29.5 sacks, 42 tackles for loss, eight forced fumbles, two fumble recoveries and three passes defended...As a senior, earned All-C-USA first-team and conference Defensive Most Valuable Player...In all 12 games, recorded 50 tackles and led team with 9.5 sacks, adding 15 tackles for loss, one forced fumble, one fumble recovery, two passes defended and four blocked kicks, which led the nation...As junior, played in all 12 games and was named first-team All-CUSA as he led team with school-record 14.5 sacks, ranked second in nation and added 39 tackles, 14.5 tackles for loss, five forced fumbles and one fumble recovery...As sophomore, played in all 12 games and led FAU with five sacks, in addition to 32 tackles, ten stops for loss, two forced fumbles and a pass defended...As a freshman, played in 12 games, recording nine tackles, 1.5 sacks and 2.5 tackles for loss...Criminal justice major.

PERSONAL - Attended Apopka (Fla.) HS, where he earned first-team All-Conference and third-team All-State after they captured the Florida State Championship...Had 547 receiving yards and rushed four times for a total of 62 yards, while tallying three interceptions, two blocked punts and eight blocked PAT attempts...Scored two defensive touchdowns and seven on offense...Father, Collie, played football at Missouri Southern State University...Born Dec. 5, 1994 in Orlando, Fla.

TREY HENDRICKSON


Year	Team	GP	GS	Tot	TACKLES			Yds	INTERCEPTIONS					FUMBLES		
					Solo	Asst	Sk		No	Yds	Lg	TD	PD	FF	FR	Yds
2017	New Orleans	12	0	13	7	6	2.0	15.0	0	0	0	0	2	1	0	0
2018	New Orleans	5	0	8	7	1	0.0	0.0	0	0	0	0	0	0	0	0
2019	New Orleans	13	3	19	11	8	4.5	30.0	0	0	0	0	0	1	0	0
NFL Totals		30	3	40	25	15	6.5	45.0	0	0	0	0	2	2	0	0

CAREER HIGHS: Tackles – 5, vs. Carolina (12/30/18); Solo tackles – 5, vs. Carolina (12/30/18); Sacks – 2, vs. Houston (9/9/19); Interceptions – 0; Passes Defended – 2, vs. Detroit (10/15/17); Forced Fumbles – 1 (2x), at Carolina (9/24/17) and at L.A. Rams (9/15/19).

POSTSEASON

Year	Team	GP	GS	Tot	TACKLES			Yds	INTERCEPTIONS					FUMBLES		
					Solo	Asst	Sk		No	Yds	Lg	TD	PD	FF	FR	Yds
2017	New Orleans	2	0	4	3	1	0.0	0.0	0	0	0	0	0	0	0	0
2018	New Orleans	1	0	0	0	0	0.0	0.0	0	0	0	0	0	0	0	0
2019	New Orleans	1	1	5	5	0	1.0	6.0	0	0	0	0	1	0	0	0
NFL Totals		3	1	9	8	1	1.0	6.0	0	0	0	0	1	0	0	0

CAREER HIGHS: Tackles – 5, vs. Minnesota (1/5/20); Solo tackles – 5, vs. Minnesota (1/5/20); Sacks – 1, vs. Minnesota (1/5/20); Interceptions – 0; Passes Defended – 1, vs. Minnesota (1/5/20).



**JOSH
HILL**

89
TE

HEIGHT: 6-5 • WEIGHT: 250
COLLEGE: IDAHO STATE
JOINED SAINTS: FA-13
NFL EXPERIENCE: 8
BORN: 5/21/90

NFL CAREER – Making the club as an undrafted free agent in 2013 out of the preseason, Josh Hill's consistency has been an asset to the position group, for whom he's played in 103 games with 54 starts, making 108 receptions for 1,025 yards and 14 touchdowns, also chipping in 27 special teams tackles. In 2019, Hill enjoyed his most productive season as a pro, appearing in all 16 games with 11 starts, recording a career-high 25 receptions for a career-best 226 yards and three touchdowns.

CAREER TRANSACTIONS – Placed on Injured Reserve, 12/9/16; Offer sheet matched by New Orleans, 3/25/16; Signed by Chicago Bears to an offer sheet (RFA), 3/22/16; Agreed to terms with New Orleans Saints as an undrafted free agent, 4/28/13.

2019 – Appeared in all 16 games with 11 starts and finished with career-high 226 yards with three touchdowns on career-best 25 receptions...Vs. Dallas, Sept. 29, played on offense and special teams, finishing the game with three receptions for 29 yards...Vs. Tampa Bay, Oct. 6, started and finished with 39 yards on three receptions, second straight game with three receptions...At Chicago, Oct. 20, recorded three catches for 43 yards and a touchdown. It was Hill's third TD grab

against the Bears, the most he has recorded against an opponent...Vs. Arizona, Oct. 27, started and finished with three catches for 39 yards...Vs. Carolina, Nov. 24, started his 50th career game, catching one pass for 12 yards...Vs. San Francisco, Dec. 9, played in his 100th career game and scored on a three-yard reception with 14:57 to play in the second quarter, marking his first season with multiple scoring grabs since 2015...Vs. Indianapolis, Dec. 16, started and caught a five yard touchdown from Drew Brees, with the signal-caller breaking the NFL all-time record for career touchdown passes with 540...At Carolina, Dec. 29, started in a two-TE set and recorded three receptions for 35 yards...In the Wild Card round vs. Minnesota, 1/5/20, started and caught two passes for three yards.

2018 - Played in all 16 regular season games with 11 starts, logging 16 receptions for 185 yards and a touchdown...In two postseason contests with one start, posted four receptions for 31 yards...At N.Y. Giants, Sept. 30, started and caught three passes for a team-high 63 yards...Caught two passes for 24 yards and a touchdown vs. Washington, Oct. 8... Started and saw action on special teams, catching two passes for 26 yards vs. Philadelphia, Nov. 18...Started and caught two passes for 24 yards at Carolina on Dec. 17...Caught a 24-yard pass in NFC Championship vs. L.A. Rams, 1/20/19 before departing (concussion).

2017 - Played in all 16 regular season games with 11 starts, logging 16 receptions for 125 yards and a touchdown. Played in both playoff games with one start. Had six receptions for 103 yards (17.2 avg.) and a TD...Vs. New England, Sept. 17, recorded three receptions for 29 yards...Vs. Chicago, Oct. 29, started in two-TE set and made three receptions for 29 yards...Vs Washington, Nov. 19, started and finished with a three-yard TD and also had a rush for eight-yard loss...At Atlanta, Dec. 7, finished with two receptions for 14 yards...Vs. N.Y. Jets, Dec. 17, started and finished with a 22-yard reception...Vs. Atlanta, Dec. 24, started, finishing with two receptions for 11 yards...At Tampa Bay, Dec. 31, started and played on special teams. Recorded an eight-yard reception...In NFC Wild Card Playoff vs. Carolina, 1/7/18, started and finished with three receptions for 49 yards and one TD, including a 25-yard grab...In NFC Divisional Playoff at Minnesota, 1/14/18, had three receptions for 54 yards.

2016 - Played in nine contests with eight starts and finished with 15 receptions for 149 yards and one touchdown and three special teams stops before being placed on Injured Reserve, Dec. 9, due to an ankle injury suffered in the prior contest vs. Detroit. Opened every game he appeared in except L.A. Rams contest...Posted single-game career-highs in receptions and receiving yardage with six-catch, 74-yard contest (12.3 avg.) vs. Rams, Nov. 27, adding q special teams tackle...Had two receptions for 23 yards, including an eight-yard TD vs. Carolina, Oct. 16...At San Francisco, Nov. 6, had four receptions for 40 yards...At Carolina, Nov. 17, recorded one special teams stop.

2015 - Appeared in all 16 games with seven starts and finished with 120 yards with two touchdowns on 16 receptions and added six special teams stops...Started vs. Dallas, Oct. 4 and made two receptions for 11 yards, with one TD...Started and caught three passes for 38 yards vs. Atlanta, Oct. 15. Added one special teams tackle...Started in a three-TE set and played on special teams and made a five-yard catch vs. N.Y. Giants, Nov. 1...Made two receptions for 21 yards, with a touchdown and a special teams stop vs. Tennessee, Nov. 8...Started at Tampa Bay, Dec. 13, and had a six-yard reception and returned a kickoff for zero yards...Played on offense and special teams and recorded a career-high-tying two special teams tackles vs. Detroit, Dec. 21...Started as second TE and also saw action on special teams vs. Jacksonville, Dec. 27 and caught two passes for 12 yards.

2014 - Played in all 16 games with three starts and posted 14 receptions for 176 yards (12.6 avg.) with a career-best five touchdowns and a team-best and career-high 15 special teams stops...Totaled two catches for 48 yards, including a 34-yard TD

and also chipped in on two special teams tackles, vs. Minnesota, Sept. 21... Caught a throw for a 12-yard TD, marking his second consecutive contest with a score on Sunday night at Dallas, Sept. 28...Had three grabs for 53 yards, including a career-long 37-yard catch vs. Tampa Bay, Oct. 5...Caught a two-yard TD vs. Green Bay, Oct. 26...Hauled in a 17-yard reception and made two special teams stops at Pittsburgh, Nov. 30...Recorded seven- and eight yard TD receptions, marking first career multiple-TD game at Chicago, Dec. 15, and chipped in with two special teams tackles. **2013** - Played in 14 regular season games with three starts as a rookie and recorded six receptions for 44 yards with a touchdown. Rushed once for -8 yards and added three special teams tackles...Made his first career reception and finished the game with two catches for 17 yards vs. Buffalo, Oct. 27...Started in a two-TE set and also posted his first career TD grab vs. San Francisco, a three-yard catch, Nov. 17...Finished with two receptions for 16 yards at Atlanta, Nov. 21...Inactive for games 14 and 15 (hamstring)...In Wild Card Play-off win at Philadelphia, 1/4/14, made his postseason debut and had one nine-yard reception...Recorded a 23-yard reception in NFC Divisional Playoff at Seattle, 1/11/14.

COLLEGE - Finished his college career with 152 receptions for 1,338 yards with nine touchdown grabs at Idaho State after transferring from Boise State, where he redshirted in 2008...Earned third-team AP All-American and second-team All-Big Sky in 2012 as he caught 70 passes for 630 yards and five TDs...In 2011, he played in 11 games with ten starts, and finished ranked second on team in receiving, collecting 48 passes for 407 yards and earning All-Big Sky honorable mention honors...Played in all 11 games in 2010 and totaled 25 grabs for 233 yards with three TDs...Graduated with bachelor's degree in sports management.

PERSONAL - Prepped at Blackfoot (Idaho) HS, where he was named first-team All-State and All-Conference...Also earned first-team All-High Country Conference in baseball and basketball...Spoke to students at Ethel Schoeffner Elementary in Destrehan in 2015 as part of a Junior Training Camp...Served as speaker at Trinity Episcopal School's 2014-15 athletic banquet...In the 2019 off-season, participated in a youth football camp at the Ochsner Sports Performance Center for St. Michael's Special School students...Born Joshua James Hill, on May 21, 1990 in Blackfoot, Idaho.

JOSH HILL

		RECEIVING						
Year	Team	GP	GS	No	Yds	Avg	Lg	TD
2013	New Orleans	14	3	6	44	7.3	9	1
2014	New Orleans	16	3	14	176	12.6	37	5
2015	New Orleans	16	7	16	120	7.5	19	2
2016	New Orleans	9	8	15	149	9.9	35	1
2017	New Orleans	16	11	16	125	7.8	22	1
2018	New Orleans	16	11	16	185	11.6	23	1
2019	New Orleans	16	11	25	226	9.0	29	3
NFL Totals		103	54	108	1,025	9.5	37	14

ADDITIONAL STATISTICS: **Rushing** - 1 att., -8 yds., -8 long in 2013; 1 att., -8 yds., -8 long in 2017; **Total:** 2 att., -16 yds., -8 long; **Kickoff Returns** - 1 for 0 yds. in 2015; **Special Teams Tackles** - (2013, 3); (2014, 15); (2015, 6); (2016, 3) **Total:** 27.

CAREER HIGHS: **Receptions** - 6, vs. Los Angeles Rams (11/27/16); **Receiving Yards** - 74, vs. Los Angeles Rams (11/27/16); **Long Reception** - 37, vs. Tampa Bay (10/5/14); **Receiving TDs** - 2, at Chicago (12/15/14); **Special Teams Tackles** - 2 (4x), last at Chicago (12/15/14).

VETERANS

JOSH HILL

POSTSEASON

Year	Team	GP	GS	RECEIVING					Lg	TD
				No	Yds	Avg				
2013	New Orleans	2	1	2	32	16.0			23	0
2017	New Orleans	2	1	6	103	17.2			25	1
2018	New Orleans	2	1	4	31	7.8			24	0
2019	New Orleans	1	1	2	3	1.5			2	0
NFL Totals		7	4	14	169	12.1			25	1

POSTSEASON CAREER HIGHS: **Receptions** – 3 (3x), last vs. Philadelphia (1/13/19); **Receiving Yards** – 54, at Minnesota (1/14/18); **Long Reception** – 25, vs. Carolina (1/7/18); **Receiving TDs** – 1, vs. Carolina (1/7/18).

TAYSOM
HILL

7

QB

HEIGHT: 6-2 • **WEIGHT:** 221
COLLEGE: BRIGHAM YOUNG
JOINED SAINTS: WAI-17 (GB)
NFL EXPERIENCE: 4
BORN: 8/23/90

NFL CAREER – Claimed off of waivers from Green Bay at the conclusion of the 2017 preseason by the Saints, Hill has provided value to New Orleans in multiple spots on both offense and special teams. His role continues to expand as he serves as an integral part of both units. In 2019, Hill carried 27 times for 176 yards with one touchdown, caught 19 passes for 236 yards and six touchdowns, completed three-of-five passes for 55 yards and added two special teams tackles.

CAREER TRANSACTIONS – Re-signed by the Saints to a two-year contract, 4/27/20; Claimed by the New Orleans Saints off waivers from the Green Bay Packers, 9/3/17; Waived by the Packers, 9/2/17; Signed by the Packers as an undrafted free agent, 5/5/17.

HONORS – **2018:** NFC Special Teams Player of the Week (Week 14).

2019 – Played in all 16 regular season games with five starts, contributing on offense and special teams...Carried 27 times for 176 yards with one touchdown, caught 19 passes for 236 yards and six touchdowns, completed three-of-five passes for 55 yards, returned a kickoff 12 yards and made two special teams tackles...Started NFC Wild Card Playoff vs. Minnesota on offense, 1/5/20, and carried four times for 50 yards, caught two passes for 25 yards with one touchdown, completed a 50-yard pass to Deonte Harris and made a special teams tackle...In season opener vs. Houston, Sept. 9, scored his first career regular season touchdown, catching a nine-yard pass and rushing twice for eight yards...Carried two times for 16 yards, including an 18-yard rush, in Sunday night win vs. Dallas, Sept. 29...Started at WR vs. Tampa Bay, Oct. 6. Finished with two rushes for 16

yards and completed first pass attempt of season, an 18-yard throw with 12:53 left in second quarter, extending a nine-play, 75-yard TD drive...At Jacksonville, Oct. 13, played on offense and special teams, rushing for the Saints' longest play on the ground with a 19-yard carry. Finished with three carries for 37 yards...At Chicago, Oct. 20, Played on offense and special teams, catching his second touchdown of season, a four-yard completion from Teddy Bridgewater. Also carried twice for 23 yards, including a 21-yard carry...Vs. Arizona, Oct. 27, finished with three receptions for 63 yards and a touchdown, including the Saints' longest gain of day-a 36-yard fourth quarter reception from Drew Brees...Vs. Atlanta, Nov. 10, finished with a 17-yard completion, a three-yard reception and a 11-yard rush...On Thanksgiving night at Atlanta, Nov. 28, deflected Atlanta's first punt, adding two carries for 33 yards and a touchdown and two receptions for 12 yards and a touchdown...Vs. Indianapolis, Dec. 16, started at TE and recorded first TD reception of game, finishing with two grabs for 42 yards and two carries for one yard...Started at FB at Tennessee, Dec. 22, catching two passes for 21 yards, carrying twice for 11 yards, completing a 20-yard pass to Michael Thomas where he tied NFL single-season receptions record and added two special teams stops...In regular season finale at Carolina, Dec. 29, started in two-TE set, carried once for four yards and caught a career-long 45-yard TD. **2018** - Played in all 16 regular season games and carried 37 times for 196 yards with two touchdowns, caught five passes, completed three-of-seven throws for 64 yards, returned 14 kickoffs for 348 yards (24.9 avg.), posted six special teams stops and blocked a punt...At Atlanta, Sept. 23, rushing three-times for career-high 39 yards, including the Saints' longest rush with a 35-yard gain, returning three kickoffs for 64 yards and a coverage stop...At N.Y. Giants, Sept. 30, carried four times for 28 yards, completed one-of-two passes for ten yards, caught a pass for -4 yards and returned a kickoff 16 yards...Vs. Washington, Oct. 8, carried five times for 23 yards, scoring his first career TD on a third quarter one-yard run and returned two kickoffs for 43 yards...At Baltimore, Oct. 21, played on offense and special teams, carrying career-high six times for 35 yards and making two coverage tackles. Converted a fake punt for a first down on a direct snap, rushing up the middle for a four-yard gain...At Minnesota, Oct. 28, started as jumbo TE and connected with Thomas on a career-long 44-yard completion on the opening drive. Had a five-yard reception, carried three times for -2 yards and ran back two kickoffs for 50 yards...Vs. L.A. Rams, Nov. 4, played on both offense and special teams, carrying twice for ten yards and running back two kickoffs for 49 yards...At Cincinnati, Nov. 11, started as jumbo TE, carrying four times for 24 yards and catching a pass for 0 yards...Vs. Philadelphia, Nov. 18, started at WR and played on special teams, carrying three times for four yards, completing one-of-two passes for one yard and fielding a punt...Vs. Atlanta, Nov. 22, played on offense and on special teams, carrying twice for 13 yards and returning a kickoff 32 yards...At Tampa Bay, Dec. 9, helped New Orleans clinch their second straight NFC South title, as he blocked a punt midway through the third quarter, setting of the Saints offense with their best field position at the Buccaneers 30-yard line. Hill was named NFC Special Teams Player of the Week...At Carolina, Dec. 17, played on offense and special teams, carrying once for 17 yards and recording an assisted coverage tackle...Threw first quarter interception vs. Pittsburgh, Dec. 23...Vs. Carolina, Dec. 30, started in two-TE set and played on special teams, carrying three times for 11 yards with a nine-yard touchdown and catching a pass for a gain of three yards...In two postseason contests, carried three times for eight yards, caught a two-yard

touchdown, threw an incomplete pass and had a special teams tackle...In NFC Divisional Playoff vs. Philadelphia, 1/13/19, carried twice for eight yards, including a second quarter four-yard rush on a successful fake punt attempt. Added an assisted special teams stop...In NFC Championship vs. L.A. Rams, 1/20/19, carried once for 0 yards, caught a two-yard touchdown and threw an incomplete pass.

2017 - After being claimed off waivers from the Packers at the conclusion of the preseason, served as the club's third quarterback, but saw his playing debut on special teams in the last five games, where he recorded four tackles. Played on special teams in both postseason games...In the preseason for Green Bay, completed 14-of-20 passes (70.0 pct.) for 149 yards with two touchdowns, zero interceptions and a 124.8 passer rating.

COLLEGE - Started 33 of 37 games played in five seasons at Brigham Young, finishing with 23 wins as starter...Finished his career with 6,929 yards and 43 TDs on 609-of-1,047 passing...Added 2,815 rushing yards and 32 TDs on 534 attempts...Finished fifth in school annals and first among signal-callers in rushing yards and posted nine 100-yard games...Started all 12 games he played in as senior, finishing with 222 completions on 372 attempts for 2,323 yards, 12 TDs...Carried 137 times for 603 yards and eight TDs...Started one game in 2015 before suffering season-ending foot injury and awarded medical redshirt...Suffered injury on first drive of second quarter at Nebraska (September 5) on a 21-yard touchdown run and missed next three plays, but returned to throw a TD and play until early in fourth quarter...Finished the game with 21 completions on 34 attempts (61.8 pct.) for 268 yards and one TD, adding 72 rushing yards and two TDs on nine carries...Started five games as a junior in 2014, suffering a season-ending leg injury in the fifth game...Finished with 975 yards and seven TDs on 88-of-132 passing (66.7 pct.)...Contributed on the ground with 460 yards rushing and eight TDs on 87 attempts (5.3 avg.)...Started all 13 games as a sophomore in 2013 in his first full season as a starter, throwing for 2,938 yards and 19 TDs on 236-of-438 passing (53.9 pct.) with 14 interceptions...Ran for a career-high 1,344 yards and ten TDs on 246 attempts (5.5 avg.), including six 100-yard rushing games...Appeared in six games with two starts as a true freshman in 2012 before suffering a season-ending knee injury...Completed 42 of 71 passes (59.2 pct.) for 425 yards, four TDs and two interceptions in limited action...Ran for 336 yards and four touchdowns on 55 attempts (6.1 avg.)...Earned a bachelor's degree in finance.

PERSONAL - Attended Highland (Pocatello, Idaho) HS, where he played quarterback, punter and kicker...Lettered three years in basketball and track and field, competing in the 200, 4x100 relay, 4x200 relay and long jump...Participated in two-year Mormon mission to Australia...Brother-in-law, David Nixon, played linebacker for the Raiders (2009), Texans (2010) and Rams (2010-11)...Older brother, Jordan, played defensive tackle at Arizona State (2003-06)...Older brother, Dexter, played quarterback at Scottsdale Community College, Northern Iowa and Dixie State...Older sister, Celeste, played basketball at Western Wyoming Community College...In 2018, surprised a lucky family at their home with a cruise and signed merchandise...Taysom Shawn Hill was born on Aug. 23, 1990 in Pocatello, Idaho.

TAYSOM HILL

PASSING

Year	Team	GP	GS	Att	Cmp	Pct	Yds	Yds/Att	TD	Int	Lg	Sk	Lst	Rating
2017	New Orleans	5	0	0	0	0.0	0	0.0	0	0	0	0	0	0.0
2018	New Orleans	16	4	7	3	42.9	64	9.1	0	1	44	1	3	36.3
2019	New Orleans	16	5	5	3	60.0	55	11.0	0	0	20	1	9	81.9
NFL Totals		37	9	12	6	50.0	119	9.9	0	1	44	2	12	46.4

RECEIVING

Year	Team	GP	GS	No	Yds	Avg	Lg	TD	Att	Yds	Avg	Lg	TD
2017	New Orleans	5	0	0	0	-	-	0	0	0	-	-	0
2018	New Orleans	16	4	3	4	1.3	5	0	37	196	5.3	35	2
2019	New Orleans	16	5	19	236	12.4	45t	6	27	176	6.5	30	1
NFL Totals		37	9	22	240	10.9	45t	6	64	372	5.8	35	3

RUSHING

KICKOFF RETURNS

Year	Team	No	Yds	Avg	Lg	TD	No	FC	Yds	Avg	Lg	TD
2018	New Orleans	14	348	24.9	47	0	1	0	0	-	-	0
2019	New Orleans	1	12	12.0	12	0	0	0	0	-	-	0
NFL Totals		15	360	24.0	47	0	1	0	0	0.0	0	0

PUNT RETURNS

ADDITIONAL STATISTICS: Special Teams Tackles – (2017, 4); (2018, 6); (2019, 2) **Total: 12; Blocked Punts** – (2018, 1) **Total: 1.**

CAREER HIGHS: Attempts – 2 (3x), at N.Y. Giants (9/30/18), vs. Philadelphia (11/18/18) and at Tennessee (12/22/19); **Completions** – 1 (6x), last at Tennessee (12/22/19); **Passing Yards** – 44, at Minnesota (10/28/18); **Long Completion** – 44, at Minnesota (10/28/18); **Interceptions** – 1, vs. Pittsburgh (12/23/18); **Receptions** – 3, vs. Arizona (10/27/19); **Receiving Yards** – 63, vs. Arizona (10/27/19); **Long Reception** – 45t, at Carolina (12/29/19); **Receiving TDs** – 1 (6x), last at Carolina (12/29/19); **Rushes** – 6, at Baltimore (10/21/18); **Rushing Yards** – 39, at Atlanta (9/23/18); **Long Rush** – 35, at Atlanta (9/23/18); **Rushing TDs** – 1 (3x), vs. Washington (10/8/18), vs. Carolina (12/30/18) and at Atlanta (11/28/19); **Kickoff Returns** – 3, at Atlanta (9/23/18); **Kickoff Return Yards** – 64, at Atlanta (9/23/18); **Long Kickoff Return** – 47, vs. Cleveland (10/6/18); **Special Teams Tackles** – 2 (2x), last at Baltimore (10/21/18); **Blocked Punts** – 1, at Tampa Bay (12/9/18).

POSTSEASON

PASSING

Year	Team	GP	GS	Att	Cmp	Pct	Yds	Yds/Att	TD	Int	Lg	Sk	Lst	Rating
2017	New Orleans	2	0	0	0	0.0	0	0.0	0	0	0	0	0	0.0
2018	New Orleans	2	0	1	0	0.0	0	0.0	0	0	0	0	0	39.6
2019	New Orleans	1	1	1	1	100.0	50	50.0	0	0	50	0	0	118.8
NFL Totals		5	1	2	1	50.0	50	25.0	0	0	50	0	0	95.8

RECEIVING

Year	Team	GP	GS	No	Yds	Avg	Lg	TD	Att	Yds	Avg	Lg	TD
2017	New Orleans	2	0	0	0	-	-	0	0	0	-	-	0
2018	New Orleans	2	0	1	2	2.0	2t	1	3	8	2.7	4	0
2019	New Orleans	1	1	2	25	12.5	20	1	4	50	12.5	28	0
NFL Totals		5	1	3	27	9.0	20	2	7	58	8.3	28	0

RUSHING

POSTSEASON ADDITIONAL STATISTICS: Special Teams Tackles – (2018, 1); (2019, 1) **Total: 2.**

CAREER HIGHS: Attempts – 1 (2x), vs. L.A. Rams (1/20/19) and vs. Minnesota (1/5/20); **Completions** – 50, vs. Minnesota (1/5/20); **Passing Yards** – 50, vs. Minnesota (1/5/20); **Long Completion** – 50 vs. Minnesota (1/5/20); **Receptions** – 2, vs. Minnesota (1/5/20); **Receiving Yards** – 25, vs. Minnesota (1/5/20); **Long Reception** – 20, vs. Minnesota (1/5/20); **Receiving TDs** – 1 (2x), vs. L.A. Rams (1/20/19) and vs. Minnesota (1/5/20); **Rushes** – 4, vs. Minnesota (1/5/20); **Rushing Yards** – 50, vs. Minnesota (1/5/20); **Long Rush** – 28, vs. Minnesota (1/5/20); **Rushing TDs** – 0; **Special Teams Tackles** – 1 (2x), vs. Philadelphia (1/13/19) and vs. Minnesota (1/5/20).



KRISHAWN
HOGAN

81

WR

HEIGHT: 6-3 • WEIGHT: 217
COLLEGE: MARIAN
JOINED SAINTS: FA-19
NFL EXPERIENCE: 3
BORN: 5/12/95

NFL CAREER - Originally signed by the Arizona Cardinals as an undrafted free agent in 2017, Hogan spent two seasons with the Colts, before initially joining the Saints practice squad at the start of the 2019 campaign. He saw action in two games in 2017, but spent most of 2018 on the practice squad. In the 2019 preseason with the Colts, Hogan tied for the club's lead in receiving with 12 grabs for 132 yards. Joining the Saints, Hogan played in eight games in 2019, recording a four-yard grab and will compete for a roster spot again in 2020.

CAREER TRANSACTIONS - Placed by Saints on Injured Reserve, 12/26/19; Signed to Saints active roster from practice squad, 10/26/19; Signed to the New Orleans Saints practice squad, 9/18/19; Waived by Indianapolis Colts, 8/31/19; Signed to a reserve/future contract by Colts, 1/14/19; Signed to Colts practice squad, 10/19/18; Reached an injury settlement with Colts, 9/8/18; Placed on Injured Reserve by Colts, 9/1/18; Placed on Injured Reserve by Colts 10/9/17; Signed by Colts to active roster, 9/26/17; Signed to Colts practice squad, 9/4/17; Waived by Arizona Cardinals, 9/2/17; Signed by Arizona Cardinals as an undrafted free agent, 5/2/17.

2019 - Played in eight games for New Orleans and recorded a four-yard reception at Tennessee, Dec. 22. **2018** - Spent most of the season on the Colts practice squad. **2017** - Played in two games for Colts with no statistics.

COLLEGE - Played in 40 games at Marian (Ind.) University and finished with 263 receptions for 4,395 yards and 42 touchdowns...Established school records in receiving yards and receiving touchdowns...Threw a touchdown and registered 63 carries for 170 yards and 25 TDs...As senior in 2016, caught 80 passes for 1,435 yards and 15 touchdowns en route to earning the All-Mid-States Football Association Offensive Player of the Year...Began college career at Walsh (Ohio) University and played in 10 games in 2013.

PERSONAL - Attended Warren Central (Ind.) HS...Did not appear in a game until his senior year of high school and caught 20 passes for one touchdown... Participated in the 2017 NFL Scouting Combine, as well as the Indianapolis Colts 2017 Local Pro Day.

KRISHAWN HOGAN

Year	Team	GP	GS	RECEIVING		Yds	Avg	Lg	TD
				No					
2017	Indianapolis	2	0	0		0	0.0	0	0
2019	New Orleans	8	0	1		4	4.0	4	0
NFL Totals		10	0	1		4	4.0	4	0

CAREER HIGHS: **Receptions** – 1, at Tennessee (12/22/19); **Receiving Yards** – 4, at Tennessee (12/22/19); **Long Reception** – 4, at Tennessee (12/22/19).



LIL'JORDAN HUMPHREY

84

WR

HEIGHT: 6-4 • WEIGHT: 225
COLLEGE: TEXAS
JOINED SAINTS: FA-19
NFL EXPERIENCE: 2
BORN: 4/19/98

NFL CAREER – This second-year NFL veteran will look to be a contributor in the passing game after playing in five games with one start for New Orleans in 2019. After moving between the practice squad and active roster, this former University of Texas standout will compete for a roster spot in training camp.

CAREER TRANSACTIONS – Re-signed to active roster from practice squad, 12/28/19; Re-signed to practice squad, 10/29/19; Waived, 10/26/19; Signed to active roster from practice squad, 9/18/19; Signed to practice squad, 9/1/19; Waived, 8/31/19; Signed to a three-year contract, 5/10/19.

2019 – Saw action in five regular season games with one start for New Orleans as a rookie and recorded no statistics...Played in NFC Wild Card Playoff vs. Minnesota, 1/5/20.

COLLEGE – A three-year wideout who played in 36 career games with 18 starts for the University of Texas...Finished his college career with 125 catches for 1,622 yards and ten TDs...Named honorable mention All-Big 12 in 2017...2018 semifinalist for the Earl Campbell Tyler Rose Award...Became just the ninth Longhorn all-time with 1,000 receiving yards in a season as a junior in 2018, when he was named honorable mention All-Big 12 and Phil Steele third-team All-America according...The first Longhorn non-QB since 1982 with a passing, rushing and receiving TD in the same season in 2018.

PERSONAL – Two-time All-State at Southlake Carroll (Southlake, Texas) HS... Named first-team 6A All-State by the Texas Sports Writers Association as an all-purpose player, and second-team by the AP as a running back in 2015...Tabbed to the "2016 Texas' Best" by Dave Campbell's Texas Football...Also played basketball and competed in the high jump at Carroll...Lil'Jordan Humphrey's name is

somewhat of a contradiction...At 6-foot-4-inches, 225 pounds, he's not what most would call "little," but as a compromise for his older brother—who wanted him to be named 'Michael' for Michael Jordan—his mother went with "Li'l Jordan... Humphrey started playing football when he was four years old...Was a running back his entire career, until playing receiver at Texas.



**MARGUS
HUNT**

69

DL

**HEIGHT: 6-8 • WEIGHT: 295
COLLEGE: SOUTHERN METHODIST
JOINED SAINTS: FA-20
NFL EXPERIENCE: 8
BORN: 7/14/87**

NFL CAREER - Originally selected by the Bengals in the second round (53rd overall) of the 2013 NFL Draft out of Southern Methodist, this versatile defensive lineman joins a unit that ranked third in the NFL with 51 takedowns. The Karksi-Nuia, Estonia native has appeared in 91 career games with 25 starts, totaling 101 tackles (68 solo), 7.5 sacks, one forced fumble, one fumble recovery and seven passes defended for the Bengals and Colts. In 2019, he appeared in all 16 games with five starts on the interior for the Colts, posting 17 tackles (14 solo).

CAREER TRANSACTIONS - Agreed to terms with the New Orleans Saints, 5/1/20; Released by the Colts, 3/16/20; Signed by the Colts to a two-year contract extension, 3/5/19; Signed by the Indianapolis Colts to a two-year contract (UFA-Cin.), 3/14/17; Signed by the Bengals to a four-year contract, 5/22/13; Originally selected by the Cincinnati Bengals in the second round (53rd overall) of the 2013 NFL Draft.

2019 - Played in 16 games with five starts for the Colts defensive line rotation at all three tackles positions, where he notched 17 tackles (14 solo)...Registered two solo tackles in the season opener at L.A. Chargers, which he started at nose tackle, the first of three consecutive to open season, Sept. 8...Recorded season-high four solo tackles vs. Tennessee, Dec. 1...Notched two solo tackles in the season finale at Jacksonville, Dec. 29, a contest which he started. **2018** - Started all 15 games he appeared in for the Colts, recording 30 tackles (22 solo), a career-high five sacks, two passes defended, one forced fumble and one fumble recovery while helping secure Indianapolis' first postseason appearance since 2014 and a victory over Houston in the AFC Wild Card Playoff...Compiled a single-game career-high two sacks while also adding three solo tackles in the opener vs. Cincinnati, Sept. 9...Notched season-high four solo tackles, a career-high three stops for loss, one sack, one forced fumble and one fumble recovery at Philadelphia, Sept. 23...Recorded three solo tackles and one sack vs. Houston, Sept. 30...Registered three tackles (one solo) and one sack at Houston, Dec. 9...Tallied three tackles (two solo) in the AFC Wild Card Playoff victory at Houston, 1/5/19...Registered one assisted tackle in the AFC Divisional Playoff at Kansas City, 1/12/19.

2017 - Played in all 16 games with five starts in his first season with the Colts and registered 29 tackles (19 solo), one sack, two passes defended and one blocked kick...Made his Colts debut by registering two solo tackles and one sack in the season opener at L.A. Rams, Sept. 10...Recorded a career-high seven tackles (six solo) at Buffalo, Dec. 10. **2016** - Saw action in 15 games and totaled 14 tackles (seven solo), one blocked field goal, two blocked PATs, two passes defended and three special teams tackles...Registered one solo tackle and a career-high two passes defended in the opener at N.Y. Jets, Sept. 11...Totaled season-high three tackles (two solo) vs. Denver, Sept. 25...Notched season-high three assisted tackles vs. Pittsburgh, Dec. 18. **2015** - Played in seven games and recorded two tackles (one solo). **2014** - In 2014, appeared in 12 games, missing four contests due to an ankle injury, registering six tackles (four solo), one sack, one pass defended and one special teams tackle helping Cincinnati reach the postseason for fifth consecutive year...Totaled a solo tackle and a sack vs. Jacksonville, Nov. 2...Tallied season-high two tackles vs. Cleveland, Nov. 16. **2013** - As a rookie with the Bengals in 2013, competed in 10 games, logging three tackles (one solo) and a half-sack helping Cincinnati reach the postseason for the fourth consecutive year...Recorded his first career quarterback takedown on a half-sack of Ravens quarterback Joe Flacco in the season finale vs. Baltimore, Dec. 29.

COLLEGE - Started 27-of-53 career games played at Southern Methodist from 2009-2012, compiling 112 tackles, 28.0 tackles for loss, 16.5 sacks, seven passes defended, two forced fumbles and a fumble recovery...17 blocked kicks rank as second-most in NCAA history, and his 10 field goal blocks set an NCAA mark, surpassing previous total of eight set by James Ferebee of New Mexico State from 1978-1981...Served as a key player in SMU's return to football success, playing on bowl teams in all four of his seasons, winning three of them...Joined the football team after SMU dropped their track program, which he was initially committed to...Started 12 games at DE as a senior in 2012, registering 31 tackles, a career-high in both tackles for loss (11.5) and sacks (8.0), three passes defended, two forced fumbles and three blocked kicks...A first-team All-Conference USA selection and capped his career with MVP honors in Hawaii Bowl. Played in Senior Bowl...As a junior, tallied 28 tackles, 7.5 tackles for loss, 3.0 sacks, one pass defended and four blocked kicks...In 2010, compiled career-high 45 tackles, 6.5 tackles for loss, three sacks, two passes defended and three blocked kicks...As a freshman, set an NCAA freshman record with seven blocked kicks, falling just one short of the NCAA season record for blocks by any player. Added eight tackles, 2.5 tackles for loss, 2.5 sacks, a pass defended and a fumble recovery...Majored in business.

PERSONAL - Attended Nuia School in Estonia...In 2006, at 18, won Estonia's first two gold medals in the World Junior Track and Field Championships, with a discus throw of 67.32 meters and a shot put of 20.53 meters...The first athlete in the event's history to win gold medals in both discus and shot...Qualified four times (2003-06) for the World Junior Championships, and in 2005, he won the gold medal in the European Junior Championships with a discus throw of 62.19 meters...Born in Karksi-Nuia, Estonia.

VETERANS

MARGUS HUNT

Year	Team	GP	GS	Tot	TACKLES			Yds	INTERCEPTIONS				FUMBLES			
					Solo	Asst	Sk		No	Yds	Lg	TD	PD	FF	FR	Yds
2013	Cincinnati	10	0	3	1	2	0.5	4.0	0	0	0	0	0	0	0	0
2014	Cincinnati	12	0	6	4	2	1.0	6.0	0	0	0	0	1	0	0	0
2015	Cincinnati	7	0	2	1	1	0.0	0.0	0	0	0	0	0	0	0	0
2016	Cincinnati	15	0	14	7	7	0.0	0.0	0	0	0	0	2	0	0	0
2017	Indianapolis	16	5	29	19	10	1.0	8.0	0	0	0	0	2	0	0	0
2018	Indianapolis	15	15	30	22	8	5.0	26.0	0	0	0	0	2	1	1	0
2019	Indianapolis	16	5	17	14	3	0.0	0.0	0	0	0	0	0	0	0	0
NFL Totals		91	25	101	68	33	7.5	44.0	0	0	0	0	7	1	1	0

ADDITIONAL STATISTICS: Special Teams Tackles – (2014, 1); (2016, 3) **Total: 4**; Blocked Kicks – (2016, 3); (2017, 1) **Total: 4**.

CAREER HIGHS: Tackles – 7, at Buffalo (12/10/17); Sacks– 2, vs. Cincinnati (9/9/18); Passes Defensed – 2, at New York Jets (9/11/16); Forced Fumbles – 1, at Philadelphia (9/23/18); Fumble Recoveries– 1, at Philadelphia (9/23/18); Special Teams Tackles – 1 (4x), last at Cleveland (12/11/16).

POSTSEASON

YEAR/TEAM		TACKLES						INTERCEPTIONS					FUMBLES			
Year	Team	GP	GS	Tot	Solo	Asst	Sk	Yds	No	Yds	Lg	TD	PD	FF	FR	Yds
2013	Cincinnati	1	0	0	0	0	0.0	0.0	0	0	0	0	0	0	0	0
2014	Cincinnati	1	0	2	0	2	0.0	0.0	0	0	0	0	0	0	0	0
2018	Indianapolis	2	2	4	2	2	0.0	0.0	0	0	0	0	0	0	0	0
NFL Totals		4	2	6	2	4	0.0	0.0	0	0	0	0	0	0	0	0

CAREER HIGHS: Tackles – 3, at Houston (1/5/19); Solo Tackles – 2, at Houston (1/5/19).



JAMES
HURST

74

G/T

HEIGHT: 6-5 • WEIGHT: 310
COLLEGE: NORTH CAROLINA
JOINED SAINTS: FA-20
NFL EXPERIENCE: 7
BORN: 12/17/91

NFL CAREER – Originally signed by the Baltimore Ravens as an undrafted free agent in 2014, Hurst will look to contribute to one of the NFL’s premier offensive line units. In six seasons with the Ravens, the Plainfield, Ind. native played in 90 regular contests with 44 starts at three different offensive line positions, left guard (19), left tackle (16) and right guard (seven) with two additional starts as a jumbo tight end. He’s appeared in four postseason contests with three starts at left tackle, right tackle and right guard. In 2019, Hurst appeared in all 16 regular season games with two starts at left tackle for a Ravens offense that broke the NFL record for most rushing yards in a season with 3,296.

CAREER TRANSACTIONS – Signed by the New Orleans Saints, 5/28/20; Released by the Ravens, 3/16/20; Re-signed by the Ravens to a four-year contract extension, 3/4/18; Re-signed by the Ravens to one-year restricted free agency tender, 4/19/17; Signed by the Baltimore Ravens to a three-year contract as an undrafted free agent, 5/12/14.

2019 - Appeared in all 16 regular season games for Baltimore and the team's postseason contest with Weeks 15 and 17 starts at left tackle...Part of an offense that broke the NFL record for most rushing yards in a season (3,296) and broke the club record with 6,521 total net yards...Helped Baltimore set a new franchise mark with 14 regular season wins...Started in a 42-21 win vs. N.Y. Jets, Dec. 12... Started in regular season finale vs. Pittsburgh, Dec. 29. **2018** - Started all ten games he appeared in at three different positions and the team's postseason contest...Helped the team produce the NFL's No. 2 rushing attack, totaling 2,441 yards (152.6 ypg)...Baltimore also tallied what was a single-season team-record 5,999 total net yards...Started at right tackle and helped protect QB Joe Flacco, allowing him to complete 25 of 34 passes for 236 yards and 3 TDs in the 47-3 season-opening win vs. Buffalo, Sept. 9...Started for an O-line that helped protect Flacco, allowing him to record 376 passing yards (sixth-highest total of his career) and two TDs at Cincinnati, Sept. 13...Started at right tackle for an O-line that paved the way for 451 total yards (the most ever by a Ravens' team at Pittsburgh) in 26-14 win at Pittsburgh, Sept. 30...Started at right tackle for an offensive line that did not permit a sack and helped pave the way for 123 rushing yards and two rushing TDs in the 21-0 win at Tennessee, Oct. 14...Part of an O-line that helped pave the way for 242 rushing yards in the 20-12 win vs. Tampa Bay, Dec. 12... Started at left guard and protected QB Lamar Jackson, allowing him to complete 12 of 22 passes for 204 yards and one TD (101.3 QB rating) in the 22-10 win at L.A. Chargers, Dec. 22...Helped the Ravens' rushing attack gain a season-high 296 yards in the 26-24 win vs. Cleveland, Dec. 30...Started at right guard in the AFC Wild Card Playoff vs. L.A. Chargers, 1/6/19. **2017** - Started all 16 games at left guard...Ravens permitted the league's seventh-fewest sacks (27, tied Vikings), helping team produce the NFL's ninth ranked scoring attack (24.7 ppg)...Over the last nine games, Baltimore averaged the league's second most points per contest...Started at left guard for a line that helped the rushing attack gain 157 yards, also permitting just one sack, in the 20-0 opening victory vs. Cincinnati, Sept. 10... Started at left guard for a line that helped the Ravens register 136 rushing yards and Flacco throw for two TDs in 24-10 win vs. Cleveland, Sept. 17...Started at left guard for an offense that did not allow a sack and generated 143 rushing yards in a 30-17 victory at Oakland, Oct. 18...Part of a line that did not permit a sack, paving the way for a season-high 174 rushing yards in 40-0 win vs. Miami, Oct. 26...Part of line that paved the way for 139 rushing yards and two TDs in 23-16 win vs. Houston, Nov. 27...In 60th-consecutive game, played for a line that protected Flacco, allowing zero sacks and helped Ravens produce season-high in points (44) vs. Detroit. Dec. 3...Protected Flacco, allowing him to complete 26 of 42 passes for season-high 288 yards and a TD in 27-10 win at Cleveland, Dec. 17. **2016** - Played in all 16 games with three starts...Part of a line that helped protect Flacco, allowing him to register a career-high 64.9 completion percentage (436-of-672) and throw for team-record 4,317 yards...Played tight end in several games for the Ravens for blocking purposes...Started at left tackle for an injured Ronnie Stanley and was part of an offensive line that helped generate 130 rushing yards vs. Oakland, Oct. 2...Started at right tackle for an injured Rick Wagner and protected Flacco, allowing him to record his 28th-career 300- yard passing game (307 yards) at N.Y. Giants, Oct. 16. **2015** - Appeared in all 16 games with eight starts...Played for an O-line that permitted the NFL's third-fewest sacks (24) and helped produce a then-single-season franchise record 4,271 net passing yards (eighth in the league)...Started at left tackle in place of Eugene Monroe and

played every snap for an offense that gained then the sixth-most net yards (493) in franchise history at Oakland, Sept. 20...Started at left tackle for an O-line that did not allow a sack and helped Flacco throw for 362 yards, including 186 to wide receiver Steve Smith Sr. (third in team history), vs. Cincinnati, Sept. 27...Started at left tackle for an offense that produced 191 rushing yards in the 23-20 OT win at Pittsburgh, Oct. 1...Helped block for RB Justin Forsett, who carried the ball a career-high 27 times for 150 yards (second-most in his career)...Started at left tackle, helping Flacco complete 25 of 37 passes for 319 yards, one TD and a season-high 103.3 rating, in the 29-26 victory vs. San Diego, Nov. 1. Helped block on Flacco's one-yard TD run, giving the Ravens a 26-23 fourth-quarter lead...Started at left tackle for an offensive line that did not permit a sack in the 33-27 victory at Cleveland, Nov. 30... Played on special teams after starting at jumbo tight end in 20-17 win vs. Pittsburgh, Dec. 12, and vs. Kansas City, Dec. 20. **2014** - Appeared in all 16 games with five starts in regular season and opened both postseason contests after making the roster as a rookie free agent...Made five starts (at left tackle) for an offense that at the time established team single-season records in yards (5,838) and points scored (409)...Helped Flacco establish career-highs in passing yards (3,986, since broken) and TD passes (27)...Started first-career game at left tackle (Monroe) for an offense that posted 454 total yards and five TDs vs. Carolina Sept. 28...Helped Flacco throw for 327 yards and three TDs for a then-franchise-record 137.4 QB rating...Started at left tackle for an offense that gained 475 yards and racked up six TDs at Tampa Bay, Oct. 12...Helped protect Flacco, allowing him to complete 75% of his passes (21-of-28) for 306 yards and a franchise-record-tying five TDs and a team-record 149.7 QB rating...Also helped Forsett rush for his third-career 100-yard game (111 yards)...Started both postseason games at left tackle (for an injured Monroe), helping produce 727 net yards and 61 points...Started at left tackle, helping Forsett rush for 129 yards (third most in Ravens postseason history) and Flacco throw for a postseason franchise-record four TDs in the Divisional Playoff at New England, 1/10/15.

COLLEGE - Played in 50 games (school-record-tying 48 starts) at North Carolina, where he was a two-time first-team All-ACC, two-time second-team All-ACC and Freshman All-America selection (Rivals.com, Phil Steele and *The Sporting News*)...Earned first-team All-ACC honors as a senior in 2013 after starting all 13 games at left tackle...Received first-team (coaches) and second-team (media) All-ACC accolades after helping the Tar Heels set school records in total offense, scoring and passing yards...Part of the ACC-leading and NCAA's No. 9-ranked O-line that allowed 11 sacks (0.92 per game)...Graduated with a degree in exercise and sport science.

PERSONAL - Prepped at Plainfield (In.) HS, where he was a two-time first-team All-Conference, All-Area and All-State honoree...Received Area Player of the Year recognition and ranked as the No. 10 overall player in the country and the No. 2 offensive tackle by Rivals.com as a senior...Participated in the Raven's KaBoom! playground build in the Douglass Homes neighborhood alongside teammates in 2018...Joined teammates to sign autographs and play games during the Ravens' A Purple Evening, the team's annual event dedicated to female fans in 2017...Served as a celebrity shopper during teammate Benjamin Watson's Big BENefit Holiday Shopping Event in 2017...Attended Gridiron Halloween party to benefit Goodwill Industries of the Chesapeake in 2015.

JAMES HURST

Games Played/Started: Baltimore – (2014, 16/5); (2015, 16/8); (2016, 16/3); (2017, 16/16); (2018, 10/10); (2019, 16/2) **NFL Totals: 90/44**

POSTSEASON

Games Played/Started: Baltimore – (2014, 2/2); (2018, 1/1); (2019, 1/0) **NFL Totals: 4/3**



JANORIS JENKINS

20

CB

HEIGHT: 5-10 • WEIGHT: 190
COLLEGE: NORTH ALABAMA
JOINED SAINTS: WAI-19 (NYG)
NFL EXPERIENCE: 9
BORN: 10/29/88

NFL CAREER – Joining New Orleans for the stretch run of the 2019 campaign, Jenkins appeared in 15 regular season games for the Giants and Saints, starting 14 contests, posting 61 tackles (51 solo), a career-high five interceptions and 16 passes defended. Overall, he has played in 115 regular-season games with 112 starts, and has started the two postseason games in which he has played. His career statistics include 485 tackles (423 solo), 23 interceptions, including seven returned for touchdowns, 111 passes defended, six forced fumbles, two fumble recoveries, and two sacks. Has also scored touchdowns on returns of a fumble recovery and a blocked field goal. Jenkins has scored nine career touchdowns – seven interception returns, one fumble return, one blocked punt return, first among active defensive players.

CAREER TRANSACTIONS – Awarded off waivers to Saints from Giants, 12/17/19; Waived by Giants, 12/13/19; Placed on Injured Reserve by Giants, 11/29/17; Signed by Giants (UFA-StL), 3/10/16; Signed by Rams to four-year contract, 7/24/12; Selected by Rams in the second round (39th overall) of the 2012 NFL Draft.

HONORS – **2016:** *Associated Press* second-team All-Pro; Pro Bowl; NFC Special Teams Player of the Week (Week Two); **2012:** *PFWA* All-Rookie; NFC Defensive Player of the Week (Week 13).

2019 – Claimed by off waivers from Giants, 12/17/19...At Tennessee, Dec. 22, made Saints debut on defense and special teams, posting two assisted tackles... At Carolina, Dec, 29, started at LCB and recorded five solo tackles, his first interception as a Saint and two passes defended...Finished regular season tied for fourth in the NFL in interceptions (career-high five)...In the Wild Card round vs. Minnesota, 1/5/20, started at LCB and forced a fumble by Adam Thielen on Minnesota's first drive of the game, his first forced fumble of the season. Finished with eight tackles, a quarterback hit, half a sack, and the forced fumble...Started all 13

games he played in for Giants. Posted 54 tackles, four interceptions and 14 passes defended. **2018** - Started all 16 games. Led Giants with 15 passes defended, and fourth with 69 tackles (58 solo). Intercepted two passes and forced a fumble. Opened 2018 with seven tackles (five solo) and a pick vs. Jacksonville, Sept. 9... Intercepted pass returned 29 yards and made four tackles at Carolina, Oct. 7.

2017 - Started all nine games which he played. Placed on Injured Reserve, Nov. 29 with ankle injury that required surgery. Tied with team-high three interceptions, and scored touchdowns on two of them, including a 43-yarder at Denver, Oct. 15 and 53-yarder at Washington, Nov. 23. Posted season-high five tackles in four different games... Intercepted an Alex Smith pass and returned it 17 yards vs. Kansas City. Also had 31 tackles (27 solo), a team-high nine passes defended, and forced a fumble. **2016** - In first Giants season, started all 15 regular-season games in which he played, as well as the NFC Wild Card Game; Declared inactive (rib) at Philadelphia, Dec. 22. Finished season with 49 tackles (44 solo), three interceptions, one sack, a career-high 18 passes defended, one forced fumble and the first Pro Bowl selection of his career. Routinely covered the opposition's best receiver and twice held Dallas' Dez Bryant to a single catch... Named NFC Special Teams Player of the Week when he returned ball 65 yards for a TD after Johnathan Hankins blocked 38-yard field goal vs. New Orleans, Sept. 18. Contributed a season-high eight tackles (seven solo), and a pass defended... At Green Bay, Oct. 9, had three tackles (one solo), three passes defended, and two interceptions of Aaron Rodgers passes - one in each of the first two quarters that he returned for 26 yards.... Also intercepted a Rodgers pass with 3:04 left in second quarter... His second career two-interception game... Jenkins was the first player to intercept two Rodgers passes in a game at Lambeau Field. Baccari Rambo, then a Bills safety, had been the last player to intercept Rodgers twice in a game, a feat he accomplished in Buffalo, Dec. 14, 2014... Had five tackles (three solo), three passes defended, and a sack at Cleveland, Nov. 27. Was second career sack and first since Oct. 13, 2013, when he had one for Rams vs. Houston... In a win vs. Dallas, Dec. 11, Jenkins had two solo tackles, his third interception of season, and late in fourth quarter, forced Bryant to fumble after the Pro Bowler made his only catch of game... Had one assisted tackle in postseason debut at Green Bay 1/8/17. **2015** - Started all 15 games which he played at RCB in final season with Rams... Finished with 64 tackles (56 solo), three interceptions, 15 passes defended and a forced fumble... Picked off an Andy Dalton pass for his third interception of season and had three solo tackles at Cincinnati, Nov. 29... Contributed five tackles (four solo), two passes defended and one forced fumble recovered by Rodney McLeod and returned 20 yards for a TD vs. Cleveland, Oct. 25... Intercepted a pass and made five solo tackles at Arizona, Oct. 4... Nabbed pick off Ben Roethlisberger and recorded seven tackles (six solo) vs. Pittsburgh, Sept. 27. **2014** - Played in 14 games with 13 starts at RCB... Registered 59 tackles (55 solo), two forced fumbles and returned both interceptions for TDs... Picked off Philip Rivers' pass at one-yard line and returned 99 yards for a TD at Chargers, Nov. 23. Forced a fumble and recorded four tackles (three solo)... Intercepted Tony Romo pass intended for Bryant and returned it 25 yards for a TD, and had five solo tackles, vs. Dallas, Sept. 21. **2013** - Started all 16 games at RCB... Registered 69 tackles (57 solo), a sack, an interception, and 18 passes defended... Tied career-high with four passes defended, and had six tackles (five solo) vs. New Orleans, Dec. 15... At Houston, Oct. 13, intercepted a pass, and had his first career sack... Contributed a career-high ten tackles (seven solo) at Dallas, Sept. 22. **2012** - Played in 15 games with 14

starts at RCB...PFWA All-Rookie selection...Led Rams with four interceptions, three returned for TDs...Tied the NFL rookie record with three interception returns for TDs and led NFL with four defensive TDs...Led the Rams with 15 passes defended, and had career-high 83 tackles (75 solo)...Started in NFL debut, at Detroit, Sept. 9, intercepted a pass at Rams three-yard line and returned it 34 yards. Also had six solo stops...Contributed four solo tackles and blocked a 26-yard FG attempt vs. Jets, Nov. 18...At Arizona, Nov. 25, had 36- and 39-yard interception returns for a TD. The first Ram with two interceptions for TDs in a game, and fourth rookie in NFL history to accomplish feat. The previous three did it in 1925, 1948 and 1960. Also added four solo tackles. Named NFC Defensive Player of the Week...Scored a TD again the next week vs. San Francisco, Dec. 2, when he recovered a fumble at the 49ers' two-yard line and returned it for a TD, his third in two games. First Rams rookie to record three defensive TDs, and first Ram to do it since Mike Jones (1999). Also had six tackles (five solo)...Picked up fourth interception, and third returned for a touchdown, when he grabbed a pass and returned it 41 yards for a TD...Tied team season record for interception TDs. His three scores via interception tied the NFL rookie record, previously set by Ronnie Lott and Lem Barney.

COLLEGE - Played final year at UNA after three seasons at Florida...Played in 40 games with 36 starts for the Gators, where he was member of 2008 national championship team...Recorded career totals of 121 tackles with eight interceptions (one returned for a touchdown), 25 passes defended, two sacks, ten stops for losses, and two forced fumbles...2008 Freshman All-America while helping Gators capture BCS National Championship...As a junior in 2010, was second-team All-SEC and third-team All-America...Division II second-team All-America as senior...Social & behavioral sciences major.

PERSONAL - *Parade* and EA Sports All-America DB at Pahokee (Fla.) HS, where won four state titles and earned first-team Class 2B all-state honors as senior...Two-way star collected six interceptions and recorded over 80 tackles as senior, gaining over 1,000 yards on offense...Nickname "Jackrabbit" originated in college at Florida, when he coach always noticed him running. He felt the nickname fit him perfectly because he grew up chasing rabbits as a training method in South Florida...Founded the Jackrabbit Foundation, which is based in his home state of Florida.

JANORIS JENKINS

Year	Team	GP	GS	Tot	TACKLES			Yds	INTERCEPTIONS					FUMBLES		
					Solo	Asst	Sk		No	Yds	Lg	TD	PD	FF	FR	Yds
2012	St. Louis	15	14	83	75	8	0.0	0.0	4	150	41t	3	15	0	1	2
2013	St. Louis	16	16	69	57	12	1.0	0.0	1	5	5	0	18	0	1	0
2014	St. Louis	14	13	59	55	4	0.0	0.0	2	124	99t	2	5	2	0	0
2015	St. Louis	15	15	64	56	8	0.0	0.0	3	0	0	0	15	1	0	0
2016	N.Y. Giants	15	15	49	44	5	1.0	9.0	3	26	23	0	18	1	0	0
2017	N.Y. Giants	9	9	31	27	4	0.0	0.0	3	113	53t	2	9	1	0	0
2018	N.Y. Giants	16	16	69	58	11	0.0	0.0	2	29	29	0	15	1	0	0
2019	N.Y. Giants	13	13	54	46	8	0.0	0.0	4	84	62	0	14	0	0	0
2019	New Orleans	2	1	7	5	2	0.0	0.0	1	0	0	0	2	0	0	0
NFL Totals		115	112	485	423	62	2.0	9.0	23	531	99t	7	111	6	2	0

ADDITIONAL STATISTICS: Special Teams Tackles - (2018, 1) Total: 1; Blocked Field Goals - (2012, 1) Total: 1.

JANORIS JENKINS

CAREER HIGHS: Tackles – 10, at Dallas (9/22/13); **Solo tackles** – 8, vs. Minnesota (12/16/12); **Sacks** – 1 (2x), vs. Cleveland (11/27/16); **Interceptions** – 2 (3x), last vs. Washington (9/29/19); **Passes Defensed** – 4 (2x), last vs. New Orleans (12/15/13); **Forced Fumbles** – 1 (6x), last at Atlanta (10/22/18); **Fumble Recoveries** – 1 (2x), last at Arizona (12/8/13).

POSTSEASON

Year	Team	GP	GS	Tot	TACKLES			Yds	INTERCEPTIONS					FUMBLES		
					Solo	Asst	Sk		No	Yds	Lg	TD	PD	FF	FR	Yds
2016	N.Y. Giants	1	1	1	0	1	0.0	0.0	0	0	0	0	0	0	0	0
2019	New Orleans	1	1	8	3	5	0.5	3.0	0	0	0	0	0	1	0	0
NFL Totals		2	2	9	3	6	0.5	3.0	0	0	0	0	0	1	0	0

CAREER HIGHS: Tackles – 8, vs. Minnesota (1/5/20); **Solo tackles** – 3, vs. Minnesota (1/5/20); **Sacks** – 0.5, vs. Minnesota (1/5/20); **Interceptions** – 0; **Forced Fumbles** – 1, vs. Minnesota (1/5/20).



MALCOLM JENKINS

27

S

HEIGHT: 6-0 • WEIGHT: 204

COLLEGE: OHIO STATE

JOINED SAINTS: UFA-20 (PHI)

NFL EXPERIENCE: 12

BORN: 12/20/87

NFL CAREER - Returning to New Orleans this offseason, where he first established himself as one of the NFL's most intelligent and instinctive defensive backs, Malcolm Jenkins is one of only two safeties in team history to have been selected as an AP All-Pro. Entering 2020, his six career interception returns for touchdowns are tied for third in the NFL since 2009. The Piscataway, N.J. native's a veteran of 11 NFL seasons, playing his first five in New Orleans and the last six with the Philadelphia Eagles. Since being selected in the first round (14th overall) out of Ohio State by New Orleans in the 2009 NFL Draft, Jenkins has played in 167 career regular season games with 159 starts and has career totals of 1,114 tackles (789 solo), 10 sacks, 17 interceptions, 115 passes defensed, 15 forced fumbles, nine fumble recoveries and 44 special teams stops. He has played in 12 career postseason contests with 10 starts and has recorded 73 tackles (52 solo), two sacks and five passes defensed. In his final season in Philadelphia in 2019, the durable Jenkins started all 16 regular season games at safety for the sixth straight season and finished with a team-high 118 tackles (82 solo), a career-high four forced fumbles, a career-high tying 2.5 sacks, 12 passes defensed and one fumble recovery. He added ten stops and a sack in Philadelphia's playoff game. Both during his tenures with the Saints and Eagles, Jenkins has been one of the most socially conscious and community-minded players in the NFL.

CAREER TRANSACTIONS - Agreed to terms with New Orleans on a four-year contract (UFA-Phi.), 3/18/20; Re-signed by Philadelphia to a contract exten-

sion, 3/22/16; Signed by Philadelphia to a three-year contract (UFA-NO); Placed on Injured Reserve, 12/15/12; Signed to a five-year contract, 8/10/09; Selected by New Orleans in the first round (14th overall) of the 2009 NFL Draft.

HONORS - **2018:** Pro Bowl; **2017:** Pro Bowl; **2016:** Byron "Whizzer" White Award; **2015:** Pro Bowl; **2011:** USA Football All-Fundamentals Team; Jim Finks Good Guy Award (cooperation with local media); Saints Man of the Year (Club nominee for Walter Payton Man of the Year); **2010:** *Associated Press* second-team All-Pro; *USA Today* All-Joe; NFC Defensive Player of the Week (Weeks 12 and 14); GMC Never Say Never Moment of the Week (Week 12).

2019 - Started all 16 games in his final season in Philadelphia and led team with 118 tackles (82 solo), a career-high-tying 2.5 sacks, 12 passes defended, a career-high four forced fumbles, a fumble recovery, two special teams tackles and a blocked field goal...In NFC Wild Card Playoff vs. Seattle, 1/5/20, posted ten tackles (seven solo) and sacked Russell Wilson for seven-yard loss in the fourth quarter...Forced career-high fourth fumble of season against Daniel Jones in the fourth quarter at N.Y. Giants, Nov. 29, to go with nine tackles (eight solo) and two passes defended...Recovered a fumble in the third quarter of the 17-9 victory vs. Dallas, Dec. 22, along with eight tackles (five solo)...Combined for six tackles, including one stop for loss, while adding two passes defended and one forced fumble in the 23-17 overtime victory vs. N.Y. Giants, Dec. 9...Led Eagles' 6.0-sack performance with a career-high 2.0 quarterback takedowns of Wilson vs. Seattle, Nov. 24...Registered his second forced fumble of 2019 to go with 11 tackles (season-high nine solo) at Minnesota, Oct. 13...Blocked a 44-yard field goal attempt by Matt Prater and also posted eight tackles (five solo) and one pass defended vs. Detroit, Sept. 22...Forced a fumble and added four tackles (two solo), at Atlanta, Sept. 15. **2018** - Started all 16 games for Eagles and earned his third career Pro Bowl nod as he led team with 136 tackles (103 solo), one sack, one interception, 11 passes defended, three forced fumbles, one fumble recovery and four special teams stops...In two postseason starts, made 18 tackles (13 solo)...Totaled 11 tackles (eight solo) in NFC Divisional Playoff loss at New Orleans, 1/13/19...Totaled career-high-tying 14 tackles (10 solo) in the 30-23 victory at L.A. Rams, Dec. 16...Recorded eight tackles (six solo), one interception, three passes defended and one forced fumble in the 25-22 win vs. N.Y. Giants, Nov. 25. Intercepted Eli Manning at the Philadelphia two-yard line and returned the ball 25 yards to the Philadelphia 27 at the end of the second quarter...Recovered a fumble forced by Avonte Maddox and returned the ball 11 yards in the win at Jacksonville, Oct. 28, adding seven solo tackles and two passes defended...Punched ball out of Mike Evans' hands to go with nine tackles (five solo) at Tampa Bay, Sept. 16. **2017** - Earned his second career Pro Bowl nod after finishing the regular season with a team-high 119 tackles, to go with one sack, two interceptions, 12 passes defended, one forced fumble, one fumble recovery, eight special teams stops and one blocked field goal...Led the Eagles with three passes defended in Super Bowl LII vs. New England, 2/4/18, which tied a single-game career-high...With Raiders threatening to break a 10-10 tie late in the fourth quarter vs. Oakland, Dec. 25, ripped the ball away from Jalen Richard and recovered fumble...Blocked second career field goal in fourth quarter at N.Y. Giants, Dec. 17, to preserve

Philadelphia's lead in an eventual 34-29 win that secured a first round bye.

2016 - For Philadelphia, posted 114 tackles (82 solo), one sack, three interceptions returned 98 yards with two TDs, adding 13 passes defended, a forced fumble and three special teams stops...Posted two picks, returned 34 yards, including one for a TD and three passes defended in 19-5 win vs. N.Y. Giants, Dec. 22...Recovered a fumble in 21-10 win vs. Minnesota, Oct. 23. **2015** - In second season with Eagles, posted 120 tackles (92 solo), two interceptions, including a 99-yard return for a TD, a career-high 15 passes defended, three forced fumbles, one fumble recovery and nine special teams stops...Returned Tom Brady pass 99 yards for a TD in 35-28 win at New England, Dec. 6...Forced two fumbles in 24-17 win at N.Y. Jets, Sept. 27...Forced a fumble in 27-7 victory at N.Y. Giants, Oct. 19.

2014 - In first season in Philadelphia, posted 113 tackles (68 solo), three interception returns for 67 yards, including a 53-yard touchdown, 14 passes defended, one fumble recovery, four special teams stops and one coverage forced fumble...Posted each of his picks in Weeks Two-Four. **2013** - Voted by teammates as one of two season-long team defensive team captains along with Curtis Lofton.

Started all 14 games he appeared in and recorded 69 tackles (46 solo), a career-high 2.5 sacks, two interceptions, six passes defended, two forced fumbles and one special teams stop. Started both postseason contests and made 12 tackles (five solo)...Forced fumble in second quarter of opener vs. Atlanta, Sept. 8, that was recovered by Roman Harper at midfield and advanced to the Falcons 31, setting up a game-tying touchdown three plays later...Had a third quarter interception at Tampa Bay, Sept. 15...Had a sack and forced fumble of Jay Cutler in the first quarter at Chicago, Oct. 6...Had 1.5 takedowns of Brady at New England, Oct. 13...Dec. 8, vs. Carolina, posted a season-high nine tackles (seven solo)...Intercepted Cam Newton at Carolina, Dec. 22. **2012** - Voted by teammates as one of three season-long team defensive captains along with Harper and Jonathan Vilma. Started all 13 games he appeared in at free safety, missing the final three contests (hamstring) and finished tied for third on team with 95 tackles (70 solo), five passes defended, a blocked field goal and an interception returned 55 yards for a TD...Totaled nine stops (seven solo) at Carolina, Sept. 16...Posted nine tackles (seven solo) and a pass defended vs. Kansas City, Sept. 23...Recorded nine tackles (eight solo) for third consecutive week at Green Bay, Sept. 30...Registered 11 stops (nine solo), including a third quarter touchdown-saving tackle in which he chased down Vincent Jackson at the one-yard line following a 95-yard gain that set up a successful goal-line stand at Tampa Bay, Oct. 21...Totaled 13 tackles (seven solo) vs. Philadelphia, Nov. 5...Totaled seven stops (six solo) and an interception of Carson Palmer that he returned 55 yards for a TD, the second interception return for a score in his career at Oakland, Nov. 18...Contributed seven tackles (four solo), a pass defended and fourth quarter blocked field goal vs. San Francisco, Nov. 25...Saw action on defense and special teams at N.Y. Giants, Dec. 9, before suffering hamstring injury and being placed on Injured Reserve. **2011** - Started first 15 games at free safety, missing regular season finale (neck) and totaled 97 tackles (66 solo), a sack, 11 passes defended, a forced fumble and a fumble recovery. Started two postseason games and contributed seven solo tackles, a pass defended and a sack...Finished with five solo tackles and a pass defended vs. Chicago, Sept. 18...Had team-best 13 tackles and broke up team-high three passes at Tampa Bay, Oct. 16...Made eight tackles (five solo) and a pass defended

and sacked A.J. Feeley and forced him to cough up ball, resulting in a recovery for a TD by Vilma at Rams, Oct. 30...Recorded 11 tackles (seven solo) and made a key overtime stop on fourth-and-one that helped set up the game-winning field goal at Atlanta, Nov. 13...Registered seven tackles (six solo) and one pass defended vs. N.Y. Giants, Nov. 28...Totaled nine solo tackles and a pass defense at Tennessee, Dec. 11...Recorded a solo tackle, two passes defended and a fumble recovery he returned 30 yards for a touchdown vs. Atlanta, Dec. 26...Registered five solo tackles, one pass defended, and his first career postseason sack in NFC Divisional Playoff at San Francisco, 1/14/12. **2010** - Started all 15 regular season games he played in, 12 at free safety and three at cornerback due to injuries in the secondary. Finished second in defensive backfield with 82 tackles (56 solo), two interceptions to tie for team lead, one returned for a TD, one sack, a club-best 11 passes defended, one forced fumble and two fumble recoveries. Named NFC Defensive Player of the Week twice in three-weeks following weeks 12 and 14, the most weekly conference honors by a Saints defender in a season since 2001...In first start at new position in NFL Season Opener vs. Minnesota, Sept. 9, made five tackles with one pass defended...At San Francisco, Sept. 20, helped avert a potential 49ers score when he recovered a fumble forced by Vilma at the Saints three-yard line and added eight tackles (five solo)...Vs. Carolina, Oct. 3, his fourth quarter sack for a four-yard loss set up a fourth-and-16 situation for Panthers, putting them out of field goal range to preserve 16-13 win...Shifted back to cornerback due to secondary injuries vs. Cleveland, Oct. 24, and finished with team-best nine tackles (seven solo)...In second start of season at old position vs. Pittsburgh, Oct. 31, posted seven tackles with team-high three passes defended...Returned from missing game (neck) vs. Seattle, Nov. 21, to make one of the season's most spectacular plays at Dallas, Nov. 25. Stripped WR Roy Williams of the ball at the Saints 11-yard line with just over three minutes left to get the offense the ball back to set up the game-winning drive...Second quarter 96-yard interception return for a touchdown vs. St. Louis, Dec. 12, gave New Orleans a 21-6 lead. Added another pick in the red zone in second half for five yards, making his 105 return yards second-most in club history, also adding five tackles (four solo) and a pass defense...Knee injury suffered vs. Tampa Bay, 1/2/11, caused him to miss NFC Wild Card Playoff at Seattle. **2009** - Played in 14 regular season games with six starts at cornerback, missing two (ankle) and recorded 51 tackles (41 solo) with an interception and five passes defended. Special teams standout made nine tackles, forcing two fumbles and recording one recovery. In postseason, appeared in two games (inactive for NFC Championship with hamstring injury) and registered five tackles (four solo), one pass defended and one special teams stop...Made NFL debut in opener vs. Detroit, Sept. 13, on defense and special teams, saving a touchdown on a long kickoff return with tackle inside the New Orleans 20-yard line...Stripped the ball from Ellis Hobbs on a kickoff return, which was recovered and helped set up a quick touchdown at the beginning of the second half in addition to one defensive tackle at Philadelphia, Sept. 20...Made another big play on special teams at Buffalo, Sept. 27, when he forced punt returner Roscoe Parrish to fumble on a punt return and he recovered it, setting up the go-ahead field goal, adding one defensive tackle...Recorded one defensive stop and one special teams tackle, also downing a punt at the two-yard line vs. Carolina, Nov. 8...Registered four tackles and two passes defended in his most ex-

tensive defensive action to date and made a key block on Courtney Roby's third quarter 97-yard kickoff return for a TD at Rams, Nov. 15...Made first career start in place of injured Tracy Porter at Tampa Bay, Nov. 22, and intercepted a second quarter pass for first NFL pick, finishing with eight tackles (four solo) and a pass defended...Started and made nine tackles vs. Tampa Bay, Dec. 27...In Super Bowl XLIV, played in nickel package, making four solo tackles, a pass defended and a special teams stop.

COLLEGE – A consensus All-American as senior in 2008, Jenkins was honored with the Jim Thorpe Award, recording a career-high 57 tackles, three forced fumbles, three interceptions, two blocked punts and a sack...An All-Big 10 selection his final three years, departed with 11 interceptions, including two he returned for TDs...Started 45-of-49 career games and totaled 196 stops, 18 passes defended, three blocked punts and four forced fumbles...As a junior in 2007, an All Big-Ten first-team choice, second-team *Associated Press* All-American and Thorpe Award semifinalist...Earned first-team All-American honors from several publications...Started all 13 games and led secondary with 44 tackles (27 solo). Tied career-high with four interceptions for 53 yards in returns, including a touchdown. Had 23-yard interception return vs. LSU in BCS Championship at the Superdome...As sophomore in 2006, a first-team All-Big Ten selection, starting all 13 games, posting 55 tackles (40 solo) and four interceptions for 99 yards in returns, including a 61-yard TD vs. Penn State. Added four passes defended, a forced fumble and a blocked punt...Graduated with a bachelor's degree in communications.

PERSONAL – Attended Piscataway (N.J.) HS, where he led the team to three consecutive state titles playing wide receiver and defensive back...A senior All-State and All-American selection...Also excelled at track, winning the state title in the 400-meter dash as a junior...Took third place in 200-meters as a junior and finished third in the hurdles as senior at state meet...A leader in the Omega Psi Phi fraternity...During first Saints tenure, made a positive impact not only on the football field, but also as an agent of change in the New Orleans community. Recognizing the many challenges confronting youth today, in 2010 Jenkins launched the Malcolm Jenkins Foundation to effectuate positive change in the lives of youth, particularly those in underserved communities; by providing resources, innovative opportunities and experiences that will help them succeed in life and become contributing community members. The foundation offers several programs in New Orleans, his home state of New Jersey, his college state of Ohio and Philadelphia to enhance life performance through both academics and athletics...Through his Project REWARDS program, offered Life Skills, Mentoring and Scholarships to 200 youth grades 9-12 in an after-school setting in partnership with the Urban League of Greater New Orleans College Track program. Most students involved are and will be the first in their families to attend college...In New Orleans alone, since 2012, the foundation's scholars program has awarded more than \$128,000 in scholarships, of which 70% of the scholars are first-generation college students...Some other causes he supported through the foundation in his first Saints stint included Super Baskets of Hope, a "Supermarket Sweep" at a local supermarket to raise money for the hungry as well as a wine tasting event at City Park...Active in community outreach in New Orleans working to discourage

and prevent violence...In 2017, co-founded the Players Coalition to organize a group of NFL players' fight for racial and social equality...After being named to 2011 USA Football All-Fundamentals Team, donated \$1,500 equipment grant to his high school...Awarded by the Ohio State Alumni Association the 2012 Jesse Owens Influential Athlete Award, given to an African-American alumnus and former student-athlete who exemplifies great character and talent, demonstrates exceptional professional success and continues to reflect the highest qualities of a consummate athlete and humanitarian...Was the 2013 winner of the John Wooten Professional Leadership Award, recognizing a lifetime commitment to service and unparalleled leadership on and off the field...In 2019, he was nominated for the NFL Walter Payton Man of the Year Award for the third time and was the recipient of the 2017 NFLPA Byron "Whizzer" White Award for extraordinary philanthropic and on-field performance...Serving as executive producer of "Black Boys", a documentary examining black male identity and opportunity at the intersection of sports, education and social justice.

MALCOLM JENKINS

Year	Team	TACKLES							INTERCEPTIONS					FUMBLES		
		GP	GS	Tot	Solo	Asst	Sk	Yds	No	Yds	Lg	TD	PD	FF	FR	Yds
2009	New Orleans	14	6	51	41	10	0.0	0.0	1	14	14	0	5	0	0	0
2010	New Orleans	15	15	82	56	26	1.0	4.0	2	105	96t	1	11	1	2	0
2011	New Orleans	15	15	97	66	31	1.0	10.0	0	0	0	0	11	1	1	30
2012	New Orleans	13	13	95	70	25	0.0	0.0	1	55	55t	1	5	0	0	0
2013	New Orleans	14	14	69	46	23	2.5	12.5	2	35	31	0	6	2	0	0
2014	Philadelphia	16	16	113	68	45	0.0	0.0	3	67	53t	1	14	0	1	0
2015	Philadelphia	16	16	120	92	28	0.0	0.0	2	99	99t	1	15	3	1	0
2016	Philadelphia	16	16	114	82	32	1.0	10.0	3	98	64t	2	13	0	1	0
2017	Philadelphia	16	16	119	83	36	1.0	8.0	2	0	0	0	12	1	1	0
2018	Philadelphia	16	16	136	103	33	1.0	6.0	1	25	25	0	11	3	1	0
2019	Philadelphia	16	16	118	82	36	2.5	19.0	0	0	0	0	12	4	1	0
NFL Totals		167	159	1,114	789	325	10.0	69.5	17	498	99t	6	115	15	9	30

ADDITIONAL STATISTICS: Special Teams Tackles – (2009, 9); (2010, 4); (2013, 1); (2014, 4); (2015, 9); (2016, 3); (2017, 8); (2018, 4); (2019, 2) **Total: 44;** Special Forced Fumbles – (2009, 2); (2014, 1) **Total: 3;** Special Fumble Recoveries – (2009, 1) **Total: 1** Blocked Field Goals – (2012, 1); (2017, 1); (2019, 1) **Total: 1.**

CAREER HIGHS: Tackles – 14 2x, last at L.A. Rams (12/16/18); Sacks – 2, vs. Seattle (11/24/19); Interceptions – 2 (2x), last vs. N.Y. Giants (12/22/16); Passes Defensed – 3 (9x), last vs. N.Y. Giants (12/22/16); Forced Fumbles – 2, at N.Y. Jets (9/27/15); Fumble recoveries – 1 (9x), vs. Dallas (12/22/19).

POSTSEASON

Year	Team	TACKLES							INTERCEPTIONS					FUMBLES		
		GP	GS	Tot	Solo	Asst	Sk	Yds	No	Yds	Lg	TD	PD	FF	FR	Yds
2009	New Orleans	2	0	5	4	1	0.0	0.0	0	0	0	0	1	0	0	0
2011	New Orleans	2	2	7	7	0	1.0	13.0	0	0	0	0	1	0	0	0
2013	New Orleans	2	2	12	5	7	0.0	0.0	0	0	0	0	0	0	0	0
2017	Philadelphia	3	3	21	16	5	0.0	0.0	0	0	0	0	3	0	0	0
2018	Philadelphia	2	2	18	13	5	0.0	0.0	0	0	0	0	0	0	0	0
2019	Philadelphia	1	1	10	7	3	1.0	7.0	0	0	0	0	0	0	0	0
NFL Totals		12	10	73	52	21	2.0	20.0	0	0	0	0	5	0	0	0

CAREER HIGHS: Tackles – 10 (2x), at New Orleans (1/13/19) and vs. Seattle (1/5/20); Solo tackles – 8 (2x), last at New Orleans (1/13/19); Sacks – 1 (2x), last vs. Seattle (1/5/20); Passes Defensed – 3, vs. New England (2/4/18).

VETERANS

CAMERON
JORDAN

94

DE

HEIGHT: 6-4 • WEIGHT: 287
 COLLEGE: CALIFORNIA
 JOINED SAINTS: D1A-11
 NFL EXPERIENCE: 10
 BORN: 7/10/89

NFL CAREER - Jordan enjoyed the most prolific campaign of his career in 2019 with 53 tackles, a career-high 15.5 sacks, ranked third in the NFL, 16 tackles for loss, 24 quarterback hurries three passes defended and one fumble recovery as he was selected to his fifth overall Pro Bowl and third consecutive. He also achieved *Associated Press* All-Pro for the third straight season. He finished 2019 with 87 career sacks, moving him into second place on the club's all-time sack list, leading the club in takedowns for the fifth consecutive season. The first defensive lineman in team record books and second Saint overall to record at least 7.5 sacks in eight different seasons, the only two do so in eight straight campaigns and became just the fourth player in franchise history to record at least five seasons with double-digit sack totals (12.5-2013, 10.0-2015, 13.0-2017, 12.0-2018 and 15.5, 2019), joining LB Rickey Jackson (six seasons) and DE Wayne Martin and LB Pat Swilling (five seasons). Jordan's eight consecutive seasons of at least 7.5 sacks is the current longest streak in the National Football League. He has also registered multiple sacks in a game (1.5 or more) 21 times in his career, with 11 of those coming against teams from the NFC South (six vs. Atlanta; four vs. Tampa Bay; one vs. Carolina). One of three defensive linemen to register at least 45 passes defended since 2011. An explosive and physical defensive end, the former University of California standout possesses the combination of size, speed and strength to play end in either a 3-4 or 4-3 alignment. Jordan has appeared in 144 games with 143 starts, posting career totals of 557 stops (347 solo), 87 quarterback takedowns, two interceptions, 49 passes defended, ten forced fumbles, ten fumble recoveries and one blocked kick. He's also appeared in nine (eight starts) career postseason games, tallying 33 tackles (24 solo), 5.5 sacks and five passes defended, the club's all-time leader in takedowns in the playoffs.

CAREER TRANSACTIONS - Signed by New Orleans to a three-year contract extension, 6/12/19; Signed by Saints to a five-year contract extension, 6/2/15; Signed by Saints to a four-year contract, 8/2/11; Selected by Saints in the first round (24th overall) of the 2011 NFL Draft.

HONORS - **2020:** 2010s All-Decade Team (Pro Football Hall of Fame Selection Committee); **2019:** NFC Defensive Player of the Week (Week 13); Pro Bowl (starter); *Associated Press* second-team All-Pro; *The Sporting News* All-Pro; PFWA All-NFL and All-NFC; **2018:** Pro Bowl; AP Second-team All-Pro; PFWA All-NFC; **2017:** NFC Defensive Player of the Week (Week Six); NFC Defensive Player of the Month (November); Pro Bowl; First-team All-Pro (*Associated Press* and *The Sporting News*); PFWA All-NFL and All-NFC; Saints Man of the Year (club nominee for

NFL Walter Payton Man of the Year); **2015:** Pro Bowl; **2013:** Pro Bowl.

2019 - After being chosen as a defensive captain for the fifth consecutive year, started all 16 regular season games for the eighth straight campaign and ranked third in the NFL with a career-high 15.5 sacks and added 53 tackles (38 solo), 24 quarterback hits, 16 tackles for loss, three passes defended and one fumble recovery...Named to his fifth Pro Bowl and earned AP All-Pro honors...His 15.5 sacks are tied for the fourth-highest total by a Saint in a single season since takedowns became an official statistic in 1982. Only La'Roi Glover (17-2000) and Pat Swilling (17-1991 and 16.5-1989) had more than him in a season...Surpassed Wayne Martin and Swilling to move into second place all-time in club record books with 87 sacks...Had a breakout game on Thanksgiving night at Atlanta, Nov. 28, posting a career-best and franchise-high tying four sacks and six total tackles along with a pass defended, tied for the most takedowns by a player in a single game this season. His 18 career sacks of Matt Ryan are the most any NFL player has ever had against a specific QB...Recorded his third multi-sack game of the season with 1.5 takedowns at Tampa Bay, Nov. 17...Posted one takedown vs. Tampa Bay, Oct. 6...Recorded five tackles and two sacks for loss of 12 yards at Jacksonville, Oct. 13...Recorded one sack and one pass defended in regular season finale at Carolina, Dec. 29...Finished with three solo tackles and one sack in NFC Wild Card Playoff vs. Minnesota, 1/5/20. **2018** - After being chosen as a defensive captain for the fourth consecutive year, started all 16 regular season games for the seventh straight campaign and notched 12.0 sacks, 49 tackles, one forced fumble, one fumble recovery and six passes defended, finishing the season with 71.5 career sacks, moving him past Will Smith onto fourth place on the club's all-time sack list, leading the team in takedowns for the fourth straight season and sixth time in eight...Selected to the Pro Bowl for the fourth time, the only Saints defensive lineman to be named four times and was selected as an AP second-team All-Pro. In two postseason starts, collected six tackles, a sack and one pass defended...Vs. Cleveland, Sept. 16, sacked Browns QB Tyrod Taylor twice for a loss of 11 yards...Tallied five tackles (four solo), two sacks and one pass defended at Atlanta, Sept. 23...Posted two solo tackles and a sack for six-yard loss vs. Washington, Oct. 8...Registered a sack for two-yard loss at Cincinnati, Nov. 11...Notched four solo tackles and two sacks on Thanksgiving night vs. Atlanta, Nov. 22...At Dallas, Nov. 29, tallied seven tackles (three solo) and two sacks, one forced fumble and one fumble recovery as he surpassed Smith to move into fourth place in club record books in takedowns...Tallied four solo tackles and two sacks at Tampa Bay, Dec. 9 as Saints clinched second consecutive NFC South title...In NFC Divisional Playoff vs. Philadelphia, 1/13/19, recorded three solo tackles and one pass defended as the Saints held the Eagles scoreless in the final three quarters...In NFC Championship vs. L.A. Rams, 1/20/19, started at LDE and recorded three tackles (one solo) and one sack. **2017** - After being chosen as a defensive captain for the third consecutive year, started all 16 regular season games for the sixth consecutive campaign and tallied a career-high 13.0 sacks, a defensive line-best 62 tackles (48 solo), an interception in the end zone for a touchdown, two forced fumbles and a career-best 11 passes defended to lead NFL defensive linemen, finishing with 59.5 career sacks, moving him past four players onto fifth place on the club's all-time sack list, leading the team in takedowns, tied for fourth in the NFL, as he was invited to the Pro Bowl for the third

VETERANS

JORDAN SACK NOTES

Cameron Jordan has posted 87 sacks overall. Below is a breakdown of them.

BY CONFERENCE AND DIVISION

	Sks	Yds/Lst		Sks	Yds Lst
NFC	69.0	478.5	AFC	18	108.0
NFC South	41.0	278.5	AFC South	7	42.0
NFC North	9.5	66.5	AFC North	4	13.0
NFC West	10.5	80.5	AFC East	4	37.0
NFC East	8.0	53.0	AFC West	3	16.0

BY TEAM

	Sks	Yds/Lst		Sks	Yds Lst
Atlanta	18.0	85.0	Cleveland	2.0	11.0
Tampa Bay	14.0	112.5	Dallas	2.0	10.0
Carolina	9.0	81.0	Washington	2.0	16.0
Arizona	4.0	30.0	Minnesota	2.0	12.0
L.A. Rams	4.0	37.0	Miami	2.0	19.0
Philadelphia	3.0	21.0	Jacksonville	2.0	12.0
Detroit	3.0	19.0	Pittsburgh	1.0	0.0
San Francisco	2.5	13.5	New England	1.0	5.0
Chicago	2.5	20.5	Buffalo	1.0	13.0
Houston	2.0	15.0	Denver	1.0	4.0
Indianapolis	2.0	12.0	N.Y. Giants	1.0	6.0
Green Bay	2.0	15.0	Cincinnati	1.0	2.0
Chargers	2.0	12.0	Tennessee	1.0	3.0

BY QUARTERBACK

	Sks	Yds/Lst		Sks	Yds Lst
Matt Ryan	18.0	85.0	Brian Hoyer	1.0	10.0
Jameis Winston	10.0	70.5	Kyler Murray	1.0	7.0
Cam Newton	8.0	74.0	Ben Roethlisberger	1.0	0.0
Jared Goff	4.0	37.0	Jay Cutler	1.0	10.0
Michael Vick	3.0	21.0	Thad Lewis	1.0	13.0
Josh Freeman	3.0	23.0	Teddy Bridgewater	1.0	7.0
Carson Palmer	3.0	23.0	Eli Manning	1.0	6.0
Matthew Stafford	3.0	19.0	Trevor Siemian	1.0	4.0
Mitchell Trubisky	2.5	20.5	Kirk Cousins	1.0	10.0
Colin Kaepernick	2.5	13.5	Sam Bradford	1.0	5.0
Dak Prescott	2.0	10.0	Andy Dalton	1.0	2.0
Tyrod Taylor	2.0	11.0	Alex Smith	1.0	6.0
Aaron Rodgers	2.0	15.0	Tom Brady	1.0	5.0
Andrew Luck	2.0	12.0	Philip Rivers	1.0	7.0
Gardner Minshew II	2.0	12.0	Deshaun Watson	1.0	5.0
Ryan Tannehill	2.0	12.0	Will Grier	1.0	7.0
Josh McCown	1.5	9.0			

time, the only Saints defensive lineman to be named three times and was selected as an *Associated Press* first-team All-Pro for the first time. The consistent Jordan also became the first Saint to have six straight seasons of at least 60 tackles and 7.5 sacks. In two postseason contests, both of which he started, collected four tackles (two solo), one sack and two passes defended...At Minnesota, Sept. 11, made two tackles (two solo), one sack and one pass defended...At Carolina, Sept. 24, recorded seven tackles (three solo) and one sack...At Miami in London's

Wembley Stadium, Oct. 1, played in 100th career game and recorded four solo tackles, a sack and a pass defended, part of an effort that resulted in New Orleans' first shutout since 2012 in a 20-0 blanking...Vs. Detroit, Oct. 15, started 100th career game and made five tackles, dropped QB Matthew Stafford twice for a 12-yard loss, picked off Stafford in the end zone for a touchdown and deflected two passes, earning NFC Defensive Player of the Week honors for the first time in his career...Vs. Chicago, Oct. 29, posted four tackles (two solo) and a split sack. With 53.5 career sacks, moved past DL Frank Warren into fifth place on team's all-time list...Vs. Tampa Bay, Nov. 5, had seven tackles and 1.5 sacks...Vs. Washington, Nov. 19, recorded four solo tackles and added one sack...At L.A. Rams, Nov. 26, recorded four solo tackles, including two sacks and two passes defended, as key part of an effort that surrendered only 88 yards rushing and the Rams were limited to 3.5 yards per carry...Vs. NYJ, Dec. 17, posted one solo tackle and tied career-high with four passes defended, as New Orleans surrendered under 300 yards (294) for seventh time of season...Vs. Atlanta, Dec. 24, recorded three solo stops, including two sacks...In regular season finale at Tampa Bay, Dec. 31, recorded four solo tackles and one sack. Passed Wilks and moved into sole possession of ninth place on club's all-time takedown list...In NFC Wild Card Playoff vs. Carolina, 1/7/18, recorded three tackles, a sack for a nine-yard loss and post-season career-high two passes defended...In NFC Divisional Playoff vs. Minnesota, 1/14/18, started and played on special teams and recorded an assisted tackle. **2016** - Defensive team captain started all 16 games and tallied 7.5 sacks, 66 tackles (39 solo), one forced fumble and four passes defended, leading the team in takedowns and the defensive line in stops...At NYG, Sept. 18, made seven tackles (three solo) and a sack...Vs. Atlanta, Sept. 26, recorded four tackles (one solo) and a split sack...At Chargers, Oct. 2, recorded eight tackles (four solo), a sack and a forced fumble, part of an effort that surrendered 2016-low 38 yards rushing...At San Francisco, Nov. 6, tallied three tackles (two solo) and split a sack with Vonn Bell...Vs. Denver, Nov. 13, recorded nine tackles to tie a team-high and added a sack...Vs. L.A. Rams, Nov. 27, recorded three tackles, including one sack, as a key part of a defensive effort that surrendered only 247 total net yards...At Tampa Bay, Dec. 11, posted five tackles and a split sack...At Arizona, Dec. 18, recorded three solo stops, including a sack...Vs. Tampa Bay, Dec. 24, recorded five solo tackles, a sack and a pass defended. **2015** - After being chosen as a defensive captain for the first time in his career, started all 16 games and posted 61 tackles (39 solo), ten sacks for a total loss of 67 yards, seven passes defended, a forced fumble and two fumble recoveries. Was named to his second career Pro Bowl. Sack total was tied for 15th in the NFL and tied for ninth in defensive fumble recoveries, while the season marked his second double-digit sack performance, making him just the ninth Saint to post multiple double-digit takedown campaigns...Posted three solo tackles, one sack and a fumble recovery vs. Tampa Bay, Sept. 20...Had his best game of season vs. Atlanta, Oct. 15, recording career-high-tying three sacks, seven tackles (six solo), one forced fumble and one fumble recovery...At Indianapolis, Oct. 25, posted three tackles (two solo), two sacks and three passes defended. Finished October with five sacks, the most he's recorded in single month...At Houston, Nov. 29, registered three solo tackles, one sack and one pass defended...Vs. Carolina, Dec. 6, finished with season-high 10 tackles (four solo) and a sack for a nine-yard loss...Posted three tackles (two solo) and one sack vs. Detroit, Dec. 21...In finale at Atlanta, 1/3/16, recorded

four tackles (two solo), a sack of Ryan and a blocked field goal. Became ninth Saint to have multiple double-digit sack seasons. **2014** - Started all 16 games. Tallied 65 tackles to lead the defensive line, 7.5 sacks for a loss of 49 yards, one interception, five passes defended and one fumble recovery...Made 50th career start and earned first sack of the season for a seven-yard loss in the fourth quarter and posted three tackles (two solo) vs. Minnesota, Sept. 21...Recorded four stops (three solo) and two sacks of QB Aaron Rodgers vs. Green Bay, Oct. 26...Totalled five tackles (four solo) and a sack of QB Cam Newton for a nine-yard loss at Carolina, Oct. 30...Led line with five stops (three solo), a fumble recovery and a sack of QB Colin Kaepernick for a loss of nine yards, his third consecutive game with at least one takedown, four total in the span, vs. San Francisco, Nov. 9...Led the line with seven tackles (two solo) while contributing his first-career interception off a pass he tipped to himself and the team's only sack, when he dropped QB Ben Roethlisberger in the fourth quarter, while adding a career-high four passes defended at Pittsburgh, Nov. 30. Posted the first pick by a Saints defensive lineman since Will Smith at Dallas on Nov. 25, 2010...Tallied six tackles to lead the defensive line and 1.5 sacks of QB Josh McCown at Tampa Bay, Dec. 28. **2013** - Opened all 16 regular season games and both playoff contests. In the regular season, recorded 66 tackles (32 solo), a club-best 12.5 sacks for loss of 101.5 yards, including three games with multiple quarterback takedowns four passes defended, two forced fumbles and two fumble recoveries. Sack total ranked fifth in NFL and defensive fumble recovery total tied for sixth. Selected to first career Pro Bowl as first Saints defensive lineman to be named to the NFL's all-star game since Smith in 2006. In two playoff contests, recorded 11 tackles (seven solo) and 2.5 sacks...Finished game with six tackles (three solo) and a sack that caused a fumble at Tampa Bay, Sept. 15...Recorded seven tackles (three solo) and two sacks vs. Arizona, Sept. 22...Posted at least one sack in his third consecutive contest in Monday night win vs. Miami, Sept. 30...Recorded four tackles and one fumble recovery at Chicago, Oct. 6...Notched a sack for second consecutive contest, when he dropped QB Thad Lewis, along with four stops (one solo), one forced fumble and one fumble recovery, vs. Buffalo, Oct. 27...Sacked Kaepernick vs. San Francisco, Nov. 17...Had a season-high 2.5 sacks at Atlanta, Nov. 21...Recorded five tackles (three solo) and two sacks vs. Carolina, Dec. 8...Tied for team lead with six tackles (two solo) while adding one more takedown of Newton to increase total to 12.5 at Carolina, Dec. 22...Recorded four tackles and a postseason career-high 1.5 sacks of QB Nick Foles in NFC Wild Card Playoff win at Philadelphia, 1/4/14...Sacked QB Russell Wilson as part of a seven tackle (four solo) day in NFC Divisional Playoff at Seattle, 1/11/14. **2012** - Started all 16 games for the first time in his career and finished with a career-high 76 tackles (52 solo) to lead defensive line in stops, a team-leading eight sacks, three passes defended, three forced fumbles and two fumble recoveries. Also led club in forced fumbles and tied for team lead in fumble recoveries, tied for the 15th-highest total in the NFL. Opened 15 contests at left end and started at DT at Denver, Oct. 28...Notched five sacks in four-game stretch between Oct. 7-Nov. 5, where the Saints posted a 3-1 mark...Posted a career-high 13 tackles (nine solo) in opener vs. Washington, Sept. 9...Notched one sack of Newton, adding four tackles at Carolina, Sept. 16...Had a quarterback takedown for a seven-yard loss vs. San Diego, Oct. 7...Had a sack for a four-yard loss and also recorded his first-career forced fumble on a fourth-and-one play at the goal line at Tampa Bay, Oct. 21...Recorded the first

multi-sack game of his career, tallying three quarterback takedowns of QB Michael Vick, six tackles and one forced fumble vs. Philadelphia, Nov. 5...Sacked Ryan for six-yard loss and also added seven tackles at Atlanta, Nov. 29...Dropped QB Josh Freeman for seven-yard loss, forcing the fumble and recovering it to directly lead to a New Orleans TD in a 41-0 shutout of Tampa Bay, Dec. 16. Also added four tackles. **2011** - Played in all 16 games with 15 starts as a rookie, 13 at LDE and two at RDE...Recorded 59 tackles (27 solo) with a sack, six passes defended and a fumble recovery...Appeared in both postseason contests, starting one and recorded nine tackles (eight solo) and one pass defended...Made NFL-debut in the league season opener at Green Bay, Sept. 8, starting at right end and finished with four tackles (three solo)...After opening the first two games at right end, moved to left end where he played for the remainder of the season, vs. Houston, Sept. 25, and posted five tackles (two solo)...Finished with eight tackles (two solo) at Tampa Bay, Oct. 16...Recorded five tackles and the first fumble recovery and pass defended of career, vs. Indianapolis, Oct. 23. Picked up first quarter fumble by RB Delone Carter that was recovered at the New Orleans 48-yard line and eventually led to a Saints TD and 21-0 lead...Tied season-best and then-career-high with eight stops (one solo) at Atlanta, Nov. 13...Recorded first sack of his NFL career to go with three solo tackles in regular season finale vs. Carolina, 1/1/12...In return to the Bay area where he played in college, started at left end and led Saints with eight tackles (seven solo) and a pass defended in NFC Divisional Playoff at San Francisco, 1/14/12.

COLLEGE - Played both LDE and RDE in a 3-4 and appeared in 50 games with 33 starts, finishing college carer with 175 tackles (88 solo), 16.5 sacks, 34 tackles for loss, four forced fumbles, four fumble recoveries, one interception and five pass deflections over four seasons at California...All-American second-team choice by the NFL Draft Report and an All-Pac-10 Conference first-team selection by league coaches as a senior, where as defensive team captain, he started all 12 games at LDE in 3-4 and recorded 62 tackles (33 solo), 5.5 sacks, 12.5 stops behind the line of scrimmage, three forced fumbles, one recovered for a touchdown and four passes defended...Earned All-Pac 10 honorable mention and was recipi-

2019 GAME BY GAME

DEFENSE

Date	Opp.	GP	ST	SOLO	AST	TOT	SACK / YDS	INT / YDS	PD	FF	FR
9/9	HOU	X	X	3	3	6	1.0 6	0 0	0	0	0
9/15	@LAR	X	X	5	0	5	1.0 8	0 0	0	0	1
9/22	@SEA	X	X	0	3	3	0.0 0	0 0	0	0	0
9/29	DAL	X	X	2	1	3	0.0 0	0 0	0	0	0
10/6	TB	X	X	2	0	2	1.0 9	0 0	0	0	0
10/13	@JAX	X	X	3	2	5	2.0 12	0 0	0	0	0
10/20	@CHI	X	X	2	0	2	2.0 16	0 0	0	0	0
10/27	ARI	X	X	2	0	2	1.0 7	0 0	0	0	0
11/10	ATL	X	X	2	0	2	0.0 0	0 0	0	0	0
11/17	@TB	X	X	1	2	3	1.5 12	0 0	0	0	0
11/24	CAR	X	X	5	0	5	0.0 0	0 0	1	0	0
11/28	@ATL	X	X	5	1	6	4.0 19	0 0	1	0	0
12/8	SF	X	X	1	1	2	0.0 0	0 0	0	0	0
12/16	IND	X	X	1	1	2	0.0 0	0 0	0	0	0
12/22	@TEN	X	X	2	2	4	1.0 3	0 0	0	0	0
12/29	@CAR	X	X	1	0	1	1.0 7	0 0	1	0	0
2019 Season		16	16	37	16	53	15.5 99	0 0	3	0	1

ent of team's Bob Tessier Award as the most improved defensive lineman as a junior when he served as starting RDE and recorded 48 tackles (26 solo), ranking second on team with six sacks and 9.5 tackles for losses, also recovering a fumble and defending a pass...As sophomore, started eight games and played in every contest at RDE, posting 47 tackles (26 solo), four sacks, placing second among defenders with 11 stops for loss...Posted one interception returned three yards, as he forced a fumble and recovered another...Played in all 13 games as freshman and had 18 tackles (seven solo) with a sack and a fumble recovery returned 13 yards for a touchdown...Legal studies major.

PERSONAL – Father Steve, played college football at Brown, then for 13 seasons with the Minnesota Vikings, where he was a six-time Pro Bowl selection, recording career totals of 498 receptions for 6,307 yards and 28 touchdowns...Prepped at Chandler (Ariz.) HS...Earned All-State his senior year in 2006 after registering 85 tackles and 17.5 sacks...Named the Fiesta Region Defensive Player of the Year after breaking Chandler's career quarterback takedown record in only one season...Also was the state discus champion as a senior...Jordan has established himself as one of the team's leading philanthropists through his work with the team, with him being recognized as the club's 2017 nominee for the NFL Walter Payton Man of the Year award...A regular visitor to the pediatric ward of Ochsner Medical Center and to area schools as part of the to discuss topics such as literacy, academics and physical fitness and an annual participant in the players' Thanksgiving turkey giveaway...Participated in Rebuilding Together's "Kickoff to Rebuild" event prior to Super Bowl XLVII in New Orleans, where he assisted in painting the front of several rehabilitated houses and also served as a celebrity judge for a barbeque competition...In 2013, he and teammates hosted a toy and bike giveaway with the club and the Marines...Spokesman for the Saints Kids Club, hosting an end-of-season camp and clinic for members...In 2016, collaborated with TNT of the Harlem Globetrotters to appear at the International School in Metairie to visit with students and emphasize an anti-bullying theme...In 2017, participated in a karaoke contest aboard a Carnival cruise ship against former teammate Mark Ingram II, which he won and in his honor, \$10,000 was donated in his name to the United Way of Southeastern Louisiana...Hosted a football camp for youth in 2018 at the Ochsner Sports Performance Center...Participates in ACME Truck Line school visits at high schools to promote the importance of safe driving...Visited NOCCA with Ingram and Alvin Kamara to encourage students who created the featured song 'Shut 'Em Down' for the 2018 Saints-Falcons Thanksgiving game...In 2017 and 2019, participated in USO Tours to visit with and support troops stationed abroad...In 2019, participated in "#DoRight4LA Day with the Saints and Dudley DeBosier" volunteering with teammates to completion renovations to the exterior of a New Orleans house...In November participated in a Thanksgiving meal with members of the New Orleans Youth Empowerment Project and in December surprised 25 kids from the YEP with a special visit and shopping spree at a local department store...Participated in 2019 Saints Hall of Fame Golf Tournament...Regularly purchased pizzas and salads for local medical personnel during the 2020 coronavirus pandemic...Active in the club's initiatives promoting social justice...Cameron Tyler Jordan was born July 10, 1989.

CAMERON JORDAN

Year	Team	GP	GS	Tot	TACKLES			Yds	INTERCEPTIONS					FUMBLES		
					Solo	Asst	Sk		No	Yds	Lg	TD	PD	FF	FR	Yds
2011	New Orleans	16	15	59	27	32	1.0	5.0	0	0	0	0	6	0	1	0
2012	New Orleans	16	16	76	52	24	8.0	54.0	0	0	0	0	3	3	2	0
2013	New Orleans	16	16	66	32	34	12.5	101.5	0	0	0	0	4	2	2	11
2014	New Orleans	16	16	65	38	27	7.5	49.0	1	6	6	0	5	0	1	0
2015	New Orleans	16	16	61	39	22	10.0	67.0	0	0	0	0	7	1	2	0
2016	New Orleans	16	16	66	39	27	7.5	51.5	0	0	0	0	4	1	0	0
2017	New Orleans	16	16	62	48	14	13.0	93.5	1	0	0	1	11	2	0	0
2018	New Orleans	16	16	49	35	14	12.0	67.0	0	0	0	0	6	1	1	0
2019	New Orleans	16	16	53	37	16	15.5	98.0	0	0	0	0	3	0	1	0
NFL Totals		144	143	557	347	210	87.0	586.5	2	6	6	1	49	10	10	11

ADDITIONAL STATISTICS: Blocked Kicks – (2015, 1) Total: 1.

CAREER HIGHS: Tackles – 13, vs. Washington (9/9/12); Sacks – 4, at Atlanta (11/28/19); Interceptions – 1 (2x), at Pittsburgh (11/30/14) and vs. Detroit (10/15/17); Passes Defensed – 4 (2x), at Pittsburgh (11/30/14) and vs. N.Y. Jets (12/17/17); Forced Fumbles – 1 (10x), last at Dallas (11/29/18); Fumble Recoveries – 1 (10x), last at L.A. Rams (9/15/19); Blocked Field Goals – 1, at Atlanta (1/3/16).

POSTSEASON

		TACKLES						INTERCEPTIONS					FUMBLES			
Year	Team	GP	GS	Tot	Solo	Asst	Sk	Yds	No	Yds	Lg	TD	PD	FF	FR	Yds
2011	New Orleans	2	1	9	8	1	0.0	0.0	0	0	0	0	2	0	0	0
2013	New Orleans	2	2	11	7	4	2.5	15.0	0	0	0	0	0	0	0	0
2017	New Orleans	2	2	4	2	2	1.0	9.0	0	0	0	0	2	0	0	0
2018	New Orleans	2	2	6	4	2	1.0	8.0	0	0	0	0	1	0	0	0
2019	New Orleans	1	1	3	3	0	1.0	4.0	0	0	0	0	0	0	0	0
NFL Totals		9	8	33	24	9	5.5	36.0	0	0	0	0	5	0	0	0

POSTSEASON CAREER HIGHS: Tackles – 8, at San Francisco (1/14/12); Sacks – 1.5, at Philadelphia (1/4/14); Interceptions – 0; Passes Defensed – 2, vs. Carolina (1/7/18); Forced Fumbles – 0; Fumble Recoveries – 0.



ALVIN
KAMARA

41

HEIGHT: 5-10 • WEIGHT: 215
COLLEGE: TENNESSEE
JOINED SAINTS: D3A-17
NFL EXPERIENCE: 4
BORN: 7/25/95

RB

NFL CAREER – Selected by the Saints in the third round (67th overall) of the 2017 NFL Draft, Kamara played in 14 games with nine starts and totaled 171 carries for a team-high 797 yards (4.7 avg.) and five touchdowns, and 81 receptions for 533 yards and one touchdown for 1,339 total yards from scrimmage, as he became only the second Saint with three straight campaigns of at least 1,300 total yards from scrimmage. The only Saints running back named to the Pro Bowl three times, Kamara will look to carry the momentum from the end of the season he attained after being hampered by knee and ankle injuries in the middle of the campaign.

CAREER TRANSACTIONS -Signed to a four-year contract, 6/2/17; Selected by the Saints in the third round (67th overall) of the 2017 NFL Draft.

HONORS - **2019:** Pro Bowl; **2018:** Pro Bowl; Second-team Pro Football Focus All-Pro (flex position); **2017:** Pro Bowl; FedEx Ground Player of the Week (Week Nine); Pepsi NFL Rookie of the Week (Weeks 4, 9, 10, 11, 12, 13 and 17); NFL Offensive Rookie of the Month (November); Second-team *Associated Press* All-Pro (flex position); *PFWA* All-NFC and All-Rookie; NFL Offensive Rookie of the Year (*Associated Press* and *Sports Illustrated*); *PFWA* Offensive Rookie of the Year (co-winner); NFL Rookie of the Year (*The Sporting News* and Pepsi).

2019 - Kamara played in 14 games with nine starts and led the Saints in rushing with 171 carries for 797 yards (4.7 avg.) with five touchdowns and finished second on the team in receiving with 81 grabs for 533 yards and one touchdown. With 1,330 total yards from scrimmage, Kamara became the first Saint to have at least 1,300 total yards from scrimmage in his first three seasons and joined Deuce McAllister (2002-04) as only the second Saint to reach the milestone in three straight campaigns. In the NFC Wild Card Playoff vs. Minnesota, 1/5/20 Kamara added seven carries for 21 yards and one touchdown and eight receptions for 34 yards...In regular season opener vs. Houston, Sept. 9, started and finished the night with 169 total yards from scrimmage, leading the team with 97 yards on 13 carries and 72 yards on seven receptions...At L.A. Rams, Sept. 15, started and rushed for a team-high 45 yards on 13 carries and caught a pass for a 15-yard gain...At Seattle, Sept. 22, started and rushed for 69 yards on 16 carries. Also finished the game with nine catches for 92 yards and a touchdown. Finished with 161 total yards from scrimmage...Vs. Dallas, Sept. 29, started and carried 17 times for a 69 yards (4.1 avg.) and added three receptions for 20 yards...Vs. Tampa Bay, Oct. 6, started and led team in rushing with 62 yards on 16 carries. Also caught six passes for 42 yards and completed a pass for a 13-yard gain...At Jacksonville, Oct. 13, started and rushed for 31 yards and recorded seven catches for 35 yards...Missed next two games with knee/ankle injury...Vs. Atlanta, Nov. 10, finished with four carries for 24 yards and added eight receptions for 50 yards. Became the 14th Saint to surpass 2,000 rushing yards for his career...At Tampa Bay, Nov. 12, led the team in rushing with 13 carries for 75 yards (5.8 avg.) to go along with ten catches for 47 yards. Also returned three punts for 32 yards...Vs. Carolina, Nov. 24, finished the game with 54 yards rushing on 11 carries and nine receptions for 48 yards...On Thanksgiving night at Atlanta, Nov. 28, started and finished with a team-high 61 rushing yards on 11 carries, caught four passes for 23 yards...Vs. San Francisco, Dec. 8, started and finished with four receptions for 18 yards. Rushed for 25 yards...vs. Indianapolis, Dec. 16, started and rushed for 66 yards on 14 carries (4.7 avg.) to go along with five receptions for 23 receiving yards. Kamara became just the fourth NFL running back to amass 2,000 yards rushing and 2,000 yards receiving in their first three seasons, joining Christian McCaffrey, Roger Craig and Herschel Walker...At Tennessee, Dec. 22, started and carried 11 times for a team-high 80 yards (7.3 avg.) and two touchdowns. He also added 30 receiving yards on six catches. He became the third player with at least 500 receiving yards and 500 rushing yards in each of his first three seasons, joining Abner Haynes (1960-62) and Walker (1986-88)...At Carolina, Dec. 29, carried eight times for 39 yards (4.9 avg.) with two touchdowns and caught two passes for 18 yards (9.0 avg.). **2018** - Played in the first 15 games of the season with 13 starts and led the Saints in rushing with 194 carries for 883 yards (4.6 avg.) with

14 touchdowns and finished second on the team in receiving with 81 grabs for 709 yards and four touchdowns. Career-high 18 total touchdowns tied a team record and ranked second in the National Football League. His 14 rushing touchdowns were a club-best all-time and ranked second in the league. His 1,592 total yards from scrimmage ranked seventh in the NFL. Adding 126 kickoff return yards and 82 punt return yards, he finished sixth in the league with 1,800 all-purpose yards. In the postseason Kamara added 24 carries for 86 yards and 15 receptions for 131 yards. Also returning six kickoffs for 164 yards (27.3 avg.), Kamara's 381 all-purpose yards were the highest NFL postseason total...In regular season opener vs. Tampa Bay, Sept. 9, started and rushed for 29 yards on eight carries, with two TDs and a two-point conversion run. In addition, caught nine passes for a career-high 112 yards and a TD, setting a new career-high in total TDs (three) and points (20)...Vs. Cleveland, Sept. 16, started and played on special teams. Rushed for team-high 46 yards and a successful two-point conversion run. In addition, caught six passes for 53 yards for 100 total yards from scrimmage...At Atlanta, Sept. 23, started and rushed for 66 yards on 16 carries. Also finished the game with 15 catches for 124 yards (both career-highs). Finished with a career-high 190 total yards from scrimmage. Returned three punts for 16 yards for 206 total all-purpose yards. Receptions total was tied for second all-time for a running back and the most since Atlanta's William Andrews in 1981...At N.Y. Giants, Sept. 30, started and carried career-high 19 times for a career-high 134 yards (7.1 avg.) with a career-high-tying three TDs and added five receptions for 47 yards (9.4 avg.) for 181 total yards from scrimmage, the second straight week he exceeded 180...At Baltimore, Oct. 21, Started and led team in rushing with 64 yards on 17 carries and one TD. Also caught two passes for 11 yards...At Minnesota, Oct. 28, started and rushed for 45 yards and one TD, recorded seven catches for 31 yards and one TD and returned one punt for 15 yards...Vs. L.A. Rams, Nov. 11, started and finished with 19 carries for 82 yards and four receptions for 34 yards. Tied career-high with three touchdowns, his third three-TD performance of 2019, finishing with two rushing TDs and a receiving TD. Scored tenth touchdown of the season on an eight-yard first quarter run, and joined Jimmy Graham (2013-14), Mark Ingram II (2016-17) and Joe Horn (2003-04) as only the third Saint with back-to-back seasons of double-digit TDs. Kamara was the only Saint to do so in his first two seasons...At Cincinnati, Nov. 11, started and finished with 12 carries for 56 yards and two TDs to go along with four catches for 46 yards. Also returned a punt for two yards...Vs. Philadelphia, Nov. 18, started and finished the game with 71 yards rushing on 13 carries and a 37-yard touchdown catch. Kamara, who had 826 receiving yards and 728 rushing yards as a rookie, became the fourth player in NFL history with both 500 rushing yards and 500 receiving yards in each of his first two seasons, joining Edgerrin James, Walker and Haynes. Set a new career-high for touchdowns (15)...Vs. Atlanta, Nov. 22, started and finished with a team-high 89 rushing yards on 14 carries, caught a nine-yard pass, and returned a punt seven yards...At Dallas, Nov. 29, started and finished with a team-high eight receptions tallying 36 yards. Kamara rushed for 36 yards, surpassing his rookie total of 726 rushing yards. Also returned three punts for 17 yards, including a career-long 16-yard return...At Tampa Bay, Dec. 9, started and rushed for 51 yards on 12 carries to go along with five receptions for 36 receiving yards. Kamara also returned three kickoffs for 76 yards...At Carolina, Dec. 17, started and carried 14 times for 67 yards and one touchdown. Added 36 receiving yards on seven catches...Vs. Pittsburgh, Dec. 23, carried seven times for 23 yards with two touch-

VETERANS

CAREER GAME BY GAME

		RUSHING							RECEIVING				
2019		GP	ST	ATT	YDS	AVG	LG	TD	REC	YDS	AVG	LG	TD
Date	Opp.												
9/9	HOU	X	X	13	97	7.5	28	0	7	72	10.3	41	0
9/15	@LAR	X	X	13	45	3.5	12	0	1	15	15.0	15	0
9/22	@SEA	X	X	16	69	4.3	16	1	9	92	10.2	29	1
9/29	DAL	X	X	17	69	4.1	13	0	3	20	6.7	8	0
10/6	TB	X	X	16	62	3.9	16	0	6	42	7.0	15	0
10/13	@JAX	X	X	11	31	2.8	7	0	7	35	5.0	14	0
10/20	@CHI				Inactive						Inactive		
10/27	ARI				Inactive						Inactive		
11/10	ATL	X		4	24	6.0	8	0	8	50	6.3	18	0
11/17	@TB	X		13	75	5.8	14	0	10	47	4.7	17	0
11/24	CAR	X		11	54	4.9	30	0	9	48	5.3	16	0
11/28	@ATL	X	X	11	61	5.5	24	0	4	23	5.8	10	0
12/8	SF	X	X	13	25	1.9	17	0	4	18	4.5	9	0
12/16	IND	X		14	66	4.7	15	0	5	23	4.6	7	0
12/22	@TEN	X	X	11	80	7.3	40	2	6	30	5.0	14	0
12/29	@CAR	X		8	39	4.9	15	2	2	18	9.0	15	0
2019 Season		14	9	171	797	4.7	40	5	81	533	6.6	41	1
2018		GP	ST	ATT	YDS	AVG	LG	TD	REC	YDS	AVG	LG	TD
Date	Opp.												
9/9	TB	X	X	8	29	3.6	10	2	9	112	12.4	35	1
9/16	CLE	X	X	13	46	3.5	18	0	6	53	8.8	14	0
9/23	@ATL	X	X	16	66	4.1	17	0	15	124	8.3	21	0
9/30	@NYG	X	X	19	134	7.1	49t	3	5	47	9.4	25	0
10/8	WAS	X		6	24	4.0	9	0	3	15	5.0	6	0
10/21	@BAL	X	X	17	64	3.8	12	1	2	11	5.5	8	0
10/28	@MIN	X	X	13	45	3.5	17	1	7	31	4.4	17	1
11/4	LAR	X	X	19	82	4.3	17	2	4	34	8.5	16t	1
11/11	@CIN	X	X	12	56	4.7	14	2	4	46	11.5	19	0
11/18	PHI	X	X	13	71	5.5	16	0	1	37	37.0	37t	1
11/22	ATL	X	X	14	89	6.4	18	0	1	9	9.0	9	0
11/29	@DAL	X	X	11	36	3.3	7	0	8	36	4.5	8	0
12/9	@TB	X	X	12	51	4.3	12	0	5	36	7.2	15	0
12/17	@CAR	X	X	14	67	4.8	16	1	7	36	5.1	11	0
12/23	PIT	X		7	23	3.3	8	2	4	82	20.5	42	0
12/30	CAR				Inactive						Inactive		
2018 Season		15	13	194	883	4.6	49t	14	81	709	8.8	42	4
2017		GP	ST	ATT	YDS	AVG	LG	TD	REC	YDS	AVG	LG	TD
Date	Opp.												
9/11	@MIN	X		7	18	2.6	5	0	5	20	4.0	15	0
9/17	NE	X		1	3	3.0	3	0	3	51	17.0	38	0
9/24	@CAR	X		2	37	18.5	25t	1	3	5	1.7	7	0
10/1	@MIA	X		5	25	5.0	12	0	10	71	7.1	16	1
10/15	DET	X	X	10	75	7.5	21	0	3	12	3.0	6	0
10/22	@GB	X		9	57	6.3	19	0	5	50	10.0	24	0
10/29	CHI	X		8	28	3.5	10	1	3	48	16.0	34	0
11/5	TB	X		10	68	6.8	17	1	6	84	14.0	33t	1
11/12	@BUF	X		12	106	8.8	19	1	5	32	6.4	12	0
11/19	WAS	X		8	42	5.3	24	0	6	74	12.3	19	1
11/26	@LAR	X	X	5	87	17.4	74t	1	6	101	16.8	33	1
12/3	CAR	X	X	9	60	6.7	20t	2	5	66	13.2	22	0
12/7	@ATL	X		1	2	2.0	2	0	3	25	8.3	21	0
12/17	NYJ	X		12	44	3.7	12	0	6	45	7.5	29	1
12/24	ATL	X		12	32	2.7	15	0	7	58	8.3	25	0
12/31	@TB	X		9	44	4.9	19	1	6	84	14.0	40	0
2017 Season		16	3	120	728	6.1	74t	8	81	826	10.2	40	5

downs and caught four passes for 82 yards (20.5 avg). With 14 rushing touchdowns in 2018, set Saints single-season record previously held by McAllister (2002), RB George Rogers (1981) and RB Dalton Hilliard (1989). Kamara also set a new career-high with 18 touchdowns, tying the club record with Hilliard (1989). With 82 receiving yards, Kamara joined Walker as only the second player in NFL history to have 1,500 rushing yards and 1,500 receiving yards in his first two sea-

sons...Vs. Carolina, Dec. 30, inactive...Vs. Philadelphia, 1/13/19, started in the NFC Divisional playoff and led the Saints in rushing, finishing with 16 carries for 71 yards, including a 12-yard rush for a first down with 1:03 remaining to seal the victory. Kamara also recorded four receptions for 35 yards...In the NFC Championship vs. L.A. Rams, 1/20/19, finished with eight carries for 15 yards, a postseason career-high 11 receptions for a playoff career-best 96 yards and returned a postseason career-high four kickoffs for a playoff career-high 119 yards, including a postseason career-long 34-yard return. 111 total yards from scrimmage and 230 all-purpose yards were both postseason career-bests. **2017** - Kamara played in all 16 games and started in three. He totaled 120 rushes for 728 yards (NFL-best 6.1 avg.) and eight touchdowns, and 81 receptions for 826 yards (10.2 avg.) and five touchdowns and brought back 11 kickoffs for 347 yards with a club-record 106-yard TD. Set club receiving yardage record for a running back, club rookie touchdowns record (14) and combined with Ingram for the only RB duo in NFL history each with 1,500 total yards from scrimmage (Ingram-1,540 and Kamara-a team-leading 1,554). In two postseason contests led team with 66 yards rushing and one touchdown and caught five passes for 72 yards with one TD, while bringing back two kickoffs for 50 yards...At Minnesota, Sept. 11, carried seven times for 18 yards, had four receptions for 20 yards and returned a kickoff 20 yards...Vs. New England, Sept. 17, carried once for three yards, had three receptions for 51 yards and returned three kickoffs for 71 yards...At Carolina, Sept. 24, carried twice for 37 yards, including a 25-yard touchdown, his first career NFL score and added three receptions for five yards...At Miami in London's Wembley Stadium, Oct. 1, carried five times for 25 yards, caught 10 passes for 71 yards with a touchdown and returned a kickoff 23 yards...Vs. Detroit, Oct. 15, started and carried 10 times for 75 yards. Added three receptions for 12 yards...At Green Bay, Oct. 22, carried nine times for 57 yards and caught five passes for 50 yards...Vs. Chicago, Oct. 29, carried eight times for 28 yards with one touchdown and caught three passes for 48 yards (16.0 avg.)...Vs. Tampa Bay, Nov. 5, carried ten times for 68 yards with a touchdown and had six receptions for 84 yards, including a 33-yard TD, for career-high two total TDs and game-high 152 total scrimmage yards...At Buffalo, Nov. 12, carried 12 times for 106 yards with a TD and added five receptions for 32 yards to finish with a team-high 138 total yards from scrimmage, combining with Ingram to have only the third dual 100-yard rushing game in team history, the first since 2006...Vs. Washington, Nov. 19, finished with eight carries for 42 yards (5.3 avg.). Reeled in six catches for 74 yards and a TD. Rushed for his first career two-point conversion and the first by Saints in 2017 to tie contest...At L.A. Rams, Nov. 26, started in two-RB set and finished with five carries for 87 yards (17.4 avg.), including career-long 74-yard TD and six receptions for career-high 101 yards with one touchdown for a team season-high and 188 total scrimmage yards. Became first Saints rookie to score a TD in five straight contests and the first player since Walker in 1986 to have both 500 yards rushing and 500 yards receiving in his first 11 NFL games. Joined Gale Sayers (1965) as only the second rookie in NFL history with multiple games of 150 scrimmage yards, a rushing TD and a receiving TD and selected NFL Offensive Rookie of the Month...Vs. Carolina, Dec. 3, started and carried nine times for 60 yards with a career-high two rushing touchdowns, career-high tying two total TDs and caught five passes for 66 yards. Joined former Washington WR Charley Taylor (1963) and Detroit RB Billy Sims (1980) as only the third rookie in National Football League records to record 600 yards rushing and 600 yards receiving...At Atlanta, Dec. 7, carried

once for two yards and caught three passes for 25 yards before leaving (concussion)...Vs. N.Y. Jets, Dec. 17, finished with 12 carries for 44 yards and six receptions for 45 yards and a ten-yard TD...Vs. Atlanta, Dec. 24, carried 12 times for 32 yards, caught a team-high seven passes for 58 yards and returned two kickoffs for 72 yards...At Tampa Bay, Dec. 31, played on offense and special teams, carrying nine times for 44 yards with a seven-yard touchdown, catching six passes for 84 yards with career-long 40-yard reception and returning four kickoffs for 155 yards, including a 106-yard touchdown return, the longest play in team history. Finished with game-high 128 scrimmage yards and game-high and career-high 283 all-purpose yards...In NFC Wild Card Playoff vs. Carolina, 1/7/18, started and carried ten times for 23 yards with a fourth quarter two-yard touchdown and caught one pass for ten yards...In NFC Divisional Playoff at Minnesota, 1/14/18, carried 11 times for 43 yards, caught four passes for 62 yards and a fourth quarter 14-yard touchdown grab and returned two kickoffs for 50 yards.

COLLEGE – Kamara played in 24 games in two seasons at Tennessee and rushed 210 times for 1,294 yards (6.2 avg.) with 16 touchdowns, caught 74 passes for 683 yards (9.2-average) with seven TDs and brought back a punt for a score. Finished his senior campaign with a team-high 1,188 all-purpose yards (596 rushing, 392 receiving, 184 punt return, 16 kickoff return) and 13 total touchdowns. Tied for third in SEC in touchdowns and ranked seventh in all-purpose yards...312 all-purpose yards at Texas A&M (10/8/16) set a Tennessee record. All-purpose yardage total was the second-most by an FBS player in 2016. Matched career-high with three touchdowns (two rushing, one receiving). With 127 yards on career-high 18 carries and 161 yards on career-high eight catches, joined Jamal Lewis (128/105 at Kentucky in 1997) as only two Vols to record 100 rushing yards and 100 receiving yards in same game. Added eight punt return yards and a 16-yard kickoff return...After transferring from a season at Hutchinson (Kan.) Community College, played in all 13 games with one start in 2015, rushing for 698 yards with seven TDs. Second on squad in receptions (34 for 291 yards and three TDs). As punt returner, eight returns for 100 yards (12.5 avg.) with a TD. 6.5 yards per carry average ranked third in the Southeastern Conference and tied for eighth with 11 TDs...Caught two touchdowns as Vols rallied from 24-3 deficit to beat 19th-ranked Georgia (10/10/15), finishing with five catches for 31 yards. Second Vol in school history with a rushing touchdown and punt return for touchdown in same game (other was Stanley Morgan in 1975) with a two-yard rushing TD and a 50-yard punt return TD vs. Western Carolina (9/19/15); TD for punt return was first return of his career in high school, junior college or college; also ran for 47 yards...Rushed for 144 yards, a UT-record for most rushing yards in a debut and two touchdowns vs Bowling Green (9/5/15)...In 2014, named the KJCC Offensive Player of the Year at Hutchinson. In nine games, ran for 1,211 yards with 18 touchdowns...Led team with 1,469 yards of total offense and 21 touchdowns. In 2013, redshirted at Alabama.

PERSONAL – Produced a highlight reel of a 2012 senior season at Norcross (Ga.) HS when he rushed for 2,264 yards and 26 touchdowns (7.5 avg.) and adding 22 receptions for 286 yards and five scores...Earned Georgia Mr. Football honors from the *Atlanta Journal-Constitution*...Class AAAAAA Player of the Year and garnered first-team All-State honors from the Georgia Sports Writers Association...Added 1,300 yards rushing and 17 touchdowns as a junior in 2011...Collaborated with QB Drew Brees to take part in an NFL commercial celebrating the

league's 100th season that aired during the Super Bowl LII broadcast...Visited students at Pontchartrain Elementary School in Mandeville in 2018 offseason... Gave the Edna Karr High School football team a pregame speech before their 2017 Louisiana State championship game and gifted head coach Brice Brown two Super Bowl LII tickets...Supports Willie Hall Playground through both donations and mentorship of the organization's youth...Visited NOCCA with teammates to encourage students who created the featured song 'Shut 'Em Down' for the 2018 Saints-Falcons Thanksgiving game...Alvin Mentian Kamara was born July 25, 1995 in Atlanta, Ga.

ALVIN KAMARA

Year	Team	GP	GS	RUSHING					Lg	TD	RECEIVING				
				Att	Yds	Avg					No	Yds	Avg	Lg	TD
2017	New Orleans	16	3	120	728	6.1		74t	8		81	826	10.2	40	5
2018	New Orleans	15	13	194	883	4.6		49t	14		81	709	8.8	42	4
2019	New Orleans	14	9	171	797	4.7		40	5		81	533	6.6	41	1
NFL Totals		45	25	485	2,408	5.0		74t	27		243	2,068	8.5	42	10

		PUNT RETURNS							KICKOFF RETURNS				
Year	Team	No	FC	Yds	Avg	Lg	TD	No	Yds	Avg	Lg	TD	
2017	New Orleans	0	0	0	-	-	0	11	347	31.5	106t	1	
2018	New Orleans	12	9	82	6.8	16	0	4	126	31.5	50	0	
2019	New Orleans	4	1	30	7.5	27	0	0	0	0.0	0	0	
NFL Totals		16	10	112	7.0	27	0	15	473	31.5	106t	1	

ADDITIONAL STATISTICS: Two-Point Conversions – (2017, 1); (2018, 3) **Total: 4;** Passing – One 13-yard completion in 2019.

CAREER HIGHS: Receptions – 15, at Atlanta (9/23/18); **Receiving Yards** – 124, at Atlanta (9/23/18); **Long Reception** – 42, vs. Pittsburgh (12/23/18); **Receiving TDs** – 1 (10x), last at Seattle (9/22/19); **Rushes** – 19, at New York Giants (9/30/18); **Rushing Yards** – 134, at New York Giants (9/30/18); **Long Rush** – 74t, at Los Angeles Rams (11/26/17); **Rushing TDs** – 3, at New York Giants (9/30/18); **Total Yards From Scrimmage** – 190, at Atlanta (9/23/18); **Punt Returns** – 3 (3x), last at Tampa Bay (11/17/19); **Punt Return Yards** – 32, at Tampa Bay (11/17/19); **Long Punt Return** – 27, at Tampa Bay (11/17/19); **Kickoff Returns** – 4, at Tampa Bay (12/31/17); **Kickoff Return Yards** – 155, at Tampa Bay (12/31/17); **Long Kickoff Return** – 106t, at Tampa Bay (12/31/17).

POSTSEASON

Year	Team	GP	GS	RUSHING					Lg	TD	RECEIVING				
				Att	Yds	Avg					No	Yds	Avg	Lg	TD
2017	New Orleans	2	1	21	66	3.1		10t	1		5	72	14.5	23	1
2018	New Orleans	2	1	24	86	3.6		15	0		15	131	8.7	23	0
2019	New Orleans	1	1	7	21	3.0		9	1		8	34	4.3	9	0
NFL Totals		5	3	52	173	3.3		15	2		28	237	8.5	23	1

		PUNT RETURNS							KICKOFF RETURNS				
Year	Team	No	FC	Yds	Avg	Lg	TD	No	Yds	Avg	Lg	TD	
2017	New Orleans	0	0	0	-	-	0	2	50	25.0	30	0	
2018	New Orleans	0	0	0	-	-	0	6	164	27.3	34	0	
NFL Totals		0	0	0	-	-	0	8	214	26.8	34	0	

ADDITIONAL POSTSEASON STATISTICS: Miscellaneous Forced Fumbles – (2017, 1) **Total: 1;** Miscellaneous Tackles – (2017, 1) **Total: 1.**

POSTSEASON CAREER HIGHS: Receptions – 11, vs. Los Angeles Rams (1/20/19); **Receiving Yards** – 96, vs. Los Angeles Rams (1/20/19); **Long Reception** – 23 (2x), at Minnesota (1/14/18) and vs. Philadelphia (1/13/19); **Receiving TDs** – 1, at Minnesota (1/14/18); **Rushes** – 16, vs. Philadelphia (1/13/19); **Rushing Yards** – 71, vs. Philadelphia (1/13/19); **Long Rush** – 15, vs. Philadelphia (1/13/19); **Rushing TDs** – 1 (2x), vs. Carolina (1/7/18) and vs. Minnesota (1/5/20); **Total Yards From Scrimmage** – 111, vs. Los Angeles Rams (1/20/19); **Kickoff Returns** – 4, vs. Los Angeles Rams (1/20/19); **Kickoff Return Yards** – 119, vs. Los Angeles Rams (1/20/19); **Long Kickoff Return** – 34, vs. Los Angeles Rams (1/20/19); **All Purpose Yards** – 230, vs. Los Angeles Rams (1/20/19).

VETERANS



MARSHON
LATTIMORE

23

CB

HEIGHT: 6-0 • WEIGHT: 192
COLLEGE: OHIO STATE
JOINED SAINTS: D1A-17
NFL EXPERIENCE: 4
BORN: 5/20/96

NFL CAREER – This former *Associated Press* NFL Defensive Rookie of the Year had a stellar 2019 season. Lattimore started all 14 games he played in and posted 57 stops, one interception and ranked first on the team with 14 passes defended, during a standout campaign where he was a Pro Bowl selection for the second time in his three-year career and a *PFWA* All-NFC selection. Overall, he has started all 43 games he's appeared in totaling 169 tackles (139 solo), nine interceptions, 44 passes defended, five forced fumbles and four fumble recoveries. Entering his fourth NFL campaign, Lattimore has established himself as one of the league's premier cornerbacks.

CAREER TRANSACTIONS – Signed to a four-year contract, 6/2/17; Selected by the Saints in the first round (11th overall) of the 2017 NFL Draft.

HONORS – **2019:** Pro Bowl; *PFWA* All-NFC. 2017: Pro Bowl (starter); NFL Defensive Rookie of the Year (*Associated Press*, *ESPN.com*, *Sports Illustrated* and *PFWA*). *PFWA* All-Rookie and All-NFC; Pepsi NFL Rookie of the Week (Weeks 5, 7, 15 and 17). NFL Defensive Rookie of the Month (October and December).

2019 – Started all 14 games he played in at RCB and posted 57 tackles, one interception and ranked first on team with club best 14 passes defended. Became the first Saints CB selected to two Pro Bowls...At Seattle, Sept. 22, recorded career-high 12 tackles (career-high ten solo) and a pass defense...Vs. Dallas, Sept. 29, finished with four solo tackles and two passes defended...Vs. Tampa Bay, Oct. 6, recorded three tackles (two solo) and two passes defended...At Jacksonville, Oct. 13, finished with three solo tackles, three pass defenses, and an interception. Forced QB Gardner Minshew's first interception as a starter in the NFL...At Chicago, Oct. 20, finished with three tackles (two solo) and one pass defended...Vs. Arizona, Oct. 27, finished with two solo tackles...Vs. Atlanta, Nov. 10, finished game with two tackles (one solo) and one pass defense. Left game in the first half with thigh injury...At Tampa Bay, Nov. 17, inactive (hamstring)...Vs. Carolina, Nov. 24, Inactive (hamstring)...At Atlanta, Nov. 28, tied team-high with nine tackles (eight solo). Added a pass defense...Vs. Indianapolis, Dec. 16, recorded one pass defended...At Carolina, Dec. 29, posted three tackles (two solo) and one pass defended...In NFC Wild Card Playoff vs. Minnesota, 1/5/20, finished with four solo tackles and one pass defended. **2018** – Started all 16 regular season contests, recording 59 tackles (49 solo), two interceptions to tie for team lead, a team-high 12 passes defended, a club-best four forced fumbles, which tied for sixth in the National Football League and three fumble recoveries, returned for 91 yards. Led

team in takeaways and tied for second in NFL in defensive fumble recoveries, the highest total among defensive backs. Opened both postseason contests and recorded ten tackles (nine solo), led the team with two interceptions and tied club-best with two passes defended...Vs. Cleveland, Sept. 16, finished with four tackles (three solo) and one forced fumble...At N.Y. Giants, Sept. 30, finished with four solo tackles and one fumble recovery...Vs. Washington, Oct. 8, recorded one assisted tackle before leaving in first quarter (concussion)...At Baltimore, Oct. 21, recorded three solo tackles and two passes defended...At Minnesota, Oct. 28, recorded three tackles (two solo) and a fumble recovery returned 54 yards...Vs. L.A. Rams, Nov. 4, started and played on special teams, finishing with four tackles (two solo)...At Cincinnati, Nov. 11, finished with an assisted tackle as part of an effort where New Orleans surrendered only 174 net yards passing...Vs. Philadelphia, Nov. 18, recorded his first interception of 2018, picking off Carson Wentz in the first quarter. Led defense with four tackles and two passes defended...Vs. Atlanta, Nov. 22, finished with five tackles (four solo), a forced fumble and two passes defended...At Dallas, Nov. 29, posted career-high ten tackles (career-high nine solo) and forced and recovered a fumble...At Tampa Bay, Dec. 9, recorded five solo tackles to go along with two passes defended, one interception, and a forced fumble...At Carolina, Dec. 17, recorded two tackles (one solo)...Vs. Pittsburgh, Dec. 23, finished with six solo tackles and one pass defended...Vs. Carolina, Dec. 30, notched two tackles (one solo)...In the NFC Divisional Playoff vs. Philadelphia, 1/13/19, recorded two interceptions, including a fourth quarter interception to end Philadelphia's final drive. The two picks tied a Saints single-game playoff career-high. The turnovers were the first postseason interceptions of Lattimore's career, and increased his season total (regular season and postseason combined) to four interceptions, and three against the Eagles. Lattimore also finished the day with four tackles and two pass defenses. Lattimore recorded the Saints first multi-interception postseason game since Jabari Greer had two interceptions in the 2011 NFC Wild Card Playoff vs. Detroit...In the NFC Championship vs. L.A. Rams, 1/20/19, started and had a postseason career-high six tackles (playoff career-high five solo). **2017** - Started all 13 games games he played in and totaled 53 tackles (44 solo), one forced fumble, one fumble recovery, five interceptions for 85 yards and 18 passes defended, leading all National Football League rookies in picks and tying for fifth in the league overall, for which he led the Saints as well as in passes defended. Consensus *AP* NFL Defensive Rookie of the Year, combined with fellow Saint, RB Alvin Kamara who captured the *AP* Offensive Rookie of the Year to become the first duo from the same team to sweep the rookie awards in same season since Detroit's Lem Barney and Mel Farr (1967). Started both postseason contests and recorded six solo tackles and a club-best four passes defended...Made his NFL regular season debut at Minnesota, Sept. 11, finishing with four tackles...Vs. New England, Sept. 17, recorded career-high seven tackles (career-high six solo) and two passes defended. Left game in second half (evaluated for concussion)...Inactive at Carolina, Sept. 24 (concussion)...At Miami in London, Oct. 1, tied for team lead with five solo tackles and added a forced fumble as New Orleans pitched their first shutout since the 2012 season...Vs. Detroit, Oct. 15, had five tackles (one solo), a 27-yard interception return for a touchdown, two passes defended and a forced fumble. Lattimore's touchdown return was one of a club-record three Saints defensive scores

in the contest...At Green Bay, Oct. 22, finished with three solo tackles and a pass defended, as Saints surrendered only 79 net passing yards...Vs. Chicago, Oct. 29, finished with three tackles, a fourth quarter 25-yard interception return to seal win, and two passes defended...October NFL Defensive Rookie of the Month, culminating four games where he recorded 16 tackles (12 solo), two interceptions, one returned for a 27-yard TD, five passes defended, a forced fumble and a fumble recovery...Vs. Tampa Bay, Nov. 15, finished with four solo tackles and a pass defended...At Buffalo, Nov. 12, finished with team-high five solo tackles...Vs. Washington, Nov. 19, started and posted one pass defended before exiting the game early (ankle) which would sideline him for the next two contests, returning briefly at start of second half...At Atlanta, Dec. 7, returned and posted three tackles (two solo), a career-long 33-yard interception return and a pass defended...Vs. N.Y. Jets, Dec. 17, finished with five tackles (three solo), a fourth quarter interception and three passes defended...Vs. Atlanta, Dec. 24, finished with six tackles (five solo) with a highlight reel interception initially caught on his backside, which he then grabbed, near the end of the first half that set up a Saints TD and a career-high four passes defended...At Tampa Bay, Dec. 31, posted three solo tackles and one pass defended. Named NFL Defensive Rookie of the Month, for a month where he recorded 17 tackles (13 solo), had one interception in three consecutive contests and nine passes defended despite missing one game with an ankle injury, becoming the first defensive back in the awards history since it was introduced in 1996 to receive the honor twice...Lattimore and Kamara were also the first teammates to combine to win three NFL Offensive/Defensive Rookie of the Month awards since 1998 (Jaguars: Fred Taylor, Donovan Darius).

COLLEGE – A first-team All-Big Ten selection and the top-rated cornerback in the NFL Draft, while playing in only 20 games at Ohio State...Lattimore made quite an impression in the Buckeyes secondary in his only campaign as a full-time starter in 2016, opening all 13 games and posting 41 tackles (30 solo), one stop for loss, four interceptions and 13 passes defended. Helped the Buckeyes rank sixth in the nation in total defense (296.8 ypg.) and third in team passing efficiency defense (94.36) and scoring defense (15.5 ppg.)...In 2015, played in Ohio State's first seven games before being sidelined for remainder of season (leg) and recorded five tackles (four solo) and three passes defended...Redshirted as freshman (2014)...Sport industry major.

PERSONAL – One of the Top 50 prospects in the country as a senior at Glenville (Cleveland, Ohio) HS...Starred in the defensive backfield and as a wide-out for head coach Ted Ginn Sr., and in his senior year, the Tarblooders went 13-2 and advanced to the Division II state championship game...Had 40 receptions for 911 yards (22.8 avg.) and 16 touchdowns as a senior and had three special teams touchdowns and was named Division II's Ohio defensive player of the year...Also named a first-team *Associated Press* All-State selection...A high school teammate of Saints defensive back Justin Hardee...Teamed up with fellow Tarblooders Ted Ginn Jr. and Hardee to provide local children with a holiday shopping spree...In 2019, hosted "A Better Day" in his hometown, a day of entertainment for local youth in his hometown...Rode in the Endymion Mardi Gras parade in 2018 and Orpheus in 2019...Born May 20, 1996.

MARSHON LATTIMORE

Year	Team	GP	GS	Tot	TACKLES			Yds	INTERCEPTIONS					FUMBLES		
					Solo	Asst	Sk		No	Yds	Lg	TD	PD	FF	FR	Yds
2017	New Orleans	13	13	53	44	9	0.0	0.0	5	85	33	1	18	1	1	0
2018	New Orleans	16	16	59	49	10	0.0	0.0	2	0	0	0	12	4	3	91
2019	New Orleans	14	14	57	46	11	0.0	0.0	2	0	0	0	14	0	0	0
NFL Totals		43	43	169	139	30	0.0	0.0	9	85	33	1	44	5	4	91

CAREER HIGHS: Tackles – 10, at Dallas (11/29/18); **Solo Tackles** – 9, at Dallas (11/29/18); **Interceptions** – 1 (9x), last at Carolina (12/29/19); **Long Interception Return** – 33, at Atlanta (12/7/17); **Passes Defensed** – 4, vs. Atlanta (12/24/17); **Forced Fumbles** – 1 (5x), last at Tampa Bay (12/9/18); **Fumble Recoveries** – 1 (4x), last at Dallas (11/29/18).

POSTSEASON

Year	Team	GP	GS	Tot	TACKLES			Yds	INTERCEPTIONS					FUMBLES		
					Solo	Asst	Sk		No	Yds	Lg	TD	PD	FF	FR	Yds
2017	New Orleans	2	2	6	6	0	0.0	0.0	0	0	0	0	4	0	0	0
2018	New Orleans	2	2	10	9	1	0.0	0.0	2	14	14	0	2	0	0	0
2019	New Orleans	1	1	4	4	0	0.0	0.0	0	0	0	0	0	0	0	0
NFL Totals		5	5	20	19	1	0.0	0.0	2	14	14	0	6	0	0	0

POSTSEASON CAREER HIGHS: Tackles – 6, vs. L.A. Rams (1/20/19); **Solo Tackles** – 5, vs. L.A. Rams (1/20/19); **Interceptions** – 2, vs. Philadelphia (1/13/19); **Long Interception Return** – 14, vs. Philadelphia (1/13/19); **Passes Defensed** – 2 (2x), last vs. Philadelphia (1/13/19).



TOMMYLEE
LEWIS

16

WR

HEIGHT: 5-7 • WEIGHT: 168
COLLEGE: NORTHERN ILLINOIS
JOINED SAINTS: FA-20
NFL EXPERIENCE: 4
BORN: 10/24/92

NFL CAREER – This former Northern Illinois standout, who secured a spot on the 2016 53-man roster out of the preseason, spent a significant portion of his first three seasons as a kickoff and punt returner, also seeing action on offense. Lewis has carried seven times for 35 yards, caught 20 passes for 252 yards with two touchdowns, returned 36 punts for 335 yards (9.3 avg.) and brought back 24 kickoffs for 528 yards (22.0 avg.) in 33 games with two starts. After spending the 2019 preseason in Detroit, Lewis returns to the Saints to compete for a roster spot on offense and special teams.

CAREER TRANSACTIONS – Signed by the New Orleans Saints to reserve/future contract, 1/27/20; Waived by Detroit, 8/30/19; Signed by the Detroit Lions to a one-year contract (UFA-NO), 3/19/19; Activated by Saints from Injured Reserve, 11/21/18; Placed on Injured Reserve by Saints, 9/19/18; Agreed to terms with Saints on a three-year contract, 5/2/16.

2019 – Spent the preseason with the Lions. **2018** – Played in seven regular sea-

son games and both postseason contests missing nine games (knee)...Carried twice for ten yards, caught three passes for 60 yards and a touchdown, returned eight punts for 60 yards, and returned three kickoffs for 69 yards...Returned three punts for 69 yards and a kickoff for 0 yards vs. Tampa Bay, Sept. 9...Caught a 28-yard touchdown vs. Atlanta, Nov 22...Played on offense and special teams, catching one pass for 20 yards and returning two punts for 29 yards at Tampa Bay, Dec. 9... Carried once for four yards and returning two punts for 13 yards at Carolina, Dec. 17...Played on offense and special teams, fielding one punt vs. Pittsburgh, Dec. 23...Started and also saw action on special teams, had a six-yard rush, a 12-yard reception and returned two punts for 18 yards vs. Carolina, Dec. 30...Returned three punts for eight yards in the NFC Divisional Round vs. Philadelphia, Jan. 13...Played on offense and special teams in the NFC Championship vs. L.A. Rams, Jan. 20. **2017** - Played in 15 regular season games and carried twice for 14 yards, caught ten passes 116 yards with one TD, returned 14 punts for 115 yards and brought back 13 kickoffs for 307 yards. Played in both postseason contests and in NFC Wild Card Playoff vs. Carolina, 1/7/18, had a carry for -4 yards and returned two punts for 17 yards...In regular season opener at Minnesota, Sept. 11, caught two passes for 52 yards, including a 52-yard grab...Had a career-long eight-yard rush and three receptions for 15 yards at Carolina, Sept. 24...Returned two kickoffs for 57 yards at Green Bay, Oct. 22...Had a 24-yard kickoff return at Tampa Bay, Nov. 5...Returned three kickoffs for 62 yards and two punts for 38 yards in come-from-behind win vs. Washington, Nov. 19...Had two receptions for 30 yards, including a 26-yard touchdown, the first of his career, brought back a kickoff 24 yards and had a miscellaneous tackle at Atlanta, Dec. 7...Had a six-yard carry, returned five punts for 36 yards, brought back a kickoff 24 yards and had a miscellaneous tackle vs. New York Jets, Dec. 17...Returned four punts for 43 yards vs. Atlanta, Dec. 24. **2016** - Finished rookie season with 160 yards with a long runback of 59 on 14 punt returns, while returning eight kickoffs for 152 yards, catching seven passes for 76 yards and adding one special teams tackle in 12 games. After being inactive for the opener, made his regular season debut at New York Giants, Sept. 18, returning two punts for 27 yards...Recorded three receptions for 43 yards vs. Atlanta, Sept. 16...Returned two punts for 63 yards, with a long of 59 and caught two passes for 24 yards, Oct. 16...Returned two punts for 10 yards and a kickoff 26 yards at Kansas City, Oct. 23...Brought back one kickoff for 23 yards vs. Seattle, Oct. 30...Inactive for next three contests before returning to action and starting in a three-wide receiver set vs. Los Angeles Rams, Nov. 27 and rushed once for seven yards, returned two punts for eight yards and brought back a kickoff for 18 yards...Returned one punt for 24 yards and two kickoffs for 26 yards vs. Detroit, Dec. 4...Returned two kickoffs for 40 yards and recorded a special teams tackle at Arizona, Dec. 18.

COLLEGE - Played in 48 games at NIU, finishing with 1,680 yards with 11 TDs on 172 receptions and 578 yards with three TDs on 71 rush attempts, while adding 1,673 yards with four TDs on kickoff returns...Ended career with a reception in 37 consecutive games in which he played...Shook off injuries that caused him to miss the entire 2014 season and four games in 2015 to finish out with 34 receptions for 398 yards with three touchdowns in 10 contests as a fifth-year senior...An honorable mention All-American and first-team All Mid-American Confer-

ence selection in 2013 when he accounted for 1,405 all-purpose yards on 133 touches...General studies major.

PERSONAL – Spent senior season at William T. Dwyer (Palm Beach Gardens, Fla.) HS, finishing with 595 yards on 31 catches with seven TDs...Competed in Palm Beach County/Treasure Coast All-Star Football Game...Before transferring, previously played at Palm Beach Lakes (West Palm Beach, Fla.) HS, where he tallied 36 yards on five receptions in 2009 and also saw action at S...In the summer of 2017, co-hosted a youth football camp and seven-on-seven tournament with former NFL S Abe Elam and Colts QB Jacoby Brissett...Born on Oct. 24, 1992 in West Palm Beach, Fla.

TOMMYLEE LEWIS

		RUSHING							RECEIVING				
Year	Team	GP	GS	Att	Yds	Avg	Lg	TD	No	Yds	Avg	Lg	TD
2016	New Orleans	12	1	3	11	3.7	7	0	7	76	10.9	26	0
2017	New Orleans	15	1	2	14	7.0	8	0	10	116	11.6	52	1
2018	New Orleans	7	3	2	10	5.0	6	0	3	60	20.0	28t	1
NFL Totals		34	4	7	35	5.0	8	0	20	252	12.6	52	2

		PUNT RETURNS							KICKOFF RETURNS				
Year	Team	No	FC	Yds	Avg	Lg	TD		No	Yds	Avg	Lg	TD
2016	New Orleans	14	8	160	11.4	59	0		8	152	19.0	26	0
2017	New Orleans	14	10	115	8.2	24	0		13	307	23.6	39	0
2018	New Orleans	8	6	60	7.5	17	0		3	69	23.0	26	0
NFL Totals		36	24	335	9.3	59	0		24	528	22.0	39	0

ADDITIONAL STATISTICS: Special Teams Tackles – (2016, 1) **Total: 1**; Miscellaneous Tackles – (2017, 1) **Total: 1**.

CAREER HIGHS: Receptions – 3 (2x), vs. Atlanta (9/26/16) and at Carolina (9/24/17); **Receiving Yards** – 52, at Minnesota (9/11/17); **Long Reception** – 52, at Minnesota (9/11/17); **TD Reception** – 1 (2x), last vs. Atlanta (11/22/18); **Rushes** – 1 (6x), last vs. Carolina (12/30/18); **Rushing Yards** – 8, at Carolina (9/24/17); **Long Rush** – 8, at Carolina (9/24/17); **Total Yards From Scrimmage** – 52, at Minnesota (9/11/17); **Punt Returns** – 5, vs. New York Jets (12/17/17); **Punt Return Yards** – 63, vs. Carolina (10/16/16); **Long Punt Return** – 59, vs. Carolina (10/16/16); **Kickoff Returns** – 5, at Atlanta (12/7/17); **Kickoff Return Yards** – 121, at Atlanta (12/7/17); **Long Kickoff Return** – 39, at Green Bay (10/22/17).

POSTSEASON

		RUSHING							RECEIVING				
Year	Team	GP	GS	Att	Yds	Avg	Lg	TD	No	Yds	Avg	Lg	TD
2017	New Orleans	2	0	1	-4	-4.0	-4	0	0	0	0.0	0	0
2018	New Orleans	2	0	0	0	0.0	0	0	0	0	0.0	0	0
NFL Totals		4	0	1	-4	-4.0	-4	0	0	0	0.0	0	0

		PUNT RETURNS							KICKOFF RETURNS				
Year	Team	No	FC	Yds	Avg	Lg	TD		No	Yds	Avg	Lg	TD
2017	New Orleans	2	3	17	8.5	11	0		0	0	0.0	0	0
2018	New Orleans	3	4	8	2.7	8	0		0	0	0.0	0	0
NFL Totals		5	7	25	5.0	11	0		0	0	0.0	0	0

CAREER HIGHS: Rushes – 1, vs. Carolina (1/7/18); **Rushing Yards** – -4, vs. Carolina (1/7/18); **Long Rush** – -4, vs. Carolina (1/7/18); **Punt Returns** – 3, vs. Philadelphia (1/13/19); **Punt Return Yards** – 17, vs. Carolina (1/7/18); **Long Punt Return** – 11, vs. Carolina (1/7/18).

VETERANS



WIL
LUTZ

3

K

HEIGHT: 5-11 • WEIGHT: 184
COLLEGE: GEORGIA STATE
JOINED SAINTS: FA-16
NFL EXPERIENCE: 5
BORN: 7/7/94

NFL CAREER - Lutz enters the 2020 season having kicked in 64 regular season games, converting 119-of-136 career field goal attempts, having drilled a franchise record 32 in 2019 as he was selected to his first Pro Bowl. His 87.5 accuracy rate is the highest in Saints history. Despite having only played four seasons with the club, his 553 career points rank third in club record books and his 119 field goals fourth. Lutz has also helped New Orleans win the field position game on kickoffs with 245 career touchbacks, including a career-high 74 in 2019.

CAREER TRANSACTIONS - Agreed to terms with Saints on a five-year contract, 3/13/19; Signed by the New Orleans Saints, 9/6/16; Waived by the Ravens, 8/30/16; Signed as a rookie free agent with the Baltimore Ravens, 5/6/16.

HONORS - 2019: NFC Special Teams Player of the Week (Week One); Pro Bowl (starter); *PFWA* All-NFC; 2018: NFC Special Teams Player of the Month (September); Pro Football Focus All-Pro. 2016: NFC Special Teams Player of the Week (Weeks six and eight); All-Rookie (*PFWA*, *NFL.com*).

2019 - Made 32-of-36 field goal attempts, setting a club record for field goals, 48-of-49 PAT attempts and recorded a career-high 74 touchbacks...Ranked second in the NFL in scoring, PATs and touchbacks and third in field goals...In opener vs. Houston, converted a 58-yard field goal on the final play to win the game. The 58-yarder was the longest of Lutz's career and the third-longest in team history. Overall, made two-of-three field goal attempts, converted all three PATs and had all five kickoffs sail into the end zone for touchbacks...Vs. L.A. Rams, drilled 3-of-3 field goals, including a 52-yard kick and had all four kickoffs sail into the end zone for touchbacks...Vs. Dallas, Sept. 29, converted 4-of-4 field goals in a 12-10 win and had all four kickoffs sail into end zone for touchbacks, tying career-high for field goals...Vs. Tampa Bay, Oct. 6, converted a 29-yard field goal, all 3 PATs and 4-of-6 kickoffs for touchbacks...At Jacksonville, Oct. 13, Converted 2-of-2 field goal attempts, his only PAT and had all four kickoffs sail into the end zone for touchbacks...Set NFL record for consecutive field goals on the road (35), surpassing Rian Lindell at Chicago, Oct. 20...Converted 3-of-3 field goal attempts and had all 3 kickoffs sail into end zone for touchbacks, vs. Atlanta, Nov. 10...Went 2-of-2 on field goals and 4-of-4 on PATs for 10 points at Tampa Bay, Nov. 17...Converted a game-winning 33-yard field goal as time expired, finishing 2-of-2 on field goal attempts and 4-of-4 on PATs as he became the fourth Saint to reach 500 points vs. Carolina, Nov. 24...Finished 4-of-4 on field goals and added two PATs to produce 14 points on Thanksgiving night at Atlanta, Nov. 28. Improved to 18-of-18 on field goal attempts vs. the Falcons and joined Morten Andersen and John Carney as only the third Saint to score 100 point in four consecutive seasons. Became the first Saints kicker since Carney (2002-04) to record 100 points in

WORTH NOTING

In 2019, Lutz drilled 32-of-36 field goal attempts, ranked third in the league in kicks converted and first in the NFC and second in the NFL in scoring with a career-high 144 points, including two game-winners as time expired. He is now the single-season record holder for field goals in Saints history and was selected to his first Pro Bowl, the first Black and Gold kicker to be selected to the league's all-star game since Pro Football Hall of Fame member Morten Andersen in 1992.

NEW ORLEANS SAINTS SINGLE-SEASON FIELD GOAL LEADERS

Saint, Year	FG
1. Wil Lutz, 2019	32
2t. Wil Lutz, 2017	31
2t. John Carney, 2002	31
2t. Morten Andersen, 1985	31

NFL FIELD GOAL LEADERS IN 2019

Player	FG
1. Harrison Butker, KC	34
2. Josh Lambo, Jax.	33
3. Wil Lutz, New Orleans	32
4. Zane Gonzalez, Arz.	31

2019 NFL SCORING LEADERS

Player	Points
1. Harrison Butker, KC	147
2. Wil Lutz, NO	144
3. Justin Tucker, Bal.	141
4. Zane Gonzalez, Ari.	127
5. Jason Gay, TB	124

Lutz is also a weapon in the kickoff game with his 74 touchbacks ranking second in the NFL in 2020 and his 245 since 2016 leading the league.

NFL TOUCHBACK LEADERS SINCE 2016

Player	TB
1. Wil Lutz, New Orleans	245
2. Greg Zuerlein, L.A. Rams	229
3. Bradley Pinion, Tampa Bay	224

NFL TOUCHBACK LEADERS IN 2019

Player	Points
1. Bradley Pinion, Tampa Bay	88
2. Wil Lutz, New Orleans	74
3t. Joey Slye, Car.	66
3t. Dan Bailey, Min.	66

three consecutive seasons...

Converted a 47-yard field goal attempt at Tennessee, Dec. 22 to set the club single-season record for kicks (32)...Made 6-of-6 PATs and had six of seven kickoffs sail into the end zone for touchbacks in Regular season finale at Carolina, Dec. 29, finishing season with 17 consecutive field goals and 144 points...Converted 2-of-3 field goal attempts, including a 49-yarder to send game to overtime in NFC Divisional Playoff vs. Minnesota, 1/5/20. With eight-point performance moved into first place in club postseason record books for scoring with 40 career playoff points.

2018 - Made 28-of-30 field goal attempts, including a club-record 26 straight, 52-of-53 PAT attempts and recorded 64 touchbacks, adding three special teams tackles. Ranked second in the NFL in scoring (134 points), field goal accuracy (career-high PAT attempts and recorded a career-high 64 touchbacks, adding three special teams tackles. Ranked second in the NFL in scoring with 134 points, field goal accuracy (a career-high 93.3%) third and a career-high 52 PATs second... September NFC Special Teams Player of the Month, making 10-of-11 field goal attempts...Vs. Tampa Bay, Sept. 9, made a 36-yard field goal and converted all 3 PATs...Vs. Cleveland, Sept. 16, made 1-of-2 field goal attempts, drilling a 44-yard game-winning field goal with 21 seconds left and converted one PAT...At Atlanta, Sept. 23, made 3-of-3 field goals and converted all four PAT attempts...At N.Y. Giants, Sept. 30, made 4-of-4 second quarter

field goals, tying an NFL record and all three PATs for a career-high 15 points...Vs. Washington, Oct. 8, made 44-yard field goal attempt, converted 4-of-5 PATs and

2019 GAME BY GAME

KICKING

			PATs		FGs							1-19	20-29	30-39	40-49	50+
Date	Opp.	GP	M	A	M	A	PCT	LG	PTS	BLK	M	A	M	A	M	A
9/9	@HOU	X	3	3	3	4	75.0%	58	12	0	0	0	0	1	1	1
9/15	@LAR	X	0	0	3	3	100.0%	52	9	0	0	0	0	1	1	1
9/22	@SEA	X	3	4	0	0	100.0%	0	3	0	0	0	0	0	0	0
9/29	DAL	X	0	0	4	4	100.0%	42	12	0	1	1	1	0	2	2
10/6	TB	X	4	4	1	1	100.0%	29	7	0	0	0	1	0	0	0
10/13	@JAX	X	1	1	2	2	100.0%	41	7	0	0	0	1	0	1	0
10/20	@CHI	X	4	4	2	4	50.0%	39	10	0	0	0	0	2	2	0
10/27	ARI	X	4	4	1	2	50.0%	26	7	0	0	0	1	1	0	0
11/10	ATL	X	0	0	3	3	100.0%	47	9	0	0	0	2	2	0	0
11/17	@TB	X	4	4	2	2	100.0%	44	10	0	0	0	1	0	1	0
11/24	CAR	X	4	4	2	2	100.0%	41	10	0	0	0	0	1	1	0
11/28	@ATL	X	2	2	4	4	100.0%	47	14	0	0	0	1	1	0	0
12/8	SF	X	4	4	2	2	100.0%	55	10	0	0	0	0	0	1	1
12/16	IND	X	4	4	2	2	100.0%	33	10	0	0	0	1	1	0	0
12/22	@TEN	X	5	5	1	1	100.0%	47	8	0	0	0	0	0	1	0
12/29	@CAR	X	6	6	0	0	100.0%	0	6	0	0	0	0	0	0	0
2019 Season		16	48	49	32	36	85.7%	58	144	0	1	1	9	9	6	6

had 6-of-8 kickoffs sail into end zone for touchbacks...At Baltimore, Oct. 21, made 39-yard field goal and converted 3-of-3 PATs...At Minnesota, Oct. 28, made 3-of-3 field goal attempts, converted 3-of-3 PATs and had 5-of-7 kickoffs sail into end zone for touchbacks...Vs. L.A. Rams, Nov. 4, converted a season-long 54-yard field goal attempt, 6-of-6 PATs and watched five-of-eight kickoffs sail into the end zone for touchbacks...At Cincinnati, Nov. 11, converted 3-of-3 field goal attempts. Finished 6-for-6 on PATs. Tied a career-high with 15 points. Recorded one special teams tackle...Vs. Philadelphia, Nov. 18, converted 2-of-2 field goal attempts and all six PAT attempts. Recorded one special teams tackle...Vs. Atlanta, Nov. 22, nailed a 22-yard field goal, his only attempt, converted all four PATs and recorded one special teams stop...At Dallas Nov. 29, nailed a 33-yard field goal, his only PAT, and had all three kickoffs sail into end zone for touchbacks...At Tampa Bay, Dec. 9, made both field goals and both PATs...At Carolina, Dec. 17, made both field goals and had 3-of-4 kickoffs sail into back of end zone for touchbacks...Vs. Pittsburgh, Dec. 23, made 1-of-2 field goals and converted all four PATs. Made 26 consecutive field goals before his second attempt was blocked, moving past Andersen (11/1/92-9/12/93) for longest streak of consecutive field goals in club history...Vs. Carolina, Dec. 30, made both PATs and had all six kickoffs sail into end zone for touchbacks. Streak of consecutive games with at least one field goal ended at 36, the second-longest streak in NFL history...In the NFC Divisional playoff game vs. Philadelphia, 1/13/19, connected on a 45-yard field goal attempts with 11 seconds remaining in the first half and nailed another 39-yard field goal in the fourth quarter. Finished game 2-of-3 from field goal range and 2-of-2 on PATs...In the NFC Championship vs. L.A. Rams, 1/20/19, connected all three field goal attempts, both PAT attempts and had 5-of-6 kickoffs sail into the end zone for touchbacks. Scored a postseason career-high 11 points. **2017** - Converted 31-of-36 field goal attempts (86.1 %) and 47-of-50 PATs for 140 points in 16 games. His 31 field goals tied the team record shared by Andersen (1985) and Carney (2002). In making first four field goals of 2017, had a streak of 20 consecutive field goals until a miss vs. New England, Sept. 17, dating back to 2016 that was then tied for the second most consecutive field goal attempts in team history...Made 4-of-4 field goals at Minnesota, Sept. 11...Made a 41-yard field goal, tied career-high with 7-of-7 PATs and had 6-of-9 kickoffs sail into the

end zone for touchbacks vs. Detroit, Oct. 15...Made 2-of-2 on field goals at Green Bay, Oct. 22...Made 2-of-2 field goals, both PATs, had 4-of-5 kickoffs sail into end zone for touchbacks and on one that didn't, tackled RB Tarik Cohen at the Bears 42-yard line vs. Chicago, Oct. 29...Made 2-of-2 field goals, 5-of-6 PATs and had 8-of-9 kickoffs sail into end zone, six for touchbacks at Buffalo, Nov. 12...Converted 4-of-4 field goal attempts, including the game-winning 28-yard kick in overtime, as part of a career-high 14 points after drilling both PATs and had all seven of his kickoffs sail into the end zone for touchbacks vs. Washington, Nov. 19...Went 2-of-2 on both field goals at L.A. Rams, Nov. 26...Booted a 31-yard field goal vs. Carolina, Dec. 3...Converted a 34-yard field goal attempt at Atlanta, Dec. 7...Converted 23-yard field goal attempt vs. N.Y. Jets, Dec. 17...Converted all four field goals vs. Atlanta, Dec. 24...At Tampa Bay, Dec. 31, with a 48-yard kick, tied the club record for field goals with Andersen and Carney and finished season with 140 points...In NFC Wild Card Playoff vs. Carolina, 1/7/18, drilled a Saints postseason-long 57-yard field goal...In NFC Divisional Playoff vs. Minnesota, 1/14/18, drilled a 43-yard field goal with 25 seconds left to give New Orleans a 24-23 lead. **2016** - Signed by the Saints at the conclusion of the preseason and proceeded to have the most field goals (28) and points (133) by a New Orleans rookie kicker...Made 28-of-34 field goals (82.4 %), including making his last 14 attempts and was 49 of 50 on PATs...In NFL regular season debut at Oakland, Sept. 11, made 2-of-4 field goals and converted all four PATs, narrowly missing 61-yard attempt as time expired in 35-34 loss...Vs. Atlanta, Sept. 26, 57-yard field goal was tied for third-longest in club record books and the longest by a Saints rookie in team history. Also converted 3-of-3 PATs...In fourth quarter come-from-behind win at San Diego, Oct. 2, drilled all 5 PATs and had 4-of-6 kickoffs sail into the end zone for touchbacks...Vs. Carolina, Oct. 16, Drilled 2-of-3 field goals, including a 52-yard game winner with 11 seconds left, the first of his career, and all five PATs and had 5-of-8 kickoffs sail into the end zone for touchbacks. It was the longest game-winner by a Saint since Andersen's 53-yard kick at Cleveland on Oct. 28, 1984 as time expired for a 16-14 win, as Lutz was named NFC Special Teams Player of the Week...Vs. Seattle, Oct. 30, drilled all four field goals and his only PAT for 13 points and made a special teams tackle as he was named NFC Special Teams Player of the Week for the second time in three weeks, joining Reggie Bush (2006) and Thomas Morstead (2009) as only the third Saints rookie to earn the honor twice...Made all seven PATs, setting career-highs for both attempts and conversions vs. L.A. Rams, Nov. 27...Drilled both field goals and all six PATs at Arizona, Dec. 18...Made all three field goals, both PATs and drilled 4-of-6 kickoffs through end zone for touchbacks vs. Tampa Bay, Dec. 24.

COLLEGE - Played in 47 games (most in school history) for Georgia State, serving primarily as team's placekicker, adding punting duties as senior...Program's career leader in field goals (31), PATs (120) and points (213) and owns school's top punting average (42.8 avg.)...Finished career 31-of-46 on field goals (67.4 percent), with eight of his misses coming from beyond 48 yards...23-of-27 (85.2 percent) from inside the 40-yard line...Second-team All-Sun Belt at punter and nominated for the Ray Guy Award (nation's top punter) in 2015...Finished 7-of-8 on field goals and converted all 35 PATs in 2014, adding punting duties halfway through season...Kicked game-winning 26-yard FG vs. Abilene Christian with 4 seconds left...8-of-12 on field goals in 2013. Converted school-record 53-yard FG at No. 1 Alabama...Was 4-of-7 on field goals and 18-of-18 on PATs as true freshman...Graduated with criminal justice degree.

PERSONAL - Prepped at Northgate (Newnan, Ga.) HS, where he was a two-

VETERANS

time All-County selection by the *Newnan Times-Herald*...5-of-8 on field goals as senior, helping the team to an 11-1 finish...All-County soccer selection...Success on the field his first two seasons has been matched by his commitment to the community through various charitable appearances...Participated in the 2018 Saints Hall of Fame Golf Tournament in Biloxi, Miss...Participates in the club's annual Thanksgiving Dinner charity event at the Dryades YMCA...Participated with teammates in 2017 Saints/United Way Hometown Huddle Event at the Salvation Army of Greater New Orleans, showing children how to utilize fitness equipment that was installed...Visits patients at Ochsner Medical Center, as well as the annual Christmas visit organized by fellow specialist Thomas Morstead in 2017 and 2018...Rode in the Bacchus Mardi Gras parade in 2019.

WIL LUTZ

SCORING

Year	Team	GP	FG	FGA	Pct	Lg	Blk	XP	XPA	Pct	Blk	Points
2016	New Orleans	16	28	34	82.4	57	3	49	50	98.0	1	133
2017	New Orleans	16	31	36	86.1	53	0	47	50	98.0	0	140
2018	New Orleans	16	28	30	93.3	54	1	52	53	98.1	0	136
2019	New Orleans	16	32	36	88.9	58	0	48	49	98.0	0	144
NFL Totals		64	119	136	87.5	58	4	196	202	97.0	1	553

FIELD GOALS

Year	Team	1-19	Pct	20-29	Pct	30-39	Pct	40-49	Pct	50+	Pct
2016	New Orleans	1/1	100.0	7/7	100.0	9/11	81.8	8/8	100.0	3/7	42.9
2017	New Orleans	0/0	100.0	10/10	100.0	4/5	80.0	13/16	81.3	4/5	80.0
2018	New Orleans	1/1	100.0	5/5	100.0	9/9	100.0	11/12	91.7	2/3	66.7
2019	New Orleans	1/1	100.0	9/9	100.0	6/6	100.0	13/15	86.7	3/5	60.0
NFL Totals		3/3	100.0	31/31	100.0	28/31	90.3	45/51	88.2	12/20	60.0

ADDITIONAL STATISTICS: Special Teams Tackles – (2016, 1); (2017, 3); (2018, 3) **Total: 7;** Kickoff Touchbacks – (2016, 49); (2017, 58); (2018, 64); (2019, 74) **Total: 245;** Rushing – (2017, one four-yard carry) **Total: One four-yard carry.**

CAREER HIGHS: Field Goals Made – 4 (4x), last at New York Giants (9/30/18); Field Goal Attempts – 4 (5x), last at New York Giants (9/30/18); Longest Field Goal – 58, vs. Houston (9/9/19); Longest Field Goal Attempt – 61, vs. Oakland (9/11/16); PAT Made – 7 (2x), vs. Los Angeles Rams (11/27/16) and vs. Detroit (10/15/17); PAT Attempted – 7 (2x), vs. Los Angeles Rams (11/27/16) and vs. Detroit (10/15/17); Points – 15 (2x), last at Cincinnati (11/11/18); Consecutive FG Made – 26, (9/16-12/23/18); Kickoff Touchbacks – 8, vs. San Francisco (12/8/19).

POSTSEASON

SCORING

Year	Team	GP	FG	FGA	Pct	Lg	Blk	XP	XPA	Pct	Blk	Points
2017	New Orleans	2	2	3	66.7	57	0	7	7	100.0	0	13
2018	New Orleans	2	5	6	83.3	45	0	4	4	100.0	0	19
2019	New Orleans	1	2	3	66.7	49	0	2	2	100.0	0	8
NFL Totals		5	9	12	75.0	57	0	13	13	100.0	0	40

FIELD GOALS

Year	Team	1-19	Pct	20-29	Pct	30-39	Pct	40-49	Pct	50+	Pct
2017	New Orleans	0/0	-	0/0	-	0/0	-	1/1	100.0	1/2	50.0
2018	New Orleans	0/0	-	1/1	100.0	3/3	100.0	1/1	100.0	0/1	0.0
2019	New Orleans	0/0	-	1/1	100.0	0/0	-	1/2	100.0	0/0	-
NFL Totals		0/0	-	2/2	100.0	3/3	100.0	3/4	75.0	1/3	33.3

ADDITIONAL POSTSEASON STATISTICS: Kickoff Touchbacks – (2017, 11); (2018, 9); (2019, 5) **Total: 25.**

CAREER HIGHS: Field Goals Made – 3, vs. Los Angeles Rams (1/20/19); Field Goal Attempts – 3 (2x), last vs. Los Angeles Rams (1/20/19); Longest Field Goal – 57, vs. Carolina (1/7/18); Longest Field Goal Attempt – 57, vs. Carolina (1/7/18); PAT Made – 4, vs. Carolina (1/7/18); PAT Attempted – 4, vs. Carolina (1/7/18); Points – 14, vs. Los Angeles Rams (1/20/19); Kickoff Touchbacks – 6, vs. Carolina (1/7/18).



ERIK
McCOY

78

C/G

HEIGHT: 6-4 • WEIGHT: 315
COLLEGE: TEXAS A&M
JOINED SAINTS: D-2
NFL EXPERIENCE: 2
BORN: 8/27/97

NFL CAREER - Enters second season on the interior of the offensive line for the Saints after being selected in the second round of the 2019 NFL Draft as the highest drafted player by New Orleans from Texas A&M. Opened every regular season and postseason contest at center for New Orleans and was a consensus All-Rookie selection.

CAREER TRANSACTIONS - Signed by the Saints to a four-year contract, 5/10/19; Selected by New Orleans in the second round (48th overall) of the 2019 NFL Draft.

HONORS - **2019:** All-Rookie (*PFWA*, *The Athletic*);

2019 - Opened all 16 regular season games and Wild Card Playoff game vs. Minnesota, 1/5/20 at center, blocking for an offensive line that allowed just 25 sacks, tied for the third fewest in the NFL...Consensus All-Rookie selection...At Chicago, Oct 20 and vs. Arizona, Oct. 27, helped RB Latavius Murray rush for over 100 yards in back-to-back contests.

COLLEGE - Started all 39 games (37 at center, two at guard) that he appeared in over three seasons...Started and was a team captain for all 13 games in 2018, helping the Aggies gain 6,131 total net yards...Paved the way for the SEC's leading rusher in Trayveon Williams...Led the offense in gaining 500-or-more net yards of total offense in five games...Named SEC's Offensive Lineman of the Week following Texas A&M's victory over LSU...Started every game, lining up at center for 11 of 13 games and guard in the other two in 2017...Helped the Aggies average 406.8 yards per game (155.6 rushing and 251.2 passing)...Assisted the offense in gaining 350 or more yards of total offense in eight games...Earned the team's top academic award...Started all 13 games at center as a red-shirt freshman in 2016...Named Freshman All-SEC...Earned SEC Offensive Lineman of the Week honors after a standout performance in first career start vs. UCLA...Helped clear way for a balanced offense that gained 467.0 yards per game, (211.8 rushing and 250.0 passing)...Offense rushed for more than 200 yards in seven games and had 350-plus yards twice...Graduated with telecommunications degree.

PERSONAL - Prepped at Lufkin (Texas) HS...As a senior, graded out at 95 percent with an impressive 27 pancake blocks and 34 knockdowns...Selected as first-team All-District pick and second-team All-State as a senior...Also a first-team All-District pick as a junior...Erik Christopher McCoy was born on August 27, 1997 in Lufkin, Texas.

ERIK McCOY

Games Played/Started: New Orleans – (2019, 16/16) Totals: 16/16

POSTSEASON

Games Played/Started: New Orleans – (2019, 1/1) Totals: 1/1



TAQUAN
MIZZELL SR.

44

RB

HEIGHT: 5-10 • WEIGHT: 185
COLLEGE: VIRGINIA
JOINED SAINTS: FA-19
NFL EXPERIENCE: 3
BORN: 10/21/93

NFL CAREER - Originally signed as an undrafted free agent with the Ravens in 2017, Mizzell received his first chance to play with the Bears during the 2017 and 2018 campaigns appearing in 12 games with one start rushing for 16 yards on nine attempts, adding eight receptions for 78 yards, with one touchdown and seven kickoff returns for 106 yards (15.1 avg.). The versatile running back spent the entire 2019 season on the Saints practice squad. In 2020, Mizzell looks to build on his experience and compete for an active roster spot.

CAREER TRANSACTIONS - Signed by Saints to a reserve/future contract, 1/6/20; Signed to Saints practice squad, 9/1/19; Waived by Bears, 8/31/19; Signed to Bears active roster, 11/3/18; Signed to Bears practice squad, 9/2/18; Waived by Bears, 9/1/18 Claimed by Bears, 9/3/17; Waived by Ravens, 9/2/17, Signed as an undrafted free agent by Ravens, 5/5/17.

2019 - Spent entire season on the Saints practice squad. **2018** - Promoted from the Bears practice squad during Week Nine...Appeared in nine games (one start), rushing nine times for 16 yards and catching eight passes for 78 yards and a TD...Added seven kickoff returns for 106 yards...Rushed once for -1 yards in Wild Card playoff game vs. Philadelphia, 1/6/19. **2017** - Appeared in three games for the Bears as a rookie, recording no statistics.

COLLEGE - Played in 46 career games (22 starts) to finish as only player in ACC history with 1,500-plus rushing and 1,500-plus career receiving yards... Recorded 2,075 career rushing yards, 1,560 receiving yards and 683 kickoff return yards...Ranks No. 2 all time at UVA with 195 receptions, the most ever by an ACC RB...Had at least one catch in 45-straight games to end career...Named All-ACC honorable mention in 2016 after playing in all 12 games (11 starts) as senior. Had career-high 944 rushing yards and five rushing TDs, adding 52 receptions for 404 yards and two TDs...Graduated with an anthropology degree.

PERSONAL – Played RB at Bayside (Virginia Beach, Va.)...First Rivals.com five-star recruit to come to UVA since 2005...*Parade* All-American honorable mention...The No. 29 player in the nation by Rivals.com and the No. 5 running back in the class.

TAQUAN MIZZELL SR.

		RECEIVING						RUSHING					
Year	Team	GP	GS	No	Yds	Avg	Lg	TD	Att	Yds	Avg	Lg	TD
2017	Chicago	3	0	0	0	0.0	0	0	0	0	0.0	0	0
2018	Chicago	9	1	9	16	1.8	7	0	8	78	9.8	11	1
NFL Totals		12	1	9	16	1.8	7	0	8	78	9.8	11	1

		KICKOFF RETURNS					PUNT RETURNS					
Year	Team	No	Yds	Avg	Lg	TD	No	FC	Yds	Avg	Lg	TD
2018	Chicago	7	106	15.1	22	0	0	0	0	0.0	0	0
NFL Totals		7	106	15.1	22	0	0	0	0	0.0	0	0

CAREER HIGHS: Receptions – 2 (3x), last at San Francisco (12/23/18); **Receiving Yards** – 27, at San Francisco (12/23/18); **Long Reception** – 26, at San Francisco (12/23/18); **Receiving TDs** – 1, at Detroit (11/22/18); **Rushes** – 3, at N.Y. Giants (12/2/18); **Rushing Yards** – 7 (2x), last at N.Y. Giants (12/2/18); **Long Rush** – 7, at Detroit (11/22/18).

POSTSEASON

		RECEIVING						RUSHING					
Year	Team	GP	GS	No	Yds	Avg	Lg	TD	Att	Yds	Avg	Lg	TD
2018	Chicago	1	0	0	0	0.0	0	0	1	-1	-1.0	-1	0
NFL Totals		1	0	0	0	0.0	0	0	1	-1	-1.0	-1	0



TY
MONTGOMERY

88

HEIGHT: 6-0 • WEIGHT: 216
COLLEGE: STANFORD
JOINED SAINTS: UFA-20 (NYJ)
NFL EXPERIENCE: 6
BORN: 1/22/93

RB

NFL CAREER – Originally a third round draft pick (94th overall) of the Green Bay Packers in 2015 out of Stanford, this versatile back will look to compete for a roster spot by contributing on offense and special teams. Over the course of his five-year career, Montgomery has appeared in 58 games with 16 starts for the Packers, Ravens and Jets, carrying 224 times for 1,035 yards (4.6 avg.) with seven touchdowns and catching 120 passes for 982 yards (8.2 avg.) with three touchdowns.

CAREER TRANSACTIONS – Signed by the New Orleans Saints (UFA-NYJ), 5/15/20; Signed by the New York Jets (UFA-Bal.) to a one-year contract, 4/12/19; Traded by the Packers to the Baltimore Ravens for a 2020 seventh-round draft pick, 10/30/18; Placed by the Packers on Injured Reserve, 12/1/17; Placed by the Packers on Injured Reserve, 12/21/15; Signed by the Packers to a four-year con-

tract, 5/21/15; Selected by the Green Bay Packers in the third round (94th overall) of the 2015 NFL Draft.

2019 - Played in all 16 games with two starts in his first season with the New York Jets, carrying 32 times for 103 yards while also adding 13 receptions for 90 yards...Carried three times for 25 yards (8.3 avg.) and caught three passes for 15 yards (5.0 avg.) for a combined 40 yards from scrimmage vs. Cleveland, Sept. 16...Posted season-highs in rushing yards, rushing attempts, receiving yards, and yards from scrimmage when he carried nine times for 31 yards and caught three passes for 30 yards, combining for 61 total yards vs. Miami, Dec. 8. **2018** - Played in seven games for Packers before being traded to Ravens at midseason... Appeared in final six games for the Ravens...Caught 25 passes for 235 yards (9.4 avg.) and carried 41 times for 188 yards (4.6 avg.) and a touchdown in 13 games...Carried five times for 18 yards and caught two passes for 56 yards, combining for a season-high 74 yards from scrimmage vs. Buffalo, Sept. 30...Carried four times for 12 yards and a touchdown and caught two passes for 10 yards vs. San Francisco, Oct. 15...Had 51 rushing yards on eight attempts, both season highs, and caught three passes for 13 yards vs. Oakland, Nov. 25. **2017** - Played in eight games with five starts for the Packers and rushed for 273 yards and three TDs on 71 carries...Also posted 23 receptions for 173 yards (7.5 avg.) and a TD... Missed three games due to a rib injury and then was sidelined for the final five contests after being placed on Injured Reserve (wrist) on Dec. 1...Started and posted a career-high 19 carries for 54 yards and a TD vs. Seattle, Sept. 10... Rushed for 35 yards and a TD on ten carries, his second straight game with a rushing TD, and added a season-best 75 yards and a TD on six receptions (12.5 avg.) at Atlanta, Sept. 17...Led the offense with 33 rushing yards on five attempts (6.6 avg.) and added an 18-yard reception vs. Detroit, Nov. 6...Recorded 54 rushing yards and a TD on just six carries (9.0 avg.) at Chicago, Nov. 12. **2016** - Played in 15 games with six starts (at RB) for the Packers, seeing time on offense and special teams...Led the team with 457 rushing yards and three TDs on just 77 carries (5.9 avg.)...Among NFL running backs with 75-plus carries, ranked No. 1 in the league with an average of 5.94 yards per carry...Had 44 catches for 348 yards (7.9 avg.) and 18 kickoff returns for 366 yards (20.3 avg.)...Only NFL player with 75-plus rushing attempts, 40-plus receptions and 15-plus kickoff returns, becoming the first player in Packers history to eclipse each of those marks in a single season...Over the final five regular-season games, rushed for 310 yards and three TDs on 48 carries (6.5 avg.)...Was inactive for one contest (Week 8 at Atlanta, illness)...Started all three postseason contests and rushed for 91 yards and two TDs on 25 carries (3.6 avg.)...Added 10 receptions for 77 yards (7.7 avg.)...Registered a career-high 10 catches for a career-best 98 yards (9.8 avg.), with six of the catches going for first downs, vs. Dallas, Oct. 16...Had two kickoff returns for 64 yards (32.0 avg.), highlighted by a season-long 40-yard return in the fourth quarter...Made his first career start at RB, finishing with 60 yards rushing on nine carries (6.7 avg.) and 10 catches for 66 yards (6.6 avg.) vs. Chicago, Oct. 20...Started at RB and led the team with 53 rushing yards on seven carries (7.6 avg.) vs. Indianapolis, Nov. 6...Led the team with 40 rushing yards on just six carries (6.7 avg.). Also had two receptions for 16 yards (8.0 avg.) and a 39-yard kickoff return vs. Houston, Dec. 4...Started at RB and led the team with 41 rushing yards on nine

carries (4.6 avg.). Posted his first career rushing score vs. Seattle, Dec. 11...At Chicago, Dec. 18, Started at RB and registered a career-high 162 yards and a career-best two TDs on just 16 carries (10.1 avg.) at Chicago, Dec. 18...Started at RB and led the team with 47 yards rushing and two TDs on 11 carries (4.3 avg.) in the NFC Divisional round at Dallas, 1/15/17. **2015** - Played in six games with three starts at WR for Packers, seeing action on offense and special teams...Caught 15 passes for 136 yards (9.1 avg.) and two TDs...Posted a 31.1-yard average on seven kickoff returns and rushed for 14 yards on three carries (4.7 avg.)...Missed eight contests due to an ankle injury (Weeks 8-15) before being placed on Injured Reserve, Dec. 21 for the final two regular-season games and both playoff contests...Served as the primary kickoff returner, posting a 35.3-yard average on his three returns, registered a 41-yard return on his first career return and added a career-long 46-yard return at Chicago, Sept 13...Saw first action of career on offense, catching four passes for 37 yards (9.3 avg.) vs. Seattle, Sept. 20...Caught two passes for 14 yards (7.0 avg.), highlighted by the first TD of his career, vs. Kansas City, Sept. 28. Also posted a 32.0-yard average on two kickoff returns...Made the first start of his NFL career and caught three passes for 15 yards (5.0 avg.), at San Francisco, Oct. 4. Also registered the first rushing attempts of his pro career, picking up 10 yards on two carries (5.0 avg.)...Started and caught a season-high four passes for a season-best 59 yards (14.8 avg.) and a career-long 31-yard TD vs. St. Louis, Oct. 11...Started and posted two catches for 11 yards (5.5 avg.) and a four-yard run vs. San Diego, Oct. 18.

COLLEGE - Played in 49 games with 26 starts and caught 172 passes for 2,125 yards (12.4 avg.) and 15 TDs at Stanford...Added 334 rushing yards and four TDs on 39 carries (8.6 avg.)...Finished his career as the school's all-time leader in kickoff return yards with 2,493, besting Chris Owosu's mark (2,132, 2008-11)...Registered a 27.4-yard average on 91 career kickoff returns and a 19.8-yard average on 12 career punt returns...Posted 5,190 all-purpose yards in his career, the fourth most in school history behind Darrin Nelson, Glyn Milburn and Troy Walters...Earned his degree in political science.

PERSONAL - Prepped at St. Mark's School of (Dallas) Texas, where he was a five-sports star in football, baseball, track, basketball and lacrosse...He played as a WR, RB and QB for the Lions. As a senior, he had 823 rushing yards on 93 carries and 17 catches with 10 total touchdowns. He had 118 catches and 36 total touchdowns during high school career...As a standout track & field athlete, Montgomery competed as a sprinter and long jumper. At the 2011 SPC Championships, he earned first-place finishes in both the 100-meter dash (10.81 s) and 200-meter dash (22.20 s), while also anchoring the 4x100 squad to victory (43.15 s)...He posted a career-best leap of 6.55 meters (21 ft, 3 in) in the long jump at the 2011 Lancaster Meet of Champions...Working to support the forgotten youth in our society, founded the My 10 Percent Foundation, whose goal is to give today's youth hope for a future that they desire and faith that what they desire's possible...Their mission's to assist with the development of fostered youth and raise awareness about the importance of fostering and support the protection and care of those who have suffered from human trafficking and to raise awareness about this issue to find solutions to end this practice...The only child of Lisa

VETERANS

Montgomery, raised alongside 17 foster brothers...He and his mother during his Packers tenure worked with the Wisconsin based Coalition for Children, Youth & Families that supports people who are changing lives through foster care and adoption by connecting them to information, training, and support they need to succeed. Its mission is to inspire, inform and support individuals and families caring for children touched by foster care and adoption...Served on the Board of Directors for Eye Heart World, whose mission is to fight and care for United States victims of human trafficking, something he feels ties into another of his passions, foster care...Ty Anthony Montgomery II was born in Jackson, Miss.

TY MONTGOMERY

RUSHING									RECEIVING				
Year	Team	GP	GS	Att	Yds	Avg	Lg	TD	No	Yds	Avg	Lg	TD
2015	Green Bay	6	3	3	14	4.7	9	0	15	136	9.1	31t	2
2016	Green Bay	15	6	77	457	5.9	61	3	44	348	7.9	24	0
2017	Green Bay	8	5	71	273	3.8	37t	3	23	173	7.5	23	1
2018	GB-Bal.	13	0	41	188	4.6	16	1	25	235	9.4	43	0
2019	N.Y. Jets	16	2	32	103	3.2	15	0	13	90	6.9	21	0
NFL Totals		58	16	224	1,035	4.6	61	7	120	982	8.2	43	3


PUNT RETURNS							KICKOFF RETURNS					
Year	Team	No	FC	Yds	Avg	Lg	TD	No	Yds	Avg	Lg	TD
2015	Green Bay	0	0	0	-	-	0	7	218	31.1	46	0
2016	Green Bay	0	0	0	-	-	0	18	366	20.3	40	0
2018	Green Bay	0	0	0	-	-	0	10	210	21.0	27	0
2019	N.Y. Jets	0	0	0	-	-	0	18	364	20.2	34	0
NFL Totals		0	0	0	-	-	0	53	1158	21.8	46	10

CAREER HIGHS: **Receptions** – 10 (2x), last vs. Chicago (10/20/16); **Receiving Yards** – 98, vs. Dallas (10/16/16); **Long Reception** – 43, vs. Buffalo (10/30/18); **Receiving TDs** – 1 (10x), last at Seattle (9/22/19); **Rushes** – 19, vs. Seattle (9/10/17); **Rushing Yards** – 161, at Chicago (12/18/16); **Long Rush** – 61, at Chicago (12/18/16); **Rushing TDs** – 2, at Chicago (12/18/16); **Total Yards From Scrimmage** – 163, at Chicago (12/18/16); **Touches** – 23, vs. Seattle (9/10/17); **Kickoff Returns** – 4 (3x), last at Baltimore (12/12/19); **Kickoff Return Yards** – 106, at Chicago (9/13/15); **Long Kickoff Return** – 46, at Chicago (9/13/15).

RUSHING									RECEIVING				
Year	Team	GP	GS	Att	Yds	Avg	Lg	TD	No	Yds	Avg	Lg	TD
2016	Green Bay	3	3	25	91	3.6	15	2	10	77	7.7	34	0
2018	Baltimore	1	0	0	0	-	-	0	0	0	-	-	0
NFL Totals		4	3	25	91	3.6	15	2	10	77	7.7	34	0

		PUNT RETURNS						KICKOFF RETURNS				
Year	Team	No	FC	Yds	Avg	Lg	TD	No	Yds	Avg	Lg	TD
2018	Baltimore	0	0	0	-	-	0	6	106	17.7	24	0
NFL Totals		0	0	0	-	-	0	6	106	17.7	24	0

POSTSEASON CAREER HIGHS: **Receptions** – 6, at Dallas (1/15/17); **Receiving Yards** – 41, vs. New York Giants (1/8/17); **Long Reception** – 34, vs. New York Giants (1/8/17); **Receiving TDs** – 0; **Rushes** – 11 (2x), last at Dallas (1/15/17); **Rushing Yards** – 47, at Dallas (1/15/17); **Long Rush** – 15, at Dallas (1/15/17); **Rushing TDs** – 2, at Dallas (1/15/17); **Total Yards From Scrimmage** – 81, at Dallas (1/15/17); **Kickoff Returns** – 6, vs. Los Angeles Chargers (1/6/19); **Kickoff Return Yards** – 106, vs. Los Angeles Chargers (1/6/19); **Long Kickoff Return** – 24, vs. Los Angeles Chargers (1/6/19); **All Purpose Yards** – 106, vs. Los Angeles Chargers (1/6/19).



THOMAS MORSTEAD

6

P

HEIGHT: 6-4 • WEIGHT: 235
COLLEGE: SOUTHERN METHODIST
JOINED SAINTS: D5-09
NFL EXPERIENCE: 12
BORN: 3/8/86

NFL CAREER – The club's fifth round draft choice (164th overall) in 2009 from Southern Methodist University, Morstead has been a weapon in the field position game with his strong leg, outstanding placement abilities and booming kickoffs. In eleven seasons, he has a gross average of 46.9 on 630 punts with a 41.6 net and 228 punts inside the 20-yard line, while also booming 259 kickoffs in the end zone for touchbacks. During the 2019 season, Morstead finished the regular season ranked eighth on the Saints all-time games played list (174) and fifth in the NFL in net punting average (43.1), while holding for all field goal and extra point attempts. Morstead has the second-highest career net punting average in NFL history.

CAREER TRANSACTIONS – Signed to a five-year contract extension, 3/16/18; Agreed to terms on a six-year contract extension, 7/26/12; Signed to a four-year contract, 7/30/09; Selected in the fifth round (164th overall) of 2009 NFL Draft.

HONORS – **2019:** Special Teams Player of the Month (September); NFC Special Teams Player of the Week (Weeks Three and Seven); **2018:** Pro Football Focus Special Teams Player of the Year and first-team All-Pro; **2014:** Saints Man of the Year (NFL Walter Payton Man of the Year Award club nominee); **2012:** Pro Bowl; *Associated Press* second-team All-Pro; All-Pro (*Sports Illustrated*, NFL.com); **2011:** USA Today All-Joe. **2009:** NFC Special Teams Player of the Week (Week 11); NFC Special Teams Player of the Week (Week 17).

2019 – Played in all 16 regular season games and punted 60 times for 2,770 yards (46.2 gross), a 43.1 net average and 29 pinned inside-the-20. Holder on all field goal and PAT attempts...Vs. Houston, Sept. 9, punted twice for 88 yards, a gross punting average of 44.0 and a 44.0 net. Morstead dropped his 200th career punt inside the 20-yard line with his 35-yard punt with 9:15 to play in the first quarter. He also dropped a fourth quarter 53 yard punt at the Houston four-yard line, where it was placed to go out of bounds...At L.A. Rams, Sept. 15, punted five times for 244 yards, a gross punting average of 48.4 and a 44.0 net...At Seattle, Sept. 22, punted six times for 324 yards, a gross punting average of 54.0 and a 52.0 net with four inside the 20-yard line. Dropped three of his six punts inside the Seahawks ten-yard line, two inside the five...Vs. Dallas, Sept. 29, punted four times for 174 yards, a 43.5 gross punting average and a 40.0 net with two inside the 20-yard line...Vs. Tampa Bay, Oct. 6, three days after being named the September NFC Special Teams Player of the Month, punted three times for 113 yards, a 37.7 gross and net punting average and dropped a punt inside the 20-yard

line...At Jacksonville, Oct. 13, punted six times for 251 yards (41.8 avg.) with five inside the 20...At Chicago, Oct. 20, punted four times for 169 yards (42.3 avg.) and two inside the 20...Vs. Arizona, Oct. 27, punted twice for 88 yards (44.0 avg.) including a 50-yard punt with 9:14 left...Vs. Atlanta, Nov 10, tallied four punts for 192 yards, averaging 48.0 yards per punt, downing two inside Atlanta's 20, and a long of 51 yards...At Tampa Bay, Nov. 17, punted three times for 126 yards (42.0 avg.) with two inside the 20...Vs. Carolina, Nov. 24, averaged 49.3 yards on three punts, including a long of 54...At Atlanta, Nov. 28, punted four times for 194 yards (48.5 avg.) and one inside the 20...Vs. San Francisco, Dec. 8, punted once for 45 yards...Vs. Indianapolis, Dec. 16, averaged 43.5 yards on two punts, including one that was downed inside the 20-yard line. Morstead played in his 172nd career game, breaking a tie with DL Wayne Martin for sole possession of eighth place on the club's all-time games played list...At Tennessee, Dec. 22, punted five times for 244 yards (48.8 avg.) with two inside the 20...At Carolina, Dec. 29, punted six times for 283 yards with a gross of 47.2, a net of 46.5 with two inside-the-20-yard line...In the Wild Card Round vs. Minnesota, 1/5/20, punted five times for 229 yards with a gross of 45.8, a net of 42.4 and one inside-the-20 yard line. **2018** - Played in all 16 regular season games and punted 43 times for 1,996 yards (46.4 avg., 43.2 net avg.) with four touchbacks, with 15 pinned inside the opponent 20-yard line and a long of 60 yards. Holder on all extra point and field goal attempts...Punted three times for 156 yards, a gross punting average of 52.0 and a 45.7 net in opener vs. Tampa Bay, Sept. 9...Punted four times for 179 yards, a gross and net average of 44.8 with two inside-the-20-yard line vs. Cleveland, Sept. 16...Punted four times for 202 yards, a gross punting average of 50.5 and a 42.5 net, with two inside-the-20 at Atlanta, Sept. 23...Punted twice for a 95 yards (47.5 gross/net punting average) with a long of 51 yards at N.Y. Giants, Sept. 30...At Baltimore, Oct. 21, punted twice for 88 yards for a gross punting average of 44.0 and a 40.0 net with a long of 52 yards. Kicked off once...Punted twice for a total of 86 yards and a 41.0 net with a long of 56 at Minnesota, Oct. 28...Punted twice for 67 yards with a gross/net of 33.5 with one inside-the-20 and became 13th Saint to play in 150 games for New Orleans vs. L.A. Rams, Nov. 4... Vs. Philadelphia, Nov. 18, punted twice for 99 yards and a 50.5 net with a long of 50...Punted three times for 144 yards and a 41.3 net with a long of 56 vs. Atlanta, Nov 22...Punted four times for 206 yards with a 44.5 net punting average and a long of 57 at Dallas, Nov. 29...Punted three times for 155 yards and a 41.7 net with a long of 60 yards at Tampa Bay, Dec. 9...Punted four times for 168 yards and a 41.8 net with a long of 46 yards at Carolina, Dec. 17...Punted three times for 141 yards and a 47.0 net with a long of 56 yards, that was ruled out of bounds at the three-yard line vs. Pittsburgh, Dec. 23...Punted season-high five times for 210 yards with a 42.0 net and gross vs. Carolina, Dec. 30...Punted three times for 134 yards and a net of 44.7 with a long of 50 yards in the NFC Divisional Playoff vs. Philadelphia, 1/13/19...Punted four times for 171 yards with a gross and net of 42.8 with two punts inside-the-20 in NFC Championship vs. L.A. Rams, 1/20/19. **2017** - Played in all 16 games and punted 60 times for 2,822 yards (47.0 avg., 42.2 net avg.) with two touchbacks, 26 pinned inside the opponent 20-yard line and a long of 68 yards. Holder on all PAT and field goal attempts...Launched a season-long 68-yard punt with a gross average of 57 and net of 53.3 with one touchback on three punts in the opener at Minnesota, Sept. 11...Had seven punts

PUNTING LEADER

Thomas Morstead was the first punter drafted by the Saints since 1984. The club's fifth round draft choice (164th overall) in 2009 from SMU, Morstead's been a weapon in the field position game with his strong leg, outstanding placement abilities and booming kickoffs. In 11 seasons, he has a gross average of 46.9 on 630 punts with a 41.6 net and 228 punts inside the 20-yard line, while also booming 259 kickoffs in the end zone for touchbacks. Morstead is ranked eighth on the club's all-time games played list with 174 regular season appearances and his consistency carried over to 2019, where he finished the regular season fifth in the National Football League in net punting average (43.1).

2018 NET PUNTING AVERAGE LEADERS

Rk.	Player, Team	Net Avg.
1.	Thomas Morstead, NO	43.2
2.	Johnny Hekker, LAR	43.0
3.	Rigoberto Sanchez, Ind.	42.7

2019 NET PUNTING AVERAGE LEADERS

Rk.	Player, Team	Net.
1.	Logan Cooke, Jax.	44.5
2.	Bryan Anger, Hou.	44.5
3.	Tress Way, Was.	44.1
4.	Brett Kern, Ten.	43.1
5.	Thomas Morstead, NO	43.1

HIGHEST CAREER NET PUNTING AVERAGE IN NFL HISTORY

(MIN. 250 PUNTS, RECORDED SINCE 1976)

Rk.	Player, Team	Net Avg.
1.	Johnny Hekker, LAR (2012-)	43.3
2.	Thomas Morstead, NO (2009-)	41.6
3.	Riley Dixon, Den., NYG (2016-)	41.4

for 344 yards with a 49.1 avg., with a season-high three landing inside the 20-yard line, including a 67-yard bomb vs. Detroit, Oct. 15...Punted seven times for a season-high 371 yards (53.0 avg., 44.6 net avg.) with two downed inside the opponent 20-yard line, at the L.A. Rams, Nov. 26...At Tampa Bay, Dec. 31, punted four times for 185 yards with a 46.3 gross and net punting average, three pinned inside-the-20 yard line. Played in two postseason games recording eight punts for 375 yards (46.9 avg., 40.6 net avg.) with one touchback, two downed inside the 20-yard line, including a 57-yard punt in NFC Wild Card Playoff vs. Carolina, 1/7/18...Punted four times for 192 yards (48.0 gross avg.), made first career postseason special teams stop and participated in the final two-point attempt in NFC Divisional Playoff at Minnesota, 1/14/18. **2016** - Played in all 16 games and punted 57 times for 2,751 yards (48.3 gross avg., 42.4 net avg.) with five touchbacks, 22 inside the 20-yard line and a season-long of 66. Held on PAT and field goal attempts...Booted

season-long 66-yard punt with a gross of 54.7 and net of 44.9 on seven punts at N.Y. Giants, Sept. 18...Had five punts for 256 yards (51.2 avg., 45.2 net avg.) with a 62-yarder and one punt downed inside the 20-yard line at San Diego, Oct. 2...Had four punts for 211 yards (52.8 avg., 44.8 net avg.) and one punt downed inside the 20 vs. Carolina, Oct. 16...Punted four times for 210 yards (52.5 avg., 46.8 net avg.) with two punts downed inside the 20-yard line at San Francisco, Nov. 6...Punted four times for a 44.8-yard average and landed two inside the 20 vs. Los Angeles, Nov. 27. **2015** - Played in 14 games and punted 56 times for 2,551 yards, putting 20 of his punts inside the 20-yard line. Posted a 45.6 gross punting average with a net of 40.7. Added 22 kickoffs, 16 of which were touchbacks...In opener at Arizona, Sept. 13, punted four times for 171 yards (42.8 gross avg., 39.0 net avg.). Put all six kickoffs into the end zone, with five touchbacks...In 100th career game vs. Dallas, Oct. 4, punted three times for 123 yards with a 41.0

2019 GAME BY GAME

PUNTING

Date	Opp.	GP	NO	YDS	GROSS	NET AVG	TB	IN20	LG	BLK
9/9	HOU	X	2	88	44.0	44.0	0	2	53	0
9/15	@LAR	X	5	244	48.8	40.4	0	3	55	0
9/22	@SEA	X	6	324	54.0	52.0	0	4	64	0
9/29	DAL	X	4	174	43.5	40.0	0	2	50	0
10/6	TB	X	3	113	37.7	37.7	0	1	41	0
10/13	@JAX	X	6	251	41.8	41.8	0	5	51	0
10/20	@CHI	X	4	169	42.3	40.8	0	2	58	0
10/27	ARI	X	2	88	44.0	40.0	0	0	50	0
11/10	ATL	X	4	192	48.0	39.8	0	2	51	0
11/17	@TB	X	3	126	42.0	39.7	0	2	52	0
11/24	CAR	X	3	148	49.3	42.7	1	0	54	0
11/28	@ATL	X	4	194	48.5	48.5	0	1	53	0
12/8	SF	X	1	45	45.0	42.0	0	0	45	0
12/16	IND	X	2	87	43.5	43.5	0	1	47	0
12/22	@TEN	X	5	244	48.8	41.4	0	2	53	0
12/29	@CAR	X	6	283	47.2	46.5	0	2	58	0
2019 Season		16	60	2,770	46.2	43.1	1	29	64	0

gross/net punting average. Put all four of his kickoffs into the end zone, with three touchbacks...Inactive (quad) at Philadelphia, Oct. 11, and vs. Atlanta, Oct. 15, breaking a streak of 100 consecutive regular season contests played...Returned to action at Indianapolis, Oct. 25, and punted a career-high 10 times for a career-high 487 yards (48.7 gross avg.), with a net of 42.9 and a long of 58. Placed five inside the 20-yard line with a touchback...Punted six times for 281 yards (46.8 avg.) with a 41.7 net and pinned two inside the 20 at Houston, Nov. 29...Punted five times for 204 yards vs. Carolina, Dec. 6, with both a gross and net punting average of 40.8, with two punts pinned inside the 20 and a long of 49...Became only the second Saint with 400 punts at Tampa Bay, Dec. 13. Punted four times for 175 yards (43.8 avg., 33.8 net avg.), with two punts pinned inside the 20-yard line, and a long of 53...In the season finale at Atlanta, 1/3/16, punted two times for 105 yards with one pinned inside the 20-yard line and a long of 55. **2014** - Played in all 16 games. Finished with 58 punts for 2,690 yards, a gross average of 46.4 yards per punt, and a net of 42.9 yards. Placed 19 punts inside the 20-yard line. 40 of his kickoffs sailed into the end zone for touchbacks. Finished first in the NFC and second in the NFL in net average (42.9). Also recorded one special teams tackle. Averaged 50.5 yards on two punts, with both sailing into end zone at Atlanta, Sept. 7...Booted four punts for 168 yards at Detroit, Oct. 19...In a contest that featured no punts for either club, sent all eight kickoffs into the end zone for touchbacks vs. Green Bay, Oct. 26...Punted four times for 187 yards with gross and net averages of 46.8 yards at Carolina, Oct. 30...Punted six times for 299 yards (49.8 avg., 42.0 net avg.) while landing one kick inside the 20-yard line vs. San Francisco, Nov. 9...Recorded gross 48.5 avg. on three punts at Pittsburgh, Nov. 30...Punted five times for 217 yards and added a special teams tackle at Chicago, Dec. 15...Punted four times for 200 yards, with a gross average of 49.5 yards per kick with a net average of 49.5, including a season-long 63-yard kick vs. Atlanta, Dec. 21...Recorded season-high gross average of 52.0 in season finale at Tampa Bay, Dec. 28...Selected as the Saints' nominee for the 2014 Walter Payton NFL Man of the Year Award. **2013** - Posted a gross punting average of 46.9, fifth

in the NFC and eighth in the NFL and a net of 42.3, second in the conference and fourth in the league. His 52 touchbacks on kickoffs tied for second in NFC and fourth in NFL. Also recorded a special teams tackle. In two playoff games, had a 37.1 gross average and a 32.3 net with one kickoff sailing into the end zone for a touchback...Averaged 49.3 yards on three punts, including two inside the 20 in opener vs. Atlanta, Sept. 8. Also, all six of kickoffs sailed into end zone for touchbacks...Placed season-high four of his punts inside the 20 at Tampa Bay, Sept. 15...Recorded a 49.5 gross punting average and a 45.8 net vs. Arizona, Sept. 22...Averaged 47.3 yards on three punts, including a 45.7 net and one inside the 20 vs. Miami, Sept. 30. Also placed six-of-seven kickoffs in the end zone, with five touchbacks...Recorded touchbacks on all six kickoffs vs. Buffalo, Oct. 27...Had a 51.3 gross average on three punts and 43.7 net, including one inside the 20 vs. San Francisco, Nov. 17 and recorded touchbacks on all five kickoffs...Averaged 49.5 yards on four punts, including a net of 42.0, in a win at Atlanta, Nov. 21...Averaged 49.0 yards on six punts, including a net of 46.2 at Seattle, Dec. 2...Averaged 53.5 yards on two punts with a 50.0 net average at St. Louis, Dec. 15...Punted seven times for 340 yards (48.6 gross) with a 42.9 net average at Carolina, Dec. 22. **2012** - Posted a gross punting average of 50.1, which ranked first in the NFC and second in the NFL and a net punting average of 43.2, which ranked second in both conference and league. Both totals were franchise records and his net at the time was the fourth-highest single-season total in NFL record books. His 45 touchbacks on kickoffs were tied for third in NFC and sixth in NFL. Added two special teams tackles. Selected to Pro Bowl...In opener vs. Washington, Sept. 9, averaged a 55.6 gross average on five punts, posting a season-high 48.8 net, also sending four kickoffs for touchbacks...Recorded season-high 55.8 gross average, including a career-long 70-yard punt vs. Kansas City, Sept. 23...Posted four punts for 205 yards (51.3 gross), including a 47.5 net and two punts downed inside the 20 and four touchbacks on kickoffs at Tampa Bay, Oct. 21...Dropped season-high four punts inside the 20-yard line at Denver, Oct. 28 on eight punts for a total of 413 yards (51.6 gross)...Booted season-high six touchbacks on kickoffs vs. Atlanta, Nov. 11, also posting 50.0 gross and 48.2 net punting averages. **2011** - Appeared in all 16 games, finishing with 46 punts for 2,224 yards with a 48.3 gross average (43.1 net), with 13 punts inside the 20-yard line. Net average was then ranked third in NFL single-season record books. Finished ranked second in the NFC and fourth in the NFL in gross average and second in both the conference and the league in net. Set NFL record with 68 touchbacks on kickoffs. Appeared in both playoff games and punted five times for 227 yards (45.4 gross punting average, 43.6 net), dropping two inside the 20-yard line and a long of 60, while 9-of-13 kickoffs went for touchbacks...Averaged 45.8 yards (46.6 net) on five punts totaling 229 yards vs. Chicago, Sept. 18...Punted three times for 148 yards (49.3 gross, 47.7 net) vs. Houston, Sept. 25...Punted a season-high six times for 282 yards and placed three punts inside the 20-yard line at St. Louis, Oct. 30...Punted five times for 202 yards (40.4 gross), including a 64-yard punt, at Atlanta, Nov. 13...Punted four times for 179 yards and placed two punts inside the 20 vs. Detroit, Dec. 4...Averaged 49.8 yards on five punts (249 yards) at Tennessee, Dec. 11...Sent six-of-seven kickoffs into end zone for five touchbacks in the NFC Wild Card Playoff vs. Detroit, 1/7/12...Punted five times for 227 yards (45.4 avg.) with two punts inside the 20-yard line in the NFC Divisional Playoff at San Francisco,

1/14/12. **2010** - Appeared in all 16 regular season games, finishing with 57 punts for 2,188 yards for then-club-record 45.9 gross average (38.4 net), with 21 downed inside the 20-yard line. Ten of his kickoffs went for touchbacks. Added one special teams tackle. Ranked third in the NFC and sixth in the NFL in gross punting average and fifth in the conference in net...In NFC Wild Card game at Seattle, 1/8/11, punted four times for a 47.8 gross average (44.8 net) with a long of 55...In NFL opener vs. Minnesota, Sept. 9, punted five times for a gross avg. of 43.2 yards, with a long of 58, two downed inside the 20, also with one touchback on a kickoff...Averaged 46.7 yards on six punts, putting four inside the 20-yard line and reaching touchbacks on two of his kickoffs at San Francisco, Sept. 20... Averaged a 53.3 gross on three punts vs. Carolina, Oct. 3...Punted four times for 204 yards (51.0 gross), with a long of 56, pinning one at the Browns two-yard line vs. Cleveland, Oct. 24...Dropped three of his punts inside the 20-yard line vs. Pittsburgh, Oct. 31...Averaged 46.4 yards on five punts, landing three inside the 20-yard line, including a 63-yard punt to pin the Panthers inside their own 10-yard line at Carolina, Nov. 7...Hit a 64-yarder, punting twice for an average of 60.0 yards (53.5 net) on Thanksgiving at Dallas, Nov. 25, setting career-highs in gross and net averages...Averaged a 45.3 gross on seven punts with a 41.6 net and had two kickoffs go for touchbacks at Atlanta, Dec. 27. **2009** - Played in all 16 regular season games, finishing with a 43.6 gross average and 36.0 net on 58 punts, with 18 downed inside the 20. Also handled kickoff chores for 15 games and put 58-of-99 kicks into the end zone with 27 going for touchbacks, the fourth-highest NFL total. Named NFC Special Teams Player of the Week twice, the only Saints punter to receive the honor two times in a season and became only the second Saints rookie to earn conference weekly honors twice. In the postseason, had a 47.5 gross punting average and an NFL-leading 44.8 net on 13 punts, pinning opponents six times inside their 20-yard line. An NFL-high 6-of-19 kickoffs were for touchbacks...Punted twice in his NFL debut in the season opener vs. Detroit, Sept. 13, averaging 48 yards per kick and putting six-of-eight kickoffs into the end zone, three for touchbacks...Averaged 52.0 gross and 50.3 net on three punts at Philadelphia, Sept. 20, including a 60-yarder, putting one inside the Eagles 20...Put two punts inside the 20 and knocked all five kickoffs into the end zone with four touchbacks vs. N.Y. Jets, Oct. 4...On four punts vs. N.Y. Giants, Oct. 18, averaged 45 yards and made first career tackle with a touchdown-saving stop on kickoff coverage...Punted three times vs. Carolina, Nov. 8, averaging 38.7 yards with his last punt downed at the Panthers two-yard line with defensive lineman Anthony Hargrove causing a fumble he recovered and returned for a touchdown on next play. Also had two touchbacks...Turned in an outstanding performance at Tampa Bay, Nov. 22, resulting in his first career NFC Special Teams Player of the Week honors, dropping two punts inside the five-yard line and averaging 48.8 gross and 46.0 net on four punts. Put six-of-seven kickoffs into the end zone, with four going for touchbacks...Averaged 43.3 yards on three punts and also knocked all seven of his kickoffs into the end zone with four touchbacks vs. New England, Nov. 30...Averaged 50.3 yards on his four punts with a long of 57 vs. Dallas, Dec. 19...Became second Saints punter in club history to capture NFC Special Teams Player of the Week twice, the first to do so in the same season, when he punted nine times for 46.3 gross and 42.3 net averages as seven of his kicks landed inside the 20-yard line, four inside the 10, at Carolina,

1/3/10...Had postseason club-record 66-yard punt and put seven-of-eight kick-offs in end zone with three for touchbacks in NFC Divisional game vs. Arizona, 1/16/10...Punted seven times for 51.3 gross and 49.1 net averages, dropping four inside the 20 and putting three kickoffs in end zone for touchbacks in NFC Championship Game vs. Minnesota, 1/24/10...In Super Bowl XLIV vs. Indianapolis, 2/7/10, punted twice for a 44-yard gross and net average with one downed at the six-yard line and successfully executed an onside kick at the start of the second half that was recovered by New Orleans and led to a TD.

COLLEGE - Four-year letterman, handling both punting and placekicking duties for Southern Methodist...Averaged 43.4 yards on 166 career punts, including 59 downed inside the 20...Finished career ranked fifth in SMU history with 217 points, including school-record streak of 78-straight PATs...Earned honorable mention All-Conference USA honors as a senior after averaging 41.8 yards on 59 punts (2,465 yards) with 20 downed inside the 20...As junior, earned All-Conference USA first-team, leading the conference and ranking eighth in nation with a 44.6 yard gross average that ranked third all-time in school record books on 57 punts, including 21 inside the 20...All-Conference USA third-team choice, Academic All-C-USA pick and recipient of the school's special teams award as sophomore in 2006...Redshirted as freshman...Mechanical engineering major.

PERSONAL - Attended Pearland (Texas) HS, where he received second-team All-District and was named Brazoria County Special Teams MVP as a senior, serving as both kicker and punter...Also lettered in soccer and was a member of the National Honor Society, adding Academic All-State...At the St. Baldrick's Foundation fundraiser, had his hair, which hadn't been cut since 2011, shaved in 2013 to help raise \$130,000 for children's cancer research...Has participated in several Verizon fan engagement events...Visited John James Audubon Elementary School in Kenner in 2012 to lead a pep rally celebrating the school's first place win in the National Football League's Fuel Up to Play 60 "Top That!" Pizza Recipe Contest...Has annually participated with his teammates in Thanksgiving turkey giveaways at the Dryades YMCA...Teamed up with the Tipitina's Foundation to provide the James M. Singleton Charter School Marching Band with 24 new instruments...Focuses majority of his efforts in the community on cancer-related and child-related initiatives through his foundation, "What You Give Will Grow" (Website, www.wywgw.org), established in 2012. Annually, he along with other teammates, have visited Ochsner Medical Center, delivering Christmas gifts to pediatric, cancer and transplant patients with his foundation donating the gifts for the patients...Hosts an annual celebrity waiter event to support charities through his foundation...Participated in the 2016 Saints/United Way Hometown Huddle at the Salvation Army of Greater New Orleans, showing children how to utilize fitness equipment that was installed...Partnered with local and national organizations to raise money for purchase and distribution of school supplies to children living in the affected areas of widespread flooding in Louisiana in 2016...Conducted a media tour on behalf of team in various locations in England and Scotland in 2017 to promote that season's Saints-Dolphins game in London...Annually sponsors a "Prom of Champions" event, which provides a prom for teenagers with serious health issues that would otherwise be unable to

VETERANS

attend...In 2018, Vikings fans were so impressed by the toughness and sportsmanship he displayed in an eventual defeat in the divisional round of the playoffs, which led Vikings fans to dedicate a Reddit group that donated more than \$140,000 to his charity, "What You Give Will Grow", in less than 24 hours. After the season Morstead and Vikings punt returner Marcus Sherels both teamed up to donate more than 220,000 dollars to a children's hospital in Minnesota, following up with a challenge prior to the 2018 matchup between the two clubs to raise money for Christmas gifts for the underprivileged in the two areas...In 2018, purchased and along with Wil Lutz delivered gifts on Christmas eve to a Westbank single mother and her two-year old daughter...Co-wrote a children's book called *Middle School Rules* with Thomas Morstead documenting his childhood, which was released in 2020.

THOMAS MORSTEAD

Year	Team	G	No	Yds	Avg	Ret	Punting		TB	In 20	LG	Blk	Kickoffs		
							Yds	Net					KO	In EZ	TB
2009	New Orleans	16	58	2,528	43.6	25	358	36.0	4	18	60	0	101	59	27
2010	New Orleans	16	57	2,618	45.9	26	310	38.4	6	21	64	0	49	26	10
2011	New Orleans	16	46	2,224	48.3	19	118	43.1	4	13	64	1	104	92	68
2012	New Orleans	16	74	3,707	50.1	31	391	43.2	6	20	70	0	88	72	45
2013	New Orleans	16	61	2,859	46.9	24	180	42.3	5	25	61	0	87	73	52
2014	New Orleans	16	58	2,690	46.4	24	99	42.9	5	19	63	0	81	73	40
2015	New Orleans	14	56	2,551	45.6	24	194	40.7	4	20	58	0	22	21	16
2016	New Orleans	16	57	2,751	48.3	29	237	42.4	5	22	66	0	0	0	0
2017	New Orleans	16	60	2,822	47.0	24	249	42.2	2	26	68	0	1	1	1
2018	New Orleans	16	43	1,996	46.4	12	60	43.2	4	15	60	0	2	0	0
2019	New Orleans	16	60	2,770	46.2	24	166	43.1	1	29	64	0	1	0	0
NFL Totals		174	630	29,516	46.9	262	2,362	41.6	46	228	70	1	531	417	259

ADDITIONAL STATISTICS: Special Teams Tackles – (2009, 1); (2010, 1); (2012, 2); (2013, 1); (2014, 1) **Total: 6.**

CAREER HIGHS: Punts – 10, at Indianapolis (10/25/15); Most Yards – 487, at Indianapolis (10/25/15); Gross Avg. – 60.0, at Dallas (11/25/10); Net Avg. – 53.5, at Dallas (11/25/10); Most Punts Inside the 20 – 7, at Carolina (1/3/10); Long Punt – 70, vs. Kansas City (9/23/12); Kickoff Touchbacks – 9, vs. Indianapolis (10/23/11); Special Teams Tackles – 2, at New York Giants (12/9/12).

POSTSEASON

Year	Team	G	No	Yds	Avg	Ret	Punting		TB	In 20	LG	Blk	Kickoffs		
							Yds	Net					KO	In EZ	TB
2009	New Orleans	3	13	618	47.5	4	15	44.8	1	6	66	0	19	13	6
2010	New Orleans	1	4	191	47.8	1	12	44.8	0	0	55	0	5	0	0
2011	New Orleans	2	5	227	45.4	3	29	39.6	0	2	60	0	13	11	9
2013	New Orleans	2	7	260	37.1	2	34	32.3	0	3	55	0	8	6	1
2013	New Orleans	2	8	375	46.9	3	30	40.6	1	2	57	0	0	0	0
2018	New Orleans	2	7	305	43.6	1	0	43.6	0	2	50	0	0	0	0
2019	New Orleans	1	5	229	45.8	2	17	42.4	0	1	50	0	0	0	0
NFL Totals		13	49	2,205	45.0	16	137	41.4	2	16	66	0	45	30	16

ADDITIONAL POSTSEASON STATISTICS: Special Teams Tackles – (2017, 1) **Total: 1.**

POSTSEASON CAREER HIGHS: Punts – 7, vs. Minnesota (1/24/10); Most Yards – 359, vs. Minnesota (1/24/10); Gross Avg. – 51.3, vs. Minnesota (1/24/10); Net Avg. – 49.1, vs. Minnesota (1/24/10); Most Punts Inside the 20 – 4, vs. Minnesota (1/24/10); Long Punt – 66, vs. Arizona (1/16/10); Kickoff Touchbacks – 5, vs. Detroit (1/7/12); Special Teams Tackles – 1, at Minnesota (1/14/18).



LATAVIUS
MURRAY

28

RB

HEIGHT: 6-3 • WEIGHT: 230
COLLEGE: CENTRAL FLORIDA
JOINED SAINTS: UFA-19 (MIN)
NFL EXPERIENCE: 8
BORN: 1/18/90

NFL CAREER – Originally a sixth round draft pick (181st overall) of the Oakland Raiders in 2013 out of Central Florida, the versatile back has brought his bruising style to the Black and Gold, which complements Alvin Kamara. Over the course of his seven-year career, Murray has appeared in 93 games with 56 starts for the Raiders, Minnesota Vikings and Saints, carrying 1,043 times for 4,337 yards (4.2 avg.) with 39 touchdowns and catching 162 passes for 639 yards (6.9 avg) with one touchdown. Murray's 31 rushing touchdowns since the 2016 season rank sixth in the National Football League. In his first season in New Orleans, he played in all 16 games with eight starts and carried 144 times for 639 yards (4.4 avg.) with five touchdowns, while catching 34 passes for 235 yards with one score.

CAREER TRANSACTIONS – Agreed to terms with the New Orleans Saints on a four-year contract (UFA-Min.), 3/13/19; Signed by the Minnesota Vikings (UFA-Oak.), 3/16/17; Placed on Injured Reserve by the Raiders, 8/27/13; Signed by the Raiders to a four-year contract, 6/7/13; Selected by the Oakland Raiders in the sixth round (181st overall) of the 2013 NFL Draft.

HONORS – **2016:** FedEx Ground Player of the Week (Week 9 and Week 13); **2015:** Pro Bowl.

2019 – Played in all 16 regular season games with eight starts for New Orleans and carried 144 times for 639 yards (4.4 avg.) and five touchdowns. Posted 34 receptions for 235 yards and his first career scoring grab...In NFC Wild Card vs. Minnesota, 1/5/20, carried five times for 21 yards (4.0 avg.) and caught a four-yard pass...At Jacksonville, Oct. 13, carried eight times for 44 yards and grabbed three passes for 35 yards (11.7 avg.)...At Chicago, Oct. 20, opened in place of an injured Alvin Kamara, his 50th career start and carried a career-high 27 times for 119 yards and two touchdowns and caught five passes for 31 yards...Started for second consecutive week in place of a sidelined Kamara vs. Arizona, Oct. 27 and carried 21 times for 102 yards with one touchdown, rushing for 100 yards in back-to-back games for the first time in his seven-year career. Added nine receptions for a career-high 55 yards and his first career touchdown reception, with his first career back-to-back multiple-touchdown performance and the ninth of his career...157 total yards from scrimmage marked the first time a Saint had 150 total yards from scrimmage in back to back contests since running back Deuce McAlister from November 23-30, 2003...Vs. Carolina, Nov. 24, Started and finished with seven carries for 64 yards for 9.1 yards per carry. Rushing for a touchdown on New Orleans' opening drive marked the first time in 2019 that the team reached the end zone on their first drive of a contest...Compiled seven carries for

VETERANS

69 yards (season-high 9.9 ypc.) and caught two passes for 25 yards vs. San Francisco, Dec. 8...

Carried 17 times for a team-high 61 yards and caught a pass for 14-yard gain in regular season finale at Carolina, Dec. 29.

2018 - Played in all 16 games for the Vikings with six starts and carried 140 times for 578 yards (4.1 avg.) with a club-best six touchdowns and added 22 receptions for 141 yards...In the opener vs. San Francisco, Sept. 9, rushed for 42 yards on 11 carries...Notched a career-high 155 yards rushing and one TD vs. Arizona, Oct. 14...At N.Y. Jets, Oct. 21, rushed for 69 yards on 15 carries (4.6 avg.) and two TDs...Vs. New Orleans, Oct. 28, had 13 carries for 56 yards with a TD and added five receptions for 39 yards...Vs. Detroit, Nov. 4, rushed for 31 yards

on ten carries with one TD...Vs. Miami, Dec. 16, rushed for 68 yards on 15 attempts with one TD. **2017** - Led Vikings with 842 rushing yards on 216 carries and tallied eight TDs...Carried the ball six times for 18 yards and caught two passes for 11 yards at Philadelphia, 1/21/18 in NFC Championship...Scored a one-yard rushing TD in his second career playoff start, vs. New Orleans, 1/14/18 in the Divisional Playoff game, and finished the day with 50 yards on 19 carries and 17 yards on two catches as the Vikings defeated the Saints...Tallied his second 100-yd performance of the season, carrying 20 times for 111 yards and two TDs vs. Chicago, Dec. 31...Helped the team clinch the NFC North title with 20 carries for 76 yards, his sixth TD of the year and one catch for season-long 28 yards vs. Cincinnati, Dec. 17...Started at Atlanta, Dec. 3 and totaled 97 yards from scrimmage, carrying 16 times for 76 yards and grabbing a season-high three catches for 21 yards...Appeared in his first Thanksgiving Day game and totaled 84 yards on 20 carries with one TD at Detroit, Nov. 23...Led the charge vs. L.A. Rams, Nov. 19, with 95 yards on 15 carries (6.3 avg.) and two TDs...Led the team with 68 rushing yards on 17 carries at Washington, Nov. 12 and scored his second TD as a Viking, a one-yard rush...Recorded his first TD as Viking and first 100-yard rushing performance as a Viking vs. Baltimore, Oct. 22, finishing with 113 yards on 18 carries (6.3) with a 29-yard TD...Appeared in 50th career game and made first start as a Viking at Chicago, Oct. 9, finishing with 31 yards on 12 carries and two catches for 12 yards...Had seven carries for 21 yards vs. Detroit, Oct. 1, after Dalvin Cook left game with an injury...Totaled six yards on two carries vs. New Orleans, Sept. 11, in his Vikings debut. **2016** - Appeared in 14 games with 12

WORTH NOTING

MURRAY'S 100-YARD RUSHING GAMES (10)

Yds	Date	Opponent	Atts	TDs
155	10/14/18	vs. Ari. (W)	24	1
139	9/27/15	at Cle. (W)	26	1
119	10/20/19	at Chi. (W)	27	2
114	11/6/16	vs. Den. (W)	20	3
113	10/22/17	vs. Bal. (W)	18	1
113	11/1/15	vs. NYJ (W)	20	0
112	11/20/14	at KC (W)	4	2
111	12/31/17	vs. Chi. (W)	20	2
103	12/8/16	at KC (L)	22	1
102	10/27/19	vs. Ari. (W)	21	1

MURRAY'S MULTI-TOUCHDOWN GAMES (8)

Date	Opponent	TDs
11/6/16	vs. Den. (W)	3
10/23/16	at Jax. (W)	2
12/4/16	vs. Buf. (W)	2
11/9/17	vs. LAR (W)	2
12/31/17	vs. Chi. (W)	2
10/21/18	at NYJ (W)	2
10/20/19	at Chi. (W)	2
10/27/19	vs. Ari. (W)	2

starts, missing Weeks five and six with a toe injury in his final season in Oakland... Compiled 788 rushing yards on 195 carries with a career-high 12 rushing TDs, fifth-most in the NFL, in addition to catching 33 passes for 264 yards....Ran 12 times for 39 yards with a TD and one reception for 12 yards in postseason debut at Houston, 1/7/17 in AFC Wild Card Playoff...Recorded his third-straight game with at least 80 rushing yards, recording 81 yards on 13 carries at Chargers, Dec, 18...Registered second 100-yard game of the season with 103 yards on 22 carries with one TD at Kansas City, Dec. 8...Totaled 82 yards on 20 carries with two TDs vs. Buffalo, Dec. 4...Caught five passes for 59 yards while running the ball 12 times for 33 yards in a win against Houston in Mexico City, Nov. 21...Turned in one of his best performances as a pro with 20 carries for 114 yards and three goal-line TDs in a rivalry game victory vs. Denver, Nov. 6...Ran 18 times for 59 yards with two TDs at Jacksonville, Oct. 23...Ran the ball 32 times for 153 yards through the first three weeks of the season, scoring a TD in each contest. **2015** - Became first Raiders RB since Charlie Garner in 2001 to start all 16 games...Carried the ball a career-high 266 times for 1,066 yards (4.0 avg.), his first career 1,000-yard season, with six TDs...Contributed 79 yards on 19 carries with one TD as well as five receptions for 38 yards vs. Chargers, Dec. 24...Ran the ball 21 times for 78 yards vs. Green Bay, Dec. 20...Totaled 86 yards on 20 carries with a TD vs. Kansas City, Dec. 6...Compiled 96 yards on 17 rushes at Pittsburgh, Nov. 8...Registered his second 100-yard game of the season when he rushed 20 times for 113 yards vs. N.Y. Jets, Nov. 1...Ran 15 times for 85 yards with a TD at Chargers, Oct. 25...Turned in his first career 100-yard game with 139 yards on a career-high 26 carries with one TD at Cleveland, Sept. 27. **2014** - Played in 15 games, with three starts, totaling 424 rushing yards on 82 attempts (5.2 avg.) with two touchdowns to go with 17 receptions for 143 yards...Carried 23 times for 86 yards vs. Buffalo, Dec. 21...Rushed for 59 yards on 12 carries at Kansas City, Dec. 14...Totaled 76 yards on 23 carries vs. San Francisco, Dec. 7...Gained 112 yards on four carries with two TDs, including a 90-yarder, vs. Kansas City, Nov. 20, becoming the first player in NFL history to gain at least 110 rushing yards on 5 or fewer carries...Saw his first major action at San Diego, Nov. 16, running four times for 43 yards. **2013** - Suffered foot injury in training camp and was placed on Injured Reserve, Aug. 27.

COLLEGE - Played four years at UCF...Appeared in 45 career games, totaling 2,424 yards on 453 carries (5.4 avg.) with 37 TDs...Registered 50 receptions for 524 yards and six TDs...Finished his career ranked second in school history in total TDs (44), eighth in rushes (453), sixth in rushing yards (2,424) and third in rushing TDs (37)...Racked up 1,106 yards on 198 rushing attempts with 15 TDs as senior...Named first-team All-Conference USA...Selected to watch list for the Doak Walker Award, presented annually to the nation's top RB...First player in UCF history to rush for a TD in nine straight games...Averaged 100.5 yards per game to lead the conference...Hauled in 27 passes for 231 yards and four TDs...Named team MVP during his junior campaign...Ran the ball 98 times for 549 yards and eight TDs...As a sophomore, appeared in 14 games and totaled 637 rushing yards with 11 TDs on 111 attempts...Named MVP of the C-USA Championship game and the AutoZone Liberty Bowl...Redshirted sophomore season due to a knee injury...Saw action in eight games as a true freshman and compiled 132 yards with three TDs on 36 carries.

VETERANS

PERSONAL – Attended Onondaga Central (Nedrow, N.Y.) HS...Named 2007 Gatorade Football Player of the Year in New York by Rise Magazine...As a senior, rushed for 2,194 yards and 28 TDs on 175 carries...Named first-team All-State by the New York Sportswriters Association...Garnered first-team All-State as junior, rushing for 2,030 yards and 30 TDs on 193 carries...Third-team All-State as sophomore, racking up 1,609-yards with 14 TDs...Ranked as the No. 5 prospect in New York by Rivals.com...Ranked as the No. 6 prospect in New York by Scout.com...Enjoys photography as hobby...Participated in NFL's 2018 USO Tour throughout Italy and Germany...Traveled to Haiti with former Raiders teammate Derek Carr to visit an orphanage in 2016 and 2018...Honored his late friend, Jonathan Diaz, during My Cause My Cleats in 2017 by auctioning off his cleats and donating the proceeds to Diaz's favorite cause, the Central New York Society for the Prevention of Cruelty to Animals (CNYSPCA)...This summer, received his MBA from Syracuse University...Regular on NFL Network's Good Morning Football program and filled in during the 2017 offseason...In June co-sponsored a giveaway at the Boys and Girls Club in Syracuse of backpacks for the coming school year...Born on Jan. 18, 1990 in Titusville, Fla.

LATAVIUS MURRAY

Year	Team	GP	GS	RUSHING				Lg	TD	RECEIVING				
				Att	Yds	Avg				No	Yds	Avg	Lg	TD
2013	Oakland													
2014	Oakland	15	3	82	424	5.2	90t	2		17	143	8.4	46	0
2015	Oakland	16	16	266	1,066	4.0	54	6		41	232	5.7	23	0
2016	Oakland	14	12	195	788	4.0	42	12		33	264	8.0	39	0
2017	Minnesota	16	11	216	842	3.9	46	8		15	103	6.9	28	0
2018	Minnesota	16	6	140	578	4.1	38t	6		22	141	6.4	16	0
2019	New Orleans	16	8	144	639	4.4	30	5		34	235	6.9	30	1
NFL Totals		93	56	1,043	4,337	4.2	90t	39		162	1,118	6.9	46	1

ADDITIONAL STATISTICS: Kickoff Returns – 19 returns for 429 yards, 22.6 avg., 38 LG in 2014.

CAREER HIGHS: Rushes – 27, at Chicago (10/20/19); **Rushing Yards** – 155, vs. Arizona (10/14/18); **Long Rush** – 90t, vs. Kansas City (11/20/14); **Rushing TDs** – 3, vs. Denver (11/6/16); **Receptions** – 7, vs. Cincinnati (9/13/15); **Receiving Yards** – 60, at Denver (12/28/14); **Long Reception** – 46, at Denver (12/28/14); **TD Receptions** – 46, at Denver (12/28/14).

POSTSEASON

Year	Team	GP	GS	RUSHING				Lg	TD	RECEIVING				
				Att	Yds	Avg				No	Yds	Avg	Lg	TD
2016	Oakland	1	1	12	39	3.3	18	1		1	12	12.0	12	0
2017	Minnesota	2	2	25	68	2.7	14	1		4	28	7.0	13	0
2019	New Orleans	1	0	5	21	4.2	8	0		1	4	4.0	4	0
NFL Totals		4	3	42	128	3.0	18	2		6	44	7.3	13	0

ADDITIONAL POSTSEASON STATISTICS: Miscellaneous Tackles – (2016, 2) **Total: 2.**

POSTSEASON CAREER HIGHS: Rushes – 19, vs. New Orleans (1/14/18); **Rushing Yards** – 50, vs. New Orleans (1/14/18); **Long Rush** – 18, at Houston (1/7/17); **Rushing TDs** – 1 (2x), last vs. New Orleans (1/14/18); **Receptions** – 2 (2x), last at Philadelphia (1/21/18); **Receiving Yards** – 17, vs. New Orleans (1/14/18); **Long Reception** – 13, vs. New Orleans (1/14/18); **Receiving TDs** – 0.



DEATRICK
NICHOLS

25

CB

HEIGHT: 5-10 • WEIGHT: 189
COLLEGE: SOUTH FLORIDA
JOINED SAINTS: FA-20
NFL EXPERIENCE: 2
BORN: 6/8/94

NFL CAREER - Originally signed as an undrafted free agent with the Arizona Cardinals in 2018 out of South Florida, Nichols was on the 53-man roster for six weeks, playing in two contests and recorded a solo special teams tackle. In 2020, Nichols was drafted by the Houston Roughnecks and recorded 24 tackles (three for loss), with a sack, six passes defended and a league leading three interceptions before the 2020 XFL season was shortened. The Miami native looks to compete for a roster spot heading into training camp.

CAREER TRANSACTIONS - Signed by New Orleans to one-year contract, 3/23/20; Released by the Cardinals, 8/31/19; Signed to Arizona active roster, 12/31/18; Released by Arizona, 12/28/18; Signed to Arizona active roster, 12/18/18; Signed to Arizona practice squad, 10/23/18; Released by Arizona, 10/22/18; Signed to Arizona active roster, 10/18/18; Signed to Arizona practice squad, 10/10/18; Released by Arizona, 10/08/18; Signed by Arizona as an undrafted free agent, 4/30/18.

2019 - Went to training camp with Cardinals. **2018** - Nichols was on the 53-man roster for six weeks, playing in two contests and recording one solo special teams tackle.

COLLEGE - Appeared in 50 games (39 starts) in four seasons, starting all 38 games over his final three years...Prior to his senior year (2017), named to Bednarik Award, Jim Thorpe Award and Nagurski Award watch lists...Finished college career with 175 tackles (136 solo), 11 interceptions (third in USF history), 24 passes defended, three forced fumbles, a fumble recovery, a sack and 14.5 tackles for loss...Three-time All-American Athletic Conference selection, earning first-team honors in 2015 and 2017 and second-team honors in 2016...As a senior in 2017, started all 12 games and was a first-team All-AAC selection after totaling 56 tackles (44 solo), three interceptions, four tackles for loss, a team-leading 12 passes defended and a forced fumble...As a junior in 2016, started all 13 games and was a second-team All-AAC selection. Totaled 49 tackles (37 solo), a team-leading four interceptions, two tackles for loss, 11 passes defended and led the team with seven passes defended...As sophomore (2015), started all 13 games and collected 62 tackles (48 solo) and 8.5 tackles for loss...Earned first-team All-Conference and received team's Most Improved Player award. Recorded a team-high four interceptions and added four passes defended, a team-best two forced fumbles, a fumble recovery and a sack. Ranked fifth in the AAC in picks...Appeared in 12 games (one start) as a true freshman in 2014.

PERSONAL - First name pronounced "DEE-trick"...Attended Miami Central (Fl.) HS, where he was rated as a three-star recruit by Rivals and was No. 69 on the

VETERANS

Florida High School Football Class of 2014 Top 150 list...Had 105 tackles, 12 interceptions and two forced fumbles in his high school career...Played for one of the most successful programs in Florida, as Miami Central won its second straight Florida state championship in 2013 and third in past four years while advancing to four consecutive state finals...Ran track, posting a 10.63 in the 100 meters and 22.07 in the 200.



**PATRICK
OMAMEH**

60

G/T

HEIGHT: 6-4 • WEIGHT: 327
COLLEGE: MICHIGAN
JOINED SAINTS: UFA-19 (JAX)
NFL EXPERIENCE: 8
BORN: 12/29/89

NFL CAREER - The New Orleans Saints signed offensive lineman Patrick Omameh prior to the start of 2019 training camp to add competition and experience to the offensive front and he contributed by appearing in 14 games with one start at left tackle. The eighth-year veteran was originally signed as a rookie free agent by the San Francisco 49ers following the 2013 NFL Draft. The Columbus, Ohio native has played in 81 career regular season games with 57 starts for the Tampa Bay Buccaneers (2014), Chicago Bears (2015), Jacksonville Jaguars (2016-18), New York Giants (2018) and Saints (2019). The 6-foot-4 inch, 327-pounder is a seasoned veteran that has the ability to play both guard spots and to swing outside at left tackle.

CAREER TRANSACTIONS - Re-signed by Saints, 5/14/20; signed by Saints (UFA-Jax.), 7/29/19; Signed by Jaguars, 11/13/18; Waived by Giants, 11/10/18; Signed by Giants to three-year contract (UFA-Jax.), 3/16/18; Re-signed by Jaguars to one-year contract, 3/9/17; Placed on Injured Reserve by Jaguars, 11/21/16; Signed by Jaguars to one-year contract, 6/2/16; Claimed by Bears off waivers from Tampa Bay, 9/6/15; Waived by Tampa Bay, 9/4/15; Signed to Tampa Bay active roster from 49ers practice squad, 10/11/13; Signed to 49ers practice squad, 9/2/13; Waived by 49ers, 8/31/13; Signed by 49ers, 5/7/13.

2019 - Played in 14 games with one start at LT on Thanksgiving night at Atlanta for New Orleans...Played at LT in relief of an injured Terron Armstead in come-from-behind win over Carolina, Nov. 24...Played at LT in substitute of Armstead in regular season finale at Carolina, Dec. 29...Played on special teams in NFC Wild Card Playoff vs. Minnesota, 1/5/20. **2018** - Started the first six games of the season with the Giants at RG and the final five at LG for Jacksonville in 14 total contests. **2017** - Started all 16 games in which he played - 13 in the regular season and three in the postseason - at LG for Jacksonville...Omameh and the O-line helped Jaguars rush for NFL-best 141.4 yards a game. **2016** - Played in ten games with seven starts - six at LG and one as extra OL - in first season with Jacksonville...At San Diego, Sept. 18, saw action at LT after Kelvin Beachum exited the game in the third quarter...Started at Kansas City, Nov. 6, helping team rush for

season-high 205 yards...Hurt foot at Detroit, Nov. 20 and placed on injured reserve the following day. **2015** - Played in 14 games with nine starts - eight at RG and one at LG - in his only season with Chicago. **2014** - Started all 16 games at RG for Tampa Bay...Made his NFL debut and first career start vs. Washington, Sept. 7...Helped pave the way for Bobby Rainey's 144-yard rushing day vs. St. Louis, Sept. 14...At New Orleans, Dec. 28, helped pave the way for a season-high 183 rushing yards. **2013** - Split season between San Francisco practice squad and Tampa Bay active roster.

COLLEGE - Played in 45 games with 41 starts along the offensive line for Michigan from 2008-12...Started every contest in his final three seasons...Earned first-team All-Big Ten honors as a senior...Named to the 2012 Allstate AFCA Good Works Team.

PERSONAL - Attended St. Francis De Sales (Columbus, Ohio) HS, where he was named first-team All-State as senior in 2007...During Giants tenure, engaged in conversation and listened to Martin Luther King III speak in conjunction with the organization RISE about the importance of voting and civic engagement... Born Patrick Oameh on December 29, 1989 in Columbus, Ohio.

PATRICK OMAMEH

Games Played/Started: Tampa Bay - (2013, 0/0); (2014, 16/16) Chicago - (2015, 14/9) Jacksonville - (2016, 10/7); (2017, 13/13); (2018, 7/5) New York Giants - (2018, 7/6) New Orleans - (2019, 14/1) **NFL Totals: 81/57; Saints Totals: 14/1.**

POSTSEASON

Games Played/Started: Jacksonville - (2017, 3/3) New Orleans - (2019, 1/0) **NFL Totals: 4/3; Saints Totals: 1/0**



DAVID
ONYEMATA

93

HEIGHT: 6-4 • WEIGHT: 300
COLLEGE: MANITOBA
JOINED SAINTS: D4-16
NFL EXPERIENCE: 5
BORN: 11/13/92

DT

NFL CAREER - Possessing a unique combination of size and speed and the ability to play several positions on the defensive line, this Lagos, Nigeria native earned a spot on New Orleans' defensive line rotation in his rookie campaign after enjoying a productive college career north of the border at the University of Manitoba, as the first member of the Bisons program to be drafted, when the Saints added this gifted athlete. Onyemata flourished in 2019 with a formidable Saints defensive front that ranked second in the NFL in sacks and fourth in run defense, starting all 15 games he played in, recording 32 tackles, three sacks and one pass defended. He signed a three-year contract at the beginning of the off-season and is in prime position to be a dominant force on New Orleans' defensive front for years to come.

CAREER TRANSACTIONS - Re-signed to a three-year contract, 3/19/20; Signed to a four-year contract, 5/18/16; Selected by the Saints in the fourth round (120th overall) of the 2016 NFL Draft.

2019 - Started all 15 regular season games he played and tallied 32 tackles, three sacks and one pass defended in helping with a run defense that ranked fourth in the National Football League...Notched three tackles and one sack vs. Dallas, Sept. 29...Had two solo tackles and a sack vs. Carolina, Nov. 24...In the Wild Card Game against Minnesota, 1/5/20, had three tackles. **2018** - Played in all 16 games with four starts in 2018, Onyemata posted 36 tackles, in helping with a run defense that ranked second in the NFL, adding a career-high 4.5 sacks, a forced fumble and a pass defended. Played in both postseason contests making one start, and tallied four tackles (two solo). At Dallas, Nov. 29, played on defense and special teams and tallied a career-high three sacks, as part of a career-high seven-tackle effort (four solo) with one forced fumble...At Carolina, Dec. 17, played on defense and special teams, recording two solo tackles and one sack... Vs. Carolina, Dec. 30, played on defense and special teams and tallied two tackles (one solo) and a split sack. **2017** - Played in all 16 games with starts in last six contests and tallied a career-high 40 tackles, two sacks and a pass defended. In two postseason contests, posted three tackles...Recorded his first career sack in the win over Miami at London's Wembley Stadium, Oct. 1. Part of a line that held Miami to 86 yards rushing in 20-0 shutout...Recorded four assisted tackles and a split sack vs. Tampa Bay, Nov. 5...Starting with contest at Los Angeles Rams, Nov. 26, where he had two assisted tackles, opened last six games following season-ending injury to DE Alex Okafor...Recorded two tackles in the Divisional Round at Minnesota, 1/14/18. **2016** - Appeared in 16 games in his rookie season, totaling 32 tackles, 15 of which were solo stops...Saw action on defense and on special teams in the team's season opener vs. Oakland, Sept. 11, recording two tackles (one solo)...Saw action on defense vs. Carolina, Oct. 16 and recorded a career-high five tackles...Played on defense vs. Los Angeles Rams, Nov. 27, posting three tackles (one solo)...Vs. Detroit, Dec. 4, recorded four tackles (one solo).

COLLEGE - Over 37 career games at the University of Manitoba, he posted 166 tackles, 9.5 sacks, two passes defended, one forced fumble and one fumble recovery, becoming the first member of the Bisons program to be drafted...As a senior, was named a Canada West all-star for the second straight campaign, an all-Canadian for the first time and claimed the J.P. Metras Trophy as the top down lineman in CIS football. Second in the conference and ninth in the country with five sacks in eight league games and ranked second in Canada West in tackles for a loss (7.5) and 12th in overall tackles (38.5). Overall in nine contests, all which he started at nose tackle, made 50 stops, five sacks, one pass defended, a forced fumble and a fumble recovery...Selected to play in East West Shrine game... Started all eight conference games as junior and made 3.5 tackles for losses while registering 1.5 sacks, as part of 28 total tackles...Played in 11 games with 10 starts at nose tackle and posted 52 tackles and 2.5 sacks...As a sophomore, tallied 53 tackles, six tackles for loss, 1.5 sacks and a pass defended, starting all 11 games he played in at nose tackle...In his first season of organized football, played in seven games and recorded 11 tackles, four tackles for loss and one split sack...Graduated with a degree in Environmental Science.

PERSONAL - Last name is pronounced "un-ye-mat-tah"...Attended the Chrisland Schools in Lagos, Nigeria...Did not play football until entering college, but

played soccer as a youth...Played in Saints Hall of Fame golf tournaments in New Orleans and Biloxi, Miss. in 2018...Participated in a football camp at the Ochsnr Sports Performance Center for youth from St. Michael's Special School in the 2019 offseason...In 2019, participated in "#DoRight4LA Day with the New Orleans Saints and Dudley DeBosier" volunteering with teammates to completion renovations to the exterior of a house...Born Ebuka Onyemata on Nov. 13, 1992.

DAVID ONYEMATA

Year	Team	GP	GS	Tot	TACKLES			Yds	INTERCEPTIONS					FUMBLES		
					Solo	Asst	Sk		No	Yds	Lg	TD	PD	FF	FR	Yds
2016	New Orleans	16	0	32	15	17	0.0	0.0	0	0	0	0	0	0	0	0
2017	New Orleans	16	6	40	20	20	2.0	10.0	0	0	0	0	1	0	0	0
2018	New Orleans	16	4	36	23	13	4.5	35.5	0	0	0	0	1	1	0	0
2019	New Orleans	15	15	32	22	10	3.0	15.0	0	0	0	0	1	0	0	0
NFL totals		63	25	140	80	60	9.5	60.5	0	0	0	0	3	1	0	0

CAREER HIGHS: Tackles – 7, at Dallas (11/29/18); Solo Tackles – 4 (2x), at Atlanta (1/1/17) and at Dallas (11/29/18); Sacks – 3.0, at Dallas (11/29/18); Passes Defensed – 1 (3x), at Buffalo (11/12/17), at Tampa Bay (12/9/18) and at Carolina (12/29/19); Forced Fumbles – 1, at Dallas (11/29/18).

POSTSEASON

Year	Team	GP	GS	Tot	TACKLES			Yds	INTERCEPTIONS					FUMBLES		
					Solo	Asst	Sk		No	Yds	Lg	TD	PD	FF	FR	Yds
2017	New Orleans	2	0	3	1	2	0.0	0.0	0	0	0	0	0	0	0	0
2018	New Orleans	2	1	4	2	2	0.0	0.0	0	0	0	0	0	0	0	0
2019	New Orleans	1	1	3	2	1	0.0	0.0	0	0	0	0	0	0	0	0
NFL totals		5	2	10	5	5	0.0	0.0	0	0	0	0	0	0	0	0

POSTSEASON CAREER HIGHS: Tackles – 3 (2x), vs. Philadelphia (1/13/19) and vs. Minnesota (1/5/20); Solo Tackles – 2 (2x), vs. Los Angeles Rams (1/20/19) and vs. Minnesota (1/5/20).



RICKY ORTIZ

30

FB

HEIGHT: 6-0 • WEIGHT: 232
COLLEGE: OREGON STATE
JOINED SAINTS: FA-19
NFL EXPERIENCE: 2
BORN: 4/15/94

NFL CAREER – A second-year fullback with the flexibility to play tight end as well as excel on special teams, Ortiz joined the New Orleans Saints active roster in Week 17 to add depth to both the offense and on special teams. Ortiz caught three passes for 11 yards and made two special teams tackles (one solo) in 12 games with nine starts for Atlanta in 2018 and grabbed an eight-yard reception in the 2019 regular season finale.

CAREER TRANSACTIONS – Signed by the New Orleans Saints, 12/28/19; Practice squad contract terminated by New Orleans, 12/4/19; Signed by New Orleans to the practice squad, 11/22/19; Waived by Falcons, 9/2/18; Signed by Falcons, 5/23/18; Waived by Ravens, 5/7/18; Signed by Ravens to reserve/future

VETERANS

contract; Re-signed by Ravens to practice squad, 11/14/17; Practice squad contract terminated by Ravens, 10/3/17; Signed to Ravens practice squad, 9/3/17; Waived by Ravens, 9/1/17; Signed by Baltimore as an undrafted free agent, 5/5/17.

2019 - Went to training camp with Atlanta and had a stint on the Saints practice squad, before being signed to the active roster in Week 17, when he caught a pass for an eight-yard gain at Carolina, Dec. 29...Played on offense and special teams in NFC Wild Card Playoff vs. Minnesota, 1/5/20 and returned a kickoff 15 yards. **2018** - Played in 12 games with nine starts for Atlanta, making three grabs for 11 yards and two special teams tackles (one solo). **2017** - Had two stints on the Baltimore practice squad.

COLLEGE - After redshirting in 2012, saw action at linebacker, fullback and tight end for Oregon State from 2013-16...Played in 11 games, starting six as in 2016. Split time between tight end and H-back. Finished season second on team with eight special teams tackles and collected five receptions for 34 yards in 2016. Scored first career touchdown on a six-yard reception in the Civil War matchup against Oregon, his final college game. Earned Pac-12 All-Academic honorable mention...Played in 11 games starting one in 2015. Moved from fullback to tight end in spring and from tight end to linebacker during fall camp. Earned first career defensive start against Washington. Registered career-best eight tackles against Huskies. Notched first career sack at California. Snared first-career interception against San Jose State. Recorded four special teams tackles. Received Pac-12 All-Academic honorable mention...In 2014, seized first-string fullback spot during fall camp. Finished the season with 12 receptions for 90 yards. Led the Beavers with 11 special teams tackles. Awarded a scholarship prior to the season. Pac-12 All-Academic honorable mention...Graduated with a degree in agricultural sciences.

PERSONAL - Three-year letterman at linebacker and fullback at Mater Dei (Corona, Calif.) HS...Earned first team All-Trinity League as a junior and senior... Second team all-league as a sophomore...Named Mater Dei's Defensive MVP as

RICKY ORTIZ

Year	Team	RUSHING							RECEIVING				
		GP	GS	Att	Yds	Avg	Lg	TD	No	Yds	Avg	Lg	TD
2018	Atlanta	12	9	0	0	0.0	0	0	3	11	3.7	7	0
2019	New Orleans	1	0	0	0	-	-	0	1	8	8.0	8	0
NFL Totals		13	9	0	0	0.0	0	0	4	19	4.8	8	0

ADDITIONAL STATISTICS: Special Teams Tackles - (2018, 2) **Total: 2.**

CAREER HIGHS: Rushes - 0; Rushing Yards - 0; Long Rush - 0; Rushing TDs - 0; Receptions - 2, vs. N.Y. Giants (10/22/18); Receiving Yards - 8, at Carolina (12/29/19); Long Reception - 8, at Carolina (12/29/19); Receiving TDs - 0.

POSTSEASON

Year	Team	RUSHING							RECEIVING				
		GP	GS	Att	Yds	Avg	Lg	TD	No	Yds	Avg	Lg	TD
2019	New Orleans	1	0	0	0	-	-	0	0	0	-	-	0
NFL Totals		1	0	0	0	-	-	0	0	0	-	-	0

ADDITIONAL STATISTICS: Kickoff Returns - (2011, 1 for 15 yards) **Total: 1 for 15 yards.**



ANDRUS PEAT

75

G/T

HEIGHT: 6-7 • WEIGHT: 316

COLLEGE: STANFORD

JOINED SAINTS: D1A-15

NFL EXPERIENCE: 6

BORN: 11/4/93

NFL CAREER - For the first time since 2005, the New Orleans Saints selected an offensive lineman in the first round when they picked Andrus Peat from Stanford in 2015. This sixth-year pro has played in 65 career regular season contests with 60 starts at four (left guard, left tackle, right guard, right tackle) of five positions on the offensive line in his first four seasons. During the 2019 season, Peat started all ten games he played in at left guard, blocking for a team tied for third in the NFL in points per game and surrendering the league's third-lowest sack total. He was named to his second consecutive Pro Bowl. In 2020, Peat continues to be a flexible resource for the Saints offensive line.

HONORS - **2019:** Pro Bowl; **2018:** Pro Bowl; Ford Tough/NFL.com Offensive Line of the week (Week 10).

CAREER TRANSACTIONS - Agreed to terms on a five-year contract, 3/20/20; Fifth-year option exercised, 4/12/18; Placed on Injured Reserve, 1/10/18; Agreed to terms on a four-year contract, 5/21/15; Selected by Saints in first round (13th overall) of the 2015 NFL Draft, 4/30/15.

2019 - Started 10 regular season games and Wild Card Playoff Game vs. Minnesota, 1/5/20, earning second consecutive trip to the Pro Bowl...At Seattle, Sept. 22, blocked for Alvin Kamara, who gained a season-high and game-high 161 total yards from scrimmage and two touchdowns...Suffered forearm injury vs. Atlanta, Nov. 10 and would miss next six games...Returned to action and starting lineup in regular season finale at Carolina, Dec. 29. **2018** - Started 13 regular season games and both postseason contests, seeing action at both left guard and left tackle and was named to his first career Pro Bowl for the NFL's third ranked scoring offense. The line gave up only 20 sacks in 2018, the second fewest in the league...At N.Y. Giants, Sept. 30, started at left guard as part of an offensive line that blocked for Kamara rushing for a career-high 139 yards and career-best three rushing touchdowns...Vs. L.A. Rams, Nov. 4, started at left guard, blocking for an offense that did not surrender a sack for the second consecutive week and gained 487 total net yards...At Cincinnati, Nov. 11, started at left guard for an offense that did not surrender a sack for the third consecutive week and gained over 500 total yards...Vs. Philadelphia, Nov. 18, started at left guard for an offensive line that did not surrender a sack for the fourth consecutive week and gained over 500 total yards...At Carolina, Dec. 17, started at left guard and moved over to left tackle in the fourth quarter...Vs. Pittsburgh, Dec. 23, started at left guard and moved over to right tackle and left tackle in the second and third quarters...In the Divisional Playoff Game vs. Philadelphia, 1/13/19, started at left guard, paving the way for a rushing attack that gained 137 yards. **2017** - Played in 15

regular season games with 14 starts, four at left tackle in place of Terron Armstead and ten at left guard...At Minnesota, Sept. 11, started at left guard...Vs. Chicago, Oct. 29, started at left guard...Vs. Tampa Bay, Nov. 5, started at left guard and played at left tackle...At Buffalo, Nov. 12, started at left guard, helping block for the Saints to rush for 298 yards, the third-highest total in club history led by Mark Ingram and Kamara surpassing 100 yards apiece and a club-record six touchdowns and 20 first downs on the ground...At L.A. Rams, Nov. 26, started at left guard and also played at left tackle...Vs. N.Y. Jets, Dec. 17, Peat played on offense and special teams in a limited role while still recovering from a groin injury that sidelined him in previous contest at Atlanta, Dec. 7...Vs. Atlanta, Dec. 24, started at left guard and moved to left tackle for Armstead who left the game in the second quarter (thigh)...Started Wild Card Playoff Game vs. Carolina, 1/7/18 at left guard, before departing in the second quarter with season-ending shin injury.

2016 - Played in 15 games, starting eight at left guard and seven at left tackle due Armstead's injuries...Opened first two games at left guard, before moving to left tackle for next four...Returned to left guard for contests vs. Seattle, Oct. 30 and at San Francisco, Nov. 6, both of which featured 100-yard rushers...Started at left tackle vs. Denver, Nov. 13 and moved back inside to left guard at Carolina, Nov. 17, where he'd settle in for four more contests before moving back to left tackle for final three contests after Armstead was placed on Injured Reserve.

2015 - Appeared in 12 games as rookie, including eight starts at several different positions along the line, showing a versatility that proved useful...Appeared in first NFL game in the 2016 opener at Arizona, Sept. 13 as an extra blocker and on special teams...Made first career start as an extra tackle in heavy package vs. Tampa Bay, Sept. 20...Played at left tackle and on special teams vs. Dallas, Oct. 4...Made first career start at left tackle at Philadelphia, Oct. 11...Started at left tackle but left game in first series after suffering knee injury vs. Atlanta, Oct. 15...Inactive at Indianapolis, Oct. 25, and vs. N.Y. Giants, Nov. 1 (knee)...Saw action primarily on special teams and at left tackle in fourth quarter at Washington, Nov. 15...Made his first career start at left guard at Houston, Nov. 29...Started at left guard vs. Carolina, Dec. 6, and blocked for an offense that gained 334 total net yards...Started at left guard and saw first action of season at right tackle vs. Detroit, Dec. 21...Made first career start at right tackle in place of an injured Zach Strief vs. Jacksonville, Dec. 27, and blocked for an offense that gained 537 total net yards and surrendered only one sack...Declared inactive for the team's season finale at Atlanta, 1/3/16, with a concussion.

COLLEGE - Played at Stanford from 2012-14, playing in 40 career contests with 27 starts at left tackle...As a junior, started all 13 games, anchoring the left side of an offensive line ranked 18th nationally in fewest tackles for loss allowed (4.62/game) and 42nd in fewest sacks allowed (1.77/game). Named a first-team All-American by ESPN.com, *The Sporting News* and SI.com, second-team All-American by the *Associated Press*, Walter Camp and CBS Sports, an All-Pac-12 first-team selection and an Outland Trophy semifinalist. Was one of two Morris Trophy winners, given annually to the most outstanding offensive and defensive linemen in the Pac-12 Conference...As a sophomore, started all 14 games, anchoring the left side of one of the nation's top offensive lines, as the Cardinal ranked 11th in fewest sacks allowed (1.14/game) and fewest tackles for loss allowed (4.14/game). Was a SI.com All-American honorable mention selection and Athlon Sports All-Pac-12 first-team selection...As a freshman, played in all 13 games and rotated throughout season at left tackle...Psychology major.

PERSONAL – Prepped at Corona del Sol (Tempe, Ariz.) HS, where he was a *USA Today*, *Parade*, SuperPrep and PrepStar All-American...Named nation's top recruit by *The Sporting News*...Selected to play in Under Armour All-American and U.S. Army All-American All-Star games...Also lettered in basketball and led school to Division 1 State Championship as a senior...Father Todd, played six seasons for the St. Louis/Phoenix Cardinals (1987-89) and L.A. Raiders (1990, 1992-1993)...Older brother, Todd, played football at Nebraska...Born Andrus Jamerson Peat on Nov. 4, 1993 in Mesa, Ariz.

ANDRUS PEAT

Games Played/Started: New Orleans – (2015, 12/8); (2016, 15/15); (2017, 15/14); (2018, 13/13); (2019, 10/10) **Totals: 65/60**

POSTSEASON

Games Played/Started: New Orleans – (2017, 1/1); (2018, 2/2); (2019, 1/1) **Totals: 4/4**



**RYAN
RAMCZYK**

71

T

HEIGHT: 6-6 • WEIGHT: 314
COLLEGE: WISCONSIN
JOINED SAINTS: D1B-17
NFL EXPERIENCE: 4
BORN: 4/22/94

NFL CAREER – A first round draft pick in 2017, this fourth-year pro started all 16 games he appeared in 2019, blocking for a unit that was tied for third in the NFL in both points per game and fewest sacks surrendered. Ramczyk has become a stalwart at right tackle, starting all 47 games in his first three seasons, being named to the *Associated Press* All-Pro team in back to back seasons. He joins William Roaf as only the second Saints tackle to be named *AP* All-Pro twice. Since Ramczyk entered the NFL in 2017, the Saints have allowed the fewest sacks (65) in the league.

CAREER TRANSACTIONS – Signed to a four-year contract, 6/21/17; Selected by New Orleans in the first round (32nd overall) of the 2017 NFL Draft.

HONORS – **2019:** *AP* first-team All-Pro; *PFWA* All-NFL and All-NFC. **2018:** *AP* and Pro Football Focus second-team All-Pro; Ford Tough/NFL.com Offensive Line of the week (Week 10). **2017:** *PFWA* All-Rookie.

2019 – Started all 16 regular season games and the postseason contest at right tackle, earning *AP* first-team All-Pro and *PFWA* All-NFL and All-NFC...In opener vs. Houston, Sept. 9, blocked for an offense that gained 510 yards of total offense and...At Seattle, Sept. 22, blocked for an offense that didn't surrender a sack...Vs. Tampa Bay, Oct. 6, blocked for an offense that gained 457 yards of total offense,

four passing touchdowns and didn't surrender a sack...Blocked for back-to-back 100-yard rushing games from Latavius Murray at Chicago, Oct. 20 and vs Tampa Bay, Oct. 27...Vs. San Francisco, Dec. 9, blocked for an offense that gained 465 yards of total offense, six touchdowns and didn't surrender a sack...Vs. Indianapolis, Dec. 16, blocked for a line that didn't surrender a sack. **2018** - Started the first 15 regular season games and both playoff contests at right tackle, earning AP second-team All-Pro...At N.Y. Giants, Sept. 30, part of an offensive line that blocked for Alvin Kamara rushing for a career-high 139 yards and a career-best three rushing touchdowns...Vs. L.A. Rams, Nov. 4, blocked for an offense that did not surrender a sack for the second consecutive week and gained 487 total net yards...At Cincinnati, Nov. 11, blocked for an offense that did not surrender a sack for the third consecutive week and gained over 500 total yards...vs. Philadelphia, Nov. 18, blocked for a line that did not surrender a sack for fourth consecutive week and gained over 500 total net yards...In the NFC Divisional Playoff vs. Philadelphia, 1/13/19, paved the way for the Saints rushing attack that recorded 137 yards on the ground. **2017** - Started all 16 regular season games and both postseason contests...Started at left tackle in his NFL debut in season opener at Minnesota, Sept. 11...Started at right tackle vs. New England, Sept. 17 and at Carolina, Sept. 24...Started at left tackle before moving to right tackle in second half following season-ending knee injury to Zach Strief vs. Miami at London's Wembley Stadium, Oct. 1, the position he would man for the remainder of the season...Blocked for back-to-back 100-yard rushing games from RB Mark Ingram II vs. Detroit, Oct. 15 and at Green Bay, Oct. 22....Part of an offense that blocked for QB Drew Brees passing for 299 yards vs. Chicago, Oct. 29...Opened up running lanes for 151 yards on the ground vs. Tampa Bay, Nov. 5...Part of a line that blocked for 131 yards rushing and did not allow Brees to be sacked vs. New York Jets, Dec. 17.

COLLEGE - Played only one season at Wisconsin after transferring from Wisconsin-Stevens Point in 2015, where he played his first two seasons...Started all 14 games at left tackle in 2016 in Madison on the way to consensus first-team All-American and All-Big Ten honors...Anchored an offensive line that helped the Badgers rush for 203.1 yards per game...Ranked as season's top run blocker among FBS tackles by Pro Football Focus...Allowed just one sack and eight pressures, per PFF...First-team All-Wisconsin Intercollegiate Athletic Conference and a third-team All-Region selection as a sophomore in 2014, where as a starter at left tackle, helped UWSP rank third in league in scoring offense and total offense...As a freshman in 2013, was a second-team All-WIAC selection, when he played in nine games with eight starts at left tackle and was named team's offensive freshman of the year...Initially enrolled at Division II Winona State in 2012, but did not compete...Took classes at Mid-State Technical College after leaving Winona State, before enrolling at UW-Stevens Point...Sociology major.

PERSONAL - Attended Stevens Point (Wis.) Area HS, where as a senior, he was named first-team All-State by the Wisconsin Football Coaches Association, AP honorable mention All-State, first-team All-Region, first-team All-Wisconsin Valley Conference, team MVP and Offensive Player of the Year...Played in 2012 WFLA All-Star Game...Enjoys hunting, fishing and watching hockey...Ryan Mack Ramczyk was born April 22, 1994 in Stevens Point, Wisc.

RYAN RAMCZYK

Games Played/Started: New Orleans – (2017, 16/16); (2018, 15/15); (2019, 16/16) Totals: 47/47

POSTSEASON

Games Played/Started: New Orleans – (2017, 2/2); (2018, 2/2); (2019, 1/1) Totals: 5/5



SHELDON RANKINS

98

DT

HEIGHT: 6-2 • WEIGHT: 305
COLLEGE: LOUISVILLE
JOINED SAINTS: D1-16
NFL EXPERIENCE: 5
BORN: 4/2/94

NFL CAREER – The third defensive lineman selected in the 2016 NFL Draft, Sheldon Rankins contributed to a defensive unit that ranked 11th in the league in opponent net yards per game, third in sacks and fourth in opponent rushing yards per game. Rankins' ability to rush the passer from the inside as well as take on double teams proved beneficial in 2019 again as he returned from a ruptured Achilles tendon suffered in the 2018 NFC Divisional Playoff to play in ten games and register ten tackles and two sacks.

CAREER TRANSACTIONS – Placed on Injured Reserve, 12/11/19; Fifth-year option exercised, 4/24/19; Placed on Injured Reserve, 1/16/19; Activated from Injured Reserve, 11/5/16; Placed on Injured Reserve, 9/5/16; Signed to a four-year contract, 5/9/16; Selected by the Saints in the first round (12th overall) of the 2016 NFL Draft.

HONORS – **2019:** Ed Block Courage Award (Saints team winner); **2018:** Jim Finks Media Appreciation Award; **2017:** Jim Finks Media Appreciation Award.

2019 – Played in ten games on the team's DL rotation and recorded ten tackles (seven solo) and two sacks, contributing to a unit that ranked 11th in total defense, third in sacks and fourth in opponent rushing yards per game...Returned to action following ruptured Achilles tendon suffered in 2018 NFC Divisional Playoff, making two tackles vs. Dallas, Sept. 29...Recorded first sack of the season, for a seven-yard loss and added three solo tackles at Tampa Bay, Oct. 6...Played in 50th career game and recorded three solo tackles and one sack for seven-yard loss in an effort where New Orleans tied their single-game record for takedowns (nine) on Thanksgiving night at Atlanta, Nov. 28. **2018** – Started all 16 regular season games and one postseason contest for the National Football League's second-ranked rush defense...In opener vs. Tampa Bay, Sept. 9, recorded three tackles (one solo)...Vs. Cleveland, Sept. 16, recorded six tackles (two solo) to tie career-high and added a sack for loss of one yard...At Atlanta, Sept. 23, finished with three solo tackles...Vs. Washington, Oct. 8, finished with two solo tackles and

a sack for 12-yard loss...At Minnesota, Oct. 28, recorded three solo tackles and a career high two sacks for 12-yard loss...Vs. L.A. Rams, Nov. 4, recorded a solo tackle, as part of a run-stopping unit that help an opposing offense to under 100 yards rushing for the seventh consecutive game...At Cincinnati, Nov. 11, finished with two tackles and one sack for seven-yard loss...Vs. Philadelphia, Nov. 18, finished with a solo tackle and a sack for 10-yard loss...Vs. Atlanta, Nov. 22, recorded two solo tackles and a sack for seven-yard loss in Thanksgiving night victory...At Tampa Bay, Dec. 9, finished with three tackles (one solo), a sack for 14-yard loss, and one pass defended as the Saints clinched the NFC South for the second consecutive season...Vs. Pittsburgh, Dec. 23, finished with three tackles and a crucial forced fumble late in the fourth quarter in Saints territory...In the NFC Divisional Playoff vs. Philadelphia, 1/13/19, left with a season-ending leg injury in the first quarter. **2017** - Started all 16 regular season games, posting 26 tackles (16 solo), two sacks for loss of 13 yards, an interception, a pass defended and a forced fumble. Opened both postseason contests and had ten tackles (seven solo) and one sack for a ten-yard loss...Helped a scoring defense that went from 31st in the NFL in 2016 (28.4 ppg.), to surrendering only 20.4 ppg. in 2017, tenth in league...At Green Bay, Oct. 22, had three tackles (two solo) and one forced fumble...At Buffalo, Nov. 12, had two solo tackles, a 27-yard interception return, one pass defended and a sack for five-yard loss...Started at DT and posted two solo tackles vs. Carolina, Dec. 3...Vs. Atlanta, Dec. 24, started at RDE and finished with four tackles (two solo) and one sack for an eight-yard loss...Started at RDE to close out the regular season and had one solo tackle, at Tampa Bay, Dec. 31...In the NFC Wild Card Playoff win, vs. Carolina, 1/7/18, started at DT in his postseason debut and posted five tackles (four solo)...Started at LDT and posted five tackles (three solo) and a sack for ten-yard loss in the NFC Divisional Playoff loss at Minnesota, 1/14/18. **2016** - After missing the first eight weeks of the season (fibula), activated from Injured Reserve, Nov. 5...Appearing in nine games, recorded totals of 26 tackles (17 solo), four sacks for a loss of 32 yards and one forced fumble...Made his NFL debut in win at San Francisco, Nov. 6, posting two tackles (one solo)...Vs. Denver, Nov. 13, recorded three solo tackles, including his first career sack, when he dropped Trevor Siemian...Recorded a career-high six tackles (four solo) at Carolina, Nov. 17...Vs. L.A. Rams, Nov. 27, recorded four tackles (two solo), one sack and a forced fumble...Recorded three tackles (two solo), including a sack for a three-yard loss vs. Detroit, Dec. 4...At Tampa Bay, Dec. 11, recorded two tackles (one solo)...Vs. Tampa Bay, Dec. 24, recorded four tackles (three solo), including a sack for ten-yard loss.

COLLEGE - Played in 46 games at Louisville, producing career totals of 133 tackles (72 solo), 31.5 tackles for loss and 18 sacks...A two-time ACC selection, racked up a career-high 58 tackles, 13 tackles for loss, six sacks, a pass defended and a fumble recovery returned 46 yards for a touchdown as a senior in 2015 and received second-team All-Conference honors...As a junior in 2014, was a third-team All-ACC selection by both the conference's coaches and media. Started all 13 contests and recorded 53 tackles (31 solo) and set career-highs with a club-best eight sacks and 13.5 stops for a loss and also added two interceptions, a pass defended, a forced fumble and a fumble recovery...As a sophomore in 2013, played in ten contests and also started the Russell Athletic Bowl win vs. Miami (Fla.). Finished with 15 tackles (11 solo), four stops for loss, including three sacks and a forced fumble...As a freshman in 2012, appeared in ten games with two

starts, making seven tackles, one stop for loss and one sack. Had a sack for a 11-yard loss in Sugar Bowl win over Florida...Graduated with a degree in exercise science and kinesiology.

PERSONAL – Three-star recruit by Rivals.com and Scout.com at Eastside (Covington, Ga.) HS... Recorded 50 tackles, 17 tackles for loss and nine sacks as a senior in 2011...Two-time second-team All-State honoree...Had high school jersey retired...Played basketball and participated in shotput...Born April 2, 1994.

SHELDON RANKINS

Year	Team	GP	GS	Tot	TACKLES			Yds	INTERCEPTIONS					FUMBLES		
					Solo	Asst	Sk		No	Yds	Lg	TD	PD	FF	FR	Yds
2016	New Orleans	9	0	26	17	9	4.0	32.0	0	0	0	0	0	1	0	0
2017	New Orleans	16	16	26	16	10	2.0	13.0	1	27	27	0	1	1	0	0
2018	New Orleans	16	16	40	26	14	8.0	61.0	0	0	0	0	1	1	0	0
2019	New Orleans	10	0	10	7	3	2.0	14.0	0	0	0	0	0	0	0	0
NFL totals		51	32	102	66	36	16.0	120.0	1	27	27	0	2	3	0	0

CAREER HIGHS: **Tackles** – 6 (2x), at Carolina (11/17/16) and vs. Cleveland (9/16/18); **Solo Tackles** – 4 (2x), last vs. Tampa Bay (12/24/16); **Sacks** – 2.0, at Minnesota (10/28/18); **Forced Fumbles** – 1 (3x), vs. Los Angeles Rams (11/27/16), at Green Bay (10/22/17) and vs. Pittsburgh (12/23/18); **Interceptions** – 1, at Buffalo (11/12/17); **Passes Defensed** – 1 (3x), last at Tampa Bay (12/9/18).

POSTSEASON

Year	Team	GP	GS	Tot	TACKLES			Yds	INTERCEPTIONS					FUMBLES		
					Solo	Asst	Sk		No	Yds	Lg	TD	PD	FF	FR	Yds
2017	New Orleans	2	2	10	7	3	1.0	10.0	0	0	0	0	0	0	0	0
2018	New Orleans	1	1	0	0	0	0.0	0.0	0	0	0	0	0	0	0	0
NFL totals		3	3	10	7	3	1.0	10.0	0	0	0	0	0	0	0	0

POSTSEASON CAREER HIGHS: **Tackles** – 5 (2x), last at Minnesota (1/14/18); **Solo Tackles** – 4, vs. Carolina (1/7/18); **Sacks** – 1, at Minnesota (1/14/18).



**CRAIG
ROBERTSON**

52

HEIGHT: 6-1 • WEIGHT: 234
COLLEGE: NORTH TEXAS
JOINED SAINTS: UFA-16 (CLE)
NFL EXPERIENCE: 9
BORN: 2/11/88

LB

NFL CAREER – In eight NFL seasons, the North Texas product has always been willing to do anything to help his team win. After starting his career as an undrafted player with Cleveland, Robertson has evolved into a key contributor for New Orleans since signing as an unrestricted free agent in 2016. In 2019, he was voted by his teammates as a captain for the third consecutive year and played in all 15 regular season games with one start and appeared in the postseason contest. He posted 22 tackles (16 solo), one sack, one interception, one pass defensed and five special teams stops and added four tackles (two solo) in the

VETERANS

playoff game. In his career, he has tallied 554 tackles (375 solo), nine sacks, ten interceptions, 27 passes defended, three forced fumbles, eight fumble recoveries, one recovered for a touchdown and 48 special teams stops and two coverage fumble recovery over 120 games with 65 starts.

CAREER TRANSACTIONS - Agreed to terms on a two-year contract extension with the Saints, 3/11/19; Signed a three-year contract with the New Orleans Saints (UFA-CLE), 3/25/16; Re-signed by the Browns (ERFA), 4/7/14; Re-signed by the Browns to a reserve/future contract, 1/2/12; Signed by the Cleveland Browns to the practice squad, 12/19/11.

HONORS - **2014:** Cleveland Browns Man of the Year (club nominee for NFL Walter Payton Man of the Year Award).

2019 - Named one of six team captains. Played in 15 regular season games with one start and finished with 22 tackles (16 solo), one sack, one interception, one pass defended and five special teams stops...Posted seven tackles (five solo) and one sack on Thanksgiving night at Atlanta, Nov. 28...Started at MLB vs. San Francisco, Dec. 8 and recorded a team-high eight tackles (five solo), picked off 49ers QB Jimmy Garoppolo early in the third quarter and added a pass defended. In NFC Wild Card Playoff vs. Minnesota, 1/5/20, substituted for an injured Kiko Alonso and finished with four tackles (two solo). **2018** - Named one of six team captains. Played in all 16 regular season games and both postseason contests recording ten tackles (eight solo), one sack, four special teams stops and one recovery of a blocked punt...At Atlanta, Sept. 23, played on special teams, recording a tackle and a second half recovery of a blocked punt by DE Alex Okafor...Vs. Washington, Oct. 8, played on defense and special teams, recording an assisted tackle and a coverage stop...Vs. L.A. Rams, Nov. 4, posted a solo defensive tackle and an assisted special teams stop. Made key fourth down stop on fake field goal attempt to keep Rams short of a first down...At Cincinnati, Nov. 11, played on defense and special teams and finished with one solo tackle and a coverage stop...Vs. Philadelphia, Nov. 18, played on defense and special teams, finishing with two solo tackles and a sack...Vs. Pittsburgh, Dec. 23, played on defense and special teams, recording one solo tackle to stop a fake punt attempt short of the first down marker...Vs. Carolina, Dec. 30, played on defense and special teams and recorded three tackles (two solo). **2017** - Played in all 16 regular season games with 12 starts and posted 77 tackles (50 solo), two sacks, two interceptions, a career-high six passes defended, one forced fumble, a fumble recovery, three special teams stops and a coverage fumble recovery. Started both postseason contests and made 14 tackles (six solo). At Minnesota, Sept. 11, played on defense and special teams and recorded one solo tackle and two special teams stops...Made his first start of the season vs. Detroit, Oct. 15 and led the team with 11 tackles (four solo) and had a sack, a pass defended, a forced fumble and a fumble recovery...Tied for team lead with six tackles (five solo), at Green Bay, Oct. 22 as New Orleans surrendered only 260 total net yards of offense, including only 79 passing...Recorded five tackles (four solo), including two for loss vs. Chicago, Oct. 29, as the Black and Gold gave up only 150 total net passing yards...At L.A. Rams, Nov. 26, posted seven tackles (six solo) and one sack for seven-yard loss...Vs. Carolina, Dec. 3, Posted three tackles (two solo), a pass defended and one coverage fumble recovery...Posted eight tackles at Atlanta, Dec. 7...Posted seven tackles (three solo), a 20-yard interception return and one pass defended vs. N.Y. Jets,

Dec. 17...Posted a team-high ten tackles (seven solo) on Christmas Eve vs. Atlanta, Dec. 24...Finished the regular season with four solo tackles, one interception and a career-high three passes defended in finale at Tampa Bay, Dec. 31...In his NFL postseason debut in NFC Wild Card Playoff vs. Carolina, 1/7/18, posted five tackles (one solo)...In NFC Divisional Playoff game at Minnesota, 1/14/18, posted nine tackles (five solo). **2016** - In his first season with the Black and Gold, he posted a team-high and career-high 131 tackles, one sack, one interception, five passes defended, two fumble recoveries and three special teams stops... Made his first start as a Saint in the opener vs. Oakland, Sept. 11, opening up at WLB and recording a team-high 14 tackles (12 solo), including a tackle for loss. Tied career-high for total tackles and solo stops and added one pass defended... Started at WLB at N.Y. Giants, Sept. 18 and led team for the second consecutive week in tackles with 12 stops (nine solo)...Started at WLB vs. Atlanta, Sept. 26 and led team for the third consecutive week in tackles with 11 stops (five solo)... Started at WLB and played on special teams vs. Carolina, Oct. 16, tying for team lead with ten tackles (team-high seven solo) and adding one pass defended, one fumble recovery and one coverage stop...Started at MLB and saw action on special teams vs. Seattle, Oct. 30 and recorded eight tackles (six solo) and a coverage stop...Started at MLB and also saw action on special teams at San Francisco, Nov. 6 and recorded nine tackles (seven solo), his first interception as a Saint, two passes defended to tie a career-high and one coverage stop...Started at MLB and also saw action on special teams vs. Denver, Nov. 13, recording nine tackles (four solo), including his first sack as a Saint...Started at MLB and also saw action on special teams at Carolina, Nov. 17 and recorded a team-high ten tackles (nine solo)...Inactive at Tampa Bay, Dec. 11, (shoulder)...Started at Arizona, Dec. 18 and recorded four tackles (two solo) and a fumble recovery...Started and recorded team-high ten tackles (nine solo) in finale at Atlanta, 1/1/17. **2015** - Played in 12 games in his final season in Cleveland with nine starts at WLB and totaled 50 tackles (30 solo), an interception, five passes defended, one forced fumble and one fumble recovery. Added nine special teams stops...Registered four tackles (one solo), one pass defended and two special teams stops in opener at N.Y. Jets, Sept. 13...Posted eight tackles (five solo), a pass defended and one forced fumble in the team's home opening victory vs. Tennessee, Sept. 20. In first quarter, jarred ball loose from Titans RB Terrance West that was recovered by CB Joe Haden and set up Browns' second TD...Started vs. Oakland, Sept. 27 and amassed three tackles (two solo) and a special teams stop. Sustained ankle injury in third quarter...Inactive for next four weeks (ankle)...Returned from a four-week absence to start vs. Arizona, Nov. 1 and recorded five tackles (two solo) and two special teams stops...Made the start and a posted team-high seven tackles (five solo) and one special teams stop vs. Cincinnati, Dec. 6...In season finale vs. Pittsburgh, 1/3/16, notched three solo tackles, an interception and a fumble recovery. Picked off QB Ben Roethlisberger in third quarter and returned it career-long 38 yards. **2014** - Saw action in all 16 games with 11 starts and finished third on the team with a career-high 92 tackles (52 solo). Added four passes defended, two interceptions, a fumble recovery returned for a touchdown and ten special teams stops...Notched four tackles vs. Tampa Bay, Nov. 2. Deflected fourth-quarter punt that ultimately netted only one yard, placing Cleveland on Buccaneers 35-yard line to set up game-winning TD drive...Had three tackles and an interception in primetime win at Cincinnati, Nov. 6...Totalled season-high 12 tackles (ten solo), one pass defended and one fumble recovery for a TD vs. Indianapolis, Dec. 7. In

the first quarter, recovered a fumble caused by LB Paul Kruger on a sack in the end zone, his first career TD...Posted game-high ten tackles, an interception and a pass defended vs. Cincinnati, Dec. 14. **2013** - Started 14 games at ILB, tallying 89 tackles, a career-high three sacks, five tackles for loss, an interception, three passes defended, a forced fumble and a fumble recovery...Forced a fumble of Ravens RB Ray Rice, his first career forced fumble at Baltimore, Sept. 15...Posted six tackles (four solo) at Minnesota, Sept. 22. Deflected a QB Christian Ponder pass to cause S T.J. Ward's interception, while he recovered a loose ball on LB Jabaal Sheard's sack-fumble...Recorded six tackles (five solo) and his first sack of season and second of his career vs. Buffalo, Oct. 3...Posted a team-high ten solo tackles and a sack at Kansas City, Oct. 27...Intercepted Roethlisberger, returning it 12 yards at Pittsburgh, Dec. 29. **2012** - Played in all 16 games with three starts and posted 83 tackles (56 solo), two interceptions, one sack for a ten-yard loss, two fumble recoveries, three passes defended and ten special teams stops. Part of kickoff unit that ranked second in NFL, having allowed only a 19.8-yard average on 43 returns...Picked off QB Michael Vick in NFL debut in the season opener vs. Philadelphia, Sept. 9. Along with the interception by fellow rookie L.J. Fort, they became the only Browns linebackers to record a pick in their NFL debuts since 1970...Intercepted QB Joe Flacco pass in end zone at Baltimore, Sept. 27...Dropped QB Tony Romo for first career sack at Dallas, Nov. 18...Recorded a fumble recovery vs. Pittsburgh, Nov. 25...Tallied career-high 14 tackles at Denver, Dec. 23. **2011** - Spent last two weeks on Browns' practice squad.

COLLEGE - Four-year letterman at North Texas (2007-10), appearing in 48 games and totaling 382 career tackles, 3.5 sacks and nine interceptions...In 2010, recorded 133 tackles (71 solo), two sacks, an interception, a forced fumble and a fumble recovery in 12 games...In 2009, played in 12 games and led team with 107 tackles (67 solo). Named honorable mention All-Conference. Added three tackles for loss, 1.5 sacks, an interception, a forced fumble and a fumble recovery...In 2008, opened all 12 games and finished second on team with 94 tackles and two interceptions...As freshman, won the 2007 Byron Gross Award for team's most outstanding linebacker, after tallying 48 tackles and five interceptions...Received a bachelor's degree, as well as a master's degree in programming.

PERSONAL - Prepped at Stafford (Texas) HS...Played QB, RB, WR and DB, while also handling kicking and punting...Earned 11 letters in four sports, including first-team All-District nods in basketball, baseball and football...Named the Browns' 2014 club nominee for the NFL Walter Payton Man of the Year...Participated in various Browns community events, including school, hospital and military visits, Play 60 clinics and Shop with Pro programs, also volunteering at the Cleveland Food Bank and the Boys & Girls Clubs...Participated in the Saints Hall of Fame 2016 and 2019 Golf tournaments and the 2017 weekend event in Biloxi, Miss....Has played in a charity softball game and home run derby at Tulane to benefit Son of a Saint and Team Gleason...Hopes to pursue a Ph.D...Worked as a corporate fitness instructor and played in a semi-pro Australian Rules football league in 2011 after the end of his college career before joining the Browns practice squad for the last two weeks of 2011...Enjoys bowling, golf and watching movies...Born William Craig Robertson on Feb. 11, 1988.

CRAIG ROBERTSON

Year	Team	GP	GS	Tot	TACKLES			Yds	INTERCEPTIONS					FUMBLES		
					Solo	Asst	Sk		No	Yds	Lg	TD	PD	FF	FR	Yds
2011	Cleveland								PRACTICE SQUAD							
2012	Cleveland	16	3	83	56	27	1.0	10.0	2	1	1	0	3	0	2	2
2013	Cleveland	14	14	89	63	26	3.0	4.0	1	12	12	0	3	1	1	7
2014	Cleveland	16	11	92	52	40	0.0	0.0	2	30	15	0	4	0	1	0
2015	Cleveland	12	9	50	30	20	0.0	0.0	1	38	38	0	5	1	1	9
2016	New Orleans	15	15	131	100	31	1.0	6.0	1	29	29	0	5	0	2	5
2017	New Orleans	16	12	77	50	27	2.0	19.0	2	20	20	0	6	1	1	8
2018	New Orleans	16	0	10	8	2	1.0	5.0	0	0	0	0	0	0	0	0
2019	New Orleans	15	1	22	16	6	1.0	9.0	1	0	0	0	1	0	0	0
NFL totals		120	65	554	375	179	9.0	53.0	10	130	38	0	27	3	8	31
Saints totals		62	28	240	174	66	5.0	39.0	4	49	29	0	12	1	3	13

ADDITIONAL STATISTICS: Special Teams Tackles – (2012, 10); (2013, 3); (2014, 10); (2015, 9); (2016, 3); (2017, 3); (2018, 4); (2019, 5) **Total: 48; Special Fumble Recoveries** – (2017, 1) **Total: 1; Blocked Punt Recoveries** – (2018, 1) **Total: 1.**

CAREER HIGHS: Tackles – 14 (2x), last vs. Oakland (9/11/16); Solo Tackles – 12 (2x), last vs. Oakland (9/11/16); Sacks – 1.0 (9x), last at Atlanta (11/28/19); Interceptions – 1 (10x), last vs. San Francisco (12/8/19); Long Interception Return – 38, vs. Pittsburgh (1/3/16); Passes Defensed – 3, at Tampa Bay (12/31/17); Forced Fumbles – 1 (3x), last vs. Detroit (10/15/17); Fumble Recoveries – 1 (8x), last vs. Detroit (10/15/17).

POSTSEASON

Year	Team	GP	GS	Tot	TACKLES			Yds	INTERCEPTIONS					FUMBLES		
					Solo	Asst	Sk		No	Yds	Lg	TD	PD	FF	FR	Yds
2017	New Orleans	2	2	14	6	8	0.0	0.0	0	0	0	0	0	0	0	0
2018	New Orleans	2	0	0	0	0	0.0	0.0	0	0	0	0	0	0	0	0
2019	New Orleans	1	0	4	2	2	0.0	0.0	0	0	0	0	0	0	0	0
NFL totals		5	2	18	8	10	0.0	0.0	0	0	0	0	0	0	0	0

POSTSEASON CAREER HIGHS: Tackles – 9, at Minnesota (1/14/18); Solo Tackles – 5, at Minnesota (1/14/18); Sacks – 0.



PATRICK ROBINSON

21

HEIGHT: 5-11 • WEIGHT: 191
COLLEGE: FLORIDA STATE
JOINED SAINTS: UFA-18 (PHI)
NFL EXPERIENCE: 11
BORN: 9/7/87

CB

NFL CAREER – Possessing an impressive combination of speed and outstanding ball skills, this 2010 first round draft pick made his return to New Orleans in 2018 fresh off a Super Bowl LIII victory with Philadelphia. In 2019, he saw action in 11 games posting 15 tackles (13 solo), two passes defensed and one special teams stop. In ten seasons with the Saints, Chargers, Colts and Eagles he has appeared in 111 career games with 58 starts totaling 335 tackles (274 solo), 14 interceptions, one returned for a touchdown, 84 passes defensed, two sacks, three forced fumbles and three blocked kicks. He looks to continue to provide leadership and depth to the Saints secondary in 2020.

CAREER TRANSACTIONS - Placed by the Saints on Injured Reserve, 9/26/18; Signed a four-year contract with the New Orleans Saints (UFA-Phi.), 3/19/18; Signed a one-year contract with the Eagles, 3/28/17; Released by the Colts, 3/10/17; Signed a three-year contract with the Colts (UFA-SD), 3/23/16; Signed a one-year contract with the Chargers (UFA-NO), 3/19/15; Placed on Injured Reserve by the Saints, 9/18/13; Signed by the Saints to a five-year contract, 7/30/10; Selected by the Saints in the first round (32nd overall) of the 2010 NFL Draft.

HONORS - 2014: Ed Block Courage Award (Saints recipient).

2019 - Appeared in 11 regular season games and the NFC Wild Card Playoff game vs. Minnesota, 1/5/20...Vs. Tampa Bay, Oct. 6, played on defense and special teams, recording one special teams stop...At Tampa Bay, Nov. 17, Played on defense and special teams and recorded three solo tackles...Vs. Carolina, Nov. 24, played on defense and special teams, finishing with two solo tackles...Inactive for next three games...At Tennessee, Dec. 22, played on defense and on special teams, finishing with season-high six solo tackles and a pass defended...At Carolina, Dec. 29, played recorded four tackles (two solo) and a pass defended...In playoff game, played on defense and special teams, finishing with one solo tackle. **2018** - Appeared in three games with one start before a season-ending ankle injury cut season short...Started in a five-defensive back set and finished with two assisted tackles in opener vs. Tampa Bay, Sept 9...Played on defense and recorded four tackles (three solo) vs. Cleveland, Sept 16...Played in 100th career game, Sept 23 at Atlanta. Left in second quarter with season-ending ankle injury. **2017** - Played in all 16 regular season games for Super Bowl LII Champion Eagles with eight starts, posting 54 tackles (46 solo), a sack, tied career-high with four interceptions and career-high 22 passes defended...Led the Eagles in picks and tied for team lead in passes defended...Vs. N.Y. Giants, Sept. 24, picked off his first pass as Eagle when he snagged a deflected Eli Manning pass. Logged season-high six stops and three passes defended...Recorded four solo tackles, and four passes defended vs. Arizona, Oct. 8...Intercepted Cam, Newton at Carolina, Oct. 12...Vs. Denver, Nov. 5, snagged a Brock Osweiler throw...Intercepted Derek Carr vs. Oakland, Dec. 25, marking his fourth pick of the season, tying his previous career-high set in New Orleans in 2011...Appeared in all three postseason games recording seven tackles (four solo), an interception returned for a 50-yard touchdown vs. Minnesota in NFC Championship and two passes defended...Changed the momentum when he intercepted Case Keenum and returned the pick 50 yards for a score to tie game at 7-7. **2016** - Played in seven games with six starts for Colts recording 26 tackles (20 solo), five passes defended and one forced fumble. **2015** - Appeared in all 16 games with ten starts for Chargers posting 49 tackles (43 solo), an interception, eight passes defended and a forced fumble...In the season opener vs. Detroit, Sept. 13, posted three tackles (two solo), one interception and one forced fumble...Vs. Denver, Dec. 6, recorded eight tackles (seven solo) and one pass defended. **2014** - Played in 14 games with six starts and recorded 40 tackles (31 solo), two interceptions, 12 passes defended and four special teams stops. Tied for the team lead in interceptions and ranked second in passes defended. Voted by his Saints teammates as the club recipient of the Ed Block Courage Award after returning to play in 2014 after suffering two separate patellar tendon injuries in 2013 that each required surgery and extensive rehabilitation periods...Posted a career-high three special teams tackles

vs. Minnesota, Sept. 21...Sandwiched between missing two contests with a hamstring injury, posted three tackles (one solo), picked off Mike Glennon and added one pass defended vs. Tampa Bay, Oct. 5...Made one solo tackle and two passes defended at Carolina, Oct. 30, as Panthers managed only 122 net yards passing...Recorded four tackles (three solo) and career-high five passes defended at Pittsburgh, Nov. 30...Made one interception of Jay Cutler and a pass defended at Chicago, Dec. 15. **2013** - Played in the first two games, recording two solo tackles in the opener vs. Atlanta, Sept. 8, before suffering season-ending knee injury at Tampa Bay, Sept. 15. **2012** - Started all 16 games for the first time and had career-high 64 tackles, a sack, three interceptions, one returned for a touchdown, 17 passes defended and a forced fumble...Dropped Robert Griffin III for a nine-yard loss in opener vs. Washington, Sept. 9...Picked off Aaron Rodgers in third quarter at Green Bay, Sept. 30...Tied career-high with nine tackles (seven solo) vs. Chargers, Oct. 7...Had two solo tackles, one pass defended and one forced fumble at Denver, Oct. 28...Gave Saints a first quarter 7-0 lead they wouldn't relinquish vs. Philadelphia, Nov. 5, when Robinson picked off Michael Vick and returned it 99 yards for a TD. Robinson's 99-yard return's tied for longest in team history...Intercepted Colin Kaepernick vs. San Francisco, Nov. 25. **2011** - Played in 15 games with seven starts and registered 54 tackles (42 solo), four interceptions, and 15 passes defended. Contributed on special teams with two stops, one blocked field goal and a blocked PAT...Tied his season-high with six tackles (three solo) vs. Houston, Sept. 25...Recorded his first career interception, when he picked off Blaine Gabbert, in addition to two passes defended and one tackle at Jacksonville, Oct. 2...Made two tackles, intercepted a pass for second straight game, when he picked off Newton and blocked a PAT attempt at Carolina, Oct. 9...Tied a season-high with six tackles (five solo) and added one special teams stop vs. N.Y. Giants, Nov. 28...Made four solo tackles, a pass defended and blocked a FG attempt vs. Detroit, Dec. 4...Recorded four stops, an interception of former Florida State teammate Christian Ponder, and two passes defended at Minnesota, Dec. 18...Registered three solo tackles and broke up two passes vs. Atlanta, Dec. 26...Recorded three solo tackles and his second interception of Newton of season vs. Carolina, 1/1/12...Had three tackles, a pass defense and two special teams stops in NFC Wild Card Playoff vs. Detroit...Posted five tackles (four solo) and two passes defended in NFC Divisional Playoff at San Francisco. **2010** - Played in 11 games with four starts as rookie and recorded 25 tackles (20 solo), three passes defended and four special teams tackles...After seeing reserve action in three of the first four games (declared inactive at San Francisco, Sept. 20), made his first career start and tallied a team-high eight tackles (eight solo) and one pass defended at Arizona, Oct. 10...Started three more games, suffering an ankle injury at Pittsburgh, Oct. 31, which caused him to be declared inactive for the next two contests at Carolina, Nov. 7 and vs. Seattle, Nov. 21...Returned to action at Dallas, Nov. 25 and posted three solo tackles...Recorded four tackles (three solo) in regular season finale vs. Tampa Bay, 1/2/11...Started in nickel defense in NFC Wild Card Playoff at Seattle, and made one solo tackle and one pass defended.

COLLEGE - Played in 45 games at Florida State with 25 starts. Ended college career with 117 tackles, seven interceptions, 21 passes defended, one blocked punt and four forced fumbles...Started 12 games as a senior in 2009 and was named second-team All-ACC, as he finished the season with a career-high 52 tackles (36 solo), two forced fumbles and 11 passes defended...Started eight of

VETERANS

the nine games he appeared in as a junior in 2008, helping the Seminoles rank sixth in the NCAA and first in the ACC in pass defense (162.4 ypg)...Recorded 26 tackles (22 solo), one forced fumble, an interception and four passes defended... As a sophomore, earned honorable mention All-ACC honors. Recorded 28 tackles (18 solo) and a career-high and team-best six interception returns for 87 yards. Interception total ranked third in the ACC and tied for 12th in nation. Also added six passes defended and a forced fumble...Appeared in 12 games as freshman in 2006. Recorded 11 tackles (six solo) and gained 16 yards on a blocked punt return...Also returned blocked PAT for a score vs. Duke...Majored in social science.

PERSONAL - Attended South Miami (Fla.) HS before transferring to Gulliver Prep (Miami, Fla.), seeing time at CB and WR...Florida Sports Writers Association Class 2A first-team All-State after intercepting 11 passes and scoring 10 TDs on offense as a senior in 2005...Also starred in track and field, finishing third in state championships in 100 and 200-meter sprints as senior...As junior, an all-region Prep Star selection, recording 32 catches for 491 yards and six TDs, adding eight interceptions...Born Sept. 7, 1987 in Miami, Fla.

PATRICK ROBINSON

Year	Team	GP	GS	Tot	TACKLES			Yds	INTERCEPTIONS					FUMBLES		
					Solo	Asst	Sk		No	Yds	Lg	TD	PD	FF	FR	Yds
2010	New Orleans	11	4	25	20	5	0.0	0.0	0	0	-	-	3	0	0	0
2011	New Orleans	15	7	54	42	12	0.0	0.0	4	31	25	0	15	0	0	0
2012	New Orleans	16	16	64	54	10	1.0	9.0	3	99	99t	1	17	1	0	0
2013	New Orleans	2	0	2	2	0	0.0	0.0	0	0	-	-	0	0	0	0
2014	New Orleans	14	6	40	31	9	0.0	0.0	2	2	2	0	12	0	0	0
2015	San Diego	16	10	49	43	6	0.0	0.0	1	27	27	0	8	1	0	0
2016	Indianapolis	7	6	26	20	6	0.0	0.0	0	0	-	-	5	1	0	0
2017	Philadelphia	16	8	54	46	8	1.0	0.0	4	36	19	0	22	0	0	0
2018	New Orleans	3	1	6	3	3	0.0	0.0	0	0	-	-	0	0	0	0
2019	New Orleans	11	0	15	13	2	0.0	0.0	0	0	-	-	2	0	0	0
NFL totals		111	58	335	274	61	2.0	9.0	14	195	99t	1	84	3	0	0
Saints totals		72	34	206	165	41	1.0	9.0	9	132	99t	1	49	1	0	0

ADDITIONAL STATISTICS: Special Teams Tackles – (2010, 4); (2011, 2); (2014, 4); (2017, 3); (2019, 1) **Total: 14;** Blocked Field Goals – (2011, 1); (2017, 1) **Total: 2;** Blocked PATs – (2011, 1) **Total: 1.**

CAREER HIGHS: Tackles – 9 (2x), last vs. San Diego (10/7/12); Solo Tackles – 8, at Arizona (10/10/10); Sacks – 2 (2x), last at Los Angeles Rams (12/10/17); Interceptions – 1 (14x), last vs. Oakland (12/25/17); Int. Ret. for TD – 1, vs. Philadelphia (11/5/12); Passes Defended – 5, at Pittsburgh (11/30/14); Forced Fumbles – 1 (3x), last vs. Chicago (10/9/16); Blocked Field Goals – 1 (2x), last vs. Arizona (10/8/17); Special Teams Tackles – 3, vs. Minnesota (9/21/14).

POSTSEASON

Year	Team	GP	GS	Tot	TACKLES			Yds	INTERCEPTIONS					FUMBLES		
					Solo	Asst	Sk		No	Yds	Lg	TD	PD	FF	FR	Yds
2010	New Orleans	1	1	1	1	0	0.0	0.0	0	0	-	-	1	0	0	0
2011	New Orleans	2	1	8	5	3	0.0	0.0	0	0	-	-	3	0	0	0
2017	Philadelphia	3	0	7	4	3	0.0	0.0	1	50	50t	1	2	0	0	0
2019	New Orleans	1	0	1	1	0	0.0	0.0	0	0	-	-	0	0	0	0
NFL totals		7	2	17	11	6	0.0	0.0	1	50	50t	1	6	0	0	0
Saints totals		4	2	10	7	3	0.0	0.0	0	0	-	-	4	0	0	0

ADDITIONAL POSTSEASON STATISTICS: Special Teams Tackles – (2011, 2) **Total: 2;**

POSTSEASON CAREER HIGHS: Tackles – 5, at San Francisco (1/14/12); Solo Tackles – 4, at San Francisco (1/14/11); Interceptions – 1, vs. Minnesota (1/21/18); Int. Ret. for TD – 1, vs. Minnesota (1/21/18); Passes Defended – 2, at San Francisco (1/14/12) and vs. Minnesota (1/21/18); Special Teams Tackles – 2, vs. Detroit (1/7/12).



EMMANUEL SANDERS

17

WR

HEIGHT: 5-11 • WEIGHT: 180
 COLLEGE: SOUTHERN METHODIST
 JOINED SAINTS: UFA-20 (SF)
 NFL EXPERIENCE: 11
 BORN: 3/17/87

NFL CAREER - Blessed with a combination of speed and elusiveness, Emmanuel Sanders enters his 11th season, his first with the Black and Gold. Sanders has played in Super Bowls for three different teams, winning one and has established himself during his tenure with those three clubs as one of the league's most explosive playmakers. He has appeared in 144 regular season contests and started 104 games for Pittsburgh (2010-13), Denver (2014-19), and San Francisco (2019), posting career totals of 601 receptions for 7,893 yards (13.1 avg.) with 42 touchdowns, has rushed 18 times for 159 yards (8.8 avg.) with one touchdown and has completed all three passes for 78 yards and a 35-yard touchdown. On special teams, Sanders has returned 36 punts for 287 yards (8.0 avg.) and brought back 45 kickoffs for 1,083 yards (24.1 avg.) and added 14 coverage stops.

CAREER TRANSACTIONS - Agreed to terms with the New Orleans Saints on a two-year contract (UFA-SF), 3/22/20; Acquired by the San Francisco 49ers from the Denver Broncos in exchange for third and fourth round draft picks in 2020, 10/22/19; Placed on Injured Reserve by Denver, 12/5/18; Re-signed by Denver to a three-year contract extension, 9/7/16; Signed by Denver to a three-year contract (UFA-Pit.), 3/16/14; New England offer sheet matched by the Pittsburgh Steelers (RFA), 4/14/13; Signed by the New England Patriots to a one-year contract offer sheet, 4/10/13; Signed by Pittsburgh to a three-year contract, 6/14/10; Selected in the third round (82nd overall) of the 2010 NFL Draft by Pittsburgh.

HONORS - **2018:** AFC Offensive Player of the Week (Week Seven); **2016:** AFC Pro Bowl; **2014:** Pro Bowl; **2010:** AFC Special Teams Player of the Week (Week Seven).

2019 - Between Broncos and 49ers, played in 17 games (16 starts) and recorded 66 receptions for 869 yards (13.2 avg.) and five touchdowns...Also started all three postseason games and had five receptions for 71 yds. As a member of the Denver Broncos, registered five receptions for 86 yards and one TD at Oakland, Sept. 9...Recorded 11 receptions for 98 yards and one TD vs. Chicago, Sept. 15, as a member of the Broncos, marking the seventh time he has had at least one TD in back-to-back games and tying a career-high in catches...As a member of the Denver Broncos, recorded his first 100-yard game of the season vs. Jacksonville, Sept. 29, as he registered five grabs for 104 yards...Traded to San Francisco, Oct. 22...Caught a four-yard TD on the opening possession vs. Carolina, Oct. 27 in his San Francisco debut. Marked his first TD reception as a 49er...

Hauled in seven receptions for 112 yards and a TD at Arizona, Oct. 31. Registered a TD grab in each of his first two games with 49ers, first 49er to do so since 1950...Had seven receptions for 157 yards and one TD at New Orleans, Dec. 8, marking his 21st career 100-yard game. He caught a 75-yard TD pass from QB Jimmy Garoppolo, tying the longest TD reception of his career. He also threw a 35-yard TD pass to RB Raheem Mostert. It marked the second TD pass of his career (28-yard TD pass at Arizona (10/18/18)). With the TD pass, became first 49ers non-QB throw a TD pass since K David Akers threw a 14-yard TD pass at Rams (1/1/12) and the first WR since Jerry Rice threw a 41-yard TD pass at Atlanta (12/24/95). According to ESPN, also became the first player in franchise history to throw a TD pass and catch a TD pass in the same game. With both a rec. TD and passing TD, became the fifth player since 1970 to have two-or-more career games with at least one receiving TD and one passing TD (Odell Beckham Jr., Walter Payton, LaDainian Tomlinson and Danny White)...On the final drive vs. L.A. Rams, Dec. 21, had a key 46-yard reception on third-and-16 that helped set up the game-winning field goal as time expired. **2018** - Started all 12 games in which he appeared in for Denver and registered 71 receptions for 868 yards and four TDs...In the first game of the season, recorded a season-high 10 receptions for 135 yards and one TD vs. Seattle, Sept. 9...Recorded seven receptions for 115 yards and one TD vs. L.A. Rams, Oct. 14...Hauled in six receptions for 102 yards and one TD at Arizona, Oct. 18...Registered seven receptions for 86 yards and one TD vs. Pittsburgh, Nov. 25, before being placed on the Injured Reserve list, Dec. 5. **2017** - Played in 12 games (11 starts) and registered 47 receptions for 555 yards and two TDs...Picked up six receptions for 62 yards and two TDs vs. Dallas, Sept. 17...Recorded six receptions for 137 yards vs. New England, Nov. 12. **2016** - Started all 16 games and registered 79 receptions for 1,032 yards and five TDs...Recorded nine receptions for 117 yards and two TDs at Cincinnati, Sept. 25...Registered eight receptions for 88 yards and a TD at Tampa Bay, Oct. 2...Hauled in seven receptions for 162 yds. and a TD vs. Kansas City, Nov. 27...Had season-high 11 receptions for 100 yards and a TD at Tennessee, Dec. 11. **2015** - Played in 15 games (15 starts) and registered 76 receptions for 1,135 yards and six TDs...Recorded eight receptions for 87 yards and two TDs at Kansas City, Sept. 17, third career multi-TD game...Registered nine receptions for 111 yards at Oakland, Oct. 11...Recorded four receptions for 109 yards and a TD at Cleveland, Oct. 18...Hauled in six receptions for 90 yards and a TD at Indianapolis, Nov. 8...Registered six receptions for 113 yds. vs. New England, Nov. 29...Recorded a season-high 10 receptions for 181 yards and a TD at Pittsburgh, Dec. 20...Hauled in four receptions for 67 yds. and one TD vs. Cincinnati, Dec. 28. Scored back-to-back TDs for the first time on the season. Started three playoff games, registering 16 receptions for 230 yards as Broncos won Super Bowl 50. **2014** - Started all 16 games and had 101 receptions for 1,404 yds. and nine TDs for Denver...Hauled in eight receptions for 108 yards vs. Kansas City, Sept. 14, first career 100-yard game...Registered season-high 11 receptions for 149 yards at Seattle, Sept. 21...Recorded seven receptions for 101 yards vs. Arizona, Oct. 5, third straight 100-yard game...Recorded nine receptions for 120 yards and three TDs vs. Chargers, Oct. 23, first career multi-TD game...Recorded ten receptions for 151 yds. (15.1 avg.) at New England, Nov. 2...Hauled in five receptions for 67 yards and two TDs at Oakland, Nov. 9, second multi-TD game of season...Regis-

tered seventh 100-yard game of season vs. Miami, Nov. 23, as he recorded nine receptions for 125 yards...Started AFC Divisional Playoff vs. Indianapolis, 1/11/15, where he recorded seven receptions for 46 yards. **2013** - Played in all 16 games (10 starts) and registered in 67 receptions for 740 yards and 6 TDs in last season in Pittsburgh...Recorded three receptions for 70 yards and one TD at N.Y. Jets, Oct. 13...Hauled in seven receptions for 88 yards and a TD at Oakland, Oct. 27...Registered six receptions for 52 yards and a TD at Cleveland, Nov. 24...Registered six receptions for 43 yards and a TD at Baltimore, Nov. 28, scoring TDs in back-to-back games for first time...Hauled in four receptions for 65 yards and one TD vs. Miami, Dec. 8, recording one TD in three consecutive games. **2012** - Played in all 16 games (seven starts). Hauled in 44 receptions for 626 yards and a TD...Recorded two receptions for 20 yds. and one TD at N.Y. Giants, Nov. 4...Registered a season-high 82 receiving yards vs. Baltimore, Nov. 18. **2011** - Appeared in 11 games and registered 22 receptions for 288 yards and two TDs...Registered two receptions for 20 yards and one TD at Baltimore, Sept. 11...Recorded five receptions for 46 yards and one TD at Arizona, Oct. 23...Saw action in AFC Wild Card at Denver, 1/8/12, registering six receptions for 81 yards. **2010** - As rookie, played in 13 games with one start and hauled in 28 receptions for 376 yards (13.4 avg.) and two TDs, along with 25 kickoff returns for 628 yards and four punt returns for 60 yards...Registered five receptions for 41 yards and a TD vs. New England, Nov. 14, marking first career TD...Recorded two receptions for 35 yards and a TD vs. Oakland, Nov. 21...Played in three postseason games, adding seven receptions for 91 yards.

COLLEGE - Started 35 games during his career at SMU...Finished his career as school's all-time leader in receptions (235), TD catches (34) and yds. (3,791). Held SMU records for career 100-yd. receiving games (16) and season 100-yd. games (6). As a senior in 2009, registered 98 receptions for 1,339 yards and seven TDs. Earned First-Team All-C-USA honors in 2008 and 2009. Started 10 games in 2008 as junior...Registered 67 receptions for 958 yards and nine TDs. Ranked 11th in the nation with 95.8 receiving yds. per game. Became the first player in SMU history to record three 600-yd. receiving seasons. Caught 74 passes for 889 yards and nine TDs as a sophomore in 2007. As a freshman in 2006, registered one TD in 6 straight games. Had a team-best nine rec. TDs, the most by a freshman at SMU...Redshirted in 2005...Majored in sociology.

PERSONAL - Attended Bellville (TX) HS, where he was an all-district RB, WR and S...Tallied 24 receptions for 414 yards and one TD while registering 66 carries for 499 yards and 6 TDs as senior...Named Team MVP and Tri-County Offensive Player of the Year his senior season...Letterman in football, baseball, basketball and track...Enjoys playing video games...Investor in a virtual experience company called "Fangage"...Founded the Emmanuel Sanders Foundation with the purpose to provide children with financially disadvantaged families with resources and support to reach their full potential and attain a better life...Born Emmanuel Sanders (3/17/87) in Bellville, Texas.

EMMANUEL SANDERS

Year	Team	RECEIVING						RUSHING					
		GP	GS	No	Yds	Avg	Lg	TD	Att	Yds	Avg	Lg	TD
2010	Pittsburgh	13	1	28	376	13.4	35	2	0	0	-	-	0
2011	Pittsburgh	11	0	22	288	13.1	32	2	0	0	-	-	0
2012	Pittsburgh	16	7	44	626	14.2	37	1	1	4	4.0	4	0
2013	Pittsburgh	16	10	67	740	11.0	55t	6	1	25	25.0	25	0
2014	Denver	16	16	101	1,404	13.9	48	9	8	44	5.5	13	0
2015	Denver	15	15	76	1,135	14.9	75t	6	3	29	9.7	24	0
2016	Denver	16	16	79	1,032	13.1	64	5	1	4	4.0	4	0
2017	Denver	12	11	47	555	11.8	38	2	0	0	-	-	0
2018	Denver	12	12	71	868	12.2	64t	4	4	53	13.3	35t	1
2019	Den./SF	17	16	66	869	13.2	75t	5	0	0	-	-	0
NFL Totals		144	104	601	7,893	13.1	75t	42	18	159	8.8	35t	1

		KICKOFF RETURNS					PUNT RETURNS						
Year	Team	No	Yds	Avg	Lg	TD	No	FC	Yds	Avg	Lg	TD	
2010	Pittsburgh	25	628	25.1	48	0	4	1	60	15.0	38	0	
2011	Pittsburgh	5	93	18.6	25	0	3	0	22	7.3	10	0	
2012	Pittsburgh	1	27	27.0	27	0	9	9	93	10.3	63	0	
2013	Pittsburgh	10	268	26.8	46	0	0	0	0	-	-	0	
2014	Denver	3	54	18.0	22	0	1	1	11	11.0	11	0	
2015	Denver	1	13	13.0	13	0	17	20	103	6.1	14	0	
2017	Denver	0	0	-	-	0	2	0	-2	-1.0	3	0	
NFL Totals		45	1,083	24.1	48	0	36	31	287	8.0	63	0	

Year	Team	PASSING									
		Att	Cmp	Pct	Yds	Yds/Att	TD	Int	Lg	Sk	Lst Rating
2011	Pittsburgh	1	1	100.0	15	15.0	0	0	15	0	0 118.8
2012	Pittsburgh	0	0	0.0	0	0.0	0	0	0	1	7 -
2018	Denver	1	1	100.0	28	28.0	1	0	28t	0	0 158.3
2019	San Francisco	1	1	100.0	35	35.0	1	0	35t	0	0 158.3
NFL Totals		3	3	100.0	78	26.0	2	0	35t	1	7 158.3

ADDITIONAL STATISTICS: Special Teams Tackles – (2010, 12); (2011, 2) **Total: 14.**

CAREER HIGHS: **Receptions** – 11 (3x), last vs. Chicago (9/15/19); **Receiving Yards** – 181, at Pittsburgh (12/20/15); **Long Reception** – 75t (2x), last at New Orleans (12/8/19); **Receiving TDs** – 3, last vs. San Diego (10/23/14); **Rushes** – 2, vs. Arizona (10/5/14); **Rushing Yards** – 35, at Baltimore (9/23/18); **Long Rush** – 35t, at Baltimore (9/23/18); **Rushing TDs** – 1, at Baltimore (9/23/18); **Attempts** – 1 (3x), last at New Orleans (12/8/19); **Completions** – 1 (3x), last at New Orleans (12/8/19); **Passing Yards** – 35, at New Orleans (12/8/19); **Long Completion** – 35t, at New Orleans (12/8/19); **Touchdown Passes** – 1 (2x), last, at New Orleans (12/8/19); **Kickoff Returns** – 6, vs. New England (11/14/10); **Kickoff Return Yards** – 156, vs. New England (11/14/10); **Long Kickoff Return** – 48, at Miami (10/24/10); **Punt Returns** – 3 (4x), last vs. Baltimore (9/13/15); **Punt Return Yards** – 76, at New York Giants (11/4/12); **Long Punt Return** – 6, at New York Giants (11/4/12)

POSTSEASON

Year	Team	RECEIVING						RUSHING					
		GP	GS	No	Yds	Avg	Lg	TD	Att	Yds	Avg	Lg	TD
2010	Pittsburgh	3	0	7	91	13.0	20	0	0	0	-	-	0
2011	Pittsburgh	1	0	6	81	13.5	18	0	0	0	-	-	0
2014	Denver	1	1	7	46	6.6	17	0	0	0	-	-	0
2015	Denver	3	3	16	230	14.4	34	0	0	0	-	-	0
2019	San Francisco	3	3	5	71	14.2	22	0	0	0	-	-	0
NFL Totals		11	7	41	519	12.7	34	0	0	0	-	-	0

CAREER HIGHS: **Receptions** – 7, vs. Indianapolis (1/11/15); **Receiving Yards** – 85, vs. Pittsburgh (1/17/16); **Long Reception** – 34, vs. Pittsburgh (1/17/16); **Receiving TDs** – 0.



TRE'QUAN SMITH

10

WR

HEIGHT: 6-2 • WEIGHT: 210
COLLEGE: CENTRAL FLORIDA
JOINED SAINTS: D3-18
NFL EXPERIENCE: 3
BORN: 1/7/96

NFL CAREER - In his second season, Smith battled through a nagging ankle injury to play in 11 games with six starts, posting 18 receptions for 234 yards (13.0 avg.), with five of his grabs going for touchdowns. At just 24 years old and entering his third season, Smith will look to build on his first two campaigns where he has grabbed ten touchdowns and averaged 14.4 yards per catch and compete for more snaps.

CAREER TRANSACTIONS - Signed to a four-year contract, 5/21/18; Selected by the New Orleans Saints in the third round (91st overall) of the 2018 NFL Draft.

HONORS - **2018:** Pepsi NFL Rookie of the Week (Week 11)

2019 - Played in 11 regular season games with six starts and was inactive for five games...Had 18 receptions for 234 yards (13.0 avg.) and five touchdowns. Played in NFC Wild Card Playoff vs. Minnesota, 1/5/20 with no statistics...Inactive with ankle injury, weeks Two-Three and Five-Seven...Started in opener vs. Houston, Sept. 9 and recorded two receptions for 26 yards with one touchdown...Posted three receptions for 49 yards at L.A. Rams, Sept. 15...Hauled in 13-yard touchdown vs. Carolina, Nov. 24...Caught two passes for 29 yards with one touchdown vs. San Francisco, Dec. 8...Grabbed a 21-yard touchdown vs. Indianapolis, Dec. 26...Hauled in five receptions for 56 yards and one touchdown in regular season finale at Carolina, Dec. 29. **2018** - In his first season with the Saints, saw action in 15 games with seven starts and totaled 28 receptions for 427 yards (15.3 avg.) and five touchdowns...Inactive for contest vs. Atlanta, Nov. 22 with foot injury...Played in his first-career game in regular season opener vs. Tampa Bay, Sept. 9...Started his first career game and caught a pass for an 18-yard gain vs. Cleveland, Sept. 1...In Week five win vs. Washington, Oct. 8, started and scored first career touchdown on a 62-yard pass from QB Drew Brees to make him NFL's all-time passing yardage leader, finishing with three receptions for 111 yards (37.0 avg.) and two scores...In Week Seven win at Baltimore, Oct. 21, Started and recorded 44 yards on three catches...Caught a team-high ten passes for a club-best 157 yards (15.7 avg.) and one touchdown, vs. Philadelphia, Nov. 18 as he earned Pepsi NFL Rookie of the Week honors...In the regular season finale vs. Carolina, Dec. 30, caught three passes for 30 yards and one touchdown...In his postseason debut in NFC Divisional Playoff vs. Philadelphia, 1/13/19, recorded a 15-yard catch and a five-yard rush...In NFC Championship vs. L.A. Rams, 1/20/19, caught a pass for a gain of ten yards.

COLLEGE - Emerging as one of the UCF's top offensive weapons from 2015-17, Smith caught 168 passes for 2,748 yards (16.4 avg.) with 22 touchdowns...For

VETERANS

the 13-0 Knights in 2017, started all 13 games he played in and hauled in 54 receptions for 1,082 yards (19.9 avg.) and 13 TDs, his first 1,000-yard receiving season...AAC All-Academic and first-team All-Conference selection...20 plays of 20 yards or more, including seven TD grabs...Carried five times for 23 yards and a TD...Started all 13 games in 2016 and led team with 57 receptions for 853 yards and five TDs. Passed 100 yards four times. Second on team with 12 plays of 20 or more yards...League coaches voted him as 2015 AAC Rookie of the Year...Phil Steele All-AAC third-team...First freshman in UCF history to lead team in receptions and receiving yards...Boasted 52 receptions for 724 yards (13.9 avg.) and four TDs...Set UCF freshman records for receptions and receiving yards with three 100-yard receiving games...Redshirted as a freshman in 2014 and earned a spot on AAC All-Academic Team...Graduated in 2017 with a bachelor's degree in interdisciplinary studies, attaining conference All-Academic honors.

PERSONAL – WR and DB at Village Academy (Delray Beach, Fla.) HS...Earned a spot on the *Palm Beach Post* All-Area first-team (small schools) in 2012 and 2013, when Village Academy reached 2012 and 2013 FHSAA 2A regional semifinals...Posted 30 catches for 674 yards, had 429 rushing yards with 14 overall touchdowns and intercepted three passes as a senior...Collected 41 receptions for 1,086 yards and 12 TDs as junior when he was on the All-State second-team, while posting seven interceptions with two returned for TDs...Listed as the No. 4 prospect in Palm Beach County by the *Sun-Sentinel*...Named 2012 Class 2A Underclassman MVP of the Year by FloridaHSFootball.com...Basketball second-team all-area (small schools) pick as junior forward, averaging 15 points and 14 rebounds per game...Honorable-mention all-area in the 400M in track and field, claiming the district championship and was a state semifinalist by clocking time of 51.70 seconds...Began playing football as junior, picking up two letters, and earned three in basketball and two in track and field...Honor roll member final two years...Participated in the 2019 Saints Hall of Fame Golf Tournament in New Orleans...Born on January 7, 1996 in Boynton Beach, Fla.

TRE'QUAN SMITH

Year	Team	GP	GS	No	RECEIVING			
					Yds	Avg	Lg	TD
2018	New Orleans	15	7	28	427	15.3	62t	5
2019	New Orleans	11	6	18	234	13.0	32	5
NFL Totals		26	13	46	661	14.4	62t	10

CAREER HIGHS: Receptions – 10, vs. Philadelphia (11/18/18); Receiving Yards – 157, vs. Philadelphia (11/18/18); Long Reception – 62t, vs. Washington (10/8/18); Receiving TDs – 2, vs. Washington (10/8/18).

POSTSEASON

Year	Team	GP	GS	No	RECEIVING			
					Yds	Avg	Lg	TD
2018	New Orleans	2	1	2	25	12.5	15	0
2019	New Orleans	1	0	0	0	-	-	0
NFL Totals		3	1	2	25	12.5	15	0

POSTSEASON ADDITIONAL STATISTICS: Rush Attempts – One five-yard rush in 2018.

CAREER HIGHS: Receptions – 1 (2x), last vs. L.A. Rams (1/20/19); Receiving Yards – 15, vs. Philadelphia (1/13/19); Long Reception – 15, vs. L.A. Rams (1/20/19); Receiving TDs – 0.



NOAH
SPENCE

57

DE

HEIGHT: 6-2 • WEIGHT: 251
COLLEGE: EASTERN KENTUCKY
JOINED SAINTS: FA-19
NFL EXPERIENCE: 5
BORN: 1/8/94

NFL CAREER – A fifth-year defender, Spence joined the Saints to add depth to the defensive line late in 2019. Spence spent his first three seasons with the Tampa Bay Buccaneers, who originally picked him in the second round of the 2016 NFL Draft (39th overall) out of the Eastern Kentucky. Spence saw his best season as a rookie in 2016, posting 22 total tackles (16 solo) with 5.5 sacks, two passes defended and three forced fumbles. For his career, he has played in 34 games with nine starts. Overall, he has tallied 37 tackles (24 solo), 7.5 sacks, two passes defended and four forced fumbles.

CAREER TRANSACTIONS – Placed by New Orleans on Reserve/NFI, 5/26/20; Re-signed by New Orleans to a one-year contract, 3/24/20; Signed by the New Orleans Saints, 12/11/19; Waived by Washington, 11/19/19; Signed by Washington, 9/18/19; Waived by Buccaneers, 8/31/19; Placed by Buccaneers on Injured Reserve, 10/25/17; Signed by Buccaneers to a four-year contract, 5/12/16; Selected by the Tampa Bay Buccaneers in the second round (39th overall) of the 2016 NFL Draft.

HONORS – **2016:** NFL Defensive Rookie of the Month (November); Pepsi Rookie of the Week (Week 12).

2020 – Placed on Reserve/NFI, May 26. **2019** – Signed by New Orleans in Week 15, but was inactive for final three regular season contests and NFC Wild Card Playoff...Played in seven games with Washington where he recorded one sack, two QB hurries and three total tackles. **2018** – Played in 12 games in final season in Tampa Bay, posting three tackles...Played in a reserve role in season-opening win at New Orleans, Sept. 9...Played on special teams at Carolina, Nov. 4...Logged one tackle in win vs. San Francisco, Nov. 25...Recorded one tackle vs. Atlanta, Dec. 30. **2017** – Played and started the first six games for Tampa Bay before being placed on Injured Reserve...Recorded nine total tackles, a sack for a loss of 11 yards and a forced fumble...Vs. Chicago, Sept. 17, posted two solo tackles, a sack and a forced fumble. **2016** – Played in all 16 games with three starts in rookie season for Tampa Bay...Recorded career-high 22 tackles (16 solo), 5.5 sacks, 12 QB hurries, two passes defended and three forced fumbles...Named November NFL Defensive Rookie of the Month...Earned Pepsi Rookie of the Week honors (Week 12)...Posted three tackles and a sack against Oakland, Oct. 30...Recorded four tackles at Kansas City, Nov. 20...Posted season-high five tackles, 1.5 sacks and two forced fumbles vs. Seattle, Nov. 27...Recorded three tackles in finale vs. Carolina, 1/1/17.

COLLEGE – Played redshirt junior campaign at Eastern Kentucky in 2015, totaling 63 tackles, 22.5 tackles for loss, 11.5 sacks, fourth-most in EKU history,

VETERANS

three forced fumbles and two fumble recoveries...Named FCS All-American by AP, STATS, Walter Camp Foundation and *College Sporting News* "Fabulous Fifty" and College Football Performance Awards FCS National Defensive Performer of the Year...11.5 sacks are fourth-most in a single season in ECU record books...Redshirted in 2014 after transferring from Ohio State, where he spent two seasons, appearing in 24 games with 13 starts, 64 tackles, 15.5 tackles for loss, 8.5 sacks and one forced fumble...Started all 13 games as a sophomore in 2013 recording 52 tackles, 14.5 for loss, 8.5 sacks and one forced fumble...Earned first-team All-Big Ten honors from league media and second-team honors from the league's coaches...As true freshman (2012), played in 11 games, tallying 12 tackles and a sack.

PERSONAL - Attended Bishop McDevitt (Harrisburg, Pa.) HS ...Played in Under Armour All-American game, setting a record with three sacks...2011 Pennsylvania Gatorade Player of the Year...Named Maxwell Club 2011 National High School Player of the Year...Son of Helen and Greg Spence, who have four biological children and five adopted sons...Father played at North Carolina State...As a member of the Buccaneers, participated in numerous community initiatives... Born January 8, 1994 in Harrisburg, Pa.

NOAH SPENCE

Year	Team	GP	GS	Tot	TACKLES			Yds	INTERCEPTIONS					FUMBLES		
					Solo	Asst	Sk		No	Yds	Lg	TD	PD	FF	FR	Yds
2016	Tampa Bay	16	3	22	16	6	5.5	33.5	0	0	0	0	2	3	0	0
2017	Tampa Bay	6	3	9	5	4	1.0	11.0	0	0	0	0	0	1	0	0
2018	Tampa Bay	12	0	3	2	1	0.0	0.0	0	0	0	0	0	0	0	0
2019	Washington	7	0	3	1	2	1.0	0.0	0	0	0	0	0	0	0	0
NFL totals		41	6	37	24	13	7.5	44.5	0	0	0	0	2	4	0	0

CAREER HIGHS: Tackles - 5, vs. Seattle (11/27/16); Sacks - 1.5, vs. Seattle (11/27/16); Interceptions - 0; Long Interception Return - 0; Passes Defensed - 1 (2x), last vs. New Orleans (12/11/16); Forced Fumbles - 1 (4x), last vs. Chicago (9/17/17); Fumble Recoveries - 0.

TAYLOR
STALLWORTH95
DT

HEIGHT: 6-2 • WEIGHT: 305
COLLEGE: SOUTH CAROLINA
JOINED SAINTS: FA-18
NFL EXPERIENCE: 3
BORN: 8/18/95

NFL CAREER - Stallworth was added following the 2018 NFL Draft for a Saints defense continually looking to get bigger in the trenches improve against the run. The 6-foot-2 inch, 305-pounder is a good athlete with outstanding size and deceiving athleticism from an initial baseball background that will provide a presence on the Saints' defensive front again. The University of South Carolina product is quick and agile, but also stout at the point of attack. Stallworth played

in four games in 2019, recording eight tackles and one pass defended.

CAREER TRANSACTIONS - Re-signed to active roster from practice squad, 12/16/19; Signed to practice squad, 9/20/19; Waived, 9/17/19; Signed by the New Orleans Saints as an undrafted free agent, 5/8/18.

2019 - Played in four regular season games in team's DL rotation in Weeks One and 15-17, recording eight tackles (five solo) and a pass defended. Spent Weeks 3-14 on practice squad...In NFC Wild Card Playoff vs. Minnesota, 1/5/20, added a solo tackle. **2018** - In rookie season, played in 13 regular season games and recorded eight tackles (five solo), one sack and one fumble recovery...Added five tackles (two solo) in two playoff contests...Recorded a fumble recovery at N.Y. Giants, Sept. 30...Posted one tackle and his first career sack at Dallas, Nov. 29... Played in NFC Divisional Playoff vs. Philadelphia, 1/13/19, and recorded three tackles (two solo)...Played in NFC Championship, vs. Los Angeles Rams, 1/20/19 and recorded two assisted tackles.

COLLEGE - Recorded 87 tackles (42 solo), 6.5 stops for loss, a sack and six passes defended in four seasons for Gamecocks, as he played in 43 games with 31 starts, opening all 26 contests his final two seasons...In 2017, started all 13 games and recorded 30 tackles (14 solo), 2.5 stops for loss and two passes defended...As junior in 2016, started all 13 games and shared defensive Unselfish Teammate Award as selected by players...Had 41 tackles, three tackles for loss and a sack...As a sophomore in 2015, played in nine contests with five starts and credited with eight tackles...As a freshman in 2014, played in eight games and recorded eight tackles...Majored in hospitality management.

PERSONAL - Played baseball and football at Murphy (Mobile, AL.) HS, where Rivals.com considered him the 12th-best player in Alabama and the nation's 30th-best defensive tackle...Credited with 53 tackles, including 12 for loss, seven hurries and four sacks in 2013...Enjoys cooking...Taylor Joseph Stallworth was born August 18, 1995.

TAYLOR STALLWORTH

Year	Team	GP	GS	Tot	TACKLES			Yds	INTERCEPTIONS					FUMBLES		
					Solo	Asst	Sk		No	Yds	Lg	TD	PD	FF	FR	Yds
2018	New Orleans	13	0	8	5	3	1.0	0.0	0	0	0	0	0	0	1	0
2019	New Orleans	4	0	8	5	3	0.0	0.0	0	0	0	0	1	0	0	0
NFL totals		17	0	16	10	6	1.0	0.0	0	0	0	0	1	0	1	0

CAREER HIGHS: Tackles - 4, vs. Carolina (12/30/18); Solo Tackles - 3, vs. Carolina (12/30/18); Sacks - 1, vs. Dallas (11/29/18); Interceptions - 0; Passes Defended - 1, at Carolina (12/29/19); Forced Fumbles - 0; Fumble Recoveries - 1, at N.Y. Giants (9/30/18).

POSTSEASON

Year	Team	GP	GS	Tot	TACKLES			Yds	INTERCEPTIONS					FUMBLES		
					Solo	Asst	Sk		No	Yds	Lg	TD	PD	FF	FR	Yds
2018	New Orleans	2	0	5	2	3	0.0	0.0	0	0	0	0	0	0	0	0
2019	New Orleans	1	0	1	1	0	0.0	0.0	0	0	0	0	0	0	0	0
NFL totals		2	0	5	2	3	0.0	0.0	0	0	0	0	0	0	0	0

CAREER HIGHS: Tackles - 3, vs. Philadelphia (1/13/19); Solo Tackles - 2, vs. Philadelphia (1/13/19); Sacks - 0; Interceptions - 0; Passes Defended - 0; Forced Fumbles - 0; Fumble Recoveries - 0.

VETERANS



D.J.
SWEARINGER SR. 36

HEIGHT: 5-10 • WEIGHT: 205
COLLEGE: SOUTH CAROLINA
JOINED SAINTS: FA-19
NFL EXPERIENCE: 8
BORN: 9/1/91

S

NFL CAREER - Swearinger signed with New Orleans in Week 16 of the 2019 season to contribute on defense and special teams and will look to contribute on defensive packages and on special teams again in 2020. Originally a second round pick by Houston in 2013, Swearinger spent two seasons with the Texans has since made stops with Tampa Bay (2015), Arizona (2015-16, 2019), Washington (2017-18), Oakland (2019) and New Orleans (2019). Over his seven-year career, he has appeared in 99 contests and made 73 starts, compiling 398 tackles (308 solo), 4.5 sacks, 14 interceptions, 42 passes defended, nine forced fumbles, four fumble recoveries and eight special teams stops. Most recently with Arizona, Oakland and New Orleans in 2019, Swearinger appeared in nine games with seven starts and collected 44 tackles (32 solo), three passes defended and one assisted special teams stop.

CAREER TRANSACTIONS - Agreed to terms with the New Orleans Saints on a one-year contract, 3/23/20; Signed by the New Orleans Saints, 12/18/19; Waived by the Oakland Raiders, 12/10/19; Signed by the Oakland Raiders 11/9/19; Released by the Cardinals, 9/30/19; Claimed by Cardinals via waivers from Washington, 12/25/18; Waived by Washington, 12/24/18; Signed by Washington (UFA-Arz.), 3/10/17; Signed by Cardinals (RFA), 4/18/16; Signed to active roster by the Arizona Cardinals, 12/18/15; Signed to practice squad by the Arizona Cardinals, 12/1/15; Waived by the Tampa Bay Buccaneers, 11/17/15; Claimed via waivers by the Tampa Bay Buccaneers, 5/12/15; Waived by the Houston Texans, 5/11/15; Signed by the Houston Texans to a four-year contract, 7/25/13; Selected in the second round (57th overall) in the 2013 NFL Draft by Houston Texans.

2019 - With Arizona, Oakland and New Orleans in 2019, Swearinger appeared in nine games with seven starts and collected 44 tackles (32 solo), three passes defended and one assisted special teams stop...Made two consecutive starts beginning Nov. 17 vs. Cincinnati, where he led team with seven tackles (five) in his Raiders debut... Nov. 24 at New York Jets, recorded four tackles (three) and one pass defended...Dec. 1 vs. Kansas City, registered four tackles...Made Saints debut in regular season finale at Carolina, Dec. 29, recording one assisted tackle, one pass defended and one assisted coverage stop. **2018** - Started all 15 games in which he played for Washington, totaling 53 tackles and matching career-highs with two sacks, four interceptions, ten passes defended and three forced fumbles...Sept. 16, vs. Indianapolis, picked off two Andrew Luck passes, which Washington converted into two scoring drives, for second-career multi-interception

game...Oct. 14, vs. Carolina, strip-sacked Cam Newton and collected a season-high seven tackles...Oct. 21 vs. Dallas, forced and recovered a Dak Prescott fumble and had four tackles...Oct. 28 at New York Giants, Posted five tackles, had a season-high three passes defended and added two interceptions...Nov. 18 vs. Houston, recorded his second sack and third forced fumble of season. **2017** - Named a defensive team captain in his first season with Washington...Started all 16 games for the first time in his National Football League career and set career-highs in total tackles (79), solo tackles (61), passes defended (10) and interceptions (four)...Sept. 10, vs. Philadelphia, logged five tackles and one pass defended in his Washington debut...Oct. 2, at Kansas City, recorded five tackles and a split-sack...Oct. 15, vs. San Francisco, registered six tackles (three solo) and a pass defense...Nov. 15, at Seattle, had three tackles and two passes defended...Nov. 12, vs. Minnesota, picked off an attempted two-point conversion and nearly returned it for a score. Also collected five tackles, a career-high two interceptions and two passes defended, his first multi-pick game...Nov. 19, at New Orleans, tallied six tackles, an interception and a pass defended...Dec. 31, at N.Y. Giants, set career-highs in total tackles (11) and solo tackles (nine) and had his first forced fumble of season. **2016** - Played in every game in first full season in Arizona and started final 12, recording 63 tackles, three interceptions, eight passes defended, two sacks, four tackles for loss, two QB hits and two special teams stops...Sept. 18, vs. Tampa Bay Picked off Jameis Winston on final play...Sept. 25, at Buffalo, collected three tackles on defense and two stops on special teams...Oct. 6, at San Francisco, had seven tackles, one sack and one pass defended...Oct. 17, at N.Y. Jets, recorded four tackles, an interception and two passes defended...Oct. 30, at Carolina, tallied a season-high seven solo tackles...Nov. 27, at Atlanta posted an interception to help set up a field goal before halftime...Tied a season best with seven solo tackles, one for loss and two passes defended...Dec. 18, vs. New Orleans, notched three tackles, including one for loss...At L.A. Rams, 1/1/17, logged a 13-yard sack of Jared Goff in the fourth quarter and added five solo tackles, including one for loss. **2015** - Played in 11 games with the Buccaneers and Cardinals, finishing the season with 19 tackles, two fumble recoveries, one forced fumble and a pass defended...Totaled 11 tackles, one fumble recovery and a special teams tackle in seven games with Tampa Bay before being waived on Nov. 17...Signed to Cardinals practice squad on Dec. 1 and was elevated to active roster on Dec. 8...Played in last four games and both playoff contests...Dec. 10, vs. Minnesota, made Cardinals debut...Dec. 20, at Philadelphia, started as part of the nickel defense and had three tackles and a pass defended...Recovered a fumble in the third quarter that led to a TD on the ensuing possession...Dec. 27, vs. Green Bay, forced a James Starks fumble on the first play of the third quarter that helped set up a Cardinals TD two plays later. **2014** - Played 16 games (12 starts) for Houston and collected 73 tackles, two interceptions, six passes defended, one sack, three forced fumbles and one fumble recovery...Sept. 7, vs. Washington, collected first career sack in opener and added eight tackles and a forced fumble...Sept. 14, at Oakland, notched a forced fumble and a fumble recovery...Sept. 28, vs. Buffalo, logged third forced fumble in the first four games...Oct. 26, at Tennessee, notched his first interception of season and returned it 25 yards to set up a field goal...Nov. 2, vs. Philadelphia, matched season-high with eight tackles...Dec. 7, at Jacksonville, posted second interception. **2013** - Played all 16 games

VETERANS

and started final 10 as rookie for Houston, finishing with 67 tackles, an interception, four passes defended, one forced fumble and four special teams stops... Sept. 9, at San Diego, had a tackle on defense and special teams in his NFL debut...Oct. 20, at Kansas City, collected five tackles in first career start...Nov. 10, at Arizona, recorded his first career interception...Dec. 29, at Tennessee, had a season-high 10 tackles and his first-career forced fumble.

COLLEGE – During his college career at the University of South Carolina, Started 33 of 52 games played and finished career with 244 tackles, 6.5 tackles for loss, 16 passes defended, six interceptions (two returned for touchdowns), four forced fumbles and two fumble recoveries...Earned All-SEC as a senior in 2012 after starting 12 games and recorded 79 tackles, two interceptions (one TD return), two forced fumbles and one fumble recovery...Had career-high 80 tackles as a junior. Added three interceptions, three passes defended and a forced fumble...Tallied 66 tackles, five passes defended, one interception returned for a TD and one forced fumble as sophomore...Appeared in all 13 games and had 19 tackles as freshman...Majored in retailing business.

PERSONAL – Attended Greenwood (S.C.) HS...Played run-option quarterback, wide receiver and safety...Earned second-team All-State as senior with 904 yards and 12 TDs on the ground and 20 catches for 201 yards...Had 77 tackles, eight passes defended and two forced fumbles...Founded his not-for-profit, 2 Spoonz Foundation, with the aim to give back to underprivileged kids and make a positive impact within his hometown community of Greenwood...In April of 2019, hosted the first-annual D.J. Swearinger Celebrity Charity Basketball Game in his home state of South Carolina with proceeds from the event benefitting the Boys & Girls Clubs of the Midlands...In April, donated lunches on Fridays throughout the month for youth in Greenwood to provide support during the coronavirus pandemic...Full name is Dayario Jamal Swearinger.

D.J. SWEARINGER SR.

Year	Team	GP	GS	Tot	TACKLES			Yds	INTERCEPTIONS					FUMBLES		
					Solo	Asst	Sk		No	Yds	Lg	TD	PD	FF	FR	Yds
2013	Houston	16	10	67	50	17	0.0	0.0	1	0	0	0	4	1	0	0
2014	Houston	16	12	73	51	22	1.0	8.0	2	31	25	0	6	3	1	0
2015	TB-Arz.	11	1	19	14	5	0.0	0.0	0	0	0	0	1	1	2	12
2016	Arizona	16	12	63	58	5	2.0	13.0	3	13	12	0	8	0	0	0
2017	Washington	16	16	79	61	18	0.5	2.5	4	32	31	0	10	1	0	0
2018	Washington	15	15	53	42	11	1.0	6.0	4	33	22	0	10	3	1	0
2019	Arz.-Oak.-NO	9	7	44	32	12	0.0	0.0	0	0	0	0	3	0	0	0
NFL totals		99	73	398	308	90	4.5	29.5	14	109	31	0	42	9	4	12
Saints totals		1	0	1	0	1	0.0	0.0	0	0	0	0	1	0	0	0

ADDITIONAL STATISTICS: Special Teams Tackles – (2013, 4); (2015, 1); (2016, 2); (2019, 1) **Total: 8.**

CAREER HIGHS: Tackles – 11, at New York Giants (12/31/17); Sacks – 1.0 (4x), last vs. Carolina (10/14/18); Interceptions – 2 (3x), last at New York Giants (10/28/18); Long Interception Return – 31, vs. Minnesota (11/12/17); Passes Defended – 3, at New York Giants (10/28/18); Forced Fumbles – 1 (9x), last vs. Houston (11/18/18); Fumble Recoveries – 1 (4x), last vs. Dallas (10/21/18).



MICHAEL
THOMAS

13

WR

HEIGHT: 6-3 • WEIGHT: 212
COLLEGE: OHIO STATE
JOINED SAINTS: D2A-16
NFL EXPERIENCE: 5
BORN: 3/3/93

NFL CAREER – Entering his fifth season, Thomas is regarded as the NFL's premier wide receiver. In 2019, the former Ohio State standout was selected to the Pro Bowl for the third consecutive season and selected an *Associated Press* first-team All-Pro for the second consecutive campaign and as AP NFL Offensive Player of the Year. He won his second consecutive NFL receiving title, totaling a league-record 149 receptions for a team-record 1,725 yards, the seventh-highest total in league history. His nine touchdown grabs tied for the team lead. Thomas continues to develop and excel beyond his impressive numbers, showing an exceptional ability to make the tough catch. In his first four campaigns, he has recorded 470 receptions for 5,512 yards and 32 touchdowns, the most receptions and receiving yards by a player in NFL history in his first four seasons.

CAREER TRANSACTIONS – Signed to a five-year contract extension by New Orleans, 7/31/19; Signed to a four-year contract, 5/9/16; Selected by the Saints in the second round (47th overall) of the 2016 NFL Draft.

HONORS – 2019: Pro Bowl (starter); *Associated Press* NFL Offensive Player of the Year; First-team AP and Pro Football Focus All-Pro; PFWA All-NFL and All-NFC; *The Sporting News*, and Bleacher Report All-Pro; NFC Offensive Player of the Month (November); Committee of 101 NFC Offensive Player of the Year.

2018: Pro Bowl (starter); First-team AP and Pro Football Focus All-Pro; PFWA All-NFL and All-NFC; *The Sporting News*, and Bleacher Report All-Pro; NFC Offensive Player of the Week (Week 9). **2017:** PFWA All-NFC; Pro Bowl. **2016:** PFWA and NFL.com All-Rookie.

2019 – Appeared in all 16 regular season games with 15 starts totaling an NFL-record 149 receptions for a league-high and club-record 1,725 yards and nine touchdowns, tied for team lead...Surpassed Odell Beckham Jr. (61 games) as the fastest player to record 400 receptions...Surpassed Pro Football Hall of Famer Randy Moss (5,396 yards from 1998-2001) for the most receiving yards through a player's first four seasons...Vs. Houston, Sept. 9, started and finished with 123 yards on 10 receptions...At L.A. Rams, Sept. 15, started and led team in receiving with 89 yards on ten receptions...At Seattle, Sept. 22, started and finished with 54 yards on five receptions and a touchdown. Joined Beckham and Anquan Boldin as only the third player in NFL history with at least 300 catches and 4,000 receiving yards in his first 50 games...Vs. Dallas, Sept. 29, finished with nine receptions for 95 yards, becoming only the fifth player in Saints history with 350 receptions and also tied Beckham for reaching 350 catches quickest in NFL history (52 games)...Vs. Tampa Bay, Oct. 6, started and finished with 11 receptions for 182 yards (16.6 avg.) and two touchdowns. It was Thomas' fifth career multi-touch-

down game. 182 receiving yards was Thomas' largest output since his 211 in a 2018 Week Nine victory over L.A. Rams, also the last game before this first half in which Thomas finished a half with 100 yards...At Chicago, Oct. 20, started and led team in receiving with nine receptions for 131 yards (14.6 avg.)...Vs. Arizona, Oct. 27, started 50th career game and finished with 11 receptions for 112 yards and a TD...Vs. Atlanta, Nov. 10, started and recorded 152 yards on 13 receptions. He surpassed Beckham (61 games) as the fastest player in NFL history to record 400 receptions with a seven-yard grab with :48 remaining in the second quarter. Recorded his 401st career reception with 13:10 to play in the third quarter, surpassing Jarvis Landry (400 receptions) for the most grabs in a player's first four seasons. Increased his season total to 1,027 receiving yards and surpassed 1,000 yards in each of his first four seasons. Recorded third consecutive game with at least 100 receiving yards, and had the 14th 100-yard receiving game of his career, surpassing TE Jimmy Graham (2010-14) for fourth in club record books...At Tampa Bay, Nov. 17, Started and led team in receiving with eight grabs for 144 yards (18.0 avg.) and one touchdown, his sixth 100-yard game of 2019 and 15th of his career. Four straight games with over 100 yards receiving tying a club record set by Graham in 2011 and 2013. With 4,928 career receiving yards, Thomas surpassed Danny Abramowicz for fourth place in club history...Vs. Carolina, Nov. 24, had ten receptions for 101 yards and one TD, becoming only fifth player in NFL history to have at least 100 receptions and 1,200 receiving yards in three consecutive seasons, joining Antonio Brown, Marvin Harrison, Herman Moore, and Jerry Rice. Joined Marques Colston, Eric Martin, and Joe Horn as only the fourth player with 5,000 receiving yards as a member of the Saints. Became the first Saint to have at least 100 receiving yards in five consecutive games, surpassing Graham. Thomas' seven 100-yard receiving games in 2019 set a new team record for 100-yard games in a season. Recording at least eight receptions and 100 receiving yards in five consecutive games, became only the fourth player in NFL history to do so in a single season (Isaac Bruce, 6 in 1995; Anquan Boldin, 5 in 2005; Calvin Johnson, 5 in 2012). Recorded six receptions for 49 yards in the first quarter, the most first quarter grabs by a Saint since Martin (1991)...Vs. San Francisco, Dec. 8, started and finished game with 134 yards on 11 receptions (12.2 avg.). Broke his own franchise record for receiving yards in a season with 1,424 yards...Vs. Indianapolis, Dec. 16, started and finished with 12 receptions for 128 yards and a touchdown...At Tennessee, Dec. 22, Started and finished with 12 catches for 136 yards and a touchdown. Thomas moved past Harrison for the most receptions in a single season in NFL history with 145. Caught the record-breaking reception late in the fourth quarter on a 13-yard catch and run that brought the ball to Titans one-yard line. One play later, Thomas caught a two-yard touchdown pass from Brees to extend the Saints lead to ten points with 2:16 left in the game. With Thomas' 136 receiving yards, he surpassed Moss (5,396 yards from 1998-2001) for the most receiving yards through a player's first four seasons. With his 15th game of 10+ catches and 100+ yards, matched Pro Football Hall of Fame wideout Jerry Rice's career total (tied for seventh all-time in NFL history)...In regular season finale at Carolina, Dec. 29, started and recorded four receptions for 37 yards...In the wild card round vs. Minnesota, 1/5/20, started and finished With seven receptions for 70 yards. Thomas' career postseason totals move to 38 receptions and 493 yards, surpassing Devery Henderson for second in postseason club record books in both categories (Henderson stands at 31 postseason receptions for 464 yards). **2018** - Started all 16 regular season games...Recorded

WORTH NOTING

MOST SINGLE-SEASON RECEPTIONS IN SAINTS HISTORY

Player	Year	Rec
1. Michael Thomas	2019	149
2. Michael Thomas	2018	125
3. Michael Thomas	2017	104

2019 NFL RECEIVING LEADERS

Player	Rec.	Yds.	Avg.	TD
1. Michael Thomas	149	1,725	11.6	9
2. Christian McCaffrey	116	1,005	8.7	4
3. Keenan Allen	104	1,199	11.5	6

TOP SIX ALL-TIME NFL SINGLE-SEASON RECEIVING TOTALS

Player	Rec.	Yds.	Avg.	TD
1. Michael Thomas, 2019	149	1,725	11.6	9
2. Marvin Harrison, 2002	143	1,722	12.0	11
3t. Antonio Brown, 2015	136	1,834	13.5	10
3t. Julio Jones, 2015	136	1,871	13.8	8
5. Antonio Brown, 2014	129	1,698	13.2	13
6. Michael Thomas, 2018	125	1,405	11.2	9

TOPS AFTER FOUR

With Thomas' 5,512 receiving yards from 2016-19, he has surpassed Pro Football Hall of Famer Randy Moss (5,396 yards from 1998-2001) for the most receiving yards through a players first four seasons in NFL history.

With 470 receptions from 2016-19, Thomas surpassed Jarvis Landry to become the NFL player with the most receptions after his first four seasons. His 470 receptions are easily the most through his first four seasons.

RECEPTIONS LEADERS THROUGH FIRST FOUR NFL SEASONS

Player	Years	Rec.	Yds.	TDs
Michael Thomas	2016-18	470	5,512	32
Jarvis Landry	2014-17	400	4,038	22

125 receptions for 1,405 yards (11.2 avg.) and nine touchdowns...NFL-best receiving total was fifth-highest at the time in league history... Ranked sixth in NFL in receiving yardage and tied for second in third down receptions (30)...Opened both playoff contests and posted 16 receptions for 207 yards and one TD...Hauled in 16 receptions for career-high 180 yards and a TD in season opener vs. Tampa Bay, Sept. 9, setting a new franchise record for catches in a single game. Also set the Week One single-game NFL record for catches...Recorded a team-high 12 receptions for 89 yards and two TDs, vs. Cleveland, Sept. 16. Thomas also set an NFL record with 28 receptions in the first two games of a season, surpassing former Atlanta Falcons wideout Andre Rison (26-1994)...At Atlanta, Sept. 23, finished with ten catches for 129 yards...Hauled in four receptions for 74 yards in 43-19 win over Washington, Oct. 8...Caught seven passes for 69 yards and a TD in 24-23 win at Baltimore, Oct. 21... Caught five passes for 81 yards in the 30-20 victory at

Minnesota, Oct. 28...Recorded 12 receptions for franchise-record 211 yards, including a fourth quarter career-long 72-yard TD grab in the 45-35 victory over L.A. Rams, Nov. 4...Recorded eight receptions for 70 yards and two TDs in 51-14 win at Cincinnati, Nov. 11...Had four receptions for 92 yards and a TD as he became the only Saint with three 1,000-yard seasons to start his career in 48-7 victory vs. Philadelphia, Nov. 18...Finished with five catches for 40 yards and recovery of a fumble, Nov. 29. Joined Beckham (2014-16) and Moss (1998-2000) as the only players in league history to record at least 1,100 receiving yards in each of their first three seasons. Joined Beckham as only the second player to record at least 90 catches in each of their first three seasons...Recorded 11 catches for 98 yards as Saints clinched NFC South for second straight season at Tampa Bay in 28-14 win, Dec. 9. Tied an NFL record for most receptions against a

VETERANS

single team in one seasons at 27, joining Rice...Recorded seven receptions for 49 yards in 12-9 victory at Carolina, Dec. 17...Caught 11 passes for 109 yards and the fourth quarter go-ahead TD vs. Pittsburgh, Dec. 23, as he became the first Saint with six double-digit catch games...Led team with 12 receptions for post-season franchise-record 171 yards and one TD in NFC Divisional Playoff victory vs. Philadelphia, 1/13/19.

2017 - Played in all 16 regular season games with 14 starts and led team with a club-record 104 receptions for 1,245 yards, finishing ranked third in the NFL in receiving. Selected to his first Pro Bowl. Started both post-season contests and led team in receiving with 15 grabs for 216 yards (14.4 avg.) and two TDs...Gained team-high 89 yards on team-best five catches, Sept. 17 vs. Patriots...Caught team-high seven receptions for club-best 87

yards and first quarter five-yard TD at Carolina, Sept. 24...Caught eight-for-89 and a third quarter three-yard TD against Miami in contest at London's Wembley Stadium, Oct. 1...Seven-for-77 receiving vs. Chicago...Nine-for-117 receiving at Buffalo, Nov. 12, leading the team in all receiving categories...Six receptions for 91 yards in come-from-behind victory, Nov. 19, vs. Washington...Totaled 52 yards on five catches at Los Angeles Rams, Nov. 26...Five receptions for 70 yards and a second quarter ten-yard touchdown vs. Carolina, Dec. 3...Ten receptions for 117 yards and one TD at Atlanta, Dec. 7...Nine receptions for 93 yards, Dec. 17 at N.Y. Jets, including a fourth quarter, four-yard TD...Had four receptions for 66 yards (16.5 avg.) vs. Atlanta, Dec. 24...Six-for-94 receiving in regular season finale at Tampa Bay, Dec. 31...Led team in receptions (eight) and receiving yards (131) in NFC Wild Card Playoff vs. Carolina, 1/7/18, becoming the first player in NFL history to record 200 receptions in his first two seasons (regular season and postseason)...Finished with seven receptions for 85 yards and two TDs in NFC Divisional Playoff at Minnesota, 1/14/18. **2016** - Played in 15 games with 12 starts, recording 92 receptions for 1,137 yards (12.4 avg.) with nine touchdowns, leading team in receptions and TDs, setting the Saints single-season rookie record for receptions, receiving yardage and receiving TDs, leading rookies in all three categories. Ranked ninth

CAREER GAME BY GAME

RECEIVING

2019

Date	Opp.	GP	ST	REC	YDS	AVG	LG	TD
9/9	HOU	X	X	10	123	12.3	24	0
9/15	@LAR	X	X	10	89	8.9	19	0
9/22	@SEA	X	X	5	54	10.8	18	1
9/29	DAL	X	X	9	95	10.6	20	0
10/6	TB	X	X	11	182	16.5	42	2
10/13	@JAX	X	X	8	89	11.1	26	0
10/20	@CHI	X	X	9	131	14.6	34	0
10/27	ARI	X	X	11	112	10.2	28	1
11/10	ATL	X	X	13	152	11.7	18	0
11/17	@TB	X	X	8	114	14.3	17	1
11/24	CAR	X	X	10	101	10.1	24	1
11/28	@ATL	X	X	6	48	8.0	14	0
12/8	SF	X	X	11	134	12.2	49	1
12/16	IND	X	X	12	128	10.7	24	1
12/22	@TEN	X	X	12	136	11.3	26	1
12/29	@CAR	X	X	4	37	9.3	14	0
2019 Season		16	15	149	1,725	11.6	49	9

2018

Date	Opp.	GP	ST	REC	YDS	AVG	LG	TD
9/9	TB	X	X	16	180	11.3	35	1
9/16	CLE	X	X	12	89	7.4	25	2
9/23	@ATL	X	X	10	129	12.9	35	0
9/30	@NYG	X	X	4	47	11.8	15	0
10/8	WAS	X	X	4	74	18.5	31	0
10/21	@BAL	X	X	7	69	9.9	32	1
10/28	@MIN	X	X	5	81	16.2	44	0
11/4	LAR	X	X	12	211	17.6	72t	1
11/11	@CIN	X	X	8	70	8.8	17t	2
11/18	PHI	X	X	4	92	23.0	30	1
11/22	ATL	X	X	4	38	9.5	13	0
11/29	@DAL	X	X	5	40	8.0	11	0
12/9	@TB	X	X	11	98	8.9	20	0
12/17	@CAR	X	X	7	49	7.0	12	0
12/23	PIT	X	X	11	109	9.9	28	1
12/30	CAR	X	X	5	29	5.9	8	0
2018 Season		16	16	125	1,405	11.2	72t	9

CAREER GAME BY GAME

RECEIVING

2017

Date	Opp.	GP	ST	REC	YDS	AVG	LG	TD
9/11	@MIN	X	X	5	45	9.0	14	0
9/17	NE	X	X	5	89	17.8	33	0
9/24	@CAR	X	X	7	87	12.4	26	1
10/1	@MIA	X	X	8	89	11.1	30	1
10/15	DET	X	X	3	11	3.7	5	0
10/22	@GB	X	X	7	82	11.7	21	0
10/29	CHI	X	X	7	77	11.0	23	0
11/5	TB	X	X	8	65	8.1	24	0
11/12	@BUF	X	X	9	117	13.0	28	0
11/19	WAS	X	X	6	91	15.2	24	0
11/26	@LAR	X	X	5	52	10.4	24	0
12/3	CAR	X	X	5	70	14.0	32	1
12/7	@ATL	X	X	10	117	11.7	35	1
12/17	NYJ	X	X	9	93	10.3	20	1
12/24	ATL	X	X	4	66	16.5	27	0
12/31	@TB	X	X	6	94	15.7	43	0
2017 Season		16	14	104	1,245	12.0	43	5

2016

Date	Opp.	GP	ST	REC	YDS	AVG	LG	TD
9/11	OAK	X	X	6	58	9.7	25	0
9/18	@NYG	X	X	4	56	14.0	23	0
9/26	ATL	X	X	7	71	10.1	25	1
10/2	@SD	X	X	4	44	11.0	15	1
10/16	CAR	X	X	5	78	15.6	28	1
10/23	@KC	X	X	10	130	13.0	23	0
10/30	SEA	X	X	6	63	10.5	17	0
11/6	@SF	X	X	5	73	14.6	32t	2
11/13	DEN	X	X	4	40	10.0	16	0
11/17	@CAR	X	X	5	68	13.6	21	0
11/27	LA	X	X	9	108	12.0	35	2
12/4	DET	X	X	4	42	10.5	16	0
12/11	@TB			Inactive				
12/18	@ARI	X	X	7	52	7.4	12	1
12/24	TB	X	X	6	98	16.3	46	0
1/1	@ATL	X	X	10	156	15.6	29	1
2016 Season		15	12	92	1,137	12.4	46	9

in NFL in receptions and receiving yardage and sixth in receiving TDs...Vs. Oakland, Sept. 11, in NFL debut caught six passes for 58 yards and recovered a fumble that he returned ten yards...Had his first career start and caught four passes for 56 yards at N.Y. Giants, Sept. 18...Vs. Atlanta, Sept. 26, started and recorded seven receptions for 71 yards, including a second quarter three-yard TD... Started and recorded four receptions for 44 yards, including a fourth quarter five-yard TD at Chargers, Oct. 2...Vs. Carolina, Oct. 16, started and recorded five receptions for a 78 yards, including a nine-yard TD...Started, caught ten passes for 130 yards (13.0 avg.), also had a fumble recovery at Kansas City, Oct. 23. Became the third Saints rookie wideout to post a ten-catch, 130-yard receiving game, joining Marques Colston (November 12, 2006 at Pittsburgh) and Abramowicz (October 29, 1967 vs. Pitts-

burgh) ...Vs. Seattle, Oct. 30, caught six passes for a team-high 63 yards...At San Francisco, Nov. 6, started and caught five passes for a team-high 73 yards with a career-high two TDs...Caught nine passes for 108 yards and two TDs, all team-highs, vs. L.A. Rams, Nov. 27...Inactive (foot) at Tampa Bay, Dec. 11...At Arizona, Dec. 18, started and recorded seven receptions for 52 yards, including a fourth quarter four-yard TD...Started and recorded six receptions for 98 yards, including a 46-yard grab vs. Tampa Bay, Dec. 24...In finale at Atlanta, 1/1/17, started and tied career-high with ten receptions for 156 yards (15.6 avg.) with one TD...Receptions total of 92 second all-time for a rookie behind Anquan Boldin's 101 in 2003.

COLLEGE - Played in 39 games with 27 starts, recording 113 catches for 1,602 yards (14.2 avg.) with 18 touchdowns...Caught at least one pass in each of his last 29 games to close out his college career and had at least four receptions in ten contests...Third-team All-Big Ten as a redshirt junior when he started all 13 games and led Buckeyes with 56 catches for 781 yards and nine TDs, tied for second in Big Ten...Leading receiver for the 2014 College Football Playoff Champions with 54 catches in 15 games with 14 starts....Second on squad with 799 receiving yards

VETERANS

and with nine TDs...Redshirted in 2013...Played in 11 games as true freshman for the undefeated Buckeyes in 2012 and finished with three receptions for 22 yards...Graduated with a bachelor's degree in sports industry.

PERSONAL – Thomas produced a highlight reel of a 2010 senior campaign at Taft Charter (Woodland Hills, Calif.) HS when he caught 86 passes, 21 of which went for touchdowns...Played at Oaks Christian School (Westlake Village, Calif.) as a freshman...Attended Fork Union (Va.) Military Academy in 2011 (and roomed with future OSU teammate Cardale Jones)...Nephew to former NFL star Keyshawn Johnson...Participated in a 2017 holiday shopping spree for children sponsored by Mark Ingram and Thomas Morstead in 2017...Participated in the Touchdown Club of New Orleans' crawfish boil in 2016...Partnered with the Salvation Army to host a holiday dinner for youth in 2017...Rode in the Orpheus Mardi Gras parade in 2019...In 2019, participated in “#DoRight4LA Day with the New Orleans Saints and Dudley DeBosier” volunteering with teammates to completion renovations to the exterior of a house...Served as a coach at Steve Gleason's spring football camp in 2018 and 2019...Volunteered at Second Harvest food bank providing meals to families...In December, visited Ochsner for Children, partnering with Harrah's to visit and give Christmas presents to the children and also provided free haircuts to men in New Orleans East on Christmas Eve...In May, partnered with Raising Cane's and its founder Todd Graves to provide meals to Ochsner Health frontline workers...Also erased significant medical debt for a group of local residents.

MICHAEL THOMAS

RECEIVING								
Year	Team	GP	GS	No	Yds	Avg	Lg	TD
2016	New Orleans	15	12	92	1,137	12.4	46	9
2017	New Orleans	16	14	104	1,245	12.0	43	5
2018	New Orleans	16	16	125	1,405	11.2	72t	9
2019	New Orleans	16	15	149*	1,725	11.6	49	9
NFL Totals		63	57	470	5,512	11.7	72t	32

*-NFL Record

ADDITIONAL STATISTICS: Miscellaneous Fumble Recoveries – (2018, 1) **Total: 1; Special Teams Tackles** – (2017, 1) **Total: 1**

CAREER HIGHS: Receptions – 16, vs. Tampa Bay (9/9/18); **Receiving Yards** – 211, vs. Los Angeles Rams (11/4/18); **Long Reception** – 72t, vs. Los Angeles Rams (11/4/18); **Receiving TDs** – 2 (4x), last at Cincinnati (11/11/18).

POSTSEASON

RECEIVING								
Year	Team	GP	GS	No	Yds	Avg	Lg	TD
2017	New Orleans	2	2	15	216	14.4	46	2
2018	New Orleans	2	2	16	207	12.9	42	1
2019	New Orleans	1	1	7	70	10.0	20	0
NFL Totals		5	5	38	493	13.0	46	3

ADDITIONAL POSTSEASON STATISTICS: Miscellaneous Tackles – (2017, 1); (2018, 1) **Total: 2.**

CAREER HIGHS: Receptions – 12, vs. Philadelphia (1/13/19); **Receiving Yards** – 171, vs. Philadelphia (1/13/18); **Long Reception** – 46, vs. Carolina (1/7/18); **Receiving TDs** – 2, at Minnesota (1/14/18).



CAMERON TOM

63

G/C

HEIGHT: 6-4 • WEIGHT: 300
COLLEGE: SOUTHERN MISSISSIPPI
JOINED SAINTS: FA-17
NFL EXPERIENCE: 4
BORN: 6/21/95

NFL CAREER – A rookie free agent out of Southern Mississippi in 2017, this fourth-year pro played in 11 regular season games and both postseason contests with a start in 2018. In 2019, Tom's was placed on Injured Reserve in training camp. The Baton Rouge native will look to compete for more extensive playing time in 2020.

CAREER TRANSACTIONS – Re-signed, 4/8/20; Placed on Injured Reserve; 8/31/19; Signed to active roster from practice squad, 10/25/17; Signed to practice squad, 9/3/17; Waived, 9/2/17; Agreed to terms on a three-year contract, 5/1/17.

2019 – Spent season on Injured Reserve. **2018** – Played in 11 regular season games and both postseason contests with one start. Made NFL debut and contributed on special teams at Atlanta, Sept. 23...Played at LG in place of injured Josh LeRibeus and on special teams at Baltimore, Oct. 21...Played on offense and special teams, stepping in at C for starter Max Unger who left in third quarter at Carolina, Dec. 17...Made his first career start at RG vs. Carolina, Dec. 30. **2017** – After starting the season on the practice squad, was inactive for the last ten regular season games and both playoff contests.

COLLEGE – A two-time first-team All-Conference USA selection from 2015-16, started 48 consecutive contests at Southern Mississippi and opened all 16 games at center as a senior...Graduated with a bachelor's degree in finance.

PERSONAL – Named to *Baton Rouge Advocate's* All-District 5 first-team and tabbed as both Honorable Mention All-State and first-team All-Metro as a senior in 2012 at Catholic (Baton Rouge, La.) HS...Played at tackle and guard...Also a member of the track & field team, for whom he helped the Bears win 2011 and 2013 District Championship, capturing All-District in shotput...Father, Michael is a mathematics professor at LSU and mother Vanessa works in the IT department...Father's a Jos, Nigeria native, who arrived in the United States on a Fulbright Scholarship to Penn State, where he became exposed to football...Brother, Zach's an offensive lineman at Wake Forest...Born Cameron Shainaan Tom on June 21, 1995 in Baton Rouge, La.

CAMERON TOM

Games Played/Started: New Orleans – (2018, 11/1) NFL Totals: 11/1.

POSTSEASON

Games Played/Started: New Orleans – (2018, 2/0) NFL Totals: 2/0.

VETERANS



SHY
TUTTLE

99

DT

HEIGHT: 6-3 • WEIGHT: 300
COLLEGE: TENNESSEE
JOINED SAINTS: FA-19
NFL EXPERIENCE: 2
BORN: 10/20/95

NFL CAREER - Signed as an undrafted free agent out of Tennessee, Tuttle contributed to a defensive unit in 2019 that ranked 11th in total defense, third in sacks and fourth in run defense. Played in all 16 games with one start and posted 18 tackles, two sacks, one interception and four passes defended.

CAREER TRANSACTIONS - Signed by New Orleans to three-year contract, 5/10/19.

2019 - Played in all 16 regular season games with one start as part of DL rotation. Totaled 18 tackles (eight solo), two sacks for a four-yard loss, one 19-yard interception return and four passes defended...Started in debut vs. Houston, Sept. 9...Posted his first career sack vs. Arizona, Oct. 27, recording two tackles (one solo)...On Thanksgiving night at Atlanta, Nov. 28, picked off a pass by Falcons quarterback Matt Ryan and returned it 19 yards, adding one assisted tackle and a pass defended as New Orleans clinched the NFC South...Saw action at DT, recording a sack at Tennessee, Dec. 22...Posted career-high two passes defended in regular season finale at Carolina, Dec. 29...In NFC Wild Card Playoff vs. Minnesota, 1/5/20, made three tackles (two solo) and two passes defended.

COLLEGE - Appeared in 35 games with 29 starts for the Volunteers along the defensive line...Finished four-year career with 79 tackles (29 solo), six tackles for loss, one sack, one interception, three passes defended, three fumble recoveries and three blocked kicks...In 2018, started all 12 games and finished with 33 tackles, 2.5 tackles for loss, a sack, an interception, a pass defended and two blocked kicks...As a junior, played in ten games with four starts and posted 27 tackles, 2.5 tackles for loss and one fumble recovery...As a sophomore, played in seven games with one start and finished with nine tackles, one stop for loss, two passes defended and a fumble recovery...As a freshman, played in six games and recorded ten tackles, a fumble recovery and a blocked field goal...Graduated with a bachelor's degree in communications.

PERSONAL - Lettered at North Davidson (Welcome, N.C.) HS, where he was a four-year starter and three-time All-Northwest selection...In four years with Knights, posted 315 tackles, 66 stops for loss and 35 sacks...Three-time CPC pick...Posted 67 tackles, 17 stops for loss, five sacks and four forced fumbles as senior...Played basketball and competed in track and field...Uncle Perry Tuttle, played wide receiver at Clemson, a wideout for their 1981 National Championship squad, was a first round draft pick (19th overall) of Buffalo in 1982 and

played for Atlanta, Tampa Bay and the CFL's Winnipeg Blue Bombers, where he was a two-time Grey Cup champion...Shyheim Devonte Tuttle was born on Oct. 20, 1995 in Winston-Salem, North Carolina.

SHY TUTTLE

Year	Team	TACKLES							INTERCEPTIONS					FUMBLES		
		GP	GS	Tot	Solo	Asst	Sk	Yds	No	Yds	Lg	TD	PD	FF	FR	Yds
2019	New Orleans	16	1	18	8	10	2.0	4.0	1	19	19	0	2	0	0	0
NFL Totals		16	1	18	8	10	2.0	4.0	1	19	19	0	2	0	0	0

CAREER HIGHS: **Tackles** – 3 (2x), last vs. Carolina (11/24/19); **Solo tackles** – 1 (8x), last at Tennessee (12/22/19); **Sacks** – 1 (2x), last at Tennessee (12/22/19); **Interceptions** – 1, at Atlanta (11/28/19); **Passes Defensed** – 2, at Carolina (12/29/19).

POSTSEASON

Year	Team	TACKLES							INTERCEPTIONS					FUMBLES		
		GP	GS	Tot	Solo	Asst	Sk	Yds	No	Yds	Lg	TD	PD	FF	FR	Yds
2019	New Orleans	1	0	3	2	1	0.0	0.0	0	0	0	0	2	0	0	0
NFL Totals		1	0	3	2	1	0.0	0.0	0	0	0	0	2	0	0	0

CAREER HIGHS: **Tackles** – 3, vs. Minnesota (1/5/20); **Solo tackles** – 2, vs. Minnesota (1/5/20); **Sacks** – 0; **Interceptions** – 0; **Passes Defensed** – 2, vs. Minnesota (1/5/20).



JASON
VANDER LAAN

86

HEIGHT: 6-3 • WEIGHT: 245
COLLEGE: FERRIS STATE
JOINED SAINTS: FA-19
NFL EXPERIENCE: 3
BORN: 9/22/92

TE

NFL CAREER – This former Ferris State standout quarterback joined the Saints practice squad at midseason and played in two contests with one start. Originally signed by the New York Jets as an undrafted free agent in 2016, Vander Laan has had stints on the Jets, Indianapolis Colts, Carolina Panthers, New England Patriots and Saints practice squads, also playing in four contests for Indianapolis in 2017.

CAREER TRANSACTIONS – Placed on Injured Reserve by Saints, 12/6/19; Signed by Saints to active roster from practice squad, 11/22/19; Signed to Saints practice squad, 10/23/19; Patriots practice squad contract terminated, 10/15/19; Signed by Patriots to practice squad, 9/25/19; Waived by Panthers, 8/30/19; Signed by Panthers to active roster from practice squad, 12/19/18; Signed by Panthers to practice squad, 9/2/18; Waived by Panthers, 9/1/18; Signed by Panthers, 5/21/18; Waived by Colts, 5/7/18; Signed by Colts to active roster from practice squad, 11/25/17; Signed by Colts to practice squad, 11/3/17; Waived by Jets, 9/3/17; Signed by Jets to reserve/future contract, 1/2/17; Signed by Jets to practice squad, 12/20/16; Waived by Jets, 8/28/16; Signed by Jets, 5/6/16.

VETERANS

2019 - Played in two games for the Saints, opening the game vs. Carolina, Nov. 24 and recording no statistics...Returned a kickoff eight yards at Atlanta on Thanksgiving night, Nov. 28. **2018** - After spending the first 15 weeks of the season on the Panthers practice squad, was on 53-man roster for Carolina's final two contests. **2017** - Played in four games for Indianapolis and recorded two special teams tackles. **2016** - After spending the preseason with the Jets was signed to their practice squad for Weeks 16-17.

COLLEGE - Started in all 46 games he played in as a quarterback at Division II Ferris State, completing 666-of-1,050 passes (63.4 percent) for 8,240 yards, 85 touchdowns and 29 interceptions...Also ran for 5,953 yards (NCAA record for most career rushing yards by a quarterback) and 81 touchdowns (NCAA Division II record) on 1,010 carries...Became first quarterback in NCAA history to compile over 1,000 rushing and passing yards for four straight seasons...Finished career as Ferris State's all-time rushing and scoring leader...In 2015, was the top rushing quarterback in the nation (at all levels) with 1,542 yards and 24 touchdowns, while finishing first in the nation in points responsible (306)...As a junior in 2014, was named an All-America selection and won the Harlon Hill Trophy, awarded to the most valuable player in NCAA Division II.

PERSONAL - Attended Chicago Christian (Palos Heights, Ill.) HS.

JASON VANDER LAAN

Year	Team	GP	RECEIVING			Yds	Avg	Lg	TD
			GS	No					
2017	Indianapolis	4	0	0		0	0.0	0	0
2019	New Orleans	2	1	0		0	0.0	0	0
NFL Totals		6	1	0		0	0.0	0	0

ADDITIONAL STATISTICS: Kickoff Returns - One return for eight yards in 2019; Special Teams Tackles - (2017, 2)
Total: 2.

DWAYNE
WASHINGTON

24

HEIGHT: 6-1 • WEIGHT: 223
COLLEGE: WASHINGTON
JOINED SAINTS: FA-18
NFL EXPERIENCE: 5
BORN: 4/24/94

RB

NFL CAREER - Drafted by the Detroit Lions in the seventh round (236th overall) of the 2016 NFL Draft out of the University of Washington, Dwayne Washington joined the Saints practice squad at the start of the 2018 season. Since being promoted to the active roster he has become a core special teamer recording five special team stops, deflecting a punt and recovering a blocked punt and when called upon, rusheing for 214 yards on 35 carries (6.1 avg.). In 2020, Washington

looks to provide size and quickness to the Saints' versatile stable of running backs, while contributing to contribute in multiple phases in the kicking game.

CAREER TRANSACTIONS - Re-signed by New Orleans Saints, 4/16/20; Promoted by Saints to active roster from practice squad, 9/28/18; Signed by Saints to practice squad, 9/2/18; Waived by Lions, 9/1/18; Signed by Lions to four-year contract, 5/6/16; Selected by Detroit Lions in the seventh round (236th overall) of the 2016 NFL Draft.

2019 - Appeared in all 16 regular season games mainly on special teams recording three special teams tackles and rushed for 60 yards on eight carries (7.5 avg.), while also adding a six-yard catch...Chicago, Oct. 20, played on offense and special teams, catching a six-yard pass...Vs. Arizona, Oct. 27, played on offense and special teams, finishing the afternoon with 38 rushing yards on three carries, including a career-long carry of 31 yards coming on the Saints' final drive...Vs. Indianapolis, Dec. 16, finished with 20 yards on three carries. Made an impact on special teams, recording an assisted coverage tackle, as well as deflecting P Rigoberto Sanchez's first punt, which gave New Orleans the ball on the Colts 33-yard line for their first possession...Played in NFC Wild Card vs. Minnesota, 1/5/20. **2018** - Appeared in 13 games, primarily on special teams, posting two tackles and a recovery of a blocked punt. In spot duty on offense, carried 27 times for 154 yards (5.7 avg.)...Recovered a punt blocked by Taysom Hill at Tampa Bay, Dec. 9, as the Saints clinched the NFC South...Vs. Carolina, Dec. 30, played on offense and special teams, setting a career-high with 108 yards rushing on 11 carries. Tied career-long with a 28-yard rush. **2017** - Carried 20 times for 44 yards and caught two passes for 14 yards in five games for Detroit. **2016** - In rookie season for Detroit, played in 12 games with two starts, carrying 90 times for 265 yards and a touchdown, catching ten passes for 62 yards and returning two kickoffs for 46 yards...Appeared in his first career game, scoring his first career touchdown on a one-yard rush in the regular season opener at Indianapolis, Sept. 11...Carried four times for 31 yards in Week 2 vs. Tennessee, Sept. 18, with a long of 28...Rushed for 38 yards and a long of nine at Green Bay, Sept. 25...In Week Nine at Minnesota, Nov. 6, rushed for 26 yards with a long of eight in the Lions' 22-16 overtime victory...In Week 13 at New Orleans, Dec. 4, rushed for 21 yards on seven attempts with a long of five. Also caught two passes for a career-high 19 yards, including a career-long 11-yard reception before leaving (ankle)...Made his first career start vs. Chicago, Dec. 11, rushing for 64 yards on a career-high 16 attempts with a long of 12. Also recorded one reception for ten yards in the Lions' 20-17 victory...Started for the second consecutive game in Week 15 at N. Y. Giants, Dec. 18. Led the team in rushing yards with 31 yards and a long of 12. Also caught two passes for nine yards...In Week 16 at Dallas, Dec. 26, rushed for 22 yards on seven attempts with a long of nine. Also recorded one reception for four yards.

COLLEGE - Even though he only played three seasons for the Huskies, Washington displayed a rare blend of size and speed, carrying 226 times for 1,311 yards (5.8 avg.) and 17 touchdowns and catching 41 passes for 411 yards and four scores...As a sophomore in 2014, carried 132 times for 697 yards (5.3 avg.) and nine touchdowns as he was named his team's Most Outstanding Offensive Player at the postseason team awards banquet.

VETERANS

PERSONAL – Finished his senior season at Gahr (Cerritos, Calif.) HS with 66 catches for 1,338 yards and 15 touchdowns, as he was named to the *Long Beach Press-Telegram* “Dream Team”...Also a sprinter and long-jumper in track.

DWAYNE WASHINGTON


Year	Team	RUSHING							RECEIVING				
		GP	GS	Att	Yds	Avg	Lg	TD	No	Yds	Avg	Lg	TD
2016	Detroit	12	2	90	265	2.9	28	1	10	62	6.2	11	0
2017	Detroit	5	0	20	44	2.2	6	0	2	14	7.0	10	0
2018	New Orleans	13	0	27	154	5.7	28	0	0	0	-	-	0
2019	New Orleans	16	0	8	60	7.5	31	0	1	6	6.0	6	0
NFL Totals		46	2	145	523	3.6	31	1	13	82	6.3	11	0

ADDITIONAL STATISTICS: **Kickoff Returns** – (2016, 2 returns for 46 yards, 23.0 avg., 25 LG); (2017, 2 returns for 31 yards, 15.5 avg., 18 LG) **Total: 4 returns for 77 yards, 19.3 avg., 25 LG;** **Special Teams Tackles** – (2017, 4); (2018, 2); (2019, 3) **Total: 9;** **Blocked Punt Recoveries** – (2018, 1) **Total: 1.**

CAREER HIGHS: **Rushes** – 16, vs. Chicago (12/11/16); **Rushing Yards** – 108, vs. Carolina (12/30/18); **Long Rush** – 31, vs. Arizona (10/27/19); **Rushing TDs** – 1, at Indianapolis (9/11/16); **Receptions** – 2 (3x), last at New York Giants (12/18/16); **Receiving Yards** – 19, at New Orleans (12/4/16); **Long Reception** – 11, at New Orleans (12/4/16); **Total Yards From Scrimmage** – 108, vs. Carolina (12/30/18); **Kickoff Returns** – 2, vs. Arizona (9/10/17); **Kickoff Return Yards** – 31, vs. Arizona (9/10/17); **Kickoff Return Long** – 25, vs. Tennessee (9/25/16); **All-Purpose Yards** – 108, vs. Carolina (12/30/18); **Special Teams Tackles** – 2, vs. Cleveland (11/12/17).

POSTSEASON

Year	Team	RUSHING							RECEIVING				
		GP	GS	Att	Yds	Avg	Lg	TD	No	Yds	Avg	Lg	TD
2016	Detroit	1	0	0	0	-	-	0	0	0	-	-	0
2019	New Orleans	1	0	0	0	-	-	0	0	0	-	-	0
NFL Totals		2	0	0	0	-	-	0	0	0	-	-	0

COLE
WICK85
TE

HEIGHT: 6-6 • WEIGHT: 257
COLLEGE: INCARNATE WORD
JOINED SAINTS: FA-19
NFL EXPERIENCE: 3
BORN: 11/30/93

NFL CAREER – Originally signed to the New Orleans practice squad late in the season after also enjoying a practice roster stint with the Raiders and spending the preseason with the Tennessee Titans, Cole Wick adds depth and competition to the tight end position. The 6-foot-6-inch, 257-pounder appeared in 11 games in his first three NFL seasons. The Incarnate Word product started his NFL career with the Detroit Lions in 2016.

CAREER TRANSACTIONS – Signed by Saints to reserve/future contract, 1/6/20; Re-signed to practice squad by Saints, 12/27/19; Raiders practice squad contract terminated, 12/11/19; Signed to practice squad by Raiders, 12/4/19

Waived by Tennessee, 8/28/19; Placed by Titans on Injured Reserve, 12/24/18; 9/9/20; Signed by Titans to active roster from 49ers' practice squad, 12/10/18; Signed to 49ers practice squad, 10/18/18; Waived by 49ers, 10/16/18; Signed by 49ers to reserve/future contract, 1/2/18; Signed by 49ers to practice squad, 10/18/17; Lions practice squad contract terminated, 9/6/17; Signed to Lions practice squad, 9/3/17; Waived by Lions, 9/2/17; Placed on Injured Reserve by Lions, 11/1/16; Signed by Lions as a rookie free agent, 5/6/16.

2019 - After being waived by Tennessee at end of preseason, spent one week on Raiders practice squad and signed to Saints practice squad prior to Week 17 regular season finale. **2018** - Appeared in five games as a reserve tight end for the 49ers and recorded one special teams tackle, also spending time on team's practice squad. Inactive for two contests with the Titans before being placed on injured reserve, Dec. 24. **2017** - Signed to the 49ers practice squad, Oct. 18 and spent the remainder of the season in that capacity. **2016** - Appeared in six games as reserve with Lions and caught two passes for 18 yards. Inactive for two games before being placed on Injured Reserve, Nov. 1...At Indianapolis, Sept. 11, made his NFL debut and caught a five-yard pass...At Green Bay, Sept. 25, saw action as a reserve at tight end and recorded a 13-yard reception.

COLLEGE - Registered 61 receptions for 832 yards and five touchdowns in four seasons at Incarnate Word...As senior (2015), recorded 30 catches for 364 yards and two TDs...As junior (2014), earned Southland Conference Honorable Mention, setting a school record with 17.5 yards per receptions, while finishing with 20 receptions for 35 yards and two scores...As sophomore (2013), played in 11 games and earned College Sports Madness third-team All-Independent after recording 11 receptions for 118 yards and a TD...As true freshman (2012), appeared in eight games...Graduated with a business degree.

PERSONAL - Attended Sacred Heart Catholic (Hallettsville, Texas) HS, where he was a two-way starter, earning first-team All-District honors on offense and first-team All-State honors on defense as senior...Led Sacred Heart to a Texas State Championship as senior...Born on Nov. 30, 1993 in Hallettsville, Texas.

COLE WICK

Year	Team	GP	RECEIVING		Yds	Avg	Lg	TD
			GS	No				
2016	Detroit	6	0	2	18	9.0	13	0
2018	San Francisco	5	0	0	0	0.0	0	0
NFL Totals		11	0	2	18	9.0	13	0

ADDITIONAL STATISTICS: Special Teams Tackles – One in 2018.

CAREER HIGHS: Receptions – 1 (2x), last at Green Bay (9/25/16); Receiving Yards – 13, at Green Bay (9/25/16); Long Reception – 13, at Green Bay (9/25/16); Receiving TDs – 0.

VETERANS



MARCUS WILLIAMS

43

S

HEIGHT: 6-1 • WEIGHT: 195

COLLEGE: UTAH

JOINED SAINTS: D2-17

NFL EXPERIENCE: 4

BORN: 9/8/96

NFL CAREER – After being selected in the second round of the 2017 NFL Draft (42nd overall) out of the University of Utah, this instinctive safety has started all 46 regular season games he has appeared in at free safety, totaling 178 tackles, one sack, ten interceptions, 22 passes defended, two forced fumbles, one fumble recovery and eight special teams stops. Williams, whose ten picks since 2017 (regular season) leads the Saints, looks to build on his first three NFL seasons and continue to grow with one of the NFL's most talented defensive backfields heading into 2020.

CAREER TRANSACTIONS – Signed by Saints to four-year contract, 6/2/17; Selected by the New Orleans Saints in the second round (42nd overall) of the 2017 NFL Draft.

HONORS – **2017:** PFWA All-Rookie.

2019 – Started all 16 games at free safety for the Saints and recorded 53 tackles (38 solo), a team-high four interceptions, including a 55-yard return for a touchdown at Tampa Bay, a career-high 13 passes defended, one forced fumble and two special teams tackles...Started and recorded a postseason career-high ten tackles (five solo) in NFC Wild Card Playoff vs. Minnesota, 1/5/20...Finished with two tackles (one solo), one interception and two passes defended in opener vs. Houston, Sept. 9...Picked off Dak Prescott late in fourth quarter to seal 12-10 victory vs. Dallas, Sept. 29, adding two solo stops and a pass defended...Posted five tackles (two solo) and two passes defended at Jacksonville, Oct. 13...Made four tackles (three solo), a pass defended, forced a fumble and added career-high two special teams tackles at Chicago, Oct. 20...Recorded seven tackles (five solo), a fourth quarter interception to keep New Orleans' hopes alive and a career-high and team-high four passes defended vs. Atlanta, Nov. 10...Returned a pick of Jameis Winston 55 yards for a TD and added four solo tackles and two passes defended at Tampa Bay, Nov. 17...Tied season-high of seven tackles (season-best six solo) in Thanksgiving night win at Atlanta, Nov. 28. **2018** – Started all 16 games at free safety, totaling 55 tackles (46 solo), one sack, two interception returns for a club-best 100 yards, three passes defended, a forced fumble and a fumble recovery. Started both postseason contests and posted seven tackles (three solo)...Finished with three solo tackles, one pass defended and a fourth quarter interception of Tyrod Taylor returned for 22 yards with New Orleans trailing 12-10 vs. Cleveland, Sept. 16. Added a special teams tackle...Tallied four tackles (three solo) and one interception brought back 78 yards, helping set up a Saints touchdown with

two seconds before halftime at Cincinnati, Nov. 11...Recorded a strip sack, forced fumble and fumble recovery with five solo tackles vs. Atlanta, Nov. 22. **2017** - Started all 15 games he appeared in as a rookie, posting 70 tackles (56 solo), four interceptions, six pass deflections and two passes defended. Led all rookie safeties in interceptions and was ranked second for a rookie safety in total tackles and passes defended. Posted his first career postseason interception, the only pick made by a rookie in the 2017 postseason...In opener at Minnesota, Sept. 11, started at free safety in his first regular season game and recorded five tackles... At Carolina, Sept. 24, started in three-safety set and made two assisted tackles, his first career interception and a pass defended...Tied for team lead with five tackles (five solo) and added a coverage stop at Miami in London's Wembley Stadium, Oct. 1...At Atlanta Dec. 7, recorded six tackles (five solo), a 12-yard interception return and a pass defended...Started and played on special teams and posted five tackles (four solo) and one coverage stop vs. N.Y. Jets, Dec. 17...Vs. Atlanta Dec. 24, Recorded five tackles (four solo)...Finished with a career-high eight tackles (career-high seven solo), career-high two interceptions and two passes defended at Tampa Bay, Dec. 31...Started both postseason games...In NFC Wild Card win vs. Carolina, 1/7/18, recorded eight tackles (six solo) and one pass defended...Finished with five tackles, an interception and two passes defended in NFC Divisional Playoff at Minnesota, 1/14/18.

COLLEGE - Productive three-year letterman at Utah who became a contributor immediately and started his last two seasons for a rising Pac-12 program. An All-Pac 12 selection his final two years and he departed with 11 interceptions, including five each in his sophomore and junior campaigns. His career totals in 37 contests with 30 starts included 189 stops, four tackles for loss, 19 passes defended, four forced fumbles and three fumble recoveries...In his final campaign at Utah, Williams opened all 11 games he played in and finished with 64 tackles, one tackle for loss, five picks, eight passes defended, two forced fumbles and two fumble recoveries as he was a second-team Pro Football Focus All-American and a second-team All-Pac-12 selection...Graduated in 2019 with a degree in sociology.

PERSONAL - Was a first-team All-Big VIII selection at Eleanor Roosevelt (Eastvale, Calif.) HS...60 tackles, six interceptions (returned for 175 yards), one pass breakup and a forced fumble senior season...41 receptions for 924 yards (22.5 avg.) and nine touchdowns on offense...216 receiving yards and two TDs as a junior...Also played basketball and competed in track and field...6'5" best high jump...Had a 4.0 grade point average in high school...Enjoys fishing...Participated in the club's Chevron Boys and Girls Club Christmas party for local youth in 2018...Held a youth football camp at his high school in 2019...In April, 2019 spoke to student at Our Lady of Prompt Succor School in Chalmette about the importance of education...In May, 2018, participated in the #DoRight4LA event at the NFL YET Center with local youth...In November, participated in an instructional football camp at the Ochsner Sports Performance Center for members of the Youth Empowerment Project...Marcus Alan Williams was born Sept. 8, 1996 in Ponomo, Calif.

VETERANS

MARCUS WILLIAMS

Year	Team	GP	GS	Tot	TACKLES			Yds	INTERCEPTIONS					FUMBLES		
					Solo	Asst	Sk		No	Yds	Lg	TD	PD	FF	FR	Yds
2017	New Orleans	15	15	70	56	14	0.0	0.0	4	12	12	0	6	0	0	0
2018	New Orleans	16	16	55	46	9	1.0	6.0	2	100	78	0	3	1	1	0
2019	New Orleans	15	15	53	38	15	0.0	0.0	4	56	55t	1	13	1	0	0
NFL totals		46	46	178	140	38	1.0	6.0	10	168	78	1	22	2	1	0


ADDITIONAL STATISTICS: Special Teams Tackles – (2017, 2); (2018, 4); (2019, 2) **Total: 8.**

CAREER HIGHS: Tackles – 8, at Tampa Bay (12/31/17); Solo Tackles – 7, at Tampa Bay (12/31/17); Sacks – 1, vs. Atlanta (11/22/18); Interceptions – 2, at Tampa Bay (12/31/17); Passes Defensed – 4, vs. Atlanta (11/10/19); Forced Fumbles – 1 (2x), last at Chicago (10/20/19); Fumble Recoveries – 1, vs. Atlanta (11/22/18); Special Teams Tackles – 2, at Chicago (10/20/19).

POSTSEASON

Year	Team	GP	GS	Tot	TACKLES			Yds	INTERCEPTIONS					FUMBLES		
					Solo	Asst	Sk		No	Yds	Lg	TD	PD	FF	FR	Yds
2017	New Orleans	2	2	13	9	4	0.0	0.0	1	12	12	0	3	0	0	0
2018	New Orleans	2	2	7	3	4	0.0	0.0	0	0	0	0	0	0	0	0
2019	New Orleans	1	1	10	5	5	0.0	0.0	0	0	0	0	0	0	0	0
NFL totals		5	5	30	17	13	0.0	0.0	1	12	12	0	3	0	0	0

POSTSEASON CAREER HIGHS: Tackles – 10, vs. Minnesota (1/5/20); Solo Tackles – 6, vs. Carolina (1/7/18); Sacks – 0; Interceptions – 1, at Minnesota (1/14/18); Passes Defensed – 2, at Minnesota (1/14/18).



P.J.
WILLIAMS

26

CB

HEIGHT: 6-0 • WEIGHT: 196
COLLEGE: FLORIDA STATE
JOINED SAINTS: D3B-15
NFL EXPERIENCE: 6
BORN: 6/1/93

NFL CAREER – Selected in the third round of the 2015 NFL Draft out of Florida State, P.J. Williams has appeared in 47 career games with 22 starts, posting career totals of 148 tackles (117 solo), two sacks, four interceptions, one returned 45 yards for a touchdown, 24 passes defensed and two forced fumbles. In five postseason contests with two starts, he has added 16 tackles (13 solo) and five passes defensed. After primarily serving in the nickel role in 2019, where he posted 42 tackles, one sack, one interception and four passes defensed, Williams returns following a season where he showed significant progress with his coverage skills.

CAREER TRANSACTIONS – Agreed to terms on a one-year contract, 4/2/20; Agreed to terms on a one-year contract, 4/2/19; Placed on reserve/injured, 9/21/16; Placed on reserve/injured, 9/1/15; Signed to a four-year contract, 5/12/15; Selected by the New Orleans Saints in the third round (78th overall) of the 2015 NFL Draft.

HONORS – 2018: NFC Defensive Player of the Week (Week Eight).

2019 – Played in 14 regular season games with eight starts and posted 42 tackles (34 solo), one sack, one interception, three passes defended and one special teams stops...Posted one pass defended in NFC Wild Card Playoff vs. Minnesota, 1/5/20....Posted season-high seven tackles (six solo) and a pass defended vs. Tampa Bay, Oct. 6...Following an injury to Marcus Williams, moved to FS in win at Tennessee, Dec. 22, posting a solo tackle...Started at FS and posted three solo tackles in regular season finale at Carolina, Dec. 29. **2018** – Played in 15 regular season games with six starts and posted a career-high 53 tackles (44 solo), one sack, a 45-yard interception return for a touchdown, nine passes defended and one forced fumble...Opened both postseason contests in the club's run to the NFC Championship and posted 11 tackles (nine solo) and two passes defended....Posted season-high seven tackles (five solo) and a forced fumble at N.Y. Giants, Sept. 30...With his 45-yard pick brought back for a score in the club's 30-20 win over Minnesota to go with six tackles (four solo), Oct. 28, selected as Week Eight NFC Defensive Player of the Week...Started and tied a career-high with three passes defended in a six-tackle (five solo) effort vs. L.A. Rams, Nov. 4...Posted six tackles (five solo), one sack for a ten-yard loss, one pass defended and one forced fumble on Thanksgiving night vs. Atlanta, Nov. 22. **2017** – Played in all 16 regular season games and opened six. Recorded 47 tackles (34 solo), nine passes defended and two interceptions. In two postseason contests made five tackles (four solo) and two passes defended...In opener at Minnesota, Sept. 11, started and finished with eight tackles (four solo)...Vs. New England, Sept. 7, started and finished with career-high ten tackles (career-high eight solo) and one pass defended...At Carolina, Sept. 24, started and had three tackles (two solo), his first career interception, which took place in the second quarter and a pass defended...Vs. Washington, Nov. 19, posted eight tackles (five solo)...At L.A. Rams, Nov. 26, started in Marshon Lattimore and Ken Crawley's absence and had three solo tackles, one interception and a career-high three passes defended...Vs. Carolina, Dec. 3, started at RCB in substitute for Lattimore and had four solo tackles...At Atlanta, Dec. 7, saw action as the third CB and posted two solo tackles and one pass defended...At Tampa Bay, Dec. 31, started in a multiple-DB formation and posted four solo tackles and a pass defended. **2016** – Started first two contests and recorded six tackles (five solo) and two passes defended before being sidelined for season's last 15 weeks following a concussion suffered at N.Y. Giants, Sept. 18. **2015** – Missed most of training camp and the entire regular season (hamstring).

COLLEGE – Started 24 of the 40 games in which he played at Florida State from 2012-14 before declaring for the NFL Draft after his junior year...Recorded 123 tackles (82 solo) with one sack, four interceptions with one returned for a touchdown, 18 passes defended, a forced fumble and a fumble recovery...As a junior in 2014, started all 13 games he played in, finishing with 74 tackles (52 solo), one sack, 6.5 tackles for loss, one interception, 10 passes defended, one forced fumble and a fumble recovery. Semifinalist for Thorpe Award, *USA Today* All-America second-team selection and a first-team All-ACC selection...As a sophomore in 2013, blossomed into one of the ACC's best defensive backs, earn-

VETERANS

ing All-ACC honorable mention honors from conference media and coaches. Captured Defensive MVP in BCS National Championship Game vs. Auburn after making seven tackles, including a half-tackle for loss and interception on consecutive plays at the start of fourth quarter when the Seminoles trailed 21-13. Pick of Auburn QB Nick Marshall provided a spark and led to a TD. In 13 games with 11 starts, recorded 35 tackles (21 solo), 1.5 tackles for loss, three interceptions and seven passes defended. Key member of nation's top-ranked pass defense (156.6 ypg.) and third-ranked defense (281.4 ypg.). FSU also led nation in interceptions (26) and scoring defense (12.1 ppg.)...As freshman, played in 14 games, posting 14 tackles and a pass defended.

PERSONAL – Played S and WR for Vanguard (Ocala, Fla.) HS and was named school's first-ever Under Armour All-American...Recorded 52 tackles as a senior and earned T Class 6A All-State first-team honors as a defensive utility player... Played in Under Armour All-America game...Named *Ocala Star-Banner* first-team All-County, to the Super 75 by the Florida Times-Union and ranked number 52 on the *Orlando Sentinel's* 2012 Florida Top 100...Has been clocked with sub 4.4 time in 40-yard dash...Earned All-County honors as a junior after logging 83 tackles and an interception as the starting safety...Posted a county-best 33.8-yards-per-return average on kickoffs, including a school-record four touchdowns as a sophomore...Served as a speaker at the 2015 New Orleans Saints/NFL High School Coaches Forum...Hosts an annual football camp in his hometown of Ocala, Fla.

P.J. WILLIAMS

		TACKLES							INTERCEPTIONS					FUMBLES					
Year	Team	GP	GS	Tot	Solo	Asst	Sk	Yds	No	Yds	Lg	TD	PD	FF	FR	Yds			
2015	New Orleans								INJURED RESERVE										
2016	New Orleans	2	2	6	5	1	0.0	0.0	0	0	0	0	2	0	0	0			
2017	New Orleans	16	6	47	34	13	0.0	0.0	2	7	7	0	9	0	0	0			
2018	New Orleans	15	6	53	44	9	1.0	10.0	1	45	45t	1	9	2	0	0			
2019	New Orleans	14	8	42	34	8	1.0	1.0	1	0	0	0	4	0	0	0			
NFL totals		47	22	148	117	31	2.0	11.0	4	52	45t	1	24	2	0	0			

ADDITIONAL STATISTICS: Special Teams Tackles – (2019, 1) **Total: 1.**

CAREER HIGHS: Tackles – 10, vs. New England (9/17/17); **Solo Tackles** – 8, vs. New England (9/17/17); **Sacks** – 1 (2x), vs. Atlanta (11/22/18) and vs. Houston (9/9/19); **Interceptions** – 1 (4x), last at Tampa Bay (11/17/19); **Passes Defended** – 3 (2x), at Los Angeles Rams (11/26/17) and vs. Los Angeles Rams (11/4/18); **Forced Fumbles** – 1 (2x) last vs. Philadelphia (11/18/18).

POSTSEASON

		TACKLES							INTERCEPTIONS					FUMBLES		
Year	Team	GP	GS	Tot	Solo	Asst	Sk	Yds	No	Yds	Lg	TD	PD	FF	FR	Yds
2017	New Orleans	2	0	5	4	1	0.0	0.0	0	0	0	0	2	0	0	0
2018	New Orleans	2	2	11	9	2	0.0	0.0	0	0	0	0	2	0	0	0
2019	New Orleans	1	0	0	0	0	0.0	0.0	0	0	0	0	1	0	0	0
NFL totals		5	2	16	13	3	0.0	0.0	0	0	0	0	5	0	0	0

POSTSEASON CAREER HIGHS: Tackles – 8, vs. Los Angeles Rams (1/20/19); **Solo Tackles** – 7, vs. Los Angeles Rams (1/20/19); **Sacks** – 0; **Interceptions** – 0; **Passes Defended** – 1 (5x), last vs. Minnesota (1/5/20).



JAMEIS WINSTON

2

QB

HEIGHT: 6-4 • WEIGHT: 231
 COLLEGE: FLORIDA STATE
 JOINED SAINTS: UFA-20 (TB)
 NFL EXPERIENCE: 6
 BORN: 1/6/94

NFL CAREER - Originally selected with the first overall pick in the 2015 NFL Draft by the Tampa Bay Buccaneers out of Florida State, Winston joins the Black and Gold after spending his first five seasons with the Buccaneers. The Hueytown, Al. native appeared in 72 games with 70 starts for the Buccaneers, completing 1,563-of-2,548 passes (61.3%) for 19,737 yards with 121 touchdown passes, 88 interceptions and an 86.9 passer rating, while adding 1,044 rushing yards and 10 touchdowns and being named to the Pro Bowl in 2015 following his rookie season. Over the past five seasons, Winston set numerous Buccaneers passing records including both the franchise's career and single-season marks in passing yards and touchdown passes. In 2019, Winston posted career-highs in passing yards (5,109), touchdown passes (33), completions (380), and yards-per-attempt (8.2). During a two-game stretch in wins in Weeks 14 and 15, Winston tossed for 456 and 458 yards, becoming the only player in NFL history to pass for 450 yards in consecutive contests. Winston's NFL-best 5,109 passing yards was the eighth-highest total in NFL record books, as he became only the eighth passer to reach 5,000 yards passing.

CAREER TRANSACTIONS - Signed by New Orleans to a one-year contract (UFA-TB), 4/28/20; Fifth-year team option exercised by Tampa Bay, 4/17/18; Signed by Tampa Bay to a four-year contract, 5/1/15; Selected by Tampa Bay in the first round (1st overall) of 2015 NFL Draft.

HONORS - **2019:** NFC Offensive Player of the Week (Week 4); FedEx Air Player of the Week (Week 4). **2016:** NFC Offensive Player of the Week (Week 1); FedEx Air Player of the Week (Week 1); Castrol EDGE Clutch Performer of the Week (Week 13). **2015:** Pro Bowl; Pepsi Rookie of the Year; NFL Offensive Rookie of the Month (November); Pepsi Rookie of the Week (Weeks 2, 5 & 11); FedEx Air Player of the Week (Week 11).

2019 - Started all 16 games, completing 380-of-626 passes (60.7 pct.), for 5,109 yards (8.2 avg.), with 33 touchdowns and 30 interceptions in his final season with the Bucs. Posted career-highs and franchise records in passing yards (5,109), 300-yard passing games (11) touchdown passes (33), completions (380), attempts (626). Winston's NFL-best 5,109 passing yards was the eighth-highest total in NFL record books, as he became only the eighth passer to reach 5,000 yards passing. Posted 8.16 yards per attempt in 2019, second-highest in team history...In win at Carolina, Sept. 12, completed 16-of-25 passes for 208 yards, with one touchdown and a 103.4 rating...Vs. N.Y. Giants, Sept. 22, completed 23-of-37 passes for 380 yards, with three touchdowns, an interception and a 112.4 rating...In 55-40 win at

L.A. Rams, Sept. 29, where Bucs set club scoring record, completed 28-of-41 passes for 385 yards, with four touchdowns, one interception and a 120.5 rating...At New Orleans, Oct. 6, completed 15-of-27 passes for 204 yards, with two touchdowns and a 104.6 rating...At Seattle, Nov. 3, completed 29-of-44 passes for 335 yards, with two touchdowns and a 103.9 rating...In a win vs. Arizona, Nov. 10, completed 30-of-48 passes for 358 yards, with a touchdown and two interceptions. In the fourth quarter with Arizona ahead 27-23, completed a pass for a 49-yard gain to Chris Godwin that set up go-ahead touchdown. Also had a career-long 26-yard rush...In win vs. Atlanta, Nov. 24, completed 18-of-28 passes for 313 yards, with three touchdowns, two interceptions and a 108.2 rating, including a career-long 71-yard completion for a TD...Winston's 13 consecutive games with a touchdown pass from 12/23/18-11/24/19, tied for second-longest streak in team history...In win at Jacksonville, Dec. 1, completed 21-of-38 passes for 268 yards...Vs. Indianapolis, Dec. 8, completed 33-of-45 passes for 456 yards, with four touchdowns, three interceptions and a 107.3 rating. The 277 first-half passing yards was the fifth-most in a single half in team history and the 456 passing yards is fourth-most in a game in team history...In a win at Detroit, Dec. 15, completed 28-of-42 passes for 458 yards, with four touchdowns, one interception and a 124.9 rating. The 308 first-half passing yards was the third-most in a single half in team history and the 458 passing yards was the third-most in a game in team history. **2018** - Started nine-of-11 games played, completing 244-of-378 passes (64.6 pct.), for 2,992 yards, with 19 touchdowns and 14 interceptions, for a passer rating of 90.2...Made 2018 debut at Chicago, Sept. 30, coming on in relief of Ryan Fitzpatrick in the second half, completing 16-of-20 passes (career-high 80.0%) for 145 yards with a touchdown and two interceptions...At Atlanta, Oct. 14, completed 30-of-41 passes (73.1 pct.) for 395 yards, with four touchdowns and two interceptions, for a 115.4 rating. Also rushed five times for 31 yards...In an overtime win against Cleveland, Oct. 21, totaled 420 yards of offense (365 passing yards, a career-high 55 rushing yards). In final overtime drive, completed two-of-three passes for 21 yards to set up a game-winning field goal...Came on in relief of starter Fitzpatrick at N.Y. Giants, Nov. 18, leading four consecutive touchdown drives, finishing the game going 12-of-16 (75.0 pct.) for 199 yards (12.4 avg.), with two touchdowns and an interception, for a passer rating of 129.9. Winston's interception came on a Hail Mary attempt with under 30 seconds remaining in the game. Prior to that point, Winston had a 158.3 passer rating. With his totals from the Giants game, Winston tied Vinny Testaverde for the most second-most passing touchdowns in team history and eclipsed Trent Dilfer for the third-most passing yards in team history...Started against San Francisco, Nov. 25, completed 29-of-38 passes (76.3 pct.) for 312 yards, with two touchdowns and no interceptions, for a passer rating of 117.4. With his totals against San Francisco, eclipsed Testaverde for the second-most passing touchdowns in team history...Against Carolina, Dec. 2, completed 20-of-30 passes for 249 yards, with two touchdowns and no interceptions, for a 114.4 rating, marking his third consecutive game with a passer rating over 100. With his totals against Carolina, he became Tampa Bay's franchise leader in touchdown passes, surpassing Josh Freeman, and he eclipsed Freeman for the second-most passing yards in team history...Threw two touchdowns against New Orleans, Dec. 9...At Dallas, Dec. 23, completed 34-of-48 passes (70.8 pct.) for 338 yards with one touchdown for a 97.2 rating...Completed 22-of-35 passes (62.9 pct.) for 345 yards with four touchdowns and one interception, for a passer rating of 121.7 against Atlanta, Dec. 30. **2017** - Started

all 13 games he played in, completing 282- of-442 passes (63.8 pct.) for 3,504 yards, with 19 touchdowns and 11 interceptions, for a passer rating of 92.2...In a 29-7 win over Chicago, Sept. 17, completed 18-of-30 passes (60.0 pct.) for 204 yards, with one touchdown, for a passer rating of 91.5...Completed 28-for-40 passes (70.0) for 328 yards and two touchdowns at Minnesota, Sept. 24...In a win against N.Y. Giants, Oct. 1, completed 22-of-38 passes for 332 yards and three touchdowns, for a passer rating of 113.0. Completed five-of-five passes for 54 yards and converted a first down with his legs on a seven-yard run to help set up a game-winning 34-yard field goal as time expired...Completed 26-of-46 passes for 334 yards and one touchdown for a rating of 86.7 vs. New England on Thursday Night Football, Nov. 5. 225 of his passing yards came in the fourth quarter, the second-most in any quarter in team history, trailing his own record of 238 set in 2015 (fourth quarter at Rams, Dec. 17, 2015). Winston's 225 fourth quarter passing yards are the most by any quarterback since Winston's own mark in 2015...At Arizona, Oct. 15, completed 5-of-10 passes for 61 yards before exiting (shoulder)...Completed 32-of-44 passes (72.7 pct.) for 384 yards and three touchdowns, for a passer rating of 112.3 at Buffalo, Oct. 22...Started against Carolina, Oct. 29, throwing for 210 yards...At New Orleans, Nov. 5, went-7-of-13 for 67 yards in the first half, but did not play in the second half due to a shoulder injury. Despite not playing in the second half, Winston's totals brought his career passing yards over 10,000, in just his 40th game. Only the eighth player in NFL history to do so, joining Marc Bulger, Kirk Cousins, Andrew Luck, Peyton Manning, Dan Marino, Matthew Stafford and Kurt Warner. Was second youngest player to ever reach 10,000 passing yards, trailing Drew Bledsoe...Returned at Green Bay, Dec. 3, completing 21-of-32 passes (65.6 pct.) for 270 yards, with two touchdowns and no interceptions, for a 112.8 passer rating...Started against Detroit, Dec. 10, completing 26- of-38 passes (68.4 pct.) for 285 yards, with two touchdowns. Winston's totals against Detroit had him pass Drew Bledsoe for the ninth-most passing yards by a player through their first three seasons in NFL history...On Monday Night Football against Atlanta, Dec. 18, completed 27-of-35 passes (77.1 pct.) for 299 yards, with three touchdowns and no interceptions, for a 130.5 passer rating. Winston's 77.1 completion percentage is the highest by a Buccaneers quarterback since 2013 (Mike Glennon. 87.0 vs. Atlanta, Nov. 17, 2013). Winston now has 67 career passing touchdowns, passing Cam Newton and Matt Ryan for the eighth most passing touchdowns by a player through their first three seasons in NFL history...At Carolina, Dec. 24, Winston completed 21-of-27 passes (77.8 pct.) for 367 yards and a touchdown, for a 131.1 passer rating. Winston's 77.8 completion percentage is the highest single-game mark in his career and his 131.1 passer rating is the second-highest of his career (131.6 at Philadelphia, Nov. 22, 2015). Winston is the first quarterback to complete at least 75 percent of his passes in consecutive games since the 2010 season (Josh Freeman, 12/26/10 vs. Seattle 1/2/11 at New Orleans). With his totals at Carolina, Winston passed Brad Johnson for the fifth-most passing yards in franchise history...In a Week 17 win over New Orleans, Dec. 31, threw for 363 yards, including a game-winning 39-yard touchdown to WR Chris Godwin with under 10 seconds remaining. He also had 32 rushing yards and a rushing touchdown. With his totals in Weeks 16-17, Winston becomes the only player in franchise history to post consecutive games with at least 350 passing yards. Winston finished the year with six games of 300 or more passing yards, at the time the most such games in a single season in franchise history. Winston's totals at New Orleans had him pass Cam Newton, Andy

Dalton and Dan Marino for the third most passing yards by a player through their first three seasons in NFL history, trailing only Andrew Luck and Peyton Manning.

2016 - Finished tied for seventh in the National Football League with 28 touchdown passes and ranked 12th in passing yards, with 4,090...Started all 16 games, completing 345-of-567 passes for 4,090 yards, with 28 touchdowns and 18 interceptions...At Atlanta, Sept. 11, completing 23-of-32 passes (71.9 pct.) for 281 yards, with four touchdowns and an interception, for a 125.1 rating. Earned NFC Offensive Player of the Week...Vs. L.A. Rams, Sept. 25, completed 36-of-58 pass attempts (62.1 pct.) for 405 yards and three touchdowns, with a 93.0 rating.... Rushed for a seven-yard touchdown vs. Denver, Oct. 2, the seventh of his career, second-most by a quarterback in team history...At Carolina, Oct. 10, in his first career Monday Night Football game, completed 18-of-30 passes for 219 yards and one touchdown for a rating of 93.6. Recorded his first game-winning drive of the season at Carolina, leading an 11-play, 66-yard drive that ended with a 38-yard game-winning field goal, giving Tampa Bay a 17-14 prime time victory...At San Francisco, Oct. 23, Winston went 21-of-30 for 269 yards with three touchdowns and one interception, for a rating of 117.2...Threw two touchdown passes with no interceptions against Oakland, Oct. 30...On Thursday Night Football against Atlanta, Nov. 3, completed 23-of-37 passes (62.2 pct.) for 261 yards and three touchdowns, with zero interceptions, for a rating of 110.3...Against Chicago, Nov. 13, completed 23-of-33 passes (69.7 pct.) for 2,349 yards, with two touchdowns, for a 107.1 rating. Winston's first touchdown pass against Chicago brought his career total to 40. At 22 years and 312 days old, he is the youngest player in NFL history to throw for 40 touchdowns...Completed 24-of-39 passes (61.5 pct.) for 331 yards and one touchdown for a rating of 97.3 in a win at Kansas City, Nov. 20. Winston's consecutive games with 300 or more passing yards are the first time in career...Helped lead the team to its fifth road victory of the season at San Diego, Dec. 4, completing 20-of-30 passes (66.7 pct.) for 280 yards with one touchdown and one interception, for a 93.8 rating. Credited with his fifth career game-winning drive in the win over San Diego, helping lead the team to 11 fourth-quarter points, overcoming a 21-17 deficit entering the final period...Winston recorded a passer rating over 90 in five consecutive games (Weeks 9-13)...In a win over New Orleans, Dec. 11, completed 16-of-26 passes (61.5 pct.) for 184 yards...Threw for 247 yards and two touchdowns on Sunday Night Football at Dallas, Dec. 18...At New Orleans, Dec. 24, threw for 277 yards and two touchdowns...Led a game-winning drive against Carolina, 1/1/17, driving the team 74 yards, connecting with Mike Evans with 3:13 left in fourth quarter. Finished the game going 20-of-35 for 202 yards, with one touchdown and an interception.

2015 - Started all 16 games, finishing season with a 84.2 rating, going 312-of-535 for 4,042 yards with 22 touchdowns and 15 interceptions...Also rushed 54 times for 213 yards and six touchdowns...Made NFL debut vs. Tennessee and finished the day against Tennessee, Sept. 13, completing 16-of-33 passes for 210 yards, two touchdowns and two interceptions...Connected with Austin-Seferian Jenkins on both touchdown passes, his first-career scoring toss being for five yards and the second for 41 yards...At New Orleans Sept. 20, finished the game going 14-of-21 for 207 yards and one touchdown, for a 114.6 rating - the fifth-highest regular-season mark by a rookie in team history and rushed for a touchdown, the first of his pro career in the regular season...At Houston Sept. 27, finished going 17-of-36 for 261 yards for one touchdown and one interception...Against Carolina, Oct. 4, finished with then-career high in attempts (43), completions (26) and passing

yards (287), while tying his then-career high in passing touchdowns (two)...Vs. Jacksonville, Oct. 11, completed 13 of 19 passes for 209 yards with one touchdown and no interceptions, earning a 122.5 rating, the fourth-highest single-game mark by a rookie in team history...At Washington, Oct. 25, finished the game going 21- of-29 for 297 yards and two touchdowns, including a 40-yard scoring pass to Evans on the third offensive play of the game. His passing yards tied for fourth-most ever by a Buccaneers rookie and his passer rating set the third-best mark by a rookie in team history...At Atlanta, Nov. 1, finished the day going 16-of-29 for 177 yards with one touchdown, as well as rushing three times for 24 yards and one touchdown, including a career-long 21-yard scramble in third quarter that set up his four-yard rushing touchdown three plays later. Led first career game-winning drive, beating the Falcons in overtime after leading the team on a 15-play, 68-yard drive that ended with a 31-yard field goal for the 23-20 lead, becoming only the third rookie quarterback in team history to lead the team to an overtime victory. With second career rushing touchdown at Atlanta Nov. 11, leads Buccaneers rookie quarterbacks for the most rushing touchdowns in franchise history...Against New York Giants, Nov. 8, went 19-of-36 for 247 yards while throwing no interceptions and recording three rushes for 24 yards, including a 10-yard scramble into the end zone for his third rushing touchdown of the season...Vs. Dallas, Nov. 15, completed 22-of-39 passes for 264 yards with two interceptions, as well as recording three rushes for three yards, including a one-yard rushing touchdown in the fourth quarter to win the game. Game-winning drive marked his first career fourth-quarter comeback and the team's first this season...Ended the day at Philadelphia, Nov. 22, going 19-of-29 for 246 yards with five touchdowns and no interceptions, including four touchdown passes in the first half, marking the most in a first half in team history and tied for the most in a first half in NFL this season. His five passing touchdowns are tied for the most in a single game by a rookie since the 1970 NFL merger and also tied the franchise single-game record...At Indianapolis, Nov. 29, finished going 20-of-36 for 245 yards with a touchdown and an interception, and established franchise record for passing yards by a rookie, with 2,650...Against Atlanta, Dec. 6, completed 18-of-27 passes for 227 yards with one touchdown and one interception, as well as recording five rushes, which included a five-yard rushing touchdown and a 20-yard rush to convert on third-and-19 on what would be the game-winning drive. Led the team on a 12-play, 80-yard drive to win the game against Atlanta, marking the third game-winning drive of his career and his second career fourth-quarter comeback drive. He is also one of only nine quarterbacks this season to direct at least three game-winning drives, and is the only rookie to do so, per data compiled by Pro Football Reference...Vs. New Orleans, Dec. 13, went 18-of-32 for 182 yards, one touchdown and no interceptions...At St. Louis, Dec. 17, finished going 29-of-50 for a career-high 363 yards with two touchdowns - his 363 passing yards are the second-most by a rookie in team history. Led the team on a 98-yard touchdown drive at St. Louis, tied for the longest drive in team history. Threw for 238 yards in the fourth quarter at St. Louis, the most in any quarter in franchise history and the most by a quarterback in the fourth quarter since 2012 Eli Manning, 243 passing yards vs. Tampa Bay, Sept. 16, 2012. His fourth-quarter passing yardage is the most in any quarter since Aaron Rodgers in 2014 (242 yards, second quarter vs. Chicago)...Against Chicago, Dec. 27, went 15-of-29 for 295 yards and two touchdowns with one interception...At Carolina, 1/3/16, finishing 29-of-47 for 325 yards, while adding

14 rushing yards and one rushing touchdown - marking his second 300-yard game of the year and the third-most passing yardage in a single game by a Buccaneers rookie.

COLLEGE - In his two seasons at the helm in Tallahassee, Winston posted a 27-1 record as a starter, became only the second freshman to win the Heisman Trophy in 2013 and led the Seminoles to back-to-back 13-0 regular seasons as well as a victory over Auburn in the 2014 BCS National Championship where he was named the game's Offensive MVP. Finished his college career with 7,964 passing yards, 65 touchdown passes and a 163.3 rating. In 2014, started 13 games, completing 305-of-467 passes (65.3 pct.) for 3,907 yards with 25 touchdowns and 18 interceptions...Also rushed 57 times for 65 yards and three touchdowns...Helped lead Florida State to their second-consecutive undefeated regular season and ACC Championship, while earning a berth in the first-ever College Football Playoff Semifinal at the Rose Bowl...Led the ACC in passing yards (3,907) passing yards per game (300.5), attempts (467), completions (305) and completion percentage (65.3)...Set a Florida state record with 305 completions, while his 3,907 passing yards are the third-most in a single season in school history...Ranked sixth in the NCAA in passing yards (3,907) and eighth in yards per game (300.5)...Named first-team All-ACC by league coaches and media...A finalist for the Manning Award and a semifinalist for the Davey O'Brien, Maxwell and Walter Camp Player of the Year Awards...Led the NCAA with four game-winning fourth-quarter drives in 2014, including the biggest comeback in school history at Louisville, where he passed for a season-high 401 yards and threw three second-half touchdowns to overcome a 21-0 deficit...In 2013, started 14 games, completing 257-of-384 passes (66.9 pct.) for 4,057 yards with 40 touchdowns and 10 interceptions. Also rushed 88 times for 219 yards and four touchdowns...Winner of the 2013 Heisman...At 19 years, 342 days old, was the youngest player to ever win the Heisman, and was only the second freshman to do so...Won the Davey O'Brien and Manning Awards, while placing as a finalist for the Maxwell Award...Named ACC Offensive Player of the Year, ACC Rookie of the Year and ACC Offensive Rookie of the year...The first freshman in the history of the conference to earn ACC Player of the Year...Set the ACC record, the Florida State record and the NCAA freshman record for touchdown passes (40), while breaking the NCAA freshman record for passing yards (4,057)...A first-team All-ACC selection and a consensus All-American...Led Florida State to a 14-0 record, an ACC Championship and the 2013 BCS National Championship...Named offensive MVP of the national championship game, throwing for 237 yards and two touchdowns, including leading a seven-play, 80-yard drive that culminated in a two-yard touchdown pass to give Florida State the lead with only 13 seconds remaining...Earned ACC Championship Game MVP honors...Helped lead an offense that set the NCAA record for total points (723 - 51.6 ppg.), while also establishing school and conference records for total yards (7,267)...Named to All-ACC Academic Team...Redshirted as a true freshman in 2012.

PERSONAL - Top quarterback prospect in class of 2012, rated a five-star quarterback by Scout and a four-star quarterback by Rivals, ESPN and 247Sports...No. 14 on the ESPNU 150 and No. 1 quarterback nationally, No. 5 player regionally and No. 1 player in Alabama...Named to the 2012 USA Football National Team (U19) for the 2012 International Bowl...USA Today 2011 All-USA

first-team All-American, 2012 *Parade* All-American, SI.com second-team All-American, ESPNHS first-team All-American and Under Armour All-American...Co-MVP of the Elite 11 national quarterback challenge in Malibu, California...MVP in the Under Armour All-American Game...2011 Gatorade Alabama Football Player of the Year and Alabama Sports Writers Association's Class 5A Back of the Year as a senior...A four-year starter at Hueytown (Al.) HS who totaled 6,871 passing yards and 67 touchdowns, with 25 interceptions, while adding 2,912 rushing yards and 35 touchdowns...As senior, completed 69 percent of his passes for 2,424 yards and 28 touchdowns, rushing for 1,065 yards and 15 touchdowns, leading Hueytown to a 13-1 record and the Class 5A state semifinals...Played baseball in high school and college and was selected in the 15th round with the 486th overall pick by the Texas Rangers in the 2012 MLB first-year player draft...Winston was one of the Buccaneers most active community members and plans to do the same in New Orleans, having regularly donated his offseason time to supporting causes in the Tampa Bay, Tallahassee, and Birmingham communities...In 2017, launched Jameis Winston's Dream Forever Foundation, which has a mission to impact the lives of financially disadvantaged children and youth through encouragement, opportunities and resources to develop and achieve their dreams...During the coronavirus pandemic, donated \$30,000 to help eight struggling small restaurants in the Tampa community, providing meals for over 1,000 families in need each week for four weeks...Partnered with the WWE's Titus O'Neil to donated \$50,000 to provide supplied to Tampa families in need and Hillsborough (Fla.) County schools...Every December, has hosted the Famous Jameis Holiday Jam-boree, surprising underprivileged children with gifts and engaging with fans during a community fun day and toy drive...Served as spokesperson and "Quarterback" for the team's Buccaneers Academy initiative...In 2016 and 2017, hosted the Jameis Winston ProCamp in Tampa and the Dream Forever Football Camp in Fairfield, Alabama for hundreds of youth football participants...In 2017, hosted the Elite Championship Camp for youth in Tallahassee...Makes annual visits to Birmingham-area libraries, summer programs, hospitals and schools to share positive messages and lift spirits of children throughout his hometown community...Led Buccaneers' efforts in the annual "Special Olympics Day" at Training Camp, engaging with athletes through football drills and activities every year...Hosted the "Dream Big Day" graduation celebration for fifth graders at Egypt Lake Elementary School, a Buccaneers Academy, in 2017...Participated in the Buccaneers 2015, 2016 and 2017 Cut for a Cure, having his head shaved by pediatric cancer patients to raise funds and awareness for the National Pediatric Cancer Foundation...Visited Lockhart Elementary in 2017 as they welcomed over 350 new students and teachers to spend the reminder of the year with them as they recovered from a school fire. Spoke to students about overcoming adversity and encouraging them to rally around their new classmates...In 2016, visited victims of the Pulse night club shooting at Orlando Regional Medical Center...In 2016, participated in a surprise visit to the West Tampa Boys & Girls Club with O'Neil to share positive messages with the members and surprise kids with tickets to WWE Monday Night RAW...Served as 2016 and 2017 celebrity starter for the "One Walk to Cure Diabetes" in Tampa to benefit the Juvenile Diabetes Research Foundation...In 2015, congratulated students at Pinellas Park Middle School for winning the Fuel Up To Play 60 "Defend Your Turf Challenge" through a special assembly and P.E. class...In 2015, participated in games, arts and crafts, and activities with children at Metropolitan Ministries annual Fall Festival...In

VETERANS

2015, served lunch to more than 250 hungry and homeless people at Trinity Café...Participated in the 2015 and 2016 Back to Football luncheon to speak to local business leaders about the season...In July 2015, went bowling with rookie or first-year firefighters and paramedics...In 2015, traveled to Jackson South Community Hospital in Miami to visit Dwayne Mitchell, a high school student battling a rare heart disease, to spend time with Mitchell and show support for the Mitchell family...In May, 2015, served as a celebrity guest at the Dick Vitale Gala in Sarasota to raise funds and awareness for cancer research...In May, 2015, visited wounded warriors recovering from injury and illness at James A. Haley Veterans' Hospital in Tampa...Born in Bessemer, Alabama, on January 6, 1994.

JAMEIS WINSTON

		PASSING												
Year	Team	GP	GS	Att	Cmp	Pct	Yds	Yds/Att	TD	Int	Lg	Sk	Lst	Rating
2015	Tampa Bay	16	16	535	312	58.3	4,042	7.6	22	15	68	27	190	84.2
2016	Tampa Bay	16	16	567	345	60.8	4,090	7.2	28	18	45t	35	239	86.1
2017	Tampa Bay	13	13	442	282	63.8	3,504	7.9	19	11	70	33	207	92.2
2018	Tampa Bay	11	9	378	244	64.6	3,992	7.9	19	14	64	27	157	90.2
2019	Tampa Bay	16	16	626	380	60.7	5,109	8.2	33	30	71t	47	282	84.3
NFL Totals		72	70	2,548	1,563	61.3	19,737	7.7	121	88	71t	169	1,075	86.9

		RUSHING				
Year	Team	Att	Yds	Avg	Lg	TD
2015	Tampa Bay	54	213	3.9	21	6
2016	Tampa Bay	53	165	3.1	14	1
2017	Tampa Bay	33	135	4.1	17	1
2018	Tampa Bay	49	281	5.7	18	1
2019	Tampa Bay	59	250	4.2	26	1
NFL Totals		248	1,044	4.2	26	10

CAREER HIGHS: Attempts – 58, vs. L.A. Rams (9/25/16); Completions – 36, vs. L.A. Rams (9/25/16); Completion Pct. – 80.0 (16-for-20), at Chicago (9/30/18); Passing Yards – 458, at Detroit (12/15/19); Long Pass – 71t, at Atlanta (11/24/19); Interceptions – 5, vs. Carolina (10/13/19); Passing TDs – 5, at Philadelphia (11/22/15); Passer Rating – 131.6, at Philadelphia (11/22/15); Rushes – 10, vs. Cleveland (10/21/18); Rushing Yards – 55, vs. Cleveland (10/21/18); Long Rush – 26, vs. Arizona (11/10/19); Rushing TDs – 1 (10x), last vs. Indianapolis (12/8/19).

ZACH
WOOD

49

LS

HEIGHT: 6-3 • WEIGHT: 255
COLLEGE: SOUTHERN METHODIST
JOINED SAINTS: FA-17
NFL EXPERIENCE: 4
BORN: 1/10/93

NFL CAREER - Wood was signed as a free agent by the Saints prior to the 2017 season opener after spending parts of 2016 and 2017 competing for snapping duties with the Dallas Cowboys. Wood snapped for all punts and placekicks in all 16 regular season games and both postseason contests in 2019 and has provided consistency since his arrival.

CAREER TRANSACTIONS

- Agreed to terms with New Orleans on a four-year contract, 3/18/20; Signed by New Orleans Saints, 9/9/17; Waived by Dallas Cowboys, 9/2/17; Signed a reserve/future contract with Dallas, 1/16/17; Waived by Dallas, 9/1/16; Signed by Dallas as an undrafted rookie free agent, 5/24/16.

2019 - Handled snapping long snapping for all 16 regular season games and NFC Wild Card Playoff vs. Minnesota, 1/5/20. **2018** - Handled snapping long snapping duties for all 16 regular season games and both postseason contests.

2017 - After spending the offseason and preseason with Dallas Cowboys, signed by New Orleans, Sept. 9 and handled snapping duties for all 16 regular season games and both playoff contests. **2016** - Went to training camp with Dallas.

COLLEGE

- Started 33-of-43 games he played over four seasons at Southern Methodist, tallying 137 tackles, 22 tackles for loss, nine sacks, two forced fumbles and three blocked kicks at defensive end...Played in ten games, starting nine and recorded 39 tackles with ten tackles for loss, 3.5 sacks, two pass deflections and three blocked kicks in 2015...Appeared in all 12 contests in 2014 and led team with four sacks to go along with 40 tackles....Played and started all 12 games at defensive end in 2013 and tied for fifth on team with 49 tackles and six tackles for loss, adding a sack and two forced fumbles...Appeared in nine games in 2012, making nine tackles and registering a half sack...Graduated with a bachelor's degree in applied physiology.

PERSONAL

- 2010 Class 4A All-State honorable mention selection at Rowlett (Texas) HS, totaling 115 tackles and 10 sacks as senior...Participated in 2018 Saints Hall of Fame Golf Tournament in Biloxi, Miss and the 2019 tournament in New Orleans.

ZACH WOOD

Games Played/Started: New Orleans - (2017, 16/0); (2018, 16/0); (2019, 16/0) **NFL Totals: 48/0.**

POSTSEASON

Games Played/Started: New Orleans - (2017, 2/0); (2018, 2/0); (2019, 1/0) **NFL Totals: 5/0.**

SAINTS DRAFT CHOICES

OWNER

FOOTBALL

ADMINISTRATION

RECORDS

HISTORY



CESAR
RUIZ

51

C/G

HEIGHT: 6-4 • WEIGHT: 316

COLLEGE: MICHIGAN

DRAFTED: 1ST ROUND
(24TH OVERALL)

BORN: 6/14/99

COLLEGE CAREER - This hard-working, talented and intelligent interior offensive lineman proved to be a perfect match for New Orleans' culture with the 24th overall pick in the 2020 NFL Draft. The three-year letterman appeared in 36 games in his college career for Michigan, making 31 consecutive starting assignments to finish his college career, starting with five at right guard followed by 26 at center. After opening five contests as a freshman in 2017 at right guard, he was the team's center the past two seasons, earning All-Big Ten as a junior in 2019. Ruiz, who declared for the NFL Draft following his junior season, is expected to compete in training camp for snaps at both center and right guard along with several other candidates. He's the eleventh Saint selected in the NFL Draft from Michigan.

2019 - Selected second-team All-Big Ten by conference coaches, Ruiz opened all 13 games at center for the Wolverines...The highest-graded pass blocking center in the country, according to PFF College. **2018** - Started all 13 games at center and was an All-Big Ten third-team selection (coaches)...Earned first career start at center at Notre Dame, Sept. 1. **2017** - Played in ten games and made five starts at right guard as a freshman as he earned his first varsity letter...Earned first career start at right guard vs. Minnesota, Nov. 4.

PERSONAL - Majored in Afro-American and African studies...Attended IMG (Bradenton, Fla.) Academy, where he helped lead his team to undefeated seasons in both 2015 and 2016...As a senior in 2016, anchored an IMG offensive line that helped the IMG offense produce 2,000 yards through the air and 1,879 yards on the ground in 11 games...Played in the 2017 Under Armour All-American Game...ESPN four-star recruit, ranked No. 69 nationally and the No. 1 center...Attended the 2016 "Opening" Nike Camp in Beaverton, Oregon...Transferred to IMG from Camden (N.J.) High School, where he spent his first two years.

CESAR RUIZ

Games Played/Started: Michigan - (2017, 10/5); (2018, 13/13); (2019, 13/13) Totals: 36/31



**ZACK
BAUN**

53

LB

HEIGHT: 6-3 • WEIGHT: 225

COLLEGE: WISCONSIN

**DRAFTED: 3RD ROUND
(74TH OVERALL)**

BORN: 12/30/96

COLLEGE CAREER – A three-year contributor on the University of Wisconsin's defense, the Saints moved up in the draft to select Baun with the 74th overall pick. The Brown Deer Wisc. native enjoyed a breakout redshirt senior campaign in 2019, when he was the first consensus (FWAA, Walter Camp) first-team All-American linebacker in Badgers history, when he started all 14 games and ranked second in the Big Ten in tackles for loss (19.5) and sacks (12.5). Overall in his college career, he played in 39 games with 27 starts, all which took place in his final two seasons, recording 154 tackles, 30.5 stops for loss, 15 sacks, two interceptions and three forced fumbles. He's the eleventh player selected by the Saints from Wisconsin.

2019 – Team captain started all 14 games at OLB for Badgers. Led team and ranked second in Big Ten with 19.5 stops for loss and 12.5 sacks (ranked second among Power Five linebackers in both categories). Butkus Award finalist, Bednarik Award semifinalist, FWAA and Walter Camp Foundation first-team All-America, AFCA, *Associated Press*, *The Sporting News* second-team All-America and consensus first-team All-Big Ten...Was the first consensus first-team All-America linebacker in Wisconsin's history (UW's sixth first-team All-American overall at linebacker)...Tallied 76 tackles...Broke up two passes and grabbed a 34-yard interception return for a touchdown vs. Michigan State...Had a career-high ten tackles, including one sack, at Ohio State, Oct. 26...Added nine stops and one sack vs. Buckeyes in Big Ten Championship, Dec. 7...Had nine tackles, 2.5 tackles for loss and two sacks at Minnesota, Nov. 30 to help Badgers secure Big Ten West Division...Logged seven tackles, two tackles for loss, a sack and a forced fumble vs. Michigan, Sept. 21...Recorded career-high three sacks vs. Kent State on Oct. 5...Had two sacks at Nebraska, Nov. 16. **2018** – Started all 13 games at OLB...The Badgers' third-leading tackler with 63 total stops (37 solo), 7.5 tackles for loss, 2.5 sacks, one forced fumble, one interception and three passes defended...Recorded career-highs with nine tackles, three stops for loss and 1.5 sacks at Penn State, Nov. 10, also recovering a fumble...Snagged first career interception at Northwestern, Oct. 27. **2017** – Did not play after suffering foot injury during training camp. 2016 – Played in 12 games and recorded 15 tackles (nine solo), 3.5 stops for loss and a forced fumble...Recorded one solo tackle vs. LSU, Sept. 3...Made one tackle for loss and a forced fumble vs. Georgia State, Sept. 17...Recorded two total tackles, including a half tackle for loss at Michigan, Oct. 1...Logged six tackles (three solo) and a tackle for loss vs. Ohio State, Oct. 15...Recorded one tackle in Big Ten Championship Game vs. Penn State, Dec. 3. **2015** – Redshirted.

PERSONAL – Three-star recruit by 247 Sports, ESPN, Rivals and Scout at Brown Deer (Wis.) HS...Rated as the No. 2 OLB in Wisconsin and No. 54 OLB in the country by Scout...Rated No. 4 overall recruit in state by ESPN...Passed for 3,061 yards and 27 touchdowns in career, adding 3,923 yards and 67 TDs rushing...Scored 94 career TDs in 22 games...State Offensive Player of the Year by Wisconsin Football Coaches Association as senior...First-team All-State QB by WFCA and AP second-team All-State...2014 Dave Krieg Award winner as state’s most outstanding senior QB...Woodland Conference East Division Offensive Player of the Year and first-team All-Conference...Dual-threat QB, averaged 167.0 rushing yards per game and 9.7 yards per carry as senior, finishing with 1,837 rushing yards and state-leading 39 TDs...Completed 54.9 percent of his passes for 1,936 yards and 20 TDs...As junior, honorable mention all-state and first-team All-Woodland Conference at QB...Rushed for 2,086 yards and 28 TDs, averaging 189.6 yards per game...Threw for 1,125 yards and seven touchdowns...Two-time team MVP and captain...Lettered in basketball, leading team to Wisconsin Division 3 state title as junior (2013-14)...Lettered in track, placing four times at Division 2 state meet...Finished fifth in 100 meters and eighth in 200 meters as a junior...Third in 100 meters (10.91 in prelims) and fourth in 4x100 relay as a senior...Injured in final of 200 meters after running 21.53 in prelims...Graduated in December, 2019 with degree in retailing and consumer behavior...Played at Wisconsin for defensive coordinator Jim Leonhard, who competing in training camp for the Saints in 2013 and outside linebackers coach Bobby April III, a Mandeville native who prepped at St. Paul’s High School in Covington...Played the bass in orchestra...Summer camp counselor at Camp Anokijig.

ZACK BAUN

Year	School	GP	GS	Tot	TACKLES			Yds	INTERCEPTIONS					FUMBLES		
					Solo	Asst	Sk		No	Yds	Lg	TD	PD	FF	FR	Yds
2016	Wisconsin	12	0	15	9	6	0.0	0.0	0	0	0	0	0	1	0	0
2017	Wisconsin	DID NOT PLAY (INJURY)														
2018	Wisconsin	13	13	63	37	26	2.5	21.0	1	7	7	0	3	0	1	0
2019	Wisconsin	14	14	76	53	23	12.5	80.0	1	34	34t	1	3	2	0	0
Career totals		39	27	154	99	55	15.0	101.0	2	41	34t	1	6	3	1	0

CAREER HIGHS: **Tackles** – 10, at Ohio State (10/26/19); **Sacks** – 3, vs. Kent State (10/5/19); **Interceptions** – 1 (2x), last vs. Michigan State (10/12/19); **Interception Ret. for TD** – 1, vs. Michigan (10/12/19); **Passes Defensed** – 1 (6x), last vs. Purdue (11/23/19).



ADAM
TRAUTMAN

82

TE

HEIGHT: 6-5 • WEIGHT: 253
COLLEGE: DAYTON
DRAFTED: 3RD ROUND
(105TH OVERALL)
BORN: 2/5/97

COLLEGE CAREER - The Saints were pleased to find Trautman available near the end of the third round of the 2020 NFL Draft and made an aggressive trade up to the 105th overall pick to add him. A converted high school quarterback, the Michigan native moved to tight end as a freshman developed into one of the top offensive players in NCAA FCS football, where he played in 44 games, recording 178 receptions for 2,295 yards (12.9 avg.) and 31 touchdowns.

CAREER TRANSACTIONS -Selected in the third round (105th overall) in the 2020 NFL Draft.

2019 - Named team captain...Started all 11 games for the Flyers...Led the team in receiving with 916 yards and a school-record 70 receptions...His 916 yards ranks second among Flyers tight ends in a single season...Caught a team-leading 14 touchdowns...Had six catches, 107 yards, and four receiving touchdowns against Jacksonville, breaking the Dayton record for receiving touchdowns in a game...Followed up his record-setting day against Jacksonville with 10 catches, 122 yards, and three more touchdowns at Valparaiso...Caught a career-high 11 passes for 132 yards against Indiana State. Became the UD all-time record holder in receptions (178) and receiving yards (2,295)...Named the White Allen MVP by UD Football...First-team All-Pioneer Football League and PFL Offensive Player of the Year...HERO Sports, ADA, STATS, AFCA Coaches and first-team Walter Camp Foundation FCS All-American...Named first-team AP All-American...Named FCS ADA All-American...Member of PFL Academic Honor Roll...Was the co-winner for the RUDY Award, presented at the annual R.U.D.Y.S. student-athlete awards event to the school's top Flyer student-athlete. **2018** - Started all 11 games...Led team in receiving with 41 receptions for 604 yards and nine touchdowns...Averaged 14.7 yards per reception...Caught three passes for 62 yards and three TDs against Butler...Second-Team All-PFL and member of 2018 PFL Academic Honor Roll. **2017** - Started all 11 games and led team in total yards with 537 on 43 catches and five TDS...Had then-career long 38-yard reception against Marist...Second Team All-PFL...Member of 2017 PFL Academic Honor Roll. **2016** - Appeared in all 11 games, starting seven...Had 24 receptions for 238 yards and three TDs...Team's leading receiver in game against San Diego when he had five catches for 73 yards...Lined up at tight end, slot receiver, wideout and wildcat quarterback...Member of 2016 PFL Academic Honor Roll. **2015** - Redshirted.

PERSONAL - Football and basketball team captain at Elk Rapids (Williamsburg, Mich.) HS...Football team captain (2x) and first-team All-Conference (2x), All-County (2x), All-Region, and Conference Player of the Year...Holds school single-season and career record passing yards record, as well as single-season all-

DRAFT CHOICES

purpose yards and single-season touchdowns records...Basketball first-team All-Conference and All-County...National Honor Society...Graduated with a bachelor's degree in electrical engineering.

ADAM TRAUTMAN

Year	School	GP	GS	RECEIVING				
				No	Yds	Avg	Lg	TD
2016	Dayton	11	7	24	238	9.9	29	3
2017	Dayton	11	11	43	537	12.5	38	5
2018	Dayton	11	11	41	604	14.7	34	9
2019	Dayton	11	11	70	916	13.1	42	14
Career Totals		44	40	178	2,295	12.9	42	31

CAREER HIGHS: **Receptions** – 11, at Indiana State (9/7/19); **Receiving Yards** – 132, at Indiana State (9/7/19); **Long Reception** – 42, vs. Marist (11/9/19); **Receiving TDs** – 4, vs. Jacksonville (10/5/19).



TOMMY STEVENS

1

HEIGHT: 6-5 • **WEIGHT:** 235
COLLEGE: MISSISSIPPI STATE
DRAFTED: 7TH ROUND
 (240TH OVERALL)
BORN: 12/15/96

QB

COLLEGE CAREER – New Orleans traded back into the draft to pick up this 6-5, 235-pound signal-caller, who spent his graduate transfer season at Mississippi State. In 2019 for the Bulldogs, he threw for 1,115 yards and 11 touchdowns and rushed for 381 yards and four scores. Prior to the 2019 season, the Indianapolis native spent four seasons at Penn State, where he contributed at multiple positions, a role which the Saints will try to develop him for in 2020.

CAREER TRANSACTIONS – Selected by Saints in the seventh round (240th overall) of the 2020 NFL Draft.

2019 – Started all nine games he appeared in for Mississippi State as graduate transfer from Penn State...Completed 60.2 percent (97-of-161) of his passes for 1,155 yards and 11 touchdowns with only five interceptions (136.9 rating)...Double-threat QB added 381 rushing yards and four touchdowns on 83 attempts (4.6 avg.)...Threw for 200-plus yards twice and registered five multi-passing touchdown games...Completed 68.9 percent (80-of-116) of his passes on 126 drop-backs for 991 yards and 11 TDs when facing no pressure...Made MSU debut and first start since November 7, 2014 in high school (4 years, 9 months and 24 days) at Louisiana-Lafayette, Aug. 31 at the Mercedes-Benz Superdome. Shined with three TDs accounted for (two pass, one rush) and was 20-of-30 for 236 yards. According to Pro Football Focus, completed 17 of 22 passes (77.3 percent) for 200 yards (9.1 yards/attempt) and 11 first downs when facing no pressure that game.

In the first half, went 10-of-16 passing for 127 yards and scored a touchdown both passing (31-yard pass) and rushing (four-yard run). Threw TDs of 31 and 12 yards...Had 13 completions for a first down, five completions for 15-plus yards and two of completions for 25-plus yards...Improved to 2-0 as starter, including his first home victory, vs. Southern Mississippi, Sept. 7...For second straight game, connected with Osirus Mitchell for a touchdown on MSU's opening drive with a 28-yard score. Went seven-of-seven passing for 84 yards and a TD in the first quarter and on the next play threw an 11-yard TD strike. Connected on his first nine passing attempts (105 yards, two TDs) before an incompletion late in the second quarter (longest streak for a MSU quarterback to start the game since Dak Prescott completed his first 12 passing attempts against Arkansas in 2015)... Earned first SEC win as starter at Arkansas, Nov. 2. Completed 12-of-18 passes for 172 yards and two TDs. Rushed for 74 yards on 15 attempts (4.9 avg.). Connected with nine different receivers on the day. Threw a first quarter 33-yard touchdown pass. Earned a team-high 83.5 overall grade from PFF, the best in the SEC that week among QBs...Responsible for three touchdowns (2 passing, 1 rushing) vs. Abilene Christian, Nov. 23. Threw a career-long 88-yard TD pass in the second quarter. Scored on a 30-yard run...Went 17-of-26 passing for 221 yards and two TDs in the Music City Bowl vs. Louisville, Dec. 30. Added 71 rushing yards and one TD on 17 attempts (4.2 avg.). **2018** - Appeared in seven games, seeing time at QB in four games in final season at Penn State. Completed 8-of-11 passes for 304 yards and four touchdowns against one interception. Rushed 28 times for 118 yards (4.2 avg.) and two TDs...Tossed a second quarter 23-yard touchdown at Indiana, Oct. 20 and caught two passes for two yards...Completed two passes for 27 yards and rushed for 18 yards on five carries, including a three-yard TD vs. Iowa, Oct. 27...Completed three of four passes for 35 yards and rushed for 52 yards on 10 carries (5.2 avg.), including an eight-yard TD run at Michigan, Nov. 3...Rushed for 25 yards on seven carries, including second quarter 20-yard run vs. Wisconsin, Nov. 10...Completed both passes for 25 yards, including a 20-yard completion vs. Maryland, Nov. 24. Rushed for 35 yards on three carries (11.7 avg.), including an 18-yard run. **2017** - Played QB, RB and WR. Rushed 27 times for 190 yards (7.0 avg.) and four TDs. Caught 12 passes for 60 yards and two TDs. Went 14-of-27 passing for 158 yards and three TDs...Completed three-of-six passes for 42 yards vs. Akron, Sept. 2. Rushed four times for 16 yards. Caught first career pass for seven yards...Caught and threw a touchdown vs. Georgia State, Sept. 16. Completed two-of-four passes for 43 yards and a TD. Rushed twice for two yards. Caught two passes for 19 yards, including a ten-yard TD...Caught second career touchdown at Northwestern, Oct. 7, a ten-yard pass from Trace McSorley. Made two catches for eight yards. Rushed three times for 17 yards... Completed two-of-three passes for 21 yards and a TD vs. Nebraska, Nov. 18. Connected for a fourth quarter TD. Rushed five times for 31 yards. Caught two passes for 22 yards...Posted career-highs in rushes (12), rushing yards (113), rushing touchdowns (three) and touchdowns responsible for (four) at Maryland, Nov. 25. Completed three-of-seven passes for 11 yards, including a four-yard scoring strike in fourth quarter. Made four-yard reception. Owned team-best 117 all-purpose yards (113 rushing, four receiving). **2016**- Played in seven games...Saw snaps at QB in fourth quarter, but didn't throw a pass vs. Maryland, Oct. 1. Carried four times for 36 yards...Attempted first passes, completing his first career throw for 26 yards at Purdue, Oct. 29. One-of-two passing. Rushed five times for 31 yards, including a fourth quarter 18-yard rush...Ran five times for 70 yards vs.

DRAFT CHOICES

Iowa, Nov. 5. Lined up at WR and took the handoff on the jet sweep, rumbling 13 yards for his first career touchdown in the fourth quarter. Added a career-long 45-yard rush in the fourth quarter...Rushed six times for 62 yards at Rutgers, Nov. 19. Scampered for a 12-yard TD run in the fourth quarter. Had a long rush of 31 yards. **2016** – Redshirted.

PERSONAL – Played at Decatur Central (Indianapolis, In.) HS...Indiana Gatorade Player of the Year finalist and two-time All-Conference, All-Area and All-County...Honored as a 2014 All-State 5A selection at DB, making 25 tackles and two picks...Averaged 172 passing yards per game and completed 60 percent of his attempts, throwing 16 touchdowns as senior...Dual-threat QB, rushed for 842 yards on 172 carries (4.9 avg.), scoring ten TDs...Three-star prospect by all four major recruiting services – 247Sports, ESPN, Rivals and Scout...Ranked as the No. 17 dual-threat QB and seventh-best player in Indiana by 247Sports...Rivals tabbed him as 18th-ranked dual-threat quarterback and the No. 5 player in Indiana...Served as a counselor at the Manning Passing Academy in 2019, which was a thrill as the Indianapolis native's favorite quarterback growing up was Peyton Manning...Listens to Metallica to psyche himself up for games...Pursued master's in communications college education from MSU after graduating with bachelor's in telecommunications from Penn State...Thomas Mason Stevens was born on December 15, 1996, in Indianapolis, In.

TOMMY STEVENS

PASSING

Year	School	GP	GS	Att	Cmp	Pct	Yds	Yds/Att	TD	Int	Lg
2016	Penn State	7	0	3	2	66.7	36	12.0	0	0	26
2017	Penn State	9	0	27	14	51.9	158	5.9	3	0	35
2018	Penn State	7	0	11	8	72.7	110	10.0	1	1	23
2019	Mississippi State	9	9	161	97	60.2	1,155	7.2	11	4	88T
College Totals		32	9	202	121	59.9	1,459	7.2	15	5	88t

RECEIVING

Year	School	GP	GS	No	Yds	Avg	Lg	TD	Att	Yds	Avg	Lg	TD
2016	Penn State	7	0	0	0	-	-	0	21	198	9.4	45	2
2017	Penn State	9	0	12	60	5.0	13	2	27	190	7.0	21	4
2018	Penn State	7	0	2	2	1.0	2	0	28	118	4.2	20	2
2019	Mississippi State	9	9	0	0	-	-	0	83	381	4.6	46	4
College Totals		32	9	14	62	4.4	13	2	159	887	5.6	46	12

RUSHING

CAREER HIGHS: Attempts – 30, at Louisiana-Lafayette (Mercedes-Benz Superdome) (8/31/19); Completions – 20, at Louisiana-Lafayette (Mercedes-Benz Superdome) (8/31/19); Passing Yards – 236, at Louisiana-Lafayette (Mercedes-Benz Superdome) (8/31/19); Long Completion – 88, vs. Abilene Christian (11/23/19); Interceptions – 2 (2x), last at Tennessee (10/12/19); Receptions – 3, vs. Washington (12/30/17); Receiving Yards – 22, vs. Nebraska (11/28/18); Long Reception – 13, vs. Nebraska (11/18/17); Receiving TDs – 1 (2x), last at Northwestern (10/7/17); Rushes – 15, at Arkansas (11/2/19); Rushing Yards – 96, vs. Alabama (11/16/19); Long Rush – 46, vs. Alabama (11/16/19); Rushing TDs – 3, at Maryland (11/25/17).



JOE BACHIE 46 | LB

Michigan State (6-2, 231)

NFL Experience: R

Agreed to terms, 4/27/20...Bachie was a four-year letterman and two-time team captain for the Spartans...Three-year starting middle linebacker played in 40 career games with 34 starts, recording 285 tackles, 27.5 tackles for loss, eight sacks, five interceptions, 11 passes defended, five forced fumbles and two fumble recoveries...As a senior in 2019, he was a third-team All-Big Ten (media) selection, as he ranked fifth on the team with 71 tackles in eight games, all starts, adding 8.5 tackles for loss, 3.5 sacks, four passes defended and one interception...Named semifinalist for Butkus Award and quarterfinalist for the Lott IMPACT Trophy...As a junior in 2018, Bachie earned first-team All-Big Ten honors from conference coaches and ESPN and was named his team's most outstanding defensive player as he started all 13 games and led the team with 102 tackles...To... In 2017, named second-team All-Big Ten by Pro Football Focus and Phil Steele, as he was ranked seventh in the Big Ten and tied for 76th in FBS in total tackles (100), starting all 13 games...Became the first Spartan sophomore to record 100 tackles in a single season since 2008...Ranked ninth in the Big Ten and 102nd in FBS in tackles per game (7.7)...Led team in tackles (100) and forced fumbles (two), while ranking second on team in tackles for loss (8.5) and interceptions (three), as well as ranking fourth on team in sacks (3.5)...Led the team during the regular season with 289 production points...Posted eight or more tackles in seven of the 13 games as part of double-digit stops in five games...Won the Michigan State Biggie Munn Award (most inspirational player: defense) and Up Front Award (most outstanding lineman: defense)...In 2016 as a freshman, saw action in final six games of the season to earn first letter, recording 12 tackles and two stops for loss...Graduated with a bachelor's degree in interdisciplinary studies in social science...Ranked among nation's top inside linebackers by Rivals.com (No. 27) and 247Sports.com (No. 42) coming out of Berea-Midpark (Berea, Ohio) HS...Named 2015 first-team *Associated Press* Division I All-Ohio... Led Titans in tackles (89), tackles for loss (14.5), quarterback hurries (9) and rushing touchdowns (14) as a senior. Also recorded two forced fumbles and three fumble recoveries...Accounted for 606 all-purpose yards and 17 TDs...Rushed 42 times for 236 yards (5.6 avg.) and school-record 14 scores...Had 13 catches for 304 yards (23.4 avg.) and three TDs...Lettered in basketball and baseball, earning All-Conference in both sports as a junior...Born Feb. 26, 1998.



EMMANUEL BUTLER 18 | WR

Northern Arizona (6-4, 220)

NFL Experience: 1

Signed by the New Orleans Saints to a reserve/future contract, 1/6/20...Signed by the Saints to the practice squad, 9/1/19...Waived by the Saints, 8/31/19; Signed by the Saints to a three-year contract, 5/2/19...Butler appeared in 45 games with 35 starts during his five-year career at Northern Arizona...The Phoenix, Ariz. native totaled 187 receptions for 3,217 yards (17.2 avg.) and 33 touchdowns...Butler holds the school single-season records (2015) for yards

ADDITIONAL ROOKIES AND FIRST-YEAR PLAYERS

(1,208) and touchdowns (15)...Registered 13 100-plus yard receiving performances in his collegiate career...Holds the Lumberjack record for both career receiving yards and touchdowns...After missing all but two games in 2017 (shoulder), returned to action in 2018 to show the form of his 2015-16 campaigns as a redshirt senior, posting 35 grabs for 676 yards (19.3 avg.) with seven touchdowns, including an 84-yard grab in nine contests...In 2016, played in 11 games and posted 69 receptions for 1,003 yards and nine TDs as he was selected All-Big Sky first-team for the second consecutive season...Graduated with a bachelor's degree in communication studies and a minor in criminal justice...A 2014 graduate of Mountain Pointe (Phoenix, Ariz.) HS...All-Region and All-City selection...Team went 14-0 and won the school's first state championship...Four-year team captain in basketball...Born Emmanuel Earl Butler August 27, 1996 in Phoenix, Ariz.



MARQUEZ CALLAWAY 12 | WR

Tennessee (6-2, 204)

NFL Experience: R

Agreed to terms, 4/27/20...First name pronounced mar-QWEZ...Completed his Big Orange career as one of the Vols' most prolific receivers and punt returners all-time

with 92 receptions for 1,646 yards and 13 touchdowns, ranking No. 16 UT history in receiving yardage...His career 13.6 punt return average ranks fourth in school history and his three punt return touchdowns are second all-time...Competed in the NFLPA Collegiate Bowl postseason all-star game...In 2019 as a senior, wrapped up an outstanding career by collecting All-SEC Second Team honors as a return specialist after totaling 154 yards and a 65-yard touchdown on 11 punt returns ... His 14.0 punt return average ranked second in the Southeastern Conference...Three-year starter at wide receiver, who had his best season for the Vols as a senior, grabbing 30 passes for 635 yards and six scores...Tied for first in the SEC and fourth in the nation in yards per catch (21.2)...Had a season-high 110 receiving yards and one score on six catches versus Missouri, Nov. 23 - his fourth 100-yard game of the season...Notched his third 100-yard receiving performance this season at Kentucky, hauling in four receptions for 103 yards and a TD grab, Nov. 9...Scored a pair of touchdowns in 41-21 win over South Carolina, Oct. 29...Made three catches for 102 yards, including a 55-yard touchdown catch against the Gamecocks...Also, returned a punt 65 yards to the house for his third-career punt return touchdown...Had a big night against No. 3 Georgia, Oct. 5, posting a then-season-high 105 receiving yards with an all-time best 73-yard touchdown reception, the longest pass-and-catch for the Vols since 2015...In 2018, Led the Vols with 37 catches for 592 yards (16.0 avg.) to go along with two touchdowns...Started all 12 games...Had an 82-yard punt return touchdown - the second punt return score of his career...11.9 punt return average (14-166) ranked No. 3 in the SEC and No. 13 in the nation...Recorded season-best 98 yards on two grabs against Missouri...Caught a 39-yard Hail Mary as time expired in first half of win over No. 11 Kentucky...His 82-yard punt return against Charlotte was his first touchdown of the season and tied for the 12th-longest punt return in Tennessee history...It was also Tennessee's longest punt return since 2015 season...Recorded career-best nine receptions for 86 yards against South Carolina...Totalled two receptions for 55 yards in win at No. 21 Auburn...Had two catches for

61 yards in the SEC opener against Florida...Finished with five receptions for 78 yards in home opener against ETSU, including career-best 51-yarder...Totaled a then-career-high six receptions for 63 yards in the season-opener against West Virginia in Charlotte...In 2017, became first-year starter, as he led the Vols with five touchdown catches, while tying for third in receptions (24) and receiving yards (406)...Made 10 starts in 11 games...Eighth in the SEC in yards per catch (16.9)...Ranked fourth in the league in punt return average (8.4)...Opened the season with a breakout game in the double overtime win over Georgia Tech in the Chick-fil-A Kickoff Game in Atlanta by tallying four receptions for 115 yards and two touchdowns...Both touchdowns came in the second half and helped the Vols erase a 14-point deficit...His second touchdowns was a 50-yard score off a pass from Quinten Dormady with 11:49 left...Caught two passes for 72 yards, including a 46-yard touchdown, versus LSU...Led UT with 53 yards on two grabs in the win over Southern Mississippi...In 2016 as a freshman, appeared in six games as a true freshman...Made one catch for 13 yards versus Tennessee Tech – the first reception of his career and had a 62-yard punt return touchdown and finished with two punt returns for 114 yards...His 62-yard punt return touchdown was the first return score by a Vol freshman since 2013...Made his collegiate debut at South Carolina on Oct. 29, 2016...Graduated with a bachelor's degree in communications studies...Rated a four-star prospect and a consensus Top 15 recruit in Georgia coming out of Warner-Robins (Ga.) HS...Played in the Army All-American Bowl in 2016...Named to *Atlanta Journal Constitution* All-State Class AAAA first-team as a defensive back in 2015...Honored as All-State selection on both sides of the ball by the Georgia Sports Writers as senior...Marquez Antonio Callaway was born on March 27, 1998...Grew up in a military family as his mother, father, grandmother and uncle all served, and his brother was recently stationed in Korea...Also was recruited to play basketball at the collegiate level.



GUS CUMBERLANDER 59 | DE
Oregon (6-7, 256)
NFL Experience: R

Agreed to terms, 4/27/20...Finished second on the Ducks with four sacks as a junior in 2018, adding 13 tackles, five stops for a loss and two fumble recoveries...Missed the final nine games of 2019 due to season-ending injury but in first five contests, posted seven stops, 2.5 tackles for loss and 1.5 sacks...As junior in 2018, was only Pac-12 player with two sacks and a fumble recovery in a league contest...Had a sack in back-to-back games vs. Portland State, Sept. 8 and San Jose State, Sept. 15...Became only Oregon player with two sacks in a game vs. Arizona State, Nov. 17. Registered two sacks and recovered a fumble on ASU's final possession to seal the win...Saw action in five games as a sophomore in 2017...Played in eight games as a redshirt Freshman in 2016 and totaled three tackles and one sack...Consensus three-star prospect by ESPN, Rivals and 247Sports coming out of Cedar Grove (Ellenwood, Ga.) HS...Rated the No. 25 weakside defensive end and No. 54 player in Georgia by Rivals...Attracted 2015 All-Southeast Region attention by PrepStar...Capped senior year with 27 tackles (nine unassisted), including a trio of sacks, and two forced fumbles...The Saints finished the year 9-3 and Class AAA Region 4A champions under head coach Jimmy Smith while advancing to the second round of the Class AAA state playoffs.

ADDITIONAL ROOKIES AND FIRST-YEAR PLAYERS

OWNER

FOOTBALL

ADMINISTRATION

RECORDS

HISTORY



JALEN DALTON 77 | DT

North Carolina (6-6, 300)

NFL Experience: 1

Signed by New Orleans to reserve/future contract, 1/6/20...Signed by New Orleans to practice squad, 12/18/19...Waived by Bears, 8/31/19...Signed as undrafted free agent by Bears, 5/5/19....Appeared in 38

games, totaling 93 tackles, 15 tackles for loss, 6.5 sacks seven passes defended, one forced fumble and one fumble recovery at North Carolina. As a senior, appeared in seven games, posting 23 tackles, 3.5 sacks, 4.5 tackles for loss, a pressure, a forced fumble and a pass defended...As a junior, appeared in nine games (three starts), recording 28 tackles, three sacks and ranked second on the team with 8.0 tackles for loss. Had three pass breakups and three QB hurries...As a sophomore, played in all 13 games (two starts). Finished with 27 tackles, 1.5 tackles for loss, a blocked kick, a pass breakup, a fumble recovery and a quarterback hurry...As a freshman, appeared in nine games and tallied 15 tackles, two quarterback hurries, a tackle for loss and two pass breakups...Majorred in sociology... Ranked the top player in North Carolina by Rivals.com at West Forsyth (Clemmons, N.C.) HS...Earned first-team all-state honors by the *Associated Press*... Rated a four-star player by Rivals.com and Scout.com...Listed as the No. 1 defensive end in North Carolina, No. 5 in the South and No. 10 nationally by Scout.com...Selected to play in the Shrine Bowl of the Carolinas and the Under Armour All-America Game.



ANDREW DOWELL 50 | LB

Michigan State (6-0, 238)

NFL Experience: 1

Signed by the New Orleans Saints to a reserve/future contract, 1/6/20...Signed by the Saints to the practice squad, 11/20/19...Waived by the Cowboys, 8/11/19...Signed by the Dallas Cowboys, 5/1/19...Four-year letterwinner and

thirteen-year starter at linebacker for Michigan State, posting 260 tackles, including 15 for losses with 5.5 sacks, 16 breakups, three fumble recoveries, two forced fumbles and an interception...As a senior, named honorable mention All-Big Ten, starting all 13 games and posting a career-best 97 tackles, 8.5 tackles for loss, nine breakups and 3.5 sacks...Started all 13 games as a junior and was ranked second on the team with 74 tackles, 2.5 for losses, one sack, four breakups, one forced fumble and one fumble recovery...Was ranked fourth on the defense as a sophomore in 2016, notching 67 tackles, starting eight-of-12 games played...As a true freshman, played in 13 games, primarily on special teams, and led the unit with 10 tackles, 22 on both coverage and defense... Graduated with a bachelor's degree in advertising management in Dec., 2018... Attended St. Edward High School in Lakewood, Ohio, rushing 47 times for 241 yards with six touchdowns and catching 10 passes for 148 yards and three scores as a senior...Also started at safety as a senior, notching 153 stops, six picks - three for touchdowns - and 11 breakups...Born November 16, 1996.



TINO ELLIS 39 | CB

Maryland (6-0, 200)

NFL Experience: R

Agreed to terms, 4/27/20...Finished college career playing in 42 games with 25 starts and recording 72 tackles, 4.5 tackles for loss, 22 passes defended, a fumble recovery and a 44-yard interception return...Started the first six games in

2019 before suffering season-ending upper body injury and posted 13 stops and two passes defended...In 2018, he was honorable mention All-Big Ten selection as he started all 12 games and posted 23 stops, three for a loss, a team-high 12 passes defended and a pick...Notched five tackles and a career-high five passes defended vs. Minnesota, Sept. 22, tied for the most in a single game in FBS that season...Posted five tackles, including a career-best two for loss, against #23 Texas, Sept. 1. Rated the top CB nationally for his performance by PFF...In 2017, appeared in 12 games, making six starts...Posted 27 tackles and ranked third on the team with five passes defended...Posted a career-high eight tackles at #10 Ohio State, Oct. 7...Had two tackles and two passes defended vs. UCF, Sept. 23...Totalled five tackles at #23 Texas, Sept. 2 and recovered a fumble on a bobbled kickoff return...As a freshman in 2016, appeared in 12 games, making one start and totaled nine tackles and three pass breakups...Made first start of career vs. Minnesota, Oct. 15, posting two pass breakups...Converted from wide receiver to cornerback in training camp...Criminal justice major...Consensus four-star recruit out of DeMatha Catholic (Hyattsville, Md.) HS...Under Armour All-American...Helped lead DeMatha to three straight WCAC titles...DeMatha Catholic HS Distinguished Gentleman Award winner...Lists sports hero as Muhammad Ali...Hobbies include listening to music and playing guitar...Played at Maryland in 2019 for Saints Defensive Assistant Cory Robinson, also a Maryland native, who served as passing game coordinator/defensive backs coach.



BLAKE GILLIKIN 4 | P

Penn State (6-2, 196)

NFL Experience: R

Agreed to terms, 4/27/20...Tied for No. 2 on Penn State's career punting average charts (43.03 ypp)...Landed 53 career punts inside the opponent's 10-yard line (seven in 2016, 18 in 2017, 12 in 2018, 15 in 2019) and the only

player in program history with seven punts of 65 or more yards...In 2019, special teams captain averaged 42.2 yards per punt as he was selected All-Big Ten honorable mention by the coaches and media and a CoSIDA Academic All-American first team for second consecutive year...In 2018, played in all 13 games, averaging 44.0 yards per punt, second in Big Ten and 22nd in the country...In 2017, earned consensus second-team All-Big Ten honors from coaches and media, averaging 43.2 yards per punt...In 2016, selected to ESPN.com True Freshman All-America Team...Named *Campus Insiders* Freshman All-America honorable mention...Named to the ESPN.com Big Ten All-Bowl Team...Earned All-Big Ten honorable mention from the conference coaches and media...Named to BTN.com and ESPN.com All-Big Ten Freshman Team, ranked third in Big Ten with a 42.8 gross punting average...Kinesiology Major...Three-time letterman at West-

ADDITIONAL ROOKIES AND FIRST-YEAR PLAYERS

minster (Atlanta, Ga.) School...Helped Westminster to first Class AAA Georgia State Championship since 1978 by kicking three field goals, including a 53-yard boot, and two punts of 60 yards in final...Had school record 56-yard field goal... Kohl's Professional Camp five-star punter and kicker...*Atlanta Journal-Constitution* first-team South Fulton All-Metro and first-team Atlanta All-Metro as senior...Averaged 45.2 yards per punt and 19 punts downed inside the 20 as senior, 54-for-54 on PATs, 16-of-26 on field goals...Four-year soccer letterman and two-year basketball letterman...Helped Wildcats to 2013 Georgia State Class AA Soccer Championship and to runner-up finish in 2014...Mother, Taryn, swam at Kansas... Father, Walt, swam at North Carolina...Brother, Tyler, is a long snapper at Northwestern...Blake Thomas Gillikin was born January 21, 1998 in Atlanta, Ga.



CHASE HANSEN 42 | LB

Utah (6-3, 230)

NFL Experience: 1

Placed on Reserve/NFI, 6/11/19; Re-signed, 5/14/19... Waived, 5/10/19...Signed to a three-year contract, 5/2/19...Four-year starter at Utah who played in 43 games with 35 starts at S and LB...Saw action at QB his redshirt

freshman year...Finished college career with 272 tackles (164 solo), 33.5 tackles for loss, eight sacks, six interceptions, 22 passes defended, five fumble recoveries, and four forced fumbles...2018 FWAA, *Sporting News*, The Athletic and Phil Steele second-team All-American linebacker and two-time All-Pac-12 selection (first-team linebacker in 2018 and 2016 honorable mention safety in 2016)...In 2018, started 13 games, finishing second on team with 114 tackles, leading the conference with 22 stops for loss and adding two interceptions, one returned for a TD and four passes defended...In 2017, played in and started eight games (seven at SS and one at LB) and posted 51 tackles, 2.5 tackles for loss, one sack, one interception and two passes defended...Graduated with a bachelor's degree in consumer and community studies with an emphasis in financial planning and a minor in sociology...Standout from Lone Peak (Highland, Utah) HS, the only *Parade* All-American (all-purpose player) from Utah in 2011...The 2011 Class 5A Player of the Year (*Salt Lake Tribune*), Mr. Football (*Desert News*) and the Utah Gatorade Player of the Year...Quarterbacked team to a 14-0 record and the Utah Class 5A state championship as senior...Lettered four years in basketball, one in baseball...Played for the 2011 state championship basketball team...Academic all-region...Father Brian played football at BYU, lettering in 1978 and 1981-82... Uncle Randy lettered at Utah from 1968-70...Uncle Bruce lettered at BYU in 1981 and 1985-86, and played for New England in 1987...Cousin Colby played for BYU from 2015-16...Born May 20, 1993 in Salt Lake City, Utah.



CHRIS JOHNSON 31 | DB

North Alabama (6-3, 200)

NFL Experience: 1

Signed by New Orleans Saints to reserve/future contract, 1/6/20...Signed to New Orleans practice squad, 12/18/19...Practice squad contract terminated by Philadelphia Eagles, 12/3/19...Signed to the Philadelphia practice squad, 11/26/19...Practice squad contract terminated by Houston Texans, 10/9/19...Signed to the Houston practice squad, 9/2/19...Released by Houston, 8/31/19...Signed as a college free agent by Houston, 5/10/19...Started two seasons at safety for North Alabama, transferring from Albany (N.Y.) following sophomore season...Over collegiate career, totaled 136 tackles (87 solo), three tackles for loss, ten interceptions and seven passes defended...As a senior, played in 10 games and finished the season with 47 tackles, one tackle for loss, two interceptions and three passes defended...As junior, appeared in all 10 games and established career-high season totals with 50 tackles, six interceptions and two tackles for loss...As sophomore, played in all 11 games with six starts totaling 34 tackles (23 solo) and two interceptions...As true freshman, played in all 12 games and recorded five tackles and a pass defended...Attended Oak Mountain (Ala.) HS...Lettered three years on the varsity football team...Named to the All-Over the Mountain team and All-Shelby County team.



JUWAN JOHNSON 83 | WR

Oregon (6-4, 231)

NFL Experience: R

Agreed to terms, 4/27/20...Glassboro, N.J. native, played at Penn State from 2016-18 and at Oregon as a graduate transfer in 2019...In four college seasons, played in 47 games and recorded 111 receptions for 1,590 yards and six touchdowns...In 2019, played in the final ten games for the Ducks after missing the first four with a calf injury and recorded 30 receptions for 467 yards (15.6 avg.) and six touchdowns, finishing second on team with eight grabs over 20 yards...One of three Pac-12 players with three receiving TDs in a conference road game...Had a catch in eight games, including the final seven of the season...Made five or more grabs in three games...Had 22 receptions for a first down...Hauled in two catches for 39 yards on the game-winning drive in the final seconds of the fourth quarter vs. Washington State, Oct. 26 on a four reception-64-yard day...Became the second UO player with three receiving touchdowns against the Trojans at USC, Nov. 2, as he set career-highs for catches (career-high tying 7), receiving yards (106) and TDs (3)...First Oregon player with three receiving TDs in a game since 2015, all in the second half on plays of 11, 15 and 37 yards...Sealed the Rose Bowl with a 28-yard third down reception on Oregon's final drive of the game that ran out the clock vs. No. 8 Wisconsin, 1/1/20. Posted team-highs of five catches for 66 yards (17.2 avg.)...As a Penn State junior in 2018, played in ten games and made seven starts, finishing with 25 catches for 352 yards and a TD...Totalled five catches for 61 yards, highlighted by a one-handed grab that resulted in a 31-yard gain vs. No. 4 Ohio State, Sept. 29...As a sophomore in 2017, Johnson started all 13 games and finished seventh in the Big

ADDITIONAL ROOKIES AND FIRST-YEAR PLAYERS

Ten in receptions (54) and receiving yards (701)...Turned 38 of his 54 catches into a first down...Had a catch in all 13 games and five or more six times, including each of the last four contests...Finished with 41 catches for 530 yards in Big Ten action, figures that both ranked sixth in the league...Hauled in a career-high seven catches for 92 yards, including first career TD as time expired for the win at Iowa, Sept. 23...Recorded first career 100-yard game vs. Nebraska, Nov. 18 as he hauled in five catches for 105 yards...Four catches resulted in a first down while two grabs were over 25 yards...Had six catches for 66 yards in the Fiesta Bowl vs. No. 11 Washington, Dec. 30...Five of six grabs went for a first down...Appeared in all 14 games as a redshirt freshman in 2016, primarily on special teams and ranked ranked second on the team with nine special teams tackles, including eight on kickoff return, one blocked punt and two catches for 70 yards...Graduated from Penn State in 2018 with a bachelor's degree in telecommunications...Consensus four-star and top 200 prospect by ESPN, Rivals and 247Sports at Glassboro (N.J.) HS...Tabbed the top wide receiver in New Jersey by every scouting service...Rated No. 115 overall prospect and No. 12 wide receiver in the country in the final 247Sports composite rating...Ranked No. 128 player in nation and No. 13 wideout by 247Sports...Played in Army All-American bowl and advanced to "The Opening" Finals in Eugene, Ore....Recorded 42 catches for 804 yards and nine touchdowns as well as two rushing TDs as a senior in 2014...Made 22 stops as a defensive back...Also played basketball...Younger brother of former Saints DE George Johnson, who enjoyed a seven-year NFL career from 2011-17, closing out his tenure with the Black and Gold in 2017.



TONY JONES JR. 37 | RB

Notre Dame (5-11, 224)

NFL Experience: R

Agreed to terms, 4/27/20...Jones was a four-year letterman for Notre Dame, who played three years...In 2019, he started 12 games on the season, rushing for 857 yards and six touchdowns as he became the tenth player in school

history with five or more 100-yard rushing games in one season...He rumbled for an 84-yard touchdown in the Camping World Bowl victory over Iowa State, the longest rush in Notre Dame's bowl history and Camping World Bowl history...Became the 10th player in school history with five or more 100-yard rushing games in one season...Ran for 110 yards and a TD in the opener at Louisville...Rushed for 131 yards and three TDs against Virginia...Had a career-high 176 yards in win over Southern Cal...In 2018 as a redshirt junior, played in all 13 games, totaling 392 rushing yards and three TDs...Hauled in a 51-yard TD reception in the fourth quarter to seal the win over USC...Ran for 118 yards on 17 carries in win over Vanderbilt...Had a pair of rushing TDs against Ball State...In 2017 as a redshirt freshman, saw action in 12 games...Gained 232 rushing yards on 44 carries, including three TDs...Ranked fourth on team in rushes, fifth in rushing yards and fifth in rushing TDs...Rushed for 59 yards on 10 carries against Wake Forest, Nov. 4, including a 15-yard TD run...Tied for third on the team with nine special-teams tackles...Tied for fourth on the team with six kickoff-return tackles...Tied for third on the team with three punt-return tackles...In 2016 redshirted as a true freshman...Enrolled in the College of Arts and Letters, majoring in film, television and theatre...St. Petersburg native was a dynamic running back for Florida powerhouse

ADDITIONAL ROOKIES AND FIRST-YEAR PLAYERS

IMG Academy in Bradenton, where in 2015 was a teammate of fellow Saints rookie G/C Cesar Ruiz, where they played for Head Coach Kevin Wright...Helped IMG to a No. 7 final national ranking by MaxPreps Xcellent 25 in 2015...Selected to participate in 2015 U.S. Army All-American Bowl in San Antonio and the 2015 Nike "The Opening" in Beaverton, Oregon...Rushed for 514 yards and 11 TDs on 78 carries (6.6 yards per carry), including three 100-yard rushing games and a season-long run of 59 yards as a senior in 2015...Caught six passes for 149 yards (24.8 yards per reception) and one TD...Rushed for 771 yards and 12 TDs on 66 carries (11.7 yards per carry), including four 100-yard rushing games and a career-long run of 76 yards as a junior in 2014...Caught two passes for 31 yards (15.5 yards per reception) and one TD...Outstanding baseball player for IMG...Batted .491 (26 of 53) with two doubles, a triple, a home run, nine RBI, 11 stolen bases and 16 runs scored in 18 games as junior in 2015...187th-ranked player nationally and No. 10-ranked running back on Scout.com 300 list...318th-ranked player in the nation and No. 13-ranked running back on 247Sports.com Top 247...No. 330-ranked player on Prepstar Top 350 Dream Team...Florida's No. 44-ranked player by 247Sports and No. 80-ranked player by ESPN.



DERRICK KELLY II 68 | OL
Florida State (6-5, 320)
NFL Experience: 1

Signed by the Saints to reserve/future contract, 1/6/20... Agreed with the Saints to practice squad contract, 9/1/19... Waived by the Saints, 8/31/19...Signed by Saints to a three-year contract, 5/10/19...A four-year starter on the offensive line at Florida State...The Havana, Fla. native appeared in 34 games with 28 starts at both tackle and guard...Blocked for an offense ranked third in the ACC and 28th in the country in passing offense (270.1 ypg.) as senior...Started all 13 contests as junior, opening games at both left tackle and left guard...Helped Seminoles offense top 400-yard mark five times...Graduated with bachelor's degree in social science...Four-star tackle recruit by 247Sports in the 2014 class at East Gadsden (Havana, Fla.) HS...Ranked the No. 25 tackle and the No. 31 prospect in Florida by 247Sports...Class 4A All-State first-team as senior and second-team honors as junior...Born August 23, 1995.



ADRIAN MAGEE 74 | G/T
Louisiana State (6-4, 343)
NFL Experience: R

Agreed to terms, 4/27/20...This former Franklinton High School standout was a four-year letterman at LSU, starting at three different positions on the offensive line during his career...Played in 40 career games, starting 20 contests at left guard, left tackle and right tackle...In 2019, opened all 15 contests on the offensive line for the College Football Playoff champions, starting 13 at left guard and two at left tackle, earning All-SEC second-team honors...Member of the LSU line that was named the Joe Moore Award winner as the top unit in the nation...

OWNER

FOOTBALL

ADMINISTRATION

RECORDS

HISTORY

ADDITIONAL ROOKIES AND FIRST-YEAR PLAYERS

Helped pave the way for 1,000-yard rusher Clyde Edwards-Helaire and Heisman Trophy Award winner Joe Burrow...Played in ten games as a junior in 2018, starting four times at three different positions...Saw action in 11 games as a sophomore in 2017...Played in three games as a redshirt freshman in 2016 but provided great depth for the line, specifically at guard...Graduated with a degree in interdisciplinary studies...Rated as four-star prospect at Franklinton (La.) HS by 247Sports and ESPN...Ranked as high as the No. 28 guard nationally by Rivals and No. 12 Louisiana prospect...Earned First-team LFCA and LSWA Class 4A All-State honors as a senior, helping lead his team to a 12-2 record that included a district championship and a semifinals appearance.



DARRIN PAULO 79 | OL

Utah (6-5, 315)

NFL Experience: R

Agreed to terms, 4/27/20...A four-year letterman at Utah, playing in 53 games, including 41 games on the line with 40 starts and a three-time Pac-12 selection...In 2019, the Sacramento, Calif. native was a Pac-12 All-Conference first-team selection as he started at left tackle in all 14 games and Utah finished the season ranked No. 1 in the conference in rushing (204.1 ypg.)...In 2018 as redshirt junior, played and started in 13 games at right tackle...Season-high 84 plays against USC...Honorable mention Pac-12 All-Academic selection...In 2017 as a redshirt sophomore, started all 13 contests at right tackle...Scored a touchdown off a tipped pass at Oregon...Second-team Pac-12 All-Academic selection...In 2016 as redshirt freshman, played in all 13 games on special teams and played one snap at guard against Oregon State...Honorable mention Pac-12 All-Academic...In 2015 redshirted as true freshman...Double major in economics and sociology and completed his degree in 2019...Was a MaxPreps second-team All-State at Grant (Sacramento, Calif.) HS in 2014, as team went 14-1...A 2014 *Sacramento Bee* all-Metro selection...Offensive Lineman of the Year in the Delta Valley Conference his junior season...Placed second in the discus throw (184'2) at the 2014 CIF state track and field championship...Had 56'6.25" best in shot put... Last name pronounced pow-loe.




MALCOLM ROACH 76 | DL

Texas (6-3, 290)

NFL Experience: R

Agreed to terms, 4/27/20...A four-year defensive lineman who played in 47 career games with 23 starts at the University of Texas...Spent time at both defensive end and linebacker in his career...One of six Longhorns elected by their teammates as a captain for the 2019 season...Made 40 tackles, including 9.0 tackles for a loss, three sacks, one pass breakup and blocked one kick in 2019 as a senior, when he played in 13 games and made 12 starts...Notched four tackles, 1.5 tackles for loss, one sack and one quarterback hurry in the Valero Alamo Bowl versus No. 11 Utah...In 2018 as a junior, played in nine games with three starts... Made 24 tackles (17 solo) with 1.5 tackles for loss, two quarterback hurries and

one pass breakup...In 2017 as a sophomore, played in all 13 games while making three starts...Totaled 37 tackles with four tackles for loss, two sacks and one pass breakup...Picked up his first start of the season at defensive end against Kansas State...Totaled a season-best six tackles and also had one sack for a 10-yard loss in the Longhorns' double-overtime win...In 2016 as a true freshman, played in 12 games and made five starts...Made 33 tackles (25 solo), eight tackles for loss and three sacks...Garnered honorable mention for Big 12 Defensive Freshman of the Year...Recorded his first career sack against Texas-El Paso in a 41-7 victory during week two...Registered four total tackles in that victory...Had a sack for a second straight game at California...Registered a career-high seven tackles against No. tenth-ranked West Virginia...Also had a career-high three tackles for loss...Registered third sack of the season, moving into a tie for 10th all-time among UT freshmen...His eight TFL are tied for eighth-most all-time among freshmen at UT...Graduated with a degree in youth and community studies...Coached by his father Mike Roach Sr. at Madison Prep (Baton Rouge, La.)...Four-time all-state selection...Participated in 2016 Offense-Defense All-American Bowl...Named 2015 first-team Louisiana Sports Writers Association 2A All-State linebacker and Louisiana Football Coaches Association first-team composite...*Baton Rouge Advocate* All-Metro Outstanding Defensive Player, and Small School MVP...No. 35 in *Times-Picayune* Nifty 50...Had 143 tackles, 14.5 sacks, 12 tackles for loss, two interceptions, five forced fumbles, five passes defended and two blocked punts as senior...Led defense that allowed only 10.8 points per game and held opponents to a touchdown or less five times with two shutouts...Helped Madison to undefeated regular season, 11-1 overall record, including 5-0 district mark for school's first district title and an appearance in the Division III state quarterfinals that ended in one-point loss...2014 Louisiana Sports Writers Association first-team 1A All-State defensive lineman, and also a Louisiana Football Coaches Association honorable mention selection...*Advocate* All-Metro...Chosen as the NOLA.com All-Baton Rouge Small Schools Defensive Player of Year...Made 134 tackles, 20 sacks, 27 tackles for loss, nine passes defended, seven forced fumbles and three defensive touchdowns as a junior...Caught 15 passes for 214 yards at TD...Part of defense that allowed only 16.9 points per game including five shutouts, in five of first six games...Helped Madison to 10-5 overall record and appearance in Division IV semifinal playoffs...2013 Louisiana Sports Writers Association first-team 1A All-State DL...Attended Southern Laboratory (Baton Rouge) HS as freshman...Louisiana Sports Writers Association Honorable mention 1A All-State selection...Competed in shot put and discus...Older brother, Mike Jr., was an All-SWAC safety at Grambling...Father was All-American LB at Southern...Volunteers his time with the Boy Scouts in Baton Rouge when home...Born in Baton Rouge...Can sing and play the piano.



JORDAN STECKLER 70 | OL

Northern Illinois (6-5, 305)

NFL Experience: R

Agreed to terms, 4/27/20...Four-year contributor at every position except for center for Northern Illinois, opening seven games at right guard as a redshirt freshman, serving as the left guard starter in 2017 and taking over right tackle

from 2018-19... Started 43 career games of 47 played during his four-year career...Started every game at right tackle in 2019, participating in virtually every of-

ADDITIONAL ROOKIES AND FIRST-YEAR PLAYERS

fensive snap and he was consensus first-team All-MAC...NIU's only first-team All-MAC selection...Earned team Offensive Lineman of the Year honor and selected as one of four captains...NIU averaged 5.2 yards per play for the year...Semifinalist for William F. Campbell Trophy, the "Academic Heisman" and National Football Foundation Scholar-Athlete award with a 3.62 GPA...Academic All-MAC and MAC Distinguished Scholar-Athlete...In 2018 as junior, was starter at right tackle in 10 games...Part of line that led offense to 20 second-half points in comeback win over Buffalo, Nov. 30 in MAC Championship...Huskies had their two best offensive performances vs. Akron, Nov. 1 and Toledo, Nov. 7 with 484 and 427 yards, respectively, with 296 rushing yards in each game...In 2017, one of NIU's most consistent linemen as starter at left guard...In 2016, was Academic All-MAC and MAC Distinguished Scholar-Athlete selection, as he played in 12 games with seven starts at right guard...Paved the way for the Huskies to average 239.8 rushing yards per game and rank as country's 16th best rushing offense...Helped NIU rushers average 5.2 yards per rush and score 27 TDs...Redshirted in 2015...Marketing major...A three-year two-way starter at Two Rivers (Wisc.), where he helped the Purple Raiders reach the playoffs each season...As a senior in 2014, Steckler blocked for an offense that averaged 29.4 points per game...2014 All-State honorable mention selection by the Wisconsin high school coaches...During junior year, helped Two Rivers tally 33.2 points per game and finish with a 7-3 record...Three-time all-conference selection...Also a standout basketball player...Born July 16, 1996 in Two Rivers, Wis.



CALVIN THROCKMORTON 66 | OL

Oregon (6-5, 309)

NFL Experience: R

Agreed to terms, 4/27/20...Made 52 consecutive starts (right tackle-41, left tackle-5, right guard-3, center-3) for the Ducks and allowed just one sack over his final 3,224 snaps (45 contests)...The Bellevue, Wash. native was a sec-

ond-team All-American as a senior in 2019 as he opened 12 games at right tackle and two at center...A second-team All-American in 2018, as he was the only FBS player to start at four different (right tackle, center, right guard and left tackle) offensive line positions...A consensus second-team All-American and first-team All-Pac 12 selection...Played the fifth-most snaps (926) by a lineman in the nation without committing a penalty...In 2017 as a sophomore, named Phil Steele Pac-12 All-Conference third-team and Pac-12 All-Academic first team...Did not allow a sack...No. 4 overall graded (73.5) offensive tackle in the Pac-12, according to Pro Football Focus...Part of an offensive line that helped the offense finish No. 12 nationally in rush yards per game (251.0) and No. 18 in scoring offense (36.0)...Helped pave the way for five games with 200 yards rushing and 200 yards passing...Helped the offense run for 200 or more yards 10 times...In 2016 as a redshirt freshman, named Coaches Pac-12 All-Conference honorable mention and Pac-12 All-Academic first team and started all 12 games at right tackle...Committed just one penalty and allowed just two sacks...Helped Oregon finish No. 15 nationally in total offense (491.7)...Part of an offensive line that led the way for 200 yards rushing and 200 yards passing in the same game seven times...Helped pave the way for nine 200-yard rushing games en route to the team finishing second in the Pac-12 in rush yards per game (226.4)...In 2015

redshirted as a true freshman...Consensus three-star and top 10 prospect in Washington by ESPN, Rivals and 247Sports at Newport (Bellevue, Wash.) HS... Four-year defensive line starter as well as two-time KingCo 4A Lineman of the Year and first-team all-league pick...Named to the *Tacoma News Tribune's* 2015 Northwest Nuggets honor roll and PrepStar All-West Region elite...Selected to the AP 2014 4A all-state first team and *Seattle Times* all-area...Credited with 13 pancake blocks his senior year in addition to 61 tackles and nine tackles for loss...Made a season-best nine tackles against Olympia for a team that finished 10-3 and advanced to the 4A state semifinals...Posted 46 tackles (39 solo) and recovered two fumbles as a junior after contributing 33 tackles and three forced fumbles during 2012 campaign.



KEITH WASHINGTON II 38 | CB
West Virginia (6-1, 180)
NFL Experience: R

Agreed to terms with Saints, 4/27/20...Prattville, Ala. native played two seasons at West Virginia after the 2017 campaign at Copiah-Lincoln (Miss.) Community College and 2015-16 at Michigan. In three FBS seasons, played in 31 games with 17 starts and posted 66 tackles (52 solo), 2.5 tackles for loss, 1.5 sacks, six interceptions, 18 passes defended, a forced fumble and a fumble recovery...In 2019, started all ten games he appeared in for Mountaineers and posted 23 stops (17 solo), three picks, nine passes defended and one fumble recovery... Ranked No. 46 nationally and No. 6 in the Big 12 in interceptions per game (0.3)...Ranked No. 51 in the country and No. 6 in the league in total interceptions (3)...Tallied his first career fumble recovery to go along with two tackles and a pass breakup at Baylor...Secured an interception against Texas, his third of the year to go along with three tackles and three pass breakups...Posted second interception of the season at Kansas...In 2018, was an All-Big 12 Honorable Mention selection, finishing with 40 tackles (33 solo), 1.5 sacks, 2.5 tackles for loss, a forced fumble, three interceptions and nine pass breakups...No. 5 in Big 12 in total interceptions (3)...No. 5 in Big 12 in interceptions per game (0.3)...No. 2 on WVU defense in pass breakups (9)...Tallied four tackles, including two solo stops and a sack and two pass breakups against Syracuse in the Camping World Bowl... Reeled in third interception of the season against Oklahoma State, also notched five solo stops and three passes defended...Set career-highs in solo tackles (six) and forced fumbles (one) vs. TCU...Hauled in second interception of season and career vs. Baylor...Big 12 Co-Newcomer of the Week and WVU Defensive Co-Champion: Texas Tech...Earned first career start against Texas Tech, posting career-high seven tackles...Reeled in first career pick against Red Raiders, taking it back 51 yards for a TD...Played in nine games at Copiah-Lincoln in 2017, finishing with 20 tackles (14 solo), a forced fumble, a fumble recovery, two interceptions and five passes defended...In 2016, at Michigan, playing on special teams in nine games, also played cornerback...Redshirted freshman season in 2015...Graduated with multidisciplinary studies degree...Played at Prattville (Ala.) HS...Two-time *Montgomery Advertiser* Player of the Year (2014-15)...A dual-threat quarterback and completed 93-of-162 passes for 1,718 yards and 17 TDs...Ran 152 times for 1,201 yards and scored 20 TDs...Father Keith Sr. played defensive end at Louisiana Tech, where he was an All-Big West selection in 1994.

2020 ALPHABETICAL ROSTER

OWNER

FOOTBALL

ADMINISTRATION

RECORDS

HISTORY

NO.	NAME	POS.	HT.	WT.	BORN	EXP.	COLLEGE	H.S. HOMETOWN
54	ALONSO, Kiko	LB	6-3	239	8/14/90	8	Oregon	Los Gatos, Calif.
47	ANZALONE, Alex	LB	6-3	241	9/22/94	4	Florida	Wyomissing, Pa.
72	ARMSTEAD, Terron	T	6-5	304	7/23/91	8	Arkansas-Pine Bluff	Cahokia, Ill.
46	BACHIE, Joe	LB	6-2	231	2/26/98	R	Michigan State	Berea, Ohio
29	BADEMOSI, Johnson	CB	6-0	219	7/23/90	9	Stanford	Washington, D.C.
53	BAUN, Zack	LB	6-3	225	12/30/96	R	Wisconsin	Brown Deer, Wis.
9	BREES, Drew	QB	6-0	209	1/15/79	20	Purdue	Austin, Texas
90	BROWN, Malcom	DT	6-2	320	2/2/94	6	Texas	Brenham, Texas
32	BURTON, Michael	FB	6-0	240	2/1/92	6	Rutgers	Washington Township, N.J.
18	BUTLER, Emmanuel	WR	6-4	220	8/27/96	1	Northern Arizona	Phoenix, Ariz.
12	CALLAWAY, Marquez	WR	6-2	204	3/27/98	R	Tennessee	Warner Robins, Ga.
80	CARR, Austin	WR	6-1	195	12/25/93	4	Northwestern	Benicia, Calif.
58	CHICKILLO, Anthony	LB	6-3	255	12/10/92	6	Miami (Fla.)	Tampa, Fla.
64	CLAPP, Will	C	6-5	311	12/10/95	3	Louisiana State	New Orleans, La.
87	COOK, Jared	TE	6-5	254	4/7/87	12	South Carolina	Suwanee, Ga.
59	CUMBERLANDER, Gus	DE	6-7	256	3/2/97	R	Oregon	Ellenwood, Ga.
77	DALTON, Jalen	DT	6-6	300	8/4/97	1	North Carolina	Clemmon, N.C.
92	DAVENPORT, Marcus	DE	6-6	265	9/4/96	3	Texas-San-Antonio	San Antonio, Texas
56	DAVIS, Demario	LB	6-2	248	1/11/89	9	Arkansas State	Brandon, Miss.
50	DOWELL, Andrew	LB	6-1	225	11/16/96	1	Michigan State	Lakewood, Ohio
62	EASTON, Nick	C/G	6-3	303	6/16/92	6	Harvard	Lenoir, N.C.
97	EDWARDS JR., Mario	DE	6-3	280	1/25/94	6	Florida State	Denton, Texas
39	ELLIS, Tino	DB	6-0	200	10/15/97	R	Maryland	Hyattsville, Md.
55	ELLISS, Kaden	LB	6-2	238	6/10/95	2	Idaho	Salt Lake City, Utah
22	GARDNER-JOHNSON, C.J.	DB	5-11	210	12/20/97	2	Florida	Cocoa, Fla.
4	GILLIKIN, Blake	P	6-2	196	1/21/98	R	Penn State	Atlanta, Ga.
96	GRANDERSON, Carl	DE	6-5	261	12/18/96	2	Wyoming	Sacramento, Calif.
48	GRAY, J.T.	DB	6-0	202	1/18/96	3	Mississippi State	Clarksdale, Miss.
73	GREENIDGE, Ethan	OL	6-4	335	9/10/97	2	Villanova	Flanders, N.Y.
45	GRIFFIN, Garrett	TE	6-4	240	3/4/94	3	Air Force	Louisburg, Kan.
33	HAMPTON, Saquan	DB	6-1	206	12/12/95	2	Rutgers	Hamilton, N.J.
42	HANSEN, Chase	LB	6-3	222	5/20/93	1	Utah	Highland, Utah
34	HARDEE SR., Justin	DB	6-1	200	2/7/94	4	Illinois	Cleveland, Ohio
11	HARRIS, Deonte	WR/RS	5-6	170	12/4/97	2	Assumption	Baltimore, Md.
16	HARRIS, Maurice	WR	6-3	205	11/11/92	4	California	Greensboro, N.C.
91	HENDRICKSON, Trey	DE	6-4	270	12/5/94	4	Florida Atlantic	Apopka, Fla.
89	HILL, Josh	TE	6-5	250	5/21/90	8	Idaho State	Blackfoot, Idaho
7	HILL, Taysom	QB	6-2	221	8/23/90	4	Brigham Young	Pocatello, Idaho
81	HOGAN, Krishawn	WR	6-3	217	5/12/95	4	Marian	Indianapolis, Ind.
84	HUMPHREY, Lil'Jordan	WR	6-4	225	4/19/98	2	Texas	Southlake, Texas
69	HUNT, Margus	DE	6-8	295	7/14/87	8	Southern Methodist	Karki-Nuia, Estonia
74	HURST, James	OL	6-5	310	12/17/91	7	North Carolina	Planfield, Ind.
20	JENKINS, Janoris	CB	5-10	190	10/29/88	9	North Alabama	Pahokee, Fla.
27	JENKINS, Malcolm	S	6-0	204	12/20/87	12	Ohio State	Piscataway, N.J.
31	JOHNSON, Chris	DB	6-3	200	11/12/95	1	North Alabama	Birmingham, Ala.
83	JOHNSON, Juwan	WR	6-4	231	9/13/96	R	Oregon	Glassboro, N.J.
37	JONES JR., Tony	RB	5-11	224	11/24/97	R	Notre Dame	Bradenton, Fla.
94	JORDAN, Cameron	DE	6-4	287	7/10/89	10	California	Chandler, Ariz.
41	KAMARA, Alvin	RB	5-10	215	7/25/95	4	Tennessee	Atlanta, Ga.
68	KELLY II, Derrick	OL	6-5	320	8/23/95	1	Florida State	Havana, Fla.
23	LATTIMORE, Marshon	CB	6-0	192	5/20/96	4	Ohio State	Cleveland, Ohio

2020 ALPHABETICAL ROSTER

NO.	NAME	POS.	HT.	WT.	BORN	EXP.	COLLEGE	H.S. HOMETOWN
15	LEWIS, Tommylee	WR	5-7	168	10/24/92	4	Northern Illinois	Palm Beach Gardens, Fla.
3	LUTZ, Wil	K	5-11	184	7/7/94	5	Georgia State	Newnan, Ga.
78	McCOY, Erik	C	6-4	303	8/27/97	2	Texas A&M	Lufkin, Texas
65	MAGEE, Adrian	OL	6-4	343	11/13/96	R	Louisiana State	Franklinton, La.
44	MIZZELL SR., Taquan	RB	5-10	185	10/21/93	4	Virginia	Virginia Beach, Va.
88	MONTGOMERY II, Ty	RB	6-0	216	1/22/93	6	Stanford	Dallas, Texas
6	MORSTEAD, Thomas	P	6-4	235	3/8/86	12	Southern Methodist	Pearland, Texas
28	MURRAY, Latavius	RB	6-3	230	1/18/90	8	Central Florida	Nedrow, N.Y.
25	NICHOLS, Deatrick	DB	5-10	189	6/8/94	2	South Florida	Miami, Fla.
60	OMAMEH, Patrick	G	6-4	327	12/29/89	8	Michigan	Columbus, Ohio
93	ONYEMATA, David	DT	6-4	300	11/13/92	5	Manitoba (Canada)	Lagos, Nigeria
30	ORTIZ, Ricky	FB	6-0	236	4/15/94	2	Oregon State	Santa Ana, Calif.
79	PAULO, Darrin	OL	6-5	315	3/6/97	R	Utah	Sacramento, Calif.
75	PEAT, Andrus	G/T	6-7	316	11/4/93	6	Stanford	Tempe, Ariz.
71	RAMCZYK, Ryan	T	6-6	314	4/22/94	4	Wisconsin	Stevens Point, Wis.
98	RANKINS, Sheldon	DT	6-2	305	4/2/94	5	Louisville	Covington, Ga.
76	ROACH, Malcolm	DL	6-3	290	6/9/98	R	Texas	Baton Rouge, La.
52	ROBERTSON, Craig	LB	6-1	234	2/11/88	8	North Texas	Stafford, Texas
21	ROBINSON, Patrick	CB	5-11	191	9/7/87	11	Florida State	Miami, Fla.
51	RUIZ, Cesar	C/G	6-4	316	6/14/99	R	Michigan	Camden, N.J.
17	SANDERS, Emmanuel	WR	5-11	180	3/17/85	11	Southern Methodist	Bellville, Texas
10	SMITH, Tre'Quan	WR	6-2	210	1/7/96	3	Central Florida	Delray Beach, Fla.
95	STALLWORTH, Taylor	DT	6-2	305	8/18/95	3	South Carolina	Mobile, Ala.
70	STECKLER, Jordan	OL	6-5	305	7/16/96	R	Northern Illinois	Two Rivers, Wis.
1	STEVENS, Tommy	QB	6-5	235	12/15/96	R	Mississippi State	Indianapolis, Ind.
36	SWEARINGER SR., D.J.	DB	5-10	205	9/1/91	8	South Carolina	Greenwood, S.C.
13	THOMAS, Michael	WR	6-3	212	3/3/93	5	Ohio State	Woodland Hills, Calif.
66	THROCKMORTON, Calvin	OL	6-5	309	8/16/96	R	Oregon	Bellevue, Wash.
63	TOM, Cameron	C	6-4	300	6/21/95	4	Southern Mississippi	Baton Rouge, La.
82	TRAUTMAN, Adam	TE	6-5	253	2/5/97	R	Dayton	Williamsburg, Mich.
99	TUTTLE, Shy	DT	6-3	300	10/20/95	2	Tennessee	Welcome, N.C.
86	VANDER LAAN, Jason	TE	6-3	245	9/22/92	3	Ferris State	Palos Heights, Ill.
24	WASHINGTON, Dwayne	RB	6-1	223	4/24/94	5	Washington	Cerritos, Calif.
38	WASHINGTON II, Keith	DB	6-1	180	12/20/96	R	West Virginia	Prattville, Ala.
85	WICK, Cole	TE	6-6	257	11/30/93	4	Incarname Word	Hallettsville, Texas
43	WILLIAMS, Marcus	S	6-1	195	9/8/96	4	Utah	Eastvale, Calif.
26	WILLIAMS, P.J.	CB	6-0	196	6/1/93	6	Florida State	Ocala, Fla.
2	WINSTON, Jameis	QB	6-4	231	1/6/94	6	Florida State	Hueytown, Ala.
49	WOOD, Zach	LS	6-3	255	1/10/93	4	Southern Methodist	Rowlett, Texas

RESERVE/NON-FOOTBALL INJURY: (1)

57	SPENCE, Noah	DE	6-2	251	1/8/94	5	Eastern Kentucky	Harrisburg, Pa.
----	--------------	----	-----	-----	--------	---	------------------	-----------------

HEAD COACH: SEAN PAYTON. Assistants: Dennis Allen (Defensive Coordinator), Charles Byrd (Assistant Strength and Conditioning), Dan Campbell (Assistant Head Coach/Tight Ends), Pete Carmichael (Offensive Coordinator), Ronald Curry (Wide Receivers), Dan Dalrymple (Head Strength and Conditioning), Declan Doyle (Offensive Assistant), Phil Galiano (Assistant Special Teams), Peter Giunta (Senior Defensive Assistant), Aaron Glenn (Secondary), Michael Hodges (Linebackers), Curtis Johnson (Senior Offensive Assistant), Joe Lombardi (Quarterbacks), Ryan Nielsen (Defensive Line), Brendan Nugent (Assistant Offensive Line/Run Game), Kevin Petry (Assistant to the Head Coach/Offensive Assistant), Darren Rizzi (Special Teams Coordinator), Cory Robinson (Defensive Assistant), Dan Roushar (Offensive Line), Joel Thomas (Running Backs), Rob Wenning (Assistant Strength and Conditioning), Michael Wilhoite (Defensive Assistant), D.J. Williams (Offensive Assistant), Brian Young (Pass Rush Specialist).

2020 NUMERICAL ROSTER

NO.	NAME	POS.	HT.	WT.	AGE	EXP.	COLLEGE	HOW ACQUIRED
1	Tommy STEVENS	QB	6-5	235	23	R	Mississippi State	D7-20
2	Jameis WINSTON	QB	6-4	231	26	6	Florida State	UFA-20 (TB)
3	Wil LUTZ	K	5-11	184	25	5	Georgia State	FA-16
4	Blake GILLIKIN	P	6-2	196	22	R	Penn State	FA-20
6	Thomas MORSTEAD	P	6-4	235	34	12	Southern Methodist	D5-09
7	Taysom HILL	QB	6-2	221	29	4	Brigham Young	WAI-17 (GB)
9	Drew BREES	QB	6-0	209	41	20	Purdue	UFA-06 (SD)
10	Tre'Quan SMITH	WR	6-2	210	24	3	Central Florida	D3-18
11	Deonte HARRIS	WR/RS	5-6	170	22	2	Assumption	FA-19
12	Marquez CALLAWAY	WR	6-2	204	22	R	Tennessee	FA-20
13	Michael THOMAS	WR	6-3	212	27	5	Ohio State	D2a-16
15	Tommylee LEWIS	WR	5-7	168	27	4	Northern Illinois	FA-19
16	Maurice HARRIS	WR	6-3	205	27	4	California	FA-19
17	Emmanuel SANDERS	WR	5-11	180	33	11	Southern Methodist	UFA-20 (SF)
18	Emmanuel BUTLER	WR	6-4	220	23	1	Northern Arizona	FA-19
20	Janoris JENKINS	CB	5-10	190	31	9	North Alabama	WAI-19 (NYG)
21	Patrick ROBINSON	CB	5-11	191	32	11	Florida State	UFA-18 (Phi.)
22	C.J. GARDNER-JOHNSON	DB	5-11	210	22	2	Florida	D4-19
23	Marshon LATTIMORE	CB	6-0	192	24	4	Ohio State	D1a-17
24	Dwayne WASHINGTON	RB	6-1	223	26	5	Washington	FA-18
25	Deatrick NICHOLS	DB	5-10	189	26	2	South Florida	FA-20
26	P.J. WILLIAMS	CB	6-0	196	27	6	Florida State	D3b-15
27	Malcolm JENKINS	S	6-0	204	32	12	Ohio State	UFA-20 (Phi.)
28	Lataavius MURRAY	RB	6-3	230	30	8	Central Florida	UFA-19 (Minn.)
29	Johnson BADEMOSI	CB	6-0	219	29	9	Stanford	FA-19
30	Ricky ORTIZ	FB	6-0	236	26	2	Oregon State	FA-19
31	Chris JOHNSON	DB	6-3	200	24	1	North Alabama	FA-19
32	Michael BURTON	FB	6-0	240	28	6	Rutgers	UFA-20 (Was.)
33	Saquan HAMPTON	DB	6-1	206	24	2	Rutgers	D6-19
34	Justin HARDEE SR.	DB	6-1	200	26	4	Illinois	FA-17
36	D.J. SWEARINGER SR.	DB	5-10	205	28	8	South Carolina	FA-19
37	Tony JONES JR.	RB	5-11	224	22	R	Notre Dame	FA-20
38	Keith WASHINGTON II	DB	6-1	180	23	R	West Virginia	FA-20
39	Tino ELLIS	DB	6-0	200	22	R	Maryland	FA-20
41	Alvin KAMARA	RB	5-10	215	24	4	Tennessee	D3a-17
42	Chase HANSEN	LB	6-3	222	27	1	Utah	FA-19
43	Marcus WILLIAMS	S	6-1	195	23	4	Utah	D2-17
44	Taguan MIZZELL SR.	RB	5-10	185	26	4	Virginia	FA-19
45	Garrett GRIFFIN	TE	6-4	240	26	3	Air Force	FA-16
46	Joe BACHIE	LB	6-2	231	22	R	Michigan State	FA-20
47	Alex ANZALONE	LB	6-3	241	25	4	Florida	D3b-17
48	J.T. GRAY	DB	6-0	202	24	3	Mississippi State	FA-18
49	Zach WOOD	LS	6-3	255	27	4	Southern Methodist	FA-17
50	Andrew DOWELL	LB	6-1	225	23	1	Michigan State	FA-19
51	Cesar RUIZ	C/G	6-4	316	21	R	Michigan	D1-20
52	Craig ROBERTSON	LB	6-1	234	32	9	North Texas	UFA-16 (Cle.)
53	Zack BAUN	LB	6-3	225	23	R	Wisconsin	D3a-20
54	Kiko ALONSO	LB	6-3	239	29	8	Oregon	TR-19 (Mia.)
55	Kaden ELLISS	LB	6-2	238	25	2	Idaho	D7b-19
56	Demario DAVIS	LB	6-2	248	31	9	Arkansas State	UFA-18 (NYJ)
58	Anthony CHICKILLO	LB	6-3	255	27	6	Miami (Fla.)	FA-20

2020 NUMERICAL ROSTER

NO.	NAME	POS.	HT.	WT.	AGE	EXP.	COLLEGE	HOW ACQUIRED
59	Gus CUMBERLANDER	DE	6-7	256	23	R	Oregon	FA-20
60	Patrick OMAMEH	G	6-4	327	30	8	Michigan	UFA-19 (Jax.)
62	Nick EASTON	C/G	6-3	303	28	6	Harvard	UFA-19 (Minn.)
63	Cameron TOM	C	6-4	300	25	4	Southern Mississippi	FA-17
64	Will CLAPP	C	6-5	311	24	3	Louisiana State	D7-18
65	Adrian MAGEE	OL	6-4	343	23	R	Louisiana State	FA-20
66	Calvin THROCKMORTON	OL	6-5	309	23	R	Oregon	FA-20
68	Derrick KELLY II	OL	6-5	320	24	1	Florida State	FA-19
69	Margus HUNT	DE	6-8	295	32	8	Southern Methodist	FA-20
70	Jordan STECKLER	OL	6-5	305	24	R	Northern Illinois	FA-20
71	Ryan RAMCZYK	T	6-6	314	26	4	Wisconsin	D1b-17
72	Terron ARMSTEAD	T	6-5	304	28	8	Arkansas-Pine Bluff	D3a-13
73	Ethan GREENIDGE	OL	6-4	335	22	2	Villanova	FA-19
74	James HURST	OL	6-5	310	28	7	North Carolina	FA-20
75	Andrus PEAT	G/T	6-7	316	26	6	Stanford	D1a-15
76	Malcolm ROACH	DL	6-3	290	22	R	Texas	FA-20
77	Jalen DALTON	DT	6-6	300	22	1	North Carolina	FA-19
78	Erik MCCOY	C	6-4	303	22	2	Texas A&M	D2-19
79	Darrin PAULO	OL	6-5	315	23	R	Utah	FA-20
80	Austin CARR	WR	6-1	195	26	4	Northwestern	WAI-17 (NE)
81	Krishawn HOGAN	WR	6-3	217	25	4	Marian	FA-19
82	Adam TRAUTMAN	TE	6-5	253	23	R	Dayton	D3b-20
83	Juwan JOHNSON	WR	6-4	231	23	R	Oregon	FA-20
84	Lil' Jordan HUMPHREY	WR	6-4	225	22	2	Texas	FA-19
85	Cole WICK	TE	6-6	257	26	4	Incarnate Word	FA-19
86	Jason VANDER LAAN	TE	6-3	245	27	3	Ferris State	FA-19
87	Jared COOK	TE	6-5	254	33	12	South Carolina	UFA-19 (Oak.)
88	Ty MONTGOMERY II	RB	6-0	216	27	6	Stanford	UFA-20 (NYJ)
89	Josh HILL	TE	6-5	250	30	8	Idaho State	FA-13
90	Malcom BROWN	DT	6-2	320	26	6	Texas	UFA-19 (NE)
91	Trey HENDRICKSON	DE	6-4	270	25	4	Florida Atlantic	D3c-17
92	Marcus DAVENPORT	DE	6-6	265	23	3	Texas San-Antonio	D1-18
93	David ONYEMATA	DT	6-4	300	27	5	Manitoba (Canada)	D4-16
94	Cameron JORDAN	DE	6-4	287	31	10	California	D1a-11
95	Taylor STALLWORTH	DT	6-2	305	24	3	South Carolina	FA-18
96	Carl GRANDERSON	DE	6-5	261	23	2	Wyoming	FA-19
97	Mario EDWARDS JR.	DE	6-3	280	26	6	Florida State	UFA-19 (NYG)
98	Sheldon RANKINS	DT	6-2	305	26	5	Louisville	D1-16
99	Shy TUTTLE	DT	6-3	300	24	2	Tennessee	FA-19

RESERVE/NON-FOOTBALL INJURY: (1)

57	Noah SPENCE	DE	6-2	251		5	Eastern Kentucky	FA-19
----	-------------	----	-----	-----	--	---	------------------	-------

HEAD COACH: SEAN PAYTON. Assistants: Dennis Allen (Defensive Coordinator), Charles Byrd (Assistant Strength and Conditioning), Dan Campbell (Assistant Head Coach/Tight Ends), Pete Carmichael (Offensive Coordinator), Ronald Curry (Wide Receivers), Dan Dalrymple (Head Strength and Conditioning), Declan Doyle (Offensive Assistant), Phil Galiano (Assistant Special Teams), Peter Giunta (Senior Defensive Assistant), Aaron Glenn (Secondary), Michael Hodges (Linebackers), Curtis Johnson (Senior Offensive Assistant), Joe Lombardi (Quarterbacks), Ryan Nielsen (Defensive Line), Brendan Nugent (Assistant Offensive Line/Run Game), Kevin Petry (Assistant to the Head Coach/Offensive Assistant), Darren Rizzi (Special Teams Coordinator), Cory Robinson (Defensive Assistant), Dan Roushar (Offensive Line), Joel Thomas (Running Backs), Rob Wenning (Assistant Strength and Conditioning), Michael Wilhoite (Defensive Assistant), D.J. Williams (Offensive Assistant), Brian Young (Pass Rush Specialist).

HOW THE SAINTS WERE BUILT

2006⁽¹⁾

FREE AGENTS

QB **Drew Brees** (UFA-SD)

2009⁽¹⁾

DRAFT

P **Thomas Morstead** (5)

2011⁽¹⁾

DRAFT

DE **Cameron Jordan** (1a)

2013⁽²⁾

DRAFT

T **Terron Armstead** (3a)

FREE AGENTS

TE **Josh Hill** (Rookie FA)

2015⁽²⁾

DRAFT

T **Andrus Peat** (1a)

CB **P.J. Williams** (3b)

2016⁽⁶⁾

DRAFT

DT **Sheldon Rankins** (1)

WR **Michael Thomas** (2a)

DT **David Onyemata** (4)

FREE AGENTS

TE **Garrett Griffin** (Rookie FA)

K **Wil Lutz** (FA)

LB **Craig Robertson** (UFA-Cle.)

2017⁽¹¹⁾

DRAFT

CB **Marshon Lattimore** (1a)

T **Ryan Ramsey** (1b)

S **Marcus Williams** (2)

RB **Alvin Kamara** (3a)

LB **Alex Anzalone** (3b)

DE **Trey Hendrickson** (3c)

FREE AGENTS

DB **Justin Hardee Sr.** (FA)

C **Cameron Tom** (Rookie FA)

LS **Zach Wood** (FA)

WAIVERS

WR **Austin Carr** (NE)

QB **Taysom Hill** (GB)

2018⁽⁸⁾

DRAFT

DE **Marcus Davenport** (1)

WR **Tre'Quan Smith** (3)

C/G **Will Clapp** (7)

FREE AGENTS

LB **Demario Davis** (UFA-NYJ)

DB **J.T. Gray** (Rookie FA)

CB **Patrick Robinson** (UFA-Phi.)

DL **Taylor Stallworth** (Rookie FA)

RB **Dwayne Washington** (FA)

2019⁽³²⁾

DRAFT

C **Erik McCoy** (2)

S **C.J. Gardner-Johnson** (4)

S **Saquan Hampton** (6)

LB **Kaden Ellis** (7b)

FREE AGENTS

CB **Johnson Bademosi** (FA)

DT **Malcom Brown** (UFA-NE)

WR **Emmanuel Butler** (Rookie FA)

TE **Jared Cook** (UFA-Oak.)

DT **Jalen Dalton** (FA)

LB **Andrew Dowell** (FA)

C/G **Nick Easton** (UFA-Min.)

DE **Mario Edwards Jr.** (UFA-NYG)

DE **Carl Granderson** (Rookie FA)

OL **Ethan Greenidge** (Rookie FA)

LB **Chase Hansen** (Rookie FA)

WR/RS **Deonte Harris** (Rookie FA)

WR **Maurice Harris** (FA)

WR **Lil' Jordan Humphrey** (Rookie FA)

WR **Krishwan Hogan** (FA)

DB **Chris Johnson** (FA)

OL **Derrick Kelly II** (Rookie FA)

RB **Taquan Mizell Sr.** (FA)

RB **Latavius Murray** (UFA-Min.)

OL **Patrick Omameh** (FA)

FB **Ricky Ortiz** (FA)

DE **Noah Spence** (FA)

DB **D.J. Swearingen Sr.** (FA)

DT **Shy Tuttle** (Rookie FA)

TE **Cole Wick** (FA)

TE **Jason Vander Laan** (FA)

TRADES

LB **Kiko Alonso** (MIA)

WAIVERS

CB **Janoris Jenkins** (NYG)

2020⁽²⁷⁾

DRAFT

C **Cesar Ruiz** (1)

LB **Zack Baun** (3)

TE **Adam Trautman** (3)

QB **Tommy Stevens** (7)

FREE AGENTS

LB **Joe Bachie** (Rookie FA)

FB **Michael Burton** (UFA-Was.)

WR **Marquez Callaway** (Rookie FA)

LB **Anthony Chickillo** (FA)

DE **Gus Cumberlander** (Rookie FA)

DB **Tino Ellis** (Rookie FA)

P **Blake Gillikin** (Rookie FA)

S **Malcolm Jenkins** (UFA-Phi.)

DE **Margus Hunt** (FA)

OL **James Hurst** (FA)

WR **Juwan Johnson** (Rookie FA)

RB **Tony Jones Jr.** (Rookie FA)

WR **Tommy Lee Lewis** (FA)

OL **Adrian Magee** (Rookie FA)

RB **Ty Montgomery II** (UFA-NYJ)

DB **Deatrick Nichols** (FA)

OL **Darrin Paulo** (Rookie FA)

DL **Malcolm Roach** (Rookie FA)

WR **Emmanuel Sanders** (UFA-SF)

T **Jordan Steckler** (Rookie FA)

OL **Calvin Throckmorton** (Rookie FA)

DB **Keith Washington II** (Rookie FA)

QB **Jameis Winston** (UFA-TB)

REVIEW



2019 NFL SEASON IN REVIEW

2019 NFL Standings

NATIONAL FOOTBALL CONFERENCE

	NFC East				PTS.	PA
	W	L	T	PCT.		
Philadelphia	9	7	0	.563	385	354
Dallas	8	8	0	.500	434	321
New York Giants	4	12	0	.250	341	451
Washington	3	13	0	.188	266	435

	NFC North				PTS.	PA
	W	L	T	PCT.		
Green Bay	13	3	0	.813	376	313
Minnesota	10	6	0	.625	407	303
Chicago	8	8	0	.500	280	298
Detroit	3	12	1	.219	341	423

	NFC South				PTS.	PA
	W	L	T	PCT.		
New Orleans	13	3	0	.813	458	341
Atlanta	7	9	0	.438	381	399
Tampa Bay	7	9	0	.438	458	449
Carolina	5	11	0	.313	340	470

	NFC West				PTS.	PA
	W	L	T	PCT.		
San Francisco	13	3	0	.813	479	310
Seattle	11	5	0	.688	405	398
L.A. Rams	9	7	0	.563	394	364
Arizona	5	10	1	.344	361	442

AMERICAN FOOTBALL CONFERENCE

	AFC East				PTS.	PA
	W	L	T	PCT.		
New England	12	4	0	.750	420	225
Buffalo	10	6	0	.625	314	259
New York Jets	7	9	0	.438	276	359
Miami	5	11	0	.313	306	494

	AFC North				PTS.	PA
	W	L	T	PCT.		
Baltimore	14	2	0	.875	531	282
Pittsburgh	8	8	0	.500	289	303
Cleveland	6	10	0	.375	335	393
Cincinnati	2	14	0	.125	279	420

	AFC South				PTS.	PA
	W	L	T	PCT.		
Houston	10	6	0	.625	378	385
Tennessee	9	7	0	.563	402	331
Indianapolis	7	9	0	.438	361	373
Jacksonville	6	10	0	.375	300	397

	AFC West				PTS.	PA
	W	L	T	PCT.		
Kansas City	12	4	0	.750	451	308
Denver	7	9	0	.438	282	316
Oakland	7	9	0	.438	313	419
L.A. Chargers	5	11	0	.313	337	345

2019 NFL Postseason Results



NFC WILD CARD PLAYOFF GAMES

Minnesota Vikings 26, New Orleans Saints 20
Seattle Seahawks 17, Philadelphia Eagles 9

AFC WILD CARD PLAYOFF GAMES

Houston Texans 22, Buffalo Bills 19
Tennessee Titans 20, New England Patriots 13



NFC DIVISIONAL PLAYOFF GAMES

San Francisco 49ers 27, Minnesota Vikings 10
Green Bay Packers 28, Seattle Seahawks 23

AFC DIVISIONAL PLAYOFF GAMES

Tennessee Titans 28, Baltimore Ravens 12
Kansas City Chiefs 51, Houston Texans 31



NFC CHAMPIONSHIP GAME

San Francisco 49ers 37, Green Bay Packers 20



AFC CHAMPIONSHIP GAME

Kansas City Chiefs 35, Tennessee Titans 24



SUPER BOWL LIV

Kansas City Chiefs 31, San Francisco 49ers 20

REGULAR SEASON FINAL STATISTICS

2019

RECORD: 13-3

FINISH: 1st-NFC SOUTH

Date	W/L	Score	Opponent	Attendance	SCORING	TD	Ru	Pa	Rt	PAT	FG	S	TP	INTERCEPTIONS	NO.	YDS	AVG	LONG	TD			
09/09	W	30-28	Houston	73,039	Lutz	0	0	0	0	48/49	32/36	0	144	Jenkins	1	0	0.0	0	0			
09/15	L	9-27	at L.A.Rams	71,460	Cook	9	0	0	0			0	54	M. Williams	4	56	14.0	55t	1			
09/22	W	33-27	at Seattle	69,005	Thomas	9	0	0	0			0	54	Gardner-Johnson	1	28	28.0	28	0			
09/29	W	12-10	Dallas	73,086	T. Hill	7	1	6	0			0	42	Bell	1	19	19.0	19	0			
10/06	W	31-24	Tampa Bay	73,029	Kamara	6	5	1	0			0	36	Tuttle	1	19	19.0	19	0			
10/13	W	13-6	at Jacksonville	64,341	Murray	6	5	1	0			0	36	Klein	1	14	14.0	14t	1			
10/20	W	36-25	at Chicago	62,306	T. Smith	5	0	5	0			0	30	Robertson	1	3	3.0	3	0			
10/27	W	31-9	Arizona	73,064	J. Hill	3	0	3	0			0	18	Davis	1	1	1.0	1	0			
11/10	L	9-26	Atlanta	73,283	Ginn	2	0	2	0			0	12	Lattimore	1	0	0.0	0	0			
11/17	W	34-17	at Tampa Bay	54,533	Bell	1	0	0	1			0	6	P. Williams	1	0	0.0	0	0			
11/24	W	34-31	Carolina	73,068	Brees	1	1	0	0			0	6	Saints	13	140	10.8	55t	2			
11/28	W	26-18	at Atlanta	71,993	Harris	1	0	0	1			0	6	Opponents	6	16	2.7	14	0			
12/08	L	46-48	San Francisco	73,038	Klein	1	0	0	1			0	6									
12/16	W	34-7	Indianapolis	73,053	M. Williams	1	0	0	1			0	6	PUNTING	No.	Yds	Avg	Net	TB	In	Lg	B
12/22	W	38-28	at Tennessee	66,756	Saints	52	12	36	4	48/49	32/36	1	458	Morstead	60	2770	46.2	43.1	1	29	64	0
12/29	W	42-10	at Carolina	72,203	Opponents	40	12	27	1	33/36	22/24	0	341	Saints	60	2770	46.2	43.1	1	29	64	0

2-Pt. Conversions:

Saints: 0/3, Opponents: 1/3

SACKS:

Jordan 15.5, Davenport 6, Hendrickson 4.5, Davis 4, Edwards 3, Onyemata 3, Klein 2.5, Brown 2, Rankins 2, Tuttle 2, Bell 1.5, Anzalone 1, Granderson 1, Robertson 1, Spence LG 1, P. Williams 1, TEAM 1

Saints: 51.0, Opponents: 25.0

FUM/LOST:

Kamara 4/1, Harris 3/1, Bridgewater 1/0, Thomas 1/0

Saints: 9/2

RUSHING

Player	No	Yds	Avg	LG	TD
Kamara	171	797	4.7	40t	5
Murray	146	637	4.4	40t	5
T. Hill	27	156	5.8	30t	1
Washington	8	60	7.5	31	0
Bridgewater	28	31	1.1	11	0
Harris	4	31	7.8	10	0
Line	7	20	2.9	5	0
Ginn	3	18	6.0	12	0
Zenner	1	1	1.0	1	0
Brees	9	-4	-4	2	1
Thomas	1	-9	-9.0	-9	0
Saints	405	1738	4.3	40t	12
Opponents	345	1461	4.2	49t	12

RECEIVING

Thomas	149	1725	11.6	49	9
Kamara	81	533	6.6	41	1
Cook	43	705	16.4	61t	9
Murray	34	235	6.9	30	1
Ginn	30	421	14.0	45	2
J. Hill	25	226	9.0	29	3
T. Hill	19	234	12.3	45t	6
T. Smith	18	234	13.0	32	5
Line	6	36	6.0	12	0
Harris	6	24	4.0	13	0
Arnold	2	25	12.5	19	0
Carr	1	9	9.0	9	0
Ortiz	1	8	8.0	8	0
Washington	1	6	6.0	6	0
Zenner	1	6	6.0	6	0
Hogan	1	4	4.0	4	0
Saints	418	4431	10.6	61t	36
Opponents	371	4201	11.3	75t	27

PUNT RET.

Harris	36	11	338	9.4	53t	1
Kamara	4	1	30	7.5	27	0
Saints	40	12	368	9.2	53t	1
Opponents	24	21	166	6.9	32	0

KICKOFF RET.

Harris	24	644	26.8	51	0
Ginn	1	0	0.0	0	0
T. Hill	1	12	12.0	12	0
Vander Laan	1	8	8.0	8	0
Washington	1	12	12.0	12	0
Saints	28	676	24.1	51	0
Opponents	21	566	27.0	102	1

FIELD GOALS

Lutz	1/1	9/9	6/6	13/15	3/5
Saints	1/1	9/9	6/6	13/15	3/5
Opponents	0/0	5/6	7/7	7/8	3/3

Lutz:
(32G,56N,47G,58G)(34G,52G,42G)(X40G,42G,
19G,26G)(29G(X47G,21G)(X39G,42N,52N,30G)(X7N,26
G)(29G,47G,28G)(44G,26G)(41G,33G)(22G,47G,42G,4
5G)(55G,48G)(33G,26G)(47G)

Lutz:

(32G,56N,47G,58G)(34G,52G,42G)(X)(40G,42G,19G,26G)(29G)(47G,21G)(39G,42N,52N,30G)(47N,26G)(29G,47G,28G)(44G,26G)(41G,33G)(22G,47G,42G,45G)(55G,48G)(33G,26G)(47G)(X)

Opponents:

(X)(24G,22G)(X)(28G)(42G)(22G,32G)(46G)(31G,31G,50G)(37G,36G,48G,30G)(55G)(41G,52G,28N)(42N,45G,43G)(41G,30G)(X)(X23G)

2019 NFC SOUTH STANDINGS

Saints Finish: 1st Place

New Orleans 13 3 0 813

Carolina 7 9 0 438

Atlanta 7 9 0 438

Tampa Bay 5 11 0 313

TEAM STATISTICS	N.O.	OPP
Total First Downs	347	311
Rushing	97	71
Passing	230	197
Penalty	20	43
3rd Down: Made/Att	81/192	73/210
3rd Down Pct.	42.2	34.8
4th Down: Made/Att	5/13	11/25
4th Down Pct.	38.5	44.0
POSSESSION AVG.	32:19	27:41

TOTAL NET YARDS	5982	5329
Total Plays	1011	999
Avg. Per Play	5.9	5.3
NET YARDS RUSHING	1738	1461
Avg. Per Game	108.6	91.3
Total Rushes	405	345
NET YARDS PASSING	4244	3868
Avg. Per Game	265.3	241.8
Sacked/Yards Lost	25/187	51/333
Gross Yards	4431	4201
Att./Completions	581/418	603/371
Completion Pct.	71.9	61.5
Had Intercepted	6	13
PUNTS/AVERAGE	60/46.2	73/43.1
NET PUNTING YARDS	60/43.1	73/37.5
PENALTIES/YARDS	12/1036	92/713
FUMBLES/BALL LOST	9/2	15/10
TOUCHDOWNS	52	40
Rushing	12	12
Passing	36	27
Returns	4	1

SCORE BY PERIODS	Q1	Q2	Q3	Q4	OT	PTS
Saints	89	140	130	99	0	458
OPPONENTS	60	88	81	112	0	341

PASSING	Att	Cmp	Yds	Cmp%	Yds/Att	TD	TD%	Int	Int%	Long	Sack/Lost	Rating
Brees	378	281	2979	74.3	7.88	27	7.1	4	1.1	61t	12/89	116.3
Bridgewater	196	133	1384	67.9	7.06	9	4.6	2	1.0	45	12/89	99.1
T. Hill	6	3	55	50.0	9.17	0	0.0	0	0.0	20	1/9	81.9
Kamara	1	1	13	100.0	13.00	0	0.0	0	0.0	13	0/0	118.8
Saints	581	418	4431	71.9	7.63	36	6.2	6	1.0	61t	25/187	110.2
Opponents	603	371	4201	61.5	6.97	27	4.5	13	2.2	75t	51/333	88.3

2019 DEFENSIVE STATISTICS

Name	Regular Defensive Plays									Special Teams					MISC			
	SOLO	AST	TOT	SACK / YDS	INT	PD	FF	FR		TKL	AST	FF	FR	BL	TKL	AST	FF	FR
DEMARIO DAVIS	87	24	111	4	37	1	12	0	0	0	0	0	0	0	0	0	0	0
VONN BELL	63	23	86	1.5	14	1	5	2	5	3	0	0	0	0	0	0	0	0
A.J. KLEIN	45	22	67	2.5	12	1	2	1	1	2	0	0	0	0	0	0	0	0
ELI APPLE	53	5	58	0	0	0	4	1	0	0	0	0	0	0	0	0	0	0
MARSHON LATTIMORE	46	11	57	0	0	1	14	0	0	0	0	0	0	0	0	0	0	0
MARCUS WILLIAMS	38	15	53	0	0	4	13	1	0	2	0	0	0	0	0	0	0	0
CAMERON JORDAN	37	16	53	15.5	98	0	3	0	1	0	0	0	0	0	0	0	0	0
C.J. GARDNER-JOHNSON	35	11	46	0	0	1	8	1	1	3	0	0	0	0	0	0	0	0
P.J. WILLIAMS	34	8	42	1	1	1	4	0	0	0	1	0	0	0	0	0	0	0
MALCOM BROWN	18	16	34	2	11	0	1	0	1	0	0	0	0	0	0	0	0	0
DAVID ONYEMATA	22	10	32	3	15	0	1	0	0	0	0	0	0	0	0	0	0	0
KIKO ALONSO	25	6	31	0	0	1	0	0	0	0	0	0	0	0	0	0	0	0
MARCUS DAVENPORT	15	16	31	6	45	0	0	4	0	0	0	0	0	0	0	0	0	0
CRAIG ROBERTSON	16	6	22	1	9	1	1	0	0	4	1	0	0	0	0	0	0	0
TREY HENDRICKSON	11	8	19	4.5	24	0	0	1	0	0	0	0	0	0	0	0	0	0
SHY TUTTLE	8	10	18	2	6	1	4	0	0	0	0	0	0	0	0	0	0	0
PATRICK ROBINSON	13	2	15	0	0	0	2	0	0	1	0	0	0	0	0	0	0	0
CARL GRANDERSON	7	3	10	1	9	0	0	0	0	1	0	0	0	0	0	0	0	0
SHELDON RANKINS	7	3	10	2	14	0	0	0	0	0	0	0	0	0	0	0	0	0
MARIO EDWARDS	6	2	8	3	22	0	0	1	0	0	0	0	0	0	0	0	0	0
TAYLOR STALLWORTH	5	3	8	0	0	0	1	0	0	0	0	0	0	0	0	0	0	0
ALEX ANZALONE	7	0	7	1	6	0	0	0	0	0	0	0	0	0	0	0	0	0
JANORIS JENKINS	5	2	7	0	0	1	2	0	0	0	0	0	0	0	0	0	0	0
JUSTIN HARDEE	6	0	6	0	0	0	0	0	0	4	1	0	0	0	0	0	0	0
MANTI TE'O	3	2	5	0	0	0	0	0	0	0	1	0	0	0	0	0	0	0
T.J. GREEN	2	0	2	0	0	0	0	0	0	0	0	0	0	0	0	0	0	0
MITCHELL LOEWEN	2	0	2	0	0	0	0	0	0	0	0	0	0	0	0	0	0	0
D.J. SWEARINGER	0	2	2	0	0	0	1	0	0	0	0	0	0	0	0	0	0	0
STEPHONE ANTHONY	0	1	1	0	0	0	0	0	0	0	0	0	0	0	0	0	0	0
J.T. GRAY	1	0	1	0	0	0	0	0	0	13	3	0	1	1	0	0	0	0
SAQUAN HAMPTON	1	0	1	0	0	0	0	0	0	0	0	0	0	0	0	0	0	0
TERRON ARMSTEAD	0	0	0	0	0	0	0	0	0	0	0	0	0	0	0	0	0	1
JOHNSON BADEMOSI	0	0	0	0	0	0	0	0	0	1	0	0	0	0	0	0	0	0
JARED COOK	0	0	0	0	0	0	0	0	0	0	0	0	0	0	1	0	0	1
KADEN ELLISS	0	0	0	0	0	0	0	0	0	0	1	0	0	0	0	0	0	0
DEONTE HARRIS	0	0	0	0	0	0	0	0	0	1	0	0	0	0	0	0	0	0
JOSH HILL	0	0	0	0	0	0	0	0	0	0	0	0	0	0	1	0	0	1
TAYSOM HILL	0	0	0	0	0	0	0	0	0	2	1	0	0	0	0	0	0	0
ERIK MCCOY	0	0	0	0	0	0	0	0	0	0	0	0	0	0	1	0	0	0
TRE'QUAN SMITH	0	0	0	0	0	0	0	0	0	0	0	0	0	0	1	0	0	0
DWAYNE WASHINGTON	0	0	0	0	0	0	0	0	0	2	1	0	0	0	0	0	0	0
LARRY WARFORD	0	0	0	0	0	0	0	0	0	0	0	0	0	0	1	0	0	0
TEAM	0	0	0	1	10	0	0	0	0	0	0	0	0	0	0	0	0	0
TOTALS	618	227	845	51	333	13	79	12	9	40	8	0	1	1	4	0	0	3

Defense: **TKL:** tackle, **AST:** assist, **TOT:** total, **INT:** interception, **PD:** pass defense, **FF:** forced fumble, **FR:** fumble recovery. **Special Teams:** **BL:** kicks blocked.

POSTSEASON FINAL STATISTICS

2019 RECORD: 0-1

Date	W/L	Score	Opponent	Attendance	SCORING	TD	Ru	Pa	Rt	PAT	FG	S	TP	INTERCEPTIONS	NO.	YDS	AVG	LONG	TD					
01/05	L	20-26	OT Minnesota	73,038	Lutz	0	0	0	0	2/2	2/3	0	8	Saints	0	0	-	-	0					
					T.Hill	1	0	1	0		0	6	6	Opponents	1	30	30.0	30	0					
					Kamara	1	1	0	0		0	6	6											
TEAM STATISTICS					Saints	2	1	1	0	2/2	2/3	0	20	PUNTING	No.	Yds	Avg	Net	TB	Lg				
Total First Downs					Opponents	3	2	1	0	2/2	2/2	0	26	Morstead	5	229	45.8	42.4	0	1				
Rushing					2-Pt. Conversions:										Saints	5	229	45.8	42.4	0				
Passing					Saints: 0/0, Opponents: 0/0										Opponents	6	298	49.7	39.0	1				
Penalty					SACKS:										PUNT RET.									
3rd Down: Made/Att					Hendrickson 1, Jordan 1, Brown 0.5, Jenkins 0.5										Ret	FC	Yds	Avg	Long	TD				
3rd Down Pct.					Saints: 3.0, Opponents: 3.0										Harris	4	0	44	11.0	17	0			
4th Down: Made/Att					FUM/LOST:										Saints	4	0	44	11.0	17	0			
4th Down Pct.					Brees 1/1										Opponents	2	3	17	8.5	10	0			
POSSESSION AVG.					RUSHING										KICK/OFF RET.									
					No.										No.	Yds	Avg	Long	TD					
TOTAL NET YARDS					T.Hill										Harris	4	133	33.3	54	0				
Total Plays					Kamara										Ortiz	1	15	15.0	15	0				
Avg. Per Play					7										Saints	5	148	29.6	54	0				
NET YARDS RUSHING					Murray										Opponents	1	3	3.0	3	0				
Avg. Per Game					Brees										FIELD GOALS									
Total Rushes					1										1-19	20-29	30-39	40-49	50+					
NET YARDS PASSING					Saints										Lutz	0/0	1/1	0/0	1/2	0/0				
Avg. Per Game					Opponents										Saints	0/0	1/1	0/0	1/2	0/0				
Sacked/Yards Lost					No.										Opponents	0/0	1/1	0/0	1/1	0/0				
Gross Yards					Yds										Lutz: (29G,43N,49G)									
Att./Completions					Avg										Opponents: (43G,21G)									
Completion Pct.					Long																			
Had Intercepted					TD																			
PUNTS/AVERAGE					Kamara																			
NET PUNTING AVG.					8																			
PENALTIES/YARDS					34																			
FUMBLES/BALL LOST					7																			
TOUCHDOWNS					Thomas																			
Rushing					5																			
Passing					2																			
Returns					1																			
					Saints																			
					Opponents																			
SCORE BY PERIODS					Q1	Q2	Q3	Q4	OT	PTS														
Saints					3	7	0	10	0	20														
Opponents					3	10	7	0	6	26														
PASSING					Att	Cmp	Yds	Cmp%	Yds/Att	TD	TD%	Int	Int%	Long	Sack/Lost	Rating								
Brees					33	26	208	78.8	6.30	1	3.0	1	3.0	20t	3/31	90.4								
T.Hill					1	1	50	100.0	50.00	0	0.0	0	0.0	50	0/0	118.8								
Saints					34	27	258	79.4	7.59	1	2.9	1	2.9	50	3/31	95.8								
Opponents					31	19	242	61.3	7.81	1	3.2	0	0.0	43	3/16	96.4								

OWNER
FOOTBALL
ADMINISTRATION
RECORDS
HISTORY

2019 GAME BY GAME SAINTS

OWNER FOOTBALL ADMINISTRATION RECORDS HISTORY

Game	1st Downs			Offense			Net Rushing			Net Passing			Fumb.		Pen.		Punts			Returns			TDS		PAT		FG	2P	TOP									
	Pts	T	R	Pa	Pe	Att	Yds	Avg	Att	C	Yds	TD	Int	Sk	Yds	#	Lst	#	Yds	#	Yds	Avg	P	Yds	KO	Yds				Int	Yds	Ru	Pa	Ret	M/A	M/A		
HOU	30	25	6	19	0	65	510	7.8	21	148	7.0	43	32	362	2	1	1	8	1	0	7	48	2	88	44.0	3	20	2	36	1	0	1	2	0	3/3	3/4	0/0	30:13
@LAR	9	15	2	11	2	57	244	4.3	20	57	2.9	35	20	187	0	1	2	16	1	0	11	87	5	244	48.3	3	34	0	0	0	0	0	0	0/0	3/3	0/0	29:39	
@SEA	33	15	4	9	2	50	265	5.3	23	88	3.8	27	19	177	2	0	0	0	1	1	11	70	6	324	54.0	3	53	3	60	0	0	1	2	2	3/4	0/0	0/1	28:27
DAL	12	18	10	6	2	62	266	4.3	27	117	4.3	30	23	149	0	1	5	44	0	0	9	80	4	174	43.5	1	23	1	29	1	1	0	0	0	0/0	4/4	0/0	36:04
TB	31	25	5	18	2	67	457	6.8	31	112	3.6	36	28	345	4	1	0	0	1	0	6	40	3	113	37.7	3	8	0	0	0	0	0	4	0	4/4	1/1	0/0	33:27
@JAX	13	18	6	12	0	65	326	5.0	26	104	4.0	36	24	222	1	0	3	18	1	0	3	35	6	251	41.8	2	12	1	21	1	0	0	1	0	1/1	2/2	0/0	33:09
@CHI	36	24	9	14	1	74	424	5.7	35	151	4.3	38	27	273	2	0	1	8	0	0	4	35	4	169	42.3	5	46	3	54	0	0	2	2	0	4/4	2/4	0/0	37:26
ARZ	31	28	8	20	0	72	510	7.1	29	137	4.7	43	34	373	3	1	0	0	0	2	15	2	88	44.0	3	17	0	0	0	0	0	1	3	0	4/4	1/2	0/0	37:59
ATL	9	18	4	13	1	63	310	4.9	11	52	4.7	46	33	258	0	0	6	46	0	0	12	90	4	192	48.0	1	19	4	109	1	0	0	0	0	0/0	3/3	0/0	26:14
@TB	34	21	7	14	0	64	328	5.1	28	109	3.9	35	28	219	3	0	1	9	1	0	9	76	3	126	42.0	3	32	1	12	4	75	0	3	1	4/4	2/2	0/0	37:00
CAR	34	23	5	17	1	59	418	7.1	18	118	6.6	39	30	300	3	1	2	11	0	0	12	123	3	148	49.3	1	-2	0	0	0	0	1	3	0	4/4	2/2	0/0	28:27
@ATL	26	14	4	10	0	49	279	5.7	18	95	5.3	31	18	184	1	0	0	0	0	0	9	121	4	194	48.8	1	0	3	38	2	47	1	1	0	2/2	4/4	0/0	24:23
SF	46	28	9	17	2	68	465	6.8	27	116	4.3	41	29	349	5	0	0	0	2	1	5	50	1	45	45.0	2	37	5	155	1	3	1	5	0	4/4	2/2	0/2	31:23
IND	34	27	7	18	2	63	424	6.7	33	117	3.5	30	29	307	4	0	0	0	0	0	6	52	2	87	43.5	3	29	0	0	0	0	0	4	0	4/4	2/2	0/0	36:22
@TEN	38	23	5	16	2	66	377	5.7	23	102	4.4	40	28	275	3	0	3	24	1	0	11	70	5	244	48.8	4	21	5	162	0	0	2	3	0	5/5	1/1	0/0	31:04
@CAR	42	25	6	16	3	67	379	5.7	35	115	3.3	31	20	264	3	0	1	3	0	0	3	44	6	283	46.5	2	19	0	0	2	14	2	3	1	6/6	0/0	0/0	35:40
Totals	458	347	97	230	20	1011	5982	5.9	405	1738	4.3	581	422	4244	36	6	25	187	9	2	120	1036	60	2770	46.2	40	368	28	676	13	140	12	36	4	48/49	32/36	0/3	32:19

2019 GAME BY GAME OPPONENTS

Game	1st Downs				Offense				Net Rushing				Net Passing				Fumb.		Pen.		Punts			Returns				TDs		PAT		FG		2P		TOP		
	Pts	T	R	Pa	Pe	Att	Yds	Avg	Att	Yds	Avg	Att	C	Yds	TD	Int	Sk	Yds	#	Lst	#	Yds	#	Yds	Avg	P	Yds	KO	Yds	Int	Yds	Ru	Pa	Ret	M/A		M/A	M/A
HOU	28	22	8	12	2	59	414	7.0	23	180	7.8	30	20	234	3	1	6	34	0	0	8	69	4	172	43.0	0	0	1	12	1	2	1	3	0	4/4	0/0	0/0	29:47
@LAR	27	20	7	11	2	61	380	6.2	30	115	3.8	28	19	265	1	0	3	18	1	1	8	65	4	199	49.8	2	42	0	0	1	0	2	1	0	3/3	2/2	0/0	30:21
@SEA	27	26	5	18	3	76	514	6.8	26	108	4.2	50	32	406	2	0	0	0	1	1	7	53	4	165	41.3	3	12	2	47	0	0	2	2	0	3/3	0/0	0/0	31:33
DAL	10	15	4	8	3	54	257	4.8	20	45	2.3	33	22	212	0	1	1	11	2	2	6	64	4	181	45.3	2	14	0	0	1	0	1	0	0	1/1	1/1	0/0	23:56
TB	24	19	5	12	2	55	252	4.6	22	94	4.3	27	15	158	2	0	6	46	1	0	4	30	6	263	43.8	0	0	2	38	1	14	1	2	0	3/3	1/1	0/0	26:33
@JAX	6	11	1	9	1	55	226	4.1	24	75	3.1	29	14	151	0	1	2	12	0	0	2	15	5	244	48.8	1	0	0	0	0	0	0	0	0	0/0	2/2	0/0	26:51
@CHI	25	16	0	16	0	63	252	4.0	7	17	2.4	54	34	235	2	0	2	16	2	2	3	10	7	263	43.8	2	6	4	163	0	0	2	1	2/2	1/1	1/1	22:34	
ARZ	9	10	2	8	0	49	237	4.8	11	40	3.6	34	19	197	0	0	4	23	1	0	5	35	5	238	47.6	1	38	1	0	1	0	0	0	0	0/0	3/3	0/0	22:01
ATL	26	24	9	9	6	70	317	4.5	34	143	4.2	35	20	174	2	1	1	8	0	0	7	48	2	77	38.5	2	33	0	0	0	0	2	0	2/2	4/4	0/0	33:46	
@TB	17	21	2	14	5	61	334	5.5	8	36	4.5	51	30	298	2	4	2	15	1	0	7	55	3	129	43.0	1	7	1	16	0	0	2	0	2/2	1/1	0/0	23:00	
CAR	31	26	6	15	5	68	351	5.1	29	121	4.2	36	23	230	3	0	4	26	2	1	3	25	3	126	42.0	2	0	1	27	1	0	1	3	0	1/3	2/3	0/1	31:33
@ATL	18	27	4	18	5	85	348	4.1	26	89	3.4	50	35	259	2	2	9	53	2	1	4	18	3	87	29.0	2	0	2	76	0	0	2	0	0/1	2/3	0/1	35:27	
SF	48	25	7	15	3	63	516	8.2	24	162	6.8	36	27	354	5	1	3	30	0	0	10	67	3	134	44.7	1	3	1	21	0	0	1	5	0	6/6	2/2	0/0	28:37
IND	7	16	5	8	3	52	205	3.9	17	46	2.7	34	18	159	0	0	1	6	0	0	7	49	6	222	37.0	0	0	1	19	0	0	1	0	1/1	0/0	0/0	23:38	
@TEN	28	17	4	11	2	58	397	6.8	26	149	5.7	27	17	248	3	0	5	24	1	1	6	56	7	299	42.7	3	37	4	83	0	0	1	3	0	4/4	0/0	0/0	28:56
@CAR	10	16	2	13	1	69	329	4.8	18	41	2.3	49	26	288	0	2	2	11	1	1	5	54	7	347	49.6	2	4	1	25	0	0	1	0	1/1	1/1	0/0	24:20	
Totals	341	311	71	197	43	998	5329	5.3	345	1461	4.2	593	381	3668	27	13	51	333	15	10	92	713	73	3146	43.1	24	166	21	566	6	16	12	27	1	33/36	22/24	1/3	27:41

2019 GAME BY GAME STARTERS

OWNER

FOOTBALL

ADMINISTRATION

RECORDS

HISTORY

OFFENSE		WR	LT	LG	C	RG	RT	TE	WR	QB	RB	FB
Date	Opp.	Thomas	Armstead	Peat	McCoy	Warford	Ramczyk	J. Hill	Smith	Brees	Kamara	Ginn (WR)
9/9	HOU	Thomas	Armstead	Peat	McCoy	Warford	Ramczyk	J. Hill	Ginn	Brees	Kamara	Line
9/15	@LAR	Thomas	Armstead	Peat	McCoy	Warford	Ramczyk	J. Hill	Carr	Bridgewater	Kamara	Cook (TE)
9/22	@SEA	Thomas	Armstead	Peat	McCoy	Warford	Ramczyk	Cook	J. Hill (TE)	Bridgewater	Kamara	Murray (RB)
9/29	DAL	Thomas	Armstead	Peat	McCoy	Warford	Ramczyk	Cook	J. Hill	Bridgewater	Kamara	T. Hill (WR)
10/6	TB	Thomas	Armstead	Peat	McCoy	Warford	Ramczyk	Cook	Ginn	Bridgewater	Kamara	Line
10/13	@JAX	Thomas	Armstead	Peat	McCoy	Warford	Ramczyk	Cook	Ginn	Bridgewater	Murray	Carr (WR)
10/20	@CHI	Thomas	Armstead	Peat	McCoy	Warford	Ramczyk	Clapp (Jumbo)	Carr	Brees	Murray	Clapp (Jumbo)
10/27	ARZ	Thomas	Armstead	Peat	McCoy	Warford	Ramczyk	Cook	Ginn	Brees	Murray	Line
11/10	ATL	Thomas	Armstead	Peat	McCoy	Warford	Ramczyk	Cook	Ginn	Brees	Murray	Line
11/17	@TB	Thomas	Armstead	Easton	McCoy	Warford	Ramczyk	J. Hill	Smith	Brees	Murray	Ginn (WR)
11/24	CAR	Smith	Armstead	Easton	McCoy	Warford	Ramczyk	Cook	J. Hill (TE)	Brees	Murray	Vanderlan (TE)
11/28	@ATL	Thomas	Osmeh	Easton	McCoy	Warford	Ramczyk	Cook	Ginn	Brees	Kamara	T. Hill (WR)
12/8	SF	Thomas	Armstead	Easton	McCoy	Warford	Ramczyk	J. Hill	Smith	Brees	Kamara	Ginn (WR)
12/16	IND	Thomas	Armstead	Easton	McCoy	Warford	Ramczyk	J. Hill	Smith	Brees	Murray	T. Hill (TE)
12/22	@TEN	Thomas	Armstead	Easton	McCoy	Clapp	Ramczyk	J. Hill	Harris	Brees	Kamara	T. Hill (TE)
12/29	@CAR	Thomas	Armstead	Peat	McCoy	Warford	Ramczyk	J. Hill	Smith	Brees	Murray	T. Hill (TE)
DEFENSE		LDE	LDT	RDT	RDE	WLB	MLB	SAM	LCB	RCB	SS	FS
Date	Opp.	Jordan	Tuttle	Brown	Davenport	Davis	P.J. Williams (NB)	Klein	Apple	Lattimore	Bell	M. Williams
9/9	HOU	Jordan	Onyemata	Brown	Davenport	Davis	P.J. Williams (NB)	Klein	Apple	Lattimore	Bell	M. Williams
9/15	@LAR	Jordan	Onyemata	Brown	Davenport	Davis	Alonso	Klein	Apple	Lattimore	Bell	M. Williams
9/22	@SEA	Jordan	Onyemata	Brown	Davenport	Davis	P.J. Williams (NB)	Klein	Apple	Lattimore	Bell	M. Williams
9/29	DAL	Jordan	Onyemata	Brown	Davenport	Davis	P.J. Williams (NB)	Klein	Apple	Lattimore	Bell	M. Williams
10/6	TB	Jordan	Onyemata	Brown	Davenport	Davis	P.J. Williams (NB)	Klein	Apple	Lattimore	Bell	M. Williams
10/13	@JAX	Jordan	Onyemata	Brown	Davenport	Davis	P.J. Williams (NB)	Klein	Apple	Lattimore	Bell	M. Williams
10/20	@CHI	Jordan	Onyemata	Brown	Davenport	Davis	Gardner-Johnson (NB)	Klein	Apple	Lattimore	Bell	M. Williams
10/27	ARZ	Jordan	Onyemata	Brown	Davenport	Davis	Gardner-Johnson (NB)	Klein	Apple	Lattimore	Bell	M. Williams
11/10	ATL	Jordan	Onyemata	Brown	Davenport	Davis	Alonso	Klein	Apple	Lattimore	Bell	M. Williams
11/17	@TB	Jordan	Onyemata	Brown	Davenport	Davis	Gardner-Johnson (NB)	Klein	Apple	P.J. Williams	Bell	M. Williams
11/24	CAR	Jordan	Onyemata	Brown	Davenport	Davis	P.J. Williams (NB)	Klein	Apple	Gardner-Johnson	Bell	M. Williams
11/28	@ATL	Jordan	Onyemata	Brown	Davenport	Davis	Alonso	Klein	Apple	Lattimore	Bell	M. Williams
12/8	SF	Jordan	Onyemata	Brown	Davenport	Davis	Robertson	Anthony	Apple	Lattimore	Bell	M. Williams
12/16	IND	Jordan	Onyemata	Brown	Hendrickson	Davis	Te'o	Klein	Apple	Lattimore	Gardner-Johnson	M. Williams
12/22	@TEN	Jordan	Onyemata	Brown	Hendrickson	Davis	Te'o	Klein	Apple	Lattimore	Gardner-Johnson	M. Williams
12/29	@CAR	Jordan	Onyemata	Brown	Hendrickson	Davis	Alonso	Klein	Jenkins	Lattimore	Gardner-Johnson	P.J. Williams

2019 TURNOVER TABLE

Saints Takeaways

Opp	Qtr	Turnover	Spot*	Result
vs. HOU	3	D. Watson intercepted by M. Williams	NO 36	Touchdown
at LAR	2	J. Goff fumble recovered by C. Jordan	NO 13	Downs
at SEA	2	C. Carson fumble returned by V. Bell	SEA 33	Touchdown
vs. DAL	2	J. Witten fumble recovered by V. Bell	NO 47	Punt
vs. DAL	2	E. Elliott fumble recovered by V. Bell	DAL 44	Field Goal
vs. DAL	4	D. Prescott intercepted by M. Williams	NO 13	End of Game
at JAX	3	G. Minshew intercepted by M. Lattimore	NO 40	Field Goal
at CHI	1	A. Miller fumble recovered by V. Bell	CHI 24	Touchdown
at CHI	3	D. Montgomery fumble recovered by A.J. Klein	CHI 29	Missed Field Goal
vs. ATL	4	M. Ryan intercepted by M. Williams	NO 11	Downs
at TB	1	J. Winston intercepted by D. Davis	TB 17	Touchdown
at TB	2	J. Winston intercepted by V. Bell	NO 16	End of Half
at TB	4	J. Winston intercepted returned by M. Williams	NO 45	Touchdown
at TB	4	J. Winston intercepted by P.J. Williams	NO 0	End of Game
vs. CAR	1	R. Gauden muffed punt recovered by J.T. Gray	CAR 27	Touchdown
at ATL	3	M. Ryan intercepted by S. Tuttle	NO 42	Punt
at ATL	4	M. Ryan intercepted by C.J. Gardner-Johnson	NO 43	Field Goal
at ATL	4	M. Ryan fumble recovered by V. Bell	ATL 39	Field Goal
vs. SF	3	J. Garoppolo intercepted by C. Robertson	SF 43	Field Goal
at TEN	4	K. Raymond fumble recovered by C.J. Gardner-Johnson	NO 38	Touchdown
at CAR	2	W. Grier fumble recovered by M. Brown	NO 32	Punt
at CAR	2	W. Grier intercepted and returned by A.J. Klein	CAR 14	Touchdown
at CAR	4	K. Allen intercepted by J. Jenkins	NO -6	End of Game

Saints Takeaway Totals: 23 Takeaways (13 interceptions, 10 fumbles), 70 points (8 TDs, 5 FGs)

Saints Giveaways

Opp	Qtr	Turnover	Spot*	Result
vs. HOU	1	D. Brees intercepted by W. Mercilus	HOU 4	Touchdown
at LAR	1	D. Brees intercepted by J. Johnson	LA 38	Field Goal
at SEA	3	D. Harris muffed punt recovered by C. Barton	NO 33	Downs
vs. DAL	1	T. Bridgewater intercepted by C. Awuzie	Dal 46	Field Goal
vs. TB	1	T. Bridgewater intercepted by S. Bunting	NO 34	Touchdown
vs. ARZ	3	D. Brees intercepted by P. Peterson	ARZ 21	Downs
vs. CAR	4	D. Brees intercepted by T. Boston	50	Touchdown
vs. SF	3	A. Kamara fumble recovered by D. Buckner	NO 20	Touchdown

Opponent Takeaway Totals: 8 Takeaways (6 interceptions, 2 fumbles), 43 points (4 TDs, 2 FGs).

***Spot where the turnover was made**

2019 PARTICIPATION REPORT

Name	9/9 HOU	9/15 @LAR	9/22 @SEA	9/29 DAL	10/6 TB	10/13 @JAX	10/20 @CHI	10/27 ARZ	11/10 ATL	11/17 @TB	11/24 CAR	11/28 @ATL	12/8 SF	12/16 IND	12/22 @TEN	12/29 @CAR	GP-65-DNP-IA
ADAMS, Jerell	XXX	XXX	XXX	XXX	XXX	XXX	XXX	XXX	XXX	XXX	XXX	XXX	XXX	PS	PS	XXX	0-0-0-0
ALONSO, Kiko	PL	PL	ST	PL	PL	PL	PL	PL	ST	PL	PL	ST	IA	IA	IA	ST	13-4-0-3
ANTHONY, Stephone	XXX	XXX	XXX	PL	PL	PL	XXX	PL	PL	PL	PL	PL	ST	PL	PL	PL	12-1-0-0
ANZALONE, Alex	PL	PL	IR	IR	IR	IR	IR	IR	IR	IR	IR	IR	IR	IR	IR	IR	2-0-0-0
APPLE, Eli	ST	ST	ST	ST	ST	ST	ST	ST	ST	ST	ST	ST	ST	ST	ST	IA	15-15-0-1
ARMSTEAD, Terron	ST	ST	ST	ST	ST	ST	ST	ST	ST	ST	ST	IA	ST	ST	ST	ST	15-15-0-1
ARMSTRONG, Ray-Ray	XXX	XXX	PL	PL	PL	PL	PL	XXX	XXX	XXX	XXX	XXX	XXX	XXX	XXX	XXX	5-0-0-0
ARNOLD, Dan	PS	PS	PS	PS	PS	PS	PL	PL	IA	IA	IA	IA	XXX	XXX	XXX	XXX	2-0-0-4
BADEMOSI, Johnson	XXX	XXX	XXX	XXX	XXX	XXX	XXX	PL	PL	PL	PL	PL	PL	IR	IR	IR	6-0-0-0
BARRETT IV, J.T.	XXX	XXX	PS	PS	PS	PS	PS	XXX	XXX	XXX	XXX	XXX	XXX	XXX	XXX	XXX	0-0-0-0
BELL, Vonn	ST	ST	ST	ST	ST	ST	ST	ST	ST	ST	ST	ST	ST	IA	IA	IA	13-13-0-3
BREES, Drew	ST	ST	IA	IA	IA	IA	IA	ST	ST	ST	ST	ST	ST	ST	ST	ST	11-11-0-5
BRIDGEWATER, Teddy	DNP	PL	ST	ST	ST	ST	ST	PL	DNP	DNP	DNP	DNP	DNP	PL	DNP	PL	9-5-7-0
BROWN, Malcom	ST	ST	ST	ST	ST	ST	ST	ST	ST	ST	ST	ST	ST	ST	ST	ST	16-16-0-0
BUTLER, Emmanuel	PS	PS	PS	PS	PS	PS	PS	PS	PS	PS	PS	PS	PS	PS	PS	PS	0-0-0-0
CARR, Austin	IA	IA	ST	PL	PL	PL	ST	ST	IA	IA	IR	IR	IR	IR	IR	IR	6-3-0-4
CLAPP, Will	PL	PL	PL	IA	PL	PL	IA	ST	PL	PL	PL	PL	IA	PL	ST	PL	14-3-0-2
COOK, Jared	PL	PL	ST	ST	ST	ST	IA	IA	ST	PL	ST	PL	PL	PL	PL	PL	14-7-0-1
CRAWLEY, Ken	IA	IA	IA	IA	IA	IA	IA	PL	XXX	XXX	XXX	XXX	XXX	XXX	XXX	XXX	1-0-0-7
DALTON, Jalen	XXX	XXX	XXX	XXX	XXX	XXX	XXX	XXX	XXX	XXX	XXX	XXX	XXX	XXX	PS	PS	0-0-0-0
DAVENPORT, Marcus	ST	ST	ST	ST	ST	ST	ST	ST	ST	ST	ST	ST	ST	IR	IR	IR	13-13-0-0
DAVIS, Demario	ST	ST	ST	ST	ST	ST	ST	ST	ST	ST	ST	ST	ST	ST	ST	ST	16-16-0-0
DOWELL, Andrew	XXX	XXX	XXX	XXX	XXX	XXX	XXX	XXX	XXX	XXX	PS	PS	PS	PS	PS	PS	0-0-0-0
DUNN, Casey	XXX	XXX	XXX	XXX	XXX	XXX	XXX	XXX	XXX	XXX	XXX	XXX	XXX	XXX	XXX	PS	0-0-0-0
EASTON, Nick	PL	IA	PL	PL	IA	IA	IA	PL	IA	IA	ST	ST	PL	ST	ST	PL	11-6-0-5
EDWARDS JR., Mario	IA	PL	PL	IA	PL	PL	PL	PL	PL	PL	PL	PL	PL	PL	PL	PL	14-0-0-2
ELLISS, Kaden	PL	PL	PL	IR	IR	IR	IR	IR	IR	IR	IR	IR	IR	IR	IR	IR	3-0-0-0
ELSTON, Trae	XXX	XXX	XXX	XXX	XXX	XXX	XXX	PS	PS	PS	XXX	XXX	XXX	XXX	XXX	XXX	0-0-0-0
GARDNER-JOHNSON, C.J.	PL	PL	PL	PL	PL	PL	ST	ST	PL	ST	ST	PL	PL	ST	ST	ST	16-7-0-0
GINN JR., Ted	ST	ST	PL	ST	PL	ST	ST	PL	ST	ST	PL	ST	ST	PL	PL	PL	16-9-0-0
GRANDERSON, Carl	XXX	XXX	IA	PL	PL	PL	PL	IA	IA	IA	IA	IA	PL	PL	PL	PL	8-0-0-6
GRAY, J.T.	PL	PL	PL	PL	PL	PL	PL	PL	PL	PL	PL	PL	PL	PL	PL	PL	16-0-0-0
GREEN, T.J.	PS	PS	PS	PS	PS	PS	PS	PS	PS	PS	PS	PS	PS	PS	PL	XXX	1-0-0-0
GREENIDGE, Ethan	IA	IA	IA	IA	IA	IA	IA	IA	IA	IA	IA	DNP	DNP	IA	IA	IA	1-0-0-14
HAMPTON, Saquan	IA	IA	IA	IA	IA	IA	PL	PL	IA	PL	PL	IA	IA	PL	IR	IR	5-0-0-9
HARDEE SR., Justin	PL	PL	PL	PL	PL	PL	PL	PL	PL	PL	PL	PL	PL	PL	PL	PL	16-0-0-0
HARRIS, Deonte	PL	PL	PL	PL	PL	PL	PL	PL	PL	IA	IA	PL	PL	PL	ST	PL	13-1-0-2
HENDRICKSON, Trey	PL	PL	PL	PL	IA	IA	IA	PL	PL	PL	PL	PL	PL	ST	ST	ST	13-3-0-3
HILL, Josh	ST	ST	ST	PL	ST	PL	PL	ST	PL	ST	ST	PL	ST	ST	ST	ST	16-11-0-0
HILL, Taysom	PL	PL	PL	PL	ST	PL	PL	PL	PL	PL	PL	ST	ST	ST	ST	ST	16-5-0-0
HOGAN, Krishawn	XXX	XXX	PS	PS	PS	PS	PS	PL	PL	PL	PL	PL	PL	PL	PL	IR	8-0-0-0
HUMPHREY, Lil'Jordan	PS	PS	PL	PL	IA	IA	PL	XXX	PS	PS	PS	PS	PS	PS	PS	PL	4-0-0-2
JENKINS, Janoris	XXX	XXX	XXX	XXX	XXX	XXX	XXX	XXX	XXX	XXX	XXX	XXX	XXX	XXX	PL	ST	2-1-0-0
JOHNSON, Chris	XXX	XXX	XXX	XXX	XXX	XXX	XXX	XXX	XXX	XXX	XXX	XXX	XXX	XXX	PS	PS	0-0-0-0
JORDAN, Cameron	ST	ST	ST	ST	ST	ST	ST	ST	ST	ST	ST	ST	ST	ST	ST	ST	16-16-0-0
KAMARA, Alvin	ST	ST	ST	ST	ST	ST	IA	IA	PL	PL	PL	ST	ST	PL	ST	PL	14-9-0-2
KELLY II, Derrick	PS	PS	PS	PS	PS	PS	PS	PS	PS	PS	PS	PS	PS	PS	PS	PS	0-0-0-0
KIRKWOOD, Keith	PL	DNP	IR	IR	IR	IR	IR	IR	IR	IR	IR	IR	IR	IR	IR	IR	1-0-1-0

2019 PARTICIPATION REPORT

Name	9/9 HOU	9/15 @LAR	9/22 @SEA	9/29 DAL	10/6 TB	10/13 @JAX	10/20 @CHI	10/27 ARZ	11/10 ATL	11/17 @TB	11/24 CAR	11/28 @ATL	12/8 SF	12/16 IND	12/22 @TEN	12/29 @CAR	GP-GS-DNP-IA
KLEIN, A.J.	ST	ST	ST	ST	ST	ST	ST	ST	ST	ST	IA	ST	IA	ST	ST	ST	15-15-0-1
LATTIMORE, Marshon	ST	ST	ST	ST	ST	ST	ST	ST	ST	IA	IA	ST	ST	ST	ST	ST	14-14-0-2
LEGLUE, John	PS	PS	PS	PS	PS	PS	PS	PS	PS	PS	PS	PS	PS	PS	XXX	XXX	0-0-0-0
LINE, Zach	PL	ST	PL	PL	PL	ST	PL	PL	ST	PL	IA	IA	IA	PL	PL	IA	12-3-0-4
LOEWEN, Mitchell	PL	PS	PS	PS	PS	PS	PS	PS	PS	PS	PS	PS	PS	PS	PS	PS	1-0-0-0
LUTZ, Wil	PL	PL	PL	PL	PL	PL	PL	PL	PL	PL	PL	PL	PL	PL	PL	PL	16-0-0-0
MACK, Alizé	PS	PS	XXX	XXX	XXX	XXX	XXX	XXX	XXX	XXX	XXX	XXX	XXX	XXX	XXX	XXX	0-0-0-0
McCOY, Erik	ST	ST	ST	ST	ST	ST	ST	ST	ST	ST	ST	ST	ST	ST	ST	ST	16-16-0-0
MIZZELL SR., Taquan	PS	PS	PS	PS	PS	PS	PS	PS	PS	PS	PS	PS	PS	PS	PS	PS	0-0-0-0
MORSTEAD, Thomas	PL	PL	PL	PL	PL	PL	PL	PL	PL	PL	PL	PL	PL	PL	PL	PL	16-0-0-0
MURRAY, Latavius	PL	PL	PL	ST	PL	PL	ST	ST	ST	ST	ST	PL	PL	ST	PL	ST	16-8-0-0
OLA, Michael	XXX	XXX	XXX	XXX	XXX	XXX	XXX	XXX	XXX	XXX	XXX	XXX	PL	IA	PL	XXX	2-0-0-1
OMAMEH, Patrick	DNP	PL	DNP	PL	PL	PL	PL	PL	PL	PL	PL	ST	PL	PL	PL	PL	14-1-2-0
ONYEMATA, David	SUS	ST	ST	ST	ST	ST	ST	ST	ST	ST	ST	ST	ST	ST	ST	ST	15-15-0-0
ORTIZ, Ricky	XXX	XXX	XXX	XXX	XXX	XXX	XXX	XXX	XXX	XXX	PS	PS	XXX	XXX	XXX	PL	1-0-0-0
PEAT, Andrus	ST	ST	ST	ST	ST	ST	ST	ST	ST	IA	IA	IA	IA	IA	IA	ST	10-10-0-6
RAMCZYK, Ryan	ST	ST	ST	ST	ST	ST	ST	ST	ST	ST	ST	ST	ST	ST	ST	ST	16-16-0-0
RANKINS, Sheldon	IA	IA	IA	PL	PL	PL	PL	PL	PL	PL	PL	PL	PL	IR	IR	IR	10-0-0-3
ROBERTSON, Craig	IA	PL	PL	PL	PL	PL	PL	PL	PL	PL	PL	PL	ST	PL	PL	PL	15-1-0-1
ROBINSON, Patrick	PL	PL	PL	PL	PL	PL	PL	IA	IA	PL	PL	IA	IA	IA	PL	PL	11-0-0-5
SMITH, Tre'Quan	ST	PL	IA	IA	PL	IA	IA	IA	PL	ST	ST	PL	ST	ST	PL	ST	11-6-0-5
SPENCE, Noah	XXX	XXX	XXX	XXX	XXX	XXX	XXX	XXX	XXX	XXX	XXX	XXX	XXX	IA	IA	IA	0-0-0-3
STALLWORTH, Taylor	PL	IA	PS	PS	PS	PS	PS	PS	PS	PS	PS	PS	PS	PL	PL	PL	4-0-0-1
SWEARINGER SR., D.J.	XXX	XXX	XXX	XXX	XXX	XXX	XXX	XXX	XXX	XXX	XXX	XXX	XXX	XXX	IA	PL	1-0-0-1
TE'O, Manti	XXX	XXX	XXX	XXX	XXX	XXX	XXX	XXX	XXX	XXX	XXX	XXX	XXX	ST	ST	IA	2-2-0-1
THOMAS, Michael	ST	ST	ST	ST	ST	ST	ST	ST	ST	ST	PL	ST	ST	ST	ST	ST	16-15-0-0
TUTTLE, Shy	ST	PL	PL	PL	PL	PL	PL	PL	PL	PL	PL	PL	PL	PL	PL	PL	16-1-0-0
VANDER LAAN, Jason	XXX	XXX	XXX	XXX	XXX	XXX	XXX	PS	PS	PS	PS	PL	IR	IR	IR	IR	1-0-0-0
WARFORD, Larry	ST	ST	ST	ST	ST	ST	ST	ST	ST	ST	ST	ST	IA	IA	IA	ST	13-13-0-3
WASHINGTON, Dwayne	PL	PL	PL	PL	PL	PL	PL	PL	PL	PL	PL	PL	PL	PL	PL	PL	16-0-0-0
WICK, Cole	XXX	XXX	XXX	XXX	XXX	XXX	XXX	XXX	XXX	XXX	XXX	XXX	XXX	XXX	XXX	PS	0-0-0-0
WILLIAMS, Marcus	ST	ST	ST	ST	ST	ST	ST	ST	ST	ST	ST	ST	ST	ST	ST	IA	15-15-0-1
WILLIAMS, P.J.	ST	ST	PL	ST	ST	ST	SUS	SUS	PL	ST	ST	PL	PL	PL	PL	ST	14-8-0-0
WILLIAMS JR., Terrell	PS	PS	XXX	XXX	XXX	XXX	XXX	XXX	XXX	XXX	XXX	XXX	XXX	XXX	XXX	XXX	0-0-0-0
WOOD, Zach	PL	PL	PL	PL	PL	PL	PL	PL	PL	PL	PL	PL	PL	PL	PL	PL	16-0-0-0
WOZNIAK, Nate	XXX	XXX	XXX	XXX	XXX	XXX	XXX	XXX	XXX	XXX	XXX	XXX	PS	XXX	XXX	XXX	0-0-0-0
ZENNER, Zach	XXX	XXX	XXX	XXX	XXX	XXX	PL	XXX	XXX	XXX	XXX	XXX	XXX	XXX	XXX	XXX	1-0-0-0

DNP = Did Not Play
IA = Inactive
IR = Injured Reserve
PL = Played

PS = Practice Squad
ST = Started
SUS = Suspension
XXX = Not With Team

OWNER
FOOTBALL
ADMINISTRATION
RECORDS
HISTORY

2019 TEAM SUPERLATIVES

SAINTS

CATEGORY	HIGH	LOW
POINTS	46 vs. SF, 12/8/19	9 2x, last vs. ATL, 11/10/19
TOTAL FIRST DOWNS	28 2x, last vs. SF, 12/8/19	14 at ATL, 11/28/19
RUSHING FIRST DOWNS	10 vs. DAL, 9/29/19	2 at LAR, 9/15/19
PASSING FIRST DOWNS	20 vs. ARZ, 10/27/19	9 at SEA, 9/22/19
PENALTY FIRST DOWNS	3 at CAR, 12/29/19	0 5x, last at ATL, 11/28/19
3RD DOWN CONVERSIONS	7 4x, last vs. TB, 10/6/19	2 at ATL, 11/28/19
4TH DOWN CONVERSIONS	2 vs. SF, 12/8/19	0 12x, last at CAR, 12/29/19
TOTAL NET YARDS	510 2x, last vs. ARZ, 10/27/19	244 at LAR, 9/15/19
TOTAL PLAYS	74 at CHI, 10/20/19	49 at ATL, 11/28/19
NET RUSHING YARDS	151 at CHI, 10/20/19	52 vs. ATL, 11/10/19
RUSHING ATTEMPTS	35 2x, last at CAR, 12/29/19	11 vs. ATL, 11/10/19
NET PASSING YARDS	373 vs. ARZ, 10/27/19	149 vs. DAL, 9/29/19
PASS ATTEMPTS	46 vs. ATL, 11/10/19	27 at SEA, 9/22/19
PASS COMPLETIONS	34 vs. ARZ, 10/27/19	18 at ATL, 11/28/19
INTERCEPTIONS	1 6x, last vs. CAR, 11/24/19	0 10x, last at CAR, 12/29/19
TIMES SACKED	6 vs. ATL, 11/10/19	0 7x, last vs. IND, 12/16/19
PUNTS	6 3x, last at CAR, 12/29/19	1 vs. SF, 12/8/19
PENALTIES	12 2x, last vs. CAR, 11/24/19	2 vs. ARZ, 10/27/19
PENALTY YARDS	123 vs. CAR, 11/24/19	15 vs. ARZ, 10/27/19
FUMBLES	2 vs. SF, 12/8/19	0 9x, last at CAR, 12/29/19
FUMBLES LOST	1 vs. SF, 12/8/19	0 13x, last at CAR, 12/29/19
TOUCHDOWNS	6 2x, last at CAR, 12/29/19	0 3x, last vs. ATL, 11/10/19
RUSHING	2 3x, last at CAR, 12/29/19	0 6x, last vs. IND, 12/16/19
PASSING	5 vs. SF, 12/8/19	0 3x, last vs. ATL, 11/10/19
RETURNS	2 at SEA, 9/22/19	0 12x, last at TENN, 12/22/19
TIME OF POSSESSION	37:59 vs. ARZ, 10/27/19	24:23 at ATL, 11/28/19

OPPONENTS

CATEGORY	HIGH	LOW
POINTS	48 vs. SF, 12/8/19	6 at JAX, 10/13/19
TOTAL FIRST DOWNS	27 at ATL, 11/28/19	10 vs. ARZ, 10/27/19
RUSHING FIRST DOWNS	9 vs. ATL, 11/10/19	0 at CHI, 10/20/19
PASSING FIRST DOWNS	18 2x, last at ATL, 11/28/19	8 3x, last vs. IND, 12/16/19
PENALTY FIRST DOWNS	6 vs. ATL, 11/10/19	0 2x, last vs. ARZ, 10/27/19
3RD DOWN CONVERSIONS	7 vs. HOU, 9/9/19	2 2x, last vs. ARZ, 10/27/19
4TH DOWN CONVERSIONS	2 at ATL, 11/28/19	0 6x, last at TENN, 12/22/19
TOTAL NET YARDS	516 vs. SF, 12/8/19	205 vs. IND, 12/16/19
TOTAL PLAYS	85 at ATL, 11/28/19	49 vs. ARZ, 10/27/19
NET RUSHING YARDS	180 vs. HOU, 9/9/19	17 at CHI, 10/20/19
RUSHING ATTEMPTS	34 vs. ATL, 11/10/19	7 at CHI, 10/20/19
NET PASSING YARDS	406 at SEA, 9/22/19	151 at JAX, 10/13/19
PASS ATTEMPTS	54 at CHI, 10/20/19	27 2x, last at TENN, 12/22/19
PASS COMPLETIONS	35 at ATL, 11/28/19	14 at JAX, 10/13/19
INTERCEPTIONS	4 at TB, 11/17/19	0 6x, last vs. IND, 12/16/19
TIMES SACKED	9 at ATL, 11/28/19	0 2x, last vs. DAL, 9/29/19
PUNTS	7 2x, last at CAR, 12/29/19	2 vs. ATL, 11/10/19
PENALTIES	10 vs. SF, 12/8/19	2 at JAX, 10/13/19
PENALTY YARDS	69 vs. HOU, 9/9/19	10 at CHI, 10/20/19
FUMBLES	2 4x, last at ATL, 11/28/19	0 5x, last vs. IND, 12/16/19
FUMBLES LOST	2 2x, last at CHI, 10/20/19	0 7x, last vs. IND, 12/16/19
TOUCHDOWNS	6 vs. SF, 12/8/19	0 2x, last vs. ARZ, 10/27/19
RUSHING	2 2x, last at SEA, 9/22/19	0 6x, last at ATL, 11/28/19
PASSING	5 vs. SF, 12/8/19	0 5x, last at CAR, 12/29/19
RETURNS	1 at CHI, 10/20/19	0 15x, last at CAR, 12/29/19
TIME OF POSSESSION	35:37 vs. ATL, 11/10/19	22:01 vs. ARZ, 10/27/19

2019 INDIVIDUAL SUPERLATIVES

SAINTS

PASS ATTEMPTS	45	Drew Brees	vs. ATL, 11/10/19
PASS COMPLETIONS	34	Drew Brees	vs. HOU, 9/9/19
GROSS PASSING YARDS	373	Drew Brees	vs. ARZ, 10/27/19
COMPLETION PERCENTAGE	96.7%	Drew Brees	vs. IND, 12/16/19
TOUCHDOWN PASSES	5	Drew Brees	vs. SF, 12/8/19
PASSES HAD INTERCEPTED	1	5x, last Drew Brees	vs. CAR, 11/24/19
RUSHING ATTEMPTS	27	Latavius Murray	at CHI, 10/20/19
YARDS RUSHING	119	Latavius Murray	at CHI, 10/20/19
RUSHING TOUCHDOWNS	2	3x, last Alvin Kamara	at CAR, 12/29/19
LONGEST RUN FROM SCRIMMAGE	40	Alvin Kamara	at TENN, 12/22/19
RECEPTIONS	13	Michael Thomas	vs. ATL, 11/10/19
RECEIVING YARDS	182	Michael Thomas	vs. TB, 10/6/19
RECEIVING TOUCHDOWNS	2	3x, last Jared Cook	at TENN, 12/22/19
LONGEST PASS RECEPTION	61-T	Jared Cook	at TENN, 12/22/19
TOTAL YARDS FROM SCRIMMAGE	182	Michael Thomas	vs. TB, 10/6/19
FIELD GOALS	4	3x, last Wil Lutz	at ATL, 11/28/19
LONGEST FIELD GOAL ATTEMPT	58	Wil Lutz	vs. HOU, 9/9/19
LONGEST FIELD GOAL MADE	58	Wil Lutz	vs. HOU, 9/9/19
PUNTS	6	3x, last Thomas Morstead	at CAR, 12/29/19
LONGEST PUNT	64	Thomas Morstead	at SEA, 9/22/19
LONGEST PUNT RETURN	53-TD	Deonte Harris	at SEA, 9/22/19
LONGEST KICKOFF RETURN	51	Deonte Harris	vs. SF, 12/8/19
TACKLES	12	2x, last Vonn Bell	vs. SF, 12/8/19
INTERCEPTIONS	1	13x, last Janoris Jenkins	at CAR, 12/29/19
LONGEST INTERCEPTION RETURN	55-TD	Marcus Williams	at TB, 11/17/19
LONGEST FUMBLE RETURN	33-TD	Vonn Bell	at SEA, 9/22/19

OPPONENTS

PASS ATTEMPTS	54	Mitchell Trubisky	at CHI, 10/20/19
PASS COMPLETIONS	35	Matt Ryan	at ATL, 11/28/19
GROSS PASSING YARDS	406	Russell Wilson	at SEA, 9/22/19
COMPLETION PERCENTAGE	67.8%	Jared Goff	at LAR, 9/15/19
TOUCHDOWN PASSES	4	Jimmy Garoppolo	vs. SF, 12/8/19
PASSES HAD INTERCEPTED	4	Jameis Winston	at TB, 11/17/19
RUSHING ATTEMPTS	20	Brian Hill	vs. ATL, 11/10/19
YARDS RUSHING	83	Carlos Hyde	vs. HOU, 9/9/19
RUSHING TOUCHDOWNS	2	Russell Wilson	at SEA, 9/22/19
LONGEST RUN FROM SCRIMMAGE	49	A.J. Brown	at TENN, 12/22/19
RECEPTIONS	11	Tyler Lockett	at SEA, 9/22/19
RECEIVING YARDS	157	Emmanuel Sanders	vs. SF, 12/8/19
RECEIVING TOUCHDOWNS	2	5x, last Tajae Sharpe	at TENN, 12/22/19
LONGEST PASS RECEPTION	75-T	Emmanuel Sanders	vs. SF, 12/8/19
TOTAL YARDS FROM SCRIMMAGE	157	Emmanuel Sanders	vs. SF, 12/8/19
FIELD GOALS	4	Youngbwo Koo	vs. ATL, 11/10/19
LONGEST FIELD GOAL ATTEMPT	52	Joey Slye	vs. CAR, 11/24/19
LONGEST FIELD GOAL MADE	52	Joey Slye	vs. CAR, 11/24/19
PUNTS	7	2x, last Michael Palardy	at CAR 12/29/19
LONGEST PUNT	66	Johnny Hekker	at LAR, 9/15/19
LONGEST PUNT RETURN	32	JoJo Natson	at LAR, 9/15/19
LONGEST KICKOFF RETURN	102-T	Cordarelle Patterson	at CHI, 10/20/19
TACKLES	18	Bobby Wagner	at SEA, 9/22/19
INTERCEPTIONS	1	6x, last Tre Boston	vs. CAR, 11/24/19
LONGEST INTERCEPTION RETURN	14	Sean Murphy Bunting	vs. TB, 10/6/19

2019

OWNER

FOOTBALL

ADMINISTRATION

RECORDS

HISTORY

JULY

- 18 - Placed DE **Carl Granderson** on Reserve/Did Not Report.
- 23 - Placed DT **Sheldon Rankins** on Reserve/PUP.
- 25 - Signed DB **T.J. Green**, DT **Ziggy Hood** and LB **Josh Martin**, waived/injured DL **Kenny Bigelow Jr.** and waived WR **Chad Hansen**.
- 26 - Placed DL **Kenny Bigelow Jr.** on Injured Reserve.
- 29 - Signed G/T **Patrick Omahiah**, Reached an injury settlement with DL **Kenny Bigelow Jr.** and released WR **Cameron Meredith**.
- 30 - Signed WR **Travin Dural** and RB **Robert Kelley**, placed RB **Javorius Allen** on Injured Reserve and waived/injured DB **Chris Campbell**.
- 31 - Placed DB **Chris Campbell** on Injured Reserve.

AUGUST

- 1 - Re-signed TE **Jake Powell** and waived QB **J.T. Barrett**.
- 3 - Signed RB **Jacquizz Rodgers** and waived/injured RB **Robert Kelley**.
- 4 - Placed RB **Robert Kelley** on Injured Reserve.
- 5 - Reached an injury settlement with RB **Robert Kelley**.
- 7 - Signed TE **A.J. Derby** and waived OL **Nate Wozniak**.
- 8 - Waived/injured RB **Matthew Dayes** and signed RB **Kerwynn Williams**.
- 9 - Reached an injury settlement with RB **Javorius Allen** and placed RB **Matthew Dayes** on Injured Reserve.
- 10 - Waived TE **Jake Powell**, Terminated Contract/Left Squad WR **Rishard Matthews** and placed OL **Ulrick John** on Injured Reserve.
- 12 - Signed T **Chris Clark** and FB **Shane Smith**.
- 14 - Signed LB **Drew Lewis**.
- 15 - Reached an Injury Settlement with T **Ulrick John**.
- 21 - Placed T **Chris Clark** on Injured Reserve. Waived LS **Nick Moore**. Signed OL **Wil Compton** and OL **Fisayo Awolaja**.
- 22 - Reached an Injury Settlement with DB **Chris Campbell**.
- 29 - Reached an injury settlement with T **Chris Clark** and placed TE **Garrett Griffin** on Injured Reserve.
- 30 - Signed T **Jermion Bushrod**. Placed LBs **Will Compton**, **Colton Jumper** and **Josh Martin** on Injured Reserve. Terminated the contracts of TE **A.J. Derby**, DL **Geneo Grissom**, G/C **Ryan Groy**, RB **Jacquizz Rodgers**, CB **Kayvon Webster** and RB **Kerwynn Williams**. Waived OL **Fisayo Awolaja**, WRs **Simmie Cobbs Jr.**, **Travin Dural** and **Cyril Grayson Jr.**, DL **Corbin Kaufusi**, LBs **Drew Lewis** and **Darnell Sankey** and FB **Shane Smith**. Traded DL **Devaroe Lawrence** to Cleveland in exchange for future considerations.
- 31 - DT **David Onyemata** placed on Reserve/Suspended by Commissioner. Placed T **Jermion Bushrod** on Reserve/Retired. Placed T/G **Marshall Newhouse**, CB/PR **Marcus Sherels** and

C/G **Cameron Tom** on Injured Reserve. Terminated the contracts of S **Chris Banjo**, FB **Michael Burton**, DT **Ziggy Hood**, T **Michael Ola** and DL **Sylvester Williams**. Waived TE **Dan Arnold**, WR **Emmanuel Butler**, DB **T.J. Green**, LB **Porter Gustin**, OL **Derrick Kelly II**, WR **Lil' Jordan Humphrey**, TE **Alize' Mack**, RB **Devine Ozigbo** and DB **Terrell Williams**. Reinstated/Exempt/Commissioner Permission DE **Carl Granderson**.

SEPTEMBER

- 1 - Acquired LB **Kiko Alonso** from Miami in exchange for LB **Vince Biegel**. Reached injury settlements with T/G **Marshall Newhouse** and CB/PR **Marcus Sherels**. Agreed to terms with TE **Dan Arnold**, WR **Emmanuel Butler**, DB **T.J. Green**, WR **Lil' Jordan Humphrey**, OL **Derrick Kelly II**, OL **John Leglue**, DL **Mitchell Loewen**, TE **Alize' Mack**, RB **Taquan Mizzell** and DB **Terrell Williams Jr.** on practice squad contracts.
- 5 - Reached injury settlement with LB **Will Compton**.
- 9 - Signed DL **Mitchell Loewen** to the active roster from the practice squad. Terminated the contract of DL **Wes Horton**.
- 10 - Reached an injury settlement with RB **Matthew Dayes** and waived DL **Mitchell Loewen**. DT **David Onyemata** reinstated by commissioner.
- 12 - Re-signed DL **Mitchell Loewen** to the practice squad.
- 16 - Placed LB **Alex Anzalone** on Injured Reserve and reinstated DE **Carl Granderson** from Commissioner/Exempt.
- 18 - Signed LB **Ray-Ray Armstrong**. Activated WR **Lil' Jordan Humphrey** from the practice squad. Waived DT **Taylor Stallworth**. Placed WR **Keith Kirkwood** on Injured Reserve. Terminated the practice squad contract of DB **Terrell Williams Jr.**, Signed QB **J.T. Barrett IV** and WR **Krishawn Hogan** to the practice squad.
- 19 - Signed DT **Taylor Stallworth** to the practice squad and terminated the practice squad contract of TE **Alize' Mack**.
- 25 - Signed LB **Stephone Anthony**. Placed LB **Kaden Elliss** on Injured Reserve.

OCTOBER

- 15 - Placed CB **P.J. Williams** on Reserve/Suspended.
- 16 - Terminated the contract of LB **Stephone Anthony**. Signed TE **Brian Parker** and RB **Zach Zenner**.
- 19 - Signed TE **Dan Arnold** to the active roster from the practice squad. Waived TE **Brian Parker**.
- 22 - Terminated practice squad contract of QB **J.T. Barrett IV**. Terminated contracts of LB **Ray-Ray Armstrong** and RB **Zach Zenner**.
- 23 - Signed DB **Johnson Bademosi**, re-signed LB **Stephone Anthony** and signed TE **Jason Vander Laan** and DB **Trae Elston** to the practice squad.

- 26 - Signed WR **Krishawn Hogan** to the active roster from the practice squad and waived WR **Lil'Jordan Humphrey**.
- 28 - CB **P.J. Williams** reinstated by Commissioner.
- 29 - Waived CB **Ken Crawley**. Signed WR **Lil'Jordan Humphrey** to the practice squad.

NOVEMBER

- 20 - Terminated the practice squad contract of DB **Trae Elston** and signed LB **Andrew Dowell** to the practice squad.
- 22 - Signed TE **Jason Vander Laan** to 53-man roster off practice squad. Placed WR **Austin Carr** on injured reserve. Signed RB **Ricky Ortiz** to the practice squad.

DECEMBER

- 4 - Signed OL **Nate Wozniak** to the practice squad, Re-signed LB **Manti Te'o**, waived TE **Dan Arnold** and terminated the practice squad contract of FB **Ricky Ortiz**.
- 6 - Re-signed OL **Michael Ola** and placed TE **Jason Vander Laan** on Injured Reserve.
- 12 - Signed DT **T.Y. McGill** and DE **Noah Spence**. Placed DE **Marcus Davenport** and DT **Sheldon Rankins** on Injured Reserve. Terminated practice squad contract of OL **Nate Wozniak**. Signed TE

Jerrell Adams to practice squad.

- 16 - Waived DT **T.Y. McGill** and placed DB **Johnson Bademosi** on Injured Reserve. Signed DB **T.J. Green** and DT **Taylor Stallworth** to the active roster from to the practice squad.
- 18 - Claimed CB **Janoris Jenkins** off of waivers from Giants. Placed DB **Saquan Hampton** on Injured Reserve and signed DB **Chris Johnson** and DL **Jalen Dalton** to practice squad.
- 19 - Signed DB **D.J. Swearinger** and waived DB **T.J. Green**.
- 21 - OL **John Leglue** terminated practice squad contract (signed with Green Bay active roster).
- 26 - Signed DB **DeShawn Shead** and placed WR **Krishawn Hogan** on Injured Reserve. Signed C **Casey Dunn** to the practice squad.
- 27 - Terminated practice squad contract of TE **Jerrell Adams**. Signed TE **Cole Wick** to the practice squad.
- 22 - Activated WR **Ted Ginn Jr.** from Injured Reserve. Waived OL **Cornelius Lucas**.
- 28 - Signed FB **Ricky Ortiz** and signed WR **Lil'Jordan Humphrey** to the active roster from the practice squad. Waived T/G **Michael Ola** and DB **De-Shawn Shead**.
- 31 - Signed WR **Tim White** to the practice squad.

2020

JANUARY

- 6 - Signed WR **Emmanuel Butler**, WR **Tim White**, RB **Taquan Mizzell Sr.**, TE **Mitchell Loewen**, DB **Chris Johnson**, DL **Jalen Dalton**, OL **Derrick Kelly**, LB **Andrew Dowell** and TE **Cole Wick** to reserve/future contracts.
- 16 - Signed WR **Maurice Harris** to a reserve/future contract.
- 27 - Signed WR **Tommylee Lewis** to reserve/future contract.

MARCH

- 19 - Signed DT **David Onyemata** to a three-year contract and agreed to terms with LS **Zach Wood** on a four-year contract.
- 20 - Agreed to terms with G/T **Andrus Peat** on a five-year contract and CB **Justin Hardee Sr.** and FB **Michael Burton** (UFA-Was.) on one-year contracts.
- 21 - Agreed to terms with S **Malcolm Jenkins** (UFA-Phi.) on a four-year contract.
- 22 - Agreed to terms with WR **Emmanuel Sanders** (UFA-SF) on a two-year contract.
- 23 - Agreed to terms with S **D.J. Swearinger** and CB **Deatrick Nichols** on one-year contracts.
- 24 - Re-signed DE **Noah Spence** to a one-year contract.

APRIL

- 2 - Agreed to terms with CB **P.J. Williams**.
- 8 - Re-signed C/G **Cameron Tom**.
- 16 - Re-signed RB **Dwayne Washington**.

- 23 - Re-signed CB **Johnson Bademosi**.
- 26 - Re-signed QB **Taysom Hill** (RFA) to a two-year contract.
- 27 - Agreed to terms with DB **Keith Washington II**, OL **Calvin Throckmorton**, OL **Jordan Steckler**, DL **Malcolm Roach**, OL **Darrin Paulo**, OL **Adrian Magee**, RB **Tony Jones Jr.**, WR **Juwan Johnson**, P **Blake Gillikin**, DB **Tino Ellis**, DE **Gus Cumberlander**, WR **Marquez Callaway** and LB **Joe Bachie**.
- 28 - Agreed to terms with QB **Jameis Winston** (UFA-TB) on a one-year contract.

MAY

- 1 - Agreed to terms with DE **Margus Hunt** on a one-year contract.
- 7 - Agreed to terms with WR **Austin Carr** on a one-year contract.
- 8 - Terminated the contract of G **Larry Warford**.
- 14 - Re-signed T/G **Patrick Omameh**.
- 15 - Signed RB **Ty Montgomery** (UFA-NYJ) and waived TE **Mitchell Loewen**.
- 23 - Agreed to terms with LB **Anthony Chickillo**.
- 26 - Placed DE **Noah Spence** on the Reserve/Non-football injury list.
- 28 - Signed OL **James Hurst** and waived WR **Tim White**.



GAME 1 VS. HOUSTON

SAINTS: 30 TEXANS: 28
MERCEDES-BENZ SUPERDOME
NEW ORLEANS, LA. - 9/9/19
ATTENDANCE: 73,039 TIME: 3:14



GAME NOTES

WR Michael Thomas started a season where he would eventually set the National Football league's single-season receiving record with 10 receptions for 123 yards.

New Orleans won their first season opener since a 2013 opening win over Atlanta.

QB Drew Brees completed 32-of-43 passes for 370 yards, two touchdowns and a 105.8 rating, leading a fourth quarter, six-play, 35-yard drive at the end of the game to set up a game-winning 58-yard field goal by **K Wil Lutz** as time expired.

The New Orleans Saints won their first season opener since 2013 in a 30-28 victory over the Houston Texans. Leading the offense on a late fourth quarter six-play, 35-yard game-winning drive, QB **Drew Brees** completed 32-of-44 passes for 370 yards and two touchdown passes.

Texans QB **Deshaun Watson** led the Houston offense on a seven-play, 94-yard drive that spanned into the second quarter, capped by a 21-yard rushing touchdown by the signal-caller. The Saints got on the scoreboard on the next drive with a 32-yard field goal by **K Wil Lutz**. Houston went into halftime with a commanding 14-3 lead when Watson tossed a two-yard touchdown to WR **Deandre Hopkins**.

Coming out of halftime, New Orleans quickly cut the Houston lead to 14-10 on a 30-

yard rushing touchdown by RB **Latavius Murray**, his first score in a Saints uniform. But Watson then led Houston on a nine-play, 75-yard drive ending with a 16-yard touchdown pass to Hopkins. On New Orleans' final drive of the third quarter, Brees completed a nine-yard touchdown to QB **Taysom Hill**. S **Marcus Williams** then intercepted a pass, setting up a 14-yard TD connection from Brees to WR **Tre'Quan Smith** on the first play of the fourth quarter to give the Saints their first lead of the contest.

Watson connected with Texans WR **Kenny Stills** on a 37-yard touchdown with 37 seconds left to give the Texans a late lead, but Brees drove the Saints down the field for Lutz's game-winning 58-yard field goal.

SAINTS-TEXANS GAME SUMMARY

Houston Texas	0	14	7	7	-	28
New Orleans Saints	0	3	14	13	-	30

Team	Qtr	Time	Play Description (Extra Point) (Drive Info)	V-H
HOU	2	14:13	Watson 21 pass run (Fairbairn kick) (7-94, 3:42)	7-0
NO	2	9:22	Lutz 32 FG (11-65, 4:51)	7-3
HOU	2	1:47	Hopkins 2 pass from Watson (Fairbairn kick) (16-75, 7:35)	14-3
NO	3	12:51	Murray 30 run (Lutz kick) (5-83, 2:09)	14-10
HOU	3	8:20	Hopkins 16 pass from Watson (Fairbairn kick) (9-75, 4:31)	21-10
NO	3	2:39	T. Hill 9 pass from Brees (Lutz kick) (11-75, 5:41)	21-17
NO	4	14:55	Smith 14 pass from Brees (Lutz kick) (4-49, 1:53)	21-24
NO	4	0:50	Lutz 47 FG (8-64, 2:39)	21-27
HOU	4	0:37	Stills 37 pass from Watson (Fairbairn kick) (2-75, 0:13)	28-27
NO	4	0:00	Lutz 58 FG (6-35, 0:37)	28-30

FIELD GOALS (made () and missed)

HOU: None

NO: Lutz (32) 56WL (47) (58)

1

VS. HOUSTON

OWNER

FOOTBALL

ADMINISTRATION

RECORDS

HISTORY

HOUSTON TEXANS										NEW ORLEANS SAINTS									
RUSHING	ATT	YDS	AVG	LG	TD					RUSHING	ATT	YDS	AVG	LG	TD				
Hyde	10	83	8.3	20	0					Kamara	13	97	7.5	28	0				
Johnson	9	57	6.3	32	0					Murray	6	43	7.2	30t	1				
Watson	4	40	10.0	21t	1					T. Hill	2	8	4.0	6	0				
Total	23	180	7.8	32	1					Total	21	148	7.0	30t	1				
PASSING	ATT	CMP	YDS	SK/YD	TD	LG	INT			PASSING	ATT	CMP	YDS	SK/YD	TD	LG	IN		
Watson	30	20	268	6/34	3	54	1			Brees	43	32	370	1/8	2	41	1		
Total	30	20	268	6/34	3	54	1			Total	43	32	370	1/8	2	41	1		
RECEIVING	NO	YDS	AVG	LG	TD					RECEIVING	NO	YDS	AVG	LG	TD				
Hopkins	8	111	13.9	38	2					Thomas	10	123	12.3	24	0				
Johnson	4	33	8.3	13	0					Ginn	7	101	14.4	41	0				
Stills	3	37	12.3	37t	1					Kamara	7	72	10.3	41	0				
Fuller	2	69	34.5	54	0					Cook	2	37	18.5	31	0				
Akins	1	17	17.0	17	0					Smith	2	26	13.0	14t	1				
Hyde	1	2	2.0	2	0					Murray	2	4	2.0	3	0				
Carter	1	-1	-1.0	1	0					T. Hill	1	9	9.0	9t	1				
										J. Hill	1	-2	-2.0	-2	0				
Total	20	268	13.4	54	3					Total	32	370	11.6	41	2				
INT	NO	YDS	AVG	LG	TD					INT	NO	YDS	AVG	LG	TD				
Mercilus	1	2	2.0	2	0					Williams	1	0	0.0	0	0				
Total	1	2	2.0	2	0					Total	1	0	0.0	0	0				
PUNTING	NO	YDS	AVG	TB	I20	LG				PUNTING	NO	YDS	AVG	TB	I20	LG			
Daniel	4	172	43.0	0	1	54				Morstead	2	88	44.0	0	2	53			
Total	4	172	43.0	0	1	54				Total	2	88	44.0	0	2	53			
PT RET	NO	YDS	AVG	FC	LG	TD				PT RET	NO	YDS	AVG	FC	LG	TD			
Carter	0	0	0.0	1	0	0				Harris	3	20	6.7	0	15	0			
Total	0	0	0.0	1	0	0				Total	3	20	6.7	0	15	0			
KO RET	NO	YDS	AVG	FC	LG	TD				KO RET	NO	YDS	AVG	FC	LG	TD			
Carter	1	12	12.0	0	12	0				Harris	2	36	18.0	0	21	0			
Total	1	12	12.0	0	12	0				Total	2	36	18.0	0	21	0			
TEAM STATISTICS										TEAM STATISTICS									
TOTAL FIRST DOWNS						HOU	22	NO	25	FGs-PATs HAD BLOCKED						HOU	0-0	NO	0-0
By Rushing						8	6	Net Punting Avg.						38.0	44.0				
By Passing						12	19	TOTAL RETURN YARDAGE						2	20				
By Penalty						2	0	No. and Yards Punt Returns						0-0	3-20				
3rd DOWN EFFICIENCY						7-13-54%	7-11-64%	No. and Yards Kickoff Returns						1-12	2-36				
4th DOWN EFFICIENCY						1-1-100%	0-0-0%	No. and Yards Interception Returns						1-2	1-0				
TOTAL NET YARDS						414	510	PENALTIES: No.-Yds.						8-69	7-48				
Total Plays						59	65	FUMBLES: No.-Lost						0-0	1-0				
Avg. Per Play						7.0	7.8	TOUCHDOWNS						4	3				
NET YARDS RUSHING						180	148	Rushing						1	1				
Total Rushes						23	21	Passing						3	2				
Avg. Per Play						7.8	7.0	EXTRA POINTS: Made-Att.						4-4	3-3				
Tackles For Loss-Yards						0-0	2-6	Kicking: Made-Att.						4-4	3-3				
NET YARDS PASSING						234	362	FIELD GOALS: Made-Att.						0-0	3-4				
Sacked-Yards Lost						6-34	1-8	RED ZONE EFFICIENCY						2-2-100%	2-4-50%				
Gross Yards						268	370	GOAL-TO-GO EFFICIENCY						1-1-100%	0-0-0%				
PASSING: Att.-Comp.-INT						30-20-1	43-32-1	SAFETIES						0	0				
Avg. Per Play						6.5	8.2	FINAL SCORE						28	30				
KICKOFFS: No.-In EZ-Touchbacks						5-4-3	6-5-5	TIME OF POSSESSION						29:47	30:13				
PUNTS: No.-Avg.						4-43.0	2-44.0												
Had Blocked						0	0												



GAME 2 AT L.A. RAMS

RAMS: 27 SAINTS: 9
LOS ANGELES MEMORIAL COLISEUM
LOS ANGELES, CA. - 9/15/19
ATTENDANCE: 71,460 TIME: 3:09



GAME NOTES

K Wil Lutz booted all three field goal attempts, including a 52-yard kick.

WR Michael Thomas had 10 receptions for 89 yards, leading the Saints in both catches and receiving yardage.

DE Cameron Jordan recorded five solo tackles, one sack and one fumble recovery.

The contest marked the first time New Orleans did not score a touchdown since a 24-6 loss at Houston on November 29, 2015.

The New Orleans Saints had no answer for the balanced Rams offense and defense as they dropped their first game of 2019.

In the first quarter, Los Angeles capitalized on a pick by QB **Drew Brees** on New Orleans' first possession and jumped out to a 3-0 lead on a 24-yard field goal by K **Greg Zuerlein**. New Orleans faced more bad luck on their next drive as Brees suffered a right thumb injury when it collided with Rams DT **Aaron Donald**'s helmet at the end of a failed drive. The injury would sideline Brees for five games and bring **Teddy Bridgewater** into the contest. But the New Orleans defense would hold up as DE **Cameron Jordan** dropped Rams QB **Jared Goff** for an eight-yard loss on third down to force a punt. Following a 34-yard field goal by K **Wil Lutz** at the start of the second quarter, Los Angeles took the lead back when Zuerlein kicked a 22-yard field goal right before halftime.

Following an unsuccessful Rams drive to open up the third quarter, Lutz tied the score again with a 52-yard field goal. When Los Angeles got the ball, they drove 75 yards in nine plays, ending with a four-yard rushing touchdown by RB **Todd Gurley**. QB Bridgewater would be sacked on two straight plays on the next drive, which was followed by a 32-yard punt return that gave Los Angeles a short field ending with a two-yard scoring connection from Goff to WR **Brandin Cooks** to extend the Rams' lead to 20-6.

Bridgewater completed a 28-yard pass to WR **Tre'Quan Smith**, setting up a 42-yard field goal by Lutz with 10:58 left in the contest to cut the deficit to 20-9. Four plays later, Goff and Rams WR **Cooper Kupp** connected on a 66-yard pass play, followed by a one-yard rushing touchdown by the signal-caller to put Los Angeles up 27-9.

SAINTS-RAMS GAME SUMMARY

New Orleans Saints	0	3	3	3	-	9
Los Angeles Rams	3	3	14	7	-	27

Team	Qtr	Time	Play Description (Extra Point) (Drive Info)	V-H
LAR	1	8:42	Zuerlein 24 FG (7-56, 3:43)	0-3
NO	2	11:06	Lutz 34 FG (7-25, 3:15)	3-3
LAR	2	0:03	Zuerlein 22 FG (7-44, 2:36)	3-6
NO	3	9:49	Lutz 52 FG (10-37, 4:16)	6-6
LAR	3	5:39	Gurley 4 run (Zuerlein kick) (9-75, 4:10)	6-13
LAR	3	1:00	Cooks 2 pass from Goff (Zuerlein kick) (5-26, 2:37)	6-20
NO	4	10:58	Lutz 42 FG (9-51, 5:02)	9-20
LAR	4	8:37	Goff 1 run (Zuerlein kick) (4-75, 2:21)	9-27

FIELD GOALS (made () and missed)

NO: Lutz (34) (52) (42)

LAR: Zuerlein (24) (22)

2

@ L.A. RAMS

OWNER
FOOTBALL
ADMINISTRATION
RECORDS
HISTORY

NEW ORLEANS SAINTS							LOS ANGELES RAMS								
RUSHING	ATT	YDS	AVG	LG	TD		RUSHING	ATT	YDS	AVG	LG	TD			
Kamara	13	45	3.5	12	0		Gurley	16	63	3.9	20	1			
Murray	5	7	1.4	4	0		Brown	6	37	6.2	13	0			
Bridgewater	2	5	2.5	4	0		Woods	1	9	9.0	9	0			
							Kupp	1	6	6.0	6	0			
							Cooks	1	2	2.0	2	0			
							Everett	1	0	0.0	0	0			
							Goff	4	-2	-0.5	1t	1			
Total	20	57	2.9	12	0		Total	30	115	3.8	20	2			
PASSING	ATT	CMP	YDS	SK/YD	TD	LG	INT	PASSING	ATT	CMP	YDS	SK/YD	TD	LG	INT
Bridgewater	30	17	165	2/16	0	28	0	Goff	28	19	283	3/18	1	66	0
Brees	5	3	38	0/0	0	19	1								
Total	35	20	203	2/16	0	28	1	Total	28	19	283	3/18	1	66	0
RECEIVING	NO	YDS	AVG	LG	TD			RECEIVING	NO	YDS	AVG	LG	TD		
Thomas	10	89	8.9	19	0			Kupp	5	120	24.0	66	0		
Smith	3	49	16.3	28	0			Cooks	3	74	24.7	57	1		
Cook	2	25	12.5	18	0			Everett	3	21	7.0	11	0		
T. Hill	2	16	8.0	9	0			Gurley	3	4	1.3	9	0		
Murray	1	16	16.0	16	0			Woods	2	33	16.5	19	0		
Kamara	1	15	15.0	15	0			Higbee	2	21	10.5	18	0		
Harris	1	-7	-7.0	-7	0			Brown	1	10	10.0	10	0		
Total	20	203	10.2	28	0			Total	19	283	14.9	66	1		
INT	NO	YDS	AVG	LG	TD			INT	NO	YDS	AVG	LG	TD		
								Johnson	1	0	0.0	0	0		
Total	0	0	0.0	0	0			Total	1	0	0.0	0	0		
PUNTING	NO	YDS	AVG	TB	I20	LG		PUNTING	NO	YDS	AVG	TB	I20	LG	
Morstead	5	244	48.8	0	3	55		Hekker	4	199	49.8	0	0	66	
Total	5	244	48.8	0	3	55		Total	4	199	49.8	0	0	66	
PT RET	NO	YDS	AVG	FC	LG	TD		PT RET	NO	YDS	AVG	FC	LG	TD	
Harris	3	34	11.3	0	19	0		Natson	2	42	21.0	0	32	0	
Total	3	34	11.3	0	19	0		Total	2	42	21.0	0	32	0	
KO RET	NO	YDS	AVG	FC	LG	TD		KO RET	NO	YDS	AVG	FC	LG	TD	
Total	0	0	0.0	0	0	0		Total	0	0	0.0	0	0	0	

TEAM STATISTICS	NO	LAR	TEAM STATISTICS	NO	LAR
TOTAL FIRST DOWNS	15	20	FGs-PATs HAD BLOCKED	0-0	0-0
By Rushing	2	7	Net Punting Avg.	40.4	41.3
By Passing	11	11	TOTAL RETURN YARDAGE	34	42
By Penalty	2	2	No. and Yards Punt Returns	3-34	2-42
3rd DOWN EFFICIENCY	4-13-31%	5-13-38%	No. and Yards Kickoff Returns	0-0	0-0
4th DOWN EFFICIENCY	0-1-0%	0-0-0%	No. and Yards Interception Returns	0-0	1-0
TOTAL NET YARDS	244	380	PENALTIES: No.-Yds.	11-87	8-65
Total Plays	57	61	FUMBLES: No.-Lost	1-0	1-1
Avg. Per Play	4.3	6.2	TOUCHDOWNS	0	3
NET YARDS RUSHING	57	115	Rushing	0	2
Total Rushes	20	30	Passing	0	1
Avg. Per Play	2.9	3.8	EXTRA POINTS: Made-Att.	0-0	3-3
Tackles For Loss-Yards	2-9	1-1	Kicking: Made-Att.	0-0	3-3
NET YARDS PASSING	187	265	FIELD GOALS: Made-Att.	3-3	2-2
Sacked-Yards Lost	2-16	3-18	RED ZONE EFFICIENCY	0-1-0%	3-6-50%
Gross Yards	203	283	GOAL-TO-GO EFFICIENCY	0-0-0%	3-3-100%
PASSING: Att.-Comp.-INT	35-20-1	28-19-0	SAFETIES	0	0
Avg. Per Play	5.1	8.5	FINAL SCORE	9	27
KICKOFFS: No.-In EZ-Touchbacks	4-4-4	6-6-6	TIME OF POSSESSION	29:39	30:21
PUNTS: No.-Avg.	5-48.8	4-49.8			
Had Blocked	0	0			



GAME 3 AT SEATTLE

SAINTS: 33 SEAHAWKS: 27
CENTURYLINK FIELD
SEATTLE, WA. - 9/22/19
ATTENDANCE: 69,005 TIME: 3:09



GAME NOTES

WR/RS Deonte Harris scored the first punt return for a touchdown by a Saint since 2015 with a first quarter 53-yard runback.

Starting in place of an injured Drew Brees, QB Teddy Bridgewater completed 19-of-27 passes for 177 yards with two TDs, zero interceptions and a 112.7 rating, picking up his first win as a starter since 2015.

With S Vonn Bell's 33-yard fumble return for a touchdown, it marked only the third time in team history the Saints scored an offensive, defensive and special teams TD in the same game.

The New Orleans Saints used all three phases—offense, defense and special teams—to win games in 2019, sticking to the script in Week Three at Seattle.

The Saints defense and special teams set the tone early when rookie WR/RS **Deonte Harris** took advantage of a stop on the first possession by returning a punt 53 yards for a touchdown to take an early 7-0 lead. Seattle tied the game late in the first quarter with an eight-yard touchdown pass from QB **Russell Wilson** to WR **Tyler Lockett**. Midway through the second quarter, CB **Eli Apple** forced Seahawks RB **Chris Carson** to fumble and it was picked up and returned by S **Vonn Bell** 33 yards for a touchdown.

DE **Cameron Jordan** and LB **Demario Davis** then changed momentum again, stopping Carson for a one-yard loss on fourth-and-one. Seven plays later, QB **Teddy**

Bridgewater, making his first start of the season in place of an injured Drew Brees, connected with RB **Alvin Kamara** on a 29-yard touchdown with 33 seconds left in the first half. Things continued to click for New Orleans on the first possession of the third quarter as Bridgewater engineered a 12-play, 75-yard drive that ended with a one-yard touchdown pass to WR **Michael Thomas**.

Bridgewater was sharp all day, completing 19 of 27 passes (70.3%) for 177 yards, as he was not sacked or intercepted.

Bridgewater's skill players also enjoyed an impressive afternoon. Thomas had five receptions for 54 yards and one touchdown. Kamara had 161 total yards from scrimmage with 16 carries for 69 yards and one touchdown and a team-best nine receptions for a club-high 92 yards in his most productive day of the season.

SAINTS-SEAHAWKS GAME SUMMARY

New Orleans Saints	7	13	7	6	-	33
Seattle Seahawks	7	0	0	20	-	27

Team	Qtr	Time	Play Description (Extra Point) (Drive Info)	V-H
NO	1	12:06	Harris 53 punt return (Lutz kick)	7-0
SEA	1	2:24	Lockett 8 pass from Wilston (Myers kick) (6-64, 3:28)	7-7
NO	2	6:50	Bell 33 fumble return (kick failed, wl)	13-7
NO	2	0:33	Kamara 29 pass from Bridgewater (Lutz kick) (7-58, 2:00)	20-7
NO	3	7:44	Thomas 1 pass from Bridgewater (Lutz kick) (12-75, 7:16)	27-7
SEA	4	11:51	Wilson 2 run (Myers kick) (10-78, 3:09)	27-14
NO	4	4:19	Kamara 1 run (run failed) (8-28, 5:22)	33-14
SEA	4	2:48	Wilson 8 run (Myers kick) (9-75, 1:31)	33-21
SEA	4	0:00	Dissly 4 pass from Wilson (11-82, 1:42)	33-27

FIELD GOALS (made () and missed)

NO: None

SEA: None

2019 GAME BY GAME REVIEW

3

@ SEATTLE

OWNER

FOOTBALL

ADMINISTRATION

RECORDS

HISTORY

NEW ORLEANS SAINTS								SEATTLE SEAHAWKS							
RUSHING	ATT	YDS	AVG	LG	TD			RUSHING	ATT	YDS	AVG	LG	TD		
Kamara	16	69	4.3	16	1			Carson	12	52	3.5	22	0		
Bridgewater	3	12	4.0	11	0			Wilson	7	51	7.3	18	2		
T. Hill	1	5	5.0	5	0			Prosise	4	5	1.3	2	0		
Murray	2	2	1.0	2	0										
Line	1	0	0.0	0	0										
Total	23	88	3.8	16	1			Total	26	108	4.2	22	2		
PASSING	ATT	CMP	YDS	SK/YD	TD	LG	INT	PASSING	ATT	CMP	YDS	SK/YD	TD	LG	INT
Bridgewater	27	19	177	0/0	2	29	0	Wilson	50	32	406	0/0	2	54	0
Total	27	19	177	0/0	2	29	0	Total	50	32	406	0/0	2	54	0
RECEIVING	NO	YDS	AVG	LG	TD			RECEIVING	NO	YDS	AVG	LG	TD		
Kamara	9	92	10.2	29t	1			Lockett	11	154	14.0	40	1		
Thomas	5	54	10.8	18	1			Dissly	6	62	10.3	25	1		
Ginn	2	15	7.5	10	0			Prosise	5	38	7.6	21	0		
Cook	1	7	7.0	7	0			Brown	3	30	10.0	16	0		
T. Hill	1	5	5.0	5	0			Metcalf	2	67	33.5	54	0		
J. Hill	1	4	4.0	4	0			Turner	2	19	9.5	11	0		
								Moore	1	29	29.0	29	0		
								Vannett	1	9	9.0	9	0		
								Carson	1	-2	-2.0	-2	0		
Total	19	177	9.3	29	2			Total	32	406	12.7	54	2		
INT	NO	YDS	AVG	LG	TD			INT	NO	YDS	AVG	LG	TD		
Total	0	0	0.0	0	0			Total	0	0	0.0	0	0		
PUNTING	NO	YDS	AVG	TB	I20	LG		PUNTING	NO	YDS	AVG	TB	I20	LG	
Morstead	6	324	54.0	0	4	64		Dickson	4	165	41.3	0	1	59	
Total	6	324	54.0	0	4	64		Total	4	165	41.3	0	1	59	
PT RET	NO	YDS	AVG	FC	LG	TD		PT RET	NO	YDS	AVG	FC	LG	TD	
Harris	3	53	17.7	1	53t	1		Lockett	3	12	4.0	1	8	0	
Total	3	53	17.7	1	53t	1		Total	3	12	4.0	0	8	0	
KO RET	NO	YDS	AVG	FC	LG	TD		KO RET	NO	YDS	AVG	FC	LG	TD	
Harris	2	60	30.0	0	32	0		Lockett	2	47	23.5	0	29	0	
Ginn	1	0	0.0	0	0	0									
Washington	0	0	0.0	1	0	0									
Total	3	60	20.0	1	32	0		Total	2	47	23.5	0	29	0	
TEAM STATISTICS				NO				TEAM STATISTICS				NO			
TOTAL FIRST DOWNS				15				FGs-PATs HAD BLOCKED				0-0			
By Rushing				4				Net Punting Avg.				52.0			
By Passing				9				TOTAL RETURN YARDAGE				53			
By Penalty				2				No. and Yards Punt Returns				3-53			
3rd DOWN EFFICIENCY				3-11-27%				No. and Yards Kickoff Returns				3-60			
4th DOWN EFFICIENCY				1-1-100%				No. and Yards Interception Returns				0-0			
TOTAL NET YARDS				265				PENALTIES: No.-Yds.				11-70			
Total Plays				50				FUMBLES: No.-Lost				1-1			
Avg. Per Play				5.3				TOUCHDOWNS				5			
NET YARDS RUSHING				88				Rushing				1			
Total Rushes				23				Passing				2			
Avg. Per Play				3.8				Fumbles				1			
Tackles For Loss-Yards				1-1				Punt Returns				1			
NET YARDS PASSING				177				EXTRA POINTS: Made-Att.				3-5			
Sacked-Yards Lost				0-0				Kicking: Made-Att.				3-4			
Gross Yards				177				Rushing: Made-Att.				0-1			
PASSING: Att.-Comp.-INT				27-19-0				FIELD GOALS: Made-Att.				0-0			
Avg. Per Play				6.6				RED ZONE EFFICIENCY				2-2-100%			
KICKOFFS: No.-In EZ-Touchbacks				6-4-4				GOAL-TO-GO EFFICIENCY				2-2-100%			
PUNTS: No.-Avg.				6-54.0				SAFETIES				0			
Had Blocked				0				FINAL SCORE				33			
								TIME OF POSSESSION				28:27			



GAME 4 VS. DALLAS

SAINTS: 12 COWBOYS: 10
MERCEDES-BENZ SUPERDOME
NEW ORLEANS, LA. - 9/29/19
ATTENDANCE: 73,086 TIME: 2:56



GAME NOTES

The victory gave New Orleans an all-time 13-17 record against the Cowboys, 10-3 since 1998.

K Wil Lutz tied his career-high with four field goals, drilling all four attempts, as the Saints won a contest without scoring a touchdown for the first time since an Oct. 25, 1998 9-3 victory vs. Tampa Bay.

S Vonn Bell led the New Orleans defense with a team-high ten tackles (seven solo), one pass defended, one forced fumble and a career-high two fumble recoveries.

S Marcus Williams sealed the victory when on the last play of the contest he picked off Cowboys QB Dak Prescott.

The New Orleans Saints won their second consecutive game, defeating Dallas on prime time in a contest dominated by dominating defense and special teams. It marked the first time New Orleans won a game without scoring a touchdown since an Oct. 25, 1998 victory over the Tampa Bay Buccaneers.

While the Cowboys took a first quarter 3-0 lead following the interception of a bobbled ball by WR **Ted Ginn Jr.** that led to a field goal by Cowboys K **Brett Maher**, Saints K **Wil Lutz** drilled four-of-four field goals, three in the second quarter and one early in the fourth to provide all of New Orleans' points. The Saints defense also forced a pair of fumbles, both of them recovered by **S Vonn Bell** and intercepted a pass to win the turnover battle 3-1.

RB **Alvin Kamara** and WR **Michael Thomas** kept the chains moving. Kamara car-

ried 17 times for 69 yards and caught three passes for 20 yards. Thomas had a game-high nine receptions for 75 yards.

Saints QB **Teddy Bridgewater** completed 23-of-30 passes for 193 yards. He engineered a 15-play, 67-yard drive that chewed up 9:06 of the clock and included four first down conversions, including a two-yard rush by the steady signal-caller on a crucial third-and-one situation to set up a go-ahead 26-yard field goal by Lutz.

New Orleans had an aggressive defensive approach from the defensive line back to the secondary, led by **S Vonn Bell** who led the team with 10 tackles one pass defended, one forced fumble and both recoveries. DT **David Onyemata** added a quarterback takedown to lead a line that gave up only 45 rushing yards on 20 carries (2.3 avg.).

SAINTS-COWBOYS GAME SUMMARY

Dallas Cowboys	3	0	7	0	-	10
New Orleans Saints	0	9	0	3	-	12

Team	Qtr	Time	Play Description (Extra Point) (Drive Info)	V-H
DAL	1	5:08	Maher 28 FG (9-44, 3:34)	3-0
NO	2	14:55	Lutz 40 FG (9-52, 5:13)	3-6
NO	2	8:42	Lutz 42 FG (7-27, 4:45)	3-6
NO	2	0:00	Lutz 19 FG (8-43, 1:30)	3-9
DAL	3	7:47	Elliott 1 run (Maher kick) (11-84, 5:44)	10-9
NO	4	13:41	Lutz 26 FG (15-67, 9:06)	10-12

FIELD GOALS (made () and missed)

DAL: Maher (28)

NO: Lutz (40) (42) (19) (26)

4

VS. DALLAS

OWNER

FOOTBALL

ADMINISTRATION

RECORDS

HISTORY

DALLAS COWBOYS											NEW ORLEANS SAINTS											
RUSHING	ATT	YDS	AVG	LG	TD						RUSHING	ATT	YDS	AVG	LG	TD						
Elliott	18	35	1.9	6	1						Kamara	17	69	4.1	13	0						
Prescott	1	7	7.0	7	0						T. Hill	2	16	8.0	18	0						
Austin	1	3	3.0	3	0						Murray	4	14	3.5	5	0						
										Harris	1	10	10.0	10	0							
										Bridgewater	3	8	2.7	5	0							
Total	20	45	2.3	7	1						Total	27	117	4.3	18	0						
PASSING	ATT	CMP	YDS	SK/YD	TD	LG	INT				PASSING	ATT	CMP	YDS	SK/YD	TD	LG	INT				
Prescott	33	22	223	1/11	0	35	1				Bridgewater	30	23	193	5/44	0	20	1				
Total	33	22	223	1/11	0	35	1				Total	30	23	193	5/44	0	20	1				
RECEIVING	NO	YDS	AVG	LG	TD						RECEIVING	NO	YDS	AVG	LG	TD						
Elliott	6	30	5.0	9	0						Thomas	9	95	10.6	20	0						
Cooper	5	48	9.6	14	0						J. Hill	3	29	9.7	20	0						
Witten	4	50	12.5	16	0						Cook	3	21	7.0	9	0						
Jarwin	3	49	16.3	35	0						Kamara	3	20	6.7	8	0						
Cobb	3	41	13.7	32	0						Ginn	3	19	6.3	8	0						
Austin	1	5	5.0	5	0						Murray	1	6	6.0	6	0						
										Line	1	3	3.0	3	0							
Total	22	223	10.1	35	0						Total	23	193	8.4	20	0						
INT	NO	YDS	AVG	LG	TD						INT	NO	YDS	AVG	LG	TD						
Awuzie	1	0	0.0	0	0						M. Williams	1	1	1.0	1	0						
Total	1	0	0.0	0	0						Total	1	1	1.0	1	0						
PUNTING	NO	YDS	AVG	TB	I20	LG					PUNTING	NO	YDS	AVG	TB	I20	LG					
Jones	4	181	45.3	1	1	58					Morstead	4	174	43.5	0	2	50					
Total	4	181	45.3	1	1	58					Total	4	174	43.5	0	2	50					
PT RET	NO	YDS	AVG	FC	LG	TD					PT RET	NO	YDS	AVG	FC	LG	TD					
Cobb	1	14	14.0	1	14	0					Harris	1	23	23.0	2	23	0					
Austin	1	0	0.0	0	0																	
Total	2	14	7.0	1	14	0					Total	1	23	23.0	2	23	0					
KO RET	NO	YDS	AVG	FC	LG	TD					KO RET	NO	YDS	AVG	FC	LG	TD					
										Harris	1	29	29.0	0	29	0						
Total	0	0	0.0	0	0	0					Total	1	29	29.0	0	29	0					
TEAM STATISTICS											TEAM STATISTICS											
TOTAL FIRST DOWNS				DAL		NO						FGS-PATS HAD BLOCKED				DAL		NO				
By Rushing				4		10						Net Punting Avg.				34.5		40.0				
By Passing				8		6						TOTAL RETURN YARDAGE				14		24				
By Penalty				3		2						No. and Yards Punt Returns				2-14		1-23				
3rd DOWN EFFICIENCY				4-11-36%		6-14-43%						No. and Yards Kickoff Returns				0-0		1-29				
4th DOWN EFFICIENCY				0-1-0%		0-0-0%						No. and Yards Interception Returns				1-0		1-1				
TOTAL NET YARDS				257		266						PENALTIES: No.-Yds.				6-64		9-80				
Total Plays				54		62						FUMBLES: No.-Lost				2-2		0-0				
Avg. Per Play				4.8		4.3						TOUCHDOWNS				1		0				
NET YARDS RUSHING				45		117						Rushing				1		0				
Total Rushes				20		27						Passing				0		0				
Avg. Per Play				2.3		4.3						EXTRA POINTS: Made-Att.				1-1		0-0				
Tackles For Loss-Yards				2-3		2-3						Kicking: Made-Att.				1-1		0-0				
NET YARDS PASSING				212		149						FIELD GOALS: Made-Att.				1-1		4-4				
Sacked-Yards Lost				1-11		5-44						RED ZONE EFFICIENCY				1-2-50%		0-4-0%				
Gross Yards				223		193						GOAL-TO-GO EFFICIENCY				1-1-100%		0-1-0%				
PASSING: Att.-Comp.-INT				33-22-1		30-23-1						SAFETIES				0		0				
Avg. Per Play				6.2		4.3						FINAL SCORE				10		12				
KICKOFFS: No.-In EZ-Touchbacks				3-3-2		4-4-4						TIME OF POSSESSION				23:56		36:04				
PUNTS: No.-Avg.				4-45.3		4-43.5																
Had Blocked				0		0																



GAME 5 VS. TAMPA BAY



SAINTS: 31 BUCCANEERS: 24
MERCEDES-BENZ SUPERDOME
NEW ORLEANS, LA. - 10/6/19
ATTENDANCE: 73,029 TIME: 3:07

GAME NOTES

The win marks the first time the Saints have posted consecutive wins over Tampa Bay since the series sweep in 2014.

QB Teddy Bridgewater completed 26-of-34 passes for 314 yards with four touchdowns and a 131.2 rating, tying a career-high for scoring throws.

WR Michael Thomas had a game-high 11 receptions for 182 yards with two touchdowns, setting season-highs in both receiving yardage and scoring grabs.

DE Marcus Davenport tied a career-high with two sacks.

The Saints notched their third consecutive victory of the season, scoring touchdowns on their last possession of the second quarter and their first of the third quarter to put the game away, the result of strong contributions from the offense and defense.

New Orleans hit the ground running on a 29-yard field goal by K **Wil Lutz** in the middle of the first quarter, powered by a 34-yard connection between QB **Teddy Bridgewater** and WR **Michael Thomas**. Tampa Bay answered late in the first quarter on QB **Jameis Winston**'s 26-yard touchdown pass to WR **Chris Godwin**. New Orleans would get the lead back on a 14-yard touchdown pass from Bridgewater to Thomas early in the second quarter.

On Tampa Bay's next possession, DE **Marcus Davenport**'s sack/forced fumble helped force a

42-yard field goal. On New Orleans' next possession, TE **Jared Cook** made his first scoring grab as a Saint on a nine-yard catch from Bridgewater with 32 seconds remaining in the first half.

To open the second half, Bridgewater completed a pass for a 42-yard gain to Thomas and two plays later completed a 33-yard scoring throw to WR **Ted Ginn Jr.** to take a 24-10 lead. Tampa Bay got within seven points on their next possession on a 17-play, 75-yard drive that ended with a two-yard run by RB **Peyton Barber**, but early in the fourth quarter, Bridgewater connected with Thomas on a 12-yard score to secure a two-touchdown lead.

Bridgewater completed 26 of 34 (76.5%) passes for 314 yards, four touchdowns and a 131.2 passer rating. Davenport had two sacks to tie a career-high.

SAINTS-BUCCANEERS GAME SUMMARY

Tampa Bay Buccaneers	7	3	7	7	-	24
New Orleans Saints	3	14	7	7	-	31

Team	Qtr	Time	Play Description (Extra Point) (Drive Info)	V-H
NO	1	3:58	Lutz 29 FG (9-53, 4:25)	0-3
TB	1	0:10	Godwin 26 pass from Winston (Gay kick) (2-20, 0:54)	7-3
NO	2	10:13	Thomas 14 pass from Bridgewater (Lutz kick) (9-75, 4:57)	7-10
TB	2	5:33	Gay 42 FG (8-51, 4:40)	10-10
NO	2	0:32	Cook 9 pass from Bridgewater (Lutz kick) (8-75, 5:01)	10-17
NO	3	13:44	Ginn 33 pass from Bridgewater (Lutz kick) (3-75, 1:16)	10-24
TB	3	5:03	Barber 2 run (Gay kick) (17-75, 8:41)	17-24
NO	4	10:37	Thomas 12 pass from Bridgewater (Lutz kick) (13-91, 6:27)	17-31
TB	4	0:13	Godwin 26 pass from Winston (Gay kick) (6-78, 0:57)	24-31

FIELD GOALS (made () and missed)

TB: Gay (42)

NO: Lutz (29)

5

VS. TAMPA BAY

OWNER

FOOTBALL

ADMINISTRATION

RECORDS

HISTORY

TAMPA BAY BUCCANEERS							NEW ORLEANS SAINTS								
RUSHING	ATT	YDS	AVG	LG	TD		RUSHING	ATT	YDS	AVG	LG	TD			
Jones	9	35	3.9	14	0		Kamara	16	62	3.9	16	0			
Barber	8	32	4.0	8	1		Murray	7	28	4.0	12	0			
Miller	1	18	18.0	18	0		T. Hill	2	14	7.0	11	0			
Winston	3	13	4.3	5	0		Bridgewater	5	7	1.4	5	0			
Ogunbowale	1	-4	-4.0	-4	0		Ginn	1	1	1.0	1	0			
Total	22	94	4.3	18	1		Total	31	112	3.6	16	0			
PASSING	ATT	CMP	YDS	SK/YD	TD	LG	INT	PASSING	ATT	CMP	YDS	SK/YD	TD	LG	INT
Winston	27	15	204	6/46	2	26t	0	Bridgewater	34	26	314	0/0	4	42	1
								T. Hill	1	1	18	0/0	0	18	0
								Kamara	1	1	13	0/0	0	13	0
Total	27	15	204	6/46	2	26t	0	Total	36	28	345	0/0	4	42	1
RECEIVING	NO	YDS	AVG	LG	TD			RECEIVING	NO	YDS	AVG	LG	TD		
Godwin	7	125	17.9	26t	2			Thomas	11	182	16.5	42	2		
Ogunbowale	2	27	13.5	16	0			Kamara	6	42	7.0	15	0		
Jones	2	21	10.5	11	0			Cook	4	41	10.3	16	1		
Wilson	1	11	11.0	11	0			J. Hill	3	39	13.0	26	0		
Brate	1	11	11.0	11	0			Ginn	2	35	17.5	33t	1		
Howard	1	10	10.0	10	0			Murray	2	6	3.0	4	0		
Barber	1	-1	-1.0	-1	0										
Total	15	204	13.6	26t	2			Total	28	345	12.3	42	4		
INT	NO	YDS	AVG	LG	TD			INT	NO	YDS	AVG	LG	TD		
Bunting	1	14	14.0	14	0										
Total	1	14	14.0	14	0			Total	0	0	0.0	0	0		
PUNTING	NO	YDS	AVG	TB	I20	LG		PUNTING	NO	YDS	AVG	TB	I20	LG	
Pinion	6	263	43.8	0	2	48		Morstead	3	113	37.7	0	1	41	
Total	6	263	43.8	0	2	48		Total	3	113	37.7	0	1	41	
PT RET	NO	YDS	AVG	FC	LG	TD		PT RET	NO	YDS	AVG	FC	LG	TD	
Wilson	0	0	0.0	3	0	0		Harris	3	8	2.7	1	5	0	
Total	0	0	0.0	3	0	0		Total	3	8	2.7	1	5	0	
KO RET	NO	YDS	AVG	FC	LG	TD		KO RET	NO	YDS	AVG	FC	LG	TD	
Logan	1	19	19.0	0	19	0									
Ogunbowale	1	19	19.0	0	19	0									
Total	2	38	19.0	0	19	0		Total	0	0	0.0	0	0	0	

TEAM STATISTICS				TB	NO	TEAM STATISTICS				TB	NO
TOTAL FIRST DOWNS				19	25	FGs-PATs HAD BLOCKED				0-0	0-0
By Rushing				5	5	Net Punting Avg.				42.5	37.7
By Passing				12	18	TOTAL RETURN YARDAGE				14	8
By Penalty				2	2	No. and Yards Punt Returns				0-0	3-8
3rd DOWN EFFICIENCY				3-11-27%	8-15-53%	No. and Yards Kickoff Returns				2-38	0-0
4th DOWN EFFICIENCY				1-1-100%	1-2-50%	No. and Yards Interception Returns				1-14	0-0
TOTAL NET YARDS				252	457	PENALTIES: No.-Yds.				4-30	6-40
Total Plays				55	67	FUMBLES: No.-Lost				1-0	1-0
Avg. Per Play				4.6	6.8	TOUCHDOWNS				3	4
NET YARDS RUSHING				94	112	Rushing				1	0
Total Rushes				22	31	Passing				2	4
Avg. Per Play				4.3	3.6	EXTRA POINTS: Made-Att.				3-3	4-4
Tackles For Loss-Yards				1-4	0-0	Kicking: Made-Att.				3-3	4-4
NET YARDS PASSING				158	345	FIELD GOALS: Made-Att.				1-1	1-1
Sacked-Yards Lost				6-46	0-0	RED ZONE EFFICIENCY				1-1-100%	3-4-75%
Gross Yards				204	345	GOAL-TO-GO EFFICIENCY				1-1-100%	1-1-100%
PASSING: Att.-Comp.-INT				27-15-0	36-28-1	SAFETIES				0	0
Avg. Per Play				4.8	9.6	FINAL SCORE				24	31
KICKOFFS: No.-In EZ-Touchbacks				5-4-4	6-4-4	TIME OF POSSESSION				26:33	33:27
PUNTS: No.-Avg.				6-43.8	3-37.7						
Had Blocked				0	0						



GAME 6 AT JACKSONVILLE

SAINTS: 13 JAGUARS: 6
TIAA BANK FIELD
JACKSONVILLE, FL. - 10/13/19
ATTENDANCE: 64,341 TIME: 2:52



GAME NOTES

The fourth quarter four-yard touchdown connection between QB Teddy Bridgewater and TE Jared Cook capped a 11-play, 75-yard game-winning drive by the signal-caller.

WR Michael Thomas led the Saints with a game-high eight receptions for a game-high 89 yards.

New Orleans' dominating defensive performance marked the first time the Saints didn't give up a touchdown since a 20-0 shutout of the Miami Dolphins in London on October 1, 2017.

DE Cameron Jordan recorded two sacks to move into a tie with LB Pat Swilling for third place on the club's all-time list for takedowns.

In Week Six, the New Orleans Saints traveled to Jacksonville to face the Jaguars and won by a score of 13-6 at TIAA Bank Field for their fourth straight win.

The New Orleans defense forced Jacksonville to punt on every possession the Jaguars had in the first quarter. On New Orleans' third possession, with QB **Teddy Bridgewater** in control of the offense, the Saints strung together a seven-play, eight-yard drive on the strength of a 13-yard completion to TE **Jared Cook**, culminating in K **Wil Lutz** converting a 47-yard field goal attempt through the uprights for a 3-0 Saints lead.

In the second quarter Jaguars QB **Gardner Minshew** connected with WR **D.J. Chark** and RB **Leonard Fournette**, both former LSU standouts, for two first down throws apiece, en route to Jacksonville's 13-play, 66-yard, scoring

drive. Jaguars K **Josh Lambo** converted a 22-yard field goal attempt and tied the game 3-3, where the score would stay going into halftime.

On the Jaguars' opening drive of the second half, CB **Marshon Lattimore** intercepted Minshew at the Saints 40-yard line. Once New Orleans got the ball, WR **Ted Ginn Jr.** (one) and RB **Latavius Murray** (two) converted rushing first downs, advancing as far as the Jaguars three-yard line. But ultimately the Saints settled for a field goal. Lutz converted a 21-yard attempt as the Saints retook the lead 6-3. On their next drive, Jacksonville tied the game again as Lambo converted a 32-yard field goal.

The Saints then responded on the ensuing drive with Bridgewater connecting with Cook on a four-yard touchdown and New Orleans stopping Jacksonville on their final two possessions of the contest.

SAINTS-JAGUARS GAME SUMMARY

New Orleans Saints	3	0	3	7	-	13
Jacksonville Jaguars	0	3	3	0	-	6

Team	Qtr	Time	Play Description (Extra Point) (Drive Info)	V-H
NO	1	2:29	Lutz 47 FG (7-8, 2:31)	3-0
JAX	2	2:41	Lambo 22 FG (13-66, 7:04)	3-3
NO	3	8:40	Lutz 21 FG (11-57, 4:49)	6-3
JAX	3	3:11	Lambo 32 FG (10-61, 5:29)	6-6
NO	4	11:49	Cook 4 pass from Bridgewater (Lutz kick) (11-75, 6:22)	13-6

FIELD GOALS (made () and missed)

NO: Lutz (47) (21)

JAX: Lambo (22) (32)

6

@ JACKSONVILLE

OWNER

FOOTBALL

ADMINISTRATION

RECORDS

HISTORY

NEW ORLEANS SAINTS							JACKSONVILLE JAGUARS								
RUSHING	ATT	YDS	AVG	LG	TD		RUSHING	ATT	YDS	AVG	LG	TD			
Murray	8	44	5.5	15	0		Fournette	20	72	3.6	16	0			
Kamara	11	31	2.8	7	0		Minshew	2	1	0.5	2	0			
T. Hill	3	17	5.7	19	0		Lee	1	1	1.0	1	0			
Ginn	1	12	12.0	12	0		Armstead	1	1	1.0	1	0			
Edwards	3	0	0.0	2	0										
Total	26	104	4.0	19	0		Total	24	75	3.1	16	0			
PASSING	ATT	CMP	YDS	SK/YD	TD	LG	INT	PASSING	ATT	CMP	YDS	SK/YD	TD	LG	INT
Bridgewater	36	24	240	3/18	1	27	0	Minshew	29	14	163	2/12	0	23	1
Total	36	24	240	3/18	1	27	0	Total	29	14	163	2/12	0	23	1
RECEIVING	NO	YDS	AVG	LG	TD			RECEIVING	NO	YDS	AVG	LG	TD		
Thomas	8	89	11.1	26	0			Fournette	6	46	7.7	10	0		
Kamara	7	35	5.0	14	0			Westbrook	3	53	17.7	23	0		
Cook	3	37	12.3	20	1			Chark	3	43	14.3	22	0		
Murray	3	35	11.7	17	0			DeValve	1	16	16.0	16	0		
Ginn	2	36	18.0	27	0			Swaim	1	5	5.0	5	0		
J. Hill	1	8	8.0	8	0										
Total	24	240	10.0	27	1			Total	14	163	11.6	23	0		
INT	NO	YDS	AVG	LG	TD			INT	NO	YDS	AVG	LG	TD		
Lattimore	1	0	0.0	0	0										
Total	1	0	0.0	0	0			Total	0	0	0.0	0	0		
PUNTING	NO	YDS	AVG	TB	I20	LG		PUNTING	NO	YDS	AVG	TB	I20	LG	
Morstead	6	251	41.8	0	5	51		Cooke	5	244	48.8	0	2	61	
Total	6	251	41.8	0	5	51		Total	5	244	48.8	0	2	61	
PT RET	NO	YDS	AVG	FC	LG	TD		PT RET	NO	YDS	AVG	FC	LG	TD	
Harris	2	12	6.0	2	9	0		Westbrook	1	0	0.0	0	0	0	
Total	2	12	6.0	2	9	0		Total	1	0	0.0	0	0	0	
KO RET	NO	YDS	AVG	FC	LG	TD		KO RET	NO	YDS	AVG	FC	LG	TD	
Harris	1	21	21.0	0	21	0									
Total	1	21	21.0	0	21	0		Total	0	0	0.0	0	0	0	

TEAM STATISTICS				NO	JAX	TEAM STATISTICS				NO	JAX
TOTAL FIRST DOWNS				18	11	FGs-PATs HAD BLOCKED				0-0	0-0
By Rushing				6	1	Net Punting Avg.				41.8	46.4
By Passing				12	9	TOTAL RETURN YARDAGE				12	0
By Penalty				0	1	No. and Yards Punt Returns				2-12	1-0
3rd DOWN EFFICIENCY				5-13-38%	4-14-29%	No. and Yards Kickoff Returns				1-21	0-0
4th DOWN EFFICIENCY				0-0-0%	0-1-0%	No. and Yards Interception Returns				1-0	0-0
TOTAL NET YARDS				326	226	PENALTIES: No.-Yds.				3-35	2-15
Total Plays				65	55	FUMBLES: No.-Lost				1-0	0-0
Avg. Per Play				5.0	4.1	TOUCHDOWNS				1	0
NET YARDS RUSHING				104	75	Rushing				0	0
Total Rushes				26	24	Passing				1	0
Avg. Per Play				4.0	3.1	EXTRA POINTS: Made-Att.				1-1	0-0
Tackles For Loss-Yards				3-10	0-0	Kicking: Made-Att.				1-1	0-0
NET YARDS PASSING				222	151	FIELD GOALS: Made-Att.				2-2	2-2
Sacked-Yards Lost				3-18	2-12	RED ZONE EFFICIENCY				1-3-33%	0-2-0%
Gross Yards				240	163	GOAL-TO-GO EFFICIENCY				1-3-33%	0-1-0%
PASSING: Att.-Comp.-INT				36-24-0	29-14-1	SAFETIES				0	0
Avg. Per Play				5.7	4.9	FINAL SCORE				13	6
KICKOFFS: No.-In EZ-Touchbacks				4-4-4	3-2-2	TIME OF POSSESSION				33:09	26:51
PUNTS: No.-Avg.				6-41.8	5-48.8						
Had Blocked				0	0						



GAME 7 AT CHICAGO

SAINTS: 36 BEARS: 25
SOLDIER FIELD
CHICAGO, IL - 10/20/19
ATTENDANCE: 62,306 TIME: 3:28



GAME NOTES

DB J.T. Gray recorded his first career blocked punt following Chicago's first possession which resulted in a safety.

RB Latavius Murray, carried a career-high 27 times for 119 yards and two touchdowns and caught five passes for 31 yards for 150 total yards from scrimmage.

K Wil Lutz's second quarter 39-yard field goal was his NFL-record 35th straight on the road.

Riding the legs of RB **Latavius Murray**, two takeaways and a blocked punt resulting in a safety, the New Orleans Saints extended their winning streak to five with a road victory at Chicago.

Murray finished with 150 yards from scrimmage and two touchdowns. QB **Teddy Bridgewater** completed 23 of 38 passes for 281 yards with two TDs, while WR **Michael Thomas** finished with nine grabs for a game-high 131 yards.

LB **A.J. Klein** and S **Vonn Bell** made the biggest defensive plays of the game. Bell forced a first quarter fumble that he recovered, setting up Bridgewater's scoring throw to **Josh Hill**, posting a team-high eight stops to headline a dominating run defense that gave up only 17 yards on seven carries (2.4 avg.). Klein punched

out a ball in the third quarter that was recovered by S **Marcus Williams**.

The contest started with New Orleans forcing a three-and-out and S **J.T. Gray** blocking the punt, which resulted in a safety.

After New Orleans built up a 9-0 lead, the Bears took the 10-9 second quarter edge on a kickoff return for a touchdown and a field goal, but K **Wil Lutz** drilled a 39-yard kick to give the Saints a 12-10 halftime lead. The Saints got the ball coming out of halftime and Bridgewater engineered a six-play, 75-yard drive that ended with a three-yard rushing touchdown by Murray.

New Orleans then forced a turnover and a **Cameron Jordan** sack forced a punt, leading to the third quarter drive where Bridgewater and **Taysom Hill** connected on a quarterback-to-quarterback touchdown.

SAINTS-BEARS GAME SUMMARY

New Orleans Saints	9	3	14	10	-	36
Chicago Bears	7	3	0	15	-	25

Team	Qtr	Time	Play Description (Extra Point) (Drive Info)	V-H
NO	1	13:29	Penalty on O'Donnell enforced in end zone for a safety	2-0
NO	1	3:14	J. Hill 7 pass from Bridgewater (Lutz kick) (5-24, 2:09)	9-0
CHI	1	2:59	Patterson 102 kickoff return (Pineiro kick)	9-7
CHI	2	11:33	Pineiro 46 FG (11-39, 4:48)	9-10
NO	2	6:31	Lutz 39 FG (12-52, 5:02)	12-10
NO	3	12:00	Murray 3 run (Lutz kick) (6-75, 3:00)	19-10
NO	3	2:55	T. Hill 4 pass from Bridgewater (Lutz kick) (11-76, 5:33)	26-10
NO	4	12:45	Lutz 30 FG (9-38, 3:59)	29-10
NO	4	4:33	Murray 4 run (Lutz kick) (7-55, 4:45)	36-10
CHI	4	2:31	Robinson 7 pass from Trubisky (Trubisky-Shaheen pass) (10-75, 2:02)	36-18
CHI	4	0:48	Wims 6 pass from Trubisky (Pineiro kick) (9-57, 1:43)	36-25

FIELD GOALS (made () and missed)

NO: Lutz (39) 42WR 52SH (30)

CHI: Pineiro (46)

7

@ CHICAGO

OWNER

FOOTBALL

ADMINISTRATION

RECORDS

HISTORY

NEW ORLEANS SAINTS							CHICAGO BEARS								
RUSHING	ATT	YDS	AVG	LG	TD		RUSHING	ATT	YDS	AVG	LG	TD			
Murray	27	119	4.4	17	2		Cohen	3	10	3.3	9	0			
T. Hill	2	21	10.5	23	0		Montgomery	2	6	3.0	4	0			
Bridgewater	4	7	1.8	6	0		Patterson	1	2	2.0	2	0			
Line	1	3	3.0	3	0		Miller	1	-1	-1.0	-1	0			
Zenner	1	1	1.0	1	0										
Total	35	151	4.3	23	2		Total	7	17	2.4	9	0			
PASSING	ATT	CMP	YDS	SK/YD	TD	LG	INT	PASSING	ATT	CMP	YDS	SK/YD	TD	LG	INT
Bridgewater	38	23	281	1/8	2	45	0	Trubisky	54	34	251	2/16	2	28	0
Total	38	23	281	1/8	2	45	0	Total	54	34	251	2/16	2	28	0
RECEIVING	NO	YDS	AVG	LG	TD			RECEIVING	NO	YDS	AVG	LG	TD		
Thomas	9	131	14.6	34	0			Robinson	10	87	8.7	17	1		
Murray	5	31	6.2	12	0			Cohen	9	19	2.1	9	0		
J. Hill	3	43	14.3	27	1			Miller	5	64	12.8	28	0		
Ginn	2	48	24.0	45	0			Shaheen	2	24	12.0	18	0		
Line	1	12	12.0	12	0			Patterson	2	21	10.5	11	0		
Zenner	1	6	6.0	6	0			Montgomery	2	13	6.5	10	0		
Washington	1	6	6.0	6	0			Burton	2	11	5.5	8	0		
T. Hill	1	4	4.0	4t	1			Gabriel	1	6	6.0	6	0		
								Wims	1	6	6.0	6t	1		
Total	23	281	12.2	45	2			Total	34	251	7.4	28	2		
INT	NO	YDS	AVG	LG	TD			INT	NO	YDS	AVG	LG	TD		
Total	0	0	0.0	0	0			Total	0	0	0.0	0	0		
PUNTING	NO	YDS	AVG	TB	I20	LG		PUNTING	NO	YDS	AVG	TB	I20	LG	
Morstead	4	169	42.3	0	2	58		O'Donnell	6	263	43.8	0	0	54	
								[BLOCKED]	1	0					
Total	4	169	42.3	0	2	58		Total	7	263	37.6	0	0	54	
PT RET	NO	YDS	AVG	FC	LG	TD		PT RET	NO	YDS	AVG	FC	LG	TD	
Harris	5	46	9.2	0	23	0		Cohen	2	6	3.0	1	10	0	
Total	5	46	9.2	0	23	0		Total	2	6	3.0	1	10	0	
KO RET	NO	YDS	AVG	FC	LG	TD		KO RET	NO	YDS	AVG	FC	LG	TD	
Harris	3	54	18.0	0	32	0		Patterson	4	163	40.8	0	102	0	
Total	3	54	18.0	0	32	0		Total	4	163	40.8	0	102	0	

TEAM STATISTICS	NO	CHI	TEAM STATISTICS	NO	CHI
TOTAL FIRST DOWNS	24	16	FGs-PATs HAD BLOCKED	0-0	0-0
By Rushing	9	0	Net Punting Avg.	40.8	31.0
By Passing	14	16	TOTAL RETURN YARDAGE	46	6
By Penalty	1	0	No. and Yards Punt Returns	5-46	2-6
3rd DOWN EFFICIENCY	7-15-47%	2-12-17%	No. and Yards Kickoff Returns	3-54	4-163
4th DOWN EFFICIENCY	0-0-0%	1-2-50%	No. and Yards Interception Returns	0-0	0-0
TOTAL NET YARDS	424	252	PENALTIES: No.-Yds.	4-35	3-10
Total Plays	74	63	FUMBLES: No.-Lost	0-0	2-1
Avg. Per Play	5.7	4.0	TOUCHDOWNS	4	3
NET YARDS RUSHING	151	17	Rushing	2	0
Total Rushes	35	7	Passing	2	2
Avg. Per Play	4.3	2.4	Kickoff Returns	0	1
Tackles For Loss-Yards	1-2	1-1	EXTRA POINTS: Made-Att.	4-4	3-3
NET YARDS PASSING	273	235	Kicking: Made-Att.	4-4	2-2
Sacked-Yards Lost	1-8	2-16	Passing: Made-Att.	0-0	1-1
Gross Yards	281	251	FIELD GOALS: Made-Att.	2-4	1-1
PASSING: Att.-Comp.-INT	38-23-0	54-34-0	RED ZONE EFFICIENCY	4-6-67%	2-2-100%
Avg. Per Play	7.0	4.2	GOAL-TO-GO EFFICIENCY	4-5-80%	2-2-100%
KICKOFFS: No.-In EZ-Touchbacks	7-5-3	6-2-1	SAFETIES	1	0
PUNTS: No.-Avg.	4-42.3	7-37.6	FINAL SCORE	36	25
Had Blocked	0	1	TIME OF POSSESSION	37:26	22:34



GAME 8 VS. ARIZONA



SAINTS: 31 CARDINALS: 9
MERCEDES-BENZ SUPERDOME
NEW ORLEANS, LA. - 10/27/19
ATTENDANCE: 73,064 TIME: 2:55

GAME NOTES

New Orleans improved to 4-0 at home on the season

QB Drew Brees returned after missing five games with a thumb injury and completed 34-of-43 passes for 373 yards with three TDs and a 116.4 rating.

WR Michael Thomas led the team in receiving with 11 receptions for a game-high 112 yards, including a fourth quarter nine-yard TD.

With a sack for a seven-yard loss for his eighth of 2019, DE Cameron Jordan's eight consecutive seasons of at least 7.5 sacks is the league's longest running streak.

New Orleans RB **Lataavius Murray** rushed for 102 yards and QB **Drew Brees** threw for 373 yards and three touchdowns as the Saints defeated the Cardinals at the Mercedes-Benz Superdome.

Brees enjoyed a triumphant return after missing the prior five contests following right thumb surgery. The Saints defense also remained stout, limiting the Cardinals to 40 yards on the ground while holding an opponent without a touchdown for the second time in three weeks. Following a K **Wil Lutz** missed field goal on the Saint opening drive, the Cardinals opened up the scoring in the contest on a 31-yard field goal by K **Zane Gonzalez**. Lutz then matched Gonzalez at the start of the second quarter with a 26-yard kick. After New Orleans forced a three-and out, Brees led the Saints on a seven-play, 71-yard drive that

ended with an eight-yard touchdown run by Murray. New Orleans made a red zone stop that forced a field goal to allow the Saints to go into halftime up 10-6.

The Saints defense forced an Arizona punt to start the second half, but Brees was then intercepted by Cardinals CB **Patrick Peterson**. However the New Orleans defense stopped a fourth and one attempt from the Cardinals 30 and Brees found Murray for his first career receiving touchdown, followed by a Gonzalez field goal for a 17-9 edge.

Brees and the Saints responded on their next drive leading into the fourth quarter, as the quarterback marched the offense 75 yards on seven plays, finding QB **Taysom Hill** for a five-yard touchdown and a 24-9 lead. Late in the contest Brees and Thomas had their first scoring connection of 2019.

SAINTS-CARDINALS GAME SUMMARY

Arizona Cardinals	3	3	3	0	-	9
New Orleans Saints	0	10	7	14	-	31

Team	Qtr	Time	Play Description (Extra Point) (Drive Info)	V-H
ARZ	1	5:41	Gonzalez 31 FG (6-50, 3:13)	3-0
NO	2	14:13	Lutz 26 FG (12-68, 6:28)	3-3
NO	2	8:59	Murray 8 run (Lutz kick) (7-71, 3:59)	3-10
ARZ	2	5:18	Gonzalez 31 FG (9-51, 3:41)	6-10
NO	3	5:25	Murray 15 pass from Brees (Lutz kick) (5-30, 2:07)	6-17
ARZ	3	1:42	Gonzalez 50 FG (9-43, 3:43)	9-17
NO	4	12:48	T. Hill 5 pass from Brees (Lutz kick) (7-75, 3:54)	9-24
NO	4	5:18	Thomas 9 pass from Brees (Lutz kick) (3-73, 1:245)	9-31

FIELD GOALS (made () and missed)

ARZ: Gonzalez (31) (31) (50)

NO: Lutz 47WL (26)

8

VS. ARIZONA

OWNER

FOOTBALL

ADMINISTRATION


RECORDS

HISTORY

ARIZONA CARDINALS							NEW ORLEANS SAINTS										
RUSHING	ATT	YDS	AVG	LG	TD		RUSHING	ATT	YDS	AVG	LG	TD					
Kirk	1	19	19.0	19	0		Murray	21	102	4.9	28	1					
Murray	2	13	6.5	8	0		Washington	3	38	12.7	31	0					
Edmonds	7	8	1.1	3	0		Line	2	8	4.0	4	0					
Zenner	1	0	0.0	0	0		Bridgewater	2	-2	-1.0	-1	0					
							Thomas	1	-9	-9.0	-9	0					
Total	11	40	3.6	19	0		Total	29	137	4.7	31	1					
PASSING	ATT	CMP	YDS	SK/YD	TD	LG	INT	PASSING	ATT	CMP	YDS	SK/YD	TD	LG	INT		
Murray	33	19	220	3/19	0	47	0	Brees	43	34	373	0/0	3	36	1		
Hundley	1	0	0	1/4	0	0	0										
Total	34	19	220	4/23	0	47	0	Total	43	34	373	0/0	3	36	1		
RECEIVING	NO	YDS	AVG	LG	TD			RECEIVING	NO	YDS	AVG	LG	TD				
Kirk	8	79	9.9	16	0			Thomas	11	112	10.2	28	1				
Clay	3	88	29.3	47	0			Murray	9	55	6.1	15t	1				
Byrd	2	18	9.0	9	0			T. Hill	3	63	21.0	36	1				
Fitzgerald	2	8	4.0	6	0			J. Hill	3	39	13.0	29	0				
Edmonds	2	5	2.5	7	0			Ginn	2	42	21.0	28	0				
Zenner	1	13	13.0	13	0			Arnold	2	25	12.5	19	0				
Williams	1	9	9.0	9	0			Harris	2	17	8.5	9	0				
								Line	1	11	11.0	11	0				
								Carr	1	9	9.0	9	0				
Total	19	220	11.6	47	0			Total	34	373	11.0	36	3				
INT	NO	YDS	AVG	LG	TD			INT	NO	YDS	AVG	LG	TD				
Peterson	1	0	0.0	0	0												
Total	1	0	0.0	0	0			Total	0	0	0.0	0	0				
PUNTING	NO	YDS	AVG	TB	I20	LG		PUNTING	NO	YDS	AVG	TB	I20	LG			
Lee	5	238	47.6	0	1	57		Morstead	2	88	44.0	0	0	50			
Total	5	238	47.6	0	1	57		Total	2	88	44.0	0	0	50			
PT RET	NO	YDS	AVG	FC	LG	TD		PT RET	NO	YDS	AVG	FC	LG	TD			
Cooper	1	8	8.0	1	8	0		Harris	3	17	5.7	2	8	0			
Total	1	8	8.0	1	8	0		Total	3	17	5.7	2	8	0			
KO RET	NO	YDS	AVG	FC	LG	TD		KO RET	NO	YDS	AVG	FC	LG	TD			
Cooper	1	39	39.0	0	39	0											
Total	1	39	39.0	0	39	0		Total	0	0	0.0	0	0	0			
TEAM STATISTICS							ARZ	NO	TEAM STATISTICS							ARZ	NO
TOTAL FIRST DOWNS							10	28	FGs-PATs HAD BLOCKED							0-0	0-0
By Rushing							2	8	Net Punting Avg.							44.2	40.0
By Passing							8	20	TOTAL RETURN YARDAGE							8	17
By Penalty							0	0	No. and Yards Punt Returns							1-8	3-17
3rd DOWN EFFICIENCY							2-12-17%	7-12-58%	No. and Yards Kickoff Returns							1-39	0-0
4th DOWN EFFICIENCY							0-2-0%	0-0-0%	No. and Yards Interception Returns							1-0	0-0
TOTAL NET YARDS							237	510	PENALTIES: No.-Yds.							5-35	2-15
Total Plays							49	72	FUMBLES: No.-Lost							1-0	0-0
Avg. Per Play							4.8	7.1	TOUCHDOWNS							0	4
NET YARDS RUSHING							40	137	Rushing							0	1
Total Rushes							11	29	Passing							0	3
Avg. Per Play							3.6	4.7	EXTRA POINTS: Made-Att.							0-0	4-4
Tackles For Loss-Yards							0-0	3-11	Kicking: Made-Att.							0-0	4-4
NET YARDS PASSING							197	373	FIELD GOALS: Made-Att.							3-3	1-2
Sacked-Yards Lost							4-23	0-0	RED ZONE EFFICIENCY							0-2-0%	4-6-67%
Gross Yards							220	373	GOAL-TO-GO EFFICIENCY							0-0-0%	3-3-100%
PASSING: Att.-Comp.-INT							34-19-0	43-34-1	SAFETIES							0	0
Avg. Per Play							5.2	8.7	FINAL SCORE							9	31
KICKOFFS: No.-In EZ-Touchbacks							4-4-4	6-6-5	TIME OF POSSESSION							22:01	37:59
PUNTS: No.-Avg.							5-47.6	2-44.0									
Had Blocked							0	0									



GAME 9 VS. ATLANTA



FALCONS: 26 SAINTS: 9
MERCEDES-BENZ SUPERDOME
NEW ORLEANS, LA. - 11/10/19
ATTENDANCE: 73,283 TIME: 3:10

GAME NOTES

K Wil Lutz drilled three-of-three field goal attempts as New Orleans was held without a touchdown in the contest. In his four seasons, Lutz, a Georgia native, has never missed a field goal attempt against the Falcons.

LB Demario Davis led New Orleans with 11 tackles (seven solo), one sack for an eight-yard loss and one pass defended.

WR Michael Thomas had 13 receptions for 152 yards. Thomas became the fastest NFL player to 400 receptions in his 56th career game.

In Week Ten, the Saints hosted Atlanta and New Orleans dropped the first meeting in the season series, 26-9, breaking a six-game winning streak.

On the first possession of the game, Falcons QB **Matt Ryan** led the team on a ten-play, 56-yard drive and with the help of 51 rushing yards, K **Younghoe Koo** belted a 37-yard field goal.

On the ensuing possession, Saints QB **Drew Brees** led New Orleans on a ten-play, 64-yard drive that ended with a 29-yard field goal by K **Wil Lutz**. The Falcons then took a 10-3 lead on a 17-play, 75-yard drive that took up eight minutes of clock and ended with an eight-yard touchdown pass from Ryan to TE **Austin Hooper**. Late in the second quarter, the two clubs traded field goals on their final two pos-

sessions and Atlanta went into halftime with a 13-6 lead.

On their second possession of the third quarter, New Orleans advanced to the Atlanta ten-yard line, but then fell victim to an incomplete pass and a sack which forced a 28-yard Lutz field goal. The Atlanta offense then came up strong, chewing up 6:12 of clock on a 13-play, 75-yard drive that ended with a ten-yard touchdown pass from Ryan to Falcons RB **Brian Hill** on the fourth quarter's first play. After a New Orleans punt, Koo tacked on his third field goal midway through the fourth quarter. S **Marcus Williams** gave the Saints new life with an interception with 4:05 left, but New Orleans then turned over on downs with four straight incompletions.

SAINTS-FALCONS GAME SUMMARY

Atlanta Falcons	3	10	0	13	-	26
New Orleans Saints	3	3	3	0	-	9

Team	Qtr	Time	Play Description (Extra Point) (Drive Info)	V-H
ATL	1	9:27	Koo 37 FG (10-56, 5:33)	3-0
NO	1	4:09	Lutz 29 FG (10-64, 5:18)	3-3
ATL	2	11:09	Hooper 8 pass from Ryan (Koo kick) (17-75, 8:00)	10-3
ATL	2	1:31	Koo 36 FG (8-65, 1:17)	13-3
NO	2	0:00	Lutz 47 FG (9-46, 1:31)	13-6
NO	3	6:05	Lutz 28 FG (9-28, 3:19)	13-9
ATL	4	14:53	Hill 10 pass from Ryan (Koo kick) (13-75, 6:12)	20-9
ATL	4	7:27	Koo 48 FG (11-37, 5:04)	23-9
ATL	4	2:32	Koo 30 FG (4-6, 1:01)	26-9

FIELD GOALS (made () and missed)

ATL: Koo (37) (36) (48) (30)

NO: Lutz (29) (47) (28)

9

VS. ATLANTA

OWNER

FOOTBALL

ADMINISTRATION

RECORDS

HISTORY

ATLANTA FALCONS								NEW ORLEANS SAINTS									
RUSHING	ATT	YDS	AVG	LG	TD			RUSHING	ATT	YDS	AVG	LG	TD				
Hill	20	61	3.1	15	0			Kamara	4	24	6.0	8	0				
Freeman	10	38	3.8	12	0			Murray	5	12	2.4	6	0				
Ridley	1	19	19.0	19	0			T. Hill	1	11	11.0	11	0				
Ryan	2	13	6.5	8	0			Ginn	1	5	5.0	5	0				
Barner	1	12	12.0	12	0												
Total	34	143	4.2	19	0			Total	11	52	4.7	11	0				
PASSING	ATT	CMP	YDS	SK/YD	TD	LG	INT	PASSING	ATT	CMP	YDS	SK/YD	TD	LG	INT		
Ryan	35	20	182	1/8	2	54	1	Brees	45	32	287	6/46	0	22	0		
								T. Hill	1	1	17	0/0	0	17	0		
Total	35	20	182	1/8	2	54	1	Total	46	33	304	6/46	0	22	0		
RECEIVING	NO	YDS	AVG	LG	TD			RECEIVING	NO	YDS	AVG	LG	TD				
Gage	4	23	5.8	9	0			Thomas	13	152	11.7	18	0				
Hooper	4	17	4.3	9	1			Kamara	8	50	6.3	14	0				
Jones	3	79	26.3	54	0			Cook	6	74	12.3	22	0				
Ridley	3	28	9.3	15	0			Murray	2	7	3.5	26	0				
Freeman	3	10	3.3	7	0			Line	2	5	2.5	5	0				
Blake	2	15	7.5	11	0			Smith	1	13	13.0	13	0				
Hill	1	10	10.0	10t	0			T. Hill	1	3	3.0	3	0				
Total	20	182	9.1	54	2			Total	33	304	9.2	22	0				
INT	NO	YDS	AVG	LG	TD			INT	NO	YDS	AVG	LG	TD				
								M. Williams	1	0	0.0	0	0				
Total	0	0	0.0	0	0			Total	1	0	0.0	0	0				
PUNTING	NO	YDS	AVG	TB	I20	LG		PUNTING	NO	YDS	AVG	TB	I20	LG			
Allen	2	77	38.5	0	1	40		Morstead	4	192	48.0	0	2	51			
Total	2	77	38.5	0	1	40		Total	4	192	48.0	0	2	51			
PT RET	NO	YDS	AVG	FC	LG	TD		PT RET	NO	YDS	AVG	FC	LG	TD			
Barner	2	33	16.5	0	21	0		Harris	1	19	19.0	1	19	0			
Total	2	33	16.5	0	21	0		Total	1	19	19.0	1	19	0			
KO RET	NO	YDS	AVG	FC	LG	TD		KO RET	NO	YDS	AVG	FC	LG	TD			
								Harris	4	109	27.3	0	46	0			
Total	0	0	0.0	0	0	0		Total	4	109	27.3	0	46	0			
TEAM STATISTICS								ATL	NO	TEAM STATISTICS							
TOTAL FIRST DOWNS				24		18		FGS-PATs HAD BLOCKED				0-0		0-0			
By Rushing				9		4		Net Punting Avg.				29.0		39.8			
By Passing				9		13		TOTAL RETURN YARDAGE				33		19			
By Penalty				6		1		No. and Yards Punt Returns				2-33		1-19			
3rd DOWN EFFICIENCY				6-15-40%		3-12-25%		No. and Yards Kickoff Returns				0-0		4-109			
4th DOWN EFFICIENCY				1-1-100%		0-3-0%		No. and Yards Interception Returns				0-0		1-0			
TOTAL NET YARDS				317		310		PENALTIES: No.-Yds.				7-48		12-90			
Total Plays				70		63		FUMBLES: No.-Lost				0-0		0-0			
Avg. Per Play				4.5		4.9		TOUCHDOWNS				2		0			
NET YARDS RUSHING				143		52		Rushing				0		0			
Total Rushes				34		11		Passing				2		0			
Avg. Per Play				4.2		4.7		EXTRA POINTS: Made-Att.				2-2		0-0			
Tackles For Loss-Yards				2-3		0-0		Kicking: Made-Att.				2-2		0-0			
NET YARDS PASSING				174		258		FIELD GOALS: Made-Att.				4-4		3-3			
Sacked-Yards Lost				1-8		6-46		RED ZONE EFFICIENCY				2-5-40%		0-3-0%			
Gross Yards				182		304		GOAL-TO-GO EFFICIENCY				1-1-100%		0-3-0%			
PASSING: Att.-Comp.-INT				35-20-1		46-33-0		SAFETIES				0		0			
Avg. Per Play				4.8		5.0		FINAL SCORE				26		9			
KICKOFFS: No.-In EZ-Touchbacks				7-6-3		3-3-3		TIME OF POSSESSION				33:46		26:14			
PUNTS: No.-Avg.				2-38.4		4-48.0											
Had Blocked				0		0											



GAME 10 AT TAMPA BAY

SAINTS: 34 BUCCANEERS: 17
RAYMOND JAMES STADIUM
TAMPA, FL - 11/17/19
ATTENDANCE: 54,333 TIME: 3:02



GAME NOTES

RB Alvin Kamara carried 13 times for 75 yards and caught a season-high ten passes for 47 yards for 132 total yards from scrimmage.

QB Drew Brees completed 28-of-35 passes for 228 yards with three touchdowns and a 122.4 passer rating.

S Vonn Bell, LB Demario Davis, S Marcus Williams and CB P.J. Williams recorded one interception apiece, with Marcus Williams returning his pick 55 yards for a TD. In addition to the four picks, the defense surrendered only 36 rushing yards and DE Cameron Jordan posted 1.5 sacks.

After jumping out to a 20-0 advantage, the Saints held off a Buccaneers rally by responding with an interception return for a touchdown to improve to 8-2.

QB **Drew Brees** had another strong outing, posting a 122.4 passer rating by completing 28-of-35 passes for 228 yards and three touchdowns with zero interceptions. He completed 11 of 13 throws in the first quarter - including a 16-yard scoring strike to WR **Michael Thomas**. With a pair of field goals prior to the Brees-Thomas-touchdown connection, New Orleans took a 13-0 lead into the second quarter.

The Saints went ahead by 20 points in the second quarter when Brees found TE **Jared Cook** for a three-yard touchdown pass. Tampa Bay struck for a touchdown when QB **Jameis Winston** connected with RB **Peyton Barber** for a three-yard touchdown to cut the Saints'

lead to 20-7 at halftime.

Receiving the ball first at the start of the third quarter, Winston put together a methodical ten-play, 38-yard drive that ended with a 55-yard field goal by Buccaneers K **Matt Gay**. Brees then led a ten-play, 75-yard drive march that ended with a six yard touchdown pass to WR **Ted Ginn Jr.** Winston backed it up with a 30-yard scoring throw to WR **Chris Godwin** to put Tampa Bay within ten.

The New Orleans defense continued their dominance as S **Marcus Williams** intercepted Winston and returned it 55 yards in the fourth quarter for a touchdown. Tampa Bay got the ball back and Winston led the Buccaneers to the Saints one-one-yard line, where CB **P.J. Williams** picked him off in the end zone to secure the series sweep and New Orleans' third consecutive victory over their division rivals.

SAINTS-BUCCANEERS GAME SUMMARY

New Orleans Saints	13	7	7	7	-	34
Tampa Bay Buccaneers	0	7	10	0	-	17

Team	Qtr	Time	Play Description (Extra Point) (Drive Info)	V-H
NO	1	8:45	Lutz 44 FG (10-60, 6:15)	3-0
NO	1	0:50	Lutz 26 FG (12-68, 7:01)	6-0
NO	1	0:00	Thomas 16 pass from Brees (Lutz kick) (1-16, 0:03)	13-0
NO	2	5:13	Cook 3 pass from Brees (Lutz kick) (13-51, 6:42)	20-0
TB	2	2:42	Barber 6 pass from Winston (Gay kick) (7-75, 2:31)	20-7
TB	3	11:08	Gay 55 FG (10-38, 3:52)	20-10
NO	3	5:27	Ginn 6 pass from Brees (Lutz kick) (10-75, 5:41)	27-10
TB	3	1:22	Godwin 30 pass from Winston (Gay kick) (8-75, 4:05)	27-17
NO	4	5:07	M. Williams 55 interception return (Lutz kick)	34-17

FIELD GOALS (made () and missed)

NO: Lutz (44) (26)

TB: Gay (55)

10

@ TAMPA BAY

OWNER

FOOTBALL

ADMINISTRATION

RECORDS

HISTORY

NEW ORLEANS SAINTS								TAMPA BAY BUCCANEERS							
RUSHING	ATT	YDS	AVG	LG	TD			RUSHING	ATT	YDS	AVG	LG	TD		
Kamara	13	75	5.8	14	0			Winston	2	23	11.5	23	0		
Murray	12	27	2.7	12	0			Jones	4	13	3.3	6	0		
Line	1	5	5.0	5	0			Ogunbowale	2	0	0.0	0	0		
T. Hill	1	2	2.0	2	0										
Brees	3	0	0.0	8	0										
Total	28	109	3.9	14	2			Total	8	36	4.5	23	0		
PASSING	ATT	CMP	YDS	SK/YD	TD	LG	INT	PASSING	ATT	CMP	YDS	SK/YD	TD	LG	INT
Brees	35	28	228	0/0	3	41	0	Winston	51	30	313	2/15	2	48	4
T. Hill	0	0	0	1/9	0	0	0								
Total	35	28	228	1/9	3	41	0	Total	51	30	313	2/15	2	48	4
RECEIVING	NO	YDS	AVG	LG	TD			RECEIVING	NO	YDS	AVG	LG	TD		
Kamara	10	47	4.7	17	0			Brate	10	73	7.3	12	0		
Thomas	8	114	14.3	41	1			Miller	4	71	17.8	8	0		
Cook	2	33	16.5	30	1			Evans	4	69	17.3	27	0		
Ginn	2	14	7.0	8	1			Godwin	3	47	15.7	30t	1		
J. Hill	2	8	4.0	5	0			Ogunbowale	3	10	3.3	4	0		
Murray	2	5	2.5	3	0			Barber	2	11	5.5	6t	1		
Line	1	5	5.0	5	0			Jones	2	1	0.5	4	0		
T. Hill	1	2	2.0	2	0			Perriman	1	20	20.0	20	0		
								Logan	1	11	11.0	11	0		
Total	28	228	8.1	41	3			Total	30	313	10.4	48	2		
INT	NO	YDS	AVG	LG	TD			INT	NO	YDS	AVG	LG	TD		
M. Williams	1	55	55.0	55t	1										
Bell	1	19	19.0	19	0										
Davis	1	1	1.0	1	0										
P.J. Williams	1	0	0.0	0	0										
Total	4	75	18.8	55t	1			Total	0	0	0.0	0	0		
PUNTING	NO	YDS	AVG	TB	I20	LG		PUNTING	NO	YDS	AVG	TB	I20	LG	
Morstead	3	126	42.0	0	2	52		Pinion	3	129	43.0	0	1	46	
Total	3	126	42.0	0	2	52		Total	3	129	43.0	0	1	46	
PT RET	NO	YDS	AVG	FC	LG	TD		PT RET	NO	YDS	AVG	FC	LG	TD	
Kamara	3	32	10.7	0	27	0		Logan	1	7	7.0	1	7	0	
Total	3	32	10.7	0	27	0		Total	1	7	7.0	1	7	0	
KO RET	NO	YDS	AVG	FC	LG	TD		KO RET	NO	YDS	AVG	FC	LG	TD	
T. Hill	1	12	12.0	0	12	0		Logan	1	16	16.0	0	16	0	
Total	1	12	12.0	0	12	0		Total	1	16	16.0	0	16	0	
TEAM STATISTICS								TEAM STATISTICS							
TOTAL FIRST DOWNS				21	21	FGs-PATs HAD BLOCKED				0-0	0-0				
By Rushing				7	2	Net Punting Avg.				39.7	32.3				
By Passing				14	14	TOTAL RETURN YARDAGE				107	7				
By Penalty				0	5	No. and Yards Punt Returns				3-32	1-7				
3rd DOWN EFFICIENCY				7-13-54%	5-13-38%	No. and Yards Kickoff Returns				1-12	1-16				
4th DOWN EFFICIENCY				1-1-100%	0-1-0%	No. and Yards Interception Returns				4-75	0-0				
TOTAL NET YARDS				328	334	PENALTIES: No.-Yds.				9-76	7-55				
Total Plays				64	61	FUMBLES: No.-Lost				1-0	1-0				
Avg. Per Play				5.1	5.5	TOUCHDOWNS				4	2				
NET YARDS RUSHING				109	36	Rushing				0	0				
Total Rushes				28	8	Passing				3	2				
Avg. Per Play				3.9	4.5	Interceptions				1	0				
Tackles For Loss-Yards				1-6	0-0	EXTRA POINTS: Made-Att.				4-4	2-2				
NET YARDS PASSING				219	298	Kicking: Made-Att.				4-4	2-2				
Sacked-Yards Lost				1-9	2-15	FIELD GOALS: Made-Att.				2-2	1-1				
Gross Yards				228	313	RED ZONE EFFICIENCY				3-4-75%	1-2-50%				
PASSING: Att.-Comp.-INT				35-28-0	51-30-4	GOAL-TO-GO EFFICIENCY				2-3-67%	1-2-50%				
Avg. Per Play				6.1	5.6	SAFETIES				0	0				
KICKOFFS: No.-In EZ-Touchbacks				7-7-6	4-4-3	FINAL SCORE				34	17				
PUNTS: No.-Avg.				3-42.0	3-43.0	TIME OF POSSESSION				37:00	23:00				
Had Blocked				0	0										



GAME 11 VS. CAROLINA

SAINTS: 34 PANTHERS: 31
MERCEDES-BENZ SUPERDOME
NEW ORLEANS, LA. - 11/24/19
ATTENDANCE: 73,068 TIME: 3:26



GAME NOTES

QB Drew Brees completed 30-of-39 passes for 311 yards with three touchdowns and a 114.4 rating.

LB Demario Davis had a team-high 11 tackles (nine solo) and one sack.

WR Michael Thomas finished with a game-high ten receptions for 101 yards and a third quarter three-yard TD grab.

K Wil Lutz booted both field goal attempts, including the game-winning 33-yard kick as time expired.

In Week 12, the Saints hosted the Panthers and won at the end of regulation with a 33-yard field goal by **K Wil Lutz**, his second game-winner of 2019 as time expired.

QB **Drew Brees** guided the Saints to a touchdown drive on New Orleans' opening possession when RB **Latavius Murray** scored on a 26-yard rush. After forcing a punt, New Orleans had to punt, but DB **J.T. Gray** recovered a fumble on the play and four plays later, Brees connected with WR **Tre'Quan Smith** for a 13-yard touchdown. Carolina cut the deficit to 14-6 when QB **Kyle Allen** connected with WR **D.J. Moore** on a 51-yard touchdown.

Lutz drilled a 41-yard field goal at the start of the second quarter and then Panthers K **Joey Slye** matched it with a successful kick of identical length. Carolina RB **Christian McCaffrey** then caught a one-yard touchdown from Allen on the last play of the second quarter. But the two-point conversion attempt pass play was incomplete, giving New Orleans a 17-15 half-time lead.

On the Panthers' opening drive of the second half, the Saints forced a punt and upon getting the ball back with Brees connecting to TE **Jared Cook** on a 20-yard touchdown. The Panthers responded with a scoring drive that ended with a 52-yard field goal by Slye. Brees got back to work and engineered a six-play, 75-yard drive that ended with a three-yard touchdown to WR **Michael Thomas**.

The Panthers responded with a four-yard rushing touchdown by McCaffrey, but a missed extra point attempt would prove pivotal in the final score.

SAINTS-PANTHERS GAME SUMMARY

Carolina Panthers	6	9	9	7	-	31
New Orleans Saints	14	3	14	3	-	34

Team	Qtr	Time	Play Description (Extra Point) (Drive Info)	V-H
NO	1	10:39	Murray 26 run (Lutz kick) (7-75, 4:21)	0-7
NO	1	5:12	Smith 13 pass from Brees (Lutz kick) (4-27, 1:30)	0-14
CAR	1	3:08	Moore 51 pass from Allen (kick failed, WR) (4-75, 2:04)	6-14
NO	2	13:34	Lutz 41 FG (9-52, 4:34)	6-17
CAR	2	8:09	Slye 41 FG (10-52, 5:25)	9-17
CAR	2	0:00	McCaffrey 1 pass from Allen (pass failed) (17-68, 6:30)	15-17
NO	3	11:18	Cook 20 pass from Brees (Lutz kick) (5-62, 2:40)	15-24
CAR	3	8:36	Slye 52 FG (8-41, 2:42)	18-24
NO	3	5:09	Thomas 3 pass from Brees (Lutz kick) (6-75, 3:27)	18-31
CAR	3	1:28	McCaffrey 4 run (kick failed, WR) (7-71, 3:41)	24-31
CAR	4	9:23	Moore 2 pass from Allen (Slye kick) (6-50, 3:03)	31-31
NO	4	0:00	Lutz 33 FG (11-65, 1:56)	31-34

FIELD GOALS (made () and missed)

CAR: Slye (41) (52) 28WR

NO: Lutz (41) (33)

11

VS. CAROLINA

OWNER

FOOTBALL

ADMINISTRATION

RECORDS

HISTORY

CAROLINA PANTHERS								NEW ORLEANS SAINTS							
RUSHING	ATT	YDS	AVG	LG	TD	RUSHING	ATT	YDS	AVG	LG	TD				
McCaffrey	22	64	2.9	9	1	Murray	7	64	9.1	26t	1				
Samuel	4	40	10.0	13	0	Kamara	11	54	4.9	30	0				
Allen	1	9	9.0	9	0										
Moore	1	8	8.0	8	0										
Armah	1	0	0.0	0	0										
Total	29	121	4.2	13	2	Total	18	118	6.6	30	1				
PASSING	ATT	CMP	YDS	SK/YD	TD	LG	INT	PASSING	ATT	CMP	YDS	SK/YD	TD	LG	INT
Allen	36	23	256	4/26	3	52	0	Brees	39	30	311	2/11	3	30	1
Total	36	23	256	4/26	3	52	0	Total	39	30	311	2/11	3	30	1
RECEIVING	NO	YDS	AVG	LG	TD	RECEIVING	NO	YDS	AVG	LG	TD				
McCaffrey	9	69	7.7	23	1	Thomas	10	101	10.1	24	1				
Moore	6	126	21.0	52	2	Kamara	9	48	5.3	16	0				
Olsen	5	44	8.8	15	0	Cook	6	99	16.5	21	1				
Samuel	1	9	9.0	9	0	Ginn	2	38	19.0	30	0				
Thomas	1	4	4.0	4	0	Smith	1	13	13.0	13t	1				
Wright	1	4	4.0	4	0	J. Hill	1	12	12.0	12	0				
						T. Hill	1	0	0.0	0	0				
Total	23	256	11.1	52	3	Total	30	311	10.4	30	3				
INT	NO	YDS	AVG	LG	TD	INT	NO	YDS	AVG	LG	TD				
Boston	1	0	0.0	0	0										
Total	1	0	0.0	0	0	Total	0	0	0.0	0	0				
PUNTING	NO	YDS	AVG	TB	I20	LG	PUNTING	NO	YDS	AVG	TB	I20	LG		
Palardy	3	126	42.0	0	0	47	Morstead	3	148	49.3	1	0	54		
Total	3	126	42.0	0	0	47	Total	3	148	49.3	1	0	54		
PT RET	NO	YDS	AVG	FC	LG	TD	PT RET	NO	YDS	AVG	FC	LG	TD		
Gaulden	1	0	0.0	0	0	0	Lewis	1	-2	-2.0	1	-2	0		
Moore	1	0	0.0	0	0	0									
Total	2	0	0.0	0	0	0	Total	1	-2	-2.0	1	-2	0		
KO RET	NO	YDS	AVG	FC	LG	TD	KO RET	NO	YDS	AVG	FC	LG	TD		
White	1	27	27.0	0	27	0									
Total	1	27	27.0	0	27	0	Total	0	0	0.0	0	0	0		
TEAM STATISTICS				CAR				TEAM STATISTICS				CAR			
TOTAL FIRST DOWNS				26				FGs-PATs HAD BLOCKED				0-0			
By Rushing				6				Net Punting Avg.				42.7			
By Passing				15				TOTAL RETURN YARDAGE				0			
By Penalty				5				No. and Yards Punt Returns				2-0			
3rd DOWN EFFICIENCY				5-13-38%				No. and Yards Kickoff Returns				1-27			
4th DOWN EFFICIENCY				1-1-100%				No. and Yards Interception Returns				1-0			
TOTAL NET YARDS				351				PENALTIES: No.-Yds.				3-25			
Total Plays				69				FUMBLES: No.-Lost				2-1			
Avg. Per Play				5.1				TOUCHDOWNS				4			
NET YARDS RUSHING				121				Rushing				1			
Total Rushes				29				Passing				3			
Avg. Per Play				4.2				EXTRA POINTS: Made-Att.				1-4			
Tackles For Loss-Yards				5-5				Kicking: Made-Att.				1-3			
NET YARDS PASSING				230				Passing: Made-Att.				0-1			
Sacked-Yards Lost				4-26				FIELD GOALS: Made-Att.				2-3			
Gross Yards				256				RED ZONE EFFICIENCY				3-4-75%			
PASSING: Att.-Comp.-INT				36-23-0				GOAL-TO-GO EFFICIENCY				3-4-75%			
Avg. Per Play				5.8				SAFETIES				0			
KICKOFFS: No.-In EZ-Touchbacks				6-6-6				FINAL SCORE				31			
PUNTS: No.-Avg.				3-42.0				TIME OF POSSESSION				33:33			
Had Blocked				0											



GAME 12 AT ATLANTA

SAINTS: 26 FALCONS: 18
MERCEDES-BENZ SUPERDOME
ATLANTA, GA. - 11/28/19
ATTENDANCE: 71,993 TIME: 3:12



GAME NOTES

The Saints defense limited Atlanta to 89 rushing yards on 26 carries (3.4 avg.), while tying the team single-game franchise record with nine sacks.

DE Cameron Jordan tied the franchise record with four sacks. His 18 career takedowns of Atlanta signal-caller Matt Ryan is the most by an NFL player against a specific quarterback all-time.

QB Taysom Hill deflected a punt, rushed twice for 33 yards with a 30-yard TD and caught one TD.

Behind a standout performance on special teams and offense from QB **Taysom Hill**, the Saints improved to 10-2, clinching their third consecutive division title in a 26-18 Thanksgiving night win at Mercedes-Benz Stadium.

Hill deflected a punt and scored a receiving and rushing touchdown. In addition to his heroics, it was an opportunistic night for the defense, which tied a club record with nine sacks and recorded two interceptions and a fumble recovery.

The impetus for New Orleans' commanding 26-9 lead started on the first drive as DE **Marcus Davenport** had a sack/forced fumble on the first play from scrimmage. Hill deflected the punt to give New Orleans the ball at the Falcons 30-yard line and four plays later QB **Drew Brees** connected with his fellow signal-caller on

a three-yard touchdown.

Atlanta matched the score with a 18-yard touchdown connection from QB **Matt Ryan** to TE **Jaeden Graham**, but K **Younghoe Koo** missed the extra point attempt. K **Wil Lutz** responded with a 22-yard field goal and Koo missed a 42-yard attempt. The two kickers traded field goals and New Orleans went into halftime with a 17-9 lead.

The Saints defense held the Falcons to a 3.4 yards per carry average and DE **Cameron Jordan** tied the club record with four sacks. His 18 sacks of Ryan are the most an NFL player has ever recorded against a signal-caller. Davenport posted two quarterback takedowns and a career-high three forced fumbles in a breakout performance.

SAINTS-FALCONS GAME SUMMARY

New Orleans Saints	7	10	3	6	-	26
Atlanta Falcons	0	9	0	9	-	18

Team	Qtr	Time	Play Description (Extra Point) (Drive Info)	V-H
NO	1	11:07	T. Hill 3 pass from Brees (Lutz kick) (4-30, 1:56)	7-0
ATL	2	12:35	Graham 18 pass from Ryan (kick failed, wl) (3-55, 0:56)	7-6
NO	2	9:05	Lutz 22 FG (8-77, 3:30)	10-6
NO	2	1:53	Hill 30 run (Lutz kick) (4-68, 2:04)	17-6
ATL	2	0:03	Koo 45 FG (9-48, 1:50)	17-9
NO	3	5:54	Lutz 47 FG (10-51, 4:48)	20-9
NO	4	10:14	Lutz 42 FG (4-5, 1:31)	23-9
NO	4	6:27	Lutz 45 FG (6-12, 2:14)	26-9
ATL	4	3:26	Gage 13 pass from Ryan (pass failed) (9-75, 3:01)	26-15
ATL	4	1:56	Koo 43 FG (8-34, 1:30)	26-18

FIELD GOALS (made () and missed)

NO: Lutz (22) (47) (42) (45)

ATL: Koo 42WL (45) (43)

12

@ ATLANTA

OWNER

FOOTBALL

ADMINISTRATION

RECORDS

HISTORY

NEW ORLEANS SAINTS							ATLANTA FALCONS								
RUSHING	ATT	YDS	AVG	LG	TD		RUSHING	ATT	YDS	AVG	LG	TD			
Kamara	11	61	5.5	24	0		Freeman	17	51	3.0	6	0			
T. Hill	2	33	16.5	30	1		Ryan	3	21	7.0	9	0			
Murray	4	2	0.5	1	0		Hill	4	13	3.3	8	0			
Brees	1	-1	-1.0	-1	0		Smith	2	4	2.0	3	0			
Total	18	95	5.3	30	1		Total	26	89	3.4	9	0			
PASSING	ATT	CMP	YDS	SK/YD	TD	LG	INT	PASSING	ATT	CMP	YDS	SK/YD	TD	LG	INT
Brees	30	18	184	0/0	1	40	0	Ryan	50	35	312	9/53	2	23	2
T. Hill	1	0	0	0/0	0	0	0								
Total	31	18	184	0/0	1	40	0	Total	50	35	312	9/53	2	23	2
RECEIVING	NO	YDS	AVG	LG	TD			RECEIVING	NO	YDS	AVG	LG	TD		
Thomas	6	48	8.0	14	0			Ridley	8	91	11.4	18	0		
Kamara	4	23	5.8	10	0			Blake	6	57	9.5	13	0		
Cook	3	85	28.3	40	0			Gage	5	52	10.4	14	1		
Smith	2	14	14.0	9	0			Graham	4	41	10.3	23	1		
T. Hill	2	12	6.0	9	1			Freeman	4	13	3.3	7	0		
J. Hill	1	2	2.0	2	0			Hardy	3	28	9.3	13	0		
								Hill	3	24	8.0	12	0		
								Barner	2	6	3.0	13	0		
Total	18	184	10.2	40	1			Total	35	312	8.9	23	2		
INT	NO	YDS	AVG	LG	TD			INT	NO	YDS	AVG	LG	TD		
Gardner-Johnson	1	28	28.0	28	0										
Tuttle	1	19	19.0	19	0										
Total	2	47	23.5	28	0			Total	0	0	0.0	0	0		
PUNTING	NO	YDS	AVG	TB	I20	LG		PUNTING	NO	YDS	AVG	TB	I20	LG	
Morstead	4	194	48.5	0	1	53		Allen	3	87	29.0	0	1	41	
Total	4	194	48.5	0	1	53		Total	3	87	29.0	0	1	41	
PT RET	NO	YDS	AVG	FC	LG	TD		PT RET	NO	YDS	AVG	FC	LG	TD	
Harris	1	0	0.0	0	0	0		Barner	2	0	0.0	0	2	0	
Total	1	0	0.0	0	0	0		Total	2	0	0.0	0	2	0	
KO RET	NO	YDS	AVG	FC	LG	TD		KO RET	NO	YDS	AVG	FC	LG	TD	
Harris	2	30	15.0	0	18	0		Barner	2	76	38.0	0	47	0	
Vander Laan	1	8	8.0	0	8	0									
Total	3	38	12.7	0	18	0		Total	2	76	38.0	0	47	0	
TEAM STATISTICS				NO		ATL		TEAM STATISTICS				NO		ATL	
TOTAL FIRST DOWNS				14		27		FGs-PATs HAD BLOCKED				0-0		0-0	
By Rushing				4		4		Net Punting Avg.				48.5		29.0	
By Passing				10		18		TOTAL RETURN YARDAGE				47		0	
By Penalty				0		5		No. and Yards Punt Returns				1-0		2-0	
3rd DOWN EFFICIENCY				2-10-20%		6-16-38%		No. and Yards Kickoff Returns				3-38		2-76	
4th DOWN EFFICIENCY				0-0-0%		2-4-50%		No. and Yards Interception Returns				2-47		0-0	
TOTAL NET YARDS				279		348		PENALTIES: No.-Yds.				9-121		4-18	
Total Plays				49		85		FUMBLES: No.-Lost				0-0		2-1	
Avg. Per Play				5.7		4.1		TOUCHDOWNS				2		2	
NET YARDS RUSHING				95		89		Rushing				1		0	
Total Rushes				18		26		Passing				1		2	
Avg. Per Play				5.3		3.4		EXTRA POINTS: Made-Att.				2-2		0-2	
Tackles For Loss-Yards				2-2		2-4		Kicking: Made-Att.				2-2		0-1	
NET YARDS PASSING				184		259		Passing: Made-Att.				0-0		0-1	
Sacked-Yards Lost				0-0		9-53		FIELD GOALS: Made-Att.				4-4		2-3	
Gross Yards				184		312		RED ZONE EFFICIENCY				1-2-50%		2-3-67%	
PASSING: Att.-Comp.-INT				31-18-0		50-35-2		GOAL-TO-GO EFFICIENCY				1-2-50%		0-0-0%	
Avg. Per Play				5.9		4.4		SAFETIES				0		0	
KICKOFFS: No.-In EZ-Touchbacks				7-7-5		5-1-0		FINAL SCORE				26		18	
PUNTS: No.-Avg.				4-48.5		3-29.0		TIME OF POSSESSION				24:23		35:37	
Had Blocked				0		0									



GAME 13 VS. SAN FRANCISCO

49ERS: 48 SAINTS: 46
MERCEDES-BENZ SUPERDOME
NEW ORLEANS, LA. - 12/8/19
ATTENDANCE: 73,038 TIME: 3:23



GAME NOTES

QB Drew Brees completed 29-of-40 passes for 349 yards with five touchdowns, zero interceptions and a 138.4 passer rating.

S Vonn Bell led the team with 12 tackles and one sack.

WR Michael Thomas had 11 receptions for 134 yards and one touchdown.

TE Jared Cook had two receptions for 64 yards and two touchdowns.

San Francisco K **Robbie Gould** drilled a 30-yard field goal as time expired to drop the Saints to 10-3 and ended a three-game winning streak for New Orleans.

Gould's kick capped a seven-play, 63-yard drive in the final 53 seconds of the contest, aided by a 39-yard completion from QB **Jimmy Garoppolo** to TE **George Kittle** that had another 15 yards tacked on with a facemask penalty assessed to S **Marcus Williams**. The Saint took the lead at 46-45 with 53 seconds left on an 18-yard touchdown pass by QB **Drew Brees** to WR **Tre'Quan Smith**, but a failed two-point conversion attempt created an opening for San Francisco to win on a field goal in a thriller

that featured eight lead changes.

San Francisco took a 28-27 lead into halftime, but New Orleans answered early in the third quarter with a 55-yard field goal by K **Wil Lutz** after LB **Craig Robertson** posted an interception of Garoppolo. After the Saints defense forced a punt, RB **Alvin Kamara** lost a fumble and two plays later Garoppolo struck 49ers TE **George Kittle** with a five-yard TD connection.

New Orleans eventually worked their way back to the lead late in the fourth quarter, but the eventual loss would hurt in that it would allow San Francisco to claim the NFC's number one postseason seed three weeks later.

SAINTS-49ERS GAME SUMMARY

San Francisco 49ers	7	21	7	13	-	48
New Orleans Saints	13	14	6	13	-	46

Team	Qtr	Time	Play Description (Extra Point) (Drive Info)	V-H
NO	1	11:34	Cook 38 pass from Brees (Lutz kick) (9-73, 3:26)	0-7
SF	1	8:26	Bourne 6 pass from Garoppolo (Gould kick) (6-75, 3:08)	7-7
NO	1	4:51	Cook 26 pass from Brees (run failed) (6-54, 3:35)	7-13
NO	2	14:57	J. Hill 3 pass from Brees (Lutz kick) (5-29, 2:31)	7-20
SF	2	14:43	Sanders 75 pass from Garoppolo (Gould kick) (1-75, 0:14)	14-20
NO	2	7:29	Brees 1 run (Lutz kick) (12-84, 7:14)	14-27
SF	2	5:59	Mostert 35 pass from Sanders (Gould kick) (3-75, 1:30)	21-27
SF	2	0:42	Mostert 10 run (Gould kick) (9-80, 3:34)	28-27
NO	3	12:36	Lutz 55 FG (4-3, 0:54)	28-30
SF	3	9:40	Kittle 5 pass from Garoppolo (Gould kick) (2-20, 0:48)	35-30
NO	3	4:51	Lutz 48 FG (10-45, 4:49)	35-33
SF	4	8:59	Bourne 6 pass from Garoppolo (Gould kick) (14-55, 6:57)	42-33
NO	4	6:06	Thomas 21 pass from Brees (Lutz kick) (5-75, 2:53)	42-40
SF	4	2:23	Gould 41 FG (11-52, 3:43)	45-40
NO	4	0:53	Smith 18 pass from Brees (pass failed) (7-76, 1:30)	45-46
SF	4	0:00	Gould 30 FG (7-63, 0:53)	48-46

FIELD GOALS (made () and missed)

SF: Gould (41) (30)

NO: Lutz (55) (48)

13

VS. SAN FRANCISCO

OWNER

FOOTBALL

ADMINISTRATION

RECORDS

HISTORY

SAN FRANCISCO 49ERS								NEW ORLEANS SAINTS											
RUSHING	ATT	YDS	AVG	LG	TD	RUSHING	ATT	YDS	AVG	LG	TD								
Mostert	10	69	6.9	19	1	Murray	7	69	9.9	18	0								
Breida	6	54	9.0	28	0	Kamara	13	25	1.9	17	0								
Samuel	2	33	16.5	31	0	T. Hill	5	13	2.6	7	0								
Coleman	3	6	2.0	6	0	Harris	1	8	8.0	8	0								
Garoppolo	2	1	0.5	2	0	Brees	1	1	1.0	1t	1								
James	1	-1	-1.0	-1	0														
Total	24	162	6.8	31	1	Total	27	116	4.3	18	1								
PASSING	ATT	CMP	YDS	SK/YD	TD	LG	INT	PASSING	ATT	CMP	YDS	SK/YD	TD	LG	INT				
Garoppolo	35	26	349	3/30	4	75t	1	Brees	40	29	349	0/0	5	49	0				
Sanders	1	1	35	0/0	1	35t	0	T. Hill	1	0	0	0/0	0	0	0				
Total	36	27	384	3/30	5	75t	1	Total	41	29	349	0/0	5	49	0				
RECEIVING	NO	YDS	AVG	LG	TD	RECEIVING	NO	YDS	AVG	LG	TD								
Sanders	7	157	22.4	75t	1	Thomas	11	134	12.2	49	1								
Kittle	6	67	11.2	39	1	Ginn	4	50	12.5	25	0								
Samuel	5	76	15.2	25	0	Kamara	4	18	4.5	9	0								
Juszczyk	3	22	7.3	15	0	Cook	2	64	32.0	38t	2								
Bourne	3	18	6.0	6t	2	Smith	2	29	14.5	18t	1								
Mostert	2	40	20.0	35t	1	Murray	2	25	12.5	30	0								
Breida	1	4	4.0	4	0	J. Hill	2	4	2.0	3t	1								
						Harris	1	13	13.0	13	0								
						T. Hill	1	12	12.0	12	0								
Total	27	384	14.2	75t	5	Total	29	349	12.0	49	5								
INT	NO	YDS	AVG	LG	TD	INT	NO	YDS	AVG	LG	TD								
						Robertson	1	3	3.0	3	0								
Total	0	0	0.0	0	0	Total	1	3	3.0	3	0								
PUNTING	NO	YDS	AVG	TB	I20	LG	PUNTING	NO	YDS	AVG	TB	I20	LG						
Wishnowsky	3	134	44.7	0	0	49	Morstead	1	45	45.0	0	0	45						
Total	3	134	44.7	0	0	49	Total	1	45	45.0	0	0	45						
PT RET	NO	YDS	AVG	FC	LG	TD	PT RET	NO	YDS	AVG	FC	LG	TD						
James	1	3	3.0	0	3	0	Harris	2	37	18.5	1	25	0						
Total	1	3	3.0	0	3	0	Total	2	37	18.5	1	25	0						
KO RET	NO	YDS	AVG	FC	LG	TD	KO RET	NO	YDS	AVG	FC	LG	TD						
James	1	21	21.0	0	21	0	Harris	5	155	31.0	0	51	0						
Total	1	21	21.0	0	21	0	Total	5	155	31.0	0	51	0						
TEAM STATISTICS												SF				NO			
TOTAL FIRST DOWNS												25				28			
By Rushing												7				9			
By Passing												15				17			
By Penalty												3				2			
3rd DOWN EFFICIENCY												6-12-50%				5-11-45%			
4th DOWN EFFICIENCY												1-1-100%				2-3-67%			
TOTAL NET YARDS												516				465			
Total Plays												63				68			
Avg. Per Play												8.2				6.8			
NET YARDS RUSHING												162				116			
Total Rushes												24				27			
Avg. Per Play												6.8				4.3			
Tackles For Loss-Yards												4-6				4-17			
NET YARDS PASSING												354				349			
Sacked-Yards Lost												3-30				0-0			
Gross Yards												384				349			
PASSING: Att.-Comp.-INT												36-27-1				41-29-0			
Avg. Per Play												9.1				8.5			
KICKOFFS: No.-In EZ-Touchbacks												8-7-3				9-9-8			
PUNTS: No.-Avg.												3-44.7				1-45.0			
Had Blocked												0				0			
TEAM STATISTICS												SF				NO			
FGs-PATs HAD BLOCKED												0-0				0-0			
Net Punting Avg.												32.3				42.0			
TOTAL RETURN YARDAGE												3				40			
No. and Yards Punt Returns												1-3				2-37			
No. and Yards Kickoff Returns												1-21				5-155			
No. and Yards Interception Returns												0-0				1-3			
PENALTIES: No.-Yds.												10-67				5-50			
FUMBLES: No.-Lost												0-0				2-1			
TOUCHDOWNS												6				6			
Rushing												1				1			
Passing												5				5			
EXTRA POINTS: Made-Att.												6-6				4-6			
Kicking: Made-Att.												6-6				4-4			
Passing: Made-Att.												0-0				0-1			
Rushing: Made-Att.												0-0				0-1			
FIELD GOALS: Made-Att.												2-2				2-2			
RED ZONE EFFICIENCY												4-6-67%				4-4-100%			
GOAL-TO-GO EFFICIENCY												4-4-100%				2-2-100%			
SAFETIES												0				0			
FINAL SCORE												48				46			
TIME OF POSSESSION												28:37				31:23			



GAME 14 VS. INDIANAPOLIS



SAINTS: 34 COLTS: 7
MERCEDES-BENZ SUPERDOME
NEW ORLEANS, LA. - 12/16/19
ATTENDANCE: 73,053 TIME: 2:55

GAME NOTES

Colts QB Jacoby Brissett struggled against the Saints, completing only 18-of-34 passes for 165 yards and a 66.4 rating.

DB C.J. Gardner Johnson led the team with eight tackles and a pass defended.

In going 2-0 on Monday Night Football in 2019, the Saints closed out their prime time mark at 4-0.

With a third quarter five-yard TD pass to TE Josh Hill, QB Drew Brees became the NFL's all-time scoring throw leader. By completing 96.7% of his passes, Brees set a new NFL single-game record.

The Saints improved their record to 12-2 as they jumped out to a 34-0 lead. For the second straight season, a Monday Night Football win also served as a worldwide showcase for breaking one of the National Football League's most prolific records.

New Orleans had built up a 20-0 halftime lead on two field goals by K **Wil Lutz** and two touchdown passes by QB **Drew Brees**. The first field goal, also the first score of the contest, was set up by a deflected punt by RB **Dwayne Washington**.

New Orleans then got the ball coming out of the second half. The signal-caller surgically carved up a 12-play, 75-yard drive that ended with a five-yard scoring strike to TE **Josh Hill**. The scoring throw was the 540th of Brees' 19-year career as he became the National Football League's all-time leader in a season where he

missed five games to a thumb injury.

Following the record-setting score, New Orleans forced the Colts off the field on downs near midfield. A Brees-Hill connection late in the third quarter extended the lead to 34-0, this time the signal-caller connecting with QB **Taysom Hill** for a 28-yard touchdown.

In addition to the touchdowns record Brees also set another league mark on a nearly perfect evening. He completed 29-of-30 passes for 307 yards with four touchdowns, zero interceptions and a 148.9 passer rating. His 96.7 completion percentage set an NFL single-game record (minimum of 20 attempts), also finishing with a career-high and franchise-best 22 consecutive completions.

The New Orleans defense did not allow the Colts to score until late in the fourth quarter, allowing only 46 rushing yards on 17 carries (2.7 avg.).

SAINTS-TEXANS GAME SUMMARY

Indianapolis Colts	0	0	0	7	-	7
New Orleans Saints	3	17	14	0	-	34

Team	Qtr	Time	Play Description (Extra Point) (Drive Info)	V-H
NO	1	7:28	Lutz 33 FG (6-18, 3:35)	0-3
NO	2	12:37	Thomas 15 pass from Brees (Lutz kick) (12-90, 6:17)	0-10
NO	2	6:11	Smith 21 pass from Brees (Lutz kick) (10-85, 6:09)	0-17
NO	2	0:00	Lutz 26 FG (10-80, 3:02)	0-20
NO	3	7:08	J. Hill 5 pass from Brees (Lutz kick) (12-75, 7:52)	0-27
NO	3	0:35	T. Hill 28 pass from Brees (Lutz kick) (3-51, 1:23)	0-34
IND	4	3:56	Wilkins 1 run (McLaughlin kick) (11-80, 3:21)	7-34

FIELD GOALS (made () and missed)

IND: NONE

NO: Lutz (33) (26)

VS. INDIANAPOLIS

NEWORLEANSSAINTS.COM 347



GAME 15 AT TENNESSEE



SAINTS: 38 TITANS: 28
NISSAN STADIUM
NASHVILLE, TN. - 12/22/19
ATTENDANCE: 66,756 TIME: 3:20

GAME NOTES

DB C.J. Gardner-Johnson had a forced fumble/fumble recovery with 4:06 left in the contest that was returned 37 yards to set up New Orleans' final TD.

With a fourth quarter 13-yard catch, WR Michael Thomas set the NFL's single-season receiving record, standing at 145 by the end of the contest.

QB Drew Brees completed 27-of-38 passes for 279 yards with three touchdowns and a 118.2 rating.

Alvin Kamara had 11 carries for 80 yards and two touchdowns.

In Week 16, New Orleans became the first Saints squad to have back to back regular seasons of at least 12 wins, defeating the Titans at Nissan Stadium.

The two clubs traded punts to start, but on Tennessee's second drive, the Titans capitalized on a 41-yard touchdown connection from QB **Ryan Tannehill** to TE **Jonnu Smith**. The Titans jumped ahead 14-0 on a 49-yard rushing touchdown after forcing another Saints punt.

New Orleans started the second quarter with a 47-yard field goal by K **Wil Lutz**, with the clubs then trading punts two more times. After a Tennessee series where DE **Cameron Jordan** and LB **Demario Davis** recorded sacks to force a punt, immediately after the change in possession, QB **Drew Brees** connected with TE **Jared Cook** for a 61-yard TD to cut the halftime deficit to 14-10.

New Orleans took the ball out of the second half and RB **Alvin Kamara** scored for the first time since Week Three with a 40-yard touchdown, following up the long score with a one-yard rush into the end zone later in the quarter. The clubs then traded touchdowns late in the third quarter on back-to-back possessions for the Saints to hold a 31-21 lead going into the final period.

Rookie DB **C.J. Gardner-Johnson**, who received his second consecutive start in place of an injured Vonn Bell, had a forced fumble/recovery and returned it 37 yards with 4:06 left to put New Orleans at the Titans 25-yard line. Brees and WR **Michael Thomas** sealed the victory for New Orleans, connecting on a two-yard TD. Two plays earlier on a 13-yard grab, Thomas set the NFL single-season receptions record, finishing the game at 145.

SAINTS-TITANS GAME SUMMARY

New Orleans Saints	0	10	21	7	-	38
Tennessee Titans	14	0	7	7	-	28

Team	Qtr	Time	Play Description (Extra Point) (Drive Info)	V-H
TEN	1	7:55	Smith 41 pass from Tannehill (Joseph kick) (5-73, 2:42)	0-7
TEN	1	4:50	Brown 49 run (Joseph kick) (3-70, 1:11)	0-14
NO	2	13:36	Lutz 47 FG (13-41, 6:14)	3-14
NO	2	2:23	Cook 61 pass from Brees (Lutz kick) (1-61, 0:11)	10-14
NO	3	14:00	Kamara 40 run (Lutz kick) (2-61, 1:00)	17-14
NO	3	7:08	Kamara 1 run (Lutz kick) (9-70, 4:00)	24-14
TEN	3	4:25	Sharpe 36 pass from Tannehill (Joseph kick) (5-75, 2:43)	24-21
NO	3	1:18	Cook 16 pass from Brees (Lutz kick) (5-52, 3:07)	31-21
TEN	4	7:27	Sharpe 7 pass from Tannehill (Joseph kick) (6-42, 3:15)	31-28
NO	4	2:10	Thomas 2 pass from Brees (Lutz kick) (6-25, 1:56)	38-28

FIELD GOALS (made () and missed)

NO: Lutz (47)

TEN: None

15

@ TENNESSEE

OWNER

FOOTBALL

ADMINISTRATION

RECORDS

HISTORY

NEW ORLEANS SAINTS							TENNESSEE TITANS									
RUSHING	ATT	YDS	AVG	LG	TD		RUSHING	ATT	YDS	AVG	LG	TD				
Kamara	11	80	7.3	40t	2		Lewis	15	68	4.5	17	0				
Murray	7	14	2.0	5	0		Brown	1	49	49.0	49t	1				
T. Hill	2	11	5.5	7	0		Dawkins	9	24	2.7	14	0				
Brees	3	-3	-1.0	-1	0		Tannehill	1	8	8.0	8	0				
Total	23	102	4.4	40t	2		Total	26	149	5.7	49t	1				
PASSING	ATT	CMP	YDS	SK/YD	TD	LG	INT	PASSING	ATT	CMP	YDS	SK/YD	TD	LG	INT	
Brees	38	27	279	3/24	3	61t	0	Tannehill	27	17	272	5/24	3	41t	0	
T. Hill	2	1	20	0/0	0	20	0									
Total	40	28	299	3/24	3	61t	0	Total	27	17	272	5/24	3	41t	0	
RECEIVING	NO	YDS	AVG	LG	TD			RECEIVING	NO	YDS	AVG	LG	TD			
Thomas	12	136	11.3	26	1			Sharpe	5	69	13.8	36t	2			
Kamara	6	30	5.0	14	0			Smith	3	63	21.0	41t	1			
Cook	3	84	28.0	61t	2			Davis	3	40	13.3	22	0			
T. Hill	2	21	10.5	23	0			Raymond	2	32	16.0	23	0			
Murray	2	11	5.5	7	0			Pruitt	2	15	7.5	10	0			
Smith	1	13	13.0	13	0			Brown	1	34	34.0	34	0			
Hogan	1	4	4.0	4	0			Lewis	1	19	19.0	19	0			
Harris	1	0	0.0	0	0											
Total	28	299	10.7	61t	3			Total	17	272	16.0	41t	3			
INT	NO	YDS	AVG	LG	TD			INT	NO	YDS	AVG	LG	TD			
Total	0	0	0.0	0	0			Total	0	0	0.0	0	0			
PUNTING	NO	YDS	AVG	TB	I20	LG		PUNTING	NO	YDS	AVG	TB	I20	LG		
Morstead	5	244	48.8	0	2	53		Kern	7	299	42.7	0	1	55		
Total	5	244	48.8	0	2	53		Total	7	299	42.7	0	1	55		
PT RET	NO	YDS	AVG	FC	LG	TD		PT RET	NO	YDS	AVG	FC	LG	TD		
Harris	4	21	5.3	0	12	0		Raymond	3	37	12.3	2	14	0		
Total	4	21	5.3	0	12	0		Total	3	37	12.3	2	14	0		
KO RET	NO	YDS	AVG	FC	LG	TD		KO RET	NO	YDS	AVG	FC	LG	TD		
Harris	4	150	37.5	0	47	0		Raymond	4	83	20.8	0	26	0		
Washington	1	12	12.0	0	12	0										
Total	5	162	32.4	0	47	0		Total	4	83	20.8	0	26	0		
TEAM STATISTICS							TEAM STATISTICS							NO	TEN	
TOTAL FIRST DOWNS				23			17	FGs-PATs HAD BLOCKED				0-0			0-0	
By Rushing				5			4	Net Punting Avg.				41.4			39.7	
By Passing				16			11	TOTAL RETURN YARDAGE				21			37	
By Penalty				2			2	No. and Yards Punt Returns				4-21			3-37	
3rd DOWN EFFICIENCY				4-12-33%			5-13-38%	No. and Yards Kickoff Returns				5-162			4-83	
4th DOWN EFFICIENCY				0-1-0%			0-1-0%	No. and Yards Interception Returns				0-0			0-0	
TOTAL NET YARDS				377			397	PENALTIES: No.-Yds.				11-70			6-56	
Total Plays				66			58	FUMBLES: No.-Lost				1-0			1-1	
Avg. Per Play				5.7			6.8	TOUCHDOWNS				5			4	
NET YARDS RUSHING				102			149	Rushing				2			1	
Total Rushes				23			26	Passing				3			3	
Avg. Per Play				4.4			5.7	EXTRA POINTS: Made-Att.				5-5			4-4	
Tackles For Loss-Yards				2-2			4-10	Kicking: Made-Att.				5-5			4-4	
NET YARDS PASSING				275			248	FIELD GOALS: Made-Att.				1-1			0-0	
Sacked-Yards Lost				3-24			5-24	RED ZONE EFFICIENCY				3-3-100%			1-1-100%	
Gross Yards				299			272	GOAL-TO-GO EFFICIENCY				2-2-100%			0-0-0%	
PASSING: Att.-Comp.-INT				40-28-0			27-17-0	SAFETIES				0			0	
Avg. Per Play				6.4			7.8	FINAL SCORE				38			28	
KICKOFFS: No.-In EZ-Touchbacks				7-5-3			5-0-0	TIME OF POSSESSION				31:04			28:56	
PUNTS: No.-Avg.				5-48.8			7-42.7									
Had Blocked				0			0									



GAME 16 AT CAROLINA

SAINTS: 42 PANTHERS: 10
BANK OF AMERICA STADIUM
CHARLOTTE, NC. - 12/29/19
ATTENDANCE: 72,203 TIME: 3:06



GAME NOTES

QB Drew Brees completed 19-of-30 passes for 253 yards, three TDs and a 123.3 passer rating.

RB Latavius Murray carried 17 times for 61 yards and Alvin Kamara scored two TDs, pacing a Saints rushing attack that outgained Carolina 115-41

LB A.J. Klein had a 14-yard interception return for a TD.

New Orleans finished the regular season with 13 wins for the fourth time, all occurring since 2009.

While NFL records fell and were extended as the Saints closed out the regular season in style, the most important thing was that the team exited the contest healthy and walked out with a dominating win for the fourth overall 13-win campaign and second consecutive.

New Orleans ran up at least 34 points in four consecutive contests for the first time in franchise history as their 35-3 halftime lead was their biggest edge after the first two quarters of a game, scoring the first 35 points.

In New Orleans' first offensive drive, QB **Drew Brees** engineered an eight-play, 75-yard drive that ended with RB **Alvin Kamara** rushing for a 15-yard touchdown. Kamara added his second rushing touchdown on of the contest on a one-yard push near the end of the first quarter.

The Saints would build up a 35-0 second quarter lead on the strength of a 14-yard inter-

ception return for a touchdown by LB **A.J. Klein** and Brees touchdown tosses to WR **Tre'Quan Smith** and TE **Jared Cook**. Panthers K **Joey Slye** put Carolina on the scoreboard near the end of the half with a 23-yard field goal.

Late in the third quarter, New Orleans extended their lead to 42-3 on a 45-yard touchdown pass from Brees to QB **Taysom Hill**. Carolina finally got on the scoreboard late in the third quarter themselves on a one-yard rushing touchdown by RB **Christian McCaffrey**.

Brees finished 19-of-30 for 253 yards with three touchdowns, zero interceptions and a 123.3 rating. This was his NFL-record fourth consecutive game of at least three touchdown passes and zero interceptions. WR **Michael Thomas** had four receptions for 37 yards to finish with an NFL-record 149 grabs for 1,725 yards.

SAINTS-PANTHERS GAME SUMMARY

New Orleans Saints	14	21	7	0	-	42
Carolina Panthers	0	3	7	0	-	10

Team	Qtr	Time	Play Description (Extra Point) (Drive Info)	V-H
NO	1	10:48	Kamara 15 run (Lutz kick) (8-75, 4:12)	7-0
NO	1	1:01	Kamara 1 run (Lutz kick) (11-81, 6:21)	14-0
NO	2	12:04	Klein 14 interception return (Lutz kick)	21-0
NO	2	6:27	Smith 1 pass from Brees (Lutz kick) (9-65, 4:29)	28-0
NO	2	2:11	Cook 21 pass from Brees (Lutz kick) (4-74, 1:56)	35-0
CAR	2	0:32	Slye 23 FG (11-70, 1:39)	35-3
NO	3	4:24	T. Hill 45 pass from Brees (Lutz kick) (8-75, 3:52)	42-3
CAR	3	0:32	McCaffrey 1 run (Slye kick) (9-75, 3:52)	42-10

FIELD GOALS (made () and missed)

NO: NONE

CAR: Slye (23)

HISTORY RECORDS ADMINISTRATION FOOTBALL OWNER

@ CAROLINA

NEWORLEANSSAINTS.COM 351



WILD CARD PLAYOFF VS. MINNESOTA



VIKINGS: 26 SAINTS: 20
MERCEDES-BENZ SUPERDOME
NEW ORLEANS, LA. - 1/5/20
ATTENDANCE: 73,038 TIME: 3:18

GAME NOTES

CB Janoris Jenkins, making his Saints playoff debut, posted eight tackles (three solo), had a split sack with DT Malcom Brown and forced a fumble that was recovered by teammate Vonn Bell.

QB Drew Brees completed 26-of-33 passes for 208 yards with one touchdown pass and one interception.

QB Taysom Hill carried four times for a team-high 50 yards, completed a 50-yard pass and caught two passes for 25 yards, including a 20-yard scoring grab.

The contest marked the second consecutive home playoff game New Orleans would lose, after capturing seven straight.

New Orleans faced Minnesota for the fourth time in three seasons, the second time in the postseason. Despite a valiant comeback effort in the fourth quarter, the Saints' efforts would come up short in overtime in a 26-20 loss.

On the third play from scrimmage of the contest, CB **Janoris Jenkins** forced a fumble by Vikings WR **Adam Thielen** and S **Vonn Bell** picked it up and ran it six yards to the Vikings 37-yard line. New Orleans advanced to the Vikings four-yard line on third down, but QB **Drew Brees** was sacked by Minnesota defensive linemen **Everson Griffen** and **Danielle Hunter** for a seven-yard loss and the Saints had to settle for a 29-yard field goal by K **Wil Lutz**. The Vikings advanced to the Saints 28-yard line, but New Orleans snuffed out a trick play when Jenkins and DT **Malcom Brown** dropped Minnesota for a six-yard loss on a sack, forcing a 43-yard field goal by K **Dan Bailey**.

The Saints and Vikings then traded two punts apiece, but New Orleans eventually came alive in their second possession of the second quarter, when QB **Taysom Hill** found rookie WR/RS **Deonte Harris** for a 50-yard completion, that set up a four-yard rushing TD by RB **Alvin Kamara**. New Orleans then held the Vikings and Bailey to a 21-yard FG with 2:54 left in the second quarter to keep ahead at 10-6. On the next series, Saints QB **Drew Brees** was picked off by Vikings S **Anthony Harris** for an



interception that he returned 30 yards to the New Orleans 45-yard line. The runback after the pick helped set up a short field for a scoring drive that ended with a five-yard TD by Vikings RB **Dalvin Cook**. Harris returned the kickoff 54 yards and Brees quickly found

Thomas for a 20-yard completion, but Lutz's 43-yard FG attempt as time expired in the half went wide right to deny a tie score.

Late in the third quarter, Vikings QB **Kirk Cousins** engineered an eight-play, 64-yard drive that lasted 3:37 and ended with a one-yard rushing touchdown by Cook to give Minnesota a ten-point lead at 20-10.

The Saints decreased the deficit on their first possession of the fourth quarter when Brees connected with Taysom Hill for a 20-yard TD. New Orleans would continue to keep Minnesota off the scoreboard for the remainder of regulation, forcing two punts, but DE **Danielle Hunter** dropped Brees and forced a lost fumble on a key play where the Saints had advanced to their 20. New Orleans would have to settle for overtime when Lutz drilled a 49-yard field goal near the end of regulation.

Minnesota won the toss in overtime and Cousins connected on a completion to Thielen for a 43-yard gain and found TE **Kyle Rudolph** in the back of the end zone for a four-yard touchdown on their opening drive to win by six.

SAINTS-VIKINGS GAME SUMMARY

Minnesota Vikings			3	10	7	0	6	26
New Orleans Saints			3	7	0	10	0	20
Team	Qtr	Time	Play Description (Extra Point) (Drive Info)				V-H	
NO	1	9:52	Lutz 29 FG (8-26, 4:18)				0-3	
MIN	1	4:05	Bailey 43 FG (11-50, 5:47)				3-3	
NO	2	9:18	Kamara 4 run (Lutz kick) (4-70, 2:12)				3-10	
MIN	2	2:54	Bailey 21 FG (13-72, 6:24)				6-10	
MIN	2	0:23	Cook 5 run (Bailey kick) (7-45, 1:40)				13-10	
MIN	3	3:23	Cook 1 run (Bailey kick) (8-64, 3:37)				20-10	
NO	4	10:31	T. Hill 20 pass from Brees (Lutz kick) (8-85, 4:22)				20-17	
NO	4	0:02	Lutz 49 FG (7-39, 1:53)				20-20	
MIN	OT	10:40	Rudolph 4 pass from Cousins (9-75, 4:20)				26-20	
FIELD GOALS (made () and missed)								
MIN: Bailey (43) (21) NO: Lutz (29) 43WR (49)								



2019 GAME BY GAME REVIEW

P1

VS. MINNESOTA

OWNER

FOOTBALL

ADMINISTRATION

RECORDS

HISTORY

MINNESOTA VIKINGS								NEW ORLEANS SAINTS							
RUSHING	ATT	YDS	AVG	LG	TD			RUSHING	ATT	YDS	AVG	LG	TD		
Cook	28	94	3.4	22	2			T. Hill	4	50	12.5	28	0		
Mattison	5	20	4.0	16	0			Kamara	7	21	3.0	5	1		
Abdullah	1	9	9.0	9	0			Murray	5	21	4.2	8	0		
Diggs	2	8	4.0	6	0			Brees	1	5	5.0	5	0		
Thielen	1	3	3.0	3	0										
Ham	1	3	3.0	3	0										
Cousins	2	-1	-0.5	0	0										
Total	40	136	3.4	22	2			Total	17	97	5.7	28	1		
PASSING	ATT	CMP	YDS	SK/YD	TD	LG	INT	PASSING	ATT	CMP	YDS	SK/YD	TD	LG	INT
Cousins	31	19	242	2/10	1	43	0	Brees	33	26	208	3/31	1	20t	1
Diggs	0	0	0	1/6	0	0	0	T. Hill	1	1	50	0/0	0	50	0
Total	31	19	242	3/16	1	43	0	Total	34	27	258	3/31	1	50	1
RECEIVING	NO	YDS	AVG	LG	TD			RECEIVING	NO	YDS	AVG	LG	TD		
Thielen	7	129	18.4	43	0			Kamara	8	34	4.3	9	0		
Rudolph	4	31	7.8	13	1			Thomas	7	70	10.0	20	0		
Cook	3	36	12.0	19	0			Cook	5	54	10.8	14	0		
Diggs	2	19	9.5	10	0			T. Hill	2	25	12.5	20t	1		
Johnson	2	17	8.5	9	0			J. Hill	2	3	1.5	2	0		
Mattison	1	10	10.0	10	0			Harris	1	50	50.0	50	0		
								Ginn	1	18	18.0	18	0		
								Murray	1	4	4.0	4	0		
Total	19	242	12.7	43	1			Total	27	258	9.6	50	1		
INT	NO	YDS	AVG	LG	TD			INT	NO	YDS	AVG	LG	TD		
Harris	1	30	30.0	30	0										
Total	1	30	30.0	30	0			Total	0	0	0.0	0	0		
PUNTING	NO	YDS	AVG	TB	I20	LG		PUNTING	NO	YDS	AVG	TB	I20	LG	
Colquitt	6	298	49.7	1	1	57		Morstead	5	229	45.5	0	1	50	
Total	6	298	49.7	1	1	57		Total	5	229	45.5	0	1	50	
PT RET	NO	YDS	AVG	FC	LG	TD		PT RET	NO	YDS	AVG	FC	LG	TD	
Sherels	2	17	8.5	3	10	0		Harris	4	44	11.0	0	17	0	
Total	2	17	8.5	3	10	0		Total	4	44	11.0	0	17	0	
KO RET	NO	YDS	AVG	FC	LG	TD		KO RET	NO	YDS	AVG	FC	LG	TD	
Abdullah	1	3	3.0	0	3	0		Harris	4	133	33.3	0	54	0	
								Ortiz	1	15	15.0	0	15	0	
Total	1	3	3.0	0	3	0		Total	5	148	29.6	0	54	0	
TEAM STATISTICS				MIN				TEAM STATISTICS				MIN			
TOTAL FIRST DOWNS				22				FGS-PATS HAD BLOCKED				0-0			
By Rushing				9				Net Punting Avg.				39.0			
By Passing				11				TOTAL RETURN YARDAGE				47			
By Penalty				2				No. and Yards Punt Returns				2-17			
3rd DOWN EFFICIENCY				10-18-56%				No. and Yards Kickoff Returns				1-3			
4th DOWN EFFICIENCY				0-0-0%				No. and Yards Interception Returns				1-30			
TOTAL NET YARDS				362				PENALTIES: No.-Yds.				4-26			
Total Plays				74				FUMBLES: No.-Lost				1-1			
Avg. Per Play				4.9				TOUCHDOWNS				3			
NET YARDS RUSHING				136				Rushing				2			
Total Rushes				40				Passing				1			
Avg. Per Play				3.4				EXTRA POINTS: Made-Att.				2-2			
Tackles For Loss-Yards				6-17				Kicking: Made-Att.				2-2			
NET YARDS PASSING				226				FIELD GOALS: Made-Att.				2-2			
Sacked-Yards Lost				3-16				RED ZONE EFFICIENCY				3-4-75%			
Gross Yards				242				GOAL-TO-GO EFFICIENCY				3-4-75%			
PASSING: Att.-Comp.-INT				31-19-0				SAFETIES				0			
Avg. Per Play				6.6				FINAL SCORE				26			
KICKOFFS: No.-In EZ-Touchbacks				5-2-0				TIME OF POSSESSION				36:56			
PUNTS: No.-Avg.				6-49.7								27:24			
Had Blocked				0											

FOOTBALL OPERATIONS





JEFF IRELAND

Vice President/Assistant General Manager - College Personnel

Ireland is in his sixth season with New Orleans. In five drafts, he's led an effort for the Saints selecting impact players in Alvin Kamara, Marshon Lattimore, Ryan Ramczyk, Sheldon Rankins and Michael Thomas, as well as significant contributors in Alex Anzalone, Marcus Davenport, Trey Hendrickson, Erik McCoy, C.J. Gardner-Johnson, David Onyemata, Andrus Peat, Tre'Quan Smith, Marcus Williams and P.J. Williams.

In 2017, Ireland led a draft effort headlined by Lattimore and Kamara becoming the first rookie duo from the same team since 1967 to sweep AP Defensive and Offensive Rookie of the Year and the first Saints rookie duo selected to the Pro Bowl as rookies. Kamara's the only Saint to have at least 1,300 total yards from scrimmage in each of his first three seasons and to be selected to the Pro Bowl each of his first three campaigns. Lattimore was selected to his second Pro Bowl in 2019. A second round draft pick in 2016, Thomas's 470 receptions are the most by an NFL player in his first four seasons. He shattered the NFL receiving record in 2019, recording 149 receptions for 1,725 yards with nine touchdowns, as he was named *Associated Press* NFL Offensive Player of the Year, as well as an AP first-team All-Pro and Pro Bowl starter for the second straight season.

Prior to joining the Saints, Ireland served as general manager of the Miami Dolphins from 2008-13. Inheriting a 1-15 team upon his arrival, he worked with the personnel staff to overhaul the team's roster, efforts that resulted in an 11-5 mark and the AFC East title, an unprecedented turnaround. He replaced almost half the roster, bringing on board 27 new faces, including nine new starters. Eight players he acquired through the draft, free agency and trades accounted for a total of 14 Pro Bowl selections, with Jake Long and Cameron Wake earning AP first-team All-Pro.

Ireland joined Miami after a seven-year stint (2001-07) with the Dallas Cowboys, his last three seasons as the team's VP/college and pro scouting. He was originally hired as the team's national scout. In 2007, the Cowboys went 13-3 and won the NFC East. Of the 53 players on the roster, 38 had been acquired over the three years (2005-07) Ireland served as the team's VP/scouting, seven making the Pro Bowl during that time. He began his Cowboys tenure as the team's national scout in 2001. In his four years in that role, his talent evaluation helped lead to the drafting of four Pro Bowl performers.

Prior to joining the Cowboys, Ireland spent four years in Kansas City as an area scout. He served as a National Football Scouting Combine area scout from 1994-1996 and helped coach special teams at North Texas from 1992-1993. He graduated from Baylor, where he handled placekicking from 1988-1991, finishing third on the school's all-time scoring list with 213 points and a career-record 45 field goals. He was selected as the South team's kicker in the 1992 Senior Bowl.

The Abilene, Texas native, is the stepson of Chiefs Hall of Fame LB/C E.J. Holub and the grandson of former Eagles player and Bears personnel executive Jim Parmer.



TERRY FONTENOT

Vice President/Assistant General
Manager - Pro Personnel

Fontenot begins his 18th season with the Saints organization and first as vice president/assistant general manager - pro personnel after serving as director of pro scouting the past seven seasons. His responsibilities in managing the pro personnel department in-

clude recommending player acquisitions by evaluating players from all professional leagues, including the Saints roster, monitoring the waiver wire and supervising the advance scouting of upcoming opponents.

Fontenot spent seven seasons as a pro scout before his promotion, where his responsibilities included evaluating and rating current professional players and preparing the club for acquisitions through free agency or the waiver wire. He would also assist in the team's draft preparations and the weekly advance scouting of upcoming opponents.

Fontenot has held multiple positions in the scouting department, including as a pro scouting assistant - where he helped evaluate free agents, track player movement, studied film and aided in the planning for the NFL Draft - and as an assistant in player personnel.

In 2012, Fontenot was selected by the club to attend the Stanford Business School's Executive Education NFL-Stanford Program for Managers, an education program and honor known across the National Football League as an important training ground for promising executives.

A native of Lake Charles, he had a standout prep career and was an All-State defensive back at Lagrange High School. A four-year letterman at safety for Tulane (1999-2002), Fontenot served as a team captain in 2001 and was a member of the 2002 Hawaii Bowl championship team. He graduated with a bachelor's degree in business and organizational information technology.



KHAI HARLEY

Vice President of Football Administration

In his 13th Saints season and 20th in the NFL, Harley's primary focus is contract negotiation and strategic planning/management of the Saints salary cap and roster management. In his sixth season in his current position after serving as director of football administration from 2008-13, he works in conjunction with the player personnel department, making player acquisitions fit within the salary cap structure. Harley works closely with the Pro and College Personnel departments in preparation of free agency and the NFL Draft. His duties also include contract negotiations, coordinating different areas of football operations, roster management and other administrative functions of running the club. He is a key liaison with the NFL Management Council and NFLPA. Harley has a deep background in NFL salary cap administration, Collective Bargaining Agreement regulations, and the re-search of player contracts. He arrived in New Orleans in 2008 after serving for five years as the Manager of Labor Operations with the NFL Management Council.

On a daily basis, Harley researches contracts and cap statistics from not only the club but from around the NFL. It's similar to the daily and yearly reconciliation he did for all 32 clubs in his former position, where he calculated cap figures for each team, made adjustments for the following year and analyzed statistical trends related to signings.

Harley has also been a member of the NFL's Diversity Council, which is designed to promote diversity throughout the NFL's administrative offices, recommend diversity initiatives and implement/oversee approved programs. He started working in the League Office in 2002 as a Player Personnel Analyst, working to ensure each team's compliance with the salary cap, analyzing player contracts and re-searching the eligibility of college players.

Prior to entering the NFL, Harley was a financial analyst with Bloomberg, L.P. from 1995-2000, analyzing domestic and international bond markets, studying trends in European markets for clients, training employees and international staff and ensuring debt issuance within Emerging, Latin American, and U.S. Private Placement Markets were in compliance with corporate and SEC guidelines.

Harley graduated with a degree in Accounting from Rutgers University in 1998, twice receiving the National Association of Black Accountants Scholarship Award. He earned a master's degree in Sports Management from Springfield College in 2001. Harley was recognized by the Rutgers African-American Alumni Alliance in 2012 as a Hall of Fame inductee for his continuing contributions in supporting the educational programming, cultural awareness and development in continuing education in the undergraduate, graduate and post graduate levels. In 2019, he received the Salute to Excellence Award from the Fitz Pollard Alliance Foundation.



DEREK STAMNOS

Director of Operations

Entering his second season with the Saints and tenth overall in the NFL, Director of Operations Derek Stamnos oversees the logistical needs of the football team.

He joined the Saints after working for the Detroit Lions for five seasons, where he held a wide spectrum of football operations responsibilities during his tenure.

First serving as manager of football administration in 2014, Stamnos served as manager of team operations in his final four seasons with the club. Prior to joining the Lions, Stamnos worked in operations for the Miami Dolphins from 2011-14

A graduate of Arizona State University, where he worked both as an undergraduate and for two years following graduation in football operations and recruiting, Stamnos has degrees in Business/Communications and Business & Interdisciplinary Studies.



RYAN POWELL


Pro Scout

Entering his 14th season as a pro scout and 16th with the Saints, Powell has a wealth of responsibilities that include evaluating free agents from the NFL and other professional leagues, monitoring the waiver wire and advance scouting of opponents. Powell, who also assists in the club's yearly draft preparations, spent his

first two years in New Orleans as the team's Combine Scout. In that position, Powell evaluated college players for both the Saints as well as contributing reports to the National Football Scouting Combine.

Previously, Powell served as a Saints training camp intern in 2004. He also worked on the coaching staff at Linfield College, as an assistant on the team that won the 2004 NCAA Division III National Championship. Powell also worked for the Seattle Seahawks for three summers (1998-2000) as a training camp assistant.

A native of Bend, Ore., Powell graduated in political science and history from Linfield in 2002. He had a standout prep career at Mountain View High School, where he earned all-state honors before playing linebacker at Linfield.



MICHAEL PARENTON

Pro Scout

Michael Parenton is in his ninth season with the New Orleans Saints personnel department and his seventh as a pro scout. He joined the organization in July 2012 as a scouting assistant, where he served for two seasons.

The former offensive lineman played in two games with the New York Jets in 2009 after being signed by the club as an undrafted free agent out of Tulane University. The team captain was a four-year letterman on the Green Wave's football team and an All-Conference USA selection all four seasons. The Thibodaux native graduated with a bachelor's degree in finance and earned a master of accounting degree. He attended E.D. White High School in Thibodaux, where he lettered in both football and track. He was a three-year starter on both the offensive and defensive lines and a two-time first team 3A All-State selection.



MIKE BAUGH

National Scout

Mike Baugh - an experienced member of the Saints player personnel department who is entering his 28th season in the NFL - is in his 18th season as a member of the club's scouting staff and fourth as a national scout. Baugh is in his second stint with the Saints, re-joining the club in 2008 as an area scout after serving

as a pro scout with the club from 2000-04.

From 2005-07, Baugh served as the Assistant Director of Player Personnel for the Miami Dolphins. Prior to arriving in Miami, his responsibilities with New Orleans included evaluating free agent prospects, advance scouting of opponents and assisting in yearly draft preparations.

Baugh opened his NFL career with the Seattle Seahawks, spending eight years with the club in various capacities. He started as a public relations intern in 1992, served as an administrative assistant to head coaches Tom Flores and Dennis Erickson from 1993-96 and moved to the player personnel department in 1997, where he was a scouting assistant. In 1998, Baugh was named manager of football administration for Seattle, and in 1999, his final year with the club, was promoted to assistant director of pro scouting.

Baugh graduated from Central Washington University with a bachelor's degree in business administration.



TERRY WOODEN

National Scout

Bringing the perspective of a ten-year NFL playing career and the last 17 years evaluating college players, Terry Wooden enters his 14th year with the Saints and fourth as a national scout. For his first nine years with the club he served as an area scout where his responsibilities included evaluating the prospects from the colleges located in the Western region of the country.

Wooden joined the Saints in 2007 after serving as a college scout for the Buffalo Bills from 2003-2006.

Wooden was selected in the second round (29th overall) by Seattle in the 1990 NFL Draft and played for the Seahawks through 1996. After departing Seattle, he had stints with the Kansas City Chiefs (1997) and the Oakland Raiders (1998). He posted career totals of 700 tackles, 10 sacks, seven interceptions, 34 passes defended and 12 fumble recoveries. While with the Seahawks he was voted by his teammates as the club's 1992 Ed Block Courage Award winner, presented to the player who best exemplifies the principles of courage and sportsmanship.

During his college career at Syracuse, Wooden was a four-year starter and selected to the All-East Coast Athletic Conference first-team three times. He graduated in 1990 with a bachelor's degree in sociology. Following his career, Wooden was voted to the Syracuse All-Century Team.

Terry's brother, JoJo Wooden, is the director of player personnel for the Los Angeles Chargers.



CODY RAGER

National Scout

Cody Rager is in his sixth year with the Saints, having been promoted following the 2018 NFL Draft to a national scout after joining the team as an area scout in 2015.

From 2014-15, Rager served as the University of Tennessee's Director of Recruiting. The Morris, AL, native spent the previous two seasons (2012-13) in the Miami Dolphins personnel department. Rager served as a scouting assistant in 2012 and was promoted to West Regional scout in 2013. From 2010-12, Rager worked as a Player Personnel

assistant at his alma mater, the University of Alabama, where he provided current information, evaluation and highlights for all Crimson Tide prospects. Rager received his Bachelor's degrees in Finance and Economics in 2010 and earned his Master's degree in Sport Management in 2012.



SCOTT CAMPBELL

Area Scout

Scott Campbell joined the Saints in 2018. He is entering his 34th NFL season and came to New Orleans after spending 17 years with Washington.

Prior to serving as serving as Senior Personnel Executive for Washington in 2017, Campbell served as the team's Director of College Scouting, a position in

which he oversaw the team's college scouting department and set the team's draft board for the team's 2017 draft class and played an integral role in identifying and selecting a number of impact contributors in the past several seasons.

Campbell originally joined Washington in 2001 as Director of College Scouting, overseeing the area scouts and assisting with the club's draft operations before heading up the scouting of pro personnel for the next four seasons. He returned in 2006 to take charge of the college scouting department, where he spent two seasons before being promoted to Director of Player Personnel. In 2015, he transitioned back to Director of College Scouting. Previously, Campbell spent the 2000 season in Chicago as Director of Pro Personnel, after three seasons in Kansas City, serving as a southeast area scout (1997-99).

Campbell began his NFL career with the Atlanta Falcons in 1987, serving as an assistant to his late father, Head Coach Marion Campbell - who also served as the defensive coordinator for the NFC Champion Philadelphia Eagles in 1980. He spent three years as the administrative assistant to the coaching staff, helping coordinate training camp, scouting, quality control and additional football logistics. In 1990, he moved over to Atlanta's personnel department fulltime for a seven-season run as an area scout. Campbell earned his bachelor's degree in education from the University of Georgia in 1984, where he played on the offensive line for three SEC Championship squads, including the 1980 National Championship team. He went on to earn a master's degree in education from Auburn University in 1986, while working with the Tigers' coaching staff as a graduate assistant from 1985-86.



JON SANDUSKY

Area Scout

Jon Sandusky, a veteran of 19 seasons in player personnel, enters his sixth season with the Saints as an area scout. Prior to coming to New Orleans, he spent five seasons with the Cleveland Browns, four as director of player personnel and one as a player personnel associate. He joined the Browns in 2010, after serving nine years in the player personnel department of the Philadelphia Eagles. He joined the Eagles in 2001 as an intern, served as pro scout from 2002-07 and was promoted to director of pro personnel in 2008. Before joining the Eagles, Sandusky was a coaching intern in 2000 at Penn State.

A native of State College, Pa., Sandusky played safety for Penn State from 1996-99 and earned an exercise science degree. He was a member of the Big Ten's all-academic squad from 1998-99 and received the Frank Patrick Commitment Award in 1998 for his dedication, academics and conditioning.



CASEY TALLEY

Area Scout

Casey Talley enters his fifth season as an area scout and his ninth year as a member of the Saints player personnel staff.

Prior to his promotion in 2016, Talley worked for two years as the club's combine scout. From 2012-13, he served as a player personnel assistant. In his role, he assisted the team's player personnel department in various areas, including evaluating both college and professional players, advance scouting of upcoming opponents, in-season tryouts and attending college pro days.

Talley graduated from the University of Oklahoma in 2011 with a bachelor's degree in business administration.




JOEY VITT, JR.

Area Scout

Joey Vitt is in his 12th season with the New Orleans Saints personnel department, for whom he's served a number of roles and his seventh as an area scout. He first joined the club in 2009 as a scouting assistant and served as a combine scout from 2012-14.

Vitt was born March 3, 1980 in Towson, Maryland and majored in sports management at Towson. He is the son of longtime NFL coach Joe Vitt, who served as assistant head coach/linebackers with the Saints from 2006-16.



MIKE DIJULIO

Area Scout

Mike DiJulio, an eight-year veteran of player personnel, enters his third season with New Orleans in 2020. He was promoted to an area scout in 2019 after having served as the club's combine scout in 2018.

From 2014-16, DiJulio served as general manager of football operations for the Arena Football League's Orlando Predators, a time when the Predators qualified for the playoffs all three seasons, captured two division titles and advanced to the conference championship once. DiJulio also previously served as the director of player personnel of the Portland Thunder (2013-14) and as the director of communications/player personnel assistant of the Utah Blaze (2011-13).

DiJulio began his career in football as a research assistant for Scouting Services Inc. from 2009-11. He graduated from Washington State University with a bachelor's degree in social sciences.



PAUL ZIMMER

College Scouting Coordinator/
Area Scout

Entering his 14th season with the Saints, Paul Zimmer is in his eighth year as college scouting coordinator, having also added area scouting responsibilities five years ago.

His main responsibilities include maintaining the day-to-day operations of the club's college scouting department regarding scouts' scheduling, processing and organizing the information gathered on draft-eligible players and maintaining a computer database of scouting reports. In addition to his coordinator responsibilities, Zimmer has been on the road scouting for the last four years. In 2017, he took over as the area scout for colleges in Louisiana, Mississippi, Arkansas, and Missouri. For the previous three years he served as the area scout for South Dakota, North Dakota, Minnesota, Montana, Iowa, and Nebraska.

The Sioux Falls, S.D. native served as a video assistant from 2010-13, where his primary duties were filming all games and practices, organizing weekly game film from other teams and creating specialized cutups for the coaching staff. He first joined the club as a ticket and suite sales account executive in 2007.

Zimmer played rugby at Northwest Missouri State and graduated in 2007 with a bachelor's degree in marketing.



JUSTIN MATTHEWS

Pro Scouting Coordinator

Entering his 11th season with the Saints, Justin Matthews has a wide-range of responsibilities in the football operations department. In 2019, he will serve in his third season as the club's pro scouting coordinator after serving as a player/personnel analyst from 2015-17.

In his current position, he assists Pro Scouting Director Terry Fontenot in monitoring daily league transactions, overseeing free agency, evaluating pro players and the development of advance scouting reports. Matthews is responsible for prepping all special teams advances for upcoming opponents. In his current role he will continue to compile projects regarding leaguewide statistical trends and assisting Vice President of Football Administration Khai Harley with salary cap management and player and contract analysis. Prior to 2015, Matthews served as a

video assistant for two years, initially starting with the club in their stadium operations department in 2010 as the Manager of Business Operations.

A native of Cherry Hill, New Jersey, Matthews is a graduate of Tulane University with a bachelor's degree in both accounting and finance, and a master's of accountancy.



MATT PHILLIPS

Combine Scout

Matt Phillips enters his second season as the club's combine scout, and in his position works for the Saints and the National Scouting Combine. Phillips' reports on college prospects are shared with other teams that are members of the service.

Prior to being promoted, Phillips served as a scouting assistant with the Saints for two seasons. In his role, he assisted the team's player personnel department in various areas, including evaluating college and professional players, advance scouting of upcoming opponents, in-season tryouts and attending college pro days.

Phillips graduated from Ohio University in 2017 with a bachelor's degree in sports management and a minor in business administration. As an undergraduate he served as a football recruiting assistant. The Chicago native also served in summer athletic department internships at Northwestern University in 2014 and 2015.



RYAN HERMAN

Football Research & Strategy

Ryan Herman enters his fourth season in the Saints player personnel department and his 13th in the NFL overall.

From 2010-2016, Herman fulfilled several roles for the Miami Dolphins and served as the club's director of football administration beginning in 2014. While attending Cornell University's School of Industrial and

Labor Relations, Herman served as an intern in the labor law department of Proskauer Rose, L.L.P., where he provided litigation support to numerous Major League Baseball clubs during player salary arbitration hearings. Upon graduating from Cornell in 2004, he enrolled at Hofstra University School of Law, where he focused on labor and employment law and served as a law clerk for the NFL Management Council from 2006-2007. Prior to joining the Dolphins, Herman was an attorney with Solferino & Solferino, L.L.P., and practiced commercial litigation in Mineola, New York.

Herman was born and raised in Northport, N.Y. He received a B.S. in Industrial and Labor Relations from Cornell, and earned his J.D. from Hofstra University in 2007. He became a member of the New York State Bar in November, 2008.



FRED McAFEE

Director of Player Engagement

With a wide-range of responsibilities centered around helping players and their families improve their quality of life as well as invest in their futures, Fred McAfee enters his 14th season in the front office, serving as director of player engagement. He also organizes continuing college education opportunities, intern-

ships, life skills training seminars, financial education classes and family assistance.

In addition, McAfee serves as a conduit between players and their dealings with coaches and management. He also helps rookies adjust to the National Football League and assists former players in making the transition into life after their careers. He was a longtime special teams standout as a Saints' player, and retired following the 2006 season after a 16-year career.

The transition to the front office has been smooth for McAfee, who was known as a positive influence in the locker room during his time in the league. He played in 194 games in his career, including 122 contests in two stints with New Orleans. Picked by the Saints in the sixth round of the 1991 NFL Draft out of Mississippi College, he played for three of the club's division champion teams and has been affiliated with the team for all seven, including the 2009 Super Bowl XLIV Championship campaign.

McAfee first played for the Saints from 1991-1993, leading New Orleans in rushing as a rookie with a career-high 494 yards. That season the Saints won their first NFC West division title. Following a seven-game stint with the Arizona Cardinals in 1994, he was signed by the Pittsburgh Steelers later that season. He stayed with the Steelers until 1998, and served as their special teams captain for two years. McAfee rejoined the Saints in 2000 following a brief stint in Tampa Bay and was voted to the Pro Bowl in 2002 for his stellar special teams play. His final game in New Orleans was the 2006 regular season finale vs. the Carolina Panthers, and one of the final carries of McAfee's career was a six-yard burst for a touchdown in the third quarter.

McAfee played at Mississippi College from 1987-90 and is the school's all-time leader in rushing (4,416), rushing touchdowns (38) and all-purpose yards (6,230). He graduated with a bachelor's degree in mass communications in 1991 and was inducted into the school's Athletic Hall of Fame in 2002, the Division II College Football Hall of Fame in 2011 and into the Mississippi Sports Hall of Fame in 2015. In 2007, he completed the NFL Managers Program at Stanford University's Executive Education Graduate School of Business. He has also completed his Athlete Development Professional Certification at the Wharton School of Business.

FOOTBALL OPERATIONS

OWNER

FOOTBALL

ADMINISTRATION

RECORDS


HISTORY



DEBBIE GALLAGHER
Exec. Asst. to the
EVP/GM



DANNY LAWLESS
Director of Security



JORDAN TRAYLOR
Scouting Assistant



WILL MARTINEZ
Scouting Assistant



BEN AUTIN
Football IT



JOSH SHEETZ
Lead Systems
Developer



DOUG MILLER
Executive Director of Football
Communications

Douglas Miller enters his 29th season in the National Football League and his 14th season with the Saints.

He is responsible for the day-to-day communications efforts of the Saints and the team's public relations efforts.

Miller joined the Saints in 2006 after 15 seasons with the New York Jets, where he served in a variety of roles in the team's public relations efforts, including his past four as the team's director of public relations. He began his career in 1991 as an intern in the Jets' department before he hired full-time. Miller has worked 12 Super Bowls and numerous AFC Championship games and has served on a variety of committees and working with the Super Bowl and NBA All-Star game committees.

Miller is originally from Pittsburgh and served as a student assistant in the Sports Information Department at the University of Pittsburgh as an undergraduate in the late 1980's. He completed his Bachelor of Arts from the State University of New York. Miller is married to Carolyn and the couple has two children, Tyler and Lauren, and reside on the Northshore.

COMMUNICATIONS/PHOTOGRAPHY/ALUMNI STAFF



MICHAEL C. HEBERT
Director of
Photography



JUSTIN MACIONE
Director of Football
Communications/
Publications Director



EVAN MEYERS
Football Comm./
Legends & Alumni
Manager



JORDY SPITALE
Corporate
Communications
Manager



DAVIS FRIEND
Football
Communications
Associate



DAN SIMMONS
Alumni/Legends
Development
Coordinator



DAVE DESPOSITO
Video Director

Dave Desposito, who oversees the filming of all games and practices and edits the video on a daily basis for the coaches, scouts and front office personnel, enters his 19th season with the Saints as video director.

Desposito's responsibilities include breaking down the opponent's weekly game video and keeping a detailed archive for the coaching staff. Under his supervision, the Saints have also installed a state-of-the-art, digital editing system networked throughout the building via computer, accessible by the coaching and player personnel staff. Desposito also oversaw the club's upgrade to HD technology and is responsible for the "Thunder Cloud" tablet downloads of video for players, coaches and road scouts.

It's time-consuming work that involves late nights and tight deadlines, and the game film that Desposito and his staff generates – as well as that of every NFL team – is uploaded to a network that all 32 teams have access to.

Desposito came to New Orleans after serving as assistant video director from

1998-2001 for the Jacksonville Jaguars. He worked from 1993-97 for the New York Giants as an intern, coach's show assistant and video assistant.

A native of Little Ferry, N.J., Desposito graduated from William Paterson University with a degree in communications.

VIDEO STAFF



**JOE
ALLEY**
Assistant Video
Director



**TIM
YOUNGBLOOD**
Video Assistant



**BEN
MARTINEZ**
Video Assistant



BEAU LOWERY

Director of Sports Medicine

Beau Lowery, entering his 23rd year of experience in the athletic medical field, is in his fourth season as the club's director of sports medicine after serving as director of rehabilitation from 2015-16 and as an assistant athletic trainer/physical therapist in his first four seasons with the team.

Lowery came to the Saints in 2011 after spending two years as a physical therapist/athletic trainer at the Baton Rouge Orthopaedic Clinic and helping establish Traction Elite Physical Therapy in Baton Rouge, La. Lowery served as an associate athletic trainer/physical therapist at Louisiana State University from 2004-10. His primary responsibilities were serving as the physical therapist and athletic trainer for the baseball program during a period when they won one Southeastern Conference title, three conference tournament championships and one College World Series. Lowery also oversaw men's golf and cheerleading at LSU. While serving as a graduate assistant from 2004-05, he worked with the women's soccer and gymnastics programs. The Seminary, Miss. native also served as an adjunct professor at LSU for six years.

Lowery graduated from the University of Mississippi Medical Center in 1998 with a bachelor's degree in physical therapy. Following graduation, he worked as a physical therapist at South Central Regional Medical Center in Laurel, Miss. While working in Laurel, Lowery finished his athletic training internship at Jones County Junior College and Jones County High School in June, 2000. Lowery then be-

came the outpatient physical therapy coordinator of South Central Regional Medical Center and the athletic trainer for Laurel High School.

Prior to his work at LSU, Lowery worked with the Pittsburgh Steelers for three summers. While a graduate assistant at LSU he earned his master's degree in kinesiology with an emphasis in motor behavior. Lowery completed the doctorate of physical therapy program through the University of Mississippi Medical Center in August, 2013. Lowery is also certified in Sports Physical Therapy through the American Board of Physical Therapy Specialists.



SHONE GIPSON

Head Athletic Trainer

Shone Gipson, an 18-year National Football League veteran, enters his first season as the Saints' Head Athletic Trainer.

Prior to coming to New Orleans, Gipson served the majority of his NFL athletic training career with the Buffalo Bills and Cleveland Browns. He served as head

athletic trainer of the Bills in the 2015-17 campaigns, promoted after 12 seasons as assistant athletic trainer. He served as an assistant athletic trainer with the Browns the past two seasons.

Following graduation from the University of Houston in 1999, where he served as a student athletic trainer, while receiving a bachelor's degree in kinesiology/athletic training emphasis, Gipson began his career as a graduate assistant athletic trainer at Stephen F. Austin University (1999-2001) and a summer training camp training intern with the New York Giants (2000), receiving a master of education in secondary education/athletic training emphasis. Gipson served as a season-long assistant athletic training intern with the Bills from 2002-03, before joining Texas A&M as an assistant athletic trainer for men's basketball and golf from 2003-04, before returning to Buffalo for the 2004 campaign. Gipson received his first NFL athletic training experience with an internship with Washington in 1998.



BEN STOLLBERG

Assistant Head Athletic Trainer

Ben Stollberg is in his seventh season with the Saints and second as Assistant Head Athletic Trainer.

Prior to joining the Saints, Stollberg served as an assistant athletic trainer at Mississippi State University from 2011-14. He worked with the Bulldogs football and women's tennis programs. In 2014, Stollberg received the Southeast Athletic Trainers Association's Backbone Award, which recognizes the region's outstanding assistant athletic trainer.

Stollberg studied at Louisiana State University and received a master's degree in kinesiology in 2011. He served as a graduate assistant at LSU from 2009-11, working with the football and men's & women's track & field/cross country programs. He graduated from Marquette University in 2009 with a bachelor of health sciences degree in athletic training.

Stollberg is a member of the National Athletic Trainers Association (NATA) and the Professional Football Athletic Trainers Society. Stollberg is certified in Active Release Techniques and is a certified Performance Enhancement Specialist through the National Academy of Sports Medicine (NASM).



JONATHAN GRESS

Director of Rehabilitation

Jonathan Gress joined came to the New Orleans Saints in 2018 as an assistant athletic trainer after serving as assistant athletic trainer/physical therapist with the Miami Dolphins from 2014-17. In 2019, he was promoted to director of rehabilitation, where he supervises the rehabilitation of injured players.

Prior to joining the Dolphins, Gress spent four years (2010-14) at the University of Arizona as an assistant athletic trainer/physical therapist. The Norman Ok. native received his master's degree in physical therapy from Oklahoma University in 2008 and an additional master's degree in athletic training at Texas Tech University in 2010.



KEVIN MANGUM

Assistant Athletic Trainer

Among the club's longest-tenured employees, Assistant Athletic trainer Kevin Mangum works in conjunction with the other members of the training staff to maintain the overall health and welfare of the team while also treating and rehabilitating injured players.

A native of Tylertown, Miss., Mangum has collected a lengthy list of honors as he enters his 40th season with the Saints, including being inducted into the Louisiana Athletic Trainers Association Hall of Fame in 2008.

His contributions have helped the athletic training staff earn several awards, including the 2007 Southeastern Athletic Trainers' Association (SEATA) Professional Athletic Trainers Award, the Fain Cain Memorial Award in 2006 and the NFL Athletic Training Staff of the Year in 1986 and 2006. Mangum received the Southeast Athletic Trainers Association's 1991 Backbone Award, which recognizes the region's outstanding assistant athletic trainer. In 2015, he was the NFC recipient of the Tim Davey Assistant Athletic Trainer Award, as voted on by his NFL peers with the Professional Football Athletic Trainers Society.

Mangum was a student athletic trainer for two years at Southwest Mississippi Junior College and two more at the University of Southern Mississippi before joining the Saints in 1981. He received a bachelor's degree in athletic administration with a specialization in athletic training from USM in 1981, and an advanced degree in physical education from the University of New Orleans in 1988.

Mangum is a member of both the Southwest Mississippi Junior College and University of Southern Mississippi Sports Hall of Fames.



JAMIE MEEKS

Director of Sports Nutrition

Jamie Meeks is a Registered Dietitian (RD) and a Board Certified Specialist in Sports Dietetics (CSSD). Meeks graduated from Louisiana State University in 2009 with a Bachelor's Degree in Nutritional Science (Dietetics). After graduation, she moved to Little

Rock, Arkansas, to complete her Dietetic Internship at

the University of Arkansas for Medical Sciences. After completing her internship and receiving her dietetics license, Meeks returned to LSU and in 2011 earned her Master's Degree in 2011 in Kinesiology with a concentration in Exercise

Physiology. Meeks is currently the Director of Sports Nutrition for the New Orleans Saints.

Meeks was an LSU Cheerleader. As captain three of her four years, she cheered for some of LSU's greatest sport teams, including LSU's 2007 National Championship Football team, LSU's 2006 SEC Champions and Final Four Men's Basketball team, and LSU's 2007 Final Four Women's Basketball team. An athlete herself, Meeks also competed for LSU as a member of LSU Cheerleading's nationals team, which faces off against the most elite collegiate cheerleading teams in the nation every year at UCA College Nationals in Orlando, Florida.

After completing her education, Meeks became the Director of Sports Nutrition for LSU Athletics and was the first full-time dietitian on staff in the program's history. At LSU, she developed the sports nutrition program, which functions both to attend to the athletes' dietary needs as well as educate them on proper nutrition and fueling strategies for optimal performance. Meeks played a key role in establishing the Athletic Fueling Stations and the initial planning for a multi-million dollar athletic dining facility. Aside from building the program, she also created the Undergraduate Sports Nutrition Internship, which for the first time gave LSU's dietetic undergraduates an opportunity to gain hands-on nutrition experience working with elite athletes.

In 2015, Meeks returned home to New Orleans where she assumed the role of Director of Sports Nutrition. She now helps professional athletes maintain their nutrition and implement optimal strategies for fueling, hydrating, and supplementing their diets so that they're achieving peak performance both in their training and on the field. She provides medical nutritional therapy and works closely with the athletic trainers, strength coaches, and team doctors in counseling the team and individual players.

Meeks is a member of the Academy of Nutrition and Dietetics, Louisiana Dietetic Association, Collegiate and Professional Sports Dietitians Association, and the Sports Cardiovascular and Wellness Nutrition dietetic practice group.

MEDICAL STAFF



DR. JOHN AMOSS
Team Physician



DR. LARRY "CHIP" BANKSTON, JR.
Head Team Orthopedist



DR. MICHAEL HARTMAN
Team Physician



DR. W. STEPHEN CHOATE
Team Physician



JOHN BAUMGARTNER

Head Equipment Manager

In 2020, Baumgartner enters his 18th season with organization, sixth as head equipment manager. In this role, he is responsible for the endless list of details that goes into filling the team's needs, including the purchase, upkeep and repair off all equipment and uniforms for players and coaches, the transportation

of that equipment for road trips and training camp as well as the daily practice field arrangement.

He began his NFL career working in the equipment room for the Saints in 2003. In 2008 he was promoted to assistant equipment manager. He also served as head equipment manager of the club's Arena Football League entry, the New Orleans VooDoo in 2007, assisting in the club's equipment department from 2004-05.

In 2005, Baumgartner was a part of a Saints equipment staff that was selected in a vote by their peers for the Whitey Zimmerman Memorial Award, annually given to the NFL equipment staff that exceeds the usual demands of the position. That season, the equipment staff overcame extraordinary challenges in the forced evacuation from New Orleans because of Hurricane Katrina.

The son of former Saints defensive lineman Steve Baumgartner, John Baumgartner attended the University of Southern Mississippi, where he played on the offensive line from 2000-02. The Covington native graduated with a bachelor's degree in sports administration in 2004.

EQUIPMENT STAFF



**COREY
GAUDET**
Assistant
Equipment Manager



**JOEL
GASTRIGHT**
Equipment
Assistant

ADMINISTRATION





GREG BENSEL

Senior Vice President of
Communications and Broadcasting

With responsibilities that include serving as the team's official spokesman, overseeing all internal and external communications and being the primary liaison between the club and national and local media, Senior Vice President of Communications and Broadcasting

Greg BenseL enters his 24th season with the New Orleans Saints. In addition to overseeing all communications efforts for the Saints, BenseL serves in the same role for the New Orleans Pelicans NBA franchise and manages the communications efforts and provides strategic counsel for Gayle Benson's community giving and business enterprises, including her local automotive dealerships, numerous real estate holdings, Benson Farm, GMB Racing, and Benson Capital Partners.

BenseL also oversees and manages GMB Racing - the horse racing operation for Benson, a multi-million dollar horse business which started in 2014. Three of GMB Racing's horses - Tom's Ready, Mo Tom and Lone Sailor, have competed in the Kentucky Derby as well as numerous Breeders Cups. In addition, BenseL works with the staff at Benson Farm at Greenwood Lodge in Paris, Ky. managing and planning breedings for the current Benson Farm broodmare band.

BenseL was promoted to vice president in 2006 after serving for nine seasons as director of media & public relations. In addition to supervising the staffs for both the Saints and Pelicans, his duties include planning the long-range public relations initiatives for both clubs as well as all of Gayle Benson's enterprises.

BenseL has also worked on the NFL public relations staffs for three Super Bowls.

Prior to joining the Saints, BenseL was director of media relations for the Super Bowl XXXI Host Committee and the Greater New Orleans Sports Foundation. He has also served on the media committee for the NCAA Men's Final Four, the SEC Men's Basketball Tournament and the Sugar Bowl.

A New Orleans native who graduated from Jesuit High School and Tulane University, BenseL started his professional sports career as a media relations administrator for the PGA of America in Palm Beach Gardens, Fla., where he served on the public relations staffs for the 1991 PGA Championship, the 1991 Senior PGA Championship and the 1991 Ryder Cup.



BEN HALES

Senior Vice President/
Chief Operating Officer

Ben Hales was named Senior Vice President and Chief Operating Officer for the New Orleans Saints and New Orleans Pelicans in August, 2017 and oversees business operations, marketing and community initiatives for both teams, as well as other business ventures for

Gayle Benson. Hales, who enters his 21st season with the Saints and ninth with the Pelicans, previously spent seven seasons as the Saints' Vice President of Marketing and Business Development.

On a daily basis, Hales directs the Saints' and Pelicans' marketing and creative efforts, as well as community initiatives and game and event presentation. He is also intricately involved in both clubs' critical planning of short-term and long-range marketing and operations efforts. Hales' duties also entail facility operations at the Mercedes-Benz Superdome and Smoothie King Center, broadcasting partnerships, promotions, advertising, special events and youth programs.

During the 2012-13 NBA season, the Hornets franchise announced that they would re-brand following the season and become the New Orleans Pelicans. Hales was instrumental in the re-branding efforts from start to finish, helping to first conceptualize the look to represent the Pelicans namesake and leading the planning for the official announcement in January, 2013.

In October, 2011, Hales finalized a ground-breaking ten-year naming rights deal for the Saints' iconic stadium with Mercedes-Benz USA. Throughout his tenure, he has helped create and implement a variety of innovative opportunities for both local and national partners to build relationships with the club, including the development of Patron Saints Partners, a premium sponsorship program. Under his direction the club added a sponsorship and fulfillment department, to ensure corporate partners receive the highest level of service.

The Saints have continued to increase the number and variety of television and radio programs after Hales assumed the role of the club's primary programming negotiator. In addition to three weekly in-season television programs, the Saints now produce numerous specials that have aired on different local television stations throughout each season, as well as on the club's digital media platforms.

Hales joined the Saints in 2000 as a corporate sales account executive. In 2001, he was promoted to corporate sales and broadcasting manager before becoming a director the following year and assuming the responsibilities of business and marketing operations.

Prior to joining the Saints, Hales worked in television advertising in New Orleans. In addition to his community efforts on behalf of the team, Hales is a member of the New Orleans City Park Board of Commissioners and the People's Health

Champions Selection Committee while also serving on the Super Bowl Bid Executive Committee and the NCAA Final Four Committee. Hales has also recently served on the Super Bowl XLVII Host Committee Executive Committee and NBA All-Star Host Committee.

In 2013, Hales was honored as a Young Leadership Council (YLC) Role Model and was named as one of *The Gambit's* 40 under 40 in 2012.

A New Orleans native and longtime Saints terrace and plaza level season ticket holder before joining the club, Hales earned a degree in English from the University of Mississippi in 1996.



ED LANG

Senior Vice President/
Chief Financial Officer

Ed Lang was named Senior Vice President/Chief Financial Officer for the New Orleans Saints and New Orleans Pelicans in June, 2012.

Entering his ninth year with the Saints and tenth with the Pelicans, Lang maintains the financial operations for both clubs, is the principal liaison with all vendors that service them and also oversees several administrative and operations departments. He supervises the business analytics, human resources, information technology and facilities and grounds departments for both clubs. Lang also has served as the primary contact for the NBA in related matters to his responsibilities since first being named CFO of the Pelicans franchise in 2011.

The Cincinnati native came to New Orleans following 13 years with the NHL's Nashville Predators in several different leadership capacities. For his last three years with the club he served as the team's President of Business Operations after the successful sale of the team to a new ownership group. Lang, who was with the franchise at its inception, began as the organization's Vice President/CFO and was named Executive Vice President of Finance and Administration/CFO in 2005.

Instrumental in assisting the club's founder Craig Leipold in securing the expansion franchise that became the Predators in 1997, Lang was one of the club's first employees, playing an important role in creating the organization's structure and establishing its business operations. He was in charge of all aspects of the Predators operations outside of hockey, including Bridgestone Arena operations and development of the club's long-term plans and goals. He was responsible for the franchise's business operations, which included ticket operations and sales, sponsorship sales, broadcasting, marketing, communications and development, administration and finances.

Prior to joining the Predators, Lang worked for S.C. Johnson and Son in Racine, Wisc. for 12 years. He served in a variety of business and financial capacities, in-

cluding venture manager for the office of the chairman, financial support manager, North America professional markets; and financial project manager, corporate financial analysis.

In March, 2006, Lang was elected to the board of directors for Johnson Outdoors, a leading global outdoor recreation company. The company designs, manufactures and markets a portfolio of winning, consumer-preferred brands across four categories: watercraft, marine electronics, diving and outdoor equipment.

After moving to Nashville in 1997, Lang became very active in the Middle Tennessee community. He served as Chairman of Nashville's Adventure Science Center in 2008-10, and as a member on numerous boards, including the Nashville Convention and Visitors Bureau, the Nashville Downtown Partnership, Make-A-Wish Foundation of Middle Tennessee and the Nashville Predators Foundation. In 2011, Lang was appointed to the Loyola University New Orleans School of Business Visiting Committee. Lang was appointed to the Southeast Louisiana Boy Scouts of America board in 2015. Most recently, Lang joined the Board of Directors of the Louisiana Children's Museum.

A 1985 Indiana University graduate with a B.S. in finance, Lang received his MBA from Marquette University in 1992. He is an outdoor enthusiast and has competed in numerous triathlons, marathons and cycling events. He also enjoys skiing and mountain climbing.



VICKY NEUMEYER

Senior Vice President/
General Counsel

Vicky Neumeyer was named Senior Vice President/General Counsel of the New Orleans Pelicans, in addition to serving in the same position for the New Orleans Saints, in June, 2012, overseeing all legal aspects of both teams.

Providing comprehensive legal consultation and services to the two clubs' executive staff and assuring compliance in all of the organizations' business endeavors, Neumeyer has been a key member of the Saints' front office since first joining the club in 2000 and was promoted to vice president/general counsel in 2006.

Her responsibilities include drafting key documents - including leases, sponsorship agreements and broadcast contracts - identifying and analyzing legal issues and presenting comprehensive recommendations.

A member of the Louisiana and federal bar associations, prior to joining the Saints, Neumeyer spent over five years as an in-house corporate litigation attorney for Exxon. Previously she served as a judicial clerk for the Supreme Court of Louisiana and was in private practice as a consultant to major corporate clients and law firms.

Neumeyer possesses extensive experience in Sports Law, including antitrust, labor and organizational matters. She also has a comprehensive background in CAD engineering, software development firm drafting, negotiating contracts worldwide, copyrighting and in handling legal business issues.

In 2004, Neumeyer was selected by the Saints to attend the Stanford Business School's Executive Education NFL-Stanford Program for Managers, an educational program and honor known league-wide as an important training ground for promising executives. She has also been invited to speak at several venues, including Harvard Law School, The Sports Lawyer's Association annual conferences, American Bar Association programs, Tulane Law School, and Loyola University New Orleans Law School. She sits on the boards of The NOCCA Institute, the IN-FINITY Science Center, the Arizona State University Sports Law Program as well as the Sports Lawyers' Association, and is actively involved with the Girl Scouts of Southeast Louisiana.

After completing her undergraduate work Summa Cum Laude at the University of Wisconsin, Neumeyer earned a Master of Science Degree in Audiology at the school. She graduated with honors from Loyola Law School and attained a Master of Law with Distinction with a dual emphasis in Intellectual Property Law and Sports Law from Tulane School of Law.



MICHAEL STANFIELD
Senior Vice President of Sales

As Senior Vice President of Sales of the New Orleans Saints and New Orleans Pelicans, Michael Stanfield is a key member of the front office for both clubs. The long-time sports administrative executive is responsible for overseeing the entire consumer and corporate sales efforts for both the New Orleans Saints and New

Orleans Pelicans, the two revenue-generating facets of both organizations.

Entering his 21st season with the Saints and ninth with the Pelicans, Stanfield is responsible for all of both clubs' sales efforts - directing the sale of season tickets, group tickets, floor seats and corporate partnerships, developing sales executives to the next level in their field, supervising the lease of the Mercedes-Benz Superdome and Smoothie King Center luxury suites, managing food and beverage for both facilities, overseeing a vast merchandising business for both teams flanked by a Saints and Pelicans team store, as well as maintaining the clubs' high standards of customer service and retention.

Since taking over leadership of the Pelicans' ticket sales and merchandising efforts, the organization has seen an increase in season-ticket sales and merchandise sales that were the second-biggest growth in the NBA.

Under his direction, the Saints have surpassed the majority of the club's ticket

sales milestones, including selling out on a season-ticket basis for the first time in franchise history in 2006 – a feat that has reached 14-straight seasons. In addition the club has leased every Superdome suite since the beginning of the 2008 campaign. Saints official merchandise has grown annually into one of the NFL's top sellers. Stanfield also supervises the ticket, suite sales and box office personnel on a daily basis, in addition to serving as the food and beverage service liaison with the Mercedes-Benz Superdome.

Since Stanfield's arrival in 2000, the Saints have sold out every contest in the Superdome but one. Prior to the 2006 season, an innovative season-ticket marketing program fueled the rise of filling the stadium on a season-ticket basis. Fans on all economic levels were reached in an effort to retain existing accounts while cultivating new ones, and those efforts built a waiting list that has continued to grow for season tickets for the first time in franchise history. In 2017, the team established a single-season regular season attendance record for games played at the Mercedes-Benz Superdome with 585,113 fans attending Saints games.

Stanfield has also helped oversee the institution of a direct mail and email database to generate ticket sales and excitement surrounding the club and initiated other creative promotional campaigns by using the club's ever-expanding social and new media platforms. The Saints have been ranked number one by the National Football League in Overall Gameday Satisfaction for the past two seasons in a survey conducted by the NFL's League Observation Program and third party Expert Review Audits of all 32 clubs in an eight-category review. In 2017, the Pelicans were ranked first in the NBA in season ticket holder satisfaction in a league-commissioned survey.

At the same time as making fan experience a top priority, Stanfield's also been deeply involved in the extension and expansion of the already sizable corporate sponsorship base for both clubs. In recent years, Stanfield has directed the extension of long-term agreements with numerous valued partners like Cox Communications, Entergy and Verizon, as well as the expansion of the Ochsner Health System partnership to include naming rights for the Ochsner Sports Performance Center.

A graduate of St. Leo (Fla.) University, Stanfield started his career in sports, serving as the assistant general manager of the Clinton (Iowa), Class A baseball team in 1988 and had attained impressive sales results in sports prior to joining the Saints in 2000. In 2007, Stanfield completed Stanford Business School's Executive Education NFL-Stanford Program for Managers, an educational program and honor known league-wide as an important training ground for promising executives.

Stanfield is on the Board of Directors for the Jefferson Chamber of Commerce, and served a member of the Super Bowl XLVII Host Committee and the Executive Host Committee for the 2014 and 2017 NBA All-Star Games. A sports industry public speaker, Stanfield has given presentations at many national events. He is also an active speaker at numerous youth foundations and professional groups both nationally and throughout the Gulf South.

Stanfield and his wife, Stacey, have one daughter, Olivia.


EXECUTIVE STAFF



**MELISSA
MANWARING**
Senior Executive
Assistant to the
Owner



**MELISSA
HOANG**
Executive
Personal Assistant
to the Owner



**CHARLES
VEDROS**
Personal Assistant
to the Owner

ADMINISTRATIVE STAFF



**DAVID
ADAMS**
Senior Corporate
Sales Account
Executive



**JANAE
ADAMS**
Production
Assistant



**CARRIE
ALBRIGHT**
Season Ticket
Account
Executive



**ASHLEY
AMOSS**
Videographer/
Editor



**SARA
ANDERSON**
Saintsations
Manager



**DAN
ASKIN**
Director, Digital
Marketing



**CHASE
ATKINSON**
Director of
Partnership Sales



**MEL
BARRY**
Marketing
Manager




**KELLY
BATISTA**
Director of
Partnership
Marketing



**NICK
BATISTA**
Premium Sales
Manager



**BRIAN
BEAN**
Senior Premium
Account Manager



**ADAM
BEGOUN**
Suite Sales
Account
Executive



**ERICA
BERNADAS**
Senior Manager
Partnership Sales



**BETH
BLACKBURN**
Manager of
Digital Platforms



**MEGAN
BOURG**
Operations
Coordinator

ADMINISTRATION

OWNER

FOOTBALL

ADMINISTRATION

RECORDS

HISTORY



JULIE BORSCH
Director of
Community
Relations



GENA BOUDREAUX
Season Ticket
Service Manager



COURTNEY BOYD
Partnership
Marketing
Coordinator



ANDREW BOYLAN
Season Ticket
Account Execu-
tive



CHARLENE BROWN
Receptionist



JEANNE BROWN
Executive
Assistant to the
President



KYLE CAMPBELL
Director of
Game
Presentation



J.D. CARRERE
Senior Content
Manager



MEGAN CARROLL
Partnership
Marketing
Coordinator



JOE CHAVIS
Ticket Operations
& Parking
Services Manager



GERRY CISNEROS
Video Editor



KEITH CLAVERIE
Assistant
Marketing
Manager



JAMES CROSBIE
Director of
Production



SHANEIKA DABNEY-HENDERSON
Vice President
of Production



ASHLEY DEATON
Senior Director of
Saintsations



JOHN DESHAIZER
Senior Writer/
Digital Media
Contributor



MATT DIXON
Director of
Premium Sales
and Service



PHILICIA DOUGLAS
Inside Sales
Manager



McKELL FAVROT
Digital Media
Content/
Partnership
Manager



KEVIN FERGUSON
Senior Premium
Account Manager

ADMINISTRATION

OWNER

FOOTBALL

ADMINISTRATION

RECORDS

HISTORY



**ADAM
FOURNIER**
Youth Programs
Coordinator



**LESLIE
GAMBONI**
Social Media
Contributor



**JONATHAN
GIBSON**
Premium Account
Manager



**CAROLINE
GONZALEZ**
Broadcast
Coordinator



**TODD
GRAFFAGNINI**
Digital Media
Contributor



**COURTNEY
GROS**
Senior Service &
Retention
Account
Executive



**TIM
GRZYCH**
Manager of
Ticket Operations



**CHRIS
GUIDRY**
Director of
Group Sales &
Service



**CHRIS
HARPSTER**
Group Sales
Account
Executive



**JOSH
HARRIS**
Operations
Manager



**SHOTA
HASHIMOTO**
Motion Graphics
Manager



**BRENDAN
HASSETT**
Videographer/
Editor



**DENTON
HUNTER**
Senior Group
Sales Account
Executive



**DERRICK
JAMES**
Director of Ticket
Operations



**MARIANA
JEREZ**
Special Events
Manager



**NIKI
JIMINEZ**
Partnership
Marketing
Coordinator



**STEPHANIE
JOHNSON**
Senior Service &
Retention
Account
Executive



**TAYLOR
JOHNSON**
Partnership
Marketing
Coordinator



**KATIE
KRAJECR**
Manager,
Initiatives



**SYDNEY
LABICHE**
Suite
Services
Coordinator

ADMINISTRATION

OWNER

FOOTBALL

ADMINISTRATION

RECORDS

HISTORY



**CHASE
LANGDON**
Partnership
Strategy
Manager



**JASON
LAPOUBLE**
Manager,
Community
Affairs



**VICTORIA
LEAHY**
Corporate
Partnership Sales



**ANGELA
LEON**
Ticket
Administration
Manager



**BLAKE
LEONARD**
Service &
Retention
Account
Executive



**SETH
LEWIS**
Motion Graphics
Coordinator



**TAYLOR
MAHAN**
Corporate
Partnership
Sales



**JONATHAN
MAHODY**
Videographer/
Editor



**EAVAN
MARTIN**
Partnership
Marketing
and Events
Coordinator



**JENNIFER
MARTINDALE**
Vice President
of Brand Strategy



**DUSTIN
MATHERNE**
Season Ticket
Account Execu-
tive



**LAYNE
MURDOCH JR.**
Video/Still Photo
Manager



**JESSE
NANTZ**
Senior Group
Sales Account
Executive



**JANEICIA
NEELY**
Youth Programs
Associate



**DeANGELO
NORRIS**
Senior Group
Sales Account
Executive



**VIRGINIA
PACE**
Partnership
Marketing
Coordinator



**JENNA
ROMIG
PARENTON**
Director of
Partnership
Marketing



**MORGAN
PARMER**
Fan Engagement
Coordinator



**AUSTIN
PASCO**
Manager,
Youth Programs



**STEPHEN
PATE**
Vice President of
Gov. Relations &
Business
Operations

ADMINISTRATION



**ROGER
PERRYMAN**
Service &
Retention
Account
Executive



**JONATHAN
PICK**
Ticket Operations
Coordinator



**JOHNNY
PIZZO**
Corporate
Sales Account
Executive



**JIM
POLLINO**
Season Ticket
Account
Executive



**BLAIR
POSITERRY**
Partnership
Strategy
Designer



**ALEX
RESTREPO**
Director of Social
Media



**JOSH
RICHARDSON**
Gameday
Producer



**BRYAN
ROSS**
Vice President of
Ticket Sales &
Service



**MARIO
SCARFALLOTO**
Senior Service &
Retention
Account
Executive



**ALEX
SCHULTE**
Senior Director of
Partnership Sales
& Strategy



**SAM
SHANNON**
Digital Media
Coordinator



**ELICIA
BROUSSARD-
SHERIDAN**
Director, Youth
Programs &
Social Unification



**BLAKE
SIMON**
Senior Director of
Ticket Service &
Operations



**LAUREN
SIMS**
Group Sales
Account
Executive



**DOUG
TATUM**
Vice President,
Digital Media



**JORDAN
THOMAS**
Service and
Retention
Account
Executive



**MOLLY
THREETON**
Premium
Services
Coordinator



**JESSE
THOMAS**
Partnership
Marketing
Coordinator



**IAN
TIGCHELAAR**
Senior Director of
Business/
Marketing
Operations



**DESTINIE
TUCKER**
Email/Digital
Marketing
Specialist

OWNER

FOOTBALL

ADMINISTRATION

RECORDS

HISTORY

ADMINISTRATION



**CHAD
VINCENT**
Senior Graphic
Designer



**MARSHE'
WASHINGTON**
Fan Engagement
Manager



**QUINTON
WASHINGTON**
Partnership
Marketing
Coordinator



**MATT
WEBB**
Vice President
of Corporate
Partnerships



**ANDY
WEILBAECHER**
Digital Developer

FINANCE & ACCOUNTING



**DAVID
CHAIX**
Vice President,
Team Accounting



**PATRICE
GUNTER**
Vice President,
Controller



**JAY
ROMIG**
Executive
Administrative
Director



**MALLORY
VEDROS**
Assistant
Controller



**SHEILA
CHIMENTO**
Senior Staff
Accountant



**JOHN
BERFECT**
Mail Clerk

ADMINISTRATION

LEGAL



**MATTHEW
SHARPE**
Staff Attorney

HUMAN RESOURCES



**PAT
McKINNEY**
Vice President of
Human Resources



**MARY
VINET**
Benefits Manager



**ALYSSA
WALTER
HADDEN**
Human Resources
Director



**SHELLEY
BENNETT**
Payroll Manager

BUSINESS ANALYTICS



**BEN
WANG**
Executive Director
of Business
Intelligence



**KATE
McCABE**
Business
Intelligence
Manager



**STEPHEN
NEAL**
Senior Business
Intelligence
Analyst



**SARAH
SEITZ**
Sr. Business
Intelligence
Analyst, Marketing
& Digital Media



**NATALIE
PHILLIPS**
Business
Intelligence
Analyst



**SUSAN
CHADWICK**
Business
Intelligence
Analyst, Data
Operations



**TEJAS
BALA**
Data Scientist



**MATT
MARKER**
Business
Intelligence
Associate

OWNER

FOOTBALL

ADMINISTRATION

RECORDS

HISTORY

ADMINISTRATION

INFORMATION TECHNOLOGY



**JEFF
HUFFMAN**
Senior Director of
IT Security &
Administration



**JODY
BARBIER**
IT Operations
Director



**KEVIN
BREWER**
Computer
Systems &
IT Manager



**CHRIS
CHAPITAL**
Desktop Support
Specialist



**BROCK
ORRETT**
Desktop Support
Specialist

FACILITIES



**TERRY
ASHBURN**
Facilities
Director



**WADE
VICKNAIR**
Assistant
Facilities
Manager



**COREY
ROGERS**
Grounds
Superintendent



**GORDON
DUPLESSIS**
Facilities
Assistant



**MICHAEL
EIFFERT**
Facilities
Assistant



**CODY
VICKNAIR**
Facilities
Assistant

RECORDS



CAREER LEADERS

Scoring

		TD	PAT	FG	Total
1.	Morten Andersen (1982-94)	0	412	302	1,318
2.	John Carney (2001-06, 09-10)	0	264	168	768
3.	Wil Lutz (2016-)	0	196	119	553
4.	Doug Brien (1995-2000)	0	144	123	513
5.	Marques Colston (2006-15)	72	0	0	432
6.	Garrett Hartley (2008-13)	0	176	82	422
7.	Mark Ingram II (2011-18)	55	3*	0	336
8.	Deuce McAllister (2001-09)	55	0	0	330
9.	Dalton Hilliard (1986-93)	53	0	0	318
10t.	Joe Horn (2000-06)	50	3*	0	306
10t.	Jimmy Graham (2010-14)	51	0	0	306

* – Two-point conversions

Touchdowns

		No.
1.	Marques Colston (2006-15)	72
2.	Deuce McAllister (2001-09)	55
	Mark Ingram II (2011-18)	55
4.	Dalton Hilliard (1986-93)	53
5.	Jimmy Graham (2010-14)	51
6.	Joe Horn (2000-06)	50
7.	Eric Martin (1985-93)	48
8.	Pierre Thomas (2007-14)	41
9.	Lance Moore (2005-13)	39
10.	Alvin Kamara (2017-)	38

Rushing Yards

		Att.	Yards	Avg.	Long	TD
1.	Deuce McAllister (2001-09)	1,429	6,096	4.3	76t	49
2.	Mark Ingram II (2011-18)	1,321	6,007	4.6	75t	50
3.	George Rogers (1981-84)	995	4,267	4.3	79t	23
4.	Dalton Hilliard (1986-93)	1,126	4,164	3.7	65t	39
5.	Pierre Thomas (2007-14)	818	3,745	4.6	48	28
6.	Rueben Mayes (1986-88, 90)	837	3,408	4.1	50	23
7.	Chuck Muncie (1976-80)	788	3,393	4.3	69t	28
8.	Ricky Williams (1999-2001)	814	3,129	3.8	46	16
9.	Tony Galbreath (1976-80)	760	2,865	3.8	74t	27
10.	Mario Bates (1994-97)	678	2,554	3.8	74t	21

Passing Yards

		Yards	Att.	Comp.	Pct.	TD	Int.
1.	Drew Brees (2006-)	65,068	8,352	5,742	68.8	467	184
2.	Archie Manning (1971-75, 77-82)	21,734	3,335	1,849	55.4	115	156
3.	Aaron Brooks (2000-05)	19,156	2,771	1,563	56.4	120	84
4.	Bobby Hebert (1985-89, 91-92)	14,630	2,055	1,202	58.5	85	75
5.	Jim Everett (1994-96)	10,622	1,571	958	61.0	60	48
6.	Billy Kilmer (1967-70)	7,490	1,116	592	53.0	47	62
7.	Dave Wilson (1981, 83-88)	6,987	1,039	551	53.0	36	55
8.	Steve Walsh (1990-93)	3,879	620	336	54.2	25	22
9.	Ken Stabler (1982-84)	3,670	570	326	57.2	17	33
10.	Billy Joe Tolliver (1998-2000)	3,343	467	249	53.3	15	20

Passing Touchdowns

	TD	Att.	Comp.	Yards	Pct.	Int.
1. Drew Brees (2006-)	467	8,352	5,742	65,068	68.8	184
2. Aaron Brooks (2000-05)	120	2,771	1,563	19,156	56.4	84
3. Archie Manning (1971-75, 77-82)	115	3,335	1,849	21,734	55.4	156
4. Bobby Hebert (1985-89, 91-92)	85	2,055	1,202	14,630	58.5	75
5. Jim Everett (1994-96)	60	1,571	958	10,622	61.0	48
6. Billy Kilmer (1967-70)	47	1,116	592	7,490	53.0	62
7. Dave Wilson (1981, 83-88)	36	1,039	551	6,987	53.0	55
8. Steve Walsh (1990-93)	25	620	336	3,879	54.2	22
9. Ken Stabler (1982-84)	17	570	326	3,670	57.2	33
10. Bobby Scott (1973-82)	15	500	237	2,781	47.4	28
Billy Joe Tolliver (1998-2000)	15	467	249	3,343	53.3	20

Receptions

	Rec.	Yards	Avg.	Long	TD
1. Marques Colston (2006-15)	711	9,759	13.7	86t	72
2. Eric Martin (1985-93)	532	7,854	14.8	84	48
3. Joe Horn (2000-06)	523	7,622	14.6	72t	50
4. Michael Thomas (2016-)	470	5,512	11.7	72t	32
5. Jimmy Graham (2010-14)	386	4,752	12.3	59	51
6. Lance Moore (2005-13)	346	4,281	12.4	80t	38
7. Pierre Thomas (2007-14)	327	2,608	8.0	57	12
8. Danny Abramowicz (1967-73)	309	4,875	15.8	80t	37
9. Reggie Bush (2006-10)	294	2,142	7.3	74	12
10. Tony Galbreath (1976-80)	284	2,221	7.8	38	6

Receiving Yards

	Yards	Rec.	Avg.	Long	TD
1. Marques Colston (2006-15)	9,759	711	13.7	86t	72
2. Eric Martin (1985-93)	7,854	532	14.8	84	48
3. Joe Horn (2000-06)	7,622	523	14.6	72t	50
4. Michael Thomas (2016-)	5,512	470	11.7	72t	32
5. Danny Abramowicz (1967-73)	4,875	309	15.8	80t	37
6. Jimmy Graham (2010-14)	4,752	386	12.3	59	51
7. Devery Henderson (2004-12)	4,377	245	17.9	84t	21
8. Lance Moore (2005-13)	4,281	346	12.4	80t	38
9. Hoby Brenner (1981-93)	3,849	267	14.4	57	21
10. Quinn Early (1991-95)	3,758	270	13.9	70t	25

Punting Average (minimum 50 attempts)

	No.	Avg.	Long
1. Thomas Morstead (2009-)	630	46.9	70
2. Mark Royals (1997-98)	176	45.8	66
3. Mitch Berger (2003-05)	227	43.7	69
4. Steve Weatherford (2006-08)	166	43.5	61
5. Tommy Barnhardt (1987, 89-94, 99)	515	42.5	65
6. Tom McNeill (1967-69)	130	42.3	81
7. Brian Hansen (1984-88)	363	42.0	66
8. Steve O'Neal (1973)	81	41.7	71
9. Toby Gowin (2000-02)	211	41.6	62
10. Julian Fagan (1970-72)	225	41.6	71

CAREER LEADERS

Punt Return Average

(minimum 20 returns)

	No.	Yds.	Avg.	Long	TD
1. Mel Gray (1986-88)	49	657	13.4	80	1
2. Andre Hastings (1997-99)	23	305	13.3	76	0
3. Eric Guliford (1997-98)	57	599	10.5	40	0
4. Michael Lewis (2001-06)	142	1,482	10.4	83t	1
5. Howard Stevens (1973-74)	54	547	10.1	40	0
6. Pete Athas (1976)	35	332	9.5	67	0
7. Deonte Harris (2019-)	36	338	9.39	53t	1
8. Marcus Murphy (2015-16)	34	318	9.35	74t	1
9. Tommylee Lewis (2016-18, 20-)	36	335	9.31	59	0
10. Chad Morton (2000)	30	278	9.26	51	0

Kickoff Return Average

(minimum 25 returns)

	No.	Yds.	Avg.	Long	TD
1. Walt Roberts (1967)	28	737	26.3	91t	1
2. Darren Sproles (2011-13)	70	1,827	26.1	92	0
3. John Gilliam (1967-68, 1977)	31	809	26.1	94t	1
4. Courtney Roby (2008-12)	94	2,411	25.6	97t	1
5. Eric Guliford (1997-98)	61	1,559	25.6	102t	1
6. Tyrone Hughes (1993-96)	229	5,717	25.0	99t	3
7. Travaris Cadet (2012-16)	63	1,531	24.3	82	0
8. Michael Lewis (2001-06)	243	5,903	24.3	97t	3
9. Deuce McAllister (2001-09)	45	1,091	24.2	63	0
10. Pierre Thomas (2007-14)	82	1,949	23.8	88	0

Interceptions

	No.	Yds.	Avg.	Long	TD
1. Dave Waymer (1980-89)	37	395	10.7	44	0
2. Tommy Myers (1972-81)	36	621	17.3	97t	2
3. Sammy Knight (1997-2002)	28	464	16.6	91t	4
4. Gene Atkins (1987-93)	21	324	15.4	79	0
5. Dave Whitsell (1967-69)	19	236	12.4	41t	2
6. Johnnie Poe (1981-87)	17	267	15.7	40t	2
7. Toi Cook (1987-93)	16	280	17.5	63t	2
8. Ernie Jackson (1972-77)	15	187	12.5	46	0
Brett Maxie (1985-93)	15	206	13.7	50t	3
10. Fred Thomas (2000-07)	13	140	10.8	43	0
Mike McKenzie (2004-09)	13	267	20.5	75t	2

Quarterback Sacks (since 1982)

	No.
1. Rickey Jackson (1981-93)	115.0
2. Cameron Jordan (2011-)	87.0
3. Wayne Martin (1989-99)	82.5
4. Pat Swilling (1986-92)	76.5
5. Will Smith (2004-12)	67.5
6. Frank Warren (1981-89, 91-94)	52.5
7. Joe Johnson (1994-98, 2000-01)	50.5
8. La'Roi Glover (1997-2001)	50.0
9. Charles Grant (2002-09)	47.0
10. Jim Wilks (1981-93)	45.5

CAREER LEADERS

Field Goals

	Att.	Made	Pct.	Long
1. Morten Andersen (1982-94)	389	302	.776	60
2. John Carney (2001-06, 09-10)	203	168	.828	53
3. Doug Brien (1995-2000)	149	123	.826	56
4. Wil Lutz (2016-)	136	119	.875	58
5. Garrett Hartley (2008-13)	101	82	.812	55
6. Charlie Durkee (1967-68, 71-72)	101	52	.515	47
7. Tom Dempsey (1969-70)	75	40	.533	63
8. Rich Szaro (1975-78)	57	37	.649	50
9. John Kasay (2011)	34	28	.824	53
10. Bill McClard (1973-75)	45	23	.511	47
Benny Ricardo (1980-81)	42	23	.548	47

Games Played (minimum 100) No.

	No.		No.
1. QB Drew Brees (2006-)	216	30. RB Fred McAfee (1991-93, 2000-06)	122
2. K Morten Andersen (1982-94)	196	31. LB Vaughan Johnson (1986-93)	120
3. LB Rickey Jackson (1981-93)	195	32. S Brett Maxie (1985-93)	118
4. DE Frank Warren (1981-89, 91-94)	189	DE Charles Grant (2002-09)	118
5. T Stan Brock (1980-92)	186	34. P Tommy Barnhardt (1987, 89-94, 99)	110
6. DT/DE Jim Wilks (1981-93)	183	35. T Dave Lafary (1977-85)	109
7. TE Hoby Brenner (1981-93)	175	CB Fred Thomas (2000-07)	109
8. P Thomas Morstead (2009-)	158	37. RB Dalton Hilliard (1986-93)	108
9. DT Wayne Martin (1989-99)	171	K John Carney (2001-06, 09-10)	108
10. DT Derland Moore (1973-85)	170	39. LB Pat Swilling (1986-92)	107
11. G Jahri Evans (2006-16)	169	S Gene Atkins (1987-93)	107
12. T Zach Strief (2006-17)	158	41. G Jake Kupp (1967-75)	106
13. G/T Jim Dombrowski (1986-96)	151	DE Joe Johnson (1994-98, 2000-01)	106
14. DB Dave Waymer (1980-89)	149	RB Mark Ingram II (2011-18)	106
15. WR Marques Colston (2006-15)	146	44. DE/DT Willie Whitehead (1999-06)	105
16. LS Kevin Houser (2000-08)	144	RB Pierre Thomas (2007-14)	105
DE Cameron Jordan (2011-)	144	46. DE/LB Renaldo Turnbull (1990-96)	104
18. WR Eric Martin (1985-93)	143	47. DT Elex Price (1973-80)	103
19. C Joel Hilgenberg (1984-93)142		48. FB/RB Wayne Wilson (1979-86)	102
20. DE Will Smith (2004-12)	139	DE/DT Bruce Clark (1982-88)	102
21. C John Hill (1975-84)	138	WR Joe Horn (2000-06)	102
22. S Tommy Myers (1972-81)	136	LS Justin Drescher (2010-16)	102
23. QB Archie Manning (1971-75, 77-82)	134	52. TE Larry Hardy (1978-85)	101
TE John Tice (1983-92)	134	CB Toi Cook (1987-93)	101
25. LB Sam Mills (1986-94)	133	WR Lance Moore (2005-13)	101
26. T William Roaf (1993-2001)	131	55. CB Johnnie Poe (1981-87)	100
27. LB Joe Federspiel (1972-80)	130	C Jerry Fontenot (1997-2003)	100
28. WR Devery Henderson (2004-12)	124		
S Roman Harper (2006-13, 2016)	124		

YEARLY LEADERS

Scoring

		TD	PAT	FG	Points
1967 –	Charlie Durkee	-	27-27	14-32	69
1968 –	Charlie Durkee	-	27-27	19-37	84
1969 –	Tom Dempsey	-	33-35	22-41	99
1970 –	Tom Dempsey	-	16-17	18-34	70
1971 –	Charlie Durkee	-	24-25	16-23	72
1972 –	Danny Abramowicz	7	-	-	42
1973 –	Bill McClard	-	9-9	13-24	48
1974 –	Bill McClard	-	19-20	9-16	46
1975 –	Rich Szaro	-	17-17	10-16	47
1976 –	Rich Szaro	-	18-23	25-29	79
1977 –	Henry Childs	9	-	-	54
1978 –	Tony Galbreath	7	0-1	-	42
	Chuck Muncie	7	-	-	42
1979 –	Garo Yepremian	-	39-40	12-16	75
1980 –	Benny Ricardo	-	31-34	10-17	61
1981 –	George Rogers	13	-	-	78
1982 –	Wayne Wilson	5	-	-	30
1983 –	Morten Andersen	-	37-38	18-24	91
1984 –	Morten Andersen	-	34-34	20-27	94
1985 –	Morten Andersen	-	27-29	31-35	120
1986 –	Morten Andersen	-	30-30	26-30	108
1987 –	Morten Andersen	-	37-37	28-36	121
1988 –	Morten Andersen	-	32-33	26-36	110
1989 –	Dalton Hilliard	18	-	-	108
1990 –	Morten Andersen	-	29-29	21-27	92
1991 –	Morten Andersen	-	38-38	25-32	113
1992 –	Morten Andersen	-	33-34	29-34	120
1993 –	Morten Andersen	-	33-33	28-35	117
1994 –	Morten Andersen	-	32-32	28-39	116
1995 –	Doug Brien	-	16-16	12-17	52
1996 –	Doug Brien	-	18-18	21-25	81
1997 –	Doug Brien	-	22-22	23-27	91
1998 –	Doug Brien	-	31-31	20-22	91
1999 –	Doug Brien	-	20-21	24-29	92
2000 –	Doug Brien	-	37-37	23-29	106
2001 –	John Carney	-	32-32	27-31	113
2002 –	John Carney	-	37-37	31-35	130
2003 –	John Carney	-	36-37	22-30	102
2004 –	John Carney	-	38-38	22-27	104
2005 –	John Carney	-	22-22	25-32	97
2006 –	John Carney	-	46-47	23-25	115
2007 –	Marques Colston	11	-	-	66
2008 –	Pierre Thomas	12	-	-	72
2009 –	John Carney	-	50-52	13-17	89
2010 –	Garrett Hartley	-	40-40	20-25	100
2011 –	John Kasay	-	63-63	28-34	147
2012 –	Garrett Hartley	-	57-57	18-22	111
2013 –	Garrett Hartley	-	41-41	22-30	101
2014 –	Shayne Graham	-	46-47	19-22	103
2015 –	Kai Forbath	-	33-34	9-13	60
2016 –	Wil Lutz	-	49-50	28-34	133
2017 –	Wil Lutz	-	47-50	31-36	140
2018 –	Wil Lutz	-	52-53	28-30	136
2019 –	Wil Lutz	-	48-49	32-36	144

YEARLY LEADERS

Rushing Yards

	Att.	Yds.	Avg.	Long	TD
1967 – Jim Taylor	130	390	3.0	16	2
1968 – Don McCall	155	637	4.1	48	4
1969 – Andy Livingston	181	761	4.2	18	5
1970 – Tony Baker	82	337	4.1	29	1
1971 – Jim Strong	95	404	4.3	39	3
1972 – Bob Gresham	121	381	3.1	23	3
1973 – Jess Phillips	198	663	3.3	20	0
1974 – Alvin Maxson	165	714	4.3	66t	2
1975 – Mike Strachan	161	668	4.1	21	2
1976 – Chuck Muncie	149	659	4.4	51	2
1977 – Chuck Muncie	201	811	4.0	36	6
1978 – Tony Galbreath	186	635	3.4	20t	5
1979 – Chuck Muncie	238	1,198	5.0	69t	11
1980 – Jimmy Rogers	80	366	4.6	24	1
1981 – George Rogers	378	1,674	4.4	79t	13
1982 – George Rogers	122	535	4.4	38	3
1983 – George Rogers	256	1144	4.5	76t	5
1984 – George Rogers	239	914	3.8	28	2
1985 – Wayne Wilson	168	645	3.8	41t	1
1986 – Rueben Mayes	286	1,353	4.7	50	8
1987 – Rueben Mayes	243	917	3.8	38	5
1988 – Dalton Hilliard	204	823	4.0	36	5
1989 – Dalton Hilliard	344	1,262	3.7	40	13
1990 – Craig Heyward	129	599	4.6	47t	4
1991 – Fred McAfee	109	494	4.5	34	2
1992 – Vaughn Dunbar	154	565	3.7	25	3
1993 – Derek Brown	180	705	3.9	60	2
1994 – Mario Bates	151	579	3.8	40	6
1995 – Mario Bates	244	951	3.9	66t	7
1996 – Mario Bates	164	584	3.6	33	4
1997 – Ray Zellars	156	552	3.5	27	4
1998 – Lamar Smith	138	457	3.3	33	1
1999 – Ricky Williams	253	884	3.5	25	2
2000 – Ricky Williams	248	1,000	4.0	26t	8
2001 – Ricky Williams	313	1,245	4.0	46	6
2002 – Deuce McAllister	325	1,388	4.3	62	13
2003 – Deuce McAllister	351	1,641	4.7	76t	8
2004 – Deuce McAllister	351	1,074	4.0	71	9
2005 – Antowain Smith	166	659	4.0	42	3
2006 – Deuce McAllister	244	1,057	4.3	57	10
2007 – Reggie Bush	157	581	3.7	22	4
2008 – Pierre Thomas	129	625	4.8	42t	9
2009 – Pierre Thomas	147	793	5.4	34t	6
2010 – Chris Ivory	137	716	5.2	55t	5
2011 – Darren Sproles	87	603	6.9	36	2
2012 – Mark Ingram II	156	602	3.9	31	5
2013 – Pierre Thomas	147	549	3.7	18	2
2014 – Mark Ingram II	226	964	4.3	31	9
2015 – Mark Ingram II	166	769	4.6	70	6
2016 – Mark Ingram II	205	1,043	5.1	75t	6
2017 – Mark Ingram II	230	1,124	4.9	72	12
2018 – Alvin Kamara	194	883	4.6	49t	14
2019 – Alvin Kamara	171	797	4.7	40t	5

YEARLY LEADERS

Longest Rush

1967 –	Don McCall, 48t at Washington, 12/17	1994 –	Mario Bates, 40 vs. Dallas, 12/19
1968 –	Don McCall, 48 vs. Washington, 9/22	1995 –	Mario Bates, 66t at New England, 12/3
1969 –	Tony Baker, 54 at St. Louis, 11/2	1996 –	Ray Zellars, 63 vs. Chicago, 10/13
1970 –	Tony Baker, 27 at St. Louis, 10/11	1997 –	Mario Bates, 74t vs. Detroit, 9/21
1971 –	Jim Strong, 39 at San Francisco, 11/14	1998 –	Lamar Smith, 33 at Indianapolis, 9/27
1972 –	Bill Butler, 27 at Atlanta, 11/12	1999 –	Billy Joe Tolliver, 33 at Chicago, 10/3
1973 –	Archie Manning, 23 at L.A. Rams, 11/11	2000 –	Fred McAfee, 40 vs. Carolina, 10/15; Jerald Moore, 40 vs. St. Louis, 12/24
1974 –	Alvin Maxson, 66t vs. St. Louis, 12/8	2001 –	Deuce McAllister, 54t at Atlanta, 12/9
1975 –	Steve Rogers, 22 vs. Chicago, 12/21	2002 –	Deuce McAllister, 62 vs. Green Bay, 9/15
1976 –	Tony Galbreath, 74t at Kansas City, 9/26	2003 –	Deuce McAllister, 76t at Philadelphia, 11/23
1977 –	Chuck Muncie, 36 vs. L.A. Rams, 10/30	2004 –	Deuce McAllister, 71 at Carolina, 1/2/05
1978 –	Chuck Muncie, 28 at Atlanta, 11/26	2005 –	Antowain Smith, 42 vs. Chicago, 11/6
1979 –	Chuck Muncie, 69t vs. Atlanta, 9/2	2006 –	Deuce McAllister, 57 vs. Tampa Bay, 10/8
1980 –	Tony Galbreath, 26 at L.A. Rams, 9/2	2007 –	Aaron Stecker, 26 vs. Philadelphia, 12/23
1981 –	George Rogers, 79t at Cleveland, 10/18	2008 –	Reggie Bush, 43 vs. Atlanta, 12/7
1982 –	George Rogers, 38 at San Francisco, 11/28	2009 –	Reggie Bush, 55 at St. Louis, 11/15
1983 –	George Rogers, 76t vs. St. Louis, 9/4	2010 –	Chris Ivory, 55t at Cincinnati, 12/5
1984 –	Hokie Gajan, 62t at Dallas, 10/21	2011 –	Darren Sproles, 36 vs. Atlanta, 12/26
1985 –	Earl Campbell, 45 at Atlanta, 12/22	2012 –	Chris Ivory, 56t vs. Atlanta, 11/11
1986 –	Rueben Mayes, 50 vs. New England, 11/30	2013 –	Darren Sproles, 38 vs. Carolina, 12/8
1987 –	Rueben Mayes, 38 vs. San Francisco, 10/25	2014 –	Joseph Morgan, 67 vs. Baltimore, 11/24
1988 –	Craig Heyward, 73t vs. L.A. Raiders, 10/23	2015 –	Mark Ingram II, 70 at Washington, 11/15
1989 –	Dalton Hilliard, 40 vs. L.A. Rams, 11/26	2016 –	Mark Ingram II, 75t at San Francisco, 11/6
1990 –	Gill Fenerty, 60t at L.A. Rams, 12/9	2017 –	Alvin Kamara, 74t at L.A. Rams, 11/26
1991 –	Dalton Hilliard, 65t at Atlanta, 9/29	2018 –	Alvin Kamara, 49t at N.Y. Giants, 9/30
1992 –	Vaughn Dunbar, 25 at Atlanta, 9/20	2019 –	Alvin Kamara, 40t at Tennessee, 12/22
1993 –	Lorenzo Neal, 74t at Atlanta, 9/12		

Passing Yards

Passing Yards		Att.	Comp.	Yards	Pct.	Long	Int	TD
1967 –	Gary Cuozzo	260	134	1,562	51.5	49	12	7
1968 –	Billy Kilmer	315	167	2,060	53.0	51	17	15
1969 –	Billy Kilmer	360	193	2,532	53.6	52	17	20
1970 –	Billy Kilmer	237	135	1,557	56.9	46	17	6
1971 –	Edd Hargett	210	96	1,191	45.7	49	5	6
1972 –	Archie Manning	448	230	2,781	51.3	66t	21	18
1973 –	Archie Manning	267	140	1,642	52.4	65t	12	10
1974 –	Archie Manning	261	134	1,429	51.3	79t	16	6
1975 –	Archie Manning	338	159	1,685	47.0	71t	17	7
1976 –	Bobby Douglass	212	103	1,288	48.6	74	8	4
1977 –	Archie Manning	205	113	1,284	55.1	59t	9	8
1978 –	Archie Manning	471	291	3,416	61.8	71t	16	17
1979 –	Archie Manning	420	252	3,169	60.0	85	20	15
1980 –	Archie Manning	509	309	3,716	60.7	56	20	23
1981 –	Archie Manning	232	134	1,447	57.8	55	11	5
1982 –	Ken Stabler	189	117	1,343	61.9	48	10	6
1983 –	Ken Stabler	311	176	1,988	56.6	48	18	9
1984 –	Richard Todd	312	161	2,178	51.6	74	19	11
1985 –	Dave Wilson	293	145	1,843	49.5	50	15	11
1986 –	Dave Wilson	342	189	2,353	55.3	63t	12	7
1987 –	Bobby Hebert	294	164	2,119	55.8	67	9	15
1988 –	Bobby Hebert	478	280	3,156	58.6	40t	15	20
1989 –	Bobby Hebert	353	222	2,686	62.9	54t	15	15
1990 –	Steve Walsh	327	175	1,970	53.5	58	13	12
1991 –	Bobby Hebert	248	149	1,676	60.1	65t	8	9
1992 –	Bobby Hebert	422	249	3,287	59.0	72t	16	19
1993 –	Wade Wilson	388	221	2,457	57.0	42t	15	12
1994 –	Jim Everett	540	346	3,855	64.1	78t	18	22

YEARLY LEADERS

PASSING YARDS, continued	Att.	Comp.	Yards	Pct.	Long	Int	TD
1995 – Jim Everett	567	345	3,970	60.8	70t	14	26
1996 – Jim Everett	464	267	3,117	57.5	51	16	12
1997 – Heath Shuler	203	106	1,288	52.2	89t	14	2
1998 – Billy Joe Tolliver	199	110	1,427	55.3	82t	4	8
1999 – Billy Joe Tolliver	268	139	1,916	51.9	57	16	7
2000 – Jeff Blake	302	184	2,025	60.9	49t	9	13
2001 – Aaron Brooks	558	312	3,832	55.9	63	22	26
2002 – Aaron Brooks	528	283	3,685	53.6	64	15	27
2003 – Aaron Brooks	518	306	3,546	59.1	76t	8	24
2004 – Aaron Brooks	542	309	3,810	57.0	57	16	21
2005 – Aaron Brooks	431	240	2,882	55.7	66	17	13
2006 – Drew Brees	554	356	4,418	64.3	86t	11	26
2007 – Drew Brees	652	440	4,423	67.5	58	18	28
2008 – Drew Brees	635	413	5,069	65.0	84t	17	34
2009 – Drew Brees	514	363	4,388	70.6	75t	11	34
2010 – Drew Brees	658	448	4,620	68.1	80t	22	33
2011 – Drew Brees	657	468	5,476	71.2	79t	14	46
2012 – Drew Brees	670	422	5,177	63.0	80t	19	43
2013 – Drew Brees	650	446	5,162	68.6	76t	12	39
2014 – Drew Brees	659	456	4,952	69.2	69t	17	33
2015 – Drew Brees	627	428	4,870	68.3	80t	11	32
2016 – Drew Brees	673	471	5,208	70.0	98t	15	37
2017 – Drew Brees	536	386	4,334	72.0	54t	8	23
2018 – Drew Brees	489	364	3,992	74.4	72t	5	32
2019 – Drew Brees	378	281	2,979	74.3	61t	4	27

Longest Pass Completion

1967 –	96, Billy Kilmer to Walter Roberts at Philadelphia, 11/19
1968 –	51, Billy Kilmer to Jim Hester vs. Pittsburgh, 12/15
1969 –	70, Jim Ninowski to Don Shy at L.A. Rams, 10/5
1970 –	49, Edd Hargett to Bob Shaw at Cincinnati, 11/29
1971 –	63, Archie Manning to Danny Abramowicz at Houston, 10/3
1972 –	66t, Archie Manning to Dave Parks at N.Y. Giants, 10/8
1973 –	65t, Archie Manning to Jubilee Dunbar at Los Angeles, 11/11
1974 –	79t, Archie Manning to Bob Newland vs. Los Angeles, 11/17
1975 –	71t, Archie Manning to Larry Burton vs. Atlanta, 11/2
1976 –	74, Bobby Douglass to Tinker Owens vs. San Francisco, 12/12
1977 –	59t, Archie Manning to Henry Childs vs. Green Bay, 9/18
1978 –	71t, Archie Manning to Larry Hardy at Atlanta, 11/26
1979 –	85, Archie Manning to Wes Chandler at San Francisco, 9/23
1980 –	56, Archie Manning to Brooks Williams vs. Atlanta, 10/19
1981 –	55, Archie Manning to Wayne Wilson at Cleveland, 10/18
1982 –	48, Ken Stabler to Aundra Thompson at Chicago, 9/19
1983 –	48, Ken Stabler to Kenny Duckett at L.A. Rams, 9/11
1984 –	74, Richard Todd to Tyrone Young at Chicago, 10/7
1985 –	76t, Bobby Hebert to Eugene Goodlow vs. San Francisco, 12/15
1986 –	84, Bobby Hebert to Eric Martin vs. Green Bay, 9/14
1987 –	82t, John Fourcade to Mike Waters vs. L.A. Rams, 10/4
1988 –	40, Bobby Hebert to John Tice vs. Dallas, 10/3
	40t, Bobby Hebert to Eric Martin vs. Denver, 11/20
1989 –	54t, Bobby Hebert to Floyd Turner at Rams, 10/22
	54t, John Fourcade to Dalton Hilliard at Buffalo, 12/10
1990 –	68t, John Fourcade to Floyd Turner at Atlanta, 10/7
1991 –	65t, Bobby Hebert to Floyd Turner vs. Chicago, 10/27
1992 –	72t, Bobby Hebert to Wesley Carroll vs. Chicago, 9/13
1993 –	63t, Mike Buck to Quinn Early at Pittsburgh, 10/17
1994 –	78t, Jim Everett to Michael Haynes at Atlanta, 12/11
1995 –	70t, Jim Everett to Quinn Early vs. Atlanta, 9/17
1996 –	57t, Doug Nussmeier to Terry Guess vs. Atlanta, 12/8

YEARLY LEADERS

LONGEST PASS COMPLETION, continued

1997 –	89t, Heath Shuler to Randal Hill at Chicago, 10/5
1998 –	89t, Kerry Collins to Andre Hastings vs. Dallas, 12/6
1999 –	90t, Billy Joe Hobert to Eddie Kennison vs. Atlanta, 10/10
2000 –	53t, Aaron Brooks to Willie Jackson vs. Oakland, 11/19
2001 –	63, Aaron Brooks to Willie Jackson at San Francisco, 11/11
2002 –	64, Aaron Brooks to Jerome Pathon vs. Pittsburgh, 10/6
2003 –	76t, Aaron Brooks to Donté Stallworth vs. Dallas, 12/28
2004 –	57, Aaron Brooks to Joe Horn vs. Kansas City, 11/14
2005 –	66, Aaron Brooks to Devery Henderson at Minnesota, 9/25
2006 –	86t, Drew Brees to Marques Colston at Carolina, 10/1
2007 –	58, Drew Brees to David Patten at Tampa Bay, 9/16
2008 –	84t, Drew Brees to Devery Henderson vs. Tampa Bay, 9/7
2009 –	75t, Drew Brees to Devery Henderson vs. New England, 11/30
2010 –	80t, Drew Brees to Lance Moore vs. Atlanta, 9/26
2011 –	79t, Drew Brees to Devery Henderson vs. Chicago, 9/18
2012 –	80t, Drew Brees to Joseph Morgan at Green Bay, 9/30
2013 –	76t, Drew Brees to Kenny Stills vs. Tampa Bay, 12/29
2014 –	69t, Drew Brees to Kenny Stills at Pittsburgh, 11/30
2015 –	80t, Drew Brees to C.J. Spiller vs. Dallas, 10/4
2016 –	98t, Drew Brees to Brandin Cooks vs. Oakland, 9/11
2017 –	54t, Drew Brees to Ted Ginn Jr. vs. Atlanta, 12/24
	54, Drew Brees to Brandon Coleman vs. Chicago, 10/29
2018 –	72t, Drew Brees to Michael Thomas vs. L.A. Rams, 11/4
2019 –	61t, Drew Brees to Jared Cook at Tennessee, 12/22

Receiving Yards

		No.	Yds.	Avg.	Long	TD
1967 –	Danny Abramowicz	50	721	14.4	80t	6
1968 –	Danny Abramowicz	54	890	16.4	47t	7
1969 –	Danny Abramowicz	73	1,015	13.9	49t	7
1970 –	Danny Abramowicz	55	906	16.5	48	5
1971 –	Danny Abramowicz	37	657	17.8	63	5
1972 –	Bob Newland	47	579	12.3	42	2
1973 –	John Beasley	31	280	9.0	22	1
1974 –	Alvin Maxson	42	294	7.0	22	1
1975 –	Alvin Maxson	41	234	5.7	33	0
1976 –	Tony Galbreath	54	420	7.8	35	1
1977 –	Tony Galbreath	41	265	6.5	30	0
1978 –	Tony Galbreath	74	582	7.9	35	2
1979 –	Wes Chandler	65	1,069	16.4	85	6
1980 –	Wes Chandler	65	975	15.0	50	6
1981 –	Jack Holmes	38	206	5.4	19	0
1982 –	Jeff Groth	30	383	12.8	39	1
1983 –	Jeff Groth	49	585	11.9	42	1
1984 –	Hokie Gajan	35	288	8.2	51	2
1985 –	Hoby Brenner	42	652	15.5	30	3
1986 –	Mike Jones	48	625	13.0	45	3
1987 –	Eric Martin	44	778	17.7	67	7
1988 –	Eric Martin	85	1,083	12.7	40t	7
1989 –	Eric Martin	68	1,090	16.0	53t	8
1990 –	Eric Martin	63	912	14.5	58	5
1991 –	Eric Martin	66	803	12.2	30	4
1992 –	Eric Martin	68	1,041	15.3	52t	5
1993 –	Eric Martin	66	950	14.4	54t	3
1994 –	Quinn Early	82	894	10.9	33	4
1995 –	Quinn Early	81	1,087	13.4	70t	8
1996 –	Torrance Small	50	558	11.2	41	2
1997 –	Randal Hill	55	761	13.8	89t	2
1998 –	Sean Dawkins	53	823	15.5	64t	1
1999 –	Eddie Kennison	61	835	13.7	90t	4

YEARLY LEADERS

RECEIVING YARDS, continued		No.	Yds.	Avg.	Long	TD
2000 – Joe Horn		94	1,340	14.3	52	8
2001 – Joe Horn		83	1,265	15.2	56	9
2002 – Joe Horn		88	1,312	14.9	63	7
2003 – Joe Horn		78	973	12.5	50t	10
2004 – Joe Horn		94	1,399	14.9	57	11
2005 – Donté Stallworth		70	945	13.5	43	7
2006 – Marques Colston		70	1,038	14.8	86t	8
2007 – Marques Colston		98	1,202	12.3	45	11
2008 – Lance Moore		79	928	11.7	70t	10
2009 – Marques Colston		70	1,074	15.3	68	9
2010 – Marques Colston		84	1,023	12.2	43	7
2011 – Jimmy Graham		99	1,310	13.2	59	11
2012 – Marques Colston		83	1,154	13.9	60	10
2013 – Jimmy Graham		86	1,215	14.1	56t	16
2014 – Kenny Stills		63	931	14.8	69t	3
2015 – Brandin Cooks		84	1,138	13.5	71t	9
2016 – Brandin Cooks		78	1,173	15.0	98t	8
2017 – Michael Thomas		104	1,245	12.0	43	5
2018 – Michael Thomas		125	1,405	11.2	72t	9
2019 – Michael Thomas		149	1,725	11.6	49	9

Receiving Average (minimum 20 receptions)

	No.	Yds.	Avg.	Long	TD
1967 – Ray Poage	24	380	15.8	65	0
1968 – Danny Abramowicz	54	800	16.5	47t	7
1969 – Al Dodd	37	600	16.2	52	1
1970 – Al Dodd	28	484	17.3	45t	1
1971 – Danny Abramowicz	37	657	17.8	63t	5
1972 – Danny Abramowicz	38	668	17.6	51	7
1973 – Jubilee Dunbar	23	447	19.4	65t	4
1974 – Bob Newland	27	490	18.1	79t	2
1975 – Paul Seal	28	414	14.8	38	1
1976 – Don Herrmann	34	535	15.7	57	0
1977 – Henry Childs	33	518	15.7	59t	9
1978 – Henry Childs	53	869	16.4	52	4
1979 – Henry Childs	51	846	16.6	51	5
1980 – Ike Harris	37	692	18.7	44t	6
1981 – Jeff Groth	20	380	19.0	54	1
1982 – Jeff Groth	30	383	12.8	39	1
1983 – Hoby Brenner	41	574	14.0	38t	3
1984 – Tyrone Young	29	597	20.6	74	3
1985 – Eugene Goodlow	32	603	18.8	76t	3
1986 – Eric Martin	37	675	18.2	84	5
1987 – Eric Martin	44	778	17.7	67	7
1988 – Eric Martin	85	1,083	12.7	40t	7
1989 – Brett Perriman	20	356	17.8	47	0
1990 – Floyd Turner	21	396	18.9	68t	4
1991 – Quinn Early	32	541	16.9	52	2
1992 – Quinn Early	30	556	18.9	59t	5
1993 – Quinn Early	45	670	14.9	63t	6
1994 – Torrance Small	49	719	14.7	75t	5
1995 – Michael Haynes	41	597	14.6	48	4
1996 – Michael Haynes	44	786	17.9	51	4
1997 – Andre Hastings	48	722	15.0	39	5
1998 – Keith Poole	24	509	21.2	82t	2
1999 – Keith Poole	42	796	19.0	67t	6
2000 – Joe Horn	94	1,340	14.3	52	8
2001 – Joe Horn	83	1,265	15.2	56	9
2002 – Jake Reed	21	360	17.1	54	3

YEARLY LEADERS

RECEIVING AVERAGE, continued		No.	Yds.	Avg.	Long	TD
2003 –	Donté Stallworth	25	485	19.4	76t	3
2004 –	Jerome Pathon	34	581	17.1	38	1
2005 –	Devery Henderson	22	343	15.6	66	3
2006 –	Devery Henderson	32	745	23.3	76t	5
2007 –	Devery Henderson	20	409	20.5	54	3
2008 –	Devery Henderson	32	793	24.8	84t	3
2009 –	Robert Meachem	45	722	16.0	54t	9
2010 –	Robert Meachem	44	638	14.5	55	5
2011 –	Devery Henderson	32	503	15.7	79t	2
2012 –	Lance Moore	65	1,041	16.0	51	6
2013 –	Kenny Stills	32	641	20.0	76t	5
2014 –	Marques Colston	59	902	15.3	57	5
2015 –	Willie Snead IV	69	984	14.3	63	3
2016 –	Brandin Cooks	78	1,173	15.0	98t	8
2017 –	Brandon Coleman	23	364	15.8	54	3
2018 –	Tre'Quan Smith	28	427	15.3	62t	5
2019 –	Jared Cook	43	705	16.4	61t	9

Punts		No.	Yds.	Avg.	Long
1967 –	Tom McNeill	74	3,174	42.9	66
1968 –	Tom McNeill	49	2,009	41.0	58
1969 –	Olie Cordill	42	1,719	40.9	58
1970 –	Julian Fagan	77	3,269	42.5	64
1971 –	Julian Fagan	77	3,188	41.4	64
1972 –	Julian Fagan	71	2,899	40.8	71
1973 –	Steve O'Neal	81	3,375	41.7	71
1974 –	Tom Blanchard	88	3,704	42.1	71
1975 –	Tom Blanchard	92	3,776	41.0	61
1976 –	Tom Blanchard	101	3,974	39.3	63
1977 –	Tom Blanchard	82	3,474	42.4	66
1978 –	Tom Blanchard	84	3,532	42.0	61
1979 –	Rick Partridge	57	2,330	40.9	61
1980 –	Russell Erxleben	89	3,499	39.3	57
1981 –	Russell Erxleben	66	2,672	40.5	60
1982 –	Russell Erxleben	46	1,976	43.0	60
1983 –	Russell Erxleben	74	3,034	41.0	60
1984 –	Brian Hansen	69	3,020	43.8	66
1985 –	Brian Hansen	89	3,763	42.3	58
1986 –	Brian Hansen	81	3,456	42.7	66
1987 –	Brian Hansen	52	2,104	40.5	60
1988 –	Brian Hansen	72	2,913	40.5	64
1989 –	Tommy Barnhardt	55	2,179	39.6	56
1990 –	Tommy Barnhardt	70	2,990	42.7	65
1991 –	Tommy Barnhardt	86	3,743	43.5	61
1992 –	Tommy Barnhardt	67	2,947	44.0	62
1993 –	Tommy Barnhardt	77	3,356	43.6	58
1994 –	Tommy Barnhardt	67	2,920	43.6	57
1995 –	Klaus Wilmsmeyer	73	2,965	40.6	53
1996 –	Klaus Wilmsmeyer	87	3,551	40.8	63
1997 –	Mark Royals	88	4,038	45.9	66
1998 –	Mark Royals	88	4,017	45.6	64
1999 –	Tommy Barnhardt	82	3,262	39.8	52
2000 –	Toby Gowin	74	3,043	41.1	58
2001 –	Toby Gowin	76	3,180	41.8	62
2002 –	Toby Gowin	61	2,553	41.9	59
2003 –	Mitch Berger	71	3,144	44.3	59
2004 –	Mitch Berger	85	3,704	43.6	63
2005 –	Mitch Berger	71	3,066	43.2	69
2006 –	Steve Weatherford	77	3,369	43.8	59

YEARLY LEADERS

2007 –	Steve Weatherford63	2,757	43.8	61
2008 –	Steve Weatherford26	1,094	42.1	61
2009 –	Thomas Morstead58	2,528	43.6	60
2010 –	Thomas Morstead57	2,618	45.9	64
2011 –	Thomas Morstead46	2,224	48.3	64
2012 –	Thomas Morstead74	3,707	50.1	70
2013 –	Thomas Morstead61	2,859	46.9	61
2014 –	Thomas Morstead58	2,690	46.4	63
2015 –	Thomas Morstead56	2,551	45.6	58
2016 –	Thomas Morstead57	2,751	48.3	66
2017 –	Thomas Morstead60	2,822	47.0	68
2018 –	Thomas Morstead43	1,996	46.4	60
2019 –	Thomas Morstead60	2,770	43.1	64

Punt Returns

Punt Returns		No.	Yds.	Avg.	Long	TD
1967 –	Walter Roberts	11	50	4.5	11	0
1968 –	John Gilliam	15	60	4.0	21	0
1969 –	Al Dodd	15	106	7.1	21	0
1970 –	Al Dodd	14	129	9.2	41	0
1971 –	Al Dodd	13	88	6.8	14	0
1972 –	Tommy Myers	9	43	4.8	10	0
1973 –	Howard Stevens	17	171	10.1	37	0
1974 –	Howard Stevens	37	376	10.2	40	0
1975 –	Gil Chapman	17	207	12.2	42	0
1976 –	Pete Athas	35	332	9.5	67	0
1977 –	Rich Mauti	37	281	7.6	33	0
1978 –	Wes Chandler	34	233	6.9	32	0
1979 –	Rich Mauti	27	218	8.1	33	0
1980 –	Rich Mauti	11	111	10.1	18	0
1981 –	Jeff Groth	37	436	11.8	36	0
1982 –	Jeff Groth	21	144	6.9	18	0
1983 –	Jeff Groth	39	275	7.1	30	0
1984 –	Jitter Fields	27	236	8.7	61	0
1985 –	Willie Tullis	17	141	8.3	17	0
1986 –	Eric Martin	24	227	9.5	39	0
1987 –	Mel Gray	24	352	14.7	80	0
1988 –	Mel Gray	25	305	12.2	66t	1
1989 –	Rod Harris	27	196	7.3	20	0
1990 –	Vince Buck	37	305	8.2	33	0
1991 –	Vince Buck	31	260	8.4	52	0
1992 –	Patrick Newman	23	158	6.9	18	0
1993 –	Tyrone Hughes	37	503	13.6	83t	2
1994 –	Tyrone Hughes	21	143	6.8	35	0
1995 –	Tyrone Hughes	28	262	9.4	74	0
1996 –	Tyrone Hughes	30	152	5.1	16	0
1997 –	Eric Guliford	47	498	10.6	32	0
1998 –	Andre Hastings	22	307	14.0	76	0
1999 –	Eddie Kennison	35	258	7.4	18	0
2000 –	Chad Morton	30	278	9.3	51	0
2001 –	Wane McGarity	19	183	9.6	42	0
2002 –	Michael Lewis	44	625	14.2	83t	1
2003 –	Michael Lewis	30	275	9.2	27	0
2004 –	Michael Lewis	34	382	11.2	53	0
2005 –	Az-Zahir Hakim	34	260	7.6	42	0
2006 –	Reggie Bush	28	216	7.7	65t	1
2007 –	Lance Moore	20	185	9.3	48	0
2008 –	Reggie Bush	20	270	13.5	71t	3
2009 –	Reggie Bush	27	130	4.8	23	0
2010 –	Reggie Bush	14	92	6.6	43	0
2011 –	Darren Sproles	29	294	10.1	72t	1

YEARLY LEADERS

PUNT RETURNS, continued		No.	Yds.	Avg.	Long	TD
2012 –	Darren Sproles	23	183	8.0	37	0
2013 –	Darren Sproles	29	194	6.7	28	0
2014 –	Brandin Cooks	10	35	3.5	15	0
2015 –	Marcus Murphy	28	261	9.3	74t	1
2016 –	Tommylee Lewis	14	160	11.4	59	0
2017 –	Ted Ginn Jr.	19	103	5.4	17	0
2018 –	Alvin Kamara	12	82	6.8	16	0
2019 –	Deonte Harris	36	338	9.4	53t	1

Kickoff Returns		No.	Yds.	Avg.	Long	TD
1967 –	Walter Roberts	28	737	26.3	91t	1
1968 –	Gene Howard	23	533	23.2	36	0
1969 –	Tom Barrington	17	394	23.2	54	0
1970 –	Ken Burrough	15	298	19.9	38	0
	Al Dodd	15	319	21.3	32	0
1971 –	Virgil Robinson	19	443	23.3	51	0
1972 –	Margene Adkins	43	1,020	23.7	61	0
1973 –	Howard Stevens	26	590	22.7	48	0
1974 –	Howard Stevens	33	749	22.7	41	0
1975 –	Gil Chapman	28	614	21.9	36	0
1976 –	Tony Galbreath	20	399	19.9	32	0
1977 –	Rich Mauti	27	609	22.6	38	0
1978 –	Wes Chandler	32	760	23.8	38	0
1979 –	Rich Mauti	36	801	22.2	39	0
1980 –	Jimmy Rogers	41	930	22.7	88	0
1981 –	Wayne Wilson	31	722	23.3	57	0
1982 –	Aundra Thompson	10	211	21.1	35	0
1983 –	Kenny Duckett	33	719	21.8	61	0
1984 –	Kenny Duckett	29	580	20.0	39	0
1985 –	Edward Anthony	23	476	20.7	52	0
	Willie Tullis	23	480	20.9	62	0
1986 –	Mel Gray	31	866	27.9	101t	1
1987 –	Mel Gray	30	636	21.2	43	0
1988 –	Mel Gray	32	670	20.9	39	0
1989 –	Rod Harris	19	378	19.9	39	0
1990 –	Gil Fenerty	28	572	20.4	58	0
1991 –	Gene Atkins	20	368	18.4	27	0
1992 –	Fred McAfee	19	393	20.7	38	0
1993 –	Tyrone Hughes	30	753	25.1	99t	1
1994 –	Tyrone Hughes	63	1,556	24.7	98t	2
1995 –	Tyrone Hughes	66	1,617	24.5	83	0
1996 –	Tyrone Hughes	70	1,791	25.6	58	0
1997 –	Eric Guliford	43	1,128	26.2	102t	1
1998 –	Qadry Ismail	28	590	21.1	39	0
1999 –	Dino Philyaw	53	1,165	22.0	55	0
2000 –	Chad Morton	44	1,029	23.4	68	0
2001 –	Deuce McAllister	45	1,091	24.2	63	0
2002 –	Michael Lewis	70	1,807	25.8	97t	2
2003 –	Michael Lewis	45	1,068	23.7	53	0
2004 –	Michael Lewis	51	1,215	23.8	96t	1
2005 –	Aaron Stecker	31	672	21.7	46	0
2006 –	Michael Lewis	37	914	24.7	51	0
2007 –	Pierre Thomas	36	865	24.0	64	0
2008 –	Pierre Thomas	31	793	25.6	88	0
2009 –	Courtney Roby	42	1,154	27.5	97t	1
2010 –	Courtney Roby	33	785	23.8	39	0
2011 –	Darren Sproles	40	1,089	27.2	92	0
2012 –	Travaris Cadet	26	690	26.5	75	0
2013 –	Darren Sproles	12	255	21.3	32	0

YEARLY LEADERS

KICKOFF RETURNS, continued		No.	Yds.	Avg.	Long	TD
2014 –	Travaris Cadet	15	364	24.3	34	0
2015 –	Marcus Murphy	12	300	25.0	35	0
2016 –	Travaris Cadet	10	144	14.4	25	0
2017 –	Tommylee Lewis	13	307	23.6	39	0
2018 –	Taysom Hill	14	348	24.9	47	0
2019 –	Deonte Harris	24	644	26.8	51	0

Interceptions		No.	Yds.	Avg.	Long	TD
1967 –	Dave Whitsell	10	178	17.8	41t	2
1968 –	Dave Whitsell	6	44	7.3	32	0
1969 –	Elijah Nevett	3	20	6.7	20	0
1970 –	Hugo Hollas	5	79	15.8	29	0
1971 –	Delles Howell	5	120	24.0	60	0
	Hugo Hollas	5	56	11.2	25	0
1972 –	Bivian Lee	4	65	16.3	32	0
1973 –	Ernie Jackson	3	40	13.3	23	0
	Tommy Myers	3	33	11.0	20	0
	Jim Merlo	3	25	8.3	16	0
	Bivian Lee	3	23	7.7	12	0
1974 –	Ernie Jackson	4	53	13.3	28	0
	Terry Schmidt	4	27	6.8	24t	1
1975 –	Tommy Myers	5	83	16.6	29	0
1976 –	Jim Merlo	4	142	35.5	83t	2
1977 –	Chuck Crist	4	6	1.5	6	0
1978 –	Tommy Myers	6	167	27.8	97t	1
1979 –	Tommy Myers	7	127	18.1	52t	1
1980 –	Tommy Myers	5	96	19.2	48	0
1981 –	Dave Waymer	4	54	13.5	31	0
1982 –	Russell Gary	2	25	12.5	19	0
	Dennis Winston	2	-2	-1.0	0	0
1983 –	Johnnie Poe	7	146	20.9	31t	1
1984 –	Dave Waymer	4	9	2.3	9	0
1985 –	Dave Waymer	6	49	8.2	28	0
1985 –	Dave Waymer	6	49	8.2	28	0
1986 –	Dave Waymer	9	48	5.3	17	0
1987 –	Dave Waymer	5	78	15.6	35	0
	Reggie Sutton	5	68	13.6	26	0
1988 –	Gene Atkins	4	42	10.5	40	0
1989 –	Dave Waymer	6	66	11.0	42	0
1990 –	Brett Maxie	2	88	44.0	50t	1
	Toi Cook	2	55	27.5	50	0
	Gene Atkins	2	15	7.5	15	0
	Bennie Thompson	2	0	0.0	0	0
1991 –	Gene Atkins	5	198	39.6	79	0
	Vince Buck	5	12	2.4	12	0
1992 –	Toi Cook	6	90	15.0	48t	1
1993 –	Gene Atkins	3	59	19.7	37	0
1994 –	Jimmy Spencer	5	24	4.8	11	0
1995 –	Jimmy Spencer	4	11	2.8	9	0
1996 –	Anthony Newman	3	40	13.3	21	0
	Greg Jackson	3	24	8.0	10	0
1997 –	Sammy Knight	5	75	15.0	39	0
1998 –	Sammy Knight	6	171	28.5	91t	2
1999 –	Ashley Ambrose	6	27	4.5	16	0
2000 –	Sammy Knight	5	68	13.6	37t	2
2001 –	Sammy Knight	6	114	19.0	40	0
2002 –	Fred Thomas	5	80	16.0	43	0
	Sammy Knight	5	36	7.2	17	0
2003 –	Fred Thomas	4	47	11.8	20	0

YEARLY LEADERS

2004 –	Mike McKenzie	5	19	3.8	14	0
2005 –	Jason Craft	3	63	21.0	39	0
2006 –	Mike McKenzie	2	54	27.0	54	0
	Scott Fujita	2	19	9.5	19	0
	Josh Bullocks	2	14	7.0	14	0
	Omar Stoutmire	2	10	5.0	10	0
2007 –	Mike McKenzie	3	161	53.7	75t	2
	Roman Harper	3	58	19.3	31t	1
	Jason David	3	21	7.0	19	0
2008 –	Jason David	5	83	16.6	42	0
2009 –	Darren Sharper	9	376	41.8	99t	3
2010 –	Malcolm Jenkins	2	105	52.5	96t	1
	Jabari Greer	2	50	25.0	26	1
2011 –	Patrick Robinson	4	31	7.8	25	0
2012 –	Jabari Greer	3	31	10.3	28	0
	Patrick Robinson	3	99	33.0	99t	1
2013 –	Keenan Lewis	4	34	8.5	20	0
2014 –	Kenny Vaccaro	2	45	22.5	45	0
	Keenan Lewis	2	2	1.0	2	0
	Patrick Robinson	2	2	1.0	2	0
	Pierre Warren	2	53	26.5	32	0
	Corey White	2	2	1.0	2	0
2015 –	Delvin Breaux	3	22	7.3	22	0
2016 –	Jairus Byrd	2	35	17.5	24	0
	Kenny Vaccaro	2	30	15.0	30	0
	Sterling Moore	2	8	4.0	8	0
2017 –	Marshon Lattimore	5	85	17.0	33	1
2018 –	Marcus Williams	2	100	50.0	78	0
	Eli Apple	2	29	14.5	29	0
	Chris Banjo	2	0	0.0	0	0
	Marshon Lattimore	2	0	0.0	0	0
2019 –	Marcus Williams	4	56	14.0	55t	1

Quarterback Sacks

Quarterback Sacks				No.	Yds.		No.	Yds.
1982 –	Bruce Clark, DE	5.5	51	2000 –	La'Roi Glover, DT		17	112
1983 –	Rickey Jackson, LB	12	81.5	2001 –	Charlie Clemons, LB	13.5	96	
1984 –	Rickey Jackson, LB	12	95	2002 –	Darren Howard, DE	8	51	
1985 –	Rickey Jackson, LB	11	89	2003 –	Charles Grant, DE	10	42	
1986 –	James Geathers, DE	9	73	2004 –	Darren Howard, DE	11	64	
	Rickey Jackson, LB	9	71	2005 –	Will Smith, DE	8.5	60	
1987 –	Pat Swilling, LB	10.5	87	2006 –	Will Smith, DE	10.5	79.5	
1988 –	Rickey Jackson, LB	7	66	2007 –	Will Smith, DE	7	41	
	Pat Swilling, LB	7	65	2008 –	Bobby McCray, DE	6	35	
1989 –	Pat Swilling, LB	16.5	164	2009 –	Will Smith, DE	13	68.5	
1990 –	Pat Swilling, LB	11	68	2010 –	Sedrick Ellis, DT	6	48	
1991 –	Pat Swilling, LB	17	139	2011 –	Roman Harper, S	7.5	55	
1992 –	Wayne Martin, DE	15	102	2012 –	Cameron Jordan, DE	8	54	
1993 –	Renaldo Turnbull, LB	13	73	2013 –	Cameron Jordan, DE	12.5	101.5	
1994 –	Darion Conner, LB	10	66	2014 –	Junior Galette, OLB	10.0	55.0	
1995 –	Wayne Martin, DT	13	89	2015 –	Cameron Jordan, DE	10.0	67.0	
1996 –	Wayne Martin, DT	11	84.5	2016 –	Cameron Jordan, DE	7.5	51.5	
1997 –	Wayne Martin, DT	10.5	60	2017 –	Cameron Jordan, DE	13.0	93.5	
1998 –	La'Roi Glover, DT	10	83	2018 –	Cameron Jordan, DE	12.0	67.0	
1999 –	La'Roi Glover, DT	8.5	47	2019 –	Cameron Jordan, DE	15.5	98.0	

INDIVIDUAL RECORDS

Service

Most Seasons

14	Drew Brees, 2006-
13	Morten Andersen, 1982-94
	Hoby Brenner, 1981-93
	Stan Brock, 1980-92
	Rickey Jackson, 1981-93
	Derland Moore, 1973-85
	Frank Warren, 1981-89, 91-94
	Jim Wilks, 1981-93

Most Games

216	Drew Brees, 2006-
196	Morten Andersen, 1982-94
195	Rickey Jackson, 1981-93
189	Frank Warren, 1981-89, 91-94

Scoring

TOTAL POINTS

Career

1,318	Morten Andersen, 1982-94 (302 FG, 412 PAT)
768	John Carney, 2001-06, 09-10 (168 FG, 264 PAT)
553	Wil Lutz, 2016- (119 FG, 196 PAT)
513	Doug Brien, 1995-2000 (123 FG, 144 PAT)
432	Marques Colston, 2006-15 (72 TD)

Season

147	John Kasay, 2011 (28 FG, 63 PAT)
144	Wil Lutz, 2019 (32 FG, 48 PAT)
140	Wil Lutz, 2017 (31 FG; 47 PAT)
136	Wil Lutz, 2018 (28 FG, 52 PAT)
133	Wil Lutz, 2016 (28 FG, 49 PAT)

Game

24	Joe Horn, vs. N.Y. Giants, 12/14/03 (4 TD)
	Reggie Bush, vs. San Francisco, 12/3/06 (4 TD)
20	Alvin Kamara, vs. Tampa Bay, 9/9/18 (3 TD, 1 2-pt. conv.)

Opponent

24	Dave Williams, at St. Louis, 11/2/69 (4 TD)
	Wayne Morris, at St. Louis, 10/23/77 (4 TD)
	Rodney Hampton, at N.Y. Giants, 9/24/95 (4 TD)
	Mike Anderson, vs. Denver, 12/3/00 (4 TD)

TOUCHDOWNS

Career

72	Marques Colston, 2006-15
55	Deuce McAllister, 2001-09
	Mark Ingram II, 2011-18
53	Dalton Hilliard, 1986-93
51	Jimmy Graham, 2010-14

Season

18	Dalton Hilliard, 1989
	Alvin Kamara, 2018
16	Deuce McAllister, 2002
	Jimmy Graham, 2012
14	Alvin Kamara, 2017
13	George Rogers, 1981

Game

4	Joe Horn, vs. N.Y. Giants, 12/14/03
	Reggie Bush, vs. San Francisco, 12/3/06

3	Walt Roberts, vs. Philadelphia, 11/5/67
	Danny Abramowicz, vs. San Francisco, 9/26/71
	Archie Manning, vs. Chicago, 10/2/77
	Chuck Muncie, vs. San Francisco, 11/11/79
	George Rogers, at L.A. Rams 11/8/81
	Wayne Wilson, vs. Atlanta, 1/2/83
	Dalton Hilliard, at L.A. Rams, 10/22/89
	Rueben Mayes, vs. Phoenix, 9/23/90
	Mario Bates, at L.A. Rams, 12/4/94
	Ricky Williams, at Atlanta, 10/22/00
	Deuce McAllister, vs. Atlanta, 10/27/02
	Deuce McAllister, at Baltimore, 12/8/02
	Mike Karney, at Dallas, 12/10/06
	Marques Colston, at San Francisco, 10/28/07
	Marques Colston, vs. San Diego, 10/7/12
	Mark Ingram II, at Buffalo, 11/12/17
	Alvin Kamara, vs. Tampa Bay, 9/9/18
	Alvin Kamara, at N.Y. Giants, 9/30/18
	Alvin Kamara, vs. L.A. Rams, 11/4/18

Opponent

4	Dave Williams, at St. Louis, 11/2/69
	Wayne Morris, at St. Louis, 10/23/77
	Rodney Hampton, at N.Y. Giants, 9/24/95
	Mike Anderson, vs. Denver, 12/3/00

FIELD GOALS MADE

Career

302	Morten Andersen, 1982-94 (389 att.)
168	John Carney, 2001-06, 09-10 (203 att.)
123	Doug Brien, 1995-2000 (149 att.)
119	Wil Lutz, 2016- (136 att.)
82	Garrett Hartley, 2008-13 (101 att.)

Season

32	Wil Lutz, 2019 (36 att.)
31	Morten Andersen, 1985 (35 att.)
	John Carney, 2002 (35 att.)
	Wil Lutz, 2017 (36 att.)
29	Morten Andersen, 1992 (34 att.)
28	Morten Andersen, 1987 (36 att.)
	Morten Andersen, 1993 (35 att.)
	Morten Andersen, 1994 (39 att.)
	John Kasay, 2011 (34 att.)
	Wil Lutz, 2016 (34 att.)
	Wil Lutz, 2018 (30 att.)

Game

5	Charlie Durkee, at Green Bay, 11/28/71 (6 att.)
	Morten Andersen, vs. L.A. Rams, 12/1/85 (5 att.)
	Morten Andersen, vs. San Francisco, 10/25/87 (7 att.)
	Morten Andersen, vs. Atlanta, 12/3/92 (5 att.)
	Morten Andersen, at Atlanta, 12/11/94 (5 att.)
	John Carney, vs. Minnesota, 10/7/01 (5 att.)
	John Carney, at St. Louis, 10/28/01 (5 att.)
	John Carney, at St. Louis, 9/26/04 (6 att.)

Opponent

6	Bobby Howfield, at N.Y. Jets, 12/3/72 (7 att.)
	Ray Wersching, vs. San Francisco, 10/16/83 (6 att.)
	Norm Johnson, vs. Atlanta 11/13/94 (6 att.)
	John Kasay, vs. Carolina, 12/5/04 (6 att.)
	Ryan Succop, vs. Kansas City, 9/23/12 (6 att.)

LONGEST FIELD GOAL

63	Tom Dempsey, vs. Detroit, 11/8/70
60	Morten Andersen, vs. Chicago, 10/27/91
58	Wil Lutz, vs. Houston, 9/9/19

INDIVIDUAL RECORDS

Opponent

56	Greg Zuerlein, vs. L.A. Rams, 11/4/18
55	Joe Danelo, at N.Y. Giants, 9/20/81
	Morten Andersen, at Atlanta, 12/10/95 (2x)
	Morten Andersen, vs. Atlanta, 10/12/97
	Kyle Brindza, vs. Tampa Bay, 9/20/15
	Matt Gay, at Tampa Bay 11/17/19

FIELD GOALS ATTEMPTED

Career

389	Morten Andersen, 1982-94 (302 made)
203	John Carney, 2001-06, 09-10 (168 made)
149	Doug Brien, 1995-2000 (123 made)
136	Wil Lutz, 2016- (119 made)

Season

41	Tom Dempsey, 1969 (22 made)
39	Morten Andersen, 1994 (28 made)
37	Charlie Durkee, 1968 (19 made)
36	Morten Andersen, 1987 (28 made)
	Morten Andersen, 1988 (26 made)
	Wil Lutz, 2017 (31 made)
	Wil Lutz, 2019 (32 made)

Game

7	Tom Dempsey, vs. Philadelphia, 11/30/69 (4 made)
	Morten Andersen, vs. San Fran., 10/25/87 (5 made)

Opponent

7	Bobby Howfield, at N.Y. Jets, 12/3/72 (6 made)
---	--

POINTS AFTER TOUCHDOWN

Career

412	Morten Andersen, 1982-94 (418 att.)
264	John Carney, 2001-05, 09-10 (268 att.)
196	Wil Lutz, 2016- (202 att.)
176	Garrett Hartley, 2008-13 (177 att.)
144	Doug Brien, 1995-2000 (145 att.)

Season

63	John Kasay, 2011 (63 att.)
57	Garrett Hartley, 2012 (57 att.)
52	Wil Lutz, 2018 (53 att.)

Game

8	John Kasay, vs. Indianapolis, 10/23/11 (8 att.)
7	John Kasay, vs. N.Y. Giants, 11/28/11 (7 att.)
	Garrett Hartley, vs. Dallas, 11/10/13 (7 att.)
	Kai Forbath, vs. N.Y. Giants, 11/1/15 (7 att.)
	Wil Lutz, vs. L.A. Rams, 11/27/16 (7 att.)
	Wil Lutz, vs. Detroit, 10/15/17 (7 att.)

Opponent

8	Nick Mike-Mayer, vs. Atlanta, 9/16/73 (8 att.)
7	Josh Brown, vs. N.Y. Giants, 11/1/15 (7 att.)

TWO-POINT CONVERSIONS

Career

4	Alvin Kamara, 2017-
3	Joe Horn, 2000-06
	Reggie Bush, 2006-10
	Mark Ingram II, 2011-18

Rushing

TOTAL YARDS

Career

6,096	Deuce McAllister, 2001-09 (1,429 att.)
6,007	Mark Ingram II, 2011-18 (1,321 att.)
4,267	George Rogers, 1981-84 (995 att.)

Season

1,674	George Rogers, 1981 (378 att.)
1,641	Deuce McAllister, 2003 (351 att.)
1,388	Deuce McAllister, 2002 (325 att.)
1,353	Rueben Mayes, 1986 (286 att.)
1,262	Dalton Hilliard, 1989 (344 att.)

Game

206	George Rogers, vs. St. Louis, 9/4/83 (24 att.)
203	Rueben Mayes, vs. Miami, 12/7/86 (28 att.)
184	Deuce McAllister, at Philadelphia, 11/23/03 (19 att.)
179	Ricky Williams, vs. Cleveland, 10/31/99 (40 att.)
174	Ray Zellars, vs. Chicago, 10/13/96 (20 att.)

Opponent

251	Mike Anderson, vs. Denver, 12/3/00 (37 att.)
247	Willie Ellison, at L.A. Rams, 12/5/71 (26 att.)
220	Marshall Faulk, vs. St. Louis, 12/24/00 (32 att.)

MOST 100-YARD RUSHING GAMES

Career

27	Deuce McAllister, 2001-09
16	George Rogers, 1981-84
15	Mark Ingram II, 2011-18
12	Ricky Williams, 1999-2001
11	Rueben Mayes, 1986-88, 90

Season

9	George Rogers, 1981
	Deuce McAllister, 2003
8	Deuce McAllister, 2002
6	Rueben Mayes, 1986
	Deuce McAllister, 2004

DUAL 100-YARD RUSHING GAMES

at Kansas City, 9/26/76

Tony Galbreath, 14-146, 2 TD; Chuck Muncie, 25-126
at Cincinnati, 11/4/90

Craig Heyward, 19-122, 1 TD; Rueben Mayes, 30-115, 1 TD
at New York Giants, 12/24/06

Reggie Bush, 20-126, 1 TD; Deuce McAllister, 27-108, 1 TD
at Buffalo, 11/12/17

Mark Ingram II, 13-134, 3 TD; **Alvin Kamara, 12-106, 1 TD**

Opponent

vs. San Francisco, 11/13/77
Wilbur Jackson, 22-123; Del Williams, 25-110, 1 TD
vs. St. Louis, 10/5/80
Ottis Anderson, 22-126; Wayne Morris, 22-102, 3 TDs

ATTEMPTS

Career

1,429	Deuce McAllister, 2001-09 (6,096 yds.)
1,321	Mark Ingram II, 2011-18 (6,007 yds.)
1,126	Dalton Hilliard, 1986-93 (4,164 yds.)

Season

378	George Rogers, 1981 (1,674 yds.)
351	Deuce McAllister, 2003 (1,641 yds.)

INDIVIDUAL RECORDS

- 344 Dalton Hilliard, 1989 (1,262 yds.)
325 Deuce McAllister, 2002 (1,388 yds.)

Game

- 40 Ricky Williams, vs. Cleveland, 10/31/99 (179 yds.)
38 Ricky Williams, vs. Carolina, 10/15/00 (144 yds.)
35 Earl Campbell, at Minnesota, 11/24/85 (160 yds.)
Dwight Beverly, at St. Louis, 10/11/87 (139 yds.)

Opponent

- 39 Gerald Riggs, vs. Atlanta, 12/22/85 (158 yds.)

TOUCHDOWNS RUSHING

Career

- 50 Mark Ingram II, 2011-18
49 Deuce McAllister, 2001-09
39 Dalton Hilliard, 1986-93

Season

- 14 **Alvin Kamara, 2018**
13 Deuce McAllister, 2002
George Rogers, 1981
Dalton Hilliard, 1989
12 Mark Ingram II, 2017

Game

- 3 Archie Manning, vs. Chicago, 10/2/77
Chuck Muncie, vs. San Francisco, 11/11/79
George Rogers, at L.A. Rams, 11/8/81
Wayne Wilson, vs. Atlanta, 1/2/83
Rueben Mayes, vs. Phoenix, 9/23/90
Mario Bates, at L.A. Rams, 12/4/94
Ricky Williams, at Atlanta, 10/22/00
Deuce McAllister, vs. Atlanta, 10/27/02
Deuce McAllister, at Baltimore, 12/8/02
Reggie Bush, vs. San Francisco, 12/13/06
Mark Ingram II, at Buffalo, 11/12/17
Alvin Kamara, at N.Y. Giants, 9/30/18

Opponent

- 4 Wayne Morris, at St. Louis, 10/23/77
Rodney Hampton, at N.Y. Giants, 9/24/95
Mike Anderson, vs. Denver, 12/3/00

HIGHEST RUSHING AVERAGE

Career (minimum 250 attempts)

- 5.8 Archie Manning, 1971-75, 77-82 (357 att.-2,058 yds.)
5.4 Hokie Gajan, 1982-85 (252 att.-1,358 yds.)
5.10 Chris Ivory, 2010-12 (256 att.-1,307 yds.)
5.0 Alvin Kamara, 2017- (485 att.-2,408 yds.)
4.6 Pierre Thomas, 2007-14 (818 att.-3,745 yds.)

Season (minimum 75 attempts)

- 6.9 Darren Sproles, 2011 (87 att.-603 yds.)
6.1 Alvin Kamara, 2017 (120 att.-728 yds.)
6.0 Hokie Gajan, 1984 (102 att.-615 yds.)

Game (minimum 8 attempts)

- 12.2 Mark Ingram II, vs. Washington, 11/19/17 (11-134)
10.9 Khiry Robinson, at Dallas, 9/28/14 (8-87)
10.8 Lorenzo Neal, at Atlanta, 9/12/93 (8-86)
10.5 Chris Ivory, at Tampa Bay, 10/17/10 (15-158)
10.5 Mark Ingram II, at San Francisco, 11/6/16 (15-158)

Opponent (minimum 8 attempts)

- 12.8 Steve Young, at San Francisco, 12/23/90 (8-102)

LONGEST SCORING RUN

- 79 George Rogers, at Cleveland, 10/18/81
76 George Rogers, vs. St. Louis, 9/4/83
Deuce McAllister, at Philadelphia, 11/23/03
75 Mark Ingram, at San Francisco, 11/6/16
74 Tony Galbreath, at Kansas City, 9/26/76
Lorenzo Neal, at Atlanta, 9/12/93
Mario Bates, vs. Detroit, 9/21/97
Alvin Kamara, at L.A. Rams, 11/26/17

Opponent

- 91 Jamaal Charles, vs. Kansas City, 9/23/12
80 Willie Ellison, at L.A. Rams, 12/5/71

LONGEST NON-SCORING RUN

- 73 George Rogers, vs. Philadelphia, 10/11/81
71 Deuce McAllister, at Carolina, 1/2/05
72 Mark Ingram II, vs. Carolina, 12/3/17
70 Mark Ingram II, at Washington, 11/15/15

Opponent

- 76 Willie Parker, at Pittsburgh, 11/12/06

Receiving

TOTAL RECEIVING YARDS

Career

- 9,759 Marques Colston, 2006-15 (711 rec.)
7,854 Eric Martin, 1985-93 (532 rec.)
7,622 Joe Horn, 2000-06 (523 rec.)
5,512 Michael Thomas, 2016- (470 rec.)
4,875 Danny Abramowicz, 1967-72 (309 rec.)

Season

- 1,725 Michael Thomas, 2019 (149 rec.)**
1,405 Michael Thomas, 2018 (125 rec.)
1,399 Joe Horn, 2004 (94 rec.)
1,340 Joe Horn, 2000 (94 rec.)
1,312 Joe Horn, 2002 (88 rec.)

Game

- 211 Michael Thomas, vs. L.A. Rams, 11/4/18 (12 rec.)**
205 Wes Chandler, vs. Atlanta, 9/2/79 (6 rec.)
200 Torrance Small, at Denver, 12/24/94 (6 rec.)

Opponent

- 336 Willie Anderson, vs. L.A. Rams, 11/26/89 (15 rec.)
248 Richard Johnson, at Detroit, 12/3/89 (8 rec.)
224 Dez Bryant, at Dallas, 12/23/12 (9 rec.)

MOST 100-YARD RECEIVING GAMES

Career

- 28 Joe Horn, 2000-06
Marques Colston, 2006-15
19 Michael Thomas, 2016-
18 Eric Martin, 1985-93
13 Jimmy Graham, 2010-14

Season

- 10 Michael Thomas, 2019**
6 Joe Horn, 2002
Jimmy Graham, 2013

DUAL 100-YARD RECEIVING GAMES

- at Atlanta, 11/25/79
Henry Childs, 3-117, 1 TD; Wes Chandler, 6-103
vs. Philadelphia, 11/9/80
Wes Chandler, 9-139, 1 TD; Ike Harris, 4-119

INDIVIDUAL RECORDS

vs. *Buffalo*, 12/27/98

Brett Bech, 4-113, 2 TD; Cam Cleeland, 10-112, 1 TD
vs. *Denver*, 12/3/00

Joe Horn, 10-170; Robert Wilson, 8-122

vs. *N.Y. Giants*, 9/19/05

Joe Horn, 9-143, 1 TD; Donté Stallworth, 8-141

vs. *Baltimore*, 10/29/06

Marques Colston, 6-163, 2 TD; Joe Horn, 5-126, 1 TD
at *Tampa Bay*, 11/5/06

Marques Colston, 11-123, 1 TD; Devery Henderson, 3-111, 2 TD

vs. *New England*, 11/30/09

Marques Colston, 4-121, 1 TD; Devery Henderson, 3-116, 1 TD
at *Tampa Bay*, 10/16/11

Marques Colston, 7-118, 1 TD; Jimmy Graham, 7-124

vs. *San Diego*, 10/7/12

Marques Colston, 9-131, 3 TD; Devery Henderson, 8-123, 1 TD
at *Dallas*, 12/23/12

Marques Colston, 10-153; Darren Sproles, 7-144

vs. *Carolina*, 12/30/12

Jimmy Graham, 9-115, 1 TD; Lance Moore, 4-121

vs. *Miami*, 9/30/13

Jimmy Graham, 4-100, 2 TD; Darren Sproles, 7-114, 1 TD at *Detroit*,
10/19/14

Marques Colston, 6-111; Kenny Stills, 5-103

at *Philadelphia*, 10/11/15

Brandin Cooks, 5-107, 1 TD; Willie Snead IV, 6-141

vs. *N.Y. Giants*, 11/1/15

Marques Colston, 8-114, 1 TD; Benjamin Watson, 9-147, 1 TD

vs. *Oakland*, 9/11/16

Brandin Cooks, 6-143, 2 TDs; Willie Snead IV, 9-172, 1 TD
at *Atlanta*, 9/23/18

Alvin Kamara, 15-124; Michael Thomas, 10-129

vs. *Houston*, 9/9/19

Ted Ginn Jr., 7-101; **Michael Thomas, 10-123**

Opponent

at *Cleveland*, 11/10/68

Paul Warfield, 5-107, 1 TD; Leroy Kelly, 3-104, 2 TD

at *St. Louis*, 11/2/69

Dave Williams, 8-164, 4 TD; John Gilliam, 5-106, 1 TD
at *Minnesota*, 12/1/74

Jim Lash, 3-112; John Gilliam, 5-109, 2 TD

at *N.Y. Giants*, 9/20/81

Johnny Perkins, 8-118; Gary Shirk, 11-101, 1 TD

at *L.A. Rams*, 12/9/90

Willie Anderson, 5-123; Henry Ellard, 5-107, 1 TD

at *Minnesota*, 11/6/94

Jake Reed, 8-157, 1 TD; Cris Carter, 12-151

vs. *Atlanta*, 11/13/94

Terance Mathis, 10-125; Andre Rison, 8-118, 1 TD

vs. *Atlanta*, 9/17/95

Eric Metcalf, 11-155; Bert Emanuel, 6-104

at *Minnesota*, 11/19/95

Qadry Ismail, 5-142, 1 TD; Cris Carter, 12-137, 2 TD

vs. *Carolina*, 11/26/95

Mark Carrier, 6-132, 2 TD; Willie Green, 4-105, 1 TD

vs. *Atlanta*, 12/13/98

Tony Martin, 8-109; Terance Mathis, 6-198

vs. *St. Louis*, 12/12/99

Torry Holt, 6-113; Isaac Bruce, 4-119

at *St. Louis*, 10/28/01

Trung Canidate 10-107; Isaac Bruce 7-179, 1 TD

at *Philadelphia*, 9/20/09

Brent Celek 8-104; DeSean Jackson 4-101, 1 TD

vs. *Houston*, 9/25/11

James Casey 5-126, 1 TD; Andre Johnson 7-128

vs. *Atlanta*, 12/26/11

Julio Jones 8-128, 1 TD; Roddy White 11-127

vs. *Atlanta*, 11/11/12

Tony Gonzalez 11-122, 2 TD; Roddy White 7-114

at *Green Bay*, 10/26/14

Randall Cobb 5-126, 1 TD; Eddie Lacy 8-123

vs. *Jacksonville*, 12/27/15

Allen Hurns 8-107, 2 TD; Allen Robinson 6-151, 1 TD

at *Tampa Bay*, 12/31/17

Chris Godwin 7-111, 1 TD; Adam Humphries 7-102

vs. *Tampa Bay*, 9/9/18

Mike Evans 7-147, 1 TD; DeSean Jackson 5-146, 2 TDs

at *Minnesota*, 10/28/18

Stefon Diggs 10-119, 1 TD; Adam Thielen 7-103, 1 TD

vs. *Pittsburgh*, 12/23/18

Antonio Brown 14-185, 2 TDs; JuJu Smith-Schuster 11-115

TOTAL RECEPTIONS**Career**

711 Marques Colston, 2006-15 (9,759 yds.)

532 Eric Martin, 1985-93 (7,854 yds.)

523 Joe Horn, 2000-06 (7,622 yds.)

470 Michael Thomas, 2016- (5,512 yds.)

386 Jimmy Graham, 2010-14 (4,752 yds.)

346 Lance Moore, 2005-13 (4,281 yds.)

327 Pierre Thomas, 2007-14 (2,608 yds.)

Season

149 Michael Thomas, 2019 (1,725 yards) NFL

RECORD

125 Michael Thomas, 2018 (1,405 yds.)

104 Michael Thomas, 2017 (1,245 yds.)

99 Jimmy Graham, 2011 (1,310 yds.)

98 Marques Colston, 2007 (1,202 yds.)

Game

16 Michael Thomas, vs. Tampa Bay, 9/9/18 (180 yds.)

14 Tony Galbreath, at Green Bay, 9/10/78 (122 yds.)

13 Joe Horn, vs. Carolina, 12/2/01 (150 yds.)

Darren Sproles, vs. Carolina, 9/16/12 (128 yds.)

Opponent

15 Willie Anderson, vs. L.A. Rams, 11/26/89 (336 yds.)

14 Antonio Brown, vs. Pittsburgh, 12/23/18 (185 yds.)

TOUCHDOWNS RECEIVING**Career**

72 Marques Colston, 2006-15

51 Jimmy Graham, 2010-14

50 Joe Horn, 2000-06

48 Eric Martin, 1985-93

38 Lance Moore, 2005-13

Season

16 Jimmy Graham, 2013

11 Joe Horn, 2004

Marques Colston, 2007

Jimmy Graham, 2011

Game

4 Joe Horn, vs. N.Y. Giants 12/14/03

Opponent

4 Dave Williams, at St. Louis 11/2/69

HIGHEST RECEIVING AVERAGE**Career (minimum 100 receptions)**

17.9 Devery Henderson, 2004-12 (245 rec.-4,377 yds.)

16.4 Ike Harris, 1978-81 (104 rec.-1,710 yds.)

INDIVIDUAL RECORDS

16.5	Robert Meachem, 2007-11, 13-14 (164 rec.-2,707 yds.)
15.8	Danny Abramowicz, 1967-73 (309 rec.-4,875 yds.)
15.6	Henry Childs, 1974-80 (207 rec.-3,224 yds.)

Season (minimum 20 receptions)

24.8	Devery Henderson, 2008 (32 rec.-793 yds.)
23.3	Devery Henderson, 2006 (32 rec.-745 yds.)
21.2	Keith Poole, 1998 (24 rec.-509 yds.)

Game (minimum 3 receptions)

54.7	Eric Martin, vs. Green Bay, 9/14/86 (3-164)
51.3	Keith Poole, at Atlanta, 10/18/98 (3-154)
44.7	Joe Horn, at Atlanta, 11/17/02 (3-134)

Opponent (minimum 3 receptions)

44.7	Stephen Baker, vs. N.Y. Giants, 11/27/88 (3-134)
------	--

LONGEST SCORING RECEPTIONS

98	Brandin Cooks from Drew Brees, vs. Oakland, 9/11/16
90	Eddie Kennison from Billy Joe Hobert, vs. Atlanta 10/10/99
89	Andre Hastings from Kerry Collins, vs. Dallas, 12/6/98
89	Randal Hill from Heath Shuler, at Chicago, 10/5/97
87	Brandin Cooks from Drew Brees, vs. Carolina, 10/16/16

Opponent

98	Michael Haynes from Bobby Hebert, at Atlanta, 9/12/93
90	Allen Robinson from Blake Bortles, vs. Jacksonville, 12/27/15
88	Harmon Wages from Bob Berry, at Atlanta, 12/7/69
	Pierre Garcon from Robert Griffin III, vs. Washington, 9/9/12

LONGEST NON-SCORING RECEPTIONS

96	Walt Roberts from Billy Kilmer, at Philadelphia, 11/19/67
85	Wes Chandler from Archie Manning, at San Francisco, 9/23/79
84	Eric Martin from Bobby Hebert, vs. Green Bay, 9/14/86
84	Ken Burrough from Bob Berry, vs. Atlanta, 12/19/71

Total Yards from Scrimmage

TOTAL YARDS (RUSHING & RECEIVING)

Career

9,766	Marques Colston, 2006-15 (9,759 receiving)
7,865	Eric Martin, 1985-93 (7,854 receiving)
7,816	Deuce McAllister, 2001-09 (6,096 rushing)
7,653	Joe Horn, 2000-06 (7,622 receiving)
7,605	Mark Ingram II, 2011-18 (6,007 rushing)

Season

2,157	Deuce McAllister, 2003 (1,641 rushing)
1,800	George Rogers, 1981 (1,674 rushing)
1,776	Dalton Hilliard, 1989 (1,262 rushing)
1,756	Ricky Williams, 2001 (1,245 rushing)

Game

237	Deuce McAllister, vs. Atlanta, 11/16/03 (173 rushing)
-----	---

232	Deuce McAllister, at Philadelphia, 11/23/03 (184 rushing)
226	Pierre Thomas, at Chicago, 12/30/07 (121 receiving)
225	Rueben Mayes, vs. Miami, 12/7/86 (203 rushing)
206	George Rogers, vs. St. Louis, 9/4/83 (all rushing)

Opponent

336	Willie Anderson, vs. L.A. Rams, 11/26/89 (all receiving)
-----	--

Passing

TOTAL PASSING YARDS

Career

65,068	Drew Brees, 2006- (8,352 att.-5,742 comp.)
21,734	Archie Manning, 1971-75, 77-82 (3,335 att.-1,849 comp.)
19,156	Aaron Brooks, 2000-05 (2,771 att.-1,563 comp.)

Season

5,476	Drew Brees, 2011 (657 att.-468 comp.)
5,208	Drew Brees, 2016 (673 att.-471 comp.)
5,177	Drew Brees, 2012 (670 att.-422 comp.)
5,162	Drew Brees, 2013 (650 att.-446 comp.)
5,069	Drew Brees, 2008 (635 att.-413 comp.)

Game

510	Drew Brees, vs. Cincinnati, 11/19/06 (37-52)
505	Drew Brees, vs. N.Y. Giants, 11/1/15 (39-50)
465	Drew Brees, vs. Carolina, 10/16/16 (34-49)
446	Drew Brees, at Dallas, 12/23/12 (37-53)
	Drew Brees, at Green Bay, 9/30/12 (35-54)
445	Drew Brees, vs. Jacksonville, 11/4/07 (35-49)

Opponent

454	Jim Everett, vs. L.A. Rams, 11/26/89 (29-51)
448	Matt Ryan, at Atlanta, 9/7/14 (31-43)

MOST 300-YARD PASSING GAMES

Career

113	Drew Brees, 2006-
10	Aaron Brooks, 2000-05
9	Archie Manning, 1971-75, 77-82

Season

13	Drew Brees, 2011-NFL RECORD
11	Drew Brees, 2013
10	Drew Brees, 2008
	Drew Brees, 2012
	Drew Brees, 2015
	Drew Brees, 2016

PASS ATTEMPTS

Career

8,352	Drew Brees, 2006- (5,742 comp.)
3,335	Archie Manning, 1971-75, 77-82 (1,849 comp.)
2,771	Aaron Brooks, 2000-05 (1,563 comp.)

Season

673	Drew Brees, 2016 (471 comp.)
670	Drew Brees, 2012 (442 comp.)
659	Drew Brees, 2014 (456 comp.)
658	Drew Brees, 2010 (448 comp.)
657	Drew Brees, 2011 (468 comp.)

INDIVIDUAL RECORDS

Game

- 60** Aaron Brooks, vs. Denver, 11/21/04 (34 comp.)
Drew Brees, at Chicago, 12/30/07 (35 comp.)
58 Drew Brees, at Atlanta, 11/9/08 (31 comp.)
57 Drew Brees, vs. Tampa Bay, 10/5/14 (35 comp.)

Opponent

- 59** Steve Grogan, at New England, 11/12/89 (27 comp.)
58 Ben Roethlisberger, at Pittsburgh, 11/30/14 (32 comp.)

PASS COMPLETIONS

Career

- 5,742** Drew Brees, 2006- (8,352 att.)
1,849 Archie Manning, 1971-75, 77-82 (3,335 att.)
1,563 Aaron Brooks, 2000-05 (2,771 att.)

Season

- 471** Drew Brees, 2016 (673 att.) **NFL RECORD**
468 Drew Brees, 2011 (657 att.)

Game

- 39** Drew Brees, at Denver, 9/21/08 (48 att.)
Drew Brees, at St. Louis, 12/15/13 (56 att.)
Drew Brees, vs. N.Y. Giants, 11/1/15 (50 att.)
Drew Brees at Atlanta, 9/23/18 (49 att.)

Opponent

- 35** Matt Ryan, vs. Atlanta, 11/22/18 (47 att.)
 Matt Ryan, at Atlanta, 11/28/19 (50 att.)
34 Matt Ryan, vs. Atlanta, 12/26/11 (52 att.)
 Matt Ryan, vs. Atlanta, 11/11/12 (52 att.)

MOST CONSECUTIVE COMPLETIONS

- 23** Drew Brees, 12/16-12/22/19
19 Drew Brees, 12/27/09
Drew Brees, 11/10/13
Drew Brees, 11/19-11/26/17
18 Drew Brees, 11/1/15

Opponent

- 18** Don Majkowski, at Green Bay, 9/17/89

COMPLETION PERCENTAGE

Career (minimum 500 attempts)

- 68.8** Drew Brees, 2006- (8,352 att.-5,742 comp.)
61.0 Jim Everett, 1994-96 (1,571 att.-958 comp.)
58.5 Bobby Hebert, 1985-89, 91-92 (2,055 att.-1,202 comp.)

Season (minimum 100 attempts)

- 74.4** Drew Brees, 2018 (489 att.-364 comp.) **NFL RECORD**
74.3 Drew Brees, 2019 (378 att.-281 comp.)
72.0 Drew Brees, 2017 (536 att.-386 comp.)

Game (minimum 10 attempts)

- 96.7** Drew Brees, vs. Indianapolis, 12/16/19 (30-29)
90.9 Mike Buck, at Pittsburgh, 10/17/93 (11-10)
89.6 Drew Brees, vs. Washington, 10/8/18 (29-26)
88.6 Drew Brees, vs. Indianapolis, 10/23/11 (35-31)

Opponent

- 90.9** Scott Hunter, at Atlanta, 10/31/76 (11-10)
90.5 Lynn Dickey, vs. Green Bay, 12/13/81 (21-19)

TOUCHDOWN PASSES

Career

- 467** Drew Brees, 2006-
120 Aaron Brooks, 2000-05
115 Archie Manning, 1971-75, 77-82

Season

- 46** Drew Brees, 2011
43 Drew Brees, 2012
39 Drew Brees, 2013

Game

- 7** Drew Brees, vs. N.Y. Giants, 11/1/15
6 Billy Kilmer, at St. Louis, 11/2/69
Drew Brees, vs. Detroit, 9/13/09
8 times, last Drew Brees at Pittsburgh, 11/30/14

Opponent

- 6** Charley Johnson, at St. Louis, 11/2/69
 Peyton Manning, vs. Indianapolis, 9/28/03
 Eli Manning, vs. N.Y. Giants, 11/1/15

PASSER RATING

Career (minimum 500 attempts)

- 101.3** Drew Brees, 2006-
(5,742-8,352; 65,068 yds.; 467 TD, 184 INT)

Season (minimum 100 attempts)

- 116.3** Drew Brees, 2019
(281-373; 2,979 yds.; 27 TD, 4 INT)
115.7 Drew Brees, 2018
(364-489; 3,992 yds.; 32 TD, 5 INT)
110.6 Drew Brees, 2011
(468-657; 5,476 yds.; 46 TD, 14 INT)
109.6 Drew Brees, 2009
(363-514; 4,388 yds.; 34 TD, 11 INT)

Game (minimum 10 attempts)

- 158.3** Mike Buck, at Pittsburgh, 10/17/93
(10-11, 164 yds., 2 TD, 0 INT)
158.3 Drew Brees, vs. New England, 11/30/09
(18-23; 371 yds.; 5 TD, 0 INT)
157.5 Drew Brees, vs. Green Bay, 11/24/08
(20-26; 323 yds.; 4 TD, 0 INT)
157.4 Drew Brees, vs. Tampa Bay, 12/29/13
(24-31; 381 yds.; 4 TD, 0 INT)
156.8 Drew Brees, vs. N.Y. Giants, 10/18/09
(23-30; 369 yds.; 4 TD, 0 INT)

PASSES INTERCEPTED

Career

- 184** Drew Brees, 2006-
156 Archie Manning, 1971-75, 77-82
84 Aaron Brooks, 2000-05

Season

- 22** Aaron Brooks, 2001
Drew Brees, 2010
21 Archie Manning, 1972
 Aaron Brooks, 2004
20 Archie Manning, 1975
 Archie Manning, 1979
 Archie Manning, 1980

Game

- 5** Archie Manning, vs. Atlanta, 9/16/73
 Archie Manning, vs. L.A. Rams, 10/7/79
Drew Brees, at Atlanta, 11/29/12

Opponent

- 5** Randy Wright, vs. Green Bay, 9/14/86
 Scott Campbell, at Atlanta, 11/1/87

INDIVIDUAL RECORDS

MOST TIMES SACKED

Career

337	Archie Manning, 1971-75, 77-82
315	Drew Brees, 2006-

Season

50	Aaron Brooks, 2001
49	Archie Manning, 1975
43	Archie Manning, 1972

Game

9	Dave Wilson, at San Francisco, 11/13/83
	Dave Wilson, at L.A. Rams, 11/3/85
	Wade Wilson, at Cleveland, 12/5/93

Opponent

9	Matt Ryan, at Atlanta, 11/28/19
---	---------------------------------

Punting

MOST PUNTS

Career

630	Thomas Morstead, 2009- (46.9 avg.)
515	Tommy Barnhardt, 1987-89-94, 99 (42.5 avg.)

Season

101	Tom Blanchard, 1976 (39.3 avg.)
92	Tom Blanchard, 1975 (41.0 avg.)
89	Russell Erxleben, 1980 (39.2 avg.)

Game

12	Tom Blanchard, vs. Minnesota, 11/16/75 (42.9 avg.)
	Steve O'Neal, at San Francisco, 10/21/73 (41.6 avg.)
	Russell Erxleben, vs. Washington, 12/26/82 (44.7 avg.)
	Tommy Barnhardt, at Baltimore, 12/19/99 (37.2 avg.)

Opponent

12	Todd Sauerbrun, at Chicago, 10/5/97 (43.7 avg.)
11	Shawn McCarthy, at New England, 11/8/92 (42.1 avg.)

HIGHEST PUNTING AVERAGE

Career (minimum 50 attempts)

46.9	Thomas Morstead, 2009- (630 punts)
45.8	Mark Royals, 1997-98 (176 punts)
43.7	Mitch Berger, 2003-2005 (227 punts)

Season (minimum 40 attempts)

50.1	Thomas Morstead, 2012 (74 punts)
48.34	Thomas Morstead, 2011 (46 punts)
48.26	Thomas Morstead, 2016 (57 punts)

LONGEST PUNT

81	Tom McNeill, vs. Dallas, 9/28/69
----	----------------------------------

Opponent

87	Dave Finzer, at Chicago, 10/7/84
----	----------------------------------

Punt Returns

MOST RETURNS

Career

142	Michael Lewis, 2001-06 (10.4 avg.)
116	Tyrone Hughes, 1993-96 (9.1 avg.)
104	Jeff Groth, 1981-84 (8.5 avg.)
92	Reggie Bush, 2006-10 (7.8 avg.)
81	Darren Sproles, 2011-13 (8.3 avg.)

Season

47	Eric Guliford, 1997 (10.6 avg.)
44	Michael Lewis, 2002 (14.2 avg.)
39	Jeff Groth, 1983 (7.1 avg.)

Game

8	Marcus Murphy, at Indianapolis, 10/25/15 (44 yds.)
7	Eric Guliford, at Oakland, 11/9/97 (90 yds.)
	Michael Lewis, at Carolina, 11/10/02 (98 yds.)

Opponent

10	Mike Nelms, vs. Washington, 12/26/82 (106 yds.)
----	---

MOST YARDS

Career

1,482	Michael Lewis, 2001-06 (142 ret.)
1,060	Tyrone Hughes, 1993-96 (116 ret.)
887	Jeff Groth, 1981-84 (104 ret.)
720	Reggie Bush, 2006-10 (92 ret.)
671	Darren Sproles, 2011-13 (81 ret.)

Season

625	Michael Lewis, 2002 (44 ret.)
503	Tyrone Hughes, 1993 (37 ret.)
498	Eric Guliford, 1997 (47 ret.)
436	Jeff Groth, 1981 (37 ret.)
382	Michael Lewis, 2004 (34 ret.)

Game

176	Reggie Bush, vs. Minnesota, 10/6/08 (5 ret.)
161	Pete Athas, vs. Houston, 10/3/76 (6 ret.)
139	Michael Lewis, vs. Carolina, 12/29/02 (5 ret.)
130	Mel Gray, vs. Tampa Bay, 12/6/87 (2 ret.)
128	Tyrone Hughes, at Rams, 10/3/93 (4 ret.)

Opponent

143	Chuck Latourette, vs. St. Louis, 9/29/68 (3 ret.)
-----	---

HIGHEST RETURN AVERAGE

Career (minimum 20 returns)

13.4	Mel Gray, 1986-88 (49 ret.)
13.3	Andre Hastings, 1997-99 (23 ret.)
10.5	Eric Guliford, 1997-98 (57 ret.)
10.4	Michael Lewis, 2001-06 (142 ret.)
10.1	Howard Stevens, 1973-74 (54 ret.)

Season (minimum 10 returns)

14.7	Mel Gray, 1987 (24 ret.)
14.2	Michael Lewis, 2002 (44 ret.)
14.0	Andre Hastings, 1998 (22 ret.)
13.6	Tyrone Hughes, 1993 (37 ret.)
13.5	Reggie Bush, 2008 (20 ret.)

LONGEST RETURNS

83t	Tyrone Hughes, at Philadelphia, 12/26/93
	Michael Lewis, at Washington, 10/13/02
80	Mel Gray, vs. Tampa Bay, 12/6/87

Opponent

103t	Robert Bailey, vs. L.A. Rams, 10/23/94
------	--

PUNTS RETURNED FOR TOUCHDOWNS (13)

83	Michael Lewis, at Washington, 10/13/02
83	Tyrone Hughes, at Philadelphia, 12/26/93
74	Tyrone Hughes, at L.A. Rams, 10/3/93
74	Marcus Murphy, at Carolina, 9/27/15
72	Darren Sproles, at Green Bay, 9/8/11
71	Reggie Bush, vs. Minnesota, 10/6/08
66	Mel Gray, vs. Denver, 11/20/88

INDIVIDUAL RECORDS

65	Reggie Bush, vs. Tampa Bay, 10/8/06
64	Reggie Bush, vs. Minnesota, 10/6/08
56	Derrick Shepard, vs. Dallas, 9/10/89
55	Reggie Bush, at Washington, 9/14/08
53	Charlie Brown, vs. Pittsburgh, 12/15/68
53	Deonte Harris, at Seattle, 9/22/19
Opponent (26) - Longest:	
103	Robert Bailey, vs. L.A. Rams, 10/23/94
95	Desmond Howard, vs. Detroit, 9/3/00
88	Mike Fuller, vs. San Diego, 10/9/77
86	Chuck Latourette, vs. St. Louis, 9/29/68
84	Ron Smith, at San Diego, 11/18/73
	Winslow Oliver, vs. Carolina, 9/8/96

Kickoff Returns

MOST RETURNS

Career

243	Michael Lewis, 2001-06 (24.3 avg.)
229	Tyrone Hughes, 1993-96 (25.0 avg.)
124	Rich Mauti, 1977-80, 1982-83 (22.9 avg.)

Season

70	Michael Lewis, 2002 (25.8 avg.)
	Tyrone Hughes, 1996 (25.6 avg.)
66	Tyrone Hughes, 1995 (24.5 avg.)

Game

8	Tyrone Hughes, vs. San Diego, 10/16/94 (196 yds.)
	Tyrone Hughes, at Minnesota, 11/19/95 (156 yds.)
	Michael Lewis, at Detroit, 9/29/02 (158 yds.)
	Aaron Stecker, vs. Carolina, 12/5/04 (214 yds.)
	Pierre Thomas, vs. St. Louis, 11/11/07 (233 yds.)

Opponent

8	Troy Walters, vs. Minnesota, 10/7/01 (178 yds.)
---	---

MOST YARDS

Career

5,903	Michael Lewis, 2001-06 (243 ret.)
5,717	Tyrone Hughes, 1993-96 (229 ret.)
2,836	Rich Mauti, 1977-80, 82-83 (124 ret.)

Season

1,807	Michael Lewis, 2002 (70 ret.)
1,791	Tyrone Hughes, 1996 (70 ret.)
1,617	Tyrone Hughes, 1995 (66 ret.)

Game

304	Tyrone Hughes, vs. L.A. Rams, 10/23/94 (7 ret.)
233	Pierre Thomas, vs. St. Louis, 11/11/07 (8 ret.)
215	Dino Philyaw, vs. St. Louis, 12/12/99 (7 ret.)

Opponent

230	Domenik Hixon, vs. N.Y. Giants, 10/18/09 (7 ret.)
227	David Wilson, at N.Y. Giants, 12/9/12 (4 ret.)
203	Jason Tucker, vs. Dallas, 12/24/99 (6 ret.)

HIGHEST RETURN AVERAGE

Career (minimum 25 returns)

26.3	Walt Roberts, 1967 (28 ret.)
26.1	Darren Sproles, 2011-13 (70 ret.)
26.1	John Gilliam, 1967-68, 77 (31 ret.)
25.6	Courtney Roby, 2008-12 (94 ret.)

Season (minimum 10 returns)

31.5	Alvin Kamara, 2017 (11 ret.)
-------------	-------------------------------------

30.1	John Gilliam, 1967 (16 ret.)
27.9	Don Shy, 1969 (16 ret.)
27.9	Mel Gray, 1986 (31 ret.)
27.8	Bobby Morse, 1989 (10 ret.)

KICKOFFS RETURNED FOR TOUCHDOWNS (16)

106 Alvin Kamara, at Tampa Bay, 12/31/17

102	Eric Guliford, at St. Louis, 8/31/97
101	Mel Gray, at San Francisco, 9/21/86
100	Aaron Craver, at Minnesota, 11/8/98
99	Bobby Morse, at Detroit, 12/3/89
	Tyrone Hughes, at Minnesota, 11/28/93
98	Tyrone Hughes, vs. L.A. Rams, 10/23/94
98	Aaron Stecker, at Tampa Bay, 12/19/04
97	Michael Lewis, vs. Minnesota, 12/15/02
	Courtney Roby, at St. Louis, 11/15/09
96	Michael Lewis, vs. Atlanta, 12/26/04
94	John Gilliam, vs. L.A. Rams, 9/17/67
92	Clarence Chapman, at San Francisco, 11/27/77
92	Tyrone Hughes, vs. L.A. Rams, 10/23/94
91	Walt Roberts, vs. Philadelphia, 11/5/67
90	Michael Lewis, at Washington, 10/13/02

Opponent (14) - 5 Longest

108	Randall Cobb, at Green Bay, 9/8/11
105	Travis Williams, at L.A. Rams, 12/5/71
102	Cordarrelle Patterson at Chicago, 10/20/19
100	Rod Smart, at Carolina, 10/5/03
	Maurice Jones-Drew, vs. Jacksonville, 11/4/07

Combined Kickoff/
Punt Returns

MOST RETURNS

Career

385	Michael Lewis, 2001-06
345	Tyrone Hughes, 1993-96
199	Rich Mauti, 1977-80, 82-83
151	Darren Sproles, 2011-13
142	Mel Gray, 1986-88

Season

114	Michael Lewis, 2002
100	Tyrone Hughes, 1996

Game

11	Tyrone Hughes, at Carolina, 10/22/95
	Tyrone Hughes, vs. Arizona, 9/22/96
	Michael Lewis, at Carolina, 11/10/02
10	Tyrone Hughes, vs. L.A. Rams, 10/23/94
	Chad Morton, vs. Detroit, 9/3/00
	Chad Morton, at San Diego, 9/10/00
	Michael Lewis, at Carolina, 10/14/01
	Michael Lewis, at Detroit, 9/29/02
	Az-Zahir Hakim, at St. Louis, 10/23/05

MOST YARDS

Career

7,385	Michael Lewis, 2001-06
6,777	Tyrone Hughes, 1993-96
3,446	Rich Mauti, 1977-80, 82-83

Season

2,432	Michael Lewis, 2002 NFL RECORD
1,943	Tyrone Hughes, 1996
1,879	Tyrone Hughes, 1995

INDIVIDUAL RECORDS

Game

347	Tyrone Hughes, vs. L.A. Rams, 10/23/94
286	Michael Lewis, at Washington, 10/13/02
233	Pierre Thomas, vs. St. Louis, 11/11/07
232	Eric Guliford, at St. Louis, 8/31/97
231	Chad Morton, at San Diego, 9/10/00

Opponent

233	Chuck Latourette, vs. St. Louis, 9/29/68
225	Brian Mitchell, vs. Washington, 9/11/94

MOST RETURNS FOR TOUCHDOWNS

Career

5	Tyrone Hughes, 1993-95
4	Michael Lewis, 2001-06
	Reggie Bush, 2006-10

Season

3	Tyrone Hughes, 1993
	Michael Lewis, 2002
	Reggie Bush, 2008

Game

2	Tyrone Hughes, vs. L.A. Rams, 10/23/94
	Michael Lewis, at Washington, 10/13/02
	Reggie Bush, vs. Minnesota, 10/6/08

Opponent

1	42 times
---	----------

Combined Yardage

MOST COMBINED YARDAGE (RUSH, RECEIVE, PUNT, KICKOFF)

Season

2,696	Darren Sproles, 2011 (603, 710, 294, 1,383)
-------	---

NFL RECORD

2,647	Michael Lewis, 2002 (15, 200, 625, 1807)
-------	--

Interceptions

MOST INTERCEPTIONS

Career

37	Dave Waymer, 1980-89 (395 yds.)
36	Tommy Myers, 1972-81 (621 yds.)
28	Sammy Knight, 1997-2002 (464 yds.)
21	Gene Atkins, 1987-93 (324 yds.)
19	Dave Whitsell, 1967-69 (242 yds.)

Season

10	Dave Whitsell, 1967 (178 yds.)
9	Dave Waymer, 1986 (48 yds.)
	Darren Sharper, 2009 (376 yds.)
7	Tommy Myers, 1979 (127 yds.)
	Johnnie Poe, 1983 (146 yds.)

Game

3	Tommy Myers, vs. Minnesota, 9/3/78 (151 yds.)
	Dave Waymer, vs. Philadelphia, 10/6/85 (28 yds.)
	Reggie Sutton, at Chicago, 10/18/87 (42 yds.)
	Gene Atkins, at Phoenix, 12/22/91 (198 yds.)
	Sammy Knight, at Buffalo, 9/9/01 (40 yds.)

Opponent

3	Pat Thomas, vs. L.A. Rams, 10/7/79 (5 yds.)
	Leonard Coleman, at Indianapolis, 10/12/86 (31 yds.)
	Rod Woodson, at San Francisco, 9/14/97 (81 yds.)

	Ronde Barber, at Tampa Bay, 12/23/01 (56 yds.)
	Keith Bulluck, vs. Tennessee, 9/24/07 (51 yds.)

MOST YARDS RETURNED

Career

621	Tommy Myers, 1972-81 (36 ret.)
464	Sammy Knight, 1997-2002 (28 ret.)
395	Dave Waymer, 1980-89 (37 ret.)
376	Darren Sharper, 2009-10 (9 ret.)
324	Gene Atkins, 1987-93 (21 ret.)

Season

376	Darren Sharper, 2009 (9 ret.) NFL RECORD
198	Gene Atkins, 1991 (5 ret.)
178	Dave Whitsell, 1967 (10 ret.)
171	Sammy Knight, 1998 (6 ret.)
167	Tommy Myers, 1978 (6 ret.)

Game

151	Tommy Myers, vs. Minnesota, 9/3/78 (3 ret.)
105	Malcolm Jenkins, vs. St. Louis, 12/12/10 (2 ret.)
99	Gene Atkins, at Phoenix, 12/22/91 (3 ret.)
	Darren Sharper, vs. N.Y. Jets, 10/4/09 (1 ret.)
	Patrick Robinson, vs. Philadelphia, 11/5/12 (1 ret.)

Opponent

95	Nick Barnett, at Green Bay, 10/9/05 (1 ret.)
	Chevis Jackson, at Atlanta, 11/9/08 (1 ret.)

MOST RETURNS FOR TOUCHDOWNS

Career

4	Sammy Knight, 1997-2002
3	Jim Merlo, 1973-79
	Brett Maxie, 1985-93
	Darren Sharper, 2009-10
2	Dave Whitsell, 1967-69
	Tommy Myers, 1972-81
	Johnnie Poe, 1981-87
	Dennis Winston, 1982-85
	Toi Cook, 1987-93
	Mike McKenzie, 2004-09
	Jabari Greer, 2009-13
	Malcolm Jenkins, 2009-13

Season

3	Darren Sharper, 2009
2	Dave Whitsell, 1967
	Jim Merlo, 1976
	Dennis Winston, 1984
	Sammy Knight, 1998
	Sammy Knight, 2000
	Mike McKenzie, 2007

Game

1	62 times (last A.J. Klein at Carolina, 12/29/19)
---	--

Opponent

2	Eric Allen, at Philadelphia, 12/26/93
	David Bowens, vs. Cleveland, 10/24/10

LONGEST RETURNS

99t	Darren Sharper, vs. N.Y. Jets, 10/4/09
	Patrick Robinson, vs. Philadelphia, 11/5/12
97t	Tommy Myers, vs. Minnesota, 9/3/78
	Darren Sharper, at Philadelphia, 9/20/09
96t	Malcolm Jenkins, vs. St. Louis, 12/12/10

INDIVIDUAL RECORDS

Opponent

95t	Nick Barnett, at Green Bay, 10/9/05
	Chevis Jackson, at Atlanta, 11/9/08

Quarterback Sacks (since 1982)

MOST SACKS

Career

115	Rickey Jackson, 1981-93
87.0	Cameron Jordan, 2011-
82.5	Wayne Martin, 1989-99
76.5	Pat Swilling, 1986-92
67.5	Will Smith, 2004-13

Season

17	La'Roi Glover, 2000
17	Pat Swilling, 1991
16.5	Pat Swilling, 1989

Game

4	Rickey Jackson, at Atlanta, 12/14/86
	Rickey Jackson, at Detroit, 9/18/88
	Pat Swilling, vs. Tampa Bay, 11/11/90
	Wayne Martin, vs. Atlanta, 12/3/92
	Wayne Martin, vs. Detroit, 9/21/97
	Cameron Jordan, at Atlanta, 11/28/19
3.5	Jim Wilks, at Philadelphia, 12/11/83
	Pat Swilling, at Atlanta, 11/19/89

Opponent

6	Fred Dean, at San Francisco, 11/13/83
---	---------------------------------------

Fumbles

MOST OPPONENT FUMBLES RECOVERED

Career

26	Rickey Jackson, 1981-93
17	Sam Mills, 1986-94
14	Dave Waymer, 1980-89
13	Gene Atkins, 1987-93
13	Wayne Martin, 1989-99

Season

7	Rickey Jackson, 1990
5	Joe Federspiel, 1975
	Maurice Spencer, 1976
	Jack Del Rio, 1985
	James Geathers, 1989
	Sammy Knight, 2001
	Vonn Bell, 2019

Game

3	Maurice Spencer, vs. Atlanta, 10/10/76
---	--

LONGEST FUMBLE RETURN

90t	Keith Mitchell, at Carolina, 11/12/00
86t	Tyrone Hughes, vs. San Francisco, 11/28/94
85t	Ernie Jackson, vs. Atlanta, 10/15/72
76t	Sam Mills, at N.Y. Jets, 12/26/92

Opponent

98t	Toby Wright, vs. L.A. Rams, 10/23/94
96t	C.L. Whittington, vs. Houston, 10/3/76

MOST OWN FUMBLES RECOVERED

Game

3	Marcus Dowdell, at Phoenix, 10/18/92
	Kyle Turley, vs. St. Louis, 12/24/00

MOST FUMBLES RETURNED FOR TOUCHDOWNS

Career

2	Robert "Pig" Goff, 1990-95
	Tyrone Hughes, 1993-95
	Sam Mills, 1986-94
	Tommy Myers, 1972-81
	Frank Warren, 1981-89, 91-93
	Keith Mitchell, 1997-2001

Season

2	Robert "Pig" Goff, 1992
	Tyrone Hughes, 1994

MOST TIMES FUMBLED

Career

81	Drew Brees, 2006-
62	Archie Manning, 1971-75, 77-82
59	Aaron Brooks, 2000-05

Season

14	Aaron Brooks, 2002 (11 lost)
13	Aaron Brooks, 2001 (3 lost)
	Aaron Brooks, 2004 (2 lost)
11	George Rogers, 1981 (6 lost)

Game

4	Aaron Brooks, vs. Tampa Bay, 12/7/03 (3 lost)
3	Billy Kilmer, at St. Louis, 12/3/67
	Billy Kilmer, vs. Cleveland, 10/12/69
	Howard Stevens, at Dallas, 9/24/73
	Hokie Gajan, vs. Tampa Bay, 9/22/85 (2 lost)
	Rueben Mayes, vs. San Francisco, 10/25/87 (2 lost)
	Rueben Mayes, at Pittsburgh, 11/29/87 (2 lost)
	Heath Shuler, vs. Atlanta, 10/12/97 (1 lost)
	Ricky Williams, vs. San Francisco, 1/6/02 (2 lost)
	Aaron Brooks, at Cincinnati, 12/22/02 (3 lost)
	Aaron Brooks, vs. San Francisco, 9/19/04 (2 lost)
	Drew Brees, at Green Bay, 9/17/06 (2 lost)

TEAM RECORDS

* - Records as a result of the strike-shortened season in 1982 (nine games)

Scoring

MOST POINTS

Season

547 2011
510 2009
504 2018

Opponent

487 1980

Game

62 Saints 62 vs. Indianapolis 7,
10/23/11

Opponent

62 Atlanta 62 at Saints 7, 9/16/73

Half

42 at Tampa Bay, 10/14/79 (Second
half)

Opponent

38 Atlanta, 9/16/73 (Second half)

Quarter

28 at Seattle, 11/21/76 (3rd); vs.
Oakland, 12/3/79 (2nd)
at Cincinnati, 11/11/18 (2nd)
25 at St. Louis Rams, 10/28/01 (3rd)

Opponent

28 at Philadelphia, 11/19/67 (2nd); at
Chicago, 10/10/71 (2nd); vs. L.A.
Rams, 10/7/79 (2nd).

FEWEST POINTS

Season

129 1982*
163 1973

Opponent

160 1982*
202 1992

Game

0 14 times (last vs. San Francisco,
1/6/02)

Opponent

0 14 times (last at Miami, game
played at Wembley Stadium,
10/1/17)

MOST TOUCHDOWNS

Season

66 2011
64 2009
60 2018

Opponent

60 1980

Game

8 vs. Indianapolis, 10/23/11
7 at St. Louis Cardinals, 11/2/69; vs.
N.Y. Giants, 10/18/09; vs. N.Y. Giants,
11/28/11; vs. Dallas, 11/10/13; vs.
N.Y. Giants, 11/1/15; 11/27/16 vs.
L.A. Rams; 11/12/17 at Buffalo

Opponent

8 vs. Atlanta, 9/16/73
7 vs. N.Y. Giants, 11/1/15

FEWEST TOUCHDOWNS

Season

16 1973, 1982*
17 1970

Opponent

19 1982*
23 1991

MOST GAMES WITHOUT YIELDING A TOUCHDOWN

5 1991 (Two shutouts)

MOST TOUCHDOWNS RUSHING

Season

28 1979
26 2018
23 2017

Opponent

28 1980

Game

6 at Buffalo, 11/12/17

Opponent

5 at St. Louis, 10/23/77; at N.Y. Giants,
9/24/95; vs. Carolina, 12/30/12

FEWEST TOUCHDOWNS RUSHING

Season

4 1970, 1985
5 1972, 1973

Opponent

6 1987, 1991

MOST TOUCHDOWNS PASSING

Season

46 2011
43 2012
39 2013

Opponent

45 2015

Game

7 vs. N.Y. Giants, 11/1/15
6 at St. Louis Cardinals, 11/2/69; vs.
Detroit, 9/13/09

Opponent

6 at St. Louis Cardinals, 11/2/69; vs.
Indianapolis, 9/28/03; vs. N.Y.
Giants, 11/1/15

FEWEST TOUCHDOWNS PASSING

Season

8 1975, 1976, 1981, 1982*

Opponent

11 1982*
12 1991
13 1992, 2010

MOST FIELD GOALS

Season

33 1987 (42 attempts)
32 2019 (36 attempts)

Opponent

34 2008 (39 attempts)

Game

5 at Green Bay (Milw.), 11/28/71 (6
att.); vs. L.A. Rams, 12/1/85 (5 att.);
vs. San Francisco, 10/25/87 (7 att.);
vs. Atlanta, 12/3/92 (5 att.); at
Atlanta, 12/11/94 (5 att.); vs.

Minnesota, 10/7/01 (5 att.); at St.
Louis, 10/28/01 (5 att.); at St. Louis,
9/26/04 (6 att.)

Opponent

6 at N.Y. Jets, 12/3/72 (7 att.); vs. San
Francisco, 10/16/83 (6 att.); vs.
Atlanta, 11/13/94 (6 att.); vs.
Carolina, 12/5/04 (6 att.); vs. Kansas
City, 9/23/12 (6 att.)

MOST DEFENSIVE TOUCHDOWNS

Season

9 1998
8 2009
6 1992

Opponent

9 1993

MOST POINTS AFTER TOUCHDOWN

Season

63 2011 (63 att.)
60 2009 (63 att.)
57 2012 (57 att.)

Opponent

56 1980 (60 att.)

Game

8 vs. Indianapolis, 10/23/11 (8 att.)
7 vs. N.Y. Giants, 11/28/11 (7 att.); vs.
Dallas, 11/10/13 (7 att.); vs. N.Y.
Giants, 11/1/15 (7 att.); vs. L.A.
Rams, 11/27/16 (7 att.); vs. Detroit,
10/15/17 (7 att.)

Opponent

8 vs. Atlanta, 9/16/73 (8 att.)
7 vs. N.Y. Giants, 11/1/15 (7 att.)

FEWEST POINTS AFTER TOUCHDOWN

Season

15 1982* (16 att.)
16 1970 (17 att.), 1973 (16 att.)

Opponent

19 1982* (19 att.)
22 1991 (23 att.), 1992 (24 att.)

MOST TWO-POINT CONVERSIONS

Season

4 2002 (11 att.), 2007 (5 att.), 2018 (6
att.)
3 1999 (6 att.)
2 1994 (6 att.), 1995 (9 att.), 1996
(6 att.), 2006 (2 att.),
2011 (3 att.), 2016 (5 att.)

Opponent

5 2018 (6 att.)
4 2002 (5 att.)
3 1994 (4 att.), 1995 (5 att.), 2008
(4 att.), 2014 (4 att.), 2016 (5 att.)

Game

2 vs. St. Louis, 11/11/07; vs. Houston,
9/25/11; vs. Oakland, 9/11/16

Opponent

2 vs. Carolina, 11/26/95

GREATEST MARGIN OF VICTORY

55 Indianapolis 7 at Saints 62,
10/23/11

TEAM RECORDS

GREATEST MARGIN OF DEFEAT

55 Atlanta 62 at Saints 7, 9/16/73

MOST CONSECUTIVE GAMES SCORING

288 9/8/02 through -
216 12/11/83 through 10/12/97
(streak ended vs. Carolina 10/19/97)

LONGEST WINNING STREAK

13 9/13-12/13/09
10 9/16-11/22/18

LONGEST LOSING STREAK

14 9/7-12/7/80

First Downs

MOST FIRST DOWNS

Season

416 2011
395 2014
216

Opponent

380 2012
2015

Game

40 vs. Dallas, 11/10/13 **NFL RECORD**
36 vs. Indianapolis, 10/23/11
at Minnesota, 12/18/11

Opponent

36 at Pittsburgh, 11/30/14

FEWEST FIRST DOWNS

Season

173 1982*
183 1970

Opponent

151 1982*
214 1991

Game

2 at San Francisco, 10/21/73
3 vs. St. Louis Cardinals, 10/5/80

Opponent

6 vs. L.A. Rams, 9/15/91; vs.
Minnesota, 9/22/91; vs. L.A. Raiders,
12/16/91; at New England,
11/8/92; at New York Giants,
12/24/06

MOST FIRST DOWNS RUSHING

Season

160 1979
135 1983

Opponent

178 1980

Game

20 at Buffalo, 11/12/17
19 at Seattle, 11/21/76

Opponent

23 vs. St. Louis Cardinals, 10/4/80

FEWEST FIRST DOWNS RUSHING

Season

55 1970
67 1967, 1998

Opponent

58 1982*
63 1991

Game

0 at Philadelphia, 10/26/69; vs. St.
Louis Cardinals, 10/5/80; vs. San
Francisco, 9/3/95; at Baltimore
Ravens, 12/19/99; at Jacksonville,
12/21/03; vs. Baltimore Ravens,
10/29/06

Opponent

0 vs. New England, 11/30/86; at
Detroit, 9/18/88; vs. Carolina,
10/15/00; at Chicago, 10/22/19

MOST FIRST DOWNS PASSING

Season

280 2011
267 2012
255 2016

Opponent

230 2016

Game

25 vs. Cincinnati, 11/19/06
vs. Jacksonville, 11/11/07
at Dallas, 12/23/12

Opponent

25 at Pittsburgh, 11/30/14

FEWEST FIRST DOWNS PASSING

Season

76 1982*
82 1975

Opponent

81 1982*
103 1977

Game

0 at San Francisco, 10/21/73

Opponent

0 at St. Louis Cardinals, 10/11/87

MOST FIRST DOWNS BY PENALTY

Season

41 2005
36 2014, 2015
33 2018

Opponent

54 2015
44 2017
43 2019

Game

7 at N.Y. Jets, 10/26/86; at Tampa Bay,
9/24/89; at Atlanta, 12/5/99; vs.
Tennessee (OT), 11/8/2015

Opponent

9 at Atlanta, 12/7/17
7 vs. N.Y. Giants, 11/1/15

Net Yards

MOST YARDS

Season

7,474 2011 (2,127 rush, 5,347 pass) **NFL**
RECORD

6,816 2016 (1,742 rush, 5,074 pass)

6,582 2014 (1,818 rush, 4,674 pass)

Opponent

7,042 2012 (2,361 rush, 4,681 pass)

Game

625 vs. Dallas, 11/10/13 (242 rush, 383
pass)
617 vs. Carolina, 1/1/12 (208 rush, 409
pass)
608 vs. N.Y. Giants, 11/1/15 (103 rush,
505 pass)

Opponent

605 vs. Minnesota, 10/17/04 (188 rush,
417 pass)
568 at Atlanta, 9/7/714 (123 rush, 445
pass)

FEWEST YARDS

Season

2,655 1982* (1,257 rush, 1,398 pass)
3,187 1975 (1,642 rush, 1,545 pass)

Opponent

2,607 1982* (974 rush, 1,633 pass)
3,797 1974 (1,758 rush, 2,039 pass)

Game

60 vs. Minnesota, 11/16/75 (67 rush, -7
pass)
80 vs. St. Louis Cardinals, 10/5/80 (15
rush, 65 pass)

Opponent

117 vs. L.A. Raiders, 12/16/91 (71 rush,
46 pass)
120 vs. L.A. Rams, 9/15/91 (77 rush, 43
pass)

HIGHEST AVERAGE PER OFFENSIVE PLAY

Season

6.7 2011 (1,117 plays-7,474 yds.)
6.3 2008 (1,047 plays-6,571 yds.)
2009 (1,032 plays-6,461 yds.)
2017 (1,000 plays-6,259 yards)

Opponent

6.6 2015 (996 plays-6,615 yds.)

Game

9.6 vs. New England, 11/30/09 (480
yds.)
9.0 at New England, 12/3/95 (432 yds.)
8.4 vs. N.Y. Giants, 11/28/11 (577 yds.)

Opponent

8.9 vs. Minnesota, 10/17/04 (605 yds.)

LOWEST AVERAGE PER OFFENSIVE PLAY

Season

3.5 1975 (908 plays-3,189 yds.)
4.0 1973 (929 plays-3,744 yds.)
1974 (872 plays-3,501 yds.)

Opponent

4.3 1992 (949 plays-4,075 yds.)
1997 (1073 plays-4,645 yds.)

Rushing

MOST YARDS

Season

2,476 1979 (551 att.)

TEAM RECORDS

2,461 1983 (595 att.)

Opponent

3,106 1980 (630 att.)

Game

307 at L.A. Rams, 11/8/81 (52 att.)

299 at Kansas City, 9/26/76 (44 att.)

298 at Buffalo, 11/12/17 (48 att.)

Opponent

340 vs. L.A. Rams, 11/25/73 (55 att.)

FEWEST YARDS

Season

1,192 1967 (334 att.)

1,215 1970 (371 att.)

Opponent

974 1982* (255 att.)

1,213 1991 (334 att.)

1,283 2018 (356 att.)

Game

7 vs. San Francisco, 10/1/72 (16 att.)

11 vs. N.Y. Giants, 12/20/93 (12 att.)

at Baltimore, 12/19/99 (16 att.)

Opponent

2 vs. New England, 11/30/86 (18 att.)

MOST ATTEMPTS

Season

595 1983 (2,461 yds.)

569 1987 (2,190 yds.)

Opponent

630 1980 (3,106 yds.)

Game

55 at Atlanta, 10/20/74 (232 yds.) at

San Francisco, 10/15/78 (175 yds.)

Opponent

62 vs. St. Louis Cardinals, 10/5/80 (330 yds.)

FEWEST ATTEMPTS

Season

331 1982* (1257 yds.)

334 1967 (1193 yds.)

Opponent

255 1982* (974 yds.)

334 1991 (1213 yds.)

Game

9 vs. St. Louis Cardinals, 10/5/80 (15 yds.) vs. Denver, 12/3/00 (21 yds.)

Opponent

7 at Chicago, 10/20/19 (17 yds.)

HIGHEST AVERAGE PER RUSH

Season

4.9 2011 (431 att.-2,127 yds.)

4.7 2017 (444 att.-2,070 yds.)

Opponent

5.2 2012 (457 att.-2,361 yds.)

5.0 2011 (351 att.-1,738 yds.)

Game

8.3 at Philadelphia, 11/23/03

(24 att.-199 yds.)

8.0 at Dallas, 9/28/14

(13 att.-104 yds.)

Opponent

8.3 at Pittsburgh, 11/12/06

(26 att.-217 yds.)

8.1 at Carolina, 11/30/97

(23 att.-186 yds.)

LOWEST AVERAGE PER RUSH

Season

3.3 1970 (371 att.-1,215 yds.)

3.4 1996 (386 att.-1,308 yds.)

Opponent

3.2 1986 (486 att.-1,559 yds.)

Game

0.4 vs. San Francisco, 10/1/72

(16 att.-7 yds.)

Opponent

0.1 vs. New England, 11/30/86

(18 att.-2 yds.)

Passing

MOST NET YARDS

Season

5,347 2011

5,074 2016

Opponent

4,681 2012

Game

505 vs. N.Y. Giants, 11/1/15

504 vs. Cincinnati, 11/19/06

Opponent

445 at Atlanta, 9/7/14

FEWEST NET YARDS

Season

1,398 1982*

1,545 1975

Opponent

1,633 1982*

1,893 1977

Game

-15 at San Francisco, 10/21/73

-7 vs. Minnesota, 11/16/75

Opponent

4 at St. Louis Cardinals, 10/11/87

MOST ATTEMPTS

Season

674 2015 (472 comp.)

671 2012 (423 comp.)

Opponent

626 2011 (362 comp.)

Game

60 vs. Denver, 11/21/04 (34 comp.); at

Chicago, 12/30/07 (35 comp.)

58 at Atlanta, 11/9/08 (31 comp.)

Opponent

61 vs. Atlanta, 12/26/11 (40 comp.)

FEWEST ATTEMPTS

Season

248 1982* (137 comp.)

321 1977 (166 comp.)

Opponent

290 1977 (154 comp.)

Game

4 at San Francisco, 10/15/78

(2 comp.)

Opponent

10 at New England, 12/4/83

(3 comp.); at St. Louis, 10/1/87 (3 comp.)

MOST COMPLETIONS

Season

472 2011 (662 att.) **NFL RECORD**

2016 (674 att.) **NFL RECORD**

Opponent

384 2018 (573 att.)

Game

39 at Denver, 9/21/08 (48 att.)

at St. Louis Rams, 12/15/13 (48 att.); vs. N.Y. Giants, 11/1/15 (50 att.)

at Atlanta 9/23/18 (49 att.)

vs. Cincinnati, 11/19/06 (52 att.); vs. Cleveland, 10/24/10 (56 att.); at Dallas, 12/23/12 (53 att.); at Arizona, 12/18/16 (48 att.)

37

Opponent

40 vs. Atlanta, 12/26/11 (61 att.)

FEWEST COMPLETIONS

Season

137 1982* (248 att.)

163 1973 (338 att.)

Opponent

149 1982* (245 att.)

153 1968 (366 att.)

Game

2 at San Francisco, 10/15/78 (4 att.)

Opponent

3 at New England, 12/4/83 (10 att.)

at St. Louis Cardinals, 10/11/87 (10 att.)

HIGHEST COMPLETION

PERCENTAGE

Season

73.4 2018 (381 comp.-519 att.) **NFL**

RECORD

72.0 2017 (386 comp.-536 att.)

Opponent

68.4 2015 (372 comp.-544 att.)

Game

96.7 vs. Indianapolis, 12/16/19

(29 comp.-30 att.) **NFL RECORD**

vs. Denver, 11/20/88

(26 comp.-29 att.)

Opponent

90.5 vs. Green Bay, 12/13/81 (19 comp.-21 att.)

LOWEST COMPLETION

PERCENTAGE

Season

46.2 1975 (181 comp.-392 att.)

47.0 1971 (182 comp.-387 att.)

Opponent

41.8 1968 (153 comp.-366 att.)

Game

23.5 vs. L.A. Rams, 9/3/81

TEAM RECORDS

(4 comp.-17 att.)
26.9 at Chicago, 10/7/84
(7 comp.-26 att.)

Opponent
22.7 vs. Chicago, 10/27/91
(5 comp.-22 att.)

MOST PASSES INTERCEPTED

Season
33 1997
30 1999
Opponent
30 1987

Game
6 vs. Atlanta, 9/16/73
at San Francisco, 9/14/97
5 vs. L.A. Rams, 10/7/79
at Atlanta, 11/22/12

Opponent
7 vs. Green Bay, 9/14/86

FEWEST PASSES HAD INTERCEPTED

Season
6 2019
7 2018
Opponent
8 1990

Interceptions**MOST INTERCEPTIONS**

Season
30 1987
29 1991
Opponent
33 1997
Game
7 vs. Green Bay, 9/14/86
5 at Atlanta, 11/1/87; vs. N.Y. Giants,
11/22/87; at Philadelphia,
10/13/91; at Phoenix, 12/22/91
Opponent
6 vs. Atlanta, 9/16/73; vs. San
Francisco, 9/14/97

FEWEST INTERCEPTIONS

Season
8 1990
9 1982*, 2010, 2011, 2015
Opponent
6 2019

MOST RETURN YARDAGE

Season
652 2009 (26 int.)
482 1991 (29 int.)
466 1998 (21 int.)
Opponent
483 1999 (30 int.)
Game
176 vs. Minnesota, 9/3/78 (4 int.)
126 vs. Minnesota, 10/13/68 (2 int.)
Opponent
136 at Minnesota, 12/4/88 (2 int.)

FEWEST RETURN YARDAGE

Season
73 1969 (12 int.)
80 2011 (9 int.)
Opponent
16 2019 (6 int.)
49 2017 (8 int.)
75 2018 (7 int.)

MOST RETURNS FOR TOUCHDOWNS

Season
5 1998, 2009
4 2000, 2012
Opponent
6 1993
Game
2 at Miami, 10/25/09
vs. Detroit, 10/15/17
Opponent
3 vs. Tampa Bay, 12/11/77

Fumbles

MOST
Season
40 1981 (20 lost)
37 1983 (22 lost)
Opponent
43 1975 (23 lost)

Game
7 at L.A. Rams, 11/8/81 (2 lost); vs.
New England, 11/30/86 (5 lost).
Opponent
7 vs. Cleveland, 12/12/71 (5 lost); at
L.A. Rams, 12/16/79 (4 lost); at N.Y.
Jets, 10/26/86 (2 lost); at Dallas,
11/25/10 (2 lost).

FEWEST

Season
6 2011 (5 lost) **NFL RECORD**
9 2019 (2 lost)
Opponent
15 2014 (5 lost)
2019 (10 lost)
16 2008 (7 lost)

MOST LOST

Season
22 1983 (37 fumbles)
22 1997 (34 fumbles)
Opponent
27 1976 (38 fumbles)

Game
5 vs. New England, 11/30/86 (7
fumbles)

Opponent
5 vs. Dallas, 11/3/68 (5 fumbles); vs.
Cleveland, 12/12/71 (7 fumbles); at
Atlanta, 11/25/79 (6 fumbles).

FEWEST LOST

Season
2 2019 (9 fumbles) **TIED NFL
RECORD**

Opponent

5 2014 (5 fumbles)
2017 (20 fumbles)

MOST RETURNED FOR TOUCHDOWNS

Season
5 1998
3 1992, 2009
Opponent
4 1975

Game
2 at San Francisco, 10/19/75

Opponent
2 at St. Louis, 10/11/87
at Arizona, 10/10/10

Turnovers**MOST**

Season
55 1997
47 1981, 1983
Opponent
49 1981, 1987

Game

8 vs. Atlanta, 9/16/73; vs. Detroit,
10/28/90; at San Francisco, 9/14/97

Opponent
8 at St. Louis, 10/28/01

FEWEST

Season
8 2019 **NFL RECORD**
16 2018
18 2017
Opponent
16 2011
17 2014

Quarterback Sacks**MOST**

Season
66 2000 (378 yds.) - Led NFL
59 1997 (408 yds.) - Led NFL
Opponent
58 1985 (461 yds.)

Game

9 vs. L.A. Rams, 12/1/85 (69 yds.); at
Atlanta, 12/9/01 (53 yds.); at
Atlanta, 11/28/19 (53 yds.)

Opponent
10 vs. Atlanta, 10/12/97 (76 yds.)

FEWEST

Season
17 1970 (136 yds.)
21 1969 (199 yds.)
Opponent
13 2008 (92 yds.)
15 1992 (119 yds.)

TEAM RECORDS

MOST YARDS LOST

Season

437 1983 (56 sacks)
420 1984 (55 sacks)

Opponent

461 1985 (58 sacks)

Game

73 vs. Chicago, 9/18/83 (8 sacks)

Opponent

81 vs. San Diego, 10/9/77 (8 sacks)

Punting

MOST

Season

101 1976 (39.3 avg.)
92 1975 (41.0 avg.)

Opponent

92 1997 (39.9 avg.)

Game

12 vs. Minnesota, 11/16/75
11 at San Francisco, 10/21/73
vs. Washington, 12/26/82
at Baltimore, 12/19/99

Opponent

12 at Chicago, 10/5/97

FEWEST

Season

43 2018 (46.4 avg.)
46 1982* (43.0 avg.)
47 2011 (47.3 avg.)

Opponent

50 1971 (41.2 avg.)

Game

0 vs. San Francisco, 10/26/02; vs.
Atlanta, 1/2/83; at Detroit,
12/21/08; vs. Green Bay, 10/26/14;
vs. Washington, 10/8/18; at
Cincinnati, 11/11/18

Opponent

0 at N.Y. Giants, 10/8/67
at San Francisco, 11/14/71
vs. Cleveland, 9/13/87
at Minnesota, 11/19/95
vs. St. Louis Rams, 12/12/99
vs. Minnesota, 10/17/04
vs. Green Bay, 10/26/14

HIGHEST AVERAGE

Season

50.1 2012 (74 punts)

Opponent

46.8 2016 (56 punts)

LOWEST AVERAGE

Season

37.6 1968 (75 punts)
39.0 1989 (71 punts)

Opponent

37.5 1987 (73 punts)

Punt Returns

MOST RETURNS

Season

53 1989 (428 yds.)
51 2006 (372 yds.)

Opponent

64 1976 (742 yds.)

Game

8 at Indianapolis, 10/25/15 (44 yds.)
7 at Carolina, 11/10/02 (8 yds.)
vs. New England, 11/30/86 (66
yds.)
at Detroit, 12/3/89 (48 yds.)
at Oakland, 11/9/97 (90 yds.)

Opponent

10 vs. Washington, 12/26/82 (106 yds.)

FEWEST RETURNS

Season

16 1971 (100 yds.)
1972 (43 yds.)
19 2014 (134 yds.)

Opponent

12 2018 (64 yds.)
19 2011 (118 yds.)

MOST YARDS

Season

625 2002 (45 ret.)
517 1993 (38 ret.)

Opponent

906 1974 (59 ret.)

Game

176 vs. Minnesota, 10/6/08 (5 ret.)
161 vs. Houston, 10/3/76 (6 ret.)

Opponent

144 vs. L.A. Rams, 10/23/94 (4 ret.)

HIGHEST AVERAGE

Season

13.7 2002 (45 ret.)
13.6 1993 (38 ret.)

Opponent

15.4 1974 (59 ret.)

LOWEST AVERAGE

Season

2.7 1972 (16 ret.)
3.4 1967 (23 ret.)

Opponent

4.2 2014 (24 ret.)
5.0 2018 (12 ret.)

MOST RETURNS FOR

TOUCHDOWNS

Season

3 2008
2 1993

Opponent

2 1974, 1977, 1983, 1994, 2000

Game

2 vs. Minnesota, 10/6/08
1 11 times, last at Seattle, 9/22/19

Opponent

1 26 times, last vs. Detroit, 10/15/17

Kickoff Returns

MOST RETURNS

Season

88 1980 (22.4 avg.)

Opponent

85 2002 (21.4 avg.)
76 1979 (20.0 avg.)
2008 (24.0 avg.)

Game

9 at Philadelphia, 11/19/67 (231
yds.); vs. San Francisco, 10/1/72
(201 yds.); vs. Carolina, 12/05/04
(237 yds.)

Opponent

9 vs. Green Bay, 11/24/08 (180 yds.)

FEWEST RETURNS

Season

21 2014 (25.9 avg.)
22 2013 (23.0 avg.)

Opponent

20 1982* (19.4 avg.)
21 2019 (27.0 avg.)

MOST YARDS

Season

2,027 2001 (87 ret.)
1,973 1980 (88 ret.)

Opponent

1,827 2008 (76 ret.)
1,817 2002 (85 ret.)

Game

304 vs. L.A. Rams, 10/23/94 (7 ret.)
242 vs. Minnesota, 12/15/02 (6 ret.)
233 at San Francisco, 9/21/86 (5 ret.)
St. Louis, 11/4/07 (8 ret.)

Opponent

287 at N.Y. Giants, 12/9/12 (6 ret.)
230 vs. N.Y. Giants, 10/18/09 (8 ret.)

HIGHEST AVERAGE

Season

26.5 2011 (42 ret.)
25.9 2014 (21 ret.)

Opponent

27.0 2019 (21 ret.)

LOWEST AVERAGE

Season

16.5 2016 (28 ret.)
17.6 1991 (50 ret.)

Opponent

16.2 1990 (36 ret.)

MOST RETURNS FOR

TOUCHDOWNS

Season

2 1967, 1994, 2002, 2004

Opponent

2 1971, 1991, 2000, 2003

Game

2 vs. L.A. Rams, 10/23/94

Opponent

1 16 times, last at Chicago 10/20/19

TEAM RECORDS

Combined Kickoff/
Punt Returns

MOST YARDS RETURNED

Season
2,581 2002 (625 punt, 1,956 KO)

NFL RECORD

2,315 2001 (288 punt, 2,027 KO)

Opponent

2,237 2000 (494 punt, 1,743 KO)

Game

354 vs. Minnesota, 10/6/08
(178 punt, 176 kickoff)
347 vs. L.A. Rams, 10/23/94
(43 punt, 304 kickoff)

Opponent

341 vs. L.A. Rams, 10/23/94
(144 punt, 197 kickoff)

MOST RETURNED FOR
TOUCHDOWNS**Season**

3 1993 (2 punt, 1 kickoff)
2002 (1 punt, 2 kickoff)
2008 (3 punt)

Opponent

4 2000 (2 punt, 2 kickoff)

Game

2 vs. L.A. Rams, 10/23/94
(2 kickoff); vs. Minnesota, 10/6/08
(2 punt)

Opponent

1 41 times (last at Chicago, 10/20/19)
(1 kickoff)

Penalties

MOST

Season

135 2005 (1,130 yds.)
130 2015 (1,112 yds.)

Opponent

132 1998 (1,164 yds.)

Game

17 at St. Louis Rams, 11/26/00 (116
yds.)
16 at Atlanta, 11/17/02 (133 yds.)

Opponent

15 vs. Tampa Bay, 10/5/14 (113 yds.)

FEWEST

Season

58 1973 (516 yds.)
60 1992 (567 yds.)

Opponent

52 1982* (459 yds.)
69 1973 (751 yds.)

Game

0 vs. Seattle, 11/10/85

Opponent

0 at Washington, 9/21/75
at San Francisco, 12/11/8
at San Francisco, 12/23/90
vs. San Francisco, 1/6/02
vs. New England, 11/30/09

MOST PENALTY YARDS

Season

1,141 2004 (129 pen.)
1,130 2005 (135 pen.)
1,044 1978 (104 pen.)

Opponent

1,164 1998 (132 pen.)

Game

149 at Chicago, 10/8/00 (10 pen.)
142 at N.Y. Giants, 10/6/68 (12 pen.)

Opponent

171 at Philadelphia, 11/23/03 (14 pen.)

FEWEST PENALTY YARDS

Season

514 1982* (63 pen.)
516 1973 (58 pen.)

Opponent

459 1982* (52 pen.)
590 1993 (86 pen.)

Safeties

MOST

Season

3 1989
2 1987, 1988, 1998, 2014

Opponent

3 1983
2 1969, 1973, 1976

Game

2 vs. Cleveland, 9/13/87
1 24 times, last at Tampa Bay,
12/11/16

Opponent

1 26 times, last vs. Kansas City,
9/23/12

Defensive
Two-Point
Conversions

MOST

Season

1 2015

Opponent

1 2016
1 2018

Game

1 vs. Carolina, 12/6/15

Opponent

1 vs. Denver, 11/13/16
at Carolina, 12/17/18

3rd Down
Conversions

MOST

Season

118 2011 (208 att.)
107 2016 (220 att.)

Opponent

105 1979 (239 att.)

FEWEST

Season

48 1982* (128 att.)
54 1997 (207 att.)

Opponent

36 1982* (103 att.)
49 1991 (188 att.)

Scoring

MOST POINTS

101	N.Y. Giants 49 at New Orleans 52, 11/1/15
93	New Orleans 51 at St. Louis Cardinals 42, 11/2/69

FEWEST POINTS

6	L.A. Rams 0 at New Orleans 6, 11/9/86
---	---------------------------------------

MOST TOUCHDOWNS

14	N.Y. Giants 7 at New Orleans 7, 11/1/15
----	---

FEWEST TOUCHDOWNS (FINAL SCORE)

0	L.A. Rams 0 at New Orleans 6, 11/9/86; Pittsburgh 9 at New Orleans 6, 12/1/90; New Orleans 9 vs. Tampa Bay 3, 10/25/98
---	--

First Downs

MOST FIRST DOWNS

63	N.Y. Giants 28 at New Orleans 35, 11/1/15
----	---

FEWEST FIRST DOWNS

20	Minnesota 8 at New Orleans 12, 9/12/70
----	--

Net Yards

MOST YARDS GAINED

1,064	Atlanta 552 at New Orleans 512, 9/2/79
-------	--

FEWEST YARDS GAINED

345	New Orleans 179 vs. Atlanta 166, 10/12/97
-----	---

Rushing

MOST RUSHES

86	New Orleans 39 at Atlanta 47, 12/16/73
----	--

MOST YARDS

490	L.A. Rams 340 at New Orleans 150, 11/25/73
-----	--

FEWEST YARDS

72	New Orleans 11 at Baltimore 61, 12/19/99
----	--

MOST TOUCHDOWNS

7	New Orleans 4 at Seattle 3, 11/21/76
---	--------------------------------------

Passing

MOST YARDS

852	New Orleans 446 at Dallas 406, 12/23/12
834	New Orleans 505 vs. N.Y. Giants 329, 11/1/15

FEWEST YARDS

77	San Francisco 44 at New Orleans 33, 11/13/77
----	--

MOST PASSES ATTEMPTED

100	Atlanta 61 at New Orleans 39, 12/26/11
96	New Orleans 53 at Dallas 43, 12/23/12 Carolina 47 at New Orleans 49, 10/16/16

MOST PASSES COMPLETED

69	N.Y. Giants 30 at New Orleans 39, 11/1/15
66	New Orleans 35 at Green Bay 31, 9/30/12

MOST TOUCHDOWNS

13	N.Y. Giants 6 at New Orleans 7, 11/1/15
12	New Orleans 6 at St. Louis 6, 11/2/69

MOST PASSES INTERCEPTED

9	Green Bay 7 at New Orleans 2, 9/14/86
---	---------------------------------------

Punts

MOST

21	New Orleans 9 at Chicago 12, 10/5/97
----	--------------------------------------

FEWEST

0	New Orleans 0 vs. Green Bay 0, 10/26/14;
1	New Orleans 0 at San Francisco 1, 10/20/02

Penalties

MOST

31	New Orleans 17 at St. Louis Rams 14, 11/26/00
----	---

FEWEST

2	New Orleans 2 at San Francisco 0, 12/11/88; Atlanta 1 at New Orleans 1, 12/3/92
---	--

MOST YARDS PENALIZED

272	New Orleans 101 at Philadelphia 171, 11/23/03
248	New Orleans 116 at St. Louis Rams 132, 11/26/00

FEWEST YARDS PENALIZED

11	New Orleans 11 at San Francisco 0, 12/11/88
----	---

Fumbles

MOST

10	Cleveland 7 at New Orleans 3, 12/12/71; New Orleans 5 at Carolina 5, 10/14/01; New Orleans 5 at St. Louis Rams 5, 10/28/01
----	--

Turnovers

MOST

11	Dallas 7 at New Orleans 4, 11/3/68; Chicago 5 at New Orleans 6, 9/18/83
----	--

Quarterback Sacks

MOST

15	Atlanta 10 at New Orleans 5, 10/12/97
----	---------------------------------------

CONSECUTIVE RECORDS

Individual

GAMES PLAYED

147	Jim Dombrowski (10/25/87 – 11/3/96)
144	Wayne Martin (9/1/91 – 1/2/00)
	Kevin Houser (9/3/00 – 12/28/08)
	Cameron Jordan (9/8/11 –)
143	Eric Martin (9/8/85 – 9/15/93)

GAMES STARTED

144	Wayne Martin (9/1/91 – 1/2/99)
129	Cameron Jordan (1/1/12 –)
114	Jahri Evans (9/10/06 – 9/15/13)

GAMES, SCORING POINTS

174	Morten Andersen (12/11/83 – 12/24/94)
-----	---------------------------------------

GAMES, SCORING TOUCHDOWN

6	Dalton Hilliard (12/18/88 – 10/8/89)
	Dalton Hilliard (10/18 – 11/29/92)
	Pierre Thomas (11/16 – 12/21/08)
	Jimmy Graham (12/18/11 – 9/23/12)
	Alvin Kamara (10/29/17 – 12/3/17)

GAMES, SCORING FIELD GOAL

36	Wil Lutz (12/4/16 – 12/23/18)
22	John Carney (10/6/02 – 11/16/03)
20	Morten Andersen (10/25/87 – 11/6/88)
19	Morten Andersen (11/24/85 – 12/7/86)

FIELD GOALS MADE

26	Wil Lutz (9/16 – 12/23/18)
25	Morten Andersen (11/1/92 – 9/12/93)
20	Morten Andersen (11/24/85 – 10/5/86)

GAMES, RUSHING TOUCHDOWN

5	Dalton Hilliard (10/22 – 11/19/89)
	Ricky Williams (9/24 – 10/29/00)

GAMES, RECEIVING TOUCHDOWN

6	Jimmy Graham (12/18/11 – 9/23/12)
5	Lance Moore (10/26 – 11/30/08)
	Marques Colston (12/11/08 – 9/20/09)
	Robert Meachem (11/8 – 12/6/09)
	Jimmy Graham (12/30/12 – 9/30/13)

GAMES, RUSHING FOR 100 OR MORE YARDS

9	Deuce McAllister (9/28 – 11/30/03)
5	Ricky Williams (9/17 – 10/22/00)
4	Deuce McAllister (10/6 – 10/27/02)
3	George Rogers (10/11 – 10/25/81)
	Wayne Wilson (9/25 – 10/9/83)
	Dalton Hilliard (11/12 – 11/26/89)
	Mark Ingram II (10/26 – 11/9/14)

GAMES, 100 YARDS OR MORE RECEIVING

5	Michael Thomas (10/20 – 11/24/19)
---	--

GAMES, PASSING TOUCHDOWN

54	Drew Brees (10/18/09 – 11/25/12)
	NFL RECORD

GAMES, 250+ PASSING YARDS

19	Drew Brees (9/8/11 – 9/16/12)
----	--------------------------------------

GAMES, 300+ PASSING YARDS

9	Drew Brees (11/13/11 – 9/16/12)
	NFL RECORD
	Drew Brees (11/29/12 – 9/30/13)
	NFL RECORD
5	Drew Brees (10/29 – 11/26/06)

GAMES, NO INTERCEPTIONS

7	Drew Brees (12/31/17 – 10/21/18)
6	Aaron Brooks (11/23 – 12/28/03)
	Drew Brees (12/13/15 – 9/18/16)

PASS COMPLETIONS

23	Drew Brees (12/16-12/22/19)
----	------------------------------------

GAMES, PASS RECEPTION

105	Eric Martin (11/1/87 – 1/2/94)
85	Marques Colston (10/26/08 – 9/7/14)
82	Joe Horn (9/3/00 – 9/25/05)

POINTS AFTER TOUCHDOWN

144	Garrett Hartley (12/13/09 – 12/15/13)
119	Morten Andersen (10/22/89 – 12/3/92)

Team

REGULAR SEASON VICTORIES

13	9/13 – 12/13/09
10	9/16 – 12/23/18
9	11/1 – 12/27/87
	12/23/90 – 10/20/91
8	11/6/11 – 1/1/12
	9/24 – 11/19/17

PRESEASON VICTORIES

5	8/12 – 9/6/97
---	---------------

REGULAR SEASON DEFEATS

14	9/7 – 12/7/80
----	---------------

PRESEASON DEFEATS

10	8/28/14 – 8/10/17
----	-------------------

VICTORIES VS. ONE TEAM

7	vs. L.A. Rams; 12/9/90 – 10/3/93
---	----------------------------------

DEFEATS VS. ONE TEAM

10	vs. Atlanta; 9/17/95 – 12/5/99
----	--------------------------------

HOME VICTORIES

11	9/8/13 – 10/26/14
8	9/18/11 – 1/1/12
7	10/15 – 12/24/17
6	9/13 – 11/30/09
	9/16 – 12/23/18

ROAD VICTORIES

10	10/18/87 – 10/6/88
8	12/21/08 – 12/13/09

HOME DEFEATS

10	12/3/79 – 12/21/80
----	--------------------

ROAD DEFEATS

14	11/5/72 – 10/13/74
14	10/18/98 – 1/2/00

GAMES SCORING

288	9/8/02 –
216	12/11/83 – 10/12/97

GAMES WITH A SACK

60	12/24/94 – 11/22/98
	(tied 4th-longest in NFL history)

HISTORY RECORDS ADMINISTRATION FOOTBALL OWNER

Yds.	Att.	Player	Opponent	Date
206	24	George Rogers	vs. St. Louis Cardinals	9/4/83
203	28	Rueben Mayes	vs. Miami	12/7/86
184	19	Deuce McAllister	at Philadelphia	11/23/03
179	40	Ricky Williams	vs. Cleveland	10/31/99
174	20	Ray Zellers	vs. Chicago	10/31/96
173	28	Deuce McAllister	vs. Atlanta	11/16/03
172	24	Rueben Mayes	vs. Tampa Bay	10/19/86
172	24	Mark Ingram II	vs. Green Bay	10/26/14
166	33	George Rogers	vs. Dallas	12/19/82
165	30	Deuce McAllister	at Washington	11/30/03
162	29	George Rogers	vs. L.A. Rams	9/13/81
162	29	Mario Bates	vs. Detroit	9/21/97
161	22	Chuck Muncie	vs. Atlanta	9/21/79
161	24	George Rogers	at L.A. Rams	11/8/81
160	34	Wayne Wilson	vs. Miami	10/2/83
160	35	Earl Campbell	at Minnesota	11/24/85
158	29	Dalton Hilliard	at Atlanta	11/19/89
158	15	Chris Ivory	at Tampa Bay	10/17/10
158	15	Mark Ingram II	at San Francisco	11/6/16
157	33	Rueben Mayes	vs. New England	11/30/86
157	24	Lamar Smith	at Indianapolis	9/27/98
156	29	Ricky Williams	at Atlanta	10/22/00
155	20	Craig Heyward	vs. Tampa Bay	11/11/90
148	22	Alvin Maxson	vs. St. Louis Cardinals	12/8/74
147	24	Rueben Mayes	vs. Cleveland	9/13/87
147	31	Ricky Williams	at Carolina	10/14/01
146*	14	Tony Galbreath	at Kansas City	9/26/76
146	14	Mark Ingram II	vs. L.A. Rams	11/27/16
145	14	Mark Ingram II	vs. Dallas	11/10/13
144	29	Rueben Mayes	vs. San Francisco	10/25/87
144	38	Ricky Williams	vs. Carolina	10/15/00
143	28	Mike Bell	vs. Detroit	9/13/09
143	14	Mark Ingram II	at Indianapolis	10/25/15
142	27	Andy Livingston	vs. Washington	9/21/69
142	28	George Rogers	at Houston	11/22/81
141	22	Mario Bates	vs. Atlanta	11/13/94
140	28	Deuce McAllister	at Carolina	1/2/05
139	35	Dwight Beverly	at St. Louis Cardinals	10/11/87
139	21	Deuce McAllister	vs. San Francisco	10/20/02
138	33	Wayne Wilson	at Chicago	9/19/82
138	28	Fred McAfee	vs. Atlanta	11/24/91
137	20	George Rogers	vs. Atlanta	11/6/83
136	30	Ricky Williams	vs. Minnesota	10/7/01
136	26	Deuce McAllister	vs. San Francisco	12/3/06
134	17	George Rogers	vs. Philadelphia	10/11/81
134	22	Mark Ingram II	vs. Washington	11/19/17
134	19	Alvin Kamara	at N.Y. Giants	9/30/18
131	25	Rueben Mayes	at St. Louis Cardinals	11/16/86
131*	22	Mark Ingram II	at Buffalo	11/12/17
130	27	Deuce McAllister	vs. Buffalo	10/2/05
129	32	Mario Bates	at N.Y. Giants	12/15/96
128	21	Chuck Muncie	vs. Oakland	12/3/79
128	28	Rueben Mayes	vs. San Francisco	11/2/86
128	30	Ricky Williams	at Chicago	10/8/00
128	29	Deuce McAllister	vs. Atlanta	12/26/04
127	16	Don McCall	vs. Washington	9/22/68
127	25	Dalton Hilliard	vs. Atlanta	12/18/88
127	32	Deuce McAllister	at Baltimore	12/8/02
127	16	Deuce McAllister	vs. Kansas City	11/14/04
127	19	Chris Ivory	vs. Carolina	11/1/12
126*	25	Chuck Muncie	at Kansas City	9/26/76
126*	20	Reggie Bush	at N.Y. Giants	12/24/06
126*	14	Pierre Thomas	at Buffalo	9/27/09
125	25	Derek Brown	vs. Detroit	9/19/93
124	32	George Rogers	vs. L.A. Rams	12/18/83
124	23	Deuce McAllister	at Carolina	10/5/03

123	33	George Rogers	vs. Kansas City	11/21/82
123	15	Mario Bates	at New England	12/3/95
123	21	Deuce McAllister	vs. Green Bay	9/15/02
123	23	Deuce McAllister	vs. Pittsburgh	10/6/02
123	15	Deuce McAllister	vs. Tampa Bay	10/8/06
122	18	George Rogers	at Cleveland	10/18/81
122*	19	Craig Heyward	at Cincinnati	11/4/90
122*	23	Mark Ingram II	at Pittsburgh	11/30/14
122	27	Tim Hightower	vs. Jacksonville	12/27/15
121	24	Ricky Williams	at San Francisco	11/1/01
121	29	Deuce McAllister	at Washington	10/13/02
120	23	George Rogers	vs. Tampa Bay	11/29/81
120	28	Ricky Williams	vs. Indianapolis	11/18/01
120	27	Mark Ingram II	vs. San Francisco	11/9/14
119	27	Latavius Murray	at Chicago	10/20/19
117	18	Chuck Muncie	vs. San Francisco	11/11/79
117	28	Deuce McAllister	vs. Carolina	12/29/02
117	15	Chris Ivory	at Cincinnati	12/5/10
116	29	Deuce McAllister	vs. Chicago	10/12/03
116	21	Deuce McAllister	at Atlanta	10/19/03
115	25	George Rogers	at San Francisco	9/27/81
115	25	Rueben Mayes	vs. Denver	11/20/88
115*	30	Rueben Mayes	at Cincinnati	11/4/90
115	17	Deuce McAllister	vs. Atlanta	10/27/02
114	25	Mark Ingram II	vs. Detroit	10/15/17
114	21	George Rogers	at Buffalo	10/30/83
114	15	Jimmy Rogers	at Washington	10/26/80
113	26	Bob Gresham	at Green Bay	11/28/71
113	31	George Rogers	vs. Cincinnati	10/25/81
113	11	Hokie Gajan	vs. N.Y. Jets	11/21/83
112	19	Rueben Mayes	at Atlanta	11/1/87
112	24	Dalton Hilliard	vs. L.A. Rams	11/26/89
111	24	Ricky Williams	at N.Y. Giants	10/24/99
111	21	Deuce McAllister	at Dallas	12/10/06
110	14	Tony Baker	at St. Louis	11/2/69
110	26	Deuce McAllister	at Tampa Bay	11/2/03
110	7	Antowain Smith	vs. Chicago	11/6/05
110	9	Pierre Thomas	at Carolina	9/16/12
109	27	Mike Strachan	vs. Atlanta	11/2/75
109	15	Chuck Muncie	vs. L.A. Rams	11/28/76
109	11	Craig Heyward	vs. L.A. Raiders	10/23/88
109	31	Deuce McAllister	at Tampa Bay	9/8/02
108	31	Wayne Wilson	at Dallas	9/25/83
108	24	Wayne Wilson	at San Francisco	9/29/85
108	22	Rueben Mayes	at Indianapolis	10/12/86
108+ 1	11	Aaron Brooks	at San Francisco	12/10/00
108* 2	27	Deuce McAllister	vs. N.Y. Giants	12/24/06
108	11	Dwayne Washington	vs. Carolina	12/30/18
107	20	Chuck Muncie	vs. N.Y. Jets	12/4/77
107	30	George Rogers	vs. San Francisco	12/20/81
107	23	Ricky Williams	at Seattle	9/17/00
106	28	Dalton Hilliard	at New England	11/12/89
106	20	Gill Fenerty	vs. Minnesota	9/22/91
106	21	Derek Brown	vs. Green Bay	11/14/93
106	26	Mario Bates	at San Francisco	10/29/95
106	22	Mario Bates	vs. St. Louis Rams	11/5/95
106	18	Aaron Stecker	at St. Louis Rams	9/26/04
106	12	Alvin Kamara	at Buffalo	11/12/17
105	22	Mark Ingram II	at Green Bay	10/22/17
105	24	Mike Strachan	vs. Green Bay	10/12/75
105# 20	10	Pierre Thomas	at Chicago	12/30/07
104	10	Gill Fenerty	at L.A. Rams	12/9/90
104	13	Mark Ingram II	at Cincinnati	11/11/18
103	18	Wayne Wilson	at Atlanta	10/9/83
103	20	Ricky Williams	vs. Philadelphia	9/24/00
103	20	Mark Ingram II	at Atlanta	11/1/17
103	16	Mark Ingram II	vs. Philadelphia	11/18/18
102	13	Chuck Muncie	at St. Louis Cardinals	10/23/77
102	20	George Rogers	vs. Atlanta	9/2/84
102	27	Ricky Williams	vs. Carolina	12/19/01

BIG GAMES

102	21	Deuce McAllister	vs. Tampa Bay	10/10/04
102	16	Pierre Thomas	vs. Atlanta	12/7/08
102	26	Tim Hightower	vs. Seattle	10/30/16
102	21	Latavius Murray	vs. Arizona	10/27/19
101	17	Deuce McAllister	vs. Indianapolis	9/28/03
101	26	Deuce McAllister	vs. Carolina	10/26/03
100	20	Tony Galbreath	vs. L.A. Rams	10/30/77
100	23	Deuce McAllister	at Atlanta	11/28/04
100	20	Aaron Stecker	at Atlanta	12/10/07
100	30	Mark Ingram II	at Carolina	10/30/14

* - part of a dual 100-yard game

- part of a 100-yard rushing/100-yard receiving game

+ - only QB in team history to rush for 100 yards or more

MOST BY PLAYER: Deuce McAllister (27), George Rogers (16), Mark Ingram II (15), Ricky Williams (12), Rueben Mayes (11), Chuck Muncie (7), Mario Bates (6), Wayne Wilson (5), Dalton Hilliard (4), Pierre Thomas (4), Craig Heyward (3), Chris Ivory (3), Derek Brown (2), Gill Fenerly (2), Tony Galbreath (2), Tim Hightower (2), **Alvin Kamara (2)**, **Latavius Murray (2)**, Aaron Stecker (2), Mike Strachan (2), Tony Baker (1), Mike Bell (1), Dwight Beverly (1), Aaron Brooks (1), Reggie Bush (1), Earl Campbell (1), Hokie Gajan (1), Bob Gresham (1), Andy Livingston (1), Alvin Maxson (1), Fred McAfee (1), Don McCall (1), Jimmy Rogers (1), Antowain Smith (1), Lamar Smith (1), **Dwayne Washington (1)**, Ray Zellars (1).

300 Yard Passing Games (154)

Yds	Player	A	C	Opponent	Date
510	Drew Brees	52	37	vs. Cincinnati	11/19/06
505	Drew Brees	50	39	vs. N.Y. Giants	11/1/15
465	Drew Brees	49	34	vs. Carolina	10/16/16
446	Drew Brees	54	35	at Green Bay	9/30/12
446	Drew Brees	53	37	at Dallas	12/23/12
445	Drew Brees	49	35	vs. Jacksonville	11/4/07
441	Aaron Brooks	48	30	vs. Denver	12/3/00
439	Drew Brees	45	47	vs. Tampa Bay	9/9/18
423	Drew Brees	42	28	vs. Oakland	9/11/16
422	Drew Brees	58	31	at Atlanta	11/9/08
421	Drew Brees	48	39	at Denver	9/21/08
420	Drew Brees	45	35	vs. Baltimore	11/24/14
419	Drew Brees	49	35	at Washington	12/6/09
419	Drew Brees	49	32	at Green Bay	9/8/11
413	Drew Brees	39	30	vs. Miami	9/30/13
412	Drew Brees	40	32	at Minnesota	12/18/11
412	Drew Brees	36	25	vs. Jacksonville	12/27/15
398	Drew Brees	47	31	at Pittsburgh	11/12/06
396	Drew Brees	43	29	vs. Carolina	12/30/12
396	Drew Brees	49	39	at Atlanta	9/23/18
393	Drew Brees	56	39	at St. Louis Rams	12/15/13
392	Drew Brees	41	34	vs. Dallas	11/10/13
389	Drew Brees	35	28	vs. Carolina	1/1/12
389	Drew Brees	48	37	at Arizona	12/18/16
387	Drew Brees	39	28	vs. Tennessee (OT)	11/8/15
386	Drew Brees	49	30	vs. Carolina	12/28/08
385	Drew Brees	41	29	vs. Washington	11/19/17
384	Drew Brees	38	26	at Dallas	12/10/06
383	Drew Brees	45	24	vs. Baltimore	10/29/06
383	Drew Brees	45	29	at Tampa Bay	10/16/11
382	Drew Brees	51	30	at N.Y. Jets	11/3/13
382	Drew Brees	43	29	vs. Seattle	11/21/10
381	Drew Brees	31	24	vs. Tampa Bay	12/29/13
377	Archie Manning	38	24	at San Francisco	12/7/80
377	Drew Brees	37	27	at Tampa Bay	10/21/12
376	Aaron Brooks	60	34	vs. Denver	11/21/04
376	Jim Everett	46	31	vs. Washington	9/11/94
376	Drew Brees	54	36	vs. Atlanta	9/26/16
375	Aaron Brooks	45	27	vs. N.Y. Giants	9/19/05
375	Drew Brees	36	29	at Chicago	12/15/14
373	Drew Brees	43	34	vs. Arizona	10/27/19

371	Drew Brees	23	18	vs. New England	11/30/09
371	Drew Brees	57	35	vs. Tampa Bay	10/5/14
370	Jim Everett	43	29	vs. Atlanta	9/17/95
370	Drew Brees	44	31	vs. Houston	9/25/11
370	Drew Brees	45	29	vs. San Diego	10/7/12
370	Drew Brees	43	32	vs. Houston	9/9/19
369	Drew Brees	30	23	vs. N.Y. Giants	10/18/09
367	Drew Brees	48	37	at Kansas City	10/23/16
365	Drew Brees	38	30	vs. Atlanta	9/26/10
364	Jim Everett	45	29	vs. Green Bay	12/16/95
363	Drew Brees	35	23	vs. San Francisco	9/28/08
363	Drew Brees	38	24	vs. N.Y. Giants	11/28/11
363	Drew Brees	29	26	vs. Washington	10/8/18
363	Drew Brees	30	22	vs. Philadelphia	11/18/18
359	Drew Brees	45	32	at Carolina	10/9/11
359	Drew Brees	41	33	vs. Dallas	10/4/15
358	Drew Brees	34	26	vs. Detroit	9/13/09
357	Drew Brees	35	26	vs. Atlanta	9/8/13
356	Drew Brees	56	37	vs. Cleveland	10/24/10
356	Drew Brees	45	27	vs. New England	9/17/17
355	Archie Manning	28	20	at San Francisco	9/23/79
355	Bobby Hebert	26	19	at Phoenix	10/18/92
355	Drew Brees	48	30	at Arizona	9/13/15
354	Billy Joe Tolliver	45	28	vs. Tennessee	10/17/99
354	Drew Brees	43	26	at N.Y. Giants	12/9/12
353	Drew Brees	41	26	at Green Bay	9/17/06
352	Aaron Brooks	30	23	at Atlanta	10/19/03
352	Drew Brees	39	23	at Dallas	11/25/10
351	Drew Brees	44	31	at Jacksonville	10/2/11
351	Drew Brees	40	30	at Detroit	12/21/08
350	Drew Brees	50	29	at Atlanta	1/1/17
349	Drew Brees	38	28	at Carolina	1/01/06
349	Drew Brees	30	21	at Atlanta	11/26/06
349	Drew Brees	40	29	vs. San Francisco	12/8/19
347	Aaron Brooks	37	22	at San Francisco	11/11/01
346	Drew Brees	36	25	vs. L.A. Rams	11/4/18
345	Billy Kilmer	32	22	at St. Louis Cardinals	11/2/69
344	Archie Manning	32	22	at Pittsburgh	11/5/78
343	Aaron Brooks	50	27	at New England	11/20/05
343	Jim Everett	27	23	at Denver	12/24/94
343	Drew Brees	32	23	vs. Tampa Bay	9/7/08
342	Drew Brees	36	26	vs. Detroit	12/4/11
342	Drew Brees	46	29	vs. Arizona	9/22/13
342	Drew Brees	45	28	at Detroit	10/19/14
341	Wade Wilson	34	22	at Atlanta	9/12/93
341	Drew Brees	50	28	at Atlanta	11/29/12
341	Drew Brees	52	34	vs. Detroit	12/21/15
340	Drew Brees	44	32	at Dallas	9/28/14
339	Drew Brees	41	30	vs. San Diego	10/26/08
339	Drew Brees	52	24	vs. Washington	9/9/12
337	Drew Brees	47	36	at Tennessee	12/11/11
336	Drew Brees	39	31	at San Francisco	10/28/07
335	Jim Everett	37	25	at Minnesota	11/19/95
335	Drew Brees	43	26	at Philadelphia	10/11/15
333	Ken Stabler	43	29	vs. Tampa Bay	12/5/82
333	Drew Brees	42	29	at Atlanta	9/7/14
332	Drew Brees	34	26	vs. Buffalo	10/27/13
331	Drew Brees	38	27	at Green Bay	10/22/17
330	Aaron Brooks	40	26	vs. Carolina	12/2/01
330	Drew Brees	46	26	vs. Minnesota	10/6/08
330	Drew Brees	35	24	vs. Carolina	11/8/09
328	Kerry Collins	44	22	at San Francisco	11/22/98
328	Drew Brees	41	28	at Atlanta	12/10/07
326	Jim Everett	37	26	vs. Kansas City	9/4/94
326	Drew Brees	44	31	vs. Detroit	12/4/16
326	Drew Brees	39	27	vs. Pittsburgh	12/23/18
325	Dave Wilson	32	20	vs. Cincinnati	12/9/84
325	Billy Joe Tolliver	48	24	at Carolina	11/1/98
325	Drew Brees	35	31	vs. Indianapolis	10/23/11
325	Drew Brees	49	31	at Carolina	9/16/12

BIG GAMES

323	Archie Manning	32	23	vs. Atlanta	10/19/80
323	Drew Brees	26	20	vs. Green Bay	11/24/08
323	Drew Brees	42	32	at Atlanta	1/3/16
323	Drew Brees	39	28	at San Francisco	11/6/16
322	Drew Brees	43	30	at Atlanta	11/13/11
322	Drew Brees	46	26	at Tampa Bay	9/15/13
320	Bobby Hebert	39	28	vs. L.A. Raiders	12/16/91
320	Drew Brees	60	35	at Chicago	12/30/07
320	Drew Brees	30	26	vs. Oakland	10/12/08
318	Aaron Brooks	40	23	vs. Cleveland	11/24/02
317	Steve Walsh	42	25	at San Francisco	12/1/91
316	Aaron Brooks	41	24	at St. Louis Rams	9/26/04
315	Drew Brees	30	26	vs. Arizona	12/16/07
314	Archie Manning	40	25	vs. San Francisco	9/7/80
314	Archie Manning	36	25	at Detroit	10/12/80
314	Drew Brees	32	24	at Tampa Bay	11/5/06
314	Teddy Bridgewater	29	26	vs. Tampa Bay	10/6/19
313	Drew Brees	24	24	at Cincinnati	12/5/10
313	Drew Brees	42	30	vs. Carolina	12/8/13
313	Drew Brees	47	30	vs. Atlanta	12/21/14
312	Drew Brees	39	30	vs. Atlanta	10/15/15
312	Drew Brees	41	31	at Tampa Bay	12/13/15
311	Drew Brees	34	25	at Philadelphia	9/20/09
311	Drew Brees	32	27	vs. Green Bay	10/26/14
311	Drew Brees	39	30	vs. Carolina	11/24/19
310	Luke McCown	38	31	at Carolina	9/27/15
310	Drew Brees	36	28	vs. Los Angeles	11/27/16
308	Bobby Hebert	49	31	vs. San Francisco	10/8/89
308	Drew Brees	33	25	vs. Atlanta	11/2/09
307	Aaron Brooks	39	16	at New England	11/25/01
307	Drew Brees	39	23	vs. Atlanta	12/26/11
307	Drew Brees	39	26	vs. Tampa Bay	12/16/12
307	Drew Brees	30	29	vs. Indianapolis	12/16/19
306	Archie Manning	40	25	vs. Philadelphia	11/9/80
305	Drew Brees	44	34	vs. Pittsburgh	10/31/10
305	Drew Brees	43	30	vs. San Francisco	11/17/13
303	Archie Manning	53	33	at Green Bay	9/10/78
303	Drew Brees	29	21	vs. Denver	11/13/16
302	John Fourcade	27	15	at Buffalo	12/10/89
302	Drew Brees	49	35	at Atlanta	12/27/10
301	Archie Manning	39	24	vs. New England	12/21/80
301	Bobby Hebert	35	22	at San Francisco	11/15/92
300	Dave Wilson	45	19	at Atlanta	10/20/85

MOST BY PLAYER: Drew Brees (113), Aaron Brooks (10), Archie Manning (9), Jim Everett (6), Bobby Hebert (4), Billy Joe Tolliver (2), Dave Wilson (2), Teddy Bridgewater (1), Kerry Collins (1), John Fourcade (1), Billy Kilmer (1), Luke McCown (1), Ken Stabler (1), Steve Walsh (1), Wade Wilson (1).

100 Yard Receiving Games (248)

Yds	No	Player	Opponent	Date
211	12	Michael Thomas	vs. L.A. Rams	11/4/18
205	6	Wes Chandler	vs. Atlanta	9/2/79
200	6	Torrence Small	at Denver	12/24/94
186	7	Brandin Cooks	at Arizona	12/18/16
182	11	Michael Thomas	vs. Tampa Bay	10/6/19
180	10	Joe Horn	vs. San Francisco	11/5/00
180	16	Michael Thomas	vs. Tampa Bay	9/9/18
179	9	Floyd Turner	vs. Chicago	10/27/91
179	10	Jimmy Graham	at Tampa Bay	9/15/13
173	7	Brandin Cooks	vs. Carolina	10/16/16
172*	9	Willie Snead IV	vs. Oakland	9/11/16
170*	10	Joe Horn	vs. Denver	12/3/00
169	10	Marques Colston	at Pittsburgh	11/12/06
169	9	Devery Henderson	vs. Cincinnati	11/19/06
167	9	Joe Horn	vs. San Francisco	11/5/00
167	11	Willie Jackson	at San Francisco	11/11/01

167	5	Joe Horn	vs. Kansas City	11/14/04
166	8	Marques Colston	vs. N.Y. Giants	10/18/09
165	8	Danny Abramowicz	at Cincinnati	11/29/70
164	3	Eric Martin	vs. Green Bay	9/14/86
163*	6	Marques Colston	vs. Baltimore	10/29/06
162	5	Kenny Stills	at Pittsburgh	11/30/14
160	8	Joe Horn	vs. Carolina	12/5/04
159	4	Larry Burton	at Atlanta	11/2/75
159	10	Marques Colston	vs. Jacksonville	11/4/07
158	4	Devery Henderson	at Atlanta	11/26/06
157	10	Tre'Quan Smith	vs. Philadelphia	11/18/18
156	12	Danny Abramowicz	vs. Pittsburgh	10/29/67
156	5	Michael Haynes	at Cincinnati	9/15/96
156	8	Willie Jackson	vs. St. Louis	12/17/01
156	10	Michael Thomas	at Atlanta	1/2/17
154	3	Keith Poole	at Atlanta	10/18/98
153	8	Eric Martin	vs. Cleveland	10/14/90
153	9	Marques Colston	at Green Bay	9/30/12
153*	10	Marques Colston	at Dallas	12/23/12
152	13	Michael Thomas	vs. Atlanta	11/10/19
151	8	Eric Martin	at Phoenix	10/18/92
150	9	Quinn Early	at Minnesota	11/19/95
150	13	Joe Horn	vs. Carolina	12/2/01
149	6	Lance Moore	vs. Atlanta	9/26/10
148	8	Sean Dawkins	at San Francisco	11/22/98
148	8	Joe Horn	vs. Indianapolis	11/18/01
147*	9	Benjamin Watson	vs. N.Y. Giants	11/1/15
146	10	Eric Martin	at Washington	11/6/88
146	7	Jimmy Graham	vs. Atlanta	11/11/12
145	7	Al Dodd	at St. Louis	11/26/69
145	7	Marques Colston	vs. Carolina	1/1/12
144	7	Danny Abramowicz	at Washington	12/17/67
144	8	Henry Childs	at San Francisco	12/7/80
143*	9	Joe Horn	vs. N.Y. Giants	9/19/05
143*	6	Brandin Cooks	vs. Oakland	9/11/16
142	8	Robert Meachem	at Washington	12/6/09
141*	8	Donté Stallworth	vs. N.Y. Giants	9/19/05
141*	6	Willie Snead IV	at Philadelphia	10/11/15
141	7	Ted Ginn Jr.	at Green Bay	10/22/17
140	7	Danny Abramowicz	vs. San Francisco	12/13/70
140	8	Wes Chandler	vs. Atlanta	10/19/80
140	7	Marques Colston	at Atlanta	11/9/08
139*	9	Wes Chandler	vs. Philadelphia	11/9/80
138	4	Eddie Kennison	vs. Atlanta	10/10/99
138	7	Joe Horn	at Atlanta	12/9/01
136	12	Michael Thomas	at Tennessee	12/22/19
135	10	Jimmy Graham	at Chicago	10/6/13
135	5	Eugene Goodlow	vs. San Francisco	12/15/85
134	3	Joe Horn	at Atlanta	11/17/02
134	9	Jimmy Graham	vs. Arizona	9/22/13
134	11	Michael Thomas	vs. San Francisco	12/8/19
133	8	Joe Horn	at Atlanta	10/19/03
133	9	Joe Horn	vs. NY Giants	12/14/03
132	6	Eric Martin	vs. L.A. Rams	10/30/88
132	10	Floyd Turner	at San Francisco	12/1/91
132	5	Marques Colston	at Carolina	10/1/06
132	10	Jimmy Graham	at Jacksonville	10/2/11
131	6	Hoby Brenner	vs. St. Louis	9/23/84
131	5	Eric Martin	vs. N.Y. Jets	10/15/89
131	10	Eric Martin	at Washington	11/18/90
131	9	Reggie Bush	vs. San Francisco	12/3/06
131*	9	Marques Colston	vs. San Diego	10/7/12
131	9	Michael Thomas	at Chicago	10/20/19
130	10	Michael Thomas	at Kansas City	10/23/16
130	6	Eric Martin	vs. Houston	12/13/87
129	8	Danny Abramowicz	vs. Pittsburgh	12/21/69
129	8	Donté Stallworth	vs. Buffalo	10/2/05
129	8	Marques Colston	vs. St. Louis	11/11/07
129	8	Jimmy Graham	at Carolina	10/9/11
129	3	Kenny Stills	vs. Buffalo	10/27/13

BIG GAMES

129*	10	Michael Thomas	at Atlanta	9/23/18	114*	8	Marques Colston	vs. N.Y. Giants	11/1/15
128	13	Darren Sproles	at Carolina	9/16/12	114	8	Michael Thomas	at Tampa Bay	11/17/19
128	12	Michael Thomas	vs. Indianapolis	12/16/19	113	5	Danny Abramowicz	vs. San Francisco	11/23/69
127	12	John Beasley	at San Diego	11/18/73	113*	4	Brett Bech	vs. Buffalo	12/27/98
127	4	Wes Chandler	at San Francisco	9/23/79	113	9	Andre Hastings	at St. Louis	11/28/99
127	4	Quinn Early	vs. L.A. Raiders	12/16/91	113	9	Donté Stallworth	vs. San Francisco	9/19/04
127	10	Benjamin Watson	vs. Atlanta	10/15/15	113	5	Donté Stallworth	at Dallas	12/12/04
126*	5	Joe Horn	vs. Baltimore	10/29/06	113	8	David Patten	at Seattle	10/14/07
125	6	Reggie Bush	at Dallas	12/10/06	113	8	Marques Colston	vs. Seattle	11/21/10
125	9	Marques Colston	vs. Carolina	12/8/13	113	8	Marques Colston	at Atlanta	11/13/11
124	5	Randal Hill	vs. Arizona	12/14/97	112	7	Henry Childs	at Green Bay	9/9/79
124*	7	Jimmy Graham	at Tampa Bay	10/16/11	112*	10	Cameron Cleeland	vs. Buffalo	12/27/98
124	10	Brandin Cooks	vs. Detroit	12/21/15	112	8	Reggie Bush	vs. Tampa Bay	9/7/08
124*	15	Alvin Kamara	at Atlanta	9/23/18	112	10	Marques Colston	vs. Cleveland	10/24/10
123	9	Joe Horn	at Oakland	10/24/04	112	9	Alvin Kamara	vs. Tampa Bay	9/9/18
123*	11	Marques Colston	at Tampa Bay	11/5/06	112	11	Michael Thomas	vs. Arizona	10/27/19
123	7	Marques Colston	vs. Carolina	12/28/08	111	6	Hoby Brenner	at Atlanta	10/20/85
123*	8	Devery Henderson	vs. San Diego	10/7/12	111	8	Eric Martin	vs. Denver	11/20/88
123	7	Lance Moore	at Atlanta	11/29/12	111	7	Eric Martin	vs. Houston	9/5/93
123	5	Brandin Cooks	vs. Jacksonville	12/27/15	111	6	Donté Stallworth	at Cincinnati	12/22/02
123*	10	Michael Thomas	vs. Houston	9/9/19	111	10	Joe Horn	vs. Houston	9/14/03
122	14	Tony Galbreath	at Green Bay	9/10/78	111*	3	Devery Henderson	at Tampa Bay	11/5/06
122	4	Andre Hastings	vs. Dallas	12/6/98	111	6	Marques Colston	at Detroit	10/19/14
122*	8	Robert Wilson	vs. Denver	12/3/00	111	3	Tre'Quan Smith	vs. Washington	10/8/18
122	10	Donté Stallworth	vs. Denver	11/21/04	110	5	Danny Abramowicz	vs. San Francisco	9/26/71
122	9	David Patten	at Atlanta	12/10/07	110	5	Dave Parks	at San Francisco	10/22/72
122	7	Willie Snead IV	vs. Tampa Bay	12/13/15	110	5	Sean Dawkins	vs. Carolina	9/13/98
121	6	Henry Childs	at Seattle	11/18/79	110	9	Boo Williams	at Philadelphia	11/23/03
121	5	Michael Haynes	vs. San Francisco	11/3/96	110	6	Joe Horn	vs. Seattle	9/12/04
121	5	Randal Hill	at Chicago	10/5/97	110	6	Joe Horn	vs. Philadelphia	10/15/06
121	8	Joe Horn	at St. Louis Rams	10/28/01	110	5	Marques Colston	at Atlanta	9/7/14
121#	12	Pierre Thomas	at Chicago	12/30/07	109	2	Walt Roberts	at Philadelphia	11/19/67
121*	4	Marques Colston	vs. New England	11/30/09	109	8	Joe Horn	vs. San Francisco	10/20/02
121	9	Lance Moore	at Tampa Bay	10/21/12	109	5	David Patten	at San Francisco	10/28/07
121*	4	Lance Moore	vs. Carolina	12/30/12	109	7	Coby Fleener	vs. Atlanta	9/26/16
120	4	Dave Parks	at N.Y. Giants	10/8/72	109	11	Michael Thomas	vs. Pittsburgh	12/23/18
120	9	Eric Martin	vs. Philadelphia	12/18/89	108	8	Joe Horn	at Tampa Bay	9/8/02
120	5	Eric Martin	vs. Cincinnati	1/2/94	108	5	Az-Zahir Hakim	at Green Bay	10/9/05
120	6	Andre Hastings	vs. St. Louis Rams	12/7/97	108	9	Michael Thomas	vs. L.A. Rams	11/27/16
120	6	Joe Horn	vs. Green Bay	9/15/02	107	5	Eric Martin	vs. L.A. Rams	11/26/89
120	6	Lance Moore	vs. Washington	9/9/12	107	7	Marques Colston	vs. Dallas	11/10/13
119*	4	Ike Harris	vs. Philadelphia	11/9/80	107*	5	Brandin Cooks	at Philadelphia	10/11/15
119	6	Mike Jones	vs. Miami	12/7/86	106	7	Tony Galbreath	vs. Oakland	12/3/79
119	3	Robert Meachem	vs. Detroit	12/4/11	106	6	Wes Chandler	at Detroit	10/12/80
118	9	Joe Horn	vs. Tampa Bay	12/7/03	106	5	Joe Horn	vs. Tampa Bay	12/1/02
118	9	Marques Colston	at Houston	11/18/07	106	6	Marques Colston	at Tampa Bay	11/30/08
118*	7	Marques Colston	at Tampa Bay	10/16/11	106	3	Robert Meachem	at Cincinnati	12/5/10
118	10	Marques Colston	at Cleveland	9/14/14	106	2	Joseph Morgan	at N.Y. Giants	12/9/12
117	7	Wes Chandler	vs. Atlanta	11/12/78	105	9	Danny Abramowicz	at Atlanta	12/7/69
117*	3	Henry Childs	at Atlanta	11/25/79	105	6	Hoby Brenner	vs. Chicago	9/18/83
117	8	Wes Chandler	at Atlanta	9/6/81	105	5	Joe Horn	at San Francisco	12/10/00
117	8	Quinn Early	vs. Green Bay	12/16/95	105	8	Willie Jackson	at N.Y. Giants	9/30/01
117	9	Michael Thomas	at Buffalo	11/12/17	105	4	Jeremy Shockey	at Miami	10/25/09
117	10	Michael Thomas	at Atlanta	12/7/17	105	6	Marques Colston	at Dallas	11/25/10
116	5	Eric Martin	at L.A. Rams	10/22/89	105	7	Marques Colston	at Tennessee	12/11/11
116	12	Joe Horn	at San Diego	9/10/00	104	6	Keith Poole	at Carolina	1/2/00
116	7	Joe Horn	vs. Atlanta	12/17/00	104	4	Devery Henderson	vs. Minnesota	10/6/08
116*	3	Devery Henderson	vs. New England	11/30/09	104*	7	Darren Sproles	at Dallas	12/23/12
116	9	Jimmy Graham	at N.Y. Jets	11/3/12	104	6	Brandin Cooks	vs. Carolina	12/6/15
115	9	Danny Abramowicz	vs. Baltimore	10/19/69	103	6	Dave Parks	vs. Pittsburgh	12/15/68
115	4	Paul Seal	vs. Philadelphia	10/27/74	103	6	Wes Chandler	vs. San Francisco	12/3/78
115	5	Floyd Turner	vs. Atlanta	11/24/91	103*	6	Wes Chandler	at Atlanta	11/25/79
115	5	Lance Moore	vs. Green Bay	11/24/08	103	6	Larry Hardy	vs. San Francisco	9/7/80
115*	9	Jimmy Graham	vs. Carolina	12/30/12	103	6	Lindsay Scott	vs. St. Louis	9/12/82
114	7	Dave Parks	at St. Louis	10/11/70	103	6	Eric Martin	vs. L.A. Rams	10/11/92
114	3	Michael Lewis	vs. Cleveland	11/24/02	103	5	Michael Haynes	at Atlanta	12/11/94
114	3	Donté Stallworth	vs. Dallas	12/28/03	103	5	Devery Henderson	vs. Detroit	9/13/09
114	8	Marques Colston	vs. Arizona	12/16/07	103	3	Devery Henderson	vs. Chicago	9/18/11
114*	7	Darren Sproles	vs. Miami	9/30/13	103*	5	Kenny Stills	at Detroit	10/19/14

102	6	Sean Dawkins	at Carolina	11/1/98
102	5	Donté Stallworth	vs. Carolina	12/18/05
102	8	Lance Moore	at Kansas City	11/16/08
101	8	Danny Abramowicz	at N.Y. Giants	10/6/68
101	4	Tyrone Young	at Cleveland	10/28/84
101	3	Hoby Brenner	vs. Cincinnati	12/9/84
101	7	Eric Martin	at St. Louis	10/11/87
101	2	Eric Martin	vs. Tampa Bay	12/6/87
101	8	Quinn Early	vs. Kansas City	9/4/94
101	6	Joe Horn	at Carolina	11/10/02
101	8	Donté Stallworth	at Seattle	9/7/03
101	9	Joe Horn	at Atlanta	11/28/04
101	4	Devery Henderson	vs. Carolina	10/7/07
101	7	Lance Moore	vs. San Francisco	9/28/08
101	10	Robert Meachem	at Atlanta	12/27/10
101	6	Alvin Kamara	at L.A. Rams	11/26/17
101*	7	Ted Ginn Jr.	vs. Houston	9/9/19
101	10	Michael Thomas	vs. Carolina	11/24/19
100	3	Henry Childs	at Atlanta	11/26/78
100	4	Eric Martin	at Buffalo	12/10/89
100	6	Az-Zahir Hakim	at St. Louis	10/23/05
100	4	Jimmy Graham	vs. Houston	9/25/11
100*	4	Jimmy Graham	vs. Miami	9/30/13
100	5	Jimmy Graham	at Atlanta	11/21/13
100	6	Devery Henderson	at Green Bay	9/8/11

* - part of a dual 100-yard game

- part of a 100-yard receiving/100-yard rushing game

MOST BY PLAYER: Marques Colston (28), Joe Horn (28), **Michael Thomas (19)**, Eric Martin (18), Jimmy Graham (13), Danny Abramowicz (10), Devery Henderson (10), Wes Chandler (9), Donté Stallworth (9), Lance Moore (8), Brandin Cooks (7), Henry Childs (5), Hoby Brenner (4), Quinn Early (4), Robert Meachem (4), Dave Parks (4), Reggie Bush (3), Sean Dawkins (3), Andre Hastings (3), Michael Haynes (3), Willie Jackson (3), **Alvin Kamara (3)**, David Patten (3), Willie Snead IV (3), Darren Sproles (3), Kenny Stills (3), Floyd Turner (3), Tony Galbreath (2), Ted Ginn Jr. (2), Az-Zahir Hakim (2), Randal Hill (2), Keith Poole (2), Benjamin Watson (2), **Tre'Quan Smith (2)**, John Beasley (1), Brett Bech (1), Larry Burton (1), Cameron Cleland (1), Al Dodd (1), Coby Fleener (1), Eugene Goodlow (1), Larry Hardy (1), Ike Harris (1), Mike Jones (1), Eddie Kennison (1), Michael Lewis (1), Joseph Morgan (1), Walt Roberts (1), Lindsay Scott (1), Paul Seal (1), Jeremy Shockey (1), Torrance Small (1), Pierre Thomas (1), Boo Williams (1), Robert Wilson (1), Tyrone Young (1).

3-Sack Games (37)

Sacks	Player	Opponent	Date
4	Rickey Jackson	at Atlanta	12/14/86
4	Rickey Jackson	at Detroit	9/18/88
4	Pat Swilling	vs. Tampa Bay	11/11/90
4	Wayne Martin	vs. Atlanta	12/3/92
4	Wayne Martin	vs. Detroit	9/21/97
4	Cameron Jordan	at Atlanta	11/28/19
3.5	Jim Wilks	at Philadelphia	12/11/83
3.5	Pat Swilling	at Atlanta	11/19/89
3	Bruce Clark	vs. Tampa Bay	9/9/84
3	Bruce Clark	at L.A. Raiders	10/13/85
3	Rickey Jackson	at Cincinnati	12/20/87
3	Pat Swilling	vs. N.Y. Giants	11/27/88
3	Pat Swilling	at L.A. Rams	10/22/89
3	Pat Swilling	vs. Atlanta	10/29/89
3	Frank Warren	vs. Philadelphia	12/18/89
3	Rickey Jackson	at Atlanta	9/29/91
3	Pat Swilling	at L.A. Rams	11/3/91
3	Rickey Jackson	vs. L.A. Rams	10/11/92
3	Renaldo Turnbull	vs. Detroit	9/19/93
3	Renaldo Turnbull	at Phoenix	10/31/93
3	Rickey Jackson	vs. Green Bay	11/14/93
3	Darion Conner	at Tampa Bay	9/18/94
3	La'Roi Glover	vs. St. Louis	11/15/98
3	La'Roi Glover	at Baltimore	12/19/99
3	La'Roi Glover	at Chicago	10/8/00
3	La'Roi Glover	vs. Carolina	10/15/00
3	Joe Johnson	at Carolina	11/12/00
3	La'Roi Glover	at St. Louis	11/26/00
3	Joe Johnson	at Buffalo	9/9/01
3	Charlie Clemons	at N.Y. Giants	9/30/01
3	Darrin Smith	vs. Pittsburgh	10/6/02
3	Darren Howard	at Washington	10/13/02
3	Willie Whitehead	at Tampa Bay	11/2/03
3	Charles Grant	at St. Louis	9/26/04
3	Cameron Jordan	vs. Philadelphia	11/5/12
3	Junior Galette	vs. Carolina	12/8/13
3	Cameron Jordan	vs. Atlanta	10/15/15
3	David Onyemata	at Dallas	11/29/18

MOST BY PLAYER: Rickey Jackson (6), Pat Swilling (6), La'Roi Glover (5), **Cameron Jordan (3)**, Bruce Clark (2), Joe Johnson (2), Wayne Martin (2), Renaldo Turnbull (2), Frank Warren (1), Darion Conner (1), Charlie Clemons (1), Junior Galette (1), Charles Grant (1), Darren Howard (1), **David Onyemata (1)**, Darrin Smith (1), Willie Whitehead (1), Jim Wilks (1).

LAST TIME

Regular Season

600+ YARDS TOTAL OFFENSE

SAINTS - 608, vs. N.Y. Giants, 11/1/15 (103 rushing, 505 passing) **Opponent** - 605, vs. Minnesota, 10/17/04 (188 rushing, 417 passing)

500+ YARDS TOTAL OFFENSE

SAINTS - 510, vs. Arizona, 10/27/19 (137 rushing, 373 passing) **Opponent** - 516, vs. San Francisco, 12/8/19 (162 rushing, 354 passing)

400+ YARDS TOTAL OFFENSE

SAINTS - 424, vs. Indianapolis, 12/16/19 (117 rushing, 307 passing) **Opponent** - 414, vs. Houston, 9/9/19 (180 rushing, 234 passing)

400+ YARDS PASSING BY A PLAYER

SAINTS - 439, QB **Drew Brees**, vs. Tampa Bay, 9/9/18 (45-37-3-0) **Opponent** - 406, QB **Russell Wilson** at Seattle, 9/22/19 (50-32-2-0)

300+ YARDS PASSING BY A PLAYER

SAINTS - 307, QB **Drew Brees**, vs. Indianapolis, 12/16/19 (30-29-4-0) **Opponent** - 349, QB **Jimmy Garoppolo**, vs. San Francisco, 12/8/19 (35-26-4-1)

SEVEN TD PASSES BY A PLAYER

SAINTS - QB **Drew Brees**, vs. N.Y. Giants, 11/1/15 **Opponent** - Has never happened

SIX TD PASSES BY A PLAYER

SAINTS - QB **Drew Brees**, vs. Detroit, 9/13/09 **Opponent** - QB **Eli Manning**, vs. N.Y. Giants, 11/1/15

FIVE TD PASSES BY A PLAYER

SAINTS - QB **Drew Brees**, vs. San Francisco, 12/8/19 **Opponent** - QB **Cam Newton**, vs. Carolina, 12/6/15

FOUR TD PASSES BY A PLAYER

SAINTS - QB **Drew Brees**, vs. Indianapolis, 12/16/19 **Opponent** - QB **Jimmy Garoppolo**, vs. San Francisco, 12/8/19

200 YARDS RUSHING BY A PLAYER

SAINTS - 203, RB **Rueben Mayes** (28 att.), vs. Miami, 12/7/86 **Opponent** - 210, RB **DeAngelo Williams** (21 att.), vs. Carolina, 12/30/12

100 YARDS RUSHING BY A PLAYER

SAINTS - 102, RB **Lataavius Murray** (21 att.), vs. Arizona, 10/27/19 **Opponent** - 117, RB **Samaje Perine** (23 att.), vs. Washington, 11/19/17

TWO 100-YARD RUSHERS IN A GAME

SAINTS - 131, RB Mark Ingram II (21 att.) & 106, RB **Alvin Kamara** (12 att.), at Buffalo, 11/12/17 **Opponent** - 126, RB **Ottis Anderson** (22 att.) & 102, RB **Wayne Morris** (22 att.), vs. St. Louis Cardinals, 10/5/80

300 YARDS RECEIVING BY A PLAYER

SAINTS - Has never happened **Opponent** - 336, WR **Willie Anderson**, vs. L.A. Rams, 11/26/89 (15 rec.) - **NFL Record**

200 YARDS RECEIVING BY A PLAYER

SAINTS - 211, WR **Michael Thomas**, vs. L.A. Rams, 11/4/18 (12 rec.) **Opponent** - 218, WR **Alshon Jeffery**, at Chicago, 10/6/13 (10 rec.)

100 YARDS RECEIVING BY A PLAYER

SAINTS - 136, WR **Michael Thomas** (12 rec.), at Tennessee, 12/22/19 **Opponent** - 157, WR **Emmanuel Sanders** (7 rec.), vs. San Francisco, 12/8/19

TWO 100-YARD RECEIVERS IN A GAME

SAINTS - 101, WR Ted Ginn Jr. (7 rec.) and 123, WR **Michael Thomas** (10 rec.), vs. Houston, 9/9/19 **Opponent** - 185, WR **Antonio Brown** (14 rec.) and 111, WR **JuJu Smith-Schuster** (11 rec.), vs. Pittsburgh, 12/23/18

FOUR TDS RUSHING BY A PLAYER

SAINTS - Has never happened **Opponent** - RB **Mike Anderson**, vs. Denver, 12/3/00

THREE TDS RUSHING BY A PLAYER

SAINTS - RB **Alvin Kamara**, at N.Y. Giants, 9/30/18 **Opponent** - RB **Tevin Coleman**, vs. Atlanta, 9/26/16

FOUR TD CATCHES BY A PLAYER

SAINTS - WR **Joe Horn**, vs. N.Y. Giants, 12/14/03 **Opponent** - WR **Dave Williams**, at St. Louis Cardinals, 11/2/69

THREE TD CATCHES BY A PLAYER

SAINTS - WR **Marques Colston**, vs. San Diego, 10/7/12 **Opponent** - WR **Odell Beckham Jr.**, vs. N.Y. Giants, 11/1/15

FOUR TDS BY A PLAYER (rushing, receiving, return)

SAINTS - RB **Reggie Bush**, vs. San Francisco, 12/3/06 (three rushing, one receiving) **Opponent** - RB **Mike Anderson**, vs. Denver, 12/3/00 (all rushing)

THREE TDS BY A PLAYER (rushing, receiving, return)

SAINTS - RB **Alvin Kamara**, vs. L.A. Rams, 11/4/18 (two rushing, one receiving) **Opponent** - RB **Tevin Coleman** vs. Atlanta, 9/26/16 (all rushing)

SEVEN FIELD GOALS ATTEMPTED IN A GAME BY PLAYER

SAINTS - K **Morten Andersen**, vs. San Francisco, 10/25/87 (Five made) **Opponent** - K **Bobby Howfield**, at N.Y. Jets, 12/3/72 (Six made)

SIX FIELD GOALS ATTEMPTED IN A GAME BY A PLAYER

SAINTS - K **John Carney**, at St. Louis Rams, 9/26/04 (Five made) **Opponent** - K **Ryan Succop**, vs. Kansas City, 9/23/12 (Six made)

FIVE FIELD GOALS ATTEMPTED IN A GAME BY A PLAYER

SAINTS - K **John Kasay**, at Atlanta, 11/13/11 (Four made) **Opponent** - K **Greg Zuerlein**, at L.A. Rams, 11/26/17 (Four made)

FOUR FIELD GOALS ATTEMPTED BY A PLAYER

SAINTS - K **Wil Lutz**, at N.Y. Giants, 9/30/18 (Four made) **Opponent** - K **Zane Gonzalez**, vs. Cleveland, 9/16/18 (Two made)

SIX FIELD GOALS CONVERTED BY A PLAYER

SAINTS - Has never happened **Opponent** - K **Ryan Succop**, vs. Kansas City, 9/23/12 (Six attempts)

FIVE FIELD GOALS CONVERTED BY A PLAYER

SAINTS - K **John Carney**, at St. Louis Rams, 9/26/04 (Six attempts) **Opponent** - K **Matt Prater**, vs. Detroit, 12/4/16 (Five attempts)

FOUR FIELD GOALS CONVERTED BY A PLAYER

SAINTS - K **Wil Lutz**, at Atlanta, 11/28/19 (Four attempts) **Opponent** - K **Younghoe Koo**, vs. Atlanta, 11/10/19 (Four attempts)

THREE INTS IN A GAME BY A PLAYER

SAINTS - S **Sammy Knight**, at Buffalo, 9/9/01 (40 yards) **Opponent** - LB **Keith Bulluck**, vs. Tennessee, 9/21/07 (51 yards)

INTERCEPTION RETURNED FOR A TD

SAINTS - LB **A.J. Klein** (14 yards), at Carolina, 12/29/19 **Opponent** - DT **A'Shawn Robinson** (0 yards) vs. Detroit, 10/15/17

FUMBLE RETURNED FOR A TD

SAINTS - S **Vonn Bell**, at Seattle, 9/22/19 (33 yards) **Opponent** - S **Justin Evans**, vs. Tampa Bay, 9/9/18, (34 yards)

PUNT RETURNED FOR A TD

SAINTS - WR/RS **Deonte Harris**, at Seattle, 9/22/19 (53 yards) **Opponent** - CB **Jamal Agnew**, vs. Detroit, 10/15/17 (74 yards)

KICKOFF RETURNED FOR A TD

SAINTS - RB **Alvin Kamara**, at Tampa Bay, 12/31/17 (106 yards) **Opponent** - WR **Cordarrelle Patterson**, at Chicago, 10/20/19 (102 yards)

PUNT BLOCKED

SAINTS - DB **J.T. Gray**, at Chicago, 10/20/19 **Opponent** - DE **Robert Quinn**, at St. Louis Rams, 10/30/11

PUNT BLOCKED AND RETURNED FOR TD

SAINTS - DB **Justin Hardee**, vs. Tampa Bay, 11/5/17 (7 yards) **Opponent** - FB **Mosi Tatupu**, vs. New England, 11/30/86 (17 yards)

PUNT BLOCKED RECOVERED IN END ZONE FOR TD

SAINTS - S **Steve Gleason** (Blocked) and CB **Curtis Deloatch** (Recovered for TD) vs. Atlanta, 9/25/06 **Opponent** - LB **Roy Bennett**, at San Diego, 10/9/88

PUNT BLOCKED FOR A SAFETY

SAINTS - CB **Robert Massey**, vs. Cleveland, 10/14/90. **Opponent** - Has never happened.

SAFETY SCORED

SAINTS - Penalty on Chicago enforced in end zone, 10/20/19 **Opponent** - QB **Drew Brees** sacked in end zone, vs. Kansas City, 9/23/12

FIELD GOAL BLOCKED

SAINTS - DE **Cameron Jordan**, vs. Atlanta, 1/3/16 (45-yard attempt) **Opponent** - LB **L.J. Fort**, vs. Pittsburgh, 12/23/18 (50-yard attempt)

FG BLOCKED AND RETURNED FOR TD

SAINTS - CB **Fred Thomas**, vs. N.Y. Giants, 12/14/03 (64 yards), kick blocked by DT **Kenny Smith** **Opponent** - CB **Janoris Jenkins**, at N.Y. Giants, 9/18/16 (65 yards), kick blocked by DT **Jonathan Hankins**

PAT KICK MISSED

SAINTS - K **Wil Lutz**, at Seattle, 9/22/19 (wide left) **Opponent** - K **Younghoe Koo**, at Atlanta, 11/28/19 (wide left)

PAT KICK BLOCKED

SAINTS - DT **Kevin Williams**, vs. Carolina, 12/6/15 **Opponent** - DB **Justin Simmons**, vs. Denver, 11/13/16

PAT BLOCKED AND RETURNED FOR A TWO-POINT CONVERSION

SAINTS - LB **Stephone Anthony** (82 yds.), vs. Carolina, 12/6/15 **Opponent** - S **Will Parks**, vs. Denver, 11/13/16, kick blocked by DB **Justin Simmons**

TWO-POINT ATTEMPT MADE

SAINTS - RB **Alvin Kamara** rush, at Tampa Bay, 12/9/18 **Opponent** - QB **Mitch Trubisky** pass, at Chicago, 10/20/19

TWO-POINT ATTEMPT FAILED

SAINTS - QB **Drew Brees** pass, vs. San Francisco, 12/8/19 **Opponent** - QB **Matt Ryan** pass, at Atlanta, 11/28/19

40+ POINTS SCORED IN A GAME

SAINTS - 42, at Carolina, 12/29/19 **Opponent** - 48, vs. San Francisco, 12/8/19

50+ POINTS SCORED IN A GAME

SAINTS - 51, at Cincinnati, 11/11/18 **Opponent** - 52, at N.Y. Giants, 12/9/12

SHUTOUT SCORED IN A GAME

SAINTS - 20-0, at Miami (Wembley Stadium), 10/1/17 **Opponent** - 0-38, vs. San Francisco, 1/6/02



INDIVIDUAL PLAYOFF RECORDS

Scoring

MOST POINTS

SAINTS - 18, Willie Jackson, vs. St. Louis Rams (12/30/00)
Opponent - 18, Adrian Peterson, vs. Minnesota (1/24/10)

MOST TOUCHDOWNS

SAINTS - 3, Willie Jackson, vs. St. Louis Rams (12/30/00)
Opponent - 3, Adrian Peterson, vs. Minnesota (1/24/10)

MOST PATS

SAINTS - 6 (2x), last John Kasay, vs. Detroit (1/7/12)
Opponent - 5, Chuck Nelson, vs. Minnesota (1/3/88)

Rushing

MOST YARDS GAINED

SAINTS - 143, Deuce McAllister (21 att.), vs. Philadelphia (1/13/07)
Opponent - 140, Marshawn Lynch (28 att.), at Seattle (1/11/14)

MOST ATTEMPTS

SAINTS - 21, Deuce McAllister, vs. Philadelphia (1/13/07)
Opponent - 28 (2x), last Dalvin Cook, vs. Minnesota (1/5/20)

MOST TOUCHDOWNS

SAINTS - 2 (2x), Julius Jones, at Seattle (1/8/11); Darren Sproles, vs. Detroit (1/7/12)
Opponent - 3, Adrian Peterson, vs. Minnesota (1/24/10)

HIGHEST AVERAGE PER ATTEMPT (min. 4 rushes)

SAINTS - 16.8 (5-84 yds.), Reggie Bush, vs. Arizona (1/16/10)
Opponent - 14.5 (6-87 yds.), Tim Hightower, vs. Arizona (1/16/10)

LONGEST SCORING RUSH

SAINTS - 46, Reggie Bush, vs. Arizona (1/16/10)
Opponent - 70, Tim Hightower, vs. Arizona (1/16/10)

LONGEST NON-SCORING RUSH

SAINTS - 36, Mark Ingram II, vs. Philadelphia (1/13/19)
Opponent - 42, Frank Gore, at San Francisco (1/14/12)

Passing

MOST TOTAL YARDS GAINED

SAINTS - 466, **Drew Brees**, at San Francisco (1/14/12)
Opponent - 380, Matthew Stafford, vs. Detroit (1/7/12)

MOST ATTEMPTS

SAINTS - 63, **Drew Brees**, at San Francisco (1/14/12)
Opponent - 46, Brett Favre, vs. Minnesota (1/24/10)

MOST COMPLETED

SAINTS - 40, **Drew Brees**, at San Francisco (1/14/12)
Opponent - 31, Peyton Manning, vs. Indianapolis (2/7/10)

MOST TOUCHDOWNS

SAINTS - 4 (2x), Aaron Brooks, vs. St. Louis Rams (12/30/00); **Drew Brees**, at San Francisco (1/14/12)
Opponent - 4, Matt Hasselbeck, at Seattle (1/8/11)

HIGHEST COMPLETION PERCENTAGE (min. 10 att.)

SAINTS - 82.1 (32-of-39), **Drew Brees**, vs. Indianapolis (2/7/10)
Opponent - 68.9 (31-of-45), Peyton Manning, vs. Indianapolis (2/7/10)

LONGEST SCORING PASS

SAINTS - 88, **Drew Brees** to Reggie Bush, at Chicago (1/21/07)
Opponent - 75, Jeff Garcia to Donté Stallworth, vs. Philadelphia (1/13/07)

LONGEST NON-SCORING PASS

SAINTS - 52, **Drew Brees** to Robert Meachem, at Seattle (1/14/14)

Opponent - 47, Alex Smith to Vernon Davis, at San Francisco (1/14/12)

MOST INTERCEPTIONS

SAINTS - 3, Bobby Hebert, vs. Philadelphia (1/3/93)
Opponent - 3, Kurt Warner, vs. St. Louis Rams (12/30/00)

Receiving

MOST RECEPTIONS

SAINTS - 15, Darren Sproles, at San Francisco (1/14/12) - **tied NFL playoff record**
Opponent - 12, Calvin Johnson, vs. Detroit (1/7/12)

MOST YARDS GAINED

SAINTS - 171, **Michael Thomas**, vs. Philadelphia (1/13/19)
Opponent - 211, Calvin Johnson, vs. Detroit (1/7/12)

MOST TOUCHDOWNS

SAINTS - 3, Willie Jackson, vs. St. Louis (12/30/00) - **tied NFL playoff record**
Opponent - 2 (6x), last Vernon Davis, at San Francisco (1/14/12)

Interceptions

MOST INTERCEPTIONS

SAINTS - 2 (3x), last **Marshall Lattimore**, vs. Philadelphia (1/13/19)
Opponent - 2, Eric Allen, vs. Philadelphia (1/3/93)

LONG INTERCEPTION RETURN

SAINTS - 74t, Tracy Porter, vs. Indianapolis (2/7/10)
Opponent - 41, Dashon Goldson, at San Francisco (1/14/12)

MOST YARDS ON INTERCEPTIONS

SAINTS - 74 (1 int.), Tracy Porter, vs. Indianapolis (2/7/10)
Opponent - 41 (1 int.), Dashon Goldson, at San Francisco (1/14/12)

TOUCHDOWNS

SAINTS - 1, Tracy Porter (74 yds.), vs. Indianapolis (2/7/10)
Opponent - 1, Eric Allen (18 yds.), vs. Philadelphia (1/3/93)

Kickoff Returns

MOST RETURN YARDS

SAINTS - 143, Courtney Roby, vs. Minnesota (1/24/10)
Opponent - 139, LaRod Stephens-Howling, vs. Arizona (1/16/10)

MOST RETURNS

SAINTS - 7 (2x), last Michael Lewis, at Chicago (1/21/07)
Opponent - last Brad Smith, at Philadelphia (1/14/14)

LONG RETURN

SAINTS - 61, Courtney Roby, vs. Minnesota (1/24/10)
Opponent - 39, Dennis Gentry, at Chicago (1/6/91)

TOUCHDOWNS

SAINTS - none
Opponent - none

Punt Returns

MOST RETURN YARDS

SAINTS - 109, Reggie Bush, vs. Arizona (1/16/10)
Opponent - 143, Anthony Carter, vs. Minnesota (1/3/88)

MOST RETURNS

SAINTS - 4, Deonte Harris, vs. Minnesota (1/5/20)
Opponent - 6, Anthony Carter, vs. Minnesota (1/3/88)

INDIVIDUAL PLAYOFF RECORDS

LONG RETURN

SAINTS - 83t, Reggie Bush, vs. Arizona (1/16/10)

Opponent - 84t, Anthony Carter, vs. Minnesota (1/3/88)

TOUCHDOWNS

SAINTS - 1, Reggie Bush (83 yds.), vs. Arizona (1/16/10)

Opponent - 1, Anthony Carter (84 yds.), vs. Minnesota (1/3/88)

Punting

MOST PUNTS

SAINTS - 7, **Thomas Morstead**, vs. Minnesota (1/24/10)

Opponent - 8, Andy Lee, at San Francisco (1/14/12)

MOST YARDS

SAINTS - 359, **Thomas Morstead**, vs. Minnesota (1/24/10)

Opponent - 396, Andy Lee, at San Francisco (1/14/12)

HIGHEST GROSS AVERAGE

SAINTS - 54.0, Tommy Barnhardt, vs. Atlanta (12/28/91)

Opponent - 51.2, Jeff Feagles, vs. Philadelphia (1/3/93)

LONG PUNT

SAINTS - 66, **Thomas Morstead**, vs. Arizona (1/16/10)

Opponent - 66, Brad Maynard, vs. Chicago (1/21/07)

MOST PUNTS INSIDE THE 20

SAINTS - 4, **Thomas Morstead**, vs. Minnesota (1/24/10)

Opponent - 4 (2x), Brad Maynard, vs. Chicago (1/21/07); Andy Lee, at San Francisco (1/14/12)

Field Goals

MOST MADE

SAINTS - 4, Shayne Graham, at Philadelphia (1/4/14)

Opponent - 4 (2x), last Greg Zuerlein, vs. L.A. Rams (1/20/19)

MOST ATTEMPTS

SAINTS - 4 (2x), Morten Andersen, at Chicago (1/6/91); Shayne Graham, at Philadelphia (1/4/14)

Opponent - 5, Graham Gano, vs. Carolina (1/7/18)

LONGEST FIELD GOAL MADE

SAINTS - 57, **Wil Lutz**, vs. Carolina (1/7/18)

Opponent - 58, Graham Gano, vs. Carolina (1/7/18)

Defense

MOST COMBINED TACKLES

SAINTS - 14 (3x), last **Demario Davis**, vs. Philadelphia (1/20/19)

Opponent - 15, Stephen Tulloch, vs. Detroit (1/7/12)

MOST SOLO TACKLES

SAINTS - 12, Sam Mills, at Chicago (1/6/91)

Opponent - 10, Dwayne Rudd, at Minnesota (1/6/01)

MOST SACKS

SAINTS - 2, Renaldo Turnbull, at Chicago (1/6/91); Frank Warren, vs. Atlanta (12/28/91)

Opponent - 2, Darwin Walker, vs. Philadelphia (1/13/07)

Miscellaneous

LONGEST SCORING DRIVE - PLAYS

SAINTS - 19, vs. Atlanta (12/28/91)

Opponent - 16, at Chicago (1/6/91)

LONGEST SCORING DRIVE - YARDS

SAINTS - 93, at Chicago (1/21/07)

Opponent - 96, vs. Indianapolis (2/7/10)

LONGEST SCORING DRIVE - TIME ELAPSED

SAINTS - 11:29, vs. Philadelphia (1/13/19)

Opponent - 8:31, at Chicago (1/6/91)

SAINTS 100-YARD RUSHING GAMES

143, Deuce McAllister, vs. Philadelphia (1/13/07)

OPPONENT 100-YARD RUSHING GAMES

140, Marshawn Lynch, at Seattle (1/11/14)

131, Marshawn Lynch, at Seattle (1/8/11)

123, Thomas Jones, at Chicago (1/21/07)

122, Adrian Peterson, vs. Minnesota (1/24/10)

116, Brian Westbrook, vs. Philadelphia (1/13/07)

105, Heath Sherman, vs. Philadelphia (1/3/93)

102, Neal Anderson, at Chicago (1/6/91)

SAINTS 300-YARD PASSING GAMES

466, **Drew Brees**, vs. Detroit (1/7/12)

462, **Drew Brees**, at San Francisco (1/14/12)

404, **Drew Brees**, at Seattle (1/8/11)

356, **Drew Brees**, vs. Carolina (1/7/18)

354, **Drew Brees**, at Chicago (1/21/07)

304, **Drew Brees**, at Seattle (1/11/14)

301, **Drew Brees**, vs. Philadelphia (1/13/19)

OPPONENT 300-YARD PASSING GAMES

380, Matthew Stafford, vs. Detroit (1/7/12)

365, Kurt Warner, vs. St. Louis (12/30/00)

349, Cam Newton, vs. Carolina (1/7/18)

333, Peyton Manning, vs. Indianapolis (2/7/10)

318, Case Keenum, at Minnesota (1/14/18)

310, Brett Favre, vs. Minnesota (1/24/10)

302, Daunte Culpepper, at Minnesota (1/6/01)

SAINTS 100-YARD RECEIVING GAMES

171, **Michael Thomas**, vs. Philadelphia (1/13/19)

142, Willie Jackson, vs. St. Louis Rams (12/30/00)

139, Marques Colston, at Seattle (1/11/14)

131, **Michael Thomas**, vs. Carolina (1/7/18)

120, Marques Colston, vs. Detroit (1/7/12)

118, Marques Colston, at San Francisco (1/14/12)

132, Reggie Bush, at Chicago, (1/21/07)

125, Willie Jackson, at Minnesota (1/6/01)

118, Darren Sproles, at San Francisco (1/14/12)

115, Ted Ginn Jr., vs. Carolina (1/7/18)

111, Robert Meachem, vs. Detroit (1/7/12)

106, Chad Morton, at Minnesota (1/6/01)

103, Jimmy Graham, at San Francisco (1/14/12)

OPPONENT 100-YARD RECEIVING GAMES

211, Calvin Johnson, vs. Detroit (1/7/12)

180, Vernon Davis, at San Francisco (1/14/12)

144, Michael Haynes, vs. Atlanta (12/28/91)

137, Stefon Diggs, at Minnesota (1/14/18)

127, Issac Bruce, vs. St. Louis Rams (12/30/00)

121, Randy Moss, at Minnesota (1/6/01)

120, Cris Carter, at Minnesota (1/6/01)

107, Greg Olsen, vs. Carolina (1/7/18)

107, Brandin Cooks, vs. L.A. Rams (1/20/19)

102, Fred Barnett, vs. Philadelphia (1/3/93)

102, Bernard Berrian, vs. Minnesota (1/24/10)

101, Christian McCaffrey, vs. Carolina (1/7/18)

TEAM PLAYOFF RECORDS

Saints

Category

Opponents

45 (2x), last vs. Detroit (1/7/12)
 34, vs. Detroit (1/7/12)
 15, vs. Philadelphia (1/13/07)
 23, at San Francisco (1/14/12)
 4, vs. Atlanta (12/28/91)
 8 (2x), last vs. Philadelphia (1/13/19)
 3 (4 att.), vs. Detroit (1/7/12)
 626, vs. Detroit (1/7/12)
 83, at Seattle (1/8/11)
 7.7, vs. Detroit (1/7/12)
 208, vs. Philadelphia (1/13/07)
 37, vs. Philadelphia (1/13/07)
 5.6, vs. Philadelphia (1/13/07)
 459, vs. Detroit (1/7/12)
 3 (27 yds.), at San Francisco (1/14/12)
 466, vs. Detroit (1/7/12)
 63, vs. San Francisco (1/14/12)
 40, at San Francisco (1/14/12)
 4, vs. Minnesota (1/3/88)
 10.2, vs. Detroit (1/7/12)
 7, vs. Minnesota (1/24/10)
 54.0, vs. Atlanta (12/28/91)
 212, vs. Minnesota (1/24/10)
 109, vs. Arizona (1/16/10)
 183, vs. Minnesota (1/24/10)
 74, vs. Indianapolis (2/7/10)
 11, vs. Philadelphia (1/13/19)
 97, at Minnesota (1/14/18)
 4 (2x), last vs. Chicago (1/21/07)
 3 (2x), last at San Francisco (1/14/12)
 6 (2x), last vs. Detroit (1/7/12)
 3, vs. Detroit (1/7/12)
 4, at San Francisco (1/14/12)
 1 (2x), last vs. Indianapolis (2/7/10)
 37:50, vs. Philadelphia (1/13/19)

Points
FIRST DOWNS
Rushing
Passing
Penalty
3rd Down Conversions
4th Down Conversions
TOTAL NET YARDS
Total Offensive Plays
Average Gain
NET RUSHING YARDS
Attempts
Average Gain
NET PASSING YARDS
Sacked (Yards)
TOTAL PASSING YARDS
Attempts
Completions
Interceptions
Average Gain
Punts
Average
TOTAL RETURN YARDAGE
Punt Return Yards
Kickoff Return Yards
Interception Return Yards
Penalties
Penalty Yards
Fumbles
Fumbles Lost
TOUCHDOWNS
Rushing
Passing
Returns
TIME OF POSSESSION

44, vs. Minnesota (1/3/88)
 31, vs. Minnesota (1/24/10)
 14, vs. Minnesota (1/3/88)
 20, vs. Detroit (1/7/12)
 5, at Minnesota (1/14/18)
 10 (3x) last, vs. Minnesota (1/5/20)
 2 (2x), last at Philadelphia (1/4/14)
 475, vs. Minnesota (1/24/10)
 86, vs. Minnesota (1/3/88)
 7.8, vs. Detroit (1/7/12)
 210, vs. Minnesota (1/3/88)
 50, vs. Minnesota (1/3/88)
 6.7, vs. Arizona (1/16/10)
 380, vs. Detroit (1/7/12)
 6 (42 yds.), vs. Minnesota (1/3/88)
 380, vs. Detroit (1/7/12)
 46, vs. Minnesota (1/24/10)
 31, vs. Indianapolis (2/7/10)
 3, vs. St. Louis (12/30/00)
 9.7, at Minnesota (1/6/01)
 8, at San Francisco (1/14/12)
 51.2, vs. Philadelphia (1/3/93)
 188, vs. Minnesota (1/3/88)
 143, vs. Minnesota (1/3/88)
 139, vs. Arizona (1/16/10)
 47, at Philadelphia (1/4/14)
 9, vs. St. Louis Rams (12/30/00)
 64, last vs. L.A. Rams (1/20/19)
 6, vs. Minnesota (1/24/10)
 3, vs. Minnesota (1/24/10)
 5 (2x), last at Seattle (1/8/11)
 4, vs. Chicago (1/21/07)
 4, at Seattle (1/8/11)
 1 (2x), last vs. Philadelphia (1/3/93)
 41:18, vs. Minnesota (1/3/88)



HISTORY



SAINTS TIMELINE

OWNER

FOOTBALL

ADMINISTRATION

RECORDS

HISTORY

1966 **Nov. 1** - NFL awarded 16th franchise to New Orleans as NFL Commissioner **Pete Rozelle** made the announcement at New Orleans' Pontchartrain Hotel...the *New Orleans States-Item* headline that afternoon was "N.O. Goes Pro!"; **Dec. 15** - **John W. Mecom, Jr.** becomes majority stockholder-president of franchise; **Dec. 22** - **Victor E. Schwenk** appointed director of player personnel; **Dec. 27** - **Tom Fears** named franchise's first head coach.

1967 **Jan. 9** - New Orleans' NFL franchise nicknamed Saints; **Jan. 27** - Saints signed first player, former University of Mississippi and Los Angeles Rams K **Paige Cothren**; **Feb. 9** - Saints select 42 players in expansion draft; **March 8** - First season-ticket drive launched...Saints sell 20,000 on first day & 33,400 before first game; **March 14** - Saints make Alabama FB **Leslie Kelley** top choice in NFL Draft; **July 1** - Rookies report for first training camp at San Diego's Cal Western; **July 6** - FB **Jim Taylor** signs with Saints; **July 10** - Veterans join rookies at training camp; **July 16** - DE **Doug Atkins** joined Saints in trade with the Chicago Bears; **July 20** - **Bert Rose** named general manager; **Aug. 2** - Saints lost to Los Angeles Rams, 16-7 in first preseason game at Anaheim, Calif; **Aug. 12** - Saints score first preseason victory by beating the St. Louis Cardinals, 23-14, at Shreveport, La.; **Sept. 9** - Saints record first preseason win in New Orleans, downing the Atlanta Falcons, 27-14...the victory gave New Orleans a 5-1 preseason record, best ever for an expansion team; **Sept. 17** - Saints open first regular season schedule in style as rookie RB **John Gilliam** returned the opening kickoff 94 yards for a touchdown, but lost to the Rams, 27-13 in front of 80,879 at Tulane Stadium; **Nov. 5** - Saints record first regular season win, beating the Philadelphia Eagles at Tulane Stadium, 31-24, as WR **Walt Roberts** scores three touchdowns, including a kickoff return for a score on the game's opening play; **Dec. 17** - Saints defeat Washington, 30-14, to wind up with a 3-11 record which tied the record for most wins by a first-year expansion franchise, with an average of 75,463 filling Tulane Stadium.

1968 **Jan. 21** - CB **Dave Whitsell** represented the Saints as the club's first Pro Bowl selection; **March 29** - **Victor E. Schwenk** named general manager; **Dec. 15** - Saints beat the Pittsburgh Steelers, 24-14 in season's final game to emerge with 4-9-1 record and third place finish in Century Division.

1969 **Jan. 19** - DT **Dave Rowe** was club's Pro Bowl selection; **Feb. 9** - NFL 16-year veteran DE **Doug Atkins** receives Vince Lombardi Award as NFL's most dedicated player; **Nov. 2** - Saints snap six-game losing streak at St. Louis, 51-42...game set what was then the NFL record of most total passing touchdowns in a game as the Saints' **Billy Kilmer** and the Cardinals' **Charlie Johnson** connected on six each; **Nov. 16** - **Dempsey** boots four field goals against the N.Y. Giants, hitting his fourth with 11 seconds left to pull out a 25-24 victory; **Dec. 21** - Saints close season with 27-24 win over Pittsburgh to bring record to 5-9, their best victory total to date...**Danny Abramowicz** wins NFL receiving honors with 73 catches for 1,015 yards and seven touchdowns... **Atkins** retired after 17 NFL seasons.

1970 **Jan. 16** - In realignment of NFC, Saints form Western Division with the Los Angeles Rams, San Francisco 49ers and the Atlanta Falcons; **Jan. 18** - RB **Tony Baker**, K **Tom Dempsey**, G **Jake Kupp** and RB **Andy Livingston** represented the Saints at the Pro Bowl, with Head Coach **Tom Fears** coaching the East squad; **Feb. 1** - The NFL and AFL announce a merger, forming a common league with 26 teams, 13 in the National Football Conference and 13 in the American Football Conference; **Aug. 8** - **Fears**, a nine-year star wide receiver with the Rams, inducted into the Pro Football Hall of Fame...on the same day, the Saints beat Minnesota in the Hall of Fame Game, the team's first appearance in the contest; **Nov. 3** - **J.D. Roberts** replaces **Fears** to become the second head coach in Saints' history; **Nov. 8** - **Dempsey** kicked what was then an NFL-record 63-yard field goal on the game's final play to defeat Detroit, 19-17, in Roberts' first game as head coach...the holder was **Joe Scarpati** and **Jackie Burkett** was the snapper...**Dempsey**, born without toes on his right foot, wore a heavy square-toed kicking shoe; **Dec. 21** - Saints complete their fourth season with a 2-11-1 record.

1971 **Jan. 28** - Saints drafted Mississippi QB **Archie Manning** with the second overall selection in the NFL Draft; **Aug. 11** - Construction began on the Louisiana Superdome; **Sept. 19** - Saints defeat L.A. Rams in season opener in New Orleans, 24-20...**Manning** made first regular-season start and ran for one-yard touchdown on the final play after he completed 16-of-29 passes for 218 yards and a touchdown; **Dec. 10** - General manager **Victor E. Schwenk** relieved of his duties; **Dec. 19** - Saints finish with 4-8-2 record.

SAINTS TIMELINE

OWNER

FOOTBALL

ADMINISTRATION

RECORDS

HISTORY

1972 **Sept. 25** - Saints made first appearance on ABC's Monday Night Football, losing to Kansas City, 20-17. **Dec. 19** - Saints finish with 2-11-1 record.

1973 **Jan. 29** - Saints selected Oklahoma DE **Derland Moore** as the club's first selection of the NFL Draft (second round-29th overall); **Aug. 26** - **John North** replaced **J.D. Roberts** and became the third head coach in team history; **Sept. 25** - Saints traded WR **Danny Abramowicz** to the San Francisco 49ers for their fourth and fifth round selections in the 1974 draft; **Nov. 4** - Saints scored first-ever shutout as they blanked Buffalo 13-0 in Tulane Stadium; **Dec. 16** - Saints finished season with a 5-9 mark, which tied the best record to date for the franchise.

1974 **Dec. 8** - Saints shut out the St. Louis Cardinals 14-0 in the franchise's final game in Tulane Stadium...Saints ended their eight-season stay in their first home with a 23-32-1 home record; **Dec. 15** - Saints finished the with a 5-9 record.

1975 **Aug. 3** - Louisiana Superdome is dedicated; **Aug. 9** - The first football game is played in the Superdome as the Houston Oilers beat the Saints, 13-7 in a preseason contest before 72,434; **Sept. 28** - In the first regular season NFL game in the Superdome, the Saints lost to the Cincinnati Bengals, 21-0, before 52,531 spectators; **Oct. 27** - **Ernie Hefferle**, Saints' director of pro personnel, named as interim head coach after **John North** was relieved of his duties...**Hefferle** became the fourth head coach in Saints history.

1976 **Jan. 20** - Saints hired **Hank Stram** as the club's fifth head coach; **Jan. 26** - New Orleans hosted the Pro Bowl; **April 8** - Saints selected California RB **Chuck Muncie** in the first round of the NFL Draft; **July 24** - FB **Jim Taylor**, who played his final NFL season with the Saints in 1967, was inducted into the Pro Football Hall of Fame; **Sept. 26** - **Stram** gained his first Saints victory, 27-17 at his old team, Kansas City; **Nov. 21** - Saints beat Seattle on the road, 51-27 to tie what was then the club record for most points scored in a game; **Dec. 12** - The Saints end the season 4-10.

1977 **Dec. 18** - Saints finish with 5-11 record...QB **Archie Manning** receives the Byron "Whizzer" White NFL Man of the Year Award, awarded by the NFLPA.

1978 **Jan. 28** - **Hank Stram** is relieved of his duties as head coach; **Feb. 6** - **Dick Nolan** is hired as the Saints' sixth head coach; **Aug. 5** - Saints beat Philadelphia, 14-7 in an exhibition game in Mexico City, the first NFL game played south of the U.S. border; **Oct. 22** - QB **Archie Manning** connected with RB **Tony Galbreath** on a 19-yard touchdown late in the fourth quarter to give the Saints a 10-3 win at the Los Angeles Rams, dropping the previously 7-0 Rams from the ranks of the unbeaten as the Black and Gold won in the L.A. Memorial Coliseum for the first time; **Dec. 17** - Saints ended season 7-9, setting a club mark for wins. **Manning** named NFC MVP by both *The Sporting News* and *UPI* and was selected to the Pro Bowl.

1979 **June 5** - Saints moved administrative offices from Lee Circle to Superdome; **Oct. 14** - Saints set club record for points in one half with 42 in the second half (on six straight possessions) in 42-14 win at Tampa Bay; **Dec. 3** - RB **Chuck Muncie** rushed for 128 yards vs. Oakland in a Monday Night Football matchup at the Superdome to become first Saint to surpass 1,000-yard milestone on the way to a 1,198-yard season; **Dec. 16** - Saints ended the season with an 8-8 record after beating eventual NFC champion Rams, 29-14, setting a new club mark for wins; **Dec. 20** - **Steve Rosenbloom** was selected as executive VP & general manager of the Saints.

1980 **Jan. 27** - RB **Chuck Muncie** is selected as Pro Bowl MVP...Saints had a then club-record five Pro Bowl players as QB **Archie Manning**, S **Tommy Myers**, WR **Wes Chandler** and TE **Henry Childs** joined **Muncie**; **April 29** - Saints selected Colorado T **Stan Brock** with their first selection in the NFL Draft; **Oct. 7** - Saints traded **Muncie** to the San Diego Chargers for the Chargers' second-round selection in 1981 which the Saints later used to select Pittsburgh LB **Rickey Jackson**; **Nov. 24** - After a 27-7 loss to the Los Angeles Rams on Monday Night Football, Head Coach **Dick Nolan** was relieved of his duties; **Nov. 25** - **Dick Stanfel** replaced **Nolan** in the interim and became the Saints' seventh head coach.

SAINTS TIMELINE

OWNER

FOOTBALL

ADMINISTRATION

RECORDS

HISTORY

1981 **Jan. 22 - O.A. (Bum) Phillips** is announced as the Saints' eighth head coach; **April 28 -** Saints select South Carolina RB and 1980 Heisman Trophy winner **George Rogers** with the first overall choice in NFL Draft...Rogers is one of 17 selections by Saints...with a second round pick, they would choose Pittsburgh LB **Rickey Jackson**, in what would turn out to be one of the franchise's top drafts...future cornerstones in DE **Frank Warren** and TE **Hoby Brenner** (third round) and DT **Jim Wilks** (12th round) would also come out of the draft; **Sept. 13 -** In his second career game, **Rogers** carries 29 times for a then-club record 162 yards to lead Saints to a 23-17 win vs. the L.A. Rams; **Nov. 8 -** Saints defeated NFC West rival Rams, 21-13, at Anaheim Stadium to complete series sweep for first time in Saints history; **Dec. 20 - Rogers** gained 107 yards in 21-17 loss to San Francisco and became the NFL's rushing champion (and all-time rookie rusher) with 1,674 yards on the season...Saints finished with a 4-12 mark.

1982 **Jan. 31 - RB George Rogers** represents the Saints at the Pro Bowl; **April 27 - K Morten Andersen** is selected in the fourth round of the NFL Draft. **Aug. 7 - Former DE Doug Atkins**, who played the final three seasons of his career with the Saints from 1967-69, was inducted into the Pro Football Hall of Fame; **Aug. 25 - Veteran QB Ken Stabler** signed with Saints as a free agent...He would be voted into the Pro Football Hall of Fame in 2016; **Sept. 20 -** NFL players went on strike...seven games were cancelled due to the strike; **Nov. 21 -** NFL games resumed as the Saints defeated Kansas City, 27-17, at the Superdome; **Dec. 19 - Rogers** ran for 166 yards at Dallas.

1983 **Jan. 2 -** Saints defeat Atlanta, 35-6 in the Superdome in a rescheduled game that concluded the nine-game season with a 4-5 record...Saints narrowly missed the playoffs in a complicated labyrinth of tie-breakers; **Sept. 4 - RB George Rogers** set team single-game rushing record with 206 yards on 24 carries in 28-17 opening day win over the St. Louis Cardinals; **Sept. 18 -** Saints defeated Chicago, 34-31 at the Superdome in overtime for the first sudden death victory in franchise history; **Dec. 18 -** Saints narrowly miss the playoffs when the Rams' Mike Lansford kicked a 42-yard field goal with :06 left for a 26-24 Los Angeles victory at the Superdome...the Saints finished the season 8-8 with the NFC's second-ranked overall defense and the NFL's top defense against the pass. Offensively, they ranked sixth in the NFL in rushing behind **Rogers'** 1,147 yards.

1984 **Jan. 29 - LB Rickey Jackson** plays in his first Pro Bowl after recording 12 sacks; **Nov. 19 -** Saints record first-ever win on prime time with a 27-24 Monday Night Football victory over the Pittsburgh Steelers in the Superdome; **Nov. 26 -** Saints owner **John W. Mecom Jr.** announced that the Saints were for sale for the non-negotiable price of \$75 million; **Dec. 15 -** Saints finished the season 7-9 after a season-closing 20-3 win at the New York Giants.

1985 **Jan. 27 - LB Rickey Jackson, DE Bruce Clark** and P **Brian Hansen** represent the Saints at the Pro Bowl; **Feb. 14 -** Negotiations for the sale of the Saints between **John Mecom, Jr.** and Chicago's **A.N. Pritzker** broke off, suddenly thrusting **Tom Benson**, a highly successful automobile dealer and banker, negotiating in a secondary position for several weeks, to the forefront; **March 12 -** New Orleanian **Benson** reached agreement with **Mecom** for the sale of the Saints; **April 26 -** Saints traded RB **George Rogers** and their fifth-, 10th-, and 11th-round selections in the 1985 draft to Washington for their top draft pick; **May 31 -** Ownership was transferred from **Mecom** to **Benson** for the sale price of \$70.204 million. **Benson** becomes managing general partner of the Saints; **Sept. 22 -** Saints defeat Tampa Bay 20-13 at the Superdome in the first win of **Benson's** ownership; **Nov. 25 -** Head Coach **O.A. (Bum) Phillips** resigned following a 30-23 win at Minnesota the prior day, as his son, Defensive Coordinator **Wade Phillips**, was named interim head coach, the ninth head coach in club history.

1986 **Jan. 14 -** With **Tom Benson** now able to insert his management team, **Jim Finks** is named president/general manager; **Jan 28 - Jim Mora** named the Saints' 10th head coach; **Feb. 2 - LB Rickey Jackson** and K **Morten Andersen** are the Saints representatives for the Pro Bowl; **April 29 -** Saints selected Virginia T **Jim Dombrowski** with their first pick in the NFL Draft...RB **Dalton Hilliard** was picked in the second round, while RB **Rueben Mayes** and LB **Pat Swilling** were third round draft choices; **Sept. 21 - Mel Gray** broke team record with 101-yard kickoff return for a TD at San Francisco...the return was the Saints' first for a score since 1977; **Nov. 9 -** Saints record fifth shutout in team history in a 6-0 win over the Los Angeles Rams; **Dec. 7 - Mayes** broke the team's single-game rushing record with 207 yards vs. the Miami Dolphins, but his

SAINTS TIMELINE

final gain was called back along with the winning TD...the Saints lost 31-27 thriller as **Mayes** finished with 203 rushing yards; **Dec. 21** - Saints finished season at 7-9...**Mayes** finished with 1,353 yards rushing (fourth in the NFL) and is named consensus Rookie of the Year...he was named to the Pro Bowl along with **Jackson**, who posted nine sacks, and **Andersen**, who led the NFL in field goal percentage.

1987 **Sept. 21** - NFLPA announced that players would be on strike following the weekend's games; **Oct. 4** - Saints defeated the Los Angeles Rams, 37-10, in Superdome before 29,745 fans in club's first replacement game...QB **John Fourcade**, a New Orleans native, led Saints to the win with two TD passes; **Oct. 15** - NFL Players Association announced that the strike is over, but not in time to play the coming weekend's games; **Oct. 18** - Saints beat Chicago, 19-17, on four **Florian Kempf** FGs in the final replacement game played by the Saints...the replacements posted a 2-1 record; **Oct. 25** - Saints fall to San Francisco, 24-22, in a Superdome thriller...following the game, head coach **Jim Mora** made his highly-publicized "coulda, woulda, shoulda" proclamation to the media; **Nov. 1** - On the franchise's 21st birthday, Saints posted the largest margin of victory in franchise history at the time, shutting out Atlanta 38-0...the win was the first in then-team-record nine consecutive triumphs to close out the season; **Nov. 29** - Saints held on with two magnificent goal-line stands in the final quarter to defeat Pittsburgh, 20-16...the victory ensured Saints' first winning record ever; **Dec. 6** - Saints beat Tampa Bay, 44-34, to lock up team's first playoff appearance; **Dec. 13** - QB **Bobby Hebert** tossed three touchdowns as the Saints won seventh straight, 24-10, over the Houston Oilers in the Superdome which gave the New Orleans home field in the NFC Wild Card game; **Dec. 20** - Down 24-3 in the second quarter, the Saints rallied behind backup QB **Dave Wilson** for a 41-24 win at Cincinnati, the biggest come-from-behind effort at the time in Saints' history; **Dec. 27** - Saints beat Green Bay, 33-24, to close with 12-3 record...later that night, San Francisco won their final game which kept the Saints from winning their first division title and gaining home-field advantage in the NFC playoffs.

1988 **Jan. 3** - Saints jump out to a 7-0 lead, but Minnesota took a 31-10 halftime advantage on the way to a 44-10 win over New Orleans in the NFC Wild Card game at the Superdome; **Feb. 7** - A then-club record six Saints - K **Morten Andersen**, TE **Hoby Brenner**, G **Brad Edelman**, RB **Rueben Mayes**, LB **Sam Mills** and CB **Dave Waymer** - were tabbed for the Pro Bowl...President/General Manager **Jim Finks** was honored as *The Sporting News* NFL Executive of the Year and Head Coach **Jim Mora** was a unanimous choice for NFL Coach of the Year; **Nov. 20** - Saints score what was the biggest win in team history in 42-0 romp over Denver...the win clinched the Saints' second consecutive winning season; **Dec. 18** - Saints finish the season with a 10-6 record.

1989 **Jan 29** - K **Morten Andersen**, WR **Eric Martin**, who had a then-club record 1,083 yards receiving, and LB **Sam Mills** were the Saints' Pro Bowl selections; **April 23** - The Saints selected Arkansas DL **Wayne Martin** with their first selection in the NFL Draft. Martin would go on record 82.5 sacks, ranked third in franchise history; **July 6** - NFL owners meet in Chicago for a first vote for a successor to retiring Commissioner **Pete Rozelle**...Saints President/ General Manager **Jim Finks**, the only candidate, falls just short of the votes needed for election; **Sept. 10** - Saints score only opening-day shutout in team history with 28-0 win over Dallas in the Superdome; **Oct. 26** - NFL owners select **Paul Tagliabue** to succeed **Rozelle** as league commissioner; **Nov. 20** - **Tagliabue** appoints **Finks** as chairman of the NFL Competition Committee; **Dec. 24** - A 41-6 win over Indianapolis gave the Saints a 9-7 record, the Saints' third straight winning season...RB **Dalton Hilliard**, along with LBs **Vaughan Johnson** and **Pat Swilling**, who posted 16.5 sacks, were selected to represent the Saints in the Pro Bowl.

1990 **Aug. 5** - Saints beat the Raiders, 17-10 in American Bowl in London's Wembley Stadium; **Dec. 23** - New Orleans defeats previously 13-1 San Francisco 13-10 at Candlestick Park to improve to 6-8 when LB **Rickey Jackson** recovers a fumble at the New Orleans 20-yard line with 53 seconds remaining to keep the Saints' playoff hopes alive. **Dec. 31** - On New Year's Eve, a national TV audience saw K **Morten Andersen** kick a 24-yard field goal with two seconds left to beat the Los Angeles Rams 20-17 which evened the Saints' final record at 8-8 and gave the club a playoff berth.

1991 **Jan. 6** - Chicago defeats the Saints, 16-6, in the NFC Wild Card game at Soldier Field; **Feb. 3** - K **Morten Andersen** and LBs **Vaughan Johnson** and **Pat Swilling** represented the Saints in the Pro Bowl; **July 27** - RB **Earl Campbell**, who played his final two seasons with the Saints from 1984-85, was inducted into the Pro Football Hall of Fame; **Sept. 8** - The Saints defeated Kansas City, 17-0 for the first 2-0

SAINTS TIMELINE

start in team history...the Saints win seven straight games to open the season; **Dec. 16** - A 27-0 win over the L.A. Raiders broke a four-game losing streak, clinched a playoff spot and kept the Saints in the hunt for the NFC West title; **Dec. 22** - In Phoenix, the Saints beat the Cardinals, 27-3 and won their first NFC West title with an 11-5 record, posting the second most wins in club history to date...the defense allowed the fewest points (211) in the league and were second in yards allowed; **Dec. 29** - The Falcons came from behind to defeat New Orleans 27-20 at the Superdome in an NFC Wild Card playoff.

1992 **Feb. 2** - Four Saints were chosen for the Pro Bowl...LBs **Vaughan Johnson**, **Sam Mills** and **Pat Swilling** were named starters, the most linebackers from a team in league history...special teams standout **Bennie Thompson** also made the trip to Honolulu; **Dec. 3** - A 22-14 win over the Atlanta Falcons finished a three-game, 11-day stretch which put the Saints in the playoffs for the third consecutive year; **Dec. 26** - The Saints clinched home-field advantage in the NFC Wild Card game with a 20-0 win over the New York Jets on the road...the Saints finished with a team-best 12-4 mark and led the NFL in least points allowed with a club-record 202...New Orleans also led the NFL in most sacks (57) and least sacks allowed (15), the first time since 1977 that a club led the league in both categories.

1993 **Jan. 3** - With the Saints holding a 20-7 lead in the third quarter, the Philadelphia Eagles roared back with 26 fourth-quarter points to win the NFC Wild Card playoff, 36-20, over the Saints at the Superdome; **Feb. 7** - Six Saints - LBs **Rickey Jackson**, **Vaughan Johnson**, **Sam Mills** and **Pat Swilling**, K **Morten Andersen** and C **Joel Hilgenberg** - participated in the Pro Bowl, with four linebackers selected from the same team for the first time; **April 25** - **Swilling** was traded by the Saints to Detroit for their first- and fourth-round picks in the 1993 NFL Draft...The Saints picked T **William Roaf** with the eighth overall selection; **April 29** - At a press conference, Owner **Tom Benson** announces that President/General Manager **Jim Finks** has been diagnosed with cancer. **Finks** entered the hospital on April 26, after the NFL Draft; **May 19** - A sports bill calling in part for renovations to the Superdome and a new practice facility for the Saints passes state lawmakers in a vote in Baton Rouge; **July 14** - **Finks** resigned; **July 31** - The Saints beat Philadelphia, 28-16, in Tokyo, Japan in the third international exhibition game the Saints played; **Dec. 28** - LBs **Renaldo Turnbull**, **Rickey Jackson** and RS **Tyrone Hughes** were chosen to the Pro Bowl...**Hughes** was the fourth rookie in club history to receive the honor.

1994 **Jan. 2** - Saints close season with a 20-13 win over Cincinnati to finish 8-8; **April 24** - The Saints chose Louisville DE **Joe Johnson** with their first pick in the NFL Draft; **May 8** - After battling lung cancer for over a year, former Saints President/GM **Jim Finks** passed away at his Metairie home at the age of 66; **Oct. 23** - The Saints beat the L.A. Rams, 37-34 at the Superdome as **Tyrone Hughes** returned two kickoffs for TDs on his way to setting or tying seven team and four NFL records.

1995 **Jan. 26** - An early-morning fire caused severe damage at the club's Saints Drive practice facility...the two-alarm fire forced the team to move its operation out of the main building that was constructed in 1967; **Feb. 5** - DE **Wayne Martin**, who notched ten sacks, and T **William Roaf** participated in Pro Bowl as first-time selections, the first of seven straight for Roaf; **March 13** - The Superdome Commission approves the sale of \$14.5 million in bonds that will go toward the construction of a new practice facility for the Saints in Metairie; **June 8** - Groundbreaking ceremonies are held for the Saints' new practice facility on Airline Drive in Metairie; **July 29** - The late **Jim Finks**, who served as the Saints' president/general manager from 1986-93, was inducted into the Pro Football Hall of Fame. **Dec. 24** - The Saints close out the 1995 season with a 12-0 shutout win at the New York Jets.

1996 **Feb. 4** - T **William Roaf** and CB **Eric Allen** participated in Pro Bowl; **April 15** - For the first time in club history, the entire Saints organization is housed under one roof with the move to the club's new facility at 5800 Airline Drive in Metairie; **June 6** - LB **Rickey Jackson** signed a one-day contract with the club and retired as a Saint; **Oct. 21** - After a 19-7 defeat to the Carolina Panthers a day earlier, Head Coach **Jim Mora**, the longest-tenured coach in all of professional sports at the time, resigned after 10 years with the club...**Mora**, who led the Saints to their first winning seasons and first playoff appearances, ended his stay with a short statement thanking Owner **Tom Benson** and the Saints fans for their support; **Oct. 23** - **Rick Venturi**, the Saints' linebackers coach, was named interim head coach, the 11th head coach in team history; **Dec. 12** - **Roaf** was named as a starter for the NFC in the Pro Bowl, his third consecutive appearance.

1997 Jan. 28 - **Bill Kuharich** was promoted to president/general manager/chief operating officer...**Mike Ditka** was named the 12th head coach in club history; **Oct. 19** - The Saints were shut out by the Carolina Panthers, 13-0, which snapped the club's 216-game scoring streak, the fifth-longest in NFL history and the second-longest active streak.

1998 Feb. 1 - **T William Roaf** appeared in his fourth consecutive Pro Bowl for the Saints, who finished 6-10; **Dec. 19** - **Roaf** is selected to his fifth consecutive Pro Bowl along with DE **Joe Johnson**, who would appear in his first after recording seven sacks.

1999 Jan. 21 - **Dick Stanfel**, who served as offensive line coach from 1997-98 and 1976-80 and head coach for the last four games of 1980, announced his retirement; **April 17** - The Saints acquired the fifth overall selection from Washington in exchange for the Saints' first- and third- through seventh-round draft choices in 1999 and New Orleans' first- and third-round picks in 2000...with the fifth overall pick, the Saints selected Texas RB **Ricky Williams**, the 1998 Heisman Trophy winner...it marks the first time in NFL history that a single player represented a team's entire draft class; **Dec. 7** - Owner **Tom Benson** released a statement that said, "I will take whatever steps necessary at the end of the regular season to make the New Orleans Saints a winning franchise."; **Dec. 23** - **T William Roaf** was named to his sixth consecutive Pro Bowl, tying him for the club record in appearances.

2000 Jan. 2 - The Saints finish the 1999 season with a 3-13 overall record; **Jan. 27** - **Randy Mueller** was hired as general manager of football operations; **Feb. 3** - Former Saints Defensive Coordinator **Jim Haslett** was named as the 13th head coach in club history; **March 9** - Saints named Nicholls State University in Thibodaux, La., as their new summer training camp home; **Oct. 8** - After a 1-3 start, the Saints reeled off a six-game win streak, starting with a 31-10 win at Chicago; **Nov. 12** - Saints improve to 7-3 with their sixth straight win in a 20-10 victory at Carolina as RB **Ricky Williams** became the club's first 1,000-yard rusher since **Dalton Hilliard** in 1989...it also marked the first time the Saints swept the Panthers in the season series; **Nov. 26** - Saints defeat the defending Super Bowl Champion St. Louis Rams on the road, 31-24, for franchise's 200th all-time victory; **Dec. 10** - Saints set club record for road victories with a 7-1 mark after a 31-27 comeback win at the San Francisco 49ers...QB **Aaron Brooks** sets a team record for quarterbacks with 108 yards rushing on 11 carries...Saints also set NFL mark for best road record turnaround after an 0-8 record in 1999; **Dec. 18** - Saints clinched second NFC West title after Rams lost, 38-35 at Tampa Bay...the Saints were the seventh team since 1990 to go from last place to a division title the next season; **Dec. 24** - Saints wrapped up the regular season with a 10-6 mark...the defense set a club mark with 66 sacks, tied for the fifth-most in NFL history...DT **La'Roi Glover** captured the NFL sack title with a club record-tying 17 while DE **Darren Howard** had a club rookie record 11 sacks...WR **Joe Horn** set what were club marks for receptions (94) and receiving yards (1,340); **Dec. 28** - DE **Joe Johnson** selected AP NFL Comeback Player of the Year after he missed 1999 with a ruptured patellar tendon in his right knee; **Dec. 30** - Saints won in postseason for the first time, a 31-28 victory over the Rams in an NFC Wild Card Playoff game at the Superdome...WR **Willie Jackson** tied a NFL postseason mark with three TD catches and **Brooks** threw four TD passes...the win was clinched after FB **Brian Milne** recovered a fumbled fair catch by the Rams' **Az-Zahir Hakim** with 1:51 remaining.

2001 Jan. 6 - Saints lost in the NFC Divisional Playoff at the Minnesota Vikings, 34-16 to end the club's storybook 2000 season...**Jim Haslett** was selected as the NFL Coach of the Year by the AP; **Feb. 4** - Six Saints participated in the Pro Bowl in Honolulu: DT **La'Roi Glover**, DE **Joe Johnson** and T **William Roaf**, who had a then club-record seventh appearance started, while WR **Joe Horn**, LB **Mark Fields** and LB **Keith Mitchell** were selected as reserves; **April 21** - Saints picked Mississippi RB **Deuce McAllister** with their first selection in the NFL Draft; **Sept. 30** - Saints played the first NFL game in the New York area after the attacks of Sept. 11 in a 21-13 loss at the Giants.

2002 Feb. 9 - S **Sammy Knight** and DT **La'Roi Glover** started in the Pro Bowl; **March 8** - Saints traded RB **Ricky Williams** to the Miami Dolphins for a first-round selection in the 2002 draft and a conditional third-round selection in 2003 (upgraded to a first-round pick in 2003 based on Williams' performance); **May 13** - Saints promoted **Mickey Loomis** to general manager of football operations from director of football administration; **Sept. 22** - Saints charge back from 20-point deficit vs. Bears at Memorial Stadium in Champaign, Ill...QB **Aaron Brooks** tossed three TDs in the final three quarters, including a 29-yard scoring toss to WR **Donte' Stallworth** with 1:11 left that proved to be the game-winner;

SAINTS TIMELINE

Sept. 29 - Stallworth became the first rookie in 20 years to catch a TD in his first four NFL games; **Oct. 13 -** At Washington, WR **Michael Lewis** became the seventh player in NFL history - and the first in team record books - to return a punt and a kickoff for a touchdown in the same game in a 43-27 victory...his 286 return yards ranked as second-highest in Saints history; **Oct. 20 -** Saints improve to 6-1 with 35-27 win over San Francisco in the Superdome. In the win over the 49ers, **Brooks** passed for three touchdowns and ran for another...five of New Orleans' first six victories came over playoff teams from 2001; **Dec. 1 -** Saints defeat Tampa Bay, 23-20 in Superdome on Sunday Night Football, as they swept the eventual Super Bowl Champions in the first season of the NFC South; **Dec. 29 - RB Deuce McAllister** rushed for 117 yards on 28 carries in finale vs. Carolina, his eighth 100-yard performance of the season (second-most in club history to the nine RB **George Rogers** posted in 1981)...**Lewis** finished with an NFL-record 2,432 yards of combined kickoff and punt return yardage, 1,807 yards in kickoff returns and 625 yards in punt returns - both team records...Saints finish 9-7 in their first season in the NFC South.

2003 **Feb. 2 -** Saints represented in Pro Bowl by WR **Joe Horn**, RB **Deuce McAllister**, KR/PR **Michael Lewis** and special teams ace **Fred McAfee**; **July 26 -** Saints hold training camp at their practice facility in Metairie for the first time; **Sept. 28 - McAllister** rushes for 101 yards on 17 carries vs. the Indianapolis Colts, beginning a franchise-record streak of nine straight 100-yard performances; **Nov. 2 -** Saints win third straight over defending Super Bowl Champion Buccaneers at Tampa Bay, 17-14...in the game, **McAllister** sets a team record with his sixth straight 100-yard game, and DE **Willie Whitehead** finished with three sacks; **Nov. 16 -** A 23-20 overtime win over the Atlanta Falcons gives the Saints their 100th victory in the Superdome...**McAllister** sets a team record with 237 yards from scrimmage, including 173 rushing; **Nov. 30 - McAllister** rushes for 165 yards on 31 carries in a 24-20 victory at Washington, his ninth straight 100-yard game...the streak tied former Chicago RB Walter Payton and Jacksonville RB Fred Taylor for the third-longest in NFL history...he would be held below the milestone the following week vs. Tampa Bay; **Dec. 14 - QB Aaron Brooks** tossed a career-high five TDs, including a club-record four caught by WR **Joe Horn**, in a 45-7 victory over the New York Giants in a nationally-televised game on ESPN; **Dec. 21 -** In one of the most memorable final plays from scrimmage in NFL history, the Saints pulled off a 75-yard, three-lateral touchdown as time expired to cut Jacksonville's lead to one point...WR **Jerome Pathon** capped the play with a leap into the end zone, but the PAT attempt by K **John Carney** sailed wide right, giving the Jaguars a 20-19 win; **Dec. 28 - McAllister** has 49 yards in the season-ending victory over Dallas, becoming only the second player in club history to go over 1,600 rushing yards in a season.

2004 **Feb. 8 -** Saints represented in the Pro Bowl by G **LeCharles Bentley** and RB **Deuce McAllister**; **April 24 -** Saints select Ohio State DE **Will Smith** 18th overall in NFL Draft; **Nov. 14 - McAllister** rushes for 127 yards on 16 attempts in 27-20 victory vs. Kansas City...his second-quarter touchdown was his fourth straight game with a TD, the longest streak of his career; **Dec. 12 - P Mitch Berger** wins NFC Special Teams Player of the Week after dropping four punts inside-the-20 in win at Dallas, part of a five-punt, 230-yard performance; **Dec. 19 - RB Aaron Stecker** returns opening kickoff 98 yards against his former team, Tampa Bay...**Stecker** wins NFC Special Teams Player of the Week; **Dec. 26 - Horn and Berger** selected to the Pro Bowl; **Dec. 26 - WR Michael Lewis** returned a kickoff 96 yards for a touchdown vs. Atlanta, giving the Saints a comfortable lead in the 26-13 victory...for his efforts, **Lewis** is named NFC Special Teams Player of the Week.

2005 **Jan. 2 -** Saints close 2004 season as one of the NFL's hottest teams, notching their fourth straight victory with a 21-18 win at Carolina to finish 8-8...a potential game-tying field goal was blocked by DE **Tony Bryant** with four seconds left...**Bryant** became the fifth Saint to win the NFC Special Teams Player of the Week award on the season, and the fourth straight...also, RB **Deuce McAllister** rushed for 140 yards, giving him 1,074 on the season...he became the first running back in club history to reach the 1,000-yard milestone in three straight years; **Aug. 28 -** In anticipation of Hurricane Katrina making landfall on the Gulf Coast, the team and operations staff flew to San Jose, Calif. three days early for the final preseason game at Oakland...the team set up operations in a hotel and practiced at San Jose State University in preparation for the preseason finale; **Sept. 1 -** Following a 13-6 loss to the Raiders, players, coaches and football operations staff flew to San Antonio, Texas, where the club would be forced to conduct their day-to-day business for the 2005 season...the team is soon joined by the club's entire staff; **Sept 8 -** Owner **Tom Benson** announced the start of the New Orleans Saints Hurricane Katrina Relief Fund to provide aid and assistance to the people of the entire Gulf South...the fund raised approximately \$1 million to benefit local causes; **Sept. 11 -** A 47-yard FG by K **John Carney** with three seconds left lifted the Saints to a 23-20 win at Carolina...the Saints organization gave game balls to the City of New Orleans and to the Gulf Coast...the presentation capped an emotional trip which began

with the reading of a letter to the team from New Orleans Mayor Ray Nagin the night before the contest, a standing pregame ovation from the crowd of 72,920 and culminated by Carney's winning kick...the next week, QB **Aaron Brooks** and **Carney** were featured on the cover of *Sports Illustrated*... **Carney**, who successfully connected on all three of his field goal attempts, was named NFC Special Teams Player of the Week...this marked the fifth consecutive week a Saints player received the honor dating to the last four games of 2005, an NFL record...DE **Will Smith** also became the first Saint to force a fumble in five straight games; **Sept. 19** - New Orleans falls to the New York Giants, 27-10, in a scheduled home game that was moved to Giants Stadium...this would be the first of three stadiums where the Saints would play a home game in 2005...**McAllister** became the club's all-time rushing leader; **Sept. 25** - The Saints defeat Buffalo, 19-7, before 58,688 fans at the Alamodome in San Antonio, Texas, the team's first regular season home game in the location where they practiced; **Oct. 30** - The Saints fall to Miami, 21-6, before 61,643 at Tiger Stadium, a game which marked the team's return to Louisiana...it was the first regular-season NFL contest played at LSU; **Dec. 7** - The training staff honored the efforts of the coaches, players and staff in the wake of Hurricane Katrina by selecting the organization as the recipient of the 2005 Ed Block Courage Award; **Dec. 22** - **C LeCharles Bentley** selected to Pro Bowl; **Dec. 30** - **Benson** announces team will return to Louisiana and their Metairie facility in mid-January.

2006 **Jan. 17** - The Saints reopened their administrative offices and practice facility in Metairie; **Jan. 18** - **Sean Payton** named as the 14th head coach in club history; **Feb. 5** - The NFL announces Saints will return to the Superdome for their first regular-season home game at the stadium since 2004...it's later announced they'd host the Atlanta Falcons **Sept. 25**; **March 14** - The Saints agreed to terms with former Chargers QB **Drew Brees** to a five-year contract, the most notable and successful free-agent acquisition in team history...Saints equipment staff selected as Whitey Zimmerman Memorial Award winner for 2005 in a vote by their peers; **April 29** - Saints pick RB **Reggie Bush** second overall in the NFL Draft; **July 27** - Saints open their 2006 training camp at Millsaps College in Jackson, Miss; **Sept. 10** - Saints kick off their 40th regular season and first under **Payton** at Cleveland with a 19-14 victory; **Sept. 25** - In the first contest at the stadium since it was used as a shelter of last resort during Hurricane Katrina, the Saints christened the refurbished Superdome with a 23-3 victory on Monday Night Football...U2 and Green Day performed before the game; **Oct. 15** - The Saints jumped out of the gate with a 5-1 start following a 27-24 win over Philadelphia at the Superdome where K **John Carney** drilled a 31-yard field goal as time expired; **Nov. 19** - **Brees** threw for a club-record 510 yards in a 31-16 loss to Cincinnati at the Superdome; **Dec. 3** - **Bush** tied a team record with four touchdowns (three rushing and one receiving) in a 34-10 win over San Francisco; **Dec. 10** - On the national stage of Sunday Night Football, the Saints improved to 9-4 with a 42-17 win at Dallas. **Brees** threw five TDs; **Dec. 17** - Despite a 16-10 loss to Washington, the Saints clinch their first NFC South title with losses by Atlanta and Carolina. **Dec. 19** - **Brees**, **Jammal Brown** and DE **Will Smith** are selected to the Pro Bowl as starters...the Saints' coaches would join the threesome as the staff for the NFC squad following the season.

2007 **Jan. 13** - The Saints defeated Philadelphia, 27-24, in the NFC Divisional Playoffs at the Superdome...RB **Deuce McAllister** rushed for 143 yards and a TD and added a TD reception in the second postseason win in club history; **Jan. 21** - In the team's first appearance in the NFC Championship Game, the Saints were defeated at Chicago, 39-14...the Saints sliced the Bears' lead to 16-14 in the second half and trailed by four early in the fourth quarter, but a handful of turnovers and miscues proved to be too much to overcome; **Feb. 2** - After the most memorable year in club history to date, QB **Drew Brees** is voted co-recipient of the NFL Walter Payton Man of the Year Award...it was one of a slew of awards won by Saints personnel following the 2006 season, including **Sean Payton** as a unanimous choice as NFL Coach of the Year and Executive VP/GM **Mickey Loomis** as NFL Executive of the Year by *The Sporting News* and *Pro Football Weekly/PFWA*; **Nov. 4** - **Brees** set a team record with 346 passing yards in the first half of a 41-24 win over Jacksonville and his 445-yard total for the game was then the second-most by a Saints passer; **Dec. 30** - Rookie RB **Pierre Thomas** became the first player in Saints history and just the second rookie in NFL history to pick up 100 yards rushing and receiving in the same game, carrying the ball 20 times for 105 yards and catching 12 passes for 121 yards and a touchdown in his first career start at Chicago against the Bears...**Brees** also broke a number of single-season franchise records, including passing yards, attempts, completions, completion percentage and touchdown passes, and also tied the team record of 60 pass attempts in a game...New Orleans could not overcome a 0-4 start, despite fighting their way back to .500 twice and finished 7-9, out of the playoffs.

SAINTS TIMELINE

OWNER

FOOTBALL

ADMINISTRATION

RECORDS

HISTORY

2008 **Feb. 29** - Saints acquired LB **Jonathan Vilma** from the New York Jets for a 2008 fourth-round draft choice and a 2009 conditional choice that would turn out to be a third-round pick; **Aug. 31** - With Hurricane Gustav bearing down on New Orleans, the Saints evacuated their football operation to Indianapolis where they would practice for the full week leading up to the opener; **Sept. 7** - Saints return to New Orleans and opened season with a 24-20 victory over Tampa Bay; **Oct. 2** - QB **Drew Brees** named NFC Offensive Player of the Month for September after throwing for 1,343 yards and eight touchdowns in the team's first four games; **Oct. 6** - RB **Reggie Bush** tied an NFL record by returning two punts for touchdowns on Monday Night Football against the Minnesota Vikings, earning NFC Special Teams Player of the Week honors; **Oct. 26** - Playing in their first regular-season game outside the United States, the Saints defeated San Diego 37-32 at London's Wembley Stadium...**Brees** was named NFC Offensive Player of the Week after throwing for 339 yards and three touchdowns; **Dec. 21** - RB **Pierre Thomas** tied a team-record by scoring a touchdown in his sixth consecutive game; **Dec. 28** - **Brees** finished the season with 5,069 passing yards, what were then the second-most in a season in NFL history, trailing only Dan Marino's 5,084 in 1984...he also set new team records with 34 touchdowns and 10 games with 300 or more passing yards.

2009 **Jan. 6** - QB **Drew Brees** named *Associated Press* Offensive Player of the Year; **Feb. 8** - **Brees** and T **Jammal Brown** play for the NFC in the Pro Bowl; **March 30** - Saints announced the team's training camp would be held at their home practice facility in Metairie, La.; **April 25** - Saints used the 14th overall pick in the 2009 NFL Draft to select Ohio State CB **Malcolm Jenkins**; **April 30** - Owner **Tom Benson** and Louisiana Gov. **Bobby Jindal** announced a lease extension that will keep the Saints in New Orleans through 2025 and provide \$85 million to upgrade the Superdome...**Benson** also announced that he will purchase the Dominion Tower and develop a festival plaza outside the stadium; **May 19** - The NFL announced that New Orleans will host Super Bowl XLVII following the 2012 season; **June 19** - **Dennis Lauscha** promoted to executive vice president/COO; **Sept. 13** - Saints opened their season with a 45-27 victory over the Detroit Lions, their most points ever on kickoff weekend...**Brees** tied a club record with six TD passes and was named NFC Offensive Player of the Week; **Oct. 1** - **Brees** named NFC Offensive Player of the Month for September after leading Saints to 3-0 record and throwing for 1,276 yards and nine TDs; **Oct. 25** - Saints improved to 6-0 with a 46-34 win at Miami, where they rebounded from a 24-3 deficit, tying their biggest comeback in franchise history...K **John Carney** became the fourth player in NFL history to reach 2,000 career points; **Nov. 8** - With their 30-20 win over Carolina, the 8-0 Saints now had the best start in team history; **Nov. 30** - In a 38-17 Monday night win over New England, where the Saints averaged a club record 9.6 yards per play, **Brees** completed 18-of-23 passes for 371 yards with five touchdowns...his career-high passer rating of 158.3 was only the second perfect rating in club history...**Brees** was named NFC Offensive Player of the Week; **Dec. 19** - After falling 24-17 to Dallas, New Orleans finally had a blemish on its record after a club-record 13 straight victories...**Brees** threw his 121st touchdown pass as a Saint, making him the franchise's all-time record holder and also became only the second NFL quarterback to throw for 4,000 yards in four consecutive seasons; **Dec. 27** - Vs. Tampa Bay, **Brees** completed a club-record 19 straight passes; **Dec. 29** - Seven Saints were named to the Pro Bowl.

2010 **Jan. 16** - Saints defeated Arizona, 45-14, in the NFC Divisional playoff at Superdome...RB **Reggie Bush** scored TDs on a 46-yard run and an 83-yard punt return; **Jan. 24** - Saints defeat Minnesota, 31-28, in an overtime thriller in the NFC Championship at the Superdome, advancing to the Super Bowl for the first time; **Feb. 6** - LB **Rickey Jackson** voted to the Pro Football Hall of Fame, becoming the first former Saint to have spent the majority of his career with New Orleans to be elected; **Feb. 7** - Saints defeat the Indianapolis Colts, 31-17 in Super Bowl XLIV in Miami Gardens, Fla...the Saints overcame an early ten-point deficit as **Brees** was named the game's MVP as he completed 32-of-39 passes for 288 yards with two touchdown passes and a 114.5 rating, tying the NFL record for completions in a Super Bowl; **June 16** - The entire Saints organization were presented with their Super Bowl XLIV Championship rings at a ceremony at the Roosevelt Hotel in New Orleans; **Sept. 9** - After their Super Bowl XLIV Championship banner was unveiled at home, the Saints defeated the Minnesota Vikings in the 2010 NFL kickoff contest; **Dec. 5** - In the second quarter of a come-from-behind 34-30 win at Cincinnati, **Brees** became the club's all-time passing yardage leader. **Dec. 27** - In a 17-14 Monday night win at Atlanta, New Orleans clinched a playoff berth for the first time in back-to-back seasons since 1991 and 1992.

2011 **Jan 8** - Seattle came back from 10-0 and 17-7 first half deficits to defeat New Orleans, 41-36 at Qwest Field in an NFC Wild Card playoff game; **Jan. 30** - Five Saints were chosen for the NFL squad for the Pro Bowl...G **Jahri Evans** was named as a starter for the second consecutive season...QB

Drew Brees, S **Roman Harper**, G **Carl Nicks** and LB **Jonathan Vilma** also made the trip to Honolulu; **Apr. 28** - Saints used the 24th overall pick in the NFL Draft to select California DE **Cameron Jordan** and then acquired the 28th pick from the New England Patriots and selected Alabama RB and 2009 Heisman Trophy winner **Mark Ingram II**; **Sept. 18** - After losing the NFL kickoff contest at Green Bay, 42-34, the Saints evened their record and won their home opener for the fourth straight season as they defeated Chicago, 30-13, with QB **Drew Brees** throwing three TDs and running for another and S **Roman Harper** adding two sacks;

Oct. 4 - Governor **Bobby Jindal**, Owner **Tom Benson** and Mercedes-Benz USA announce a 10-year agreement reached between the Saints and Mercedes-Benz USA to rename the club's recently renovated home stadium, the "Mercedes-Benz Superdome;" **Oct. 23** - In a 62-7 primetime, nationally televised victory over Indianapolis in the newly minted Mercedes-Benz Superdome, the Saints' point total set a new club record and was tied for the highest total since the 1970 AFL-NFL merger...in addition to the club scoring record, they also set team marks for margin of victory (55), first downs (36) and PATs (8). **Brees** completed 31-of-35 passes for 325 yards with five TD throws and a 144.9 rating; **Nov. 6** - New Orleans' 27-16 win over Tampa Bay marked the start of an eight-game win streak to end the regular season; **Nov. 28** - The Saints defeated the eventual Super Bowl Champion New York Giants 49-24 in the Mercedes-Benz Superdome on Monday Night Football, in a contest where **Brees** completed 24-of-38 passes for 363 yards with four touchdowns, one rushing score and a 129.6 rating, becoming the first quarterback in team history with four passing touchdowns and one rushing touchdown in a game; **Dec. 18** - With a 42-20 win at Minnesota, behind 412 yards passing and five TD passes from **Brees**, who set an NFL single-season record with his 11th 300-yard passing game of 2011, New Orleans reached 11 wins for the third straight season for the first time; **Dec. 26** - **Brees** breaks Dan Marino's 27-year old single-season passing record of 5,084 yards when he connects on a nine-yard TD to **Sproles**; **Dec. 27** - **Brees**, T **Jermion Bushrod**, **Evans**, TE **Jimmy Graham** and **Nicks** were named to the Pro Bowl...**Graham** was selected, on the strength of a sophomore season where he set a team receiving record with 99 receptions for 1,310 yards, the second-highest yardage total for a tight end in NFL history, and 11 touchdowns...**Evans** and **Nicks** were selected as starters.

2012 **Jan. 1** - With a 45-17 win over Carolina in the regular season finale, the Saints improve to 13-3, tying their regular season record for wins and capturing the NFC South title, qualifying for the playoffs for the third season in a row, also tying a team mark...New Orleans accumulated what was a team single-game record 617 total net yards to run their season total to 7,474, surpassing the NFL single-season mark of 7,075 previously held by the 2000 St. Louis Rams...RB **Darren Sproles** sets the league all-purpose yardage total with 2,696 yards...QB **Drew Brees** ended his record-setting December/January by capturing NFC Offensive Player of the Month, as he finished with a then-NFL-record 5,476 passing yards and 71.2% completion percentage; **Jan. 7** - Saints defeat Detroit 45-28 in NFC Wild Card playoff, as **Brees** completes 33-of-43 passes for 466 yards with three TDs, the second-highest single-game passing yardage total in NFL postseason history; **Feb 4** - T **William Roaf**, who played with New Orleans from 1993-2001 and was selected to the Pro Bowl seven times with the club, was voted to the Pro Football Hall of Fame...on the same evening, **Brees** was named the Associated Press NFL Offensive Player of the Year; **May 18** - Owner **Tom Benson** and RB **Deuce McAllister** are elected to the Saints Hall of Fame; **May 20** - **Dennis Lauscha** was promoted to team president; **June 15** - **Benson** completes the purchase of the New Orleans Hornets after having been approved by the National Basketball Association's Board of Governors; **July 13** - Club agrees to terms with **Brees** on a five-year contract. **Oct. 7** - **Brees** sets the NFL record on a first quarter 40-yard scoring throw to WR **Devery Henderson** with his 48th consecutive game with a touchdown pass, breaking a mark previously held by Johnny Unitas since 1960...the 31-24 win also marks the franchise's 300th regular season victory; **Nov. 25** - WR **Marques Colston** became the club's all-time recordholder with his 56th touchdown vs. San Francisco...**Colston** ended the season with 532 receptions, tied for the club's all-time lead with WR **Eric Martin**; **Nov. 29** - **Brees'** streak of consecutive games with a touchdown pass will end at an NFL-record 54 after failing to throw one at Atlanta.

2013 **Jan. 27** - QB **Drew Brees**, T **Jermion Bushrod**, G **Jahri Evans** and P **Thomas Morstead** represent the Saints in the Pro Bowl; **Oct. 6** - The Saints win at Chicago, 26-18 to improve to 5-0...TE **Jimmy Graham** has his fourth consecutive game with 100 yards receiving for the second time in his career, tying the NFL record for tight ends with consecutive 100-yard games; **Nov. 10** - Saints improve to 7-2 with a 49-17 win over Dallas in prime-time at the Mercedes-Benz Superdome as the club sets an NFL record with 40 first downs and had a team-record 625 total net yards...**Brees** completes 34-of-41 passes for 392 yards with four touchdowns as he captures NFC Offensive Player of the Week honors...LB **Rickey Jackson**, QB **Archie Manning** and T **William Roaf** inducted into the club's newly established Ring of Honor; **Dec. 8** - **Brees** becomes only the fifth player in NFL history to reach 50,000 yards passing as he throws for 313 yards and four touchdowns in helping the Saints defeat the Carolina Panthers in a primetime 31-13 win at the Mercedes-Benz

SAINTS TIMELINE

Superdome; **Dec. 27 - Brees**, G **Jahri Evans**, **Graham**, G **Ben Grubbs** and DE **Cameron Jordan** were named to the Pro Bowl... **Brees** was selected for the seventh time as a Saint, tying him for first place in club record books with **Roaf**; **Dec. 29** - With a 42-17 win over Tampa Bay in the regular season finale, the Saints rebound from a disappointing 7-9 2012 season, improve to 11-5, qualifying for the playoffs for the fourth time in five seasons... **Brees** captured NFC Offensive Player of the Week for the fourth time of the season as he completed 24-of-31 passes for 381 yards and four touchdowns, one of which went to **Graham**, who finished with a franchise-record 16 touchdown grabs, the second-highest scoring grab total all-time in NFL record books for a tight end.

2014 **Jan. 4** - Saints defeat Philadelphia 26-24 in NFC Wild Card playoff, as K **Shayne Graham** booted the 32-yard game-winning field goal as time expired to give New Orleans their first road playoff win in franchise history; **Nov. 30** - QB **Drew Brees** tosses for five touchdowns to earn NFC Offensive Player of the Week honors and RB **Mark Ingram II** rushes for 122 yards as the Saints defeat the Steelers at Heinz Field 35-32, New Orleans' first win in Pittsburgh since 1987; **Dec. 23** - G **Jahri Evans** and TE **Jimmy Graham** were selected to the Pro Bowl with **Brees** and **Ingram** later added as replacements. It was the franchise-record eighth selection for **Brees** as a Saint, ninth overall, who finished tied (4,952) for the league lead in passing yardage.

2015 **June 15** - Former Saints S **Steve Gleason** selected as the PFWA's 2015 George Halas Award winner; **Oct. 4** - In **Brees'** return to the lineup after missing his first game as a professional due to injury (shoulder), he completes 33-of-41 passes for 359 yards and two touchdowns, leading the Saints to a 26-20 overtime victory over the Dallas Cowboys...the win comes on the second play from scrimmage, an 80-yard touchdown throw to RB **C.J. Spiller**, and also marked the first overtime touchdown pass of **Brees'** career; **Nov. 1** - **Brees** completes 39-of-50 passes for 505 yards, a 131.7 rating and an NFL-record-tying seven touchdown passes as the Saints defeat the New York Giants 52-49... **Brees** becomes only the second player to pass for 500 yards and seven touchdowns in a single game, on his way to being named the NFC Offensive Player of the Week...With eight receptions for 114 yards and one TD, WR **Marques Colston** ties WR **Joe Horn** in club record books with his 28th 100-yard receiving game.

2016 **Jan. 3** - New Orleans wins its season finale in Atlanta 20-17...the win marked QB **Drew Brees'** 100th career victory (regular season and postseason combined) as the Saints' starting quarterback; The Saints rebounded from an 0-4 start to finish 7-9; **Jan. 31** - DE **Cameron Jordan** represents the Saints in the Pro Bowl; **April 28** - Using their 50th first round draft choice in franchise history, the Saints select Louisville DT **Sheldon Rankins** with the 12th overall pick; **Sept. 11** - In the opener against Oakland, **Brees** finds WR **Brandin Cooks** for a 98-yard touchdown, the longest pass play of his career and the longest play from scrimmage in team history; **Sept. 18** - **Brees** records his sixth-consecutive game without an interception, matching a franchise record; **Sept. 26** - **Brees** reaches a career-best 305 passing attempts without an interception, becoming just the fourth quarterback in NFL record books with a streak of 300 or more pass attempts without an interception, joining Tom Brady (358), Alex Smith (312) and Bernie Kosar (308); **Oct. 2** - At San Diego, Head Coach **Sean Payton** captures his 94th victory, surpassing Jim Mora (93 victories from 1986-96) for the most wins by a head coach in team history; **Oct. 16** - **Brees** throws for 465 passing yards against Carolina, the third-highest total in franchise history and sets a new NFL record with his 15th-career 400-yard passing game, breaking a tie with Peyton Manning; **Oct. 23** - At Kansas City, **Brees** completes 37-of-48 passes for 367 yards and three touchdowns...it was his NFL-record 100th game with at least 300 yards passing. New Orleans also scores in their 14th-consecutive quarter, setting a new franchise record for scoring in consecutive quarters; **Dec. 18** - In a win at Arizona, **Brees** completes 37-of-48 passes for 389 yards, three touchdowns and a 127.9 passer rating, collecting his 100th regular season victory as Saints signal-caller; **Dec. 24** - Win against Tampa Bay marked head coach **Sean Payton's** 94th-career regular season victory, breaking a tie with Jim Mora for most regular season wins in franchise history...It was also his 100th-career victory including both the regular season and the postseason.

2017 **Jan. 1** - In season finale at Atlanta, QB **Drew Brees** surpassed the 5,000 yards passing mark for the fifth time in his NFL career...he would finish the season with 5,208 passing yards, the second-highest total in his NFL career and the fourth-highest total in NFL record books...in the contest, rookie WR **Michael Thomas** would set several rookie franchise marks, finishing with 156 yards on 10 catches (15.6 avg.) and a 14-yard scoring grab. Thomas finished the season with 92 catches for 1,137 yards with nine touchdowns, setting club single-season rookie records in all three receiving categories; **Jan. 23** - **Brees** was named to his

franchise-record ninth Pro Bowl as a Saint, tenth overall; **April 28** - With the 11th overall pick in the NFL draft, the Saints selected Ohio State CB **Marshon Lattimore** and with the 32nd pick, they chose Wisconsin T **Ryan Ramsey**. Lattimore, the highest cornerback ever taken by Orleans lived up to his billing as he became the first Saint to capture *Associated Press* Defensive Rookie of the Year honors, while Ramsey played in every offensive snap. **April 29** - In a trade for a third round draft pick with San Francisco, with the 67th overall pick in the NFL Draft, New Orleans selected Tennessee RB **Alvin Kamara**. Kamara would go on to be selected as *Associated Press* Offensive Rookie of the Year as he had a club best 1,554 total yards from scrimmage and 14 touchdowns, a club rookie record. **Oct. 1** - New Orleans records the 14th shutout in team history, the first since 2012 and the first on the road since the 1995 season finale with a 20-0 dismantling of Miami at London's Wembley Stadium. **Oct. 29** - New Orleans wins their fifth consecutive contest, as they finish the month of October undefeated (4-0) with a 20-12 win over Chicago at the Mercedes-Benz Superdome. The New Orleans defense does not surrender a touchdown until the fourth quarter and Lattimore records a pick with 1:11 left in the contest to clinch the victory. **Nov. 5** - Head Coach **Sean Payton** got his 100th career regular season win in New Orleans' 30-10 win over Tampa Bay at the Mercedes-Benz Superdome. **Dec. 3** - On the way to a 31-21 victory over Carolina at the Mercedes-Benz Superdome that would give the 9-3 Saints sole possession of first place in the NFC South, **Kamara** became the fourth Saint to score at least one touchdown in six consecutive contests and the club's first rookie in a two-rushing score effort and **Brees** surpassed Peyton Manning and moved into second place all-time in NFL record books in completions. **Dec. 24** - With a 23-13 win over Atlanta on Christmas Eve, New Orleans clinches their first playoff berth since 2013 in a contest where **Brees** became only the third quarterback in NFL history with 70,000 career passing yards. **Dec. 31** - Despite a 31-24 loss to Tampa Bay at Raymond James Stadium, New Orleans clinches their first NFC South division title since 2011. New Orleans and the rival Carolina Panthers finished the regular season with identical 11-5 records, but the Saints claim the NFL South by virtue of a regular season sweep of the Panthers. The division title is the sixth in Saints history...with six receptions in the contest, WR **Michael Thomas** would finish the season with 104 catches, as the first Saint to reach the century mark and **Kamara**, who had a 106-yard kickoff return for a touchdown, the longest play in franchise history, would set the club rookie record for touchdowns (14). **Brees** would finish the season having set the NFL single-season record for completion percentage (72.0)...the Saints would finish the season as the only club in the NFL ranked in the top five in run offense and pass offense.

2018 **Jan. 7** - New Orleans would defeat the Panthers 31-26 in the NFC Wild Card Playoff as they would have three wins against an opponent in the same season for the first time in franchise history. **Jan. 28** - The Saints coaching staff, led by **Sean Payton** and seven Saints players, tied for the most in club history, represent the club for the NFC squad in the Pro Bowl played in Orlando, Fla. New Orleans was represented by QB **Drew Brees**, RB **Mark Ingram II**, DE **Cameron Jordan**, RB **Alvin Kamara**, CB **Marshon Lattimore**, WR **Michael Thomas** and G **Larry Warford**. **Feb. 3** - At the annual NFL Honors ceremony in Minneapolis, **Kamara** and **Lattimore** were selected as the NFL Offensive and Defensive rookies of the year, the first time teammates have swept the awards since Lions RB Mel Farr and CB Lem Barney did so in 1967. Kamara led the team in touchdowns with a franchise rookie record 14 and totaled a club-best 1,554 total yards from scrimmage as he joined Pro Football Hall of Famer Gale Sayers as the second rookie in league history to score five rushing touchdowns, five receiving touchdowns and a special teams touchdown. Lattimore led the team and NFL rookies with five interceptions, including one returned for a touchdown. **Mar. 12** - One of the most popular players in team history, T **Zach Strief** retires after a 12-year career...a seventh-round selection (210th overall) in the 2006 draft, Strief ends his career having played in 158 career regular season games and 10 playoff games, 11th-most in club history and 10 playoff games (tied for second in team history). **Mar. 14** - The Saints agreed to terms on a three-year contract with unrestricted free agent LB **Demario Davis**. Davis emerged as a leader on the defense, selected a team captain and led the club with 110 tackles and added five sacks. **Mar. 15** - Owner **Tom Benson** passes away at age 90...a dynamic business leader and entrepreneur, the New Orleans native helped mold the Saints into a model franchise and one respected league-wide...since being purchased by Benson in 1985, the Saints franchise has earned 11 playoff berths, eight playoff wins, and captured its first Super Bowl championship; **April 26** - With the 14th overall pick in the 2018 NFL Draft, the saints select Texas-San Antonio DE **Marcus Davenport**; **Sept. 16** - Saints win 350th regular season game in franchise history with a 21-18 victory over Cleveland at the Mercedes-Benz Superdome; **Sept. 30** - **Kamara** carried the ball 19 times for a career-high 134 yards with a career-high three touchdowns to lead New Orleans to a 33-18 win at the New York Giants at MetLife Stadium in East Rutherford, N.J. **Davis** is named NFC Defensive Player of the Week for an effort where he had 11 tackles and two sacks; **Oct. 8** - With a 62-yard touchdown pass to rookie WR **Tre'Quan Smith**, **Brees** became the NFL's all-time passing yardage leader in a 43-19 Monday Night Football win over Washington; **Oct. 21** - New Orleans rebounded from a 17-7 fourth quarter deficit to defeat the Baltimore Ravens 24-23 at M&T Stadium in Baltimore. **Brees** connected with TE **Benjamin**

SAINTS TIMELINE

Watson in the second quarter on a one-yard touchdown, the signal-caller's 500th career scoring pass; **Nov. 4 - Brees** tossed for 346 yards and four touchdowns, including a connection with **Thomas** on a fourth quarter 72-yard TD to lead the Saints to a 45-35 win over the previously undefeated Los Angeles Rams at the Mercedes-Benz Superdome...**Thomas** had 12 receptions for a club postseason record 211 yards; **Dec. 18** - Five Saints, **Terron Armstead**, **Brees**, **Jordan**, **Thomas** and C **Max Unger** were selected to the Pro Bowl...**Kamara**, G **Andrus Peat** and **Warford** were later named, giving New Orleans a franchise-record eight selections; **Dec. 23** - New Orleans ties franchise regular season record with 13 wins when they defeat Pittsburgh 31-28 in the Mercedes-Benz Superdome when **Davis** recovers a fumble at the New Orleans 42-yard line with 32 seconds remaining. New Orleans would win back-to-back division titles for the first time in franchise history...Sitting out the regular season finale, **Brees** would finish the season surpassing his prior NFL record for completion percentage (74.4%).

2019 **Jan 4** - Five Saints, T **Terron Armstead**, QB **Drew Brees**, DE **Cameron Jordan**, T **Ryan Ramczyk** and WR **Michael Thomas** were selected as *Associated Press* All-Pros; **Jan. 13** - The Saints defeated Philadelphia 20-14, in the NFC Divisional Playoffs at the Mercedes-Benz Superdome...WR **Michael Thomas** had 12 receptions for a postseason club record 171 yards and a TD, as CB **Marshon Lattimore** had two interceptions for an effort where the Saints shutout the Eagles for the final three quarters. **Sept. 9** - QB **Drew Brees** leads Saints on a 37-second fourth quarter game-winning drive and K **Wil Lutz** drilled a career-long 58-yard field goal as time expired to lead the Saints to a 30-28 season-opening win over Houston on Monday Night Football at the Mercedes-Benz Superdome. **Sept. 22** - Filling in for an injured Brees, QB **Teddy Bridgewater** led the Saints to a 33-27 win at Seattle, completing 19-of-27 passes for 177 yards with two touchdowns, zero interceptions and a 112.7 passer rating. With a 53-yard punt return for a touchdown by WR/RS **Deonte Harris** and a fumble return for a touchdown by S **Vonn Bell**, New Orleans scored an offensive, defensive and special teams touchdown in the same game for only the third time in franchise history. **Oct. 6** - DE **Will Smith** is inducted into the club's Ring of Honor posthumously. **Oct. 27** - Brees returned to action after missing five games to right thumb surgery and completed 34-of-43 passes for 373 yards with three touchdowns and a 116.4 rating in a 31-9 win over Arizona, where the Saints didn't surrender a touchdown. **Dec. 16** - With a third quarter, five-yard touchdown pass to TE **Josh Hill**, Brees became the NFL's all-time scoring pass leader with his 541st, surpassing Peyton Manning in a 34-7 win on Monday Night Football over Indianapolis. **Dec. 22** - WR **Michael Thomas** finished a 38-28 win at Tennessee as the NFL's single-season receptions leader, finishing the contest with 145 total grabs, which would be extended to 149 in the season ending contest. **Dec. 29** - In the regular season-ending 42-10 win at Carolina, New Orleans would finish with 13 wins for the fourth time in franchise history and the first time in back-to-back seasons.

2020 **Jan. 3** - A club-record six Saints were named to the *Associated Press* All-Pro team. LB **Demario Davis**, PR **Deonte Harris**, WR **Michael Thomas** and T **Ryan Ramczyk** were first-team selections, while special teamer **J.T. Gray** and DE **Cameron Jordan** were second-team. **Jan. 16** - With RB **Alvin Kamara** added to the Pro Bowl squad, New Orleans would have a franchise-record 11 players named to the league's all-star game. **Feb. 1** - Thomas won *AP* NFL Offensive Player of the Year. **March 16** - In the wake of the COVID-19 pandemic, Owner **Gayle Benson** established the Gayle Benson Community Assistance Fund with a \$1 million personal donation, partnering with the Greater New Orleans Foundation to help with contributions and distributions. The beneficiaries of this fund have been nonprofits working to support those in the service and hospitality industry, among other nonprofit groups. **March 21** - S **Malcolm Jenkins** returned to the Saints after spending the past six seasons in Philadelphia, agreeing to terms on a four-year contract. **March 22** - The Saints agreed to terms with unrestricted free agent WR **Emmanuel Sanders** on a two-year contract. **April 24** - Saints used the 24th overall pick in the NFL draft to select Michigan G/C **Cesar Ruiz**.

SEASON RESULTS

HOME GAMES IN BOLD CAPS - All attendance figures from 1990 - present are based on tickets distributed
MN - Monday Night; **SN** - Sunday Night; **TN** - Thursday Night; **FR** - Friday; **SAT** - Saturday; **THUR** - Thursday

1967: 3-11 (4th-Capitol)

Head Coach: Tom Fears					
9/17	LOS ANGELES RAMS	TULANE STADIUM	L	13-27	80,879
9/24	WASHINGTON	TULANE STADIUM	L	10-30	74,937
10/1	CLEVELAND BROWNS	TULANE STADIUM	L	7-42	77,045
10/8	at New York Giants	Yankee Stadium	L	21-27	62,670
10/15	at Dallas Cowboys	Cotton Bowl	L	10-14	64,128
10/22	at San Francisco 49ers	Kezar Stadium	L	13-27	34,285
10/29	PITTSBURGH STEELERS	TULANE STADIUM	L	10-14	68,911
11/5	PHILADELPHIA EAGLES	TULANE STADIUM	W	31-24	59,596
11/12	DALLAS COWBOYS	TULANE STADIUM	L	10-27	83,437
11/19	at Philadelphia Eagles	Franklin Field	L	21-48	60,751
11/26	ATLANTA FALCONS	TULANE STADIUM	W	27-24	83,437
12/3	at St. Louis Cardinals	Busch Stadium	L	20-31	41,171
12/10	at Baltimore Colts	Memorial Stadium	L	10-30	60,238
12/17	at Washington	D.C. Stadium	W	30-14	50,486
				233-379	901,971

1968: 4-9-1 (3rd-Century)

Head Coach: Tom Fears					
9/15	CLEVELAND BROWNS	TULANE STADIUM	L	10-24	74,215
9/22	WASHINGTON	TULANE STADIUM	W	31-17	65,941
9/29	ST. LOUIS CARDINALS	TULANE STADIUM	L	20-21	79,021
10/6	at New York Giants	Yankee Stadium	L	21-38	60,967
10/13	MINNESOTA VIKINGS	TULANE STADIUM	W	20-17	71,105
10/20	at Pittsburgh Steelers	Pitt Stadium	W	16-12	32,303
10/27	at St. Louis Cardinals	Busch Stadium	L	17-31	45,476
11/3	DALLAS COWBOYS	TULANE STADIUM	L	3-17	84,728
11/10	at Cleveland Browns	Municipal Stadium	L	17-35	71,025
11/17	at Green Bay Packers (Milw.)	Milwaukee County Stadium	L	7-29	49,644
11/24	at Detroit Lions	Tiger Stadium	T	20-20	46,152
12/1	CHICAGO BEARS	TULANE STADIUM	L	17-23	78,285
12/8	at Philadelphia Eagles	Franklin Field	L	17-29	57,128
12/15	PITTSBURGH STEELERS	TULANE STADIUM	W	24-14	66,131
				246-327	882,121

1969: 5-9 (3rd-Capitol)

Head Coach: Tom Fears					
9/21	WASHINGTON	TULANE STADIUM	L	20-26	73,147
9/28	DALLAS COWBOYS	TULANE STADIUM	L	17-21	79,567
10/5	at Los Angeles Rams	L.A. Memorial Coliseum	L	17-36	54,879
10/12	CLEVELAND BROWNS	TULANE STADIUM	L	17-27	71,274
10/19	BALTIMORE COLTS	TULANE STADIUM	L	10-30	80,636
10/26	at Philadelphia Eagles	Franklin Field	L	10-13	60,658
11/2	at St. Louis Cardinals	Busch Stadium	W	51-42	46,718
11/9	at Dallas Cowboys	Cotton Bowl	L	17-33	62,282
11/16	at New York Giants	Yankee Stadium	W	25-24	68,927
11/23	SAN FRANCISCO 49ERS	TULANE STADIUM	W	43-38	71,448
11/30	PHILADELPHIA EAGLES	TULANE STADIUM	W	26-17	72,805
12/7	at Atlanta Falcons	Atlanta Stadium	L	17-45	57,021
12/14	at Washington	R.F.K. Stadium	L	14-17	50,354
12/21	PITTSBURGH STEELERS	TULANE STADIUM	W	27-24	72,256
				311-393	921,972

1970: 2-11-1 (4th-NFC West)

Head Coaches: Tom Fears (7 games, 1-5-1) & J.D. Roberts (7 games, 1-6)					
9/20	ATLANTA FALCONS	TULANE STADIUM	L	3-14	77,042
9/27	at Minnesota Vikings	Metropolitan Stadium	L	0-26	47,900

SEASON RESULTS

10/4	NEW YORK GIANTS	TULANE STADIUM	W	14-10	69,126
10/11	at St. Louis Cardinals	Busch Stadium	L	17-24	45,294
10/18	at San Francisco 49ers	Kezar Stadium	T	20-20	39,446
10/25	at Atlanta Falcons	Atlanta Stadium	L	14-32	58,850
11/1	LOS ANGELES RAMS	TULANE STADIUM	L	17-30	77,861
11/8	DETROIT LIONS	TULANE STADIUM	W	19-17	66,910
11/15	at Miami Dolphins	Orange Bowl	L	10-21	42,866
11/22	DENVER BRONCOS	TULANE STADIUM	L	6-31	66,837
11/29	at Cincinnati Bengals	Riverfront Stadium	L	6-26	59,342
12/6	at Los Angeles Rams	L.A. Memorial Coliseum	L	16-34	66,410
12/13	SAN FRANCISCO 49ERS	TULANE STADIUM	L	27-38	61,940
12/20	CHICAGO BEARS	TULANE STADIUM	L	3-24	63,518
				172-347	843,342

1971: 4-8-2 (4th-NFC West)

		Head Coach: J.D. Roberts			
9/19	LOS ANGELES RAMS	TULANE STADIUM	W	24-20	70,915
9/26	SAN FRANCISCO 49ERS	TULANE STADIUM	L	20-38	81,595
10/3	at Houston Oilers	Astrodome	T	13-13	47,966
10/10	at Chicago Bears	Soldier Field	L	14-35	55,049
10/17	DALLAS COWBOYS	TULANE STADIUM	W	24-14	83,088
10/24	at Atlanta Falcons	Atlanta Stadium	L	6-28	58,850
10/31	at Washington	R.F.K. Stadium	L	14-24	53,041
11/7	OAKLAND RAIDERS	TULANE STADIUM	T	21-21	83,102
11/14	at San Francisco 49ers	Candlestick Park	W	26-20	45,138
11/21	MINNESOTA VIKINGS	TULANE STADIUM	L	10-23	83,130
11/28	at Green Bay Packers (Milw.)	Milwaukee County Stadium	W	29-21	48,035
12/5	at Los Angeles Rams	L.A. Memorial Coliseum	L	28-45	73,610
12/12	CLEVELAND BROWNS	TULANE STADIUM	L	17-21	72,794
12/19	ATLANTA FALCONS	TULANE STADIUM	L	20-24	75,954
				266-347	932,267

1972: 2-11-1 (4th-NFC West)

		Head Coach: J.D. Roberts			
9/17	at Los Angeles Rams	L.A. Memorial Coliseum	L	14-34	66,303
9/25	KANSAS CITY CHIEFS - MN	TULANE STADIUM	L	17-20	70,793
10/1	SAN FRANCISCO 49ERS	TULANE STADIUM	L	2-37	69,840
10/8	at New York Giants	Yankee Stadium	L	21-45	62,507
10/15	ATLANTA FALCONS	TULANE STADIUM	L	14-21	66,294
10/22	at San Francisco 49ers	Candlestick Park	T	20-20	59,167
10/29	PHILADELPHIA EAGLES	TULANE STADIUM	W	21-3	65,664
11/5	at Minnesota Vikings	Metropolitan Stadium	L	6-37	49,784
11/12	at Atlanta Falcons	Atlanta Stadium	L	20-36	58,850
11/19	at Detroit Lions	Tiger Stadium	L	14-27	53,752
11/26	LOS ANGELES RAMS	TULANE STADIUM	W	19-16	64,325
12/3	at New York Jets	Shea Stadium	L	17-18	62,496
12/10	NEW ENGLAND PATRIOTS	TULANE STADIUM	L	10-17	64,889
12/17	GREEN BAY PACKERS	TULANE STADIUM	L	20-30	65,881
				215-361	880,545

1973: 5-9 (3rd-NFC West)

		Head Coach: John North			
9/16	ATLANTA FALCONS	TULANE STADIUM	L	7-62	66,428
9/24	at Dallas Cowboys - MN	Texas Stadium	L	3-40	52,715
9/30	at Baltimore Colts	Memorial Stadium	L	10-14	52,293
10/7	CHICAGO BEARS	TULANE STADIUM	W	21-16	56,561
10/14	DETROIT LIONS	TULANE STADIUM	W	20-13	57,810
10/21	at San Francisco 49ers	Candlestick Park	L	0-40	52,881
10/28	WASHINGTON	TULANE STADIUM	W	19-3	66,315
11/4	BUFFALO BILLS	TULANE STADIUM	W	13-0	74,770
11/11	at Los Angeles Rams	L.A. Memorial Coliseum	L	7-29	70,358
11/18	at San Diego Chargers	San Diego Stadium	L	14-17	38,848

SEASON RESULTS

11/25	LOS ANGELES RAMS	TULANE STADIUM	L	13-24	67,192
12/2	at Green Bay Packers (Milw.)	Milwaukee County Stadium	L	10-30	46,092
12/9	SAN FRANCISCO 49ERS	TULANE STADIUM	W	16-10	62,490
12/16	at Atlanta Falcons	Atlanta-Fulton County Stadium	L	10-14	34,147
				163-312	794,900

1974: 5-9 (3rd-NFC West)

		Head Coach: John North			
9/15	SAN FRANCISCO 49ERS	TULANE STADIUM	L	13-17	65,071
9/22	at Los Angeles Rams	L.A. Memorial Coliseum	L	0-24	64,178
9/29	ATLANTA FALCONS	TULANE STADIUM	W	14-13	62,273
10/6	at Chicago Bears	Soldier Field	L	10-24	45,818
10/13	at Denver Broncos	Mile High Stadium	L	17-33	51,881
10/20	at Atlanta Falcons	Atlanta Stadium	W	13-3	47,217
10/27	PHILADELPHIA EAGLES	TULANE STADIUM	W	14-10	64,257
11/3	at Detroit Lions	Tiger Stadium	L	14-19	43,256
11/10	MIAMI DOLPHINS	TULANE STADIUM	L	0-21	74,289
11/17	LOS ANGELES RAMS	TULANE STADIUM	W	20-7	57,287
11/25	PITTSBURGH STEELERS - MN	TULANE STADIUM	L	7-28	71,907
12/1	at Minnesota Vikings	Metropolitan Stadium	L	9-29	44,202
12/8	ST. LOUIS CARDINALS	TULANE STADIUM	W	14-0	57,152
12/15	at San Francisco 49ers	Candlestick Park	L	21-35	40,418
				166-263	789,156

1975: 2-12 (4th-NFC West)

		Head Coaches: John North (6 games, 1-5) & Ernie Hefferle (8 games, 1-7)			
9/21	at Washington	R.F.K. Stadium	L	3-41	54,414
9/28	CINCINNATI BENGALS	LOUISIANA SUPERDOME	L	0-21	52,531
10/5	at Atlanta Falcons	Atlanta Stadium	L	7-14	29,444
10/12	GREEN BAY PACKERS	LOUISIANA SUPERDOME	W	20-19	51,371
10/19	at San Francisco 49ers	Candlestick Park	L	21-35	39,990
10/26	at Los Angeles Rams	L.A. Memorial Coliseum	L	14-38	54,723
11/2	ATLANTA FALCONS	LOUISIANA SUPERDOME	W	23-7	49,342
11/9	at Oakland Raiders	Oakland Coliseum	L	10-48	51,267
11/16	MINNESOTA VIKINGS	LOUISIANA SUPERDOME	L	7-20	52,765
11/23	SAN FRANCISCO 49ERS	LOUISIANA SUPERDOME	L	6-16	40,328
11/30	at Cleveland Browns	Municipal Stadium	L	16-17	44,753
12/7	LOS ANGELES RAMS	LOUISIANA SUPERDOME	L	7-14	39,358
12/14	at New York Giants	Shea Stadium	L	14-28	40,150
12/21	CHICAGO BEARS	LOUISIANA SUPERDOME	L	17-42	33,371
				165-360	633,807

1976: 4-10 (3rd-NFC West)

		HEAD COACH: Hank Stram			
9/12	MINNESOTA VIKINGS	LOUISIANA SUPERDOME	L	9-40	58,156
9/19	DALLAS COWBOYS	LOUISIANA SUPERDOME	L	6-24	61,413
9/26	at Kansas City Chiefs	Arrowhead Stadium	W	27-17	53,918
10/3	HOUSTON OILERS	LOUISIANA SUPERDOME	L	26-31	51,973
10/10	ATLANTA FALCONS	LOUISIANA SUPERDOME	W	30-0	51,521
10/17	at San Francisco 49ers	Candlestick Park	L	3-33	43,160
10/24	LOS ANGELES RAMS	LOUISIANA SUPERDOME	L	10-16	51,984
10/31	at Atlanta Falcons	Atlanta-Fulton County Stadium	L	20-23	34,127
11/7	at Green Bay Packers (Milw.)	Milwaukee County Stadium	L	27-32	52,936
11/14	DETROIT LIONS	LOUISIANA SUPERDOME	W	17-16	42,048
11/21	at Seattle Seahawks	Kingdome	W	51-27	61,865
11/28	at Los Angeles Rams	L.A. Memorial Coliseum	L	14-33	54,906
12/5	at New England Patriots	Schaefer Stadium	L	6-27	53,592
12/12	SAN FRANCISCO 49ERS	LOUISIANA SUPERDOME	L	7-27	42,536
				253-346	714,135

SEASON RESULTS

1977: 3-11 (4th-NFC West)

		Head Coach: Hank Stram			
9/18	GREEN BAY PACKERS	LOUISIANA SUPERDOME	L	20-24	56,250
9/25	at Detroit Lions	Silverdome	L	19-23	51,548
10/2	at Chicago Bears	Soldier Field	W	42-24	51,488
10/9	SAN DIEGO CHARGERS	LOUISIANA SUPERDOME	L	0-14	53,942
10/16	at Los Angeles Rams	L.A. Memorial Coliseum	L	7-14	46,045
10/23	at St. Louis Cardinals	Busch Stadium	L	31-49	48,417
10/30	LOS ANGELES RAMS	LOUISIANA SUPERDOME	W	27-26	59,023
11/6	at Philadelphia Eagles	Veterans Stadium	L	7-28	53,482
11/13	SAN FRANCISCO 49ERS	LOUISIANA SUPERDOME	L	7-10 OT	41,564
11/20	ATLANTA FALCONS	LOUISIANA SUPERDOME	W	21-20	43,135
11/27	at San Francisco 49ers	Candlestick Park	L	17-20	33,702
12/4	NEW YORK JETS	LOUISIANA SUPERDOME	L	13-16	40,464
12/11	TAMPA BAY BUCCANEERS	LOUISIANA SUPERDOME	L	14-33	40,124
12/18	at Atlanta Falcons	Atlanta-Fulton County Stadium	L	7-35	36,895
				232-336	656,079

1978: 7-9 (3rd-NFC West)

		Head Coach: Dick Nolan			
9/3	MINNESOTA VIKINGS	LOUISIANA SUPERDOME	W	31-24	54,187
9/10	at Green Bay Packers (Milw.)	Milwaukee County Stadium	L	17-28	54,336
9/17	PHILADELPHIA EAGLES	LOUISIANA SUPERDOME	L	17-24	49,242
9/24	at Cincinnati Bengals	Riverfront Stadium	W	20-18	40,455
10/1	LOS ANGELES RAMS	LOUISIANA SUPERDOME	L	20-26	61,659
10/8	CLEVELAND BROWNS	LOUISIANA SUPERDOME	L	16-24	50,158
10/15	at San Francisco 49ers	Candlestick Park	W	14-7	37,671
10/22	at Los Angeles Rams	L.A. Memorial Coliseum	W	10-3	47,574
10/29	NEW YORK GIANTS	LOUISIANA SUPERDOME	W	28-17	58,807
11/5	at Pittsburgh Steelers	Three Rivers Stadium	L	14-20	48,526
11/12	ATLANTA FALCONS	LOUISIANA SUPERDOME	L	17-20	70,323
11/19	at Dallas Cowboys	Texas Stadium	L	7-27	57,920
11/26	at Atlanta Falcons	Atlanta-Fulton County Stadium	L	17-20	55,521
12/3	SAN FRANCISCO 49ERS	LOUISIANA SUPERDOME	W	24-13	50,068
12/10	HOUSTON OILERS	LOUISIANA SUPERDOME	L	12-17	63,169
12/17	at Tampa Bay Buccaneers	Tampa Stadium	W	17-10	51,207
				281-298	850,823

1979: 8-8 (2nd-NFC West)

		Head Coach: Dick Nolan			
9/2	ATLANTA FALCONS	LOUISIANA SUPERDOME	L	34-40 OT	70,940
9/9	at Green Bay Packers (Milw.)	Milwaukee County Stadium	L	19-28	53,184
9/16	PHILADELPHIA EAGLES	LOUISIANA SUPERDOME	L	14-26	54,212
9/23	at San Francisco 49ers	Candlestick Park	W	30-21	39,727
9/30	NEW YORK GIANTS	LOUISIANA SUPERDOME	W	24-14	51,543
10/7	LOS ANGELES RAMS	LOUISIANA SUPERDOME	L	17-35	68,986
10/14	at Tampa Bay Buccaneers	Tampa Stadium	W	42-14	67,640
10/21	DETROIT LIONS	LOUISIANA SUPERDOME	W	17-7	57,428
10/28	at Washington	R.F.K. Stadium	W	14-10	52,133
11/4	at Denver Broncos	Mile High Stadium	L	3-10	74,482
11/11	SAN FRANCISCO 49ERS	LOUISIANA SUPERDOME	W	31-20	65,551
11/18	at Seattle Seahawks	Kingdome	L	24-38	60,055
11/25	at Atlanta Falcons	Atlanta-Fulton County Stadium	W	37-6	42,815
12/3	OAKLAND RAIDERS - MN	LOUISIANA SUPERDOME	L	35-42	65,541
12/9	SAN DIEGO CHARGERS	LOUISIANA SUPERDOME	L	0-35	61,059
12/16	at Los Angeles Rams	L.A. Memorial Coliseum	W	29-14	53,879
				370-360	939,175

1980: 1-15 (4th-NFC West)

Head Coaches: Dick Nolan (12 games, 0-12) & Dick Stanfel (4 games, 1-3)					
9/7	SAN FRANCISCO 49ERS	LOUISIANA SUPERDOME	L	23-26	58,621

SEASON RESULTS

9/14	at Chicago Bears	Soldier Field	L	3-22	62,523
9/21	BUFFALO BILLS	LOUISIANA SUPERDOME	L	26-35	51,154
9/28	at Miami Dolphins	Orange Bowl	L	16-21	40,946
10/5	ST. LOUIS CARDINALS	LOUISIANA SUPERDOME	L	7-40	45,388
10/12	at Detroit Lions	Silverdome	L	13-24	78,147
10/19	ATLANTA FALCONS	LOUISIANA SUPERDOME	L	14-41	62,651
10/26	at Washington	R.F.K. Stadium	L	14-22	51,375
11/2	at Los Angeles Rams	Anaheim Stadium	L	31-45	59,909
11/9	PHILADELPHIA EAGLES	LOUISIANA SUPERDOME	L	21-34	44,340
11/16	at Atlanta Falcons	Atlanta-Fulton County Stadium	L	13-31	53,871
11/24	LOS ANGELES RAMS - MN	LOUISIANA SUPERDOME	L	7-27	53,488
11/30	MINNESOTA VIKINGS	LOUISIANA SUPERDOME	L	20-23	30,936
12/7	at San Francisco 49ers	Candlestick Park	L	35-38 OT	37,949
12/14	at New York Jets	Shea Stadium	W	21-20	38,077
12/21	NEW ENGLAND PATRIOTS	LOUISIANA SUPERDOME	L	27-38	38,277
				291-487	807,652

1981: 4-12 (4th-NFC West)

Head Coach: Bum Phillips					
9/6	at Atlanta Falcons	Atlanta-Fulton County Stadium	L	0-27	57,406
9/13	LOS ANGELES RAMS	LOUISIANA SUPERDOME	W	23-17	62,063
9/20	at New York Giants	Giants Stadium	L	7-20	69,814
9/27	at San Francisco 49ers	Candlestick Park	L	14-21	44,433
10/4	PITTSBURGH STEELERS	LOUISIANA SUPERDOME	L	6-20	64,578
10/11	PHILADELPHIA EAGLES	LOUISIANA SUPERDOME	L	14-31	52,728
10/18	at Cleveland Browns	Municipal Stadium	L	17-20	76,059
10/25	CINCINNATI BENGALS	LOUISIANA SUPERDOME	W	17-7	46,336
11/1	ATLANTA FALCONS	LOUISIANA SUPERDOME	L	10-41	63,637
11/8	at Los Angeles Rams	Anaheim Stadium	W	21-13	61,068
11/15	at Minnesota Vikings	Metropolitan Stadium	L	10-20	45,215
11/22	at Houston Oilers	Astrodome	W	27-24	49,581
11/29	TAMPA BAY BUCCANEERS	LOUISIANA SUPERDOME	L	14-31	62,209
12/6	at St. Louis Cardinals	Busch Stadium	L	3-30	46,923
12/13	GREEN BAY PACKERS	LOUISIANA SUPERDOME	L	7-35	45,518
12/20	SAN FRANCISCO 49ERS	LOUISIANA SUPERDOME	L	17-21	43,639
				207-378	891,207

1982: 4-5 (9th-NFC)

Head Coach: Bum Phillips					
9/12	ST. LOUIS CARDINALS	LOUISIANA SUPERDOME	L	7-21	58,673
9/19	at Chicago Bears	Soldier Field	W	10-0	56,600
11/21	KANSAS CITY CHIEFS	LOUISIANA SUPERDOME	W	27-17	39,341
11/28	at San Francisco 49ers	Candlestick Park	W	23-20	51,611
12/5	TAMPA BAY BUCCANEERS	LOUISIANA SUPERDOME	L	10-13	61,709
12/12	at Atlanta Falcons	Atlanta-Fulton County Stadium	L	0-35	39,535
12/19	at Dallas Cowboys	Texas Stadium	L	7-21	64,506
12/26	WASHINGTON	LOUISIANA SUPERDOME	L	10-27	48,667
1/2	ATLANTA FALCONS	LOUISIANA SUPERDOME	W	35-6	47,336
				129-160	467,978

1983: 8-8 (3rd-NFC West)

Head Coach: Bum Phillips					
9/4	ST. LOUIS CARDINALS	LOUISIANA SUPERDOME	W	28-17	60,430
9/11	at Los Angeles Rams	Anaheim Stadium	L	27-30	45,572
9/18	CHICAGO BEARS	LOUISIANA SUPERDOME	W	34-31 OT	64,692
9/25	at Dallas Cowboys	Texas Stadium	L	20-21	62,136
10/2	MIAMI DOLPHINS	LOUISIANA SUPERDOME	W	17-7	66,489
10/9	at Atlanta Falcons	Atlanta-Fulton County Stadium	W	19-17	51,654
10/16	SAN FRANCISCO 49ERS	LOUISIANA SUPERDOME	L	13-32	68,154
10/23	at Tampa Bay Buccaneers	Tampa Stadium	W	24-21	48,242
10/30	at Buffalo Bills	Rich Stadium	L	21-27	49,413
11/6	ATLANTA FALCONS	LOUISIANA SUPERDOME	W	27-10	67,062

SEASON RESULTS

11/13	at San Francisco 49ers	Candlestick Park	L	0-27	40,022
11/21	NEW YORK JETS - MN	LOUISIANA SUPERDOME	L	28-31	68,606
11/27	MINNESOTA VIKINGS	LOUISIANA SUPERDOME	W	17-16	59,502
12/4	at New England Patriots	Sullivan Stadium	L	0-7	24,579
12/11	at Philadelphia Eagles	Veterans Stadium	W	20-17 OT	45,182
12/18	LOS ANGELES RAMS	LOUISIANA SUPERDOME	L	24-26	70,148
				319-337	891,883

1984: 7-9 (3rd-NFC West)

Head Coach: Bum Phillips					
9/2	ATLANTA FALCONS	LOUISIANA SUPERDOME	L	28-36	66,652
9/9	TAMPA BAY BUCCANEERS	LOUISIANA SUPERDOME	W	17-13	54,686
9/16	at San Francisco 49ers	Candlestick Park	L	20-30	57,611
9/23	ST. LOUIS CARDINALS	LOUISIANA SUPERDOME	W	34-24	58,723
9/30	at Houston Oilers	Astrodome	W	27-10	43,108
10/7	at Chicago Bears	Soldier Field	L	7-20	53,752
10/14	LOS ANGELES RAMS	LOUISIANA SUPERDOME	L	10-28	63,161
10/21	at Dallas Cowboys - SN	Texas Stadium	L	27-30 OT	50,966
10/28	at Cleveland Browns	Municipal Stadium	W	16-14	52,849
11/4	GREEN BAY PACKERS	LOUISIANA SUPERDOME	L	13-23	57,426
11/11	at Atlanta Falcons	Atlanta-Fulton County Stadium	W	17-13	40,590
11/19	PITTSBURGH STEELERS - MN	LOUISIANA SUPERDOME	W	27-24	66,005
11/25	SAN FRANCISCO 49ERS	LOUISIANA SUPERDOME	L	3-35	65,117
12/2	at Los Angeles Rams	Anaheim Stadium	L	21-34	49,348
12/9	CINCINNATI BENGALS	LOUISIANA SUPERDOME	L	21-24	40,855
12/15	at New York Giants	Giants Stadium	W	10-3	63,739
				298-361	884,588

1985: 5-11 (3rd-NFC West)

Head Coaches: Bum Phillips (12 games, 4-8) & Wade Phillips (4 games, 1-3)					
9/8	KANSAS CITY CHIEFS	LOUISIANA SUPERDOME	L	27-47	57,760
9/15	at Denver Broncos	Mile High Stadium	L	23-34	74,488
9/22	TAMPA BAY BUCCANEERS	LOUISIANA SUPERDOME	W	20-13	45,320
9/29	at San Francisco 49ers	Candlestick Park	W	20-17	58,053
10/6	PHILADELPHIA EAGLES	LOUISIANA SUPERDOME	W	23-21	56,364
10/13	at Los Angeles Raiders	L.A. Memorial Coliseum	L	13-23	48,152
10/20	at Atlanta Falcons	Atlanta-Fulton County Stadium	L	24-31	44,784
10/27	NEW YORK GIANTS	LOUISIANA SUPERDOME	L	13-21	54,082
11/3	at Los Angeles Rams	Anaheim Stadium	L	10-28	49,030
11/10	SEATTLE SEAHAWKS	LOUISIANA SUPERDOME	L	3-27	47,365
11/17	at Green Bay Packers (Milw.)	Milwaukee County Stadium	L	14-38	52,104
11/24	at Minnesota Vikings	Metrodome	W	30-23	54,117
12/1	LOS ANGELES RAMS	LOUISIANA SUPERDOME	W	29-3	44,122
12/8	at St. Louis Cardinals	Busch Stadium	L	16-28	29,527
12/15	SAN FRANCISCO 49ERS	LOUISIANA SUPERDOME	L	19-31	46,065
12/22	ATLANTA FALCONS	LOUISIANA SUPERDOME	L	10-16	37,717
				294-401	799,410

1986: 7-9 (4th-NFC West)

Head Coach: Jim Mora					
9/7	ATLANTA FALCONS	LOUISIANA SUPERDOME	L	10-31	67,950
9/14	GREEN BAY PACKERS	LOUISIANA SUPERDOME	W	24-10	46,383
9/21	at San Francisco 49ers	Candlestick Park	L	17-26	58,297
9/28	at New York Giants	Giants Stadium	L	17-20	72,769
10/5	WASHINGTON	LOUISIANA SUPERDOME	L	6-14	57,378
10/12	at Indianapolis Colts	Hoosier Dome	W	17-14	53,512
10/19	TAMPA BAY BUCCANEERS	LOUISIANA SUPERDOME	W	38-7	43,355
10/26	at New York Jets	Giants Stadium	L	23-28	44,246
11/2	SAN FRANCISCO 49ERS	LOUISIANA SUPERDOME	W	23-10	53,234
11/9	LOS ANGELES RAMS	LOUISIANA SUPERDOME	W	6-0	62,352
11/16	at St. Louis Cardinals	Busch Stadium	W	16-7	32,069

SEASON RESULTS

11/23	at Los Angeles Rams	Anaheim Stadium	L	13-26	58,600
11/30	NEW ENGLAND PATRIOTS	LOUISIANA SUPERDOME	L	20-21	58,259
12/7	MIAMI DOLPHINS	LOUISIANA SUPERDOME	L	27-31	64,761
12/14	at Atlanta Falcons	Atlanta-Fulton County Stadium	W	14-9	39,994
12/21	at Minnesota Vikings	Metrodome	L	17-33	51,209
				288-287	864,368

1987: 12-3 (2nd-NFC West)

Head Coach: Jim Mora					
9/13	CLEVELAND BROWNS	LOUISIANA SUPERDOME	W	28-21	59,900
9/20	at Philadelphia Eagles	Veterans Stadium	L	17-27	57,485
10/4	LOS ANGELES RAMS	LOUISIANA SUPERDOME	W	37-10	29,745
10/11	at St. Louis Cardinals	Busch Stadium	L	19-24	11,795
10/18	at Chicago Bears	Soldier Field	W	19-17	46,813
10/25	SAN FRANCISCO 49ERS	LOUISIANA SUPERDOME	L	22-24	60,497
11/1	at Atlanta Falcons	Atlanta-Fulton County Stadium	W	38-0	42,196
11/8	at Los Angeles Rams	Anaheim Stadium	W	31-14	43,379
11/15	at San Francisco 49ers	Candlestick Park	W	26-24	60,436
11/22	NEW YORK GIANTS	LOUISIANA SUPERDOME	W	23-14	67,639
11/29	at Pittsburgh Steelers	Three Rivers Stadium	W	20-16	47,896
12/6	TAMPA BAY BUCCANEERS	LOUISIANA SUPERDOME	W	44-34	66,471
12/13	HOUSTON OILERS	LOUISIANA SUPERDOME	W	24-10	68,257
12/20	at Cincinnati Bengals	Riverfront Stadium	W	41-24	43,424
12/27	GREEN BAY PACKERS	LOUISIANA SUPERDOME	W	33-24	68,364
				422-283	774,297
NFC Wild Card Playoff					
1/3	MINNESOTA VIKINGS	LOUISIANA SUPERDOME	L	10-44	68,127

1988: 10-6 (3rd-NFC West)

Head Coach: Jim Mora					
9/4	SAN FRANCISCO 49ERS	LOUISIANA SUPERDOME	L	33-34	66,357
9/11	at Atlanta Falcons	Atlanta-Fulton County Stadium	W	29-21	48,901
9/18	at Detroit Lions	Silverdome	W	22-14	32,943
9/25	TAMPA BAY BUCCANEERS	LOUISIANA SUPERDOME	W	13-9	66,671
10/3	DALLAS COWBOYS - MN	LOUISIANA SUPERDOME	W	20-17	68,474
10/9	at San Diego Chargers	Jack Murphy Stadium	W	23-17	42,693
10/16	at Seattle Seahawks	Kingdome	W	20-19	63,569
10/23	LOS ANGELES RAIDERS	LOUISIANA SUPERDOME	W	20-6	66,249
10/30	LOS ANGELES RAMS	LOUISIANA SUPERDOME	L	10-12	68,238
11/6	at Washington	R.F.K. Stadium	L	24-27	54,183
11/13	at Los Angeles Rams	Anaheim Stadium	W	14-10	63,305
11/20	DENVER BRONCOS	LOUISIANA SUPERDOME	W	42-0	68,075
11/27	NEW YORK GIANTS - SN	LOUISIANA SUPERDOME	L	12-13	66,526
12/4	at Minnesota Vikings	Metrodome	L	3-45	61,215
12/11	at San Francisco 49ers	Candlestick Park	L	17-30	62,977
12/18	ATLANTA FALCONS	LOUISIANA SUPERDOME	W	10-9	60,566
				312-283	960,942

1989: 9-7 (3rd-NFC West)

Head Coach: Jim Mora					
9/10	DALLAS COWBOYS	LOUISIANA SUPERDOME	W	28-0	66,977
9/17	at Green Bay Packers	Lambeau Field	L	34-35	55,809
9/24	at Tampa Bay Buccaneers	Tampa Stadium	L	10-20	44,053
10/1	WASHINGTON	LOUISIANA SUPERDOME	L	14-16	64,358
10/8	SAN FRANCISCO 49ERS	LOUISIANA SUPERDOME	L	20-24	60,488
10/15	NEW YORK JETS	LOUISIANA SUPERDOME	W	29-14	59,521
10/22	at Los Angeles Rams	Anaheim Stadium	W	40-21	57,567
10/29	ATLANTA FALCONS	LOUISIANA SUPERDOME	W	20-13	65,153
11/6	at San Francisco 49ers - MN	Candlestick Park	L	13-31	60,667
11/12	at New England Patriots	Sullivan Stadium	W	28-24	47,680
11/19	at Atlanta Falcons	Atlanta-Fulton County Stadium	W	26-17	53,173
11/26	LOS ANGELES RAMS - SN	LOUISIANA SUPERDOME	L	17-20	64,274

SEASON RESULTS

12/3	at Detroit Lions	Silverdome	L	14-21	38,550
12/10	at Buffalo Bills	Rich Stadium	W	22-19	70,037
12/18	PHILADELPHIA EAGLES - MN	LOUISIANA SUPERDOME	W	30-20	59,218
12/24	INDIANAPOLIS COLTS	LOUISIANA SUPERDOME	W	41-6	49,009
				386-301	916,534

1990: 8-8 (2nd-NFC West)

Head Coach: Jim Mora					
9/10	SAN FRANCISCO 49ERS - MN	LOUISIANA SUPERDOME	L	12-13	68,629
9/16	at Minnesota Vikings	Metrodome	L	3-32	56,272
9/23	PHOENIX CARDINALS	LOUISIANA SUPERDOME	W	28-7	61,110
10/7	at Atlanta Falcons	Atlanta-Fulton County Stadium	L	27-28	57,401
10/14	CLEVELAND BROWNS	LOUISIANA SUPERDOME	W	25-20	68,608
10/21	at Houston Oilers	Astrodome	L	10-23	57,908
10/28	DETROIT LIONS	LOUISIANA SUPERDOME	L	10-27	64,368
11/4	at Cincinnati Bengals	Riverfront Stadium	W	21-7	60,067
11/11	TAMPA BAY BUCCANEERS	LOUISIANA SUPERDOME	W	35-7	67,865
11/18	at Washington	R.F.K. Stadium	L	17-31	52,573
11/25	ATLANTA FALCONS	LOUISIANA SUPERDOME	W	10-7	68,629
12/2	at Dallas Cowboys	Texas Stadium	L	13-17	60,087
12/9	at Los Angeles Rams	Anaheim Stadium	W	24-20	56,864
12/16	PITTSBURGH STEELERS	LOUISIANA SUPERDOME	L	6-9	68,582
12/23	at San Francisco 49ers	Candlestick Park	W	13-10	60,112
12/31	LOS ANGELES RAMS - MN	LOUISIANA SUPERDOME	W	20-17	68,647
				274-275	997,722
NFC Wild Card Playoff					
1/6	at Chicago Bears	Soldier Field	L	6-16	60,767

1991: 11-5 (1st-NFC West)

Head Coach: Jim Mora					
9/1	SEATTLE SEAHAWKS	LOUISIANA SUPERDOME	W	27-24	68,492
9/8	at Kansas City Chiefs	Arrowhead Stadium	W	17-10	74,816
9/15	LOS ANGELES RAMS - SN	LOUISIANA SUPERDOME	W	24-7	68,583
9/22	MINNESOTA VIKINGS	LOUISIANA SUPERDOME	W	26-0	68,591
9/29	at Atlanta Falcons	Atlanta-Fulton County Stadium	W	27-6	56,556
10/13	at Philadelphia Eagles	Veterans Stadium	W	13-6	64,224
10/20	TAMPA BAY BUCCANEERS	LOUISIANA SUPERDOME	W	23-7	68,591
10/27	CHICAGO BEARS	LOUISIANA SUPERDOME	L	17-20	68,591
11/3	at Los Angeles Rams	Anaheim Stadium	W	24-17	58,713
11/10	SAN FRANCISCO 49ERS	LOUISIANA SUPERDOME	W	10-3	68,591
11/17	at San Diego Chargers	Jack Murphy Stadium	L	21-24	48,420
11/24	ATLANTA FALCONS - SN	LOUISIANA SUPERDOME	L	20-23 OT	68,591
12/1	at San Francisco 49ers	Candlestick Park	L	24-38	62,092
12/8	at Dallas Cowboys	Texas Stadium	L	14-23	64,530
12/16	LOS ANGELES RAIDERS - MN	LOUISIANA SUPERDOME	W	27-0	68,625
12/22	at Phoenix Cardinals	Sun Devil Stadium	W	27-3	30,928
				341-211	1,008,934
NFC Wild Card Playoff					
12/28	ATLANTA FALCONS - SAT	LOUISIANA SUPERDOME	L	20-27	68,794

1992: 12-4 (2nd-NFC West)

Head Coach: Jim Mora					
9/6	at Philadelphia Eagles	Veterans Stadium	L	13-15	63,513
9/13	CHICAGO BEARS	LOUISIANA SUPERDOME	W	28-6	68,591
9/20	at Atlanta Falcons	Georgia Dome	W	10-7	67,328
9/27	SAN FRANCISCO 49ERS - SN	LOUISIANA SUPERDOME	L	10-16	68,591
10/4	at Detroit Lions	Silverdome	W	13-7	66,971
10/11	LOS ANGELES RAMS - SN	LOUISIANA SUPERDOME	W	13-10	68,591
10/18	at Phoenix Cardinals	Sun Devil Stadium	W	30-21	27,735
11/1	TAMPA BAY BUCCANEERS	LOUISIANA SUPERDOME	W	23-21	68,591
11/8	at New England Patriots	Foxboro Stadium	W	31-14	45,413
11/15	at San Francisco 49ers	Candlestick Park	L	20-21	64,895

SEASON RESULTS

OWNER

FOOTBALL

ADMINISTRATION

RECORDS

HISTORY

11/23	WASHINGTON - MN	LOUISIANA SUPERDOME	W	20-3	68,591
11/29	MIAMI DOLPHINS	LOUISIANA SUPERDOME	W	24-13	68,591
12/3	ATLANTA FALCONS - TN	LOUISIANA SUPERDOME	W	22-14	68,591
12/13	at Los Angeles Rams	Anaheim Stadium	W	37-14	47,355
12/20	BUFFALO BILLS	LOUISIANA SUPERDOME	L	16-20	68,591
12/26	at New York Jets - SAT	Giants Stadium	W	20-0	45,614
				330-202	977,552
1/3	PHILADELPHIA EAGLES	NFC Wild Card Playoff LOUISIANA SUPERDOME	L	20-36	68,893

1993: 8-8 (2nd-NFC West)

		Head Coach: Jim Mora			
9/5	HOUSTON OILERS - SN	LOUISIANA SUPERDOME	W	33-21	69,029
9/12	at Atlanta Falcons	Georgia Dome	W	34-31	64,287
9/19	DETROIT LIONS	LOUISIANA SUPERDOME	W	14-3	69,039
9/26	SAN FRANCISCO 49ERS	LOUISIANA SUPERDOME	W	16-13	69,041
10/3	at Los Angeles Rams	Anaheim Stadium	W	37-6	50,709
10/17	at Pittsburgh Steelers	Three Rivers Stadium	L	14-37	56,056
10/24	ATLANTA FALCONS	LOUISIANA SUPERDOME	L	15-26	69,043
10/31	at Phoenix Cardinals	Sun Devil Stadium	W	20-17	36,778
11/14	GREEN BAY PACKERS	LOUISIANA SUPERDOME	L	17-19	69,043
11/22	at San Francisco 49ers - MN	Candlestick Park	L	7-42	66,500
11/28	at Minnesota Vikings	Metrodome	W	17-14	53,030
12/5	at Cleveland Browns	Municipal Stadium	L	13-17	60,388
12/12	LOS ANGELES RAMS	LOUISIANA SUPERDOME	L	20-23	69,033
12/20	NEW YORK GIANTS - MN	LOUISIANA SUPERDOME	L	14-24	69,036
12/26	at Philadelphia Eagles	Veterans Stadium	L	26-37	50,085
1/2	CINCINNATI BENGALS	LOUISIANA SUPERDOME	W	20-13	58,036
				317-343	979,133

1994: 7-9 (2nd-NFC West)

		Head Coach: Jim Mora			
9/4	KANSAS CITY CHIEFS	LOUISIANA SUPERDOME	L	17-30	69,362
9/11	WASHINGTON	LOUISIANA SUPERDOME	L	24-38	58,049
9/18	at Tampa Bay Buccaneers	Tampa Stadium	W	9-7	45,522
9/25	at San Francisco 49ers	Candlestick Park	L	13-24	63,971
10/2	NEW YORK GIANTS	LOUISIANA SUPERDOME	W	27-22	55,076
10/9	at Chicago Bears	Soldier Field	L	7-17	63,822
10/16	SAN DIEGO CHARGERS	LOUISIANA SUPERDOME	L	22-36	50,565
10/23	LOS ANGELES RAMS	LOUISIANA SUPERDOME	W	37-34	47,908
11/6	at Minnesota Vikings	Metrodome	L	20-21	57,564
11/13	ATLANTA FALCONS	LOUISIANA SUPERDOME	W	33-32	60,313
11/20	at Los Angeles Raiders	L.A. Memorial Coliseum	L	19-24	41,722
11/28	SAN FRANCISCO 49ERS - MN	LOUISIANA SUPERDOME	L	14-35	61,304
12/4	at Los Angeles Rams	Anaheim Stadium	W	31-15	34,960
12/11	at Atlanta Falcons - SN	Georgia Dome	W	29-20	61,307
12/19	DALLAS COWBOYS - MN	LOUISIANA SUPERDOME	L	16-24	67,323
12/24	at Denver Broncos - SAT	Mile High Stadium	W	30-28	64,445
				348-407	903,213

1995: 7-9 (5th-NFC West)

		Head Coach: Jim Mora			
9/3	SAN FRANCISCO 49ERS	LOUISIANA SUPERDOME	L	22-24	66,627
9/10	at St. Louis Rams	Busch Stadium	L	13-17	59,335
9/17	ATLANTA FALCONS	LOUISIANA SUPERDOME	L	24-27 OT	57,442
9/24	at New York Giants	Giants Stadium	L	29-45	72,619
10/1	PHILADELPHIA EAGLES	LOUISIANA SUPERDOME	L	10-15	43,938
10/15	MIAMI DOLPHINS	LOUISIANA SUPERDOME	W	33-30	55,628
10/22	at Carolina Panthers	Clemson Memorial Stadium	L	3-20	55,484
10/29	at San Francisco 49ers	3Com Park	W	11-7	65,272
11/5	ST. LOUIS RAMS	LOUISIANA SUPERDOME	W	19-10	43,120
11/12	INDIANAPOLIS COLTS	LOUISIANA SUPERDOME	W	17-14	44,122

SEASON RESULTS

11/19	at Minnesota Vikings	Metrodome	L	24-43	58,108
12/26	CAROLINA PANTHERS - SN	LOUISIANA SUPERDOME	W	34-26	39,580
12/3	at New England Patriots	Foxboro Stadium	W	31-17	59,876
12/10	at Atlanta Falcons	Georgia Dome	L	14-19	54,603
12/16	GREEN BAY PACKERS - SAT	LOUISIANA SUPERDOME	L	23-34	50,132
12/24	at New York Jets	Giants Stadium	W	12-0	28,885
				319-348	854,771

1996: 3-13 (5th-NFC West)

Head Coaches: Jim Mora (8 games, 2-6) & Rick Venturi (8 games, 1-7)

9/1	at San Francisco 49ers	3Com Park	L	11-27	63,970
9/8	CAROLINA PANTHERS	LOUISIANA SUPERDOME	L	20-22	43,288
9/15	at Cincinnati Bengals	Riverfront Stadium	L	15-30	45,412
9/22	ARIZONA CARDINALS	LOUISIANA SUPERDOME	L	14-28	34,316
9/29	at Baltimore Ravens	Memorial Stadium	L	10-17	61,063
10/6	JACKSONVILLE JAGUARS	LOUISIANA SUPERDOME	W	17-13	34,231
10/13	CHICAGO BEARS	LOUISIANA SUPERDOME	W	27-24	43,512
10/20	at Carolina Panthers	Ericsson Stadium	L	7-19	70,888
11/3	SAN FRANCISCO 49ERS - SN	LOUISIANA SUPERDOME	L	17-24	53,297
11/10	HOUSTON OILERS	LOUISIANA SUPERDOME	L	14-31	34,121
11/17	at Atlanta Falcons	Georgia Dome	L	15-17	43,119
11/24	at Tampa Bay Buccaneers	Houlihan's Stadium	L	7-13	40,203
12/1	ST. LOUIS RAMS	LOUISIANA SUPERDOME	L	10-26	26,310
12/8	ATLANTA FALCONS	LOUISIANA SUPERDOME	L	15-31	32,923
12/15	at New York Giants	Giants Stadium	W	17-3	52,530
12/21	at St. Louis Rams	Trans World Dome	L	13-14	57,681
				229-339	736,864

1997: 6-10 (4th-NFC West)

Head Coach: Mike Ditka

8/31	at St. Louis Rams	Trans World Dome	L	24-38	64,575
9/7	SAN DIEGO CHARGERS	LOUISIANA SUPERDOME	L	6-20	65,760
9/14	at San Francisco 49ers	3Com Park	L	7-33	61,838
9/21	DETROIT LIONS	LOUISIANA SUPERDOME	W	35-17	50,016
9/28	at New York Giants	Giants Stadium	L	9-14	68,891
10/5	at Chicago Bears - SN	Soldier Field	W	20-17	58,865
10/12	ATLANTA FALCONS	LOUISIANA SUPERDOME	L	17-23	65,619
10/19	CAROLINA PANTHERS	LOUISIANA SUPERDOME	L	0-13	50,963
10/26	SAN FRANCISCO 49ERS	LOUISIANA SUPERDOME	L	0-23	60,443
11/9	at Oakland Raiders	Oakland Coliseum	W	13-10	40,091
11/16	SEATTLE SEAHAWKS	LOUISIANA SUPERDOME	W	20-17 OT	50,493
11/23	at Atlanta Falcons	Georgia Dome	L	3-20	48,620
11/30	at Carolina Panthers	Ericsson Stadium	W	16-13	57,957
12/7	ST. LOUIS RAMS	LOUISIANA SUPERDOME	L	27-34	54,803
12/14	ARIZONA CARDINALS	LOUISIANA SUPERDOME	W	27-10	45,517
12/21	at Kansas City Chiefs	Arrowhead Stadium	L	13-25	66,772
				237-327	911,223

1998: 6-10 (3rd-NFC West)

Head Coach: Mike Ditka

9/6	at St. Louis Rams	Trans World Dome	W	24-17	56,943
9/13	CAROLINA PANTHERS	LOUISIANA SUPERDOME	W	19-14	51,915
9/27	at Indianapolis Colts	RCA Dome	W	19-13 OT	48,480
10/4	NEW ENGLAND PATRIOTS	LOUISIANA SUPERDOME	L	27-30	56,172
10/11	SAN FRANCISCO 49ERS	LOUISIANA SUPERDOME	L	0-31	62,811
10/18	at Atlanta Falcons	Georgia Dome	L	23-31	60,774
10/25	TAMPA BAY BUCCANEERS	LOUISIANA SUPERDOME	W	9-3	52,695
11/1	at Carolina Panthers	Ericsson Stadium	L	17-31	62,514
11/8	at Minnesota Vikings	Metrodome	L	24-31	63,779
11/15	ST. LOUIS RAMS	LOUISIANA SUPERDOME	W	24-3	46,430
11/22	at San Francisco 49ers - SN	3Com Park	L	20-31	68,429
11/29	at Miami Dolphins	Pro Player Stadium	L	10-30	73,216

SEASON RESULTS

12/6	DALLAS COWBOYS	LOUISIANA SUPERDOME	W	22-3	65,065
12/13	ATLANTA FALCONS	LOUISIANA SUPERDOME	L	17-27	61,678
12/20	at Arizona Cardinals	Sun Devil Stadium	L	17-19	51,617
12/27	BUFFALO BILLS	LOUISIANA SUPERDOME	L	33-45	39,707
				305-359	922,225

1999: 3-13 (5th-NFC West)

		Head Coach: Mike Ditka			
9/12	CAROLINA PANTHERS	LOUISIANA SUPERDOME	W	19-10	58,166
9/19	at San Francisco 49ers	3Com Park	L	21-28	67,685
10/3	at Chicago Bears	Soldier Field	L	10-14	66,944
10/10	ATLANTA FALCONS	LOUISIANA SUPERDOME	L	17-20	57,289
10/17	TENNESSEE TITANS	LOUISIANA SUPERDOME	L	21-24	51,875
10/24	at New York Giants	Giants Stadium	L	3-31	77,982
10/31	CLEVELAND BROWNS	LOUISIANA SUPERDOME	L	16-21	48,817
11/7	TAMPA BAY BUCCANEERS	LOUISIANA SUPERDOME	L	16-31	47,129
11/14	SAN FRANCISCO 49ERS	LOUISIANA SUPERDOME	W	24-6	52,198
11/21	at Jacksonville Jaguars - SN	ALLTEL Stadium	L	23-41	69,772
11/28	at St. Louis Rams	Trans World Dome	L	12-43	65,864
12/5	at Atlanta Falcons	Georgia Dome	L	12-35	62,568
12/12	ST. LOUIS RAMS	LOUISIANA SUPERDOME	L	14-30	46,838
12/19	at Baltimore Ravens	PSINet Stadium	L	8-31	67,597
12/24	DALLAS COWBOYS - FR	LOUISIANA SUPERDOME	W	31-24	47,835
1/2	at Carolina Panthers	Ericsson Stadium	L	13-45	56,929
				260-434	945,488

2000: 10-6 (1st-NFC West)

		Head Coach: Jim Haslett			
9/3	DETROIT LIONS	LOUISIANA SUPERDOME	L	10-14	64,900
9/10	at San Diego Chargers	Qualcomm Stadium	W	28-27	51,300
9/17	at Seattle Seahawks	Husky Stadium	L	10-20	59,513
9/24	PHILADELPHIA EAGLES	LOUISIANA SUPERDOME	L	7-21	64,900
10/8	at Chicago Bears	Soldier Field	W	31-10	66,944
10/15	CAROLINA PANTHERS	LOUISIANA SUPERDOME	W	24-6	50,015
10/22	at Atlanta Falcons	Georgia Dome	W	21-19	56,508
10/29	at Arizona Cardinals	Sun Devil Stadium	W	21-10	35,016
11/5	SAN FRANCISCO 49ERS	LOUISIANA SUPERDOME	W	31-15	64,900
11/12	at Carolina Panthers	Ericsson Stadium	W	20-10	72,981
11/19	OAKLAND RAIDERS	LOUISIANA SUPERDOME	L	22-31	64,900
11/26	at St. Louis Rams	Trans World Dome	W	31-24	66,064
12/3	DENVER BRONCOS	LOUISIANA SUPERDOME	L	23-38	64,900
12/10	at San Francisco 49ers	3Com Park	W	31-27	67,892
12/17	ATLANTA FALCONS	LOUISIANA SUPERDOME	W	23-7	64,900
12/24	ST. LOUIS RAMS	LOUISIANA SUPERDOME	L	21-26	64,900
				354-305	980,533
		NFC Wild Card Playoff			
12/30	ST. LOUIS RAMS - SAT	LOUISIANA SUPERDOME	W	31-28	64,900
		NFC Divisional Playoff			
1/6	at Minnesota Vikings - SAT	Metrodome	L	16-34	63,881

2001: 7-9 (3rd-NFC West)

		Head Coach: Jim Haslett			
9/9	at Buffalo Bills	Ralph Wilson Stadium	W	24-6	71,447
9/30	at New York Giants	Giants Stadium	L	13-21	78,451
10/7	MINNESOTA VIKINGS	LOUISIANA SUPERDOME	W	28-15	70,020
10/14	at Carolina Panthers	Ericsson Stadium	W	27-25	72,049
10/21	ATLANTA FALCONS	LOUISIANA SUPERDOME	L	13-20	70,020
10/28	at St. Louis Rams	Dome at America's Center	W	34-31	66,189
11/4	NEW YORK JETS - SN	LOUISIANA SUPERDOME	L	9-16	70,020
11/11	at San Francisco 49ers	3Com Park	L	27-28	68,083
11/18	INDIANAPOLIS COLTS	LOUISIANA SUPERDOME	W	34-20	70,020

SEASON RESULTS

11/25	at New England Patriots	Foxboro Stadium	L	17-34	60,292
12/2	CAROLINA PANTHERS	LOUISIANA SUPERDOME	W	27-23	70,020
12/9	at Atlanta Falcons	Georgia Dome	W	28-10	68,826
12/17	ST. LOUIS RAMS - MN	LOUISIANA SUPERDOME	L	21-34	70,332
12/23	at Tampa Bay Buccaneers	Raymond James Stadium	L	21-48	65,526
12/30	WASHINGTON - SN	LOUISIANA SUPERDOME	L	10-40	70,020
1/6	SAN FRANCISCO 49ERS	LOUISIANA SUPERDOME	L	0-38	70,020
				333-409	1,111,335

2002: 9-7 (3rd-NFC South)

		Head Coach: Jim Haslett			
9/8	at Tampa Bay Buccaneers	Raymond James Stadium	W	26-20 OT	65,554
9/15	GREEN BAY PACKERS	LOUISIANA SUPERDOME	W	35-20	67,958
9/22	at Chicago Bears	Memorial Stadium	W	29-23	63,216
9/29	at Detroit Lions	Ford Field	L	21-26	60,023
10/6	PITTSBURGH STEELERS	LOUISIANA SUPERDOME	W	32-29	67,734
10/13	at Washington	FedExField	W	43-27	80,768
10/20	SAN FRANCISCO 49ERS	LOUISIANA SUPERDOME	W	35-27	67,903
10/27	ATLANTA FALCONS	LOUISIANA SUPERDOME	L	35-37	67,883
11/10	at Carolina Panthers	Ericsson Stadium	W	34-24	72,566
11/17	at Atlanta Falcons	Georgia Dome	L	17-24	70,382
11/24	CLEVELAND BROWNS	LOUISIANA SUPERDOME	L	15-24	68,295
12/1	TAMPA BAY BUCCANEERS - SN	LOUISIANA SUPERDOME	W	23-20	68,226
12/8	at Baltimore Ravens	Ravens Stadium	W	37-25	69,334
12/15	MINNESOTA VIKINGS	LOUISIANA SUPERDOME	L	31-32	67,851
12/22	at Cincinnati Bengals	Paul Brown Stadium	L	13-20	43,544
12/29	CAROLINA PANTHERS	LOUISIANA SUPERDOME	L	6-10	66,946
				432-388	1,068,183

2003: 8-8 (2nd-NFC South)

		Head Coach: Jim Haslett			
9/7	at Seattle Seahawks	Seahawks Stadium	L	10-27	52,250
9/14	HOUSTON TEXANS	LOUISIANA SUPERDOME	W	31-10	68,390
9/21	at Tennessee Titans	The Coliseum	L	12-27	68,809
9/28	INDIANAPOLIS COLTS - SN	LOUISIANA SUPERDOME	L	21-55	70,020
10/5	at Carolina Panthers	Ericsson Stadium	L	13-19	72,496
10/12	CHICAGO BEARS	LOUISIANA SUPERDOME	W	20-13	68,390
10/19	at Atlanta Falcons	Georgia Dome	W	45-17	70,837
10/26	CAROLINA PANTHERS	LOUISIANA SUPERDOME	L	20-23 OT	68,370
11/2	at Tampa Bay Buccaneers	Raymond James Stadium	W	17-14	65,524
11/16	ATLANTA FALCONS	LOUISIANA SUPERDOME	W	23-20 OT	68,432
11/23	at Philadelphia Eagles	Lincoln Financial Field	L	20-33	67,802
11/30	at Washington	FedExField	W	24-20	76,821
12/7	TAMPA BAY BUCCANEERS	LOUISIANA SUPERDOME	L	7-14	68,442
12/14	NEW YORK GIANTS - SN	LOUISIANA SUPERDOME	W	45-7	68,399
12/21	at Jacksonville Jaguars	ALLTEL Stadium	L	19-20	49,207
12/28	DALLAS COWBOYS	LOUISIANA SUPERDOME	W	13-7	68,451
				340-326	1,072,640

2004: 8-8 (2nd-NFC South)

		Head Coach: Jim Haslett			
9/12	SEATTLE SEAHAWKS	LOUISIANA SUPERDOME	L	7-21	64,900
9/19	SAN FRANCISCO 49ERS	LOUISIANA SUPERDOME	W	30-27	64,900
9/26	at St. Louis Rams	Edward Jones Dome	W	28-25 OT	65,856
10/3	at Arizona Cardinals	Sun Devil Stadium	L	10-34	28,109
10/10	TAMPA BAY BUCCANEERS	LOUISIANA SUPERDOME	L	17-20	64,900
10/17	MINNESOTA VIKINGS - SN	LOUISIANA SUPERDOME	L	31-38	64,900
10/24	at Oakland Raiders	Network Associates Coliseum	W	31-26	45,337
11/7	at San Diego Chargers	Qualcomm Stadium	L	17-43	59,662
11/14	KANSAS CITY CHIEFS	LOUISIANA SUPERDOME	W	27-20	64,900
11/21	DENVER BRONCOS	LOUISIANA SUPERDOME	L	13-34	64,900
11/28	at Atlanta Falcons	Georgia Dome	L	21-24	70,521

SEASON RESULTS

12/5	CAROLINA PANTHERS	LOUISIANA SUPERDOME	L	21-32	58,878
12/12	at Dallas Cowboys	Texas Stadium	W	27-13	64,056
12/19	at Tampa Bay Buccaneers	Raymond James Stadium	W	21-17	65,075
12/26	ATLANTA FALCONS	LOUISIANA SUPERDOME	W	26-13	64,900
1/2	at Carolina Panthers	Bank of America Stadium	W	21-18	73,302
				348-405	985,096

2005: 3-13 (4th-NFC South)

		Head Coach: Jim Haslett			
9/11	at Carolina Panthers	Bank of America Stadium	W	23-20	72,920
9/19	NEW YORK GIANTS - MN	GIANTS STADIUM	L	10-27	68,031
9/25	at Minnesota Vikings	Metrodome	L	16-33	63,952
10/2	BUFFALO BILLS	ALAMODOME	W	19-7	58,688
10/9	at Green Bay Packers	Lambeau Field	L	3-52	70,580
10/16	ATLANTA FALCONS	ALAMODOME	L	31-34	65,562
10/23	at St. Louis Rams	Edward Jones Dome	L	17-28	64,586
10/30	MIAMI DOLPHINS	TIGER STADIUM	L	6-21	61,643
11/06	CHICAGO BEARS	TIGER STADIUM	L	17-20	32,637
11/20	at New England Patriots	Gillette Stadium	L	17-24	68,756
11/27	at New York Jets - SN	Giants Stadium	W	21-19	77,152
12/4	TAMPA BAY BUCCANEERS	TIGER STADIUM	L	3-10	34,411
12/12	at Atlanta Falcons - MN	Georgia Dome	L	17-36	70,083
12/18	CAROLINA PANTHERS	TIGER STADIUM	L	10-27	32,551
12/24	DETROIT LIONS	ALAMODOME	L	12-13	63,747
1/1	at Tampa Bay Buccaneers	Raymond James Stadium	L	13-27	65,379
				235-398	970,678

2006: 10-6 (1st-NFC South)

		Head Coach: Sean Payton			
9/10	at Cleveland Browns	Cleveland Browns Stadium	W	19-14	72,915
9/17	at Green Bay Packers	Lambeau Field	W	34-27	70,602
9/25	ATLANTA FALCONS - MN	LOUISIANA SUPERDOME	W	23-3	70,003
10/1	at Carolina Panthers	Bank of America Stadium	L	18-21	73,392
10/8	TAMPA BAY BUCCANEERS	LOUISIANA SUPERDOME	W	24-21	68,183
10/15	PHILADELPHIA EAGLES	LOUISIANA SUPERDOME	W	27-24	68,269
10/29	BALTIMORE RAVENS	LOUISIANA SUPERDOME	L	22-35	69,152
11/5	Tampa Bay Buccaneers	Raymond James Stadium	W	31-14	65,561
11/12	Pittsburgh Steelers	Heinz Field	L	31-38	68,001
11/19	CINCINNATI BENGALS	LOUISIANA SUPERDOME	L	16-31	68,001
11/26	Atlanta Falcons	Georgia Dome	W	31-13	70,933
12/3	SAN FRANCISCO 49ERS	LOUISIANA SUPERDOME	W	34-10	68,241
12/10	at Dallas Cowboys - SN	Texas Stadium	W	42-17	63,722
12/17	Washington	LOUISIANA SUPERDOME	L	10-16	69,052
12/24	at New York Giants	Giants Stadium	W	30-7	78,539
12/31	CAROLINA PANTHERS	LOUISIANA SUPERDOME	L	21-31	69,569
				413-322	1,108,045
		NFC Divisional Playoff			
1/13	PHILADELPHIA EAGLES - SAT	LOUISIANA SUPERDOME	W	27-24	70,001
		NFC Championship Game			
1/21	at Chicago Bears	Soldier Field	L	14-39	61,817

2007: 7-9 (3rd-NFC South)

		Head Coach: Sean Payton			
9/6	at Indianapolis Colts - TN	RCA Dome	L	10-41	57,361
9/16	at Tampa Bay Buccaneers	Raymond James Stadium	L	14-31	65,178
9/24	TENNESSEE TITANS - MN	LOUISIANA SUPERDOME	L	14-31	70,002
10/7	CAROLINA PANTHERS	LOUISIANA SUPERDOME	L	13-16	70,001
10/14	at Seattle Seahawks - SN	Qwest Field	W	28-17	68,296
10/21	ATLANTA FALCONS	LOUISIANA SUPERDOME	W	22-16	69,994
10/28	at San Francisco 49ers	Monster Park	W	31-10	68,244
11/4	JACKSONVILLE JAGUARS	LOUISIANA SUPERDOME	W	41-24	70,009

SEASON RESULTS

11/11	ST. LOUIS RAMS	LOUISIANA SUPERDOME	L	29-37	70,003
11/18	at Houston Texans	Reliant Stadium	L	10-23	70,780
11/25	at Carolina Panthers	Bank of America Stadium	W	31-6	72,032
12/2	TAMPA BAY BUCCANEERS	LOUISIANA SUPERDOME	L	23-27	70,009
12/10	at Atlanta Falcons - MN	Georgia Dome	W	34-14	69,553
12/16	ARIZONA CARDINALS	LOUISIANA SUPERDOME	W	31-24	70,007
12/23	PHILADELPHIA EAGLES	LOUISIANA SUPERDOME	L	23-38	70,011
12/30	at Chicago Bears	Soldier Field	L	25-33	62,064
				379-388	1,093,544

2008: 8-8 (4th-NFC South)

Head Coach: Sean Payton					
9/7	TAMPA BAY BUCCANEERS	LOUISIANA SUPERDOME	W	24-20	69,881
9/14	at Washington	FedExField	L	24-29	88,246
9/21	at Denver Broncos	INVESCO Field at Mile High	L	32-34	75,713
9/28	SAN FRANCISCO 49ERS	LOUISIANA SUPERDOME	W	31-17	70,008
10/6	MINNESOTA VIKINGS - MN	LOUISIANA SUPERDOME	L	27-30	70,015
10/12	OAKLAND RAIDERS	LOUISIANA SUPERDOME	W	34-3	70,068
10/19	at Carolina Panthers	Bank of America Stadium	L	7-30	73,687
10/26	GREEN BAY PACKERS - MN	WEMBLEY STADIUM	W	37-32	83,226
11/9	at Atlanta Falcons	Georgia Dome	L	20-34	64,826
11/16	at Kansas City Chiefs	Arrowhead Stadium	W	30-20	74,159
11/24	GREEN BAY PACKERS - MN	LOUISIANA SUPERDOME	W	51-29	70,668
11/30	at Tampa Bay Buccaneers	Raymond James Stadium	L	20-23	64,430
12/7	ATLANTA FALCONS	LOUISIANA SUPERDOME	W	29-25	70,011
12/11	at Chicago Bears - TN	Soldier Field	L	24-27 OT	61,692
12/21	at Detroit Lions	Ford Field	W	42-7	49,309
12/28	CAROLINA PANTHERS	LOUISIANA SUPERDOME	L	31-33	69,999
				463-393	1,125,938

2009: 13-3 (1st-NFC South)

Head Coach: Sean Payton					
9/13	DETROIT LIONS	LOUISIANA SUPERDOME	W	45-27	69,719
9/20	at Philadelphia Eagles	Lincoln Financial Field	W	48-22	69,144
9/27	at Buffalo Bills	Ralph Wilson Stadium	W	27-7	70,261
10/4	NEW YORK JETS	LOUISIANA SUPERDOME	W	24-10	70,009
10/18	NEW YORK GIANTS	LOUISIANA SUPERDOME	W	48-27	70,011
10/25	at Miami Dolphins	LandShark Stadium	W	46-34	66,689
11/2	ATLANTA FALCONS - MN	LOUISIANA SUPERDOME	W	35-27	70,088
11/8	CAROLINA PANTHERS	LOUISIANA SUPERDOME	W	30-20	70,011
11/15	at St. Louis Rams	Edward Jones Dome	W	28-23	59,858
11/22	at Tampa Bay Buccaneers	Raymond James Stadium	W	38-7	62,720
11/30	NEW ENGLAND PATRIOTS - MN	LOUISIANA SUPERDOME	W	38-17	70,768
12/6	at Washington	FedExField	W	33-30 OT	84,520
12/13	at Atlanta Falcons	Georgia Dome	W	26-23	68,930
12/19	DALLAS COWBOYS - SAT	LOUISIANA SUPERDOME	L	17-24	70,213
12/27	TAMPA BAY BUCCANEERS	LOUISIANA SUPERDOME	L	17-20 OT	70,021
1/3	at Carolina Panthers	Bank of America Stadium	L	10-23	73,047
				510-341	1,116,009
NFC Divisional Playoff					
1/16	ARIZONA CARDINALS - SAT	LOUISIANA SUPERDOME	W	45-14	70,149
NFC Championship Game					
1/24	MINNESOTA VIKINGS	LOUISIANA SUPERDOME	W	31-28 OT	71,276
Super Bowl XLIV - Miami Gardens, Fla.					
2/7	vs. Indianapolis Colts	Sun Life Stadium	W	31-17	74,059

2010: 11-5 (2nd-NFC South)

Head Coach: Sean Payton					
9/9	MINNESOTA VIKINGS - TN	LOUISIANA SUPERDOME	W	14-9	70,051
9/20	at San Francisco 49ers - MN	Candlestick Park	W	25-22	69,732

SEASON RESULTS

9/26	ATLANTA FALCONS	LOUISIANA SUPERDOME	L	24-27	OT	70,051
10/3	CAROLINA PANTHERS	LOUISIANA SUPERDOME	W	16-14		70,016
10/10	at Arizona Cardinals	University of Phoenix Stadium	L	20-30		62,621
10/17	at Tampa Bay Buccaneers	Raymond James Stadium	W	31-6		51,759
10/24	CLEVELAND BROWNS	LOUISIANA SUPERDOME	L	17-30		70,077
10/31	PITTSBURGH STEELERS - SN	LOUISIANA SUPERDOME	W	20-10		70,011
11/7	at Carolina Panthers	Bank of America Stadium	W	34-3		73,191
11/21	SEATTLE SEAHAWKS	LOUISIANA SUPERDOME	W	34-19		70,015
11/25	at Dallas Cowboys - THUR	Cowboys Stadium	W	30-27		93,985
12/5	at Cincinnati Bengals	Paul Brown Stadium	W	34-30		59,963
12/12	ST. LOUIS RAMS	LOUISIANA SUPERDOME	W	31-13		70,015
12/19	at Baltimore Ravens	M&T Bank Stadium	L	24-30		59,963
12/27	at Atlanta Falcons - MN	Georgia Dome	W	17-14		70,144
1/2	TAMPA BAY BUCCANEERS	LOUISIANA SUPERDOME	L	13-23		70,068
				384-307		1,113,131
NFC Wild Card Playoff						
1/8	at Seattle Seahawks - SAT	Qwest Field	L	36-41		66,336

2011: 13-3 (1st-NFC South)

Head Coach: Sean Payton						
9/8	at Green Bay Packers - TN	Lambeau Field	L	34-42		70,555
9/18	CHICAGO BEARS	LOUISIANA SUPERDOME	W	30-13		73,109
9/25	HOUSTON TEXANS	LOUISIANA SUPERDOME	W	40-33		73,002
10/2	at Jacksonville Jaguars	EverBank Field	W	23-10		62,471
10/9	at Carolina Panthers	Bank of America Stadium	W	30-27		72,769
10/16	at Tampa Bay Buccaneers	Raymond James Stadium	L	20-26		56,590
10/23	INDIANAPOLIS COLTS - SN	MERCEDES-BENZ SUPERDOME	W	62-7		73,012
10/30	at St. Louis Rams	Edward Jones Dome	L	21-31		57,179
11/6	TAMPA BAY BUCCANEERS	MERCEDES-BENZ SUPERDOME	W	27-16		73,043
11/13	at Atlanta Falcons	Georgia Dome	W	26-23	OT	70,359
11/28	NEW YORK GIANTS - MN	MERCEDES-BENZ SUPERDOME	W	49-24		73,068
12/4	DETROIT LIONS - SN	MERCEDES-BENZ SUPERDOME	W	31-17		73,042
12/11	at Tennessee Titans	LP Field	W	22-17		69,143
12/18	at Minnesota Vikings	Mall of America Field	W	42-20		62,623
12/26	ATLANTA FALCONS - MN	MERCEDES-BENZ SUPERDOME	W	45-16		73,085
1/1	CAROLINA PANTHERS	MERCEDES-BENZ SUPERDOME	W	45-17		73,065
				547-339		1,106,095
NFC Wild Card Playoff						
1/7	DETROIT LIONS - SAT	MERCEDES-BENZ SUPERDOME	W	45-28		73,038
NFC Divisional Playoff						
1/14	at San Francisco 49ers - SAT	Candlestick Park	L	32-36		69,732

2012: 7-9 (3rd-NFC South)

Head Coaches: Aaron Kromer (6 games, 2-4) & Joe Vitt (10 games, 5-5)						
9/9	WASHINGTON	MERCEDES-BENZ SUPERDOME	L	32-40		72,180
9/16	at Carolina Panthers	Bank of America Stadium	L	27-35		72,879
9/23	KANSAS CITY CHIEFS	MERCEDES-BENZ SUPERDOME	L	24-27	OT	72,226
9/30	at Green Bay Packers	Lambeau Field	L	17-28		70,571
10/7	SAN DIEGO CHARGERS - SN	MERCEDES-BENZ SUPERDOME	W	31-24		73,109
10/21	at Tampa Bay Buccaneers	Raymond James Stadium	W	35-28		58,906
10/28	at Denver Broncos - SN	Sports Authority Field at Mile High	L	14-34		76,832
11/5	PHILADELPHIA EAGLES - MN	MERCEDES-BENZ SUPERDOME	W	28-13		73,099
11/11	ATLANTA FALCONS	MERCEDES-BENZ SUPERDOME	W	31-27		73,126
11/18	at Oakland Raiders	O.co Coliseum	W	38-17		56,880
11/25	SAN FRANCISCO 49ERS	MERCEDES-BENZ SUPERDOME	L	21-31		73,147
11/29	at Atlanta Falcons - TN	Georgia Dome	L	13-23		70,514
12/9	at New York Giants	MetLife Stadium	L	27-52		81,437
12/16	TAMPA BAY BUCCANEERS	MERCEDES-BENZ SUPERDOME	W	41-0		73,096
12/23	at Dallas Cowboys	Cowboys Stadium	W	34-31	OT	92,570
12/30	CAROLINA PANTHERS	MERCEDES-BENZ SUPERDOME	L	38-44		73,124
				461-454		1,163,696

SEASON RESULTS

2013: 11-5 (2nd-NFC South)

		Head Coach: Sean Payton			
9/8	ATLANTA FALCONS	MERCEDES-BENZ SUPERDOME	W	23-17	72,348
9/15	at Tampa Bay Buccaneers	Raymond James Stadium	W	16-14	60,870
9/22	ARIZONA CARDINALS	MERCEDES-BENZ SUPERDOME	W	31-7	73,057
9/30	MIAMI DOLPHINS - MN	MERCEDES-BENZ SUPERDOME	W	38-17	73,118
10/6	at Chicago Bears	Soldier Field	W	26-18	62,361
10/13	at New England Patriots	Gillette Stadium	L	27-30	68,756
10/27	BUFFALO BILLS	MERCEDES-BENZ SUPERDOME	W	49-17	73,018
11/3	at New York Jets	MetLife Stadium	L	20-26	76,957
11/10	DALLAS COWBOYS - SN	MERCEDES-BENZ SUPERDOME	W	49-24	73,068
11/17	SAN FRANCISCO 49ERS	MERCEDES-BENZ SUPERDOME	W	23-20	73,025
11/21	at Atlanta Falcons - TN	Georgia Dome	W	17-13	70,422
12/2	at Seattle Seahawks - MN	CenturyLink Field	L	7-34	68,387
12/8	CAROLINA PANTHERS - SN	MERCEDES-BENZ SUPERDOME	W	31-13	73,089
12/15	at St. Louis Rams	Edward Jones Dome	L	16-27	58,442
12/22	at Carolina Panthers	Bank of America Stadium	L	13-17	73,825
12/29	TAMPA BAY BUCCANEERS	MERCEDES-BENZ SUPERDOME	W	42-17	73,150
				414-304	1,123,230
NFC Wild Card Playoff					
1/7	at Philadelphia Eagles - SAT	Lincoln Financial Field	W	26-24	69,144
NFC Divisional Playoff					
1/14	at Seattle Seahawks - SAT	CenturyLink Field	L	15-23	68,388

2014: 7-9 (2nd-NFC South)

		Head Coach: Sean Payton			
9/7	at Atlanta Falcons	Georgia Dome	L	34-37 OT	70,706
9/14	at Cleveland Browns	FirstEnergy Stadium	L	24-26	67,407
9/21	MINNESOTA VIKINGS	MERCEDES-BENZ SUPERDOME	W	20-9	73,005
9/28	at Dallas Cowboys - SN	AT&T Stadium	L	17-38	91,176
10/5	TAMPA BAY BUCCANEERS	MERCEDES-BENZ SUPERDOME	W	37-31 OT	73,004
10/19	at Detroit Lions	Ford Field	L	23-24	63,271
10/26	GREEN BAY PACKERS - SN	MERCEDES-BENZ SUPERDOME	W	44-23	73,146
10/30	at Carolina Panthers - TN	Bank of America Stadium	W	28-10	73,663
11/9	SAN FRANCISCO 49ERS	MERCEDES-BENZ SUPERDOME	L	24-27 OT	73,129
11/16	CINCINNATI BENGALS	MERCEDES-BENZ SUPERDOME	L	10-27	73,073
11/24	BALTIMORE RAVENS - MN	MERCEDES-BENZ SUPERDOME	L	27-34	73,373
11/30	at Pittsburgh Steelers	Heinz Field	W	35-32	61,916
12/7	CAROLINA PANTHERS	MERCEDES-BENZ SUPERDOME	L	10-41	73,006
12/15	at Chicago Bears - MN	Soldier Field	W	31-15	60,996
12/21	ATLANTA FALCONS	MERCEDES-BENZ SUPERDOME	L	14-30	73,164
12/28	at Tampa Bay Buccaneers	Raymond James Stadium	W	23-20	59,952
				401-424	1,133,987

2015: 7-9 (3rd-NFC South)

		Head Coach: Sean Payton			
9/13	at Arizona Cardinals	University of Phoenix Stadium	L	19-31	62,903
9/20	TAMPA BAY BUCCANEERS	MERCEDES-BENZ SUPERDOME	L	19-26	73,006
9/27	at Carolina Panthers	Bank of America Stadium	L	22-27	73,402
10/4	DALLAS COWBOYS - SN	MERCEDES-BENZ SUPERDOME	W	26-20 OT	73,009
10/11	at Philadelphia Eagles	Lincoln Financial Field	L	17-39	69,296
10/15	ATLANTA FALCONS - TN	MERCEDES-BENZ SUPERDOME	W	31-21	73,018
10/25	at Indianapolis Colts	Lucas Oil Stadium	W	27-21	66,420
11/1	NEW YORK GIANTS	MERCEDES-BENZ SUPERDOME	W	52-49	73,019
11/8	TENNESSEE TITANS	MERCEDES-BENZ SUPERDOME	L	28-34 OT	73,075
11/15	at Washington	FedExField	L	14-47	75,086
11/29	at Houston Texans	NRG Stadium	L	6-24	71,778
12/6	CAROLINA PANTHERS	MERCEDES-BENZ SUPERDOME	L	38-41	73,097
12/13	at Tampa Bay Buccaneers	Raymond James Stadium	W	24-17	62,138
12/21	DETROIT LIONS - MN	MERCEDES-BENZ SUPERDOME	L	27-35	73,017

SEASON RESULTS

12/27	JACKSONVILLE JAGUARS	MERCEDES-BENZ SUPERDOME	W	38-27	73,064
1/3	at Atlanta Falcons	Georgia Dome	W	20-17	69,699
				408-476	1,135,027

2016: 7-9 (3rd-NFC South)

Head Coach: Sean Payton					
9/11	OAKLAND RAIDERS	MERCEDES-BENZ SUPERDOME	L	34-35	73,028
9/18	at New York Giants	MetLife Stadium	L	13-16	77,727
9/26	ATLANTA FALCONS	MERCEDES-BENZ SUPERDOME	L	32-45	73,003
10/2	at San Diego Chargers	Qualcomm Stadium	W	35-34	60,641
10/16	CAROLINA PANTHERS	MERCEDES-BENZ SUPERDOME	W	41-38	73,138
10/23	at Kansas City Chiefs	Arrowhead Stadium	L	21-27	76,282
10/30	SEATTLE SEAHAWKS	MERCEDES-BENZ SUPERDOME	W	25-20	73,188
11/6	at San Francisco 49ers	Levi's Stadium	W	41-23	70,178
11/13	DENVER BRONCOS	MERCEDES-BENZ SUPERDOME	L	23-25	73,138
11/17	at Carolina Panthers	Bank of America Stadium	L	20-23	73,288
11/27	LOS ANGELES RAMS	MERCEDES-BENZ SUPERDOME	W	49-21	73,067
12/4	DETROIT LIONS	MERCEDES-BENZ SUPERDOME	L	13-28	73,137
12/11	at Tampa Bay Buccaneers	Raymond James Stadium	L	11-16	62,140
12/18	at Arizona Cardinals	University of Phoenix Stadium	W	48-41	65,072
12/24	TAMPA BAY BUCCANEERS	MERCEDES-BENZ SUPERDOME	W	31-24	73,177
1/1	at Atlanta Falcons	Georgia Dome	L	32-38	70,835
				469-454	1,141,039

2017: 11-5 (1st-NFC South)

Head Coach: Sean Payton					
9/11	at Minnesota Vikings - MN	U.S. Bank Stadium	L	19-29	66,606
9/17	NEW ENGLAND PATRIOTS	MERCEDES-BENZ SUPERDOME	L	20-36	73,168
9/24	at Carolina Panthers	Bank of America Stadium	W	34-13	73,775
10/1	at Miami Dolphins	Wembley Stadium	W	20-0	84,423
10/15	DETROIT LIONS	MERCEDES-BENZ SUPERDOME	W	52-38	73,117
10/22	at Green Bay Packers	Lambeau Field	W	26-17	78,380
11/5	TAMPA BAY BUCCANEERS	MERCEDES-BENZ SUPERDOME	W	30-10	73,121
11/19	WASHINGTON	MERCEDES-BENZ SUPERDOME	W	34-31 OT	73,138
12/3	CAROLINA PANTHERS	MERCEDES-BENZ SUPERDOME	W	31-21	73,171
12/7	at Atlanta Falcons - TN	Mercedes-Benz Stadium	L	17-20	72,866
12/17	NEW YORK JETS	MERCEDES-BENZ SUPERDOME	W	31-19	73,018
12/24	ATLANTA FALCONS	MERCEDES-BENZ SUPERDOME	W	23-13	73,188
12/31	at Tampa Bay Buccaneers	Raymond James Stadium	L	24-31	55,376
				448-326	1,146,046,
NFC Wild Card Playoff					
1/7	CAROLINA PANTHERS	MERCEDES-BENZ SUPERDOME	W	31-26	73,186
NFC Divisional Playoff					
1/14	at Minnesota Vikings	U.S. Bank Stadium	L	24-29	66,612

2018: 13-3 (1st-NFC South)

Head Coach: Sean Payton					
9/9	TAMPA BAY BUCCANEERS	MERCEDES-BENZ SUPERDOME	L	40-48	73,038
9/16	CLEVELAND BROWNS	MERCEDES-BENZ SUPERDOME	W	21-18	73,086
9/23	at Atlanta Falcons	Mercedes-Benz Stadium	W	43-37 OT	74,457
9/30	at New York Giants	MetLife Stadium	W	33-18	78,213
10/8	WASHINGTON - MN	MERCEDES-BENZ SUPERDOME	W	43-19	73,028
10/21	at Baltimore Ravens	M&T Stadium	W	24-23	70,639
10/28	at Minnesota Vikings - SN	U.S. Bank Stadium	W	30-20	66,801
11/4	LOS ANGELES RAMS	MERCEDES-BENZ SUPERDOME	W	45-35	73,086
11/11	at Cincinnati Bengals	Paul Brown Stadium	W	51-14	52,492
11/18	PHILADELPHIA EAGLES	MERCEDES-BENZ SUPERDOME	W	48-7	73,042
11/22	ATLANTA FALCONS - TN	MERCEDES-BENZ SUPERDOME	W	31-17	73,017

SEASON RESULTS

11/29	at Dallas Cowboys - TN	AT&T Stadium	L	10-13	93,004
12/9	at Tampa Bay Buccaneers	Raymond James Stadium	W	28-14	53,495
12/17	at Carolina Panthers - MN	Bank of America Stadium	W	12-9	74,188
12/23	PITTSBURGH STEELERS	MERCEDES-BENZ SUPERDOME	W	31-28	73,086
12/30	CAROLINA PANTHERS	MERCEDES-BENZ SUPERDOME	L	14-33	73,028
				504-353	1,147,430
NFC Divisional Playoff					
1/13	PHILADELPHIA EAGLES	MERCEDES-BENZ SUPERDOME	W	20-14	73,027
NFC Championship Game					
1/20	LOS ANGELES RAMS	MERCEDES-BENZ SUPERDOME	L	23-26 OT	73,028

2019: 13-3 (1st-NFC South)

Head Coach: Sean Payton					
9/9	HOUSTON TEXANS	MERCEDES-BENZ SUPERDOME	W	30-28	73,039
9/15	at Los Angeles Rams	L.A. Memorial Coliseum	L	9-27	71,460
9/22	at Seattle Seahawks	CenturyLink Field	W	33-27	69,005
9/29	DALLAS COWBOYS - SN	MERCEDES-BENZ SUPERDOME	W	12-10	73,086
10/6	TAMPA BAY BUCCANEERS	MERCEDES-BENZ SUPERDOME	W	31-24	73,029
10/13	at Jacksonville Jaguars	TIAA Bank Field	W	13-6	64,341
10/20	at Chicago Bears	Soldier Field	W	36-25	62,306
10/27	at Arizona Cardinals	MERCEDES-BENZ SUPERDOME	W	31-9	73,064
11/10	ATLANTA FALCONS	MERCEDES-BENZ SUPERDOME	L	9-26	73,283
11/17	at Tampa Bay Buccaneers	Raymond James Stadium	W	34-17	54,333
11/24	CAROLINA PANTHERS	MERCEDES-BENZ SUPERDOME	W	34-31	73,068
11/28	at Atlanta Falcons - TN	Mercedes-Benz Stadium	W	26-18	71,993
12/8	SAN FRANCISCO 49ERS	MERCEDES-BENZ SUPERDOME	L	46-48	73,038
12/16	INDIANAPOLIS COLTS - MN	MERCEDES-BENZ SUPERDOME	W	34-7	73,053
12/22	at Tennessee Titans	Nissan Stadium	W	38-28	66,756
12/29	at Carolina Panthers	Bank of America Stadium	W	42-10	72,203
				458-341	1,044,004
NFC Wild Card Playoff					
1/5	MINNESOTA VIKINGS	MERCEDES-BENZ SUPERDOME	L	20-26 OT	73,038



YEAR-BY-YEAR RESULTS

Regular Season

Year	Overall	Pct.	Division	Coach	Home	Pct.	Road	Pct.
1967	3-11	.214	4th-Capitol	Tom Fears	2-5	.286	1-6	.167
1968	4-9-1	.321	3rd-Century	Tom Fears	3-4	.429	1-5-1	.143
1969	5-9	.357	3rd-Capitol	Tom Fears	3-4	.429	2-5	.286
1970	2-11-1	.179	4th-NFC West	Tom Fears (1-5-1)* J.D. Roberts (1-6)	2-5	.286	0-6-1	.071
1971	4-8-2	.357	4th-NFC West	J.D. Roberts	2-4-1	.357	2-4-1	.357
1972	2-11-1	.179	4th-NFC West	J.D. Roberts	2-5	.286	0-6-1	.071
1973	5-9	.357	3rd-NFC West	John North	5-2	.714	0-7	.000
1974	5-9	.357	3rd-NFC West	John North	4-3	.571	1-6	.167
1975	2-12	.143	4th-NFC West	John North (1-5)# Ernie Hefferle (1-7)	2-5	.286	0-7	.000
1976	4-10	.286	4th-NFC West	Hank Stram	2-5	.286	2-5	.286
1977	3-11	.214	4th-NFC West	Hank Stram	2-5	.286	1-6	.167
1978	7-9	.438	3rd-NFC West	Dick Nolan	3-5	.375	4-4	.500
1979	8-8	.500	2nd-NFC West	Dick Nolan	3-5	.375	5-3	.625
1980	1-15	.063	4th-NFC West	Dick Nolan (0-12)+ Dick Stanfel (1-3)	0-8	.000	1-7	.125
1981	4-12	.250	4th-NFC West	Bum Phillips	2-6	.250	2-6	.250
1982	4-5	.444	2nd-NFC West**	Bum Phillips	2-3	.400	2-2	.500
1983	8-8	.500	3rd-NFC West	Bum Phillips	5-3	.625	3-5	.375
1984	7-9	.438	3rd-NFC West	Bum Phillips	3-5	.375	4-4	.500
1985	5-11	.313	3rd-NFC West	Bum Phillips (4-8)~ Wade Phillips (1-3)	3-5	.375	2-6	.250
1986	7-9	.438	4th-NFC West	Jim Mora	4-4	.500	3-5	.375
1987	12-3	.800	2nd-NFC West	Jim Mora	6-1	.857	6-2	.750
NFC Wild Card Playoffs: vs. Minnesota, L 10-44								
1988	10-6	.625	3rd-NFC West	Jim Mora	5-3	.625	5-3	.625
1989	9-7	.563	3rd-NFC West	Jim Mora	5-3	.625	4-4	.500
1990	8-8	.500	2nd-NFC West	Jim Mora	5-3	.625	3-5	.375
NFC Wild Card Playoffs: at Chicago, L 6-16								
1991	11-5	.688	1st-NFC West	Jim Mora	6-2	.750	5-3	.625
NFC Wild Card Playoffs: vs. Atlanta, L 20-27								
1992	12-4	.750	2nd-NFC West	Jim Mora	6-2	.750	6-2	.750
NFC Wild Card Playoffs: vs. Philadelphia, L 20-36								
1993	8-8	.500	2nd-NFC West	Jim Mora	4-4	.500	4-4	.500
1994	7-9	.438	2nd-NFC West	Jim Mora	3-5	.375	4-4	.500
1995	7-9	.438	5th-NFC West	Jim Mora	4-4	.500	3-5	.375
1996	3-13	.188	5th-NFC West	Jim Mora (2-6) [†] Rick Venturi (1-7)	2-6	.250	1-7	.125
1997	6-10	.375	4th-NFC West	Mike Ditka	3-5	.375	3-5	.375
1998	6-10	.375	3rd-NFC West	Mike Ditka	4-4	.500	2-6	.250
1999	3-13	.188	5th-NFC West	Mike Ditka	3-5	.375	0-8	.000
2000	10-6	.625	1st-NFC West	Jim Haslett	3-5	.375	7-1	.875
NFC Wild Card Playoffs: vs. St. Louis Rams, W 31-28; NFC Divisional Playoff: at Minnesota, L 16-34								
2001	7-9	.438	3rd-NFC West	Jim Haslett	3-5	.375	4-4	.500
2002	9-7	.563	3rd-NFC West	Jim Haslett	4-4	.500	5-3	.625
2003	8-8	.500	2nd-NFC South	Jim Haslett	5-3	.625	3-5	.375
2004	8-8	.500	2nd-NFC South	Jim Haslett	3-5	.375	5-3	.625

YEAR-BY-YEAR RESULTS

2005	3-13	.188	4th-NFC South	Jim Haslett	1-7	.125	2-6	.250
2006	10-6	.625	1st-NFC South	Sean Payton	4-4	.500	6-2	.750
NFC Divisional Playoffs: vs. Philadelphia, W 27-24; NFC Championship: at Chicago, L 14-39								
2007	7-9	.438	3rd-NFC South	Sean Payton	3-5	.375	4-4	.500
2008	8-8	.500	4th-NFC South	Sean Payton	6-2	.750	2-6	.250
2009	13-3	.813	1st-NFC South	Sean Payton	6-2	.750	7-1	.875
NFC Divisional Playoffs: vs. Arizona, W 45-14; NFC Championship: vs. Minnesota, W 31-28 (OT); Super Bowl XLIV: vs. Indianapolis, W 31-17								
2010	11-5	.688	2nd-NFC South	Sean Payton	5-3	.625	6-2	.750
NFC Wild Card Playoffs: at Seattle, L 36-41								
2011	13-3	.813	1st-NFC South	Sean Payton	8-0	1.000	5-3	.625
NFC Wild Card Playoffs: vs. Detroit, W 45-28; NFC Divisional Playoffs: at San Francisco, L 32-36								
2012	7-9	.438	3rd-NFC South	Aaron Kromer (2-4) Joe Vitt (5-5)	4-4	.500	3-5	.375
2013	11-5	.688	2nd-NFC South	Sean Payton	8-0	1.000	3-5	.375
NFC Wild Card Playoffs: at Philadelphia, W 26-24; NFC Divisional Playoffs: at Seattle, L 14-23								
2014	7-9	.438	2nd-NFC South	Sean Payton	3-5	.375	4-4	.500
2015	7-9	.438	3rd-NFC South	Sean Payton	4-4	.500	3-5	.375
2016	7-9	.438	3rd-NFC South	Sean Payton	4-4	.500	3-5	.375
2017	11-5	.688	1st-NFC South	Sean Payton	7-1	.875	4-4	.500
NFC Wild Card Playoffs: vs. Carolina, W 31-26; NFC Divisional Playoffs: at Minnesota, L 24-29								
2018	13-3	.813	1st-NFC South	Sean Payton	6-2	.750	7-1	.875
NFC Divisional Playoffs: vs. Philadelphia, W 20-14; NFC Championship: vs. L.A. Rams, L 23-26 (OT)								
2019	13-3	.813	1st-NFC South	Sean Payton	6-2	.750	7-1	.875
NFC Wild Card Playoffs: vs. Minnesota, L 20-26 (OT)								

Regular Season

	Overall	Pct.	Home	Pct.	Road	Pct.
Totals Since 1967:	375-438-5	.462	203-205-1	.498	172-233-4	.425
Tulane Stadium (1967-74):			23-32-1	.420		
Mercedes-Benz Superdome (1975-2004, 2006-present):			179-165	.520		
Giants Stadium (2005):			0-1	.000		
San Antonio Alamodome (2005):			1-2	.333		
Tiger Stadium (2005):			0-4	.000		
Wembley Stadium (2008):			1-0	1.000		

Postseason

	Overall ⁵	Pct.	Home	Pct.	Road	Pct.
Totals	9-12	.429	7-5	.583	1-7	.125

⁵ - includes Super Bowl XLIV (neutral site).

SERIES RECORDS

REGULAR SEASON (Home Games in Bold)

Arizona Cardinals (15-15-0)

Date	W/L	Score	Site	Attendance
12/3/67	L	20-31	Busch Stadium	41,171
9/29/68	L	20-21	Tulane Stadium	79,021
10/27/68	L	17-31	Busch Stadium	45,476
11/2/69	W	51-42	Busch Stadium	46,718
10/11/70	L	17-24	Busch Stadium	45,294
12/8/74	W	14-0	Tulane Stadium	57,152
10/23/77	L	31-49	Busch Stadium	48,417
10/5/80	L	7-40	Louisiana Superdome	45,388
12/6/81	L	3-30	Busch Stadium	46,923
9/12/82	L	7-21	Louisiana Superdome	58,673
9/4/83	W	28-17	Louisiana Superdome	60,430
9/23/84	W	34-24	Louisiana Superdome	58,723
12/8/85	L	16-28	Busch Stadium	29,527
11/16/86	W	16-7	Busch Stadium	32,069
10/11/87	L	19-24	Busch Stadium	11,795
9/23/90	W	28-7	Louisiana Superdome	61,110
12/22/91	W	27-3	Sun Devil Stadium	30,928
10/18/92	W	30-21	Sun Devil Stadium	27,735
10/31/93	W	20-17	Sun Devil Stadium	36,778
9/22/96	L	14-28	Louisiana Superdome	34,316
12/14/97	W	27-10	Louisiana Superdome	45,517
12/20/98	L	17-19	Sun Devil Stadium	51,617
10/29/00	W	21-10	Sun Devil Stadium	35,016
10/30/04	L	10-34	Sun Devil Stadium	29,109
12/16/07	W	31-24	Louisiana Superdome	70,007
10/10/10	L	20-30	Univ. of Phoenix Stadium	62,621
9/22/13	W	31-7	Mercedes-Benz Superdome	73,057
9/13/15	L	19-31	Univ. of Phoenix Stadium	62,903
12/18/16	W	48-41	Univ. of Phoenix Stadium	65,072
10/27/19	W	31-9	Mercedes-Benz Superdome	73,064

Atlanta Falcons (49-52-0)

11/26/67	W	27-24	Tulane Stadium	83,437
12/7/69	L	17-45	Atlanta Stadium	51,021
9/20/70	L	3-14	Tulane Stadium	77,042
10/25/70	L	14-32	Atlanta Stadium	58,850
10/24/71	L	6-28	Atlanta Stadium	58,850
12/19/71	L	20-24	Tulane Stadium	75,954
10/15/72	L	14-21	Tulane Stadium	66,294
11/12/72	L	20-36	Atlanta Stadium	58,850
9/16/73	L	7-62	Atlanta Stadium	66,428
12/16/73	L	10-14	Atlanta Stadium	34,147
9/29/74	W	14-13	Tulane Stadium	62,273
10/20/74	W	13-3	Atlanta Stadium	47,217
10/5/75	L	7-14	Atlanta Stadium	29,444
11/2/75	W	23-7	Louisiana Superdome	49,342
10/10/76	W	30-0	Louisiana Superdome	51,521
10/31/76	L	20-23	Atlanta-Fulton Co. Std.	34,127
11/20/77	W	21-20	Louisiana Superdome	43,135
12/18/77	L	7-35	Atlanta-Fulton Co. Std.	36,895
11/12/78	L	17-20	Louisiana Superdome	70,323
11/26/78	L	17-20	Atlanta-Fulton Co. Std.	55,121
9/2/79	L	34-40	Atlanta Superdome	70,940
11/25/79	W	37-6	Atlanta-Fulton Co. Std.	42,815
10/19/80	L	14-41	Louisiana Superdome	62,651
11/16/80	L	13-31	Atlanta-Fulton Co. Std.	53,871
9/6/81	L	0-27	Atlanta-Fulton Co. Std.	57,406
11/1/81	L	10-41	Louisiana Superdome	63,637
12/12/82	L	0-35	Atlanta-Fulton Co. Std.	39,535
1/2/83	W	35-6	Louisiana Superdome	47,336
10/9/83	W	19-17	Atlanta-Fulton Co. Std.	51,654
11/6/83	W	27-10	Louisiana Superdome	67,062
9/2/84	L	28-36	Louisiana Superdome	66,652
11/11/84	W	17-13	Atlanta-Fulton Co. Std.	40,590
10/20/85	L	24-31	Atlanta-Fulton Co. Std.	44,784
12/22/85	L	10-16	Louisiana Superdome	37,717
9/7/86	L	10-31	Louisiana Superdome	67,950
12/14/86	W	14-9	Atlanta-Fulton Co. Std.	39,994
11/1/87	W	38-0	Atlanta-Fulton Co. Std.	42,196

9/11/88	W	29-21	Atlanta-Fulton Co. Std.	48,901
12/18/88	W	10-9	Louisiana Superdome	60,566
10/29/89	W	20-13	Louisiana Superdome	65,153
11/19/89	W	26-17	Atlanta-Fulton Co. Std.	53,173
10/7/90	L	17-28	Atlanta-Fulton Co. Std.	57,401
11/25/90	W	10-7	Louisiana Superdome	68,629
9/29/91	W	27-6	Atlanta-Fulton Co. Std.	56,556
11/24/91	L	20-23	ot Louisiana Superdome	68,591
9/20/92	W	10-7	Georgia Dome	67,328
12/3/92	W	22-14	Louisiana Superdome	68,591
9/12/93	W	34-31	Georgia Dome	64,287
10/24/93	L	15-26	Louisiana Superdome	69,043
11/13/94	W	33-32	Louisiana Superdome	60,313
12/11/94	W	29-20	Georgia Dome	61,307
9/17/95	L	24-27	ot Louisiana Superdome	57,442
12/10/95	L	14-19	Georgia Dome	54,603
11/17/96	L	15-17	Georgia Dome	43,119
12/8/96	L	15-31	Louisiana Superdome	32,923
10/12/97	L	17-23	Louisiana Superdome	65,619
11/23/97	L	3-20	Georgia Dome	48,620
10/18/98	L	23-31	Georgia Dome	60,774
12/13/98	L	17-27	Louisiana Superdome	61,678
10/10/99	L	17-20	Louisiana Superdome	57,289
12/5/99	L	12-35	Georgia Dome	62,568
10/22/00	W	21-19	Georgia Dome	56,508
12/17/00	W	23-7	Louisiana Superdome	64,900
10/21/01	L	13-20	Louisiana Superdome	70,020
12/9/01	W	28-10	Georgia Dome	68,826
10/27/02	L	35-37	Louisiana Superdome	67,883
11/17/02	L	17-24	Georgia Dome	70,382
10/19/03	W	45-17	Georgia Dome	70,837
11/16/03	W	23-20	ot Louisiana Superdome	68,432
11/28/04	L	21-24	Georgia Dome	70,521
12/26/04	W	26-13	Louisiana Superdome	64,900
10/16/05	L	31-34	Alamodome	65,562
12/12/05	L	17-36	Georgia Dome	70,083
9/25/06	W	23-3	Louisiana Superdome	70,003
11/26/06	W	31-13	Georgia Dome	70,933
10/21/07	W	22-16	Louisiana Superdome	69,994
12/10/07	W	34-14	Georgia Dome	69,553
11/9/08	L	20-34	Georgia Dome	64,826
12/7/08	W	29-25	Louisiana Superdome	70,011
11/2/09	W	35-27	Louisiana Superdome	70,088
12/13/09	W	26-23	Georgia Dome	68,930
9/26/10	L	24-27	ot Louisiana Superdome	70,051
12/27/10	W	17-14	Georgia Dome	70,144
11/13/11	W	26-23	ot Georgia Dome	70,359
12/26/11	W	45-16	Mercedes-Benz Superdome	73,085
11/11/12	W	31-27	Mercedes-Benz Superdome	73,126
11/29/12	L	13-23	Georgia Dome	70,514
9/8/13	W	23-17	Mercedes-Benz Superdome	72,348
11/21/13	W	17-13	Georgia Dome	70,422
9/7/14	L	34-37	ot Georgia Dome	70,706
12/21/14	L	14-30	Mercedes-Benz Superdome	73,164
10/15/15	W	31-21	Mercedes-Benz Superdome	73,018
1/3/16	W	20-17	Georgia Dome	69,699
9/26/16	L	32-45	Mercedes-Benz Superdome	73,003
1/1/17	L	32-38	Georgia Dome	70,835
12/7/17	L	17-20	Mercedes-Benz Stadium	72,866
12/24/17	W	23-13	Mercedes-Benz Superdome	73,188
9/23/18	W	43-37	ot Mercedes-Benz Stadium	74,457
11/22/18	W	31-17	Mercedes-Benz Superdome	73,017
11/10/19	L	9-26	Mercedes-Benz Superdome	73,283
11/28/19	W	26-18	Mercedes-Benz Stadium	71,993

Baltimore Ravens (2-5-0)

9/29/96	L	10-17	Memorial Stadium	61,063
12/19/99	L	8-31	PSINet Stadium	67,597
12/8/02	W	37-25	Ravens Stadium	69,334
10/29/06	L	22-35	Louisiana Superdome	69,152
12/19/10	L	24-30	M&T Bank Stadium	71,432
11/24/14	L	27-34	Mercedes-Benz Superdome	73,373
10/21/18	W	24-23	M&T Bank Stadium	70,639

SERIES RECORDS

Buffalo Bills (7-4-0)

11/4/73	W	13-0	Tulane Stadium	74,770
9/21/80	L	26-35	Louisiana Superdome	51,154
10/30/83	L	21-27	Rich Stadium	49,413
12/10/89	W	22-19	Rich Stadium	70,037
12/20/92	L	16-20	Louisiana Superdome	68,591
12/27/98	L	33-45	Louisiana Superdome	39,707
9/9/01	W	24-6	Ralph Wilson Stadium	71,447
10/2/05	W	19-7	Alamodome	58,688
9/27/09	W	27-7	Ralph Wilson Stadium	70,261
10/27/13	W	35-17	Mercedes-Benz Superdome	72,405
11/12/17	W	47-10	New Era Field	67,501

Carolina Panthers (25-25-0)

10/22/95	L	3-20	Clemson Memorial Std.	55,484
11/26/95	W	34-26	Louisiana Superdome	39,580
9/8/96	L	20-22	Louisiana Superdome	43,288
10/20/96	L	7-19	Ericsson Stadium	70,888
10/19/97	L	0-13	Louisiana Superdome	50,963
11/30/97	W	16-13	Ericsson Stadium	57,957
9/13/98	W	19-14	Louisiana Superdome	51,915
11/1/98	L	17-31	Ericsson Stadium	62,514
9/12/99	W	19-10	Louisiana Superdome	58,166
1/2/00	L	13-45	Ericsson Stadium	56,929
10/15/00	W	24-6	Louisiana Superdome	50,015
11/12/00	W	20-10	Ericsson Stadium	72,981
10/14/01	W	27-25	Ericsson Stadium	72,049
12/2/01	W	27-23	Louisiana Superdome	70,020
11/10/02	W	34-24	Ericsson Stadium	72,566
12/29/02	L	6-10	Louisiana Superdome	66,946
10/5/03	L	13-19	Ericsson Stadium	72,496
12/26/03	L	20-23	Louisiana Superdome	68,370
10/05/04	L	21-32	Louisiana Superdome	58,878
1/2/05	W	21-18	Bank of America Stadium	73,302
9/11/05	W	23-20	Bank of America Stadium	72,920
12/18/05	L	10-27	Tiger Stadium	32,551
10/1/06	L	18-21	Bank of America Stadium	73,392
12/31/06	L	21-31	Louisiana Superdome	69,569
10/7/07	L	13-16	Louisiana Superdome	70,001
11/25/07	W	31-6	Bank of America Stadium	72,032
10/19/08	L	7-30	Bank of America Stadium	73,687
12/28/08	L	31-33	Louisiana Superdome	69,999
11/8/09	W	30-20	Louisiana Superdome	70,011
1/3/10	L	10-23	Bank of America Stadium	73,047
10/3/10	W	16-14	Louisiana Superdome	70,016
11/7/10	W	34-3	Bank of America Stadium	73,191
10/9/11	W	30-27	Bank of America Stadium	72,679
11/1/12	W	45-17	Mercedes-Benz Superdome	73,065
9/16/12	L	27-35	Bank of America Stadium	72,879
12/30/12	L	38-44	Mercedes-Benz Superdome	73,124
12/8/13	W	31-13	Mercedes-Benz Superdome	73,089
12/22/13	L	13-17	Bank of America Stadium	73,825
10/30/14	W	28-10	Bank of America Stadium	73,663
12/7/14	L	10-41	Mercedes-Benz Superdome	73,006
9/27/15	L	22-27	Bank of America Stadium	73,402
12/6/15	L	38-41	Mercedes-Benz Superdome	73,097
10/16/16	W	41-38	Mercedes-Benz Superdome	73,138
11/17/16	L	20-23	Bank of America Stadium	73,288
9/24/17	W	34-13	Bank of America Stadium	73,775
12/3/17	W	31-21	Mercedes-Benz Superdome	73,171
12/17/18	W	12-9	Bank of America Stadium	74,188
12/30/18	L	14-33	Mercedes-Benz Superdome	73,028
11/24/19	W	34-31	Mercedes-Benz Superdome	73,068
12/29/19	W	42-10	Bank of America Stadium	72,203

Chicago Bears (16-13-0)

12/1/68	L	17-23	Tulane Stadium	78,285
12/20/70	L	3-24	Tulane Stadium	63,518
10/10/71	L	14-35	Soldier Field	55,049
10/7/73	W	21-16	Tulane Stadium	56,561

10/6/74	L	10-24	Soldier Field	45,818
12/21/75	L	17-42	Louisiana Superdome	33,371
10/2/77	W	42-24	Soldier Field	51,488
9/14/80	L	3-22	Soldier Field	62,523
9/19/82	W	10-0	Soldier Field	56,600
9/18/83	W	34-31	Louisiana Superdome	64,692
10/7/84	L	7-20	Soldier Field	53,752
10/18/87	W	19-17	Soldier Field	46,813
10/27/91	L	17-20	Louisiana Superdome	68,591
9/13/92	W	28-6	Louisiana Superdome	68,591
10/9/94	L	7-17	Soldier Field	63,822
10/13/96	W	27-24	Louisiana Superdome	43,512
10/5/97	W	20-17	Soldier Field	58,865
10/3/99	L	10-14	Soldier Field	66,944
10/8/00	W	31-10	Soldier Field	66,944
9/22/02	W	29-23	Memorial Stadium	63,216
10/12/03	W	20-13	Louisiana Superdome	68,390
11/6/05	L	17-20	Tiger Stadium	32,637
12/30/07	L	25-33	Soldier Field	62,064
12/11/08	L	24-27	Soldier Field	61,692
9/18/11	W	30-13	Louisiana Superdome	73,019
10/6/13	W	26-18	Soldier Field	62,361
12/15/14	W	31-15	Soldier Field	60,996
10/29/17	W	20-12	Mercedes-Benz Superdome	73,192
10/20/19	W	36-25	Soldier Field	62,306

Cincinnati Bengals (7-7-0)

11/29/70	L	6-26	Riverfront Stadium	59,342
9/28/75	L	0-21	Louisiana Superdome	52,531
9/24/78	W	20-18	Riverfront Stadium	40,455
10/25/81	W	17-7	Louisiana Superdome	46,336
12/9/84	L	21-24	Louisiana Superdome	40,855
12/20/87	W	41-24	Riverfront Stadium	43,424
11/4/90	W	21-7	Riverfront Stadium	60,067
1/2/94	W	20-13	Louisiana Superdome	58,036
9/15/96	L	15-30	Riverfront Stadium	45,412
12/22/02	L	13-20	Paul Brown Stadium	43,544
11/19/06	L	16-31	Louisiana Superdome	68,001
12/5/10	W	34-30	Paul Brown Stadium	59,963
11/16/14	L	10-27	Mercedes-Benz Superdome	73,073
11/11/18	W	51-14	Paul Brown Stadium	52,492

Cleveland Browns (5-13-0)

10/1/67	L	7-42	Tulane Stadium	77,045
9/15/68	L	10-24	Tulane Stadium	74,215
11/10/68	L	17-35	Municipal Stadium	71,025
10/12/69	L	17-27	Tulane Stadium	71,274
12/12/71	L	17-21	Tulane Stadium	72,794
11/30/75	L	16-17	Municipal Stadium	44,753
10/8/78	L	16-24	Louisiana Superdome	50,158
10/18/81	L	17-20	Municipal Stadium	76,059
10/28/84	W	16-14	Municipal Stadium	52,489
9/13/87	W	28-21	Louisiana Superdome	59,900
10/14/90	W	25-20	Louisiana Superdome	68,608
12/5/93	L	13-17	Municipal Stadium	60,388
10/31/99	L	16-21	Louisiana Superdome	48,817
11/24/02	L	15-24	Louisiana Superdome	68,295
9/10/06	W	19-14	Cleveland Browns Stadium	72,915
10/24/10	L	17-30	Louisiana Superdome	70,077
9/14/14	L	24-26	FirstEnergy Stadium	67,407
9/16/18	W	21-18	Mercedes-Benz Superdome	73,086

Dallas Cowboys (13-17-0)

10/15/67	L	10-14	Cotton Bowl	64,128
11/12/67	L	10-27	Tulane Stadium	83,437
11/3/68	L	3-17	Tulane Stadium	84,728
9/28/69	L	17-21	Tulane Stadium	79,567
11/9/69	L	17-33	Cotton Bowl	68,282
10/17/71	W	24-14	Tulane Stadium	83,088

SERIES RECORDS

9/24/73	L	3-40	Texas Stadium	52,715
9/19/76	L	6-24	Louisiana Superdome	61,413
11/19/78	L	7-27	Texas Stadium	57,920
12/19/82	L	7-21	Texas Stadium	64,506
9/25/83	L	20-21	Texas Stadium	62,136
10/21/84	L	27-30 ot	Texas Stadium	50,966
10/3/88	W	20-17	Louisiana Superdome	68,474
9/10/89	W	28-0	Louisiana Superdome	66,977
12/2/90	L	13-17	Texas Stadium	60,087
12/8/91	L	14-23	Texas Stadium	64,530
12/19/94	L	16-24	Louisiana Superdome	67,323
12/6/98	W	22-3	Louisiana Superdome	65,065
12/24/99	W	31-24	Louisiana Superdome	47,835
12/28/03	W	13-7	Louisiana Superdome	68,451
12/12/04	W	27-13	Texas Stadium	64,056
12/10/06	W	42-17	Texas Stadium	63,722
12/19/09	L	17-24	Louisiana Superdome	70,213
11/25/10	W	30-27	Cowboys Stadium	93,985
12/23/12	W	34-31 ot	Cowboys Stadium	92,570
11/10/13	W	49-17	Mercedes-Benz Superdome	73,018
9/28/14	L	17-38	AT&T Stadium	91,176
10/4/15	W	26-20 ot	Mercedes-Benz Superdome	73,009
11/29/18	L	10-13	AT&T Stadium	93,004
9/29/19	W	12-10	Mercedes-Benz Superdome	73,086

Denver Broncos (2-9-0)

11/22/70	L	6-31	Tulane Stadium	66,837
10/13/74	L	17-33	Mile High Stadium	51,881
11/4/79	L	3-10	Mile High Stadium	74,482
9/15/85	L	23-34	Mile High Stadium	74,488
11/20/88	W	42-0	Louisiana Superdome	68,075
12/24/94	W	30-28	Mile High Stadium	64,445
12/3/00	L	23-38	Louisiana Superdome	64,900
11/21/04	L	13-34	Louisiana Superdome	64,900
9/21/08	L	32-34	INVESCO Field	75,713
10/28/12	L	14-34	Sports Auth.Fld.at Mile High	76,832
11/13/16	L	23-25	Mercedes-Benz Superdome	73,138

Detroit Lions (12-12-1)

11/24/68	T	20-20	Tiger Stadium	46,152
11/8/70	W	19-17	Tulane Stadium	66,910
11/19/72	L	14-27	Tiger Stadium	53,752
10/14/73	W	20-13	Tulane Stadium	57,810
11/3/74	L	14-19	Tiger Stadium	43,256
11/14/76	W	17-16	Louisiana Superdome	42,048
9/25/77	L	19-23	Silverdome	51,458
10/21/79	W	17-7	Louisiana Superdome	57,428
10/12/80	L	13-24	Silverdome	78,147
9/18/88	W	22-14	Silverdome	32,943
12/3/89	L	14-21	Silverdome	38,550
10/28/90	L	10-27	Louisiana Superdome	64,368
10/4/92	W	13-7	Silverdome	66,971
9/19/93	W	14-3	Louisiana Superdome	69,039
9/21/97	W	35-17	Louisiana Superdome	50,016
9/3/00	L	10-14	Louisiana Superdome	64,900
9/29/02	L	21-26	Ford Field	60,023
12/24/05	L	12-13	Alamodome	63,747
12/21/08	W	42-7	Ford Field	49,309
9/13/09	W	45-27	Louisiana Superdome	69,719
12/4/11	W	31-17	Mercedes-Benz Superdome	73,042
10/19/14	L	23-24	Ford Field	63,271
12/21/15	L	27-35	Mercedes-Benz Superdome	73,017
12/4/16	L	13-28	Mercedes-Benz Superdome	73,137
10/15/17	W	52-38	Mercedes-Benz Superdome	73,117

Green Bay Packers (9-16-0)

11/17/68	L	7-29	Milwaukee County Std.	49,644
11/28/71	W	29-21	Milwaukee County Std.	48,035
12/17/72	L	20-30	Tulane Stadium	65,881

12/2/73	L	10-30	Milwaukee County Std.	46,092
10/12/75	W	20-19	Louisiana Superdome	51,371
11/7/76	L	27-32	Milwaukee County Std.	52,936
9/18/77	L	20-24	Louisiana Superdome	56,250
9/10/78	L	17-28	Milwaukee County Std.	54,336
9/9/79	L	19-28	Milwaukee County Std.	53,184
12/13/81	L	7-35	Louisiana Superdome	45,518
11/4/84	L	13-23	Louisiana Superdome	57,426
11/17/85	L	14-38	Milwaukee County Std.	52,104
9/14/86	W	24-10	Louisiana Superdome	46,383
12/27/87	W	33-24	Louisiana Superdome	68,364
9/17/89	L	34-35	Lambeau Field	55,809
11/14/93	L	17-19	Louisiana Superdome	69,043
12/16/95	L	23-34	Louisiana Superdome	50,132
9/15/02	W	35-20	Louisiana Superdome	67,958
10/9/05	L	3-52	Lambeau Field	70,580
9/17/06	W	34-27	Lambeau Field	72,915
11/24/08	W	51-29	Louisiana Superdome	70,668
9/8/11	L	34-42	Lambeau Field	70,555
9/30/12	L	27-28	Lambeau Field	70,571
10/26/14	W	44-23	Louisiana Superdome	73,146
11/12/17	W	26-17	Lambeau Field	78,380

Houston Texans (3-2-0)

9/14/03	W	31-10	Louisiana Superdome	68,390
11/18/07	L	10-23	Reliant Stadium	70,780
9/25/11	W	40-33	Louisiana Superdome	73,002
11/29/15	L	6-24	NRG Stadium	71,778
9/9/19	W	30-28	Mercedes-Benz Superdome	73,039

Indianapolis Colts (8-5-0)

12/10/67	L	10-30	Memorial Stadium	60,238
10/19/69	L	10-30	Tulane Stadium	80,636
9/30/73	L	10-14	Memorial Stadium	52,293
10/12/86	W	17-14	Hoosier Dome	53,512
12/24/89	W	41-6	Louisiana Superdome	49,009
11/12/95	W	17-14	Louisiana Superdome	44,122
9/27/98	W	19-13 ot	RCA Dome	48,480
11/18/01	W	34-20	Louisiana Superdome	70,020
9/28/03	L	21-55	Louisiana Superdome	70,020
9/6/07	L	10-41	RCA Dome	57,361
10/23/11	W	62-7	Mercedes-Benz Superdome	73,012
10/25/15	W	27-21	Lucas Oil Stadium	66,420
12/16/19	W	34-7	Mercedes-Benz Superdome	73,053

Jacksonville Jaguars (5-2-0)

10/6/96	W	17-13	Louisiana Superdome	34,231
11/21/99	L	23-41	ALLTEL Stadium	69,772
12/21/03	L	19-20	ALLTEL Stadium	49,207
11/4/07	W	41-24	Louisiana Superdome	70,009
10/2/11	W	23-10	EverBank Field	62,471
12/27/15	W	38-27	Mercedes-Benz Superdome	73,064
10/13/19	W	13-6	TIAA Bank Field	63,341

Kansas City Chiefs (5-6-0)

9/25/72	L	17-20	Tulane Stadium	70,793
9/26/76	W	27-17	Arrowhead Stadium	53,918
11/21/82	W	27-17	Louisiana Superdome	39,341
9/8/85	L	27-47	Louisiana Superdome	57,760
9/8/91	W	17-10	Arrowhead Stadium	74,816
9/4/94	L	17-30	Louisiana Superdome	69,362
12/21/97	L	13-25	Arrowhead Stadium	66,772
11/14/04	W	27-20	Louisiana Superdome	64,900
11/16/08	W	30-20	Arrowhead Stadium	74,159
9/23/12	L	24-27 ot	Mercedes-Benz Superdome	72,226
10/23/16	L	21-27	Arrowhead Stadium	76,282

SERIES RECORDS

Los Angeles Chargers (5-7-0)

11/18/73	L	14-17	San Diego Stadium	34,848
10/9/77	L	0-14	Louisiana Superdome	53,942
12/9/79	L	0-35	Louisiana Superdome	61,059
10/9/88	W	23-17	Jack Murphy Stadium	42,693
11/17/91	L	21-24	Jack Murphy Stadium	48,420
10/16/94	L	22-36	Louisiana Superdome	50,565
9/7/97	L	6-20	Louisiana Superdome	65,760
9/10/00	W	28-27	Qualcomm Stadium	51,300
11/7/04	L	17-43	Qualcomm Stadium	59,662
10/26/08	W	37-32	Wembley Stadium	83,226
10/7/12	W	31-24	Mercedes-Benz Superdome	73,109
10/2/16	W	35-34	Qualcomm Stadium	60,641

Los Angeles Rams (33-42-0)

9/17/67	L	13-27	Tulane Stadium	80,879
10/5/69	L	17-36	L.A. Memorial Col.	54,789
11/1/70	L	17-30	Tulane Stadium	77,861
12/6/70	L	16-34	L.A. Memorial Col.	66,410
9/19/71	W	24-20	Tulane Stadium	70,915
12/5/71	L	28-45	L.A. Memorial Col.	73,610
9/17/72	L	14-34	L.A. Memorial Col.	66,303
11/26/72	W	19-16	Tulane Stadium	64,325
11/11/73	L	7-29	L.A. Memorial Col.	70,358
11/25/73	L	13-24	Tulane Stadium	67,192
9/22/74	L	0-24	L.A. Memorial Col.	64,178
11/17/74	W	20-7	Tulane Stadium	57,287
10/26/75	L	14-38	L.A. Memorial Col.	54,723
12/7/75	L	7-14	Louisiana Superdome	39,958
10/24/76	L	10-16	Louisiana Superdome	51,984
11/28/76	L	14-33	L.A. Memorial Col.	54,906
10/16/77	L	7-14	L.A. Memorial Col.	46,045
10/30/77	W	27-26	Louisiana Superdome	59,023
10/1/78	L	20-26	Louisiana Superdome	61,659
10/22/78	W	10-3	L.A. Memorial Col.	47,574
10/7/79	L	17-35	Louisiana Superdome	68,986
12/16/79	W	29-14	L.A. Memorial Col.	53,879
11/2/80	L	31-45	Anaheim Stadium	59,909
11/24/80	L	7-27	Louisiana Superdome	53,448
9/13/81	W	23-17	Louisiana Superdome	62,063
11/8/81	W	21-13	Anaheim Stadium	61,068
9/11/83	L	27-30	Anaheim Stadium	45,572
12/18/83	L	24-26	Louisiana Superdome	70,148
10/14/84	L	10-28	Louisiana Superdome	63,161
12/2/84	L	21-34	Anaheim Stadium	49,348
11/3/85	L	10-28	Anaheim Stadium	49,030
12/1/85	W	29-3	Louisiana Superdome	44,122
11/9/86	W	6-0	Louisiana Superdome	62,352
11/23/86	L	13-26	Anaheim Stadium	58,600
10/4/87	W	37-10	Louisiana Superdome	29,745
11/8/87	W	31-14	Anaheim Stadium	43,379
10/30/88	L	10-12	Louisiana Superdome	68,238
11/13/88	W	14-10	Anaheim Stadium	63,305
10/22/89	W	40-21	Anaheim Stadium	57,567
11/26/89	L	17-20	Louisiana Superdome	64,274
12/9/90	W	24-20	Anaheim Stadium	56,864
12/31/90	W	20-17	Louisiana Superdome	68,647
9/15/91	W	24-7	Louisiana Superdome	68,583
11/3/91	W	24-17	Anaheim Stadium	58,713
10/11/92	W	13-10	Louisiana Superdome	68,591
12/13/92	W	37-14	Anaheim Stadium	47,355
10/3/93	W	37-6	Anaheim Stadium	50,709
12/12/93	L	20-23	Louisiana Superdome	69,033
10/23/94	W	37-34	Louisiana Superdome	47,908
12/4/94	W	31-15	Anaheim Stadium	34,960
9/10/95	L	13-17	Busch Stadium	59,335
11/5/95	W	19-10	Louisiana Superdome	43,120
12/1/96	L	10-26	Louisiana Superdome	26,310
12/21/96	L	13-14	Trans World Dome	57,681
8/31/97	L	24-38	Trans World Dome	64,575
12/7/97	L	27-34	Louisiana Superdome	54,803
9/6/98	W	24-17	Trans World Dome	56,943

11/15/98	W	24-3	Louisiana Superdome	46,430
11/28/99	L	12-43	Trans World Dome	65,864
12/12/99	L	14-30	Louisiana Superdome	46,838
11/26/00	W	31-24	Trans World Dome	66,064
12/24/00	L	21-26	Louisiana Superdome	64,900
10/28/01	W	34-31	Dome at America's Cen.	66,189
12/17/01	L	21-34	Louisiana Superdome	70,332
9/26/04	W	28-25 ot	Edward Jones Dome	65,856
10/23/05	L	17-28	Edward Jones Dome	64,586
11/11/07	L	29-37	Louisiana Superdome	70,003
11/15/09	W	28-23	Edward Jones Dome	59,858
12/12/10	W	31-13	Louisiana Superdome	70,015
10/30/11	L	21-31	Edward Jones Dome	57,179
12/15/13	L	16-27	Edward Jones Dome	58,442
11/27/16	W	49-21	Mercedes-Benz Superdome	73,067
11/26/17	L	20-26	L.A. Memorial Col.	62,006
11/4/18	W	45-35	Mercedes-Benz Superdome	73,086
9/15/19	L	9-27	L.A. Memorial Col.	71,460

Miami Dolphins (6-6-0)

11/15/70	L	10-21	Orange Bowl	42,866
11/10/74	L	0-21	Tulane Stadium	74,289
9/28/80	L	16-21	Orange Bowl	40,946
10/2/83	W	17-7	Louisiana Superdome	66,489
12/7/86	L	27-31	Louisiana Superdome	64,761
11/29/92	W	24-13	Louisiana Superdome	68,591
10/15/95	W	33-30	Louisiana Superdome	55,628
11/29/98	L	10-30	Pro Player Stadium	73,216
10/30/05	L	6-21	Tiger Stadium	61,643
10/25/09	W	46-34	LandShark Stadium	66,689
9/30/13	W	38-17	Mercedes-Benz Superdome	73,118
10/1/17	W	20-0	Wembley Stadium	84,423

Minnesota Vikings (11-19-0)

10/13/68	W	20-17	Tulane Stadium	71,105
9/27/70	L	0-26	Metropolitan Stadium	47,900
11/21/71	L	10-23	Tulane Stadium	83,130
11/5/72	L	6-37	Metropolitan Stadium	49,784
12/1/74	L	9-29	Metropolitan Stadium	44,202
11/16/75	L	7-20	Louisiana Superdome	52,765
9/12/76	L	9-40	Louisiana Superdome	58,156
9/3/78	W	31-24	Louisiana Superdome	54,187
11/30/80	L	20-23	Louisiana Superdome	30,936
11/15/81	L	10-20	Metropolitan Stadium	45,215
11/27/83	W	17-16	Louisiana Superdome	59,502
11/24/85	W	30-23	Metrodome	54,117
12/21/86	L	17-33	Metrodome	51,209
12/4/88	L	3-45	Metrodome	61,215
9/16/90	L	3-32	Metrodome	56,272
9/22/91	W	26-0	Louisiana Superdome	68,591
11/28/93	W	17-14	Metrodome	53,030
11/6/94	L	20-21	Metrodome	57,564
11/19/95	L	24-43	Metrodome	58,108
11/8/98	L	24-31	Metrodome	63,779
10/7/01	W	28-15	Louisiana Superdome	70,020
12/15/02	L	31-32	Louisiana Superdome	67,851
10/17/04	L	31-38	Louisiana Superdome	64,900
9/25/05	L	16-33	Metrodome	63,952
10/6/08	L	27-30	Louisiana Superdome	70,015
9/9/10	W	14-9	Louisiana Superdome	70,051
12/18/11	W	42-20	Mall of America Field	62,623
9/21/14	W	20-9	Mercedes-Benz Superdome	73,005
9/11/17	L	19-29	U.S. Bank Stadium	66,606
10/28/18	W	30-20	U.S. Bank Stadium	66,801

New England Patriots (4-10-0)

12/10/72	L	10-17	Tulane Stadium	64,889
12/5/76	L	6-27	Schaefer Stadium	53,592
12/21/80	L	27-38	Louisiana Superdome	38,277

SERIES RECORDS

12/4/83	L	0-7	Sullivan Stadium	24,579
11/30/86	L	20-21	Louisiana Superdome	58,259
11/12/89	W	28-24	Sullivan Stadium	47,680
11/8/92	W	31-14	Foxboro Stadium	45,413
12/3/95	W	31-17	Foxboro Stadium	59,876
10/4/98	L	27-30	Louisiana Superdome	56,172
11/25/01	L	17-34	Foxboro Stadium	60,292
11/20/05	L	17-24	Gillette Stadium	68,756
11/30/09	W	38-17	Louisiana Superdome	70,768
10/13/13	L	27-30	Gillette Stadium	68,756
9/17/17	L	20-36	Mercedes-Benz Superdome	73,168

New York Giants (14-16-0)

10/8/67	L	21-27	Yankee Stadium	62,670
10/6/68	L	21-38	Yankee Stadium	60,967
11/16/69	W	25-24	Yankee Stadium	62,927
10/4/70	W	14-10	Tulane Stadium	69,126
10/8/72	L	21-45	Yankee Stadium	62,507
12/14/75	L	14-28	Shea Stadium	40,150
10/29/78	W	28-17	Louisiana Superdome	58,807
9/30/79	W	24-14	Louisiana Superdome	51,543
9/20/81	L	7-20	Giants Stadium	69,814
12/15/84	W	10-3	Giants Stadium	63,739
10/27/85	L	13-21	Louisiana Superdome	54,082
9/28/86	L	17-20	Giants Stadium	72,769
11/22/87	W	23-14	Louisiana Superdome	67,639
11/27/88	L	12-13	Louisiana Superdome	66,526
12/20/93	L	14-24	Louisiana Superdome	69,036
10/2/94	W	27-22	Louisiana Superdome	55,076
9/24/95	L	29-45	Giants Stadium	72,619
12/15/96	W	17-3	Giants Stadium	52,530
9/28/97	L	9-14	Giants Stadium	68,891
10/24/99	L	3-31	Giants Stadium	77,982
9/30/01	L	13-21	Giants Stadium	78,451
12/14/03	W	45-7	Louisiana Superdome	68,399
9/19/05	L	10-27	Giants Stadium	68,031
12/24/06	W	30-7	Giants Stadium	78,539
10/18/09	W	48-27	Louisiana Superdome	70,011
11/28/11	W	49-24	Mercedes-Benz Superdome	73,068
12/9/12	L	27-52	MetLife Stadium	81,437
11/1/15	W	52-49	Mercedes-Benz Superdome	73,019
9/18/16	L	13-16	MetLife Stadium	77,727
9/30/18	W	33-18	MetLife Stadium	78,213

New York Jets (7-6-0)

12/3/72	L	17-18	Shea Stadium	62,496
12/4/77	L	13-16	Louisiana Superdome	40,464
12/14/80	W	21-20	Shea Stadium	38,077
11/21/83	L	28-31	Louisiana Superdome	68,606
10/26/86	L	23-28	Giants Stadium	44,246
10/15/89	W	29-14	Louisiana Superdome	59,521
12/26/92	W	20-0	Giants Stadium	45,614
12/24/95	W	12-0	Giants Stadium	28,885
11/4/01	L	9-16	Louisiana Superdome	70,020
11/27/05	W	21-19	Giants Stadium	77,152
10/4/09	W	24-10	Louisiana Superdome	70,009
11/3/13	L	20-26	MetLife Stadium	76,957
12/17/17	W	31-19	Mercedes-Benz Superdome	73,018

Oakland Raiders (6-6-1)

11/7/71	T	21-21	Tulane Stadium	83,102
11/9/75	L	10-48	Oakland Coliseum	51,267
12/3/79	L	35-42	Louisiana Superdome	65,541
10/13/85	L	13-23	L.A. Memorial Col.	48,152
10/23/88	W	20-6	Louisiana Superdome	66,249
12/16/91	W	27-0	Louisiana Superdome	68,625
11/20/94	L	19-24	L.A. Memorial Col.	41,722
11/9/97	W	13-10	Oakland Coliseum	40,091
11/19/00	L	22-31	Louisiana Superdome	64,900

10/24/04	W	31-26	Network Assoc. Col.	45,337
10/12/08	W	34-3	Louisiana Superdome	70,068
11/18/12	W	38-17	O.co Coliseum	56,880
9/11/16	L	34-35	Mercedes-Benz Superdome	73,028

Philadelphia Eagles (12-16-0)

11/5/67	W	31-24	Tulane Stadium	59,596
11/19/67	L	21-48	Franklin Field	60,751
12/8/68	L	17-29	Franklin Field	57,128
10/26/69	L	10-13	Franklin Field	60,568
11/30/69	W	26-17	Tulane Stadium	72,805
10/29/72	W	21-3	Tulane Stadium	65,664
10/27/74	W	14-10	Tulane Stadium	64,257
11/6/77	L	7-28	Veterans Stadium	53,482
9/17/78	L	17-24	Louisiana Superdome	49,242
9/16/79	L	14-26	Louisiana Superdome	54,212
11/9/80	L	21-34	Louisiana Superdome	44,340
10/11/81	L	14-31	Louisiana Superdome	52,728
12/11/83	W	20-17 ot	Veterans Stadium	45,182
10/6/85	W	23-21	Louisiana Superdome	56,364
9/20/87	L	17-27	Veterans Stadium	57,485
12/18/89	W	30-20	Louisiana Superdome	59,218
10/13/91	W	13-6	Veterans Stadium	64,224
9/6/92	L	13-15	Veterans Stadium	63,513
12/26/93	L	26-37	Veterans Stadium	50,085
10/1/95	L	10-15	Louisiana Superdome	43,938
9/24/00	L	7-21	Louisiana Superdome	64,900
11/23/03	L	20-33	Lincoln Financial Field	67,802
10/15/06	W	27-24	Louisiana Superdome	68,269
12/23/07	L	23-28	Louisiana Superdome	70,011
9/20/09	W	48-22	Lincoln Financial Field	69,144
11/5/12	W	28-13	Mercedes-Benz Superdome	73,099
10/11/15	L	17-39	Lincoln Financial Field	69,296
11/18/18	W	48-7	Mercedes-Benz Superdome	73,042

Pittsburgh Steelers (9-7-0)

10/29/67	L	10-14	Tulane Stadium	68,911
10/20/68	W	16-12	Pitt Stadium	32,303
12/15/68	W	24-14	Tulane Stadium	66,131
12/21/69	W	27-24	Tulane Stadium	72,256
11/25/74	L	7-28	Tulane Stadium	71,907
11/5/78	L	14-20	Three Rivers Stadium	48,526
10/4/81	L	6-20	Louisiana Superdome	64,578
11/19/84	W	27-24	Louisiana Superdome	66,005
11/29/87	W	20-16	Three Rivers Stadium	47,896
12/16/90	L	6-9	Louisiana Superdome	68,582
10/17/93	L	14-37	Three Rivers Stadium	56,056
10/6/02	W	32-29	Louisiana Superdome	67,734
11/12/06	L	31-38	Heinz Field	61,911
10/31/10	W	20-10	Louisiana Superdome	70,011
11/30/14	W	35-32	Heinz Field	61,196
12/23/18	W	31-28	Mercedes-Benz Superdome	73,086

San Francisco 49ers (26-48-2)

10/22/67	L	13-27	Kezar Stadium	34,285
11/23/69	W	43-38	Tulane Stadium	71,448
10/18/70	T	20-20	Kezar Stadium	39,446
12/13/70	L	27-38	Tulane Stadium	61,940
9/26/71	L	20-38	Tulane Stadium	81,595
11/14/71	W	26-20	Candlestick Park	45,138
10/1/72	L	2-37	Tulane Stadium	69,840
10/22/72	T	20-20	Candlestick Park	59,167
10/21/73	L	0-40	Candlestick Park	52,881
12/9/73	W	16-10	Tulane Stadium	62,490
9/15/74	L	13-17	Tulane Stadium	65,071
12/15/74	L	21-35	Candlestick Park	40,418
10/19/75	L	21-35	Candlestick Park	39,990
11/23/75	L	6-16	Louisiana Superdome	40,328
10/17/76	L	3-33	Candlestick Park	43,160

SERIES RECORDS

12/12/76	L	7-27	Louisiana Superdome	42,536
11/13/77	L	7-10	ot Louisiana Superdome	41,564
11/27/77	L	17-20	Candlestick Park	33,702
10/15/78	W	14-7	Candlestick Park	37,671
12/3/78	W	24-13	Louisiana Superdome	50,068
9/23/79	W	30-21	Candlestick Park	39,727
11/11/79	W	31-20	Louisiana Superdome	65,551
9/7/80	L	23-26	Louisiana Superdome	58,621
12/7/80	L	35-38	ot Candlestick Park	37,949
9/27/81	L	14-21	Candlestick Park	44,433
12/20/81	L	17-21	Louisiana Superdome	43,639
11/28/82	W	23-20	Candlestick Park	51,611
10/16/83	L	13-32	Louisiana Superdome	68,154
11/13/83	L	0-27	Candlestick Park	40,022
9/16/84	L	20-30	Candlestick Park	57,611
11/25/84	L	3-35	Louisiana Superdome	65,117
9/29/85	W	20-17	Candlestick Park	58,053
12/15/85	L	19-31	Louisiana Superdome	46,065
9/21/86	L	17-26	Candlestick Park	58,297
11/2/86	W	23-10	Louisiana Superdome	53,234
10/25/87	L	22-24	Louisiana Superdome	60,497
11/15/87	W	26-24	Candlestick Park	60,436
9/4/88	L	33-34	Louisiana Superdome	66,357
12/11/88	L	17-30	Candlestick Park	62,977
10/8/89	L	20-24	Louisiana Superdome	60,488
11/6/89	L	13-31	Candlestick Park	60,667
9/10/90	L	12-13	Louisiana Superdome	68,629
12/23/90	W	13-10	Candlestick Park	60,112
11/10/91	W	10-3	Louisiana Superdome	68,591
12/1/91	L	24-38	Candlestick Park	62,092
9/27/92	L	10-16	Louisiana Superdome	68,591
11/15/92	L	20-21	Candlestick Park	64,895
9/26/93	W	16-13	Louisiana Superdome	69,041
11/22/93	L	7-42	Candlestick Park	66,500
9/25/94	L	13-24	Candlestick Park	63,971
11/28/94	L	14-35	Louisiana Superdome	61,304
9/3/95	L	22-24	Louisiana Superdome	66,627
10/29/95	W	11-7	3Com Park	65,272
9/1/96	L	11-27	3Com Park	63,970
11/3/96	L	17-24	Louisiana Superdome	53,297
9/14/97	L	7-33	3Com Park	61,838
10/26/97	L	0-23	Louisiana Superdome	60,443
10/11/98	L	0-31	Louisiana Superdome	62,811
11/22/98	L	20-31	3Com Park	68,429
9/19/99	L	21-28	3Com Park	67,685
11/14/99	W	24-6	Louisiana Superdome	52,198
11/5/00	W	31-15	Louisiana Superdome	64,900
12/10/00	W	31-27	3Com Park	67,892
11/11/01	L	27-28	3Com Park	68,083
1/6/02	L	0-38	Louisiana Superdome	70,020
10/20/02	W	35-27	Louisiana Superdome	67,903
9/19/04	W	30-27	Louisiana Superdome	64,900
12/03/06	W	34-10	Louisiana Superdome	68,241
10/28/07	W	31-10	Monster Park	68,244
9/28/08	W	31-17	Louisiana Superdome	70,008
9/20/10	W	25-22	Candlestick Park	69,732
11/25/12	L	21-31	Mercedes-Benz Superdome	73,147
11/17/13	W	23-20	Mercedes-Benz Superdome	73,025
11/19/14	L	24-27	ot Mercedes-Benz Superdome	73,129
11/6/16	W	41-23	Levi's Stadium	70,178
12/8/19	L	46-48	Mercedes-Benz Superdome	73,038

Seattle Seahawks (8-6-0)

11/21/76	W	51-27	Kingdome	61,865
11/18/79	L	24-38	Kingdome	60,055
11/10/85	L	3-27	Louisiana Superdome	47,365
10/16/88	W	20-19	Kingdome	63,569
9/1/91	W	27-24	Louisiana Superdome	68,492
11/16/97	W	20-17	ot Louisiana Superdome	50,493
9/17/00	L	10-20	Husky Stadium	59,513
9/7/03	L	10/27	Seahawks Stadium	52,250
9/12/04	L	7-21	Louisiana Superdome	64,900
10/14/07	W	28-17	Qwest Field	68,296

11/21/10	W	34-19	Louisiana Superdome	70,015
12/2/13	L	7-34	CenturyLink Field	68,387
10/30/16	W	25-20	Mercedes-Benz Superdome	73,188
9/22/19	W	33-27	CenturyLink Field	69,005

Tampa Bay Buccaneers (35-21-0)

12/11/77	L	14-33	Louisiana Superdome	40,124
12/17/78	W	17-10	Tampa Stadium	51,207
10/14/79	W	14-14	Tampa Stadium	67,640
11/29/81	L	14-31	Louisiana Superdome	62,209
12/5/82	L	10-13	Louisiana Superdome	61,709
10/23/83	W	24-21	Tampa Stadium	48,242
9/9/84	W	17-13	Louisiana Superdome	54,686
9/22/85	W	20-13	Louisiana Superdome	45,320
10/19/86	W	38-7	Louisiana Superdome	43,355
12/6/87	W	44-34	Louisiana Superdome	66,471
9/25/88	W	13-9	Louisiana Superdome	66,671
9/24/89	L	10-20	Tampa Stadium	44,053
11/11/90	W	35-7	Louisiana Superdome	67,865
10/20/91	W	23-7	Louisiana Superdome	68,591
11/1/92	W	23-21	Louisiana Superdome	68,591
9/18/94	W	9-7	Tampa Stadium	45,522
11/24/96	L	7-13	Houlihan's Stadium	40,203
10/25/98	W	9-3	Louisiana Superdome	52,695
11/7/99	L	16-31	Louisiana Superdome	47,129
12/23/01	L	21-48	Raymond James Stadium	65,526
9/8/02	W	26-20	ot Raymond James Stadium	65,554
12/1/02	W	23-20	Louisiana Superdome	68,226
11/2/03	W	17-14	Raymond James Stadium	65,524
12/7/03	L	7-14	Louisiana Superdome	68,442
10/10/04	L	17-20	Louisiana Superdome	64,900
12/19/04	W	21-17	Raymond James Stadium	65,075
12/4/05	L	3-10	Tiger Stadium	34,411
1/1/06	L	13-27	Raymond James Stadium	65,379
10/8/06	W	24-21	Louisiana Superdome	68,183
11/5/06	W	31-14	Raymond James Stadium	65,561
9/16/07	L	14-31	Raymond James Stadium	65,178
12/2/07	L	23-27	Louisiana Superdome	70,009
9/7/08	W	24-20	Louisiana Superdome	69,881
11/30/08	L	20-23	Raymond James Stadium	64,430
11/22/09	W	38-7	Raymond James Stadium	62,720
12/27/09	L	17-20	ot Louisiana Superdome	70,021
10/17/10	W	31-6	Raymond James Stadium	51,759
1/2/11	L	13-23	Louisiana Superdome	70,068
10/16/11	L	20-26	Raymond James Stadium	56,590
11/6/11	W	27-16	Mercedes-Benz Superdome	73,043
10/21/12	W	35-28	Raymond James Stadium	58,906
12/16/12	W	41-0	Mercedes-Benz Superdome	73,096
9/15/13	W	16-13	Raymond James Stadium	60,870
12/29/13	W	42-17	Mercedes-Benz Superdome	73,150
10/5/14	W	37-31	ot Mercedes-Benz Superdome	73,004
12/28/14	W	23-20	Raymond James Stadium	59,952
9/20/15	L	19-26	Mercedes-Benz Superdome	73,006
12/13/15	W	24-17	Raymond James Stadium	62,138
12/11/16	L	11-16	Raymond James Stadium	62,140
12/24/16	W	31-24	Mercedes-Benz Superdome	73,177
11/5/17	W	30-10	Mercedes-Benz Superdome	73,121
12/31/17	L	24-31	Raymond James Stadium	55,376
9/9/18	L	40-48	Mercedes-Benz Superdome	73,038
12/9/18	W	28-14	Raymond James Stadium	53,495
10/6/19	W	31-24	Mercedes-Benz Superdome	73,029
11/17/19	W	34-17	Raymond James Stadium	54,333

Tennessee Titans (6-8-1)

10/3/71	T	13-13	Astrodome	47,966
10/3/76	L	26-31	Louisiana Superdome	51,973
12/10/78	L	12-17	Louisiana Superdome	63,169
11/22/81	W	27-24	Astrodome	49,581
9/30/84	W	27-10	Astrodome	43,108
12/13/87	W	24-10	Louisiana Superdome	68,257
10/21/90	L	10-23	Astrodome	57,908

SERIES RECORDS

9/5/93	W	33-21	Louisiana Superdome	69,029
11/10/96	L	14-31	Louisiana Superdome	34,121
10/17/99	L	21-24	Louisiana Superdome	51,875
9/21/03	L	12-27	The Coliseum	68,809
9/24/07	L	14-31	Louisiana Superdome	70,002
12/11/11	W	22-17	LP Field	69,143
11/8/15	L	28-34 ot	Mercedes-Benz Superdome	73,075
12/22/19	W	38-28	Nissan Stadium	66,756

Washington (10-17-0)

9/24/67	L	10-30	Tulane Stadium	74,937
12/17/67	W	30-14	D.C. Stadium	50,486
9/22/68	W	37-17	Tulane Stadium	65,941
9/21/69	L	20-26	Tulane Stadium	73,147
12/14/69	L	14-17	R.F.K. Stadium	50,354
10/31/71	L	14-24	R.F.K. Stadium	53,041
10/28/73	W	19-3	Tulane Stadium	66,315
9/21/75	L	3-41	R.F.K. Stadium	54,414
10/28/79	W	14-10	R.F.K. Stadium	52,133
10/26/80	L	14-22	R.F.K. Stadium	51,375
12/26/82	L	10-27	Louisiana Superdome	48,667
10/5/86	L	6-14	Louisiana Superdome	57,378
11/6/88	L	24-27	R.F.K. Stadium	54,183
10/1/89	L	14-16	Louisiana Superdome	64,358
11/18/90	L	17-31	R.F.K. Stadium	52,573
11/23/92	W	20-3	Louisiana Superdome	68,591
9/11/94	L	24-38	Louisiana Superdome	58,049
12/30/01	L	10-40	Louisiana Superdome	70,020
10/13/02	W	43-27	FedExField	80,768
11/30/03	W	24-20	FedExField	76,821
12/17/06	L	10-16	Louisiana Superdome	69,052
9/14/08	L	24-29	FedExField	88,246
12/6/09	W	33-30 ot	FedExField	84,520
9/9/12	L	32-40	Mercedes-Benz Superdome	72,180
11/15/15	L	14-47	FedExField	75,086
11/19/17	W	34-31 ot	Mercedes-Benz Superdome	73,138
10/8/18	W	43-19	Mercedes-Benz Superdome	73,028

Postseason

Arizona Cardinals (1-0)				
1/16/10	W	45-14	Louisiana Superdome#	70,149
Atlanta Falcons (0-1)				
12/28/91	L	20-27	Louisiana Superdome*	68,794
Carolina Panthers (1-0)				
1/7/18	W	31-26	Mercedes-Benz Superdome*	73,186
Chicago Bears (0-2)				
1/6/91	L	6-16	Soldier Field*	60,767
1/21/07	L	14-39	Soldier Field%	61,817
Detroit Lions (1-0)				
1/7/12	W	45-28	Mercedes-Benz Superdome*	73,038
Indianapolis Colts (1-0)				
2/7/10	W	31-17	Sun Life Stadium\$	74,059
Minnesota Vikings (1-4)				
1/3/87	L	10-44	Louisiana Superdome*	68,127
1/6/01	L	16-34	Metrodome#	63,881
1/24/10	W	31-28 ot	Louisiana Superdome%	71,276
1/14/18	L	24-29	U.S. Bank Stadium#	66,612
1/5/20	L	20-26 ot	Mercedes-Benz Superdome*	73,038
Philadelphia Eagles (3-1)				
1/3/93	L	20-36	Louisiana Superdome*	68,893
1/13/07	W	27-24	Louisiana Superdome#	70,001
1/4/14	W	26-24	Lincoln Financial Field*	69,144
1/13/19	W	20-14	Mercedes-Benz Superdome#	73,027
Los Angeles/St. Louis Rams (1-1)				
12/30/00	W	31-28	Louisiana Superdome*	64,900
1/20/18	L	23-26 ot	Mercedes-Benz Superdome%	73,028
San Francisco 49ers (0-1)				
1/14/12	L	32-36	Candlestick Park#	69,732
Seattle Seahawks (0-2)				
1/8/11	L	36-41	Qwest Field*	66,336
1/11/14	L	15-23	CenturyLink Field#	68,388

* - NFC Wild Card Playoff; # - NFC Divisional Playoff
% - NFC Championship; \$ - Super Bowl

ATTENDANCE FIGURES

Combined

Home

Road

Year	Total	Games	Avg.	Total	Games	Avg.	Total	Games	Avg.
1967	901,971	14	64,427	528,242	7	75,463	373,729	7	53,390
1968	882,121	14	63,009	519,426	7	74,203	362,695	7	51,814
1969	921,972	14	65,855	521,133	7	74,447	400,839	7	57,262
1970	843,342	14	60,238	483,234	7	69,033	360,108	7	51,444
1971	932,267	14	66,590	550,578	7	78,654	381,689	7	54,527
1972	880,545	14	62,896	467,686	7	66,812	412,859	7	58,980
1973	794,900	14	56,779	451,566	7	64,509	343,334	7	49,048
1974	788,156	14	56,296	452,236	7	64,605	335,920	7	47,988
1975	633,807	14	45,272	319,066	7	45,581	314,741	7	44,963
1976	714,135	14	51,010	359,631	7	51,376	354,504	7	50,643
1977	655,079	14	46,791	334,502	7	47,786	321,577	7	45,940
1978	850,823	16	53,176	457,613	8	57,202	393,210	8	49,151
1979	939,175	16	58,698	495,260	8	61,907	443,915	8	55,489
1980	807,652	16	50,478	384,855	8	48,109	422,797	8	52,850
1981	891,207	16	55,700	440,708	8	55,089	450,499	8	55,700
1982	467,978	9	51,988	255,726	5	51,145	212,252	4	53,063
1983	891,883	16	55,743	525,083	8	65,635	366,800	8	45,850
1984	884,588	16	55,287	472,625	8	59,078	411,963	8	51,495
1985	799,050	16	49,963	388,795	8	49,941	410,255	8	51,282
1986	864,368	16	54,023	453,672	8	56,709	410,696	8	51,337
1987	774,297	15	51,620	420,873	7	60,125	353,424	8	44,178
1988	960,942	16	60,059	531,156	8	66,395	429,786	8	53,723
1989	916,534	16	57,283	488,998	8	61,124	427,536	8	53,442
1990	997,722	16	62,358	536,438	8	67,055	461,284	8	57,661
1991	1,008,934	16	63,058	548,655	8	68,582	460,279	8	57,535
1992	977,552	16	61,097	548,728	8	68,591	428,824	8	53,603
1993	979,133	16	61,196	541,300	8	67,663	437,833	8	54,730
1994	903,213	16	56,451	469,900	8	58,738	433,313	8	54,164
1995	854,771	16	53,423	400,589	8	50,074	454,182	8	56,772
1996	736,864	16	46,054	301,998	8	37,750	434,866	8	54,358
1997	911,223	16	56,951	443,614	8	55,452	467,609	8	58,451
1998	922,225	16	57,639	436,473	8	54,559	485,752	8	60,719
1999	945,488	16	59,093	410,147	8	51,268	535,341	8	66,918
2000	980,533	16	61,283	504,315	8	63,039	476,218	8	59,527
2001	1,111,335	16	69,458	560,472	8	70,059	550,863	8	68,858
2002	1,068,183	16	66,761	542,796	8	67,849	525,387	8	65,673
2003	1,072,640	16	67,040	548,894	8	68,612	523,746	8	65,468
2004	985,096	16	61,568	513,178	8	64,147	471,918	8	58,989
2005	970,678	16	60,667	417,270	8	52,159	553,408	8	69,176
2006	1,108,045	16	69,253	550,470	8	68,809	557,575	8	69,697
2007	1,093,544	16	68,347	560,036	8	70,005	533,508	8	66,689
2008	1,125,938	16	70,371	573,876	8	71,735	552,062	8	69,008
2009	1,116,009	16	69,751	560,840	8	70,105	555,169	8	69,396
2010	1,113,131	16	69,751	560,304	8	70,038	552,827	8	69,103
2011	1,106,095	16	69,130	584,336	8	73,042	521,759	8	65,219
2012	1,163,696	16	72,731	583,107	8	72,888	580,589	8	72,574
2013	1,123,230	16	70,701	583,210	8	72,901	540,220	8	67,503
2014	1,133,987	16	70,874	584,900	8	73,112	549,087	8	68,636
2015	1,135,027	16	70,939	584,305	8	73,038	550,722	8	68,840
2016	1,141,039	16	71,315	584,876	8	73,110	556,163	8	69,520
2017	1,146,046	16	71,628	585,113	8	73,139	560,933	8	70,116
2018	1,147,430	16	71,714	584,411	8	73,051	563,019	8	70,377
2019	1,044,004	16	65,250	584,660	8	73,082	532,397	8	66,550
Totals	50,121,113	818	61,272	26,091,875	409	63,794	24,102,291	409	58,930

ATTENDANCE FIGURES

Largest Home Crowds

Tulane Stadium (1967-74)		
Date	Att.	Opponent
11/3/68	84,728	Dallas
11/12/67	83,437	Dallas
11/26/67	83,437	Atlanta
11/21/71	83,130	Minnesota
11/7/71	83,102	Oakland
10/17/71	83,088	Dallas
9/26/71	81,595	San Francisco
9/17/67	80,879	Los Angeles Rams
10/19/69	80,636	Baltimore Colts
9/28/69	79,567	Dallas

Mercedes-Benz Superdome (1975-2004, 2006-present)		
Date	Att.	Opponent
11/24/14	73,373	Baltimore Ravens - MN
11/10/19	73,283	Atlanta
10/29/17	73,192	Chicago
10/30/16	73,188	Seattle
12/24/17	73,188	Atlanta
12/24/16	73,177	Tampa Bay
12/3/17	73,171	Carolina
9/17/17	73,168	New England
12/21/14	73,164	Atlanta
12/29/13	73,150	Tampa Bay
11/25/12	73,147	San Francisco
10/26/14	73,146	Green Bay - SN

Largest Road Crowds

Date	Att.	Opponent	Stadium
11/25/10	93,985	Dallas	Cowboys Stadium
11/29/18	93,004	Dallas-TN	AT&T Stadium
12/23/12	92,570	Dallas	Cowboys Stadium
9/28/14	91,176	Dallas-SN	AT&T Stadium
9/14/08	88,246	Washington	FedExField
12/6/09	84,520	Washington	FedExField
10/1/17	84,423	Miami	Wembley Stadium
12/9/12	81,437	New York Giants	MetLife Stadium
10/13/02	80,768	Washington	FedExField
12/24/06	78,539	New York Giants	Giants Stadium

Largest Playoff Crowds

Date	Att.	Opponent	Stadium
2/7/10	74,059	Indianapolis	Sun Life Stadium
1/7/18	73,186	Carolina	Mercedes-Benz Superdome
1/7/12	73,038	Detroit	Mercedes-Benz Superdome
1/5/20	73,038	Minnesota	Mercedes-Benz Superdome
1/20/19	73,028	L.A. Rams	Mercedes-Benz Superdome
1/13/19	73,027	Philadelphia	Mercedes-Benz Superdome
1/24/10	71,276	Minnesota	Superdome
1/16/10	70,149	Arizona	Superdome
1/13/07	70,001	Philadelphia	Superdome
1/14/12	69,732	San Francisco	Candlestick Park
1/4/14	69,144	Philadelphia	Lincoln Financial Field
1/3/93	68,893	Philadelphia	Superdome
12/28/91	68,794	Atlanta	Superdome
1/11/14	68,388	Seattle	CenturyLink Field
1/3/87	68,127	Minnesota	Superdome
1/14/18	66,612	Minnesota	U.S. Bank Stadium
1/8/11	66,336	Seattle	Qwest Field
12/30/00	64,900	St. Louis Rams	Superdome
1/3/87	63,881	Minnesota	Metrodome

MN - Monday Night Football game; SN - Sunday Night Football game; TN - Thursday Night Football game



PRESEASON RESULTS

Home games in bold

* - Hall of Fame Game

1967 (5-1)

8/2	L.A. Rams (Anaheim, Calif.)	L, 7-16	26,364
8/12	St. L. Cards (Shreveport, La.)	W, 23-14	25,500
8/19	Pittsburgh (Baton Rouge, La.)	W, 20-17	35,000
8/26	San Fran. (Portland, Ore.)	W, 24-10	23,348
9/2	Miami (Charleston, S.C.)	W, 20-17	11,214
9/9	Atlanta	W, 27-14	67,486

1968 (2-4)

8/1	L.A. Rams (Anaheim, Calif.)	L, 7-21	29,505
8/10	Boston	W, 19-0	57,152
8/18	at Houston Oilers	L, 23-24	42,734
8/24	Cleveland	W, 40-27	70,045
8/31	at Atlanta	L, 10-16	49,832
9/6	Minn. (Shreveport, La.)	L, 17-20	23,000

1969 (2-4)

8/9	at San Diego	L, 7-10	31,683
8/16	at Denver	W, 28-22	28,356
8/23	Pittsburgh (Baton Rouge, La.)	L, 24-34	40,000
8/30	Atlanta	W, 21-17	69,898
9/6	Houston Oilers	L, 14-30	79,937
9/12	at Detroit	L, 7-42	30,312

1970 (4-2)

8/8	Minnesota (Canton, Ohio)*	W, 14-13	17,932
8/15	at Houston Oilers	W, 19-10	46,223
8/22	Detroit	L, 17-31	76,778
8/29	Boston (Jackson, Miss.)	W, 26-20	32,000
9/5	New York Jets	L, 14-27	78,581
9/12	San Diego	W, 20-14	63,904

1971 (0-6)

8/6	at Buffalo	L, 10-14	35,758
8/14	at Dallas	L, 21-36	73,560
8/21	Kansas City	L, 7-27	70,459
8/28	at San Diego	L, 7-22	35,405
9/4	Philadelphia	L, 0-34	60,487
9/12	Houston Oilers	L, 17-24	60,971

1972 (1-4-1)

8/7	at Philadelphia	W, 13-10	53,372
8/12	Buffalo	L, 21-24	66,762
8/19	Dallas	L, 7-30	81,070
8/26	San Diego	L, 14-16	64,506
9/2	Pittsburgh (Memphis, Tenn.)	L, 7-56	43,302
9/10	at Houston Oilers	T, 14-14	44,571

1973 (1-5)

8/4	at Kansas City	L, 6-12	67,216
8/11	at Miami	L, 13-14	80,050
8/18	at Dallas	L, 14-24	61,022
8/25	New England	L, 6-31	64,131
9/1	New York Jets	L, 17-28	67,434
9/8	Houston Oilers	W, 16-10	62,339

1974 (3-3)

8/3	Pittsburgh	L, 7-26	45,339
8/10	at Miami	L, 20-45	41,524
8/18	at New England	L, 3-7	20,456
8/24	Dallas	W, 16-7	56,563
8/31	New York Jets	W, 24-7	59,829
9/7	at Houston Oilers	W, 24-16	35,103

1975 (2-4)

8/6	Houston Oilers	L, 7-13	72,434
8/16	Denver	W, 24-21	40,089
8/23	Miami	L, 10-20	61,253
8/30	Baltimore Colts	W, 27-3	60,643
9/6	at Pittsburgh	L, 13-24	47,341
9/13	at Cincinnati	L, 0-20	48,453

1976 (4-2)

7/31	Pittsburgh	L, 14-24	56,039
8/7	at Houston Oilers	W, 13-10	38,675
8/13	at Buffalo	W, 21-14	36,110
8/20	at Baltimore Colts	W, 26-20 ot	38,879
8/28	Cincinnati	W, 13-10	60,044
9/4	Miami	L, 7-20	63,383

1977 (5-1)

8/6	at Chicago	W, 20-14	55,163
8/13	New York Giants	W, 23-7	49,900
8/20	Buffalo	W, 20-17	66,282
8/27	New York Jets	L, 14-20	49,455
9/3	at Miami	W, 17-10	39,970
9/10	Houston Oilers	W, 20-16	49,964

1978 (2-2)

8/5	Phil. (Mexico City, Mexico)	W, 14-7	30,000
8/12	Miami	L, 17-31	54,105
8/19	Tampa Bay	L, 3-14	49,042
8/26	at Houston Oilers	W, 17-3	49,554

1979 (1-3)

8/3	at Miami	L, 7-14	44,704
8/11	Chicago	L, 6-13	45,085
8/18	at Tampa Bay	L, 7-14	49,042
8/24	Houston Oilers	W, 10-7	54,469

PRESEASON RESULTS

1980 (1-3)

8/9	St. Louis Cardinals	W, 17-13	57,923
8/17	at Houston Oilers	L, 17-20	43,376
8/23	at Detroit	L, 17-40	49,631
8/29	Miami	L, 0-20	50,635

1981 (3-1)

8/8	Baltimore Colts	W, 24-23	46,792
8/15	Houston Oilers	W, 27-7	67,562
8/23	Phil. (Syracuse, N.Y.)	L, 6-37	28,001
8/29	Detroit	W, 20-17 ot	52,090

1982 (1-3)

8/12	at Houston Oilers	L, 20-22	44,599
8/21	Kansas City	W, 6-3	46,585
8/28	Cleveland	L, 17-20	55,689
9/3	at Minnesota	L, 21-24	59,810

1983 (3-2)

7/30	Pittsburgh (Canton, Ohio)*	L, 14-27	23,909
8/6	at Tampa Bay	L, 17-20	53,111
8/13	at Miami	W, 19-17	38,735
8/20	Houston Oilers	W, 20-13	60,430
8/27	New York Jets	W, 17-10	58,176

1984 (3-1)

8/4	at Kansas City	W, 34-20	34,230
8/11	Atlanta	W, 31-21	58,502
8/18	at Houston Oilers	W, 31-19	45,522
8/25	Washington	L, 9-14	52,040

1985 (1-3)

8/10	at New England	W, 32-20	27,014
8/17	Houston Oilers	L, 20-23	53,491
8/24	Tampa Bay	L, 10-14	49,337
8/30	at San Diego	L, 20-21	40,462

1986 (2-2)

8/9	at Denver	W, 10-7	47,408
8/16	New England	L, 34-38	54,364
8/23	at Houston Oilers	L, 13-24	38,617
8/30	Kansas City	W, 13-10	47,945

1987 (3-1)

8/15	Minnesota	W, 23-17	52,884
8/22	Houston Oilers	L, 13-16	51,562
8/29	Pittsburgh	W, 31-28	46,770
9/4	at Cincinnati	W, 26-14	46,289

1988 (2-2)

8/7	at Minnesota	W, 23-20	47,624
8/12	at Phoenix	W, 33-28	51,987
8/20	at Indianapolis	L, 6-18	54,117
8/27	Pittsburgh	L, 28-31	56,174

1989 (1-3)

8/12	Indianapolis	L, 7-31	57,771
8/19	at Buffalo	L, 7-10	48,512
8/28	Cincinnati	W, 27-10	51,150
9/1	Washington	L, 21-26	56,181

1990 (4-1)

8/5	L.A. Raiders (London, Eng.)	W, 17-10	63,106
8/11	at Minnesota	W, 13-10	48,154
8/18	Green Bay (Madison, Wis.)	L, 13-27	47,848
8/25	Buffalo	W, 28-23	51,959
8/31	Indianapolis	W, 17-14	54,796

1991 (2-2)

8/3	Minnesota	W, 18-3	58,953
8/10	Green Bay	W, 31-20	55,730
8/17	at Indianapolis	L, 28-34	50,896
8/24	at Miami	L, 24-28	44,099

1992 (3-1)

8/10	at Chicago	W, 34-31	53,846
8/17	Pittsburgh	W, 26-0	61,671
8/22	Houston Oilers	L, 3-33	61,194
8/27	Miami (Baltimore, Md.)	W, 17-3	60,021

1993 (4-1)

7/31	Philadelphia (Tokyo, Japan)	W, 28-16	49,363
8/7	Houston Oilers (San Ant., Texas)	W, 37-28	40,308
8/14	Green Bay (Madison, Wis.)	W, 26-17	59,523
8/23	Chicago	W, 20-14	61,149
8/27	Detroit	L, 16-17	60,700

1994 (1-3)

8/5	at New England	L, 6-24	37,800
8/13	at Minnesota	L, 17-21	46,067
8/19	Green Bay	L, 10-13	54,714
8/25	Dallas	W, 28-10	57,281

1995 (1-3)

8/5	Green Bay (Madison, Wis.)	L, 17-27	49,071
8/11	at New York Giants	L, 13-14	54,416
8/20	Seattle	L, 19-24	38,228
8/25	Detroit	W, 24-10	38,073

PRESEASON RESULTS

1996 (3-2)

7/27	Indianapolis (Canton, Ohio)*	L, 3-10	23,376
8/2	at Detroit	W, 23-22	35,782
8/10	at Kansas City	L, 6-42	65,710
8/17	Chicago	W, 31-21	35,246
8/23	Minnesota	W, 16-13	35,728

1997 (3-1)

8/2	at Tennessee	W, 21-12	22,811
8/9	Kansas City	W, 26-7	55,211
8/16	at Oakland	L, 18-16	36,771
8/22	at Chicago	W, 13-7	58,656

1998 (1-3)

8/8	at Green Bay	L, 7-31	60,080
8/14	at Denver	L, 10-17	70,937
8/22	Tennessee	L, 24-26	46,069
8/28	Tampa Bay	W, 10-6	43,774

1999 (2-2)

8/13	at Miami	W, 26-14	59,972
8/21	Indianapolis	L, 7-37	41,788
8/28	Green Bay	L, 17-38	53,074
9/2	at Tennessee	W, 12-11	63,634

2000 (1-3)

7/29	at New York Jets	L, 20-24	75,754
8/5	at Minnesota	W, 25-24	63,445
8/12	Indianapolis (W. Lafayette, Ind.)	L, 0-17	20,105
8/25	Miami	L, 17-22	46,955

2001 (1-3)

8/11	Minnesota (San Ant., Texas)	L, 21-28	46,752
8/18	Dallas	W, 16-10	53,249
8/24	at Denver	L, 24-31	74,063
9/1	at Seattle	L, 14-28	68,655

2002 (3-1)

8/10	Houston Texans	L, 10-13	67,356
8/15	at Miami	W, 24-7	56,930
8/24	at Cincinnati	W, 31-23	41,636
8/30	Indianapolis	W, 25-21	67,247

2003 (1-3)

8/11	Philadelphia	L, 17-27	67,594
8/16	at New York Jets	W, 22-17	76,527
8/23	at San Francisco	L, 12-27	63,153
8/28	Miami	L, 10-24	68,477

2004 (2-2)

8/13	New York Jets	W, 23-13	64,900
8/16	at Green Bay	L, 14-19	69,669
8/27	at Chicago	W, 17-13	61,208
9/3	Miami	L, 19-20	64,900

2005 (1-3)

8/12	Seattle	L, 15-34	38,529
8/18	at New England	W, 37-27	68,736
8/26	Baltimore Ravens	L, 6-21	44,485
9/1	at Oakland	L, 6-13	32,191

2006 (1-3)

8/12	at Tennessee	W, 19-16	69,143
8/21	Dallas (Shreveport, La.)	L, 7-30	45,162
8/26	Indianapolis (Jack., Miss.)	L, 6-21	44,485
9/1	at Kansas City	L, 9-10	70,456

2007 (3-2)

8/5	Pittsburgh (Canton, Ohio)*	L, 7-20	22,302
8/10	Buffalo	L, 10-13	70,003
8/18	at Cincinnati	W, 27-19	65,227
8/23	at Kansas City	W, 30-7	72,283
8/30	Miami	W, 7-0	68,926

2008 (2-2)

8/7	at Arizona	W, 24-10	63,109
8/16	Houston Texans	L, 27-31	70,009
8/23	at Cincinnati	W, 13-0	65,043
8/28	Miami	L, 10-14	70,008

2009 (3-1)

8/14	Cincinnati	W, 17-7	68,962
8/22	at Houston Texans	W, 38-14	70,107
8/29	at Oakland	W, 45-7	32,585
9/3	Miami	L, 7-10	68,681

2010 (2-2)

8/12	at New England	L, 24-27	68,756
8/21	Houston Texans	W, 38-20	70,025
8/27	San Diego	W, 36-21	70,031
9/2	at Tennessee	L, 24-27	69,143

2011 (2-2)

8/12	San Francisco	W, 24-3	72,578
8/20	at Houston Texans	L, 14-27	70,828
8/28	at Oakland	W, 40-20	34,322
9/1	Tennessee	L, 9-32	72,667

PRESEASON RESULTS

2012 (2-3)

8/5	Arizona (Canton, Ohio)*	W, 17-10	18,100
8/9	at New England	L, 6-7	68,756
8/17	Jacksonville	L, 24-27	72,056
8/25	Houston Texans	L, 34-27	72,082
8/30	at Tennessee	L, 6-10	69,143

2013 (3-1)

8/9	Kansas City	W, 17-13	72,080
8/16	Oakland	W, 28-20	72,122
8/25	at Houston Texans	W, 31-23	71,611
8/29	at Miami	L, 21-24	43,019

2014 (3-1)

8/8	at St. Louis Rams	W, 26-24	54,850
8/15	Tennessee	W, 31-24	73,002
8/23	at Indianapolis	W, 23-17	65,565
8/28	Baltimore Ravens	L, 13-22	73,004

2015 (0-4)

8/13	at Baltimore Ravens	L, 27-30	70,501
8/22	New England	L, 24-26	73,004
8/30	Houston Texans	L, 13-27	72,998
9/3	at Green Bay	L, 10-38	73,863

2016 (0-4)

8/11	at New England	L, 22-34	66,829
8/20	at Houston	L, 9-16	71,517
8/26	Pittsburgh	L, 14-27	73,002
9/1	Baltimore Ravens	L, 14-23	73,001

2017 (2-2)

8/10	at Cleveland	L, 14-20	58,779
8/20	at Los Angeles Chargers	W, 13-7	21,197
8/26	Houston Texans	W, 13-0	73,064
8/31	Baltimore Ravens	L, 13-14	73,097

2018 (3-1)

8/9	at Jacksonville	W, 24-20	62,354
8/17	Arizona	L, 15-20	73,065
8/25	at Los Angeles Chargers	W, 36-7	22,597
8/30	Los Angeles Rams	W, 28-0	73,029

2019 (2-2)

8/9	Minnesota	L, 25-34	73,018
8/18	at Los Angeles Chargers	W, 19-17	23,207
8/24	at New York Jets	W, 28-13	74,615
8/29	Miami Dolphins	L, 13-16	73,085

PRESEASON RECORDS

Team	W	L	T	Pct.
Arizona	5	1	0	.833
Atlanta	3	1	0	.750
Baltimore	0	5	0	.000
Buffalo	3	4	0	.429
Carolina	0	0	0	.000
Chicago	6	1	0	.857
Cincinnati	7	1	0	.875
Cleveland	1	2	0	.333
Dallas	3	4	0	.429
Denver	3	2	0	.600
Detroit	3	4	0	.429
Green Bay	2	7	0	.222
Houston	5	5	0	.500
Indianapolis	6	7	0	.462
Jacksonville	1	1	0	.500
Kansas City	6	4	0	.600

Team	W	L	T	Pct.
L.A. Chargers	5	4	0	.556
L.A. Rams	2	2	0	.500
Miami	7	15	0	.318
Minnesota	7	5	0	.583
New England	4	8	0	.333
N.Y. Giants	1	1	0	.500
N.Y. Jets	5	4	0	.556
Oakland	4	2	0	.667
Philadelphia	3	3	0	.500
Pittsburgh	3	9	0	.333
San Francisco	2	1	0	.667
Seattle	0	3	0	.000
Tampa Bay	1	4	0	.200
Tennessee	15	14	1	.517
Washington	0	2	0	.000
Totals	108	123	1	.468

SAINTS STATISTICS

1967

RECORD: 3-11

FINISH: 4th-CAPITOL

Date	W/L	Score	Opponent	Attendance	RUSHING	No	Yds	Avg	LG	TD	PUNT RET	Ret	FC	Yds	Avg	LG	TD
9/17	L	13-27	Los Angeles	80,879	Taylor	130	390	3.0	16	2	Roberts	11	12	50	4.5	11	0
9/24	L	10-30	Washington	74,937	Wheelwright	59	198	3.4	13	0	Gilliam	7	6	13	1.9	8	0
10/1	L	7-42	Cleveland	77,045	Kilmer	20	142	7.1	31	1	Brown	3	2	1	0.3	13	0
10/8	L	21-27	at New York Giants	62,670	Barrington	34	121	3.6	22	0	Douglas	2	1	15	7.5	12	0
10/15	L	10-14	at Dallas	64,128	Schultz	32	117	3.7	22t	2	Saints	23	21	79	3.4	13	0
10/22	L	13-27	at San Francisco	34,285	McCall	21	86	4.1	49t	1	Opponents	35	14	261	7.5	29	0
10/29	L	10-14	Pittsburgh	68,911	Cuzzo	19	43	2.3	10	1							
11/5	W	31-24	Philadelphia	59,596	Gilliam	7	41	5.9	19	0	KICKOFF RET	No					
11/12	L	10-27	Dallas	83,437	McNeill	4	38	9.5	25	0	Roberts	28	737	26.3	91t	1	
11/19	L	21-48	at Philadelphia	60,751	Brown	8	16	2.0	7	2	Gilliam	16	481	30.1	94t	1	
11/26	W	27-24	Atlanta	83,437	Saints	334	1192	3.6	49t	9	Barrington	7	113	16.1	27	0	
12/3	L	20-31	at St. Louis	41,171	Opponents	469	2092	4.5	56t	22	McCall	7	198	28.3	68	0	
12/10	L	10-30	at Baltimore	60,238							Sturm	5	103	20.6	26	0	
12/17	W	30-14	at Washington	50,486							Jordan	3	56	18.7	27	0	

TEAM STATISTICS
TOTAL FIRST DOWNS

	N.O.	OPP.
Rushing	67	114
Passing	135	138
Penalty	17	24

POSSESSION AVG.

	N.O.	OPP.
Total Net Yards	3790	4928

Avg. Per Game	270.7	352.0
Total Plays	864	902
Avg. Per Play	4.4	5.5

NET YARDS RUSHING

	1192	2092
Avg. Per Game	85.1	149.4
Total Rushes	334	469

NET YARDS PASSING

	2598	2836
Avg. Per Game	185.6	202.6
Sacked/Yards Lost	52/391	23/199

Gross Yards	2989	3035
Att./Completions	478/237	410/207
Completion Pct.	49.6	50.5

PUNTS/AVERAGE

	74/42.9	63/39.9
--	---------	---------

NET PUNTING AVG.

	74/37.5	63/37.3
--	---------	---------

PENALTIES/YARDS

	76/785	83/844
--	--------	--------

FUMBLES/BALL LOST

	21/14	21/14
--	-------	-------

TOUCHDOWNS

	27	48
Rushing	9	22
Passing	13	25
Returns	5	1

Score by Periods

	1	2	3	4	OT	TOT.
Saints	40	75	66	52	0	233
Opponents	57	128	74	120	0	379

SCORING

	TD	Ru	Pa	Rt	PAT	FG	S	TP
Durkee	0	0	0	0	27/27	14/32	0	69
Abramowicz	6	0	6	0			0	36

Roberts	5	0	3	2			0	30
Brown	2	2	0	0			0	12
Gilliam	2	0	1	1			0	12

Kramer	2	0	2	0			0	12
McCall	2	1	1	0			0	12
Schultz	2	2	0	0			0	12

Taylor	2	2	0	0			0	12
Whitsett	2	0	0	2			0	12
Cuzzo	1	1	0	0			0	6

Kilmer	1	1	0	0			0	6
Anderson	0	0	0	0			1	2

Saints	27	9	13	5	27/27	14/32	1	233
Opponents	48	22	25	1	46/48	15/29	0	379

SACKS: Saints 23.0, Opp. 52.0								
-------------------------------	--	--	--	--	--	--	--	--

RECEIVING

	No	Yds	Avg	LG	TD
Abramowicz	50	721	14.4	80t	6
Taylor	38	251	6.6	27	0

Poage	24	380	15.8	65	0
Gilliam	22	264	12.0	35	1
Kramer	20	207	10.4	17	2

Hall	19	249	13.1	21	0
Roberts	17	384	22.6	96	3
Schultz	14	186	13.3	25	0

Wheelwright	9	61	6.8	18	0
Burke	8	84	10.5	21	0
McCall	4	75	18.8	34	1

Barrington	4	50	12.5	29	0
Brown	3	23	7.7	9	0
J. Simmons	2	25	12.5	16	0

Hester	2	10	5.0	7	0
Ogden	1	19	19.0	19	0

Saints	237	2989	12.6	96	13
Opponents	207	3035	14.7	76t	25

INTERCEPTIONS	No	Yds	Avg	LG	TD
Whitsett	10	178	17.8	41t	2
Burkett	3	57	19.0	23	0

Logan	3	21	7.0	18	0
Hart	1	21	21.0	21	0
Douglas	1	19	19.0	19	0

Rose	1	15	15.0	15	0
D. Simmons	1	12	12.0	12	0
Whittingham	1	8	8.0	8	0

Heidel	1	2	2.0	2	0
Saints	22	333	15.1	41t	8
Opponents	23	303	13.2	88	2

PUNTING	No	Yds	Avg	Net	TB	LG	B
McNeill	74	3174	42.9	37.5	7	66	0
Saints	74	3174	42.9	37.5	7	66	0

Opponents	63	2511	39.9	37.3	4	68	0
-----------	----	------	------	------	---	----	---

1967 NFL CAPITOL STANDINGS

Saints Finish: 4th place

	W	L	T	Pct.
Dallas	9	5	0	.643
Philadelphia	6	7	1	.462

Washington	5	6	3	.455
New Orleans	3	11	0	.214

PASSING	Att	Cmp	Yds	Cmp%	Yds/Att	TD	TD%	Int	Int%	Long	Sk/Yds	Rating
Cuzzo	260	134	1562	51.5	6.01	7	2.7	12	4.6	49t	33/236	59.8
Kilmer	204	97	1341	47.5	6.57	6	2.9	11	5.4	96	18/147	56.4
Wood	11	5	62	45.5	5.64	0	0.0	0	0.0	27	1/8	63.4
Barrington	2	0	0	0.0	0.00	0	0.0	0	0.0	0	0/0	39.6
McNeill	1	1	24	100.0	24.00	0	0.0	0	0.0	24	0/0	118.8
Saints	478	237	2989	49.6	6.25	13	2.7	23	4.8	96	52/391	58.5
Opponents	410	207	3035	50.5	7.40	25	6.1	22	5.4	76t	23/199	73.0

SAINTS STATISTICS

1969

RECORD: 5-9

FINISH: 3rd-CAPITOL

Date	W/L	Score	Opponent	Attendance
9/21	L	20-26	Washington	73,147
9/28	L	17-21	Dallas	79,567
10/5	L	17-36	at Los Angeles	54,879
10/12	L	17-27	Cleveland	71,274
10/19	L	10-30	Baltimore	80,636
10/26	L	10-13	at Philadelphia	60,658
11/2	W	51-42	at St. Louis	46,718
11/9	L	17-33	at Dallas	68,282
11/16	W	25-24	at New York Giants	62,927
11/23	W	43-38	San Francisco	71,448
11/30	W	26-17	Philadelphia	72,805
12/7	L	17-45	at Atlanta	57,021
12/14	L	14-17	at Washington	50,354
12/21	W	27-24	Pittsburgh	72,256

TEAM STATISTICS		N.O.	OPP.
TOTAL FIRST DOWNS		282	242
Rushing	93	88	
Passing	158	131	
Penalty	31	23	
POSSESSION AVG.			
TOTAL NET YARDS		4679	5018
Avg. Per Game	334.2	358.4	
Total Plays	879	822	
Avg. Per Play	5.3	6.1	
NET YARDS RUSHING		1705	1835
Avg. Per Game	121.8	131.1	
Total Rushes	399	419	
NET YARDS PASSING		2974	3183
Avg. Per Game	212.4	227.4	
Sacked/Yards Lost	27/241	21/199	
Gross Yards	3215	3382	
Att./Completions	453/245	382/200	
Completion Pct.	54.1	52.4	
Had Intercepted	20	12	
PUNTS/AVERAGE		49/41.4	58/41.6
NET PUNTING AVG.		49/36.6	58/36.1
PENALTIES/YARDS		83/943	81/773
FUMBLES/BALL LOST		20/12	20/10
TOUCHDOWNS		35	49
Rushing	12	15	
Passing	22	32	
Returns	1	2	

Score by Periods	1	2	3	4	OT	TOT
Saints	37	109	96	69	0	311
Opponents	87	143	70	93	0	393

SCORING	TD	Ru	Pa	Rt	PAT	FG	S	TP
Dempsey	0	0	0	0	33/35	22/41	0	99
Livingston	8	5	0	0			0	48
Abramowicz	7	0	7	0			0	42
Wheelwright	5	4	1	0			0	30
Poage	4	0	4	0			0	24
Parks	3	0	3	0			0	18
Baker	2	1	1	0			0	12
Shy	2	1	1	0			0	12
Barrington	1	1	0	0			0	6
Dodd	1	0	1	0			0	6
Hester	1	0	1	0			0	6
Preece	1	0	0	1			0	6
Saints	35	12	22	1	33/35	22/41	1	1311
Opponents	49	15	32	2	47/49	16/29	2	393

SACKS: Saints 21.0, Opp. 27.0

RUSHING	No	Yds	Avg	LG	TD
Livingston	181	761	4.2	18	5
Baker	134	642	4.8	54	1
Wheelwright	25	85	3.4	17	4
Shy	21	75	3.6	22	1
Abramowicz	3	61	20.3	28	0
Barrington	7	33	4.7	17	1
Kilmer	11	18	1.6	12	0
Hargett	5	15	3.0	11	0
Dodd	3	12	4.0	9	0
Lorick	5	11	2.2	6	0
Poage	1	-3	-3.0	-3	0
Looney	3	-5	-1.7	4	0
Saints	399	1705	4.3	54	12
Opponents	419	1835	4.4	66t	15

RECEIVING	No	Yds	Avg	LG	TD
Abramowicz	73	1015	13.9	49t	7
Dodd	37	600	16.2	52	1
Baker	34	352	10.4	35	1
Parks	31	439	14.2	40	3
Livingston	28	278	9.9	51t	3
Poage	18	236	13.1	29	4
Shy	9	141	15.7	70	1
Wheelwright	8	68	8.5	20t	1
Barrington	4	42	10.5	15	0
Hester	3	44	14.7	22	1
Saints	245	3215	13.1	70	22
Opponents	200	3382	16.9	88t	32

INTERCEPTIONS	No	Yds	Avg	LG	TD
Nevelt	3	20	6.7	20	0
Whitsell	3	14	4.7	11	0
Howard	2	0	0.0	0	0
Burris	1	24	24.0	24	0
Absher	1	7	7.0	7	0
Preece	1	6	6.0	6	0
Thompson	1	2	2.0	2	0
Saints	12	73	6.1	24	0
Opponents	20	265	13.3	47	0

PUNTING	No	Yds	Avg	Net	TB	I20	LG	B
Cordill	42	1719	40.9	35.9	2	58	1	0
McNeill	7	312	44.6	41.0	1	81	0	1
Saints	49	2031	41.4	36.6	3	81	1	0
Opponents	58	2410	41.6	36.1	5	54	1	0

PUNT RET	Ret	FC	Yds	Avg	LG	TD
Dodd	15	9	106	7.1	21	0
Howard	9	0	73	8.1	30	0
Thompson	4	1	25	6.3	12	0
Barrington	1	0	8	8.0	8	0
Ward	1	1	5	5.0	5	0
Lorick	0	1	0	---	---	0
Saints	30	12	217	7.2	30	0
Opponents	27	5	176	6.5	39	0

KICKOFF RET	No	Yds	Avg	LG	TD
Barrington	17	394	23.2	54	0
Nevelt	2	53	26.5	37	0
Hester	1	4	4.0	4	0
Preece	1	0	0.0	0	0
Saints	62	1455	23.5	86	0
Opponents	48	935	19.5	44	0

FIELD GOALS	1-19	20-29	30-39	40-49	50+
Dempsey	5/6	6/7	3/6	7/11	1/11
Saints	5/6	6/7	3/6	7/11	1/11
Opponents	6/7	4/4	4/8	2/9	0/1

Dempsey: (57N, 13G, 43G)(32N, 56N, 43G)(48N, 55G)(22G)(35N, 33G)(18N, 22G)(48N, 43B, 56N, 43G)(56N, 37G)(50N, 23G, 43G, 33G, 19G)(53B, 55N, 57N, 17G, 43G)(27N, 56N, 37N, 27G, 40G, 26G, 17G)(54N, 47N, 20G)(1)(38G, 40G)

Opponents: (18G)(47N)(35G, 44G)(31N, 37N, 37B, 28G, 30G)(57N, 43N, 33G)(34N, 47N, 45N, 12G, 40G)(1)(46B, 40N, 21G, 21G)(19G)(23G)(30G)(19G)(44N, 19G)(19N, 11G)

1969 NFL CAPITOL STANDINGS

Saints Finish: 3rd place				
	W	L	T	Pct.
Dallas	11	2	1	.846
Washington	7	5	2	.583
New Orleans	5	9	0	.357
Philadelphia	4	9	1	.308

PASSING	Att	Cmp	Yds	Cmp%	Yds/Att	TD	TD%	Int	Int%	Long	Sk/Yds	Rating
Kilmer	360	193	2532	53.6	7.03	20	5.6	17	4.7	52	22/12	74.9
Hargett	52	31	403	59.6	7.75	0	0.0	0	0.0	32	3/18	84.1
Ninowski	34	17	227	50.0	6.68	1	2.9	2	5.9	70	1/11	56.9
Livingston	4	3	38	75.0	9.50	1	25.0	1	25.0	14	0/0	104.2
Barrington	2	1	15	50.0	7.50	0	0.0	0	0.0	15	1/0	75.0
Looney	1	0	0	0.0	0.00	0	0.0	0	0.0	0	0/0	39.6
Saints	453	245	3215	54.1	7.10	22	4.9	20	4.4	70	27/241	74.5
Opponents	382	200	3382	52.4	8.85	32	8.4	12	3.1	88t	21/199	97.4

SAINTS STATISTICS

1970

RECORD: 2-11-1

FINISH: 4th-NFC WEST

Date	W/L	Score	Opponent	Attendance
9/20	L	3-14	Atlanta	77,042
9/27	L	0-26	at Minnesota	47,900
10/4	W	14-10	New York Giants	69,126
10/11	L	17-24	at St. Louis	45,294
10/18	T	20-20	at San Francisco	39,446
10/25	L	14-32	at Atlanta	58,850
11/1	L	17-30	Los Angeles	77,861
11/8	W	19-17	Detroit	66,910
11/15	L	10-21	at Miami	42,866
11/22	L	6-31	Denver	66,837
11/29	L	6-26	at Cincinnati	59,342
12/6	L	16-34	at Los Angeles	66,410
12/13	L	27-38	San Francisco	61,940
12/20	L	3-24	Chicago	63,518

TEAM STATISTICS	N.O.	OPP.
TOTAL FIRST DOWNS	183	263
Rushing	55	100
Passing	112	150
Penalty	16	13
3rd Down: Made/Att.	67/198	84/193
3rd Down: Pct.	33.8	43.5
4th Down: Made/Att.	0/1	3/5
4th Down: Pct.	0.0	60.0

POSSESSION AVG.	
TOTAL NET YARDS	3673
Avg. Per Game	262.4
Total Plays	814
Avg. Per Play	4.5

NET YARDS RUSHING	
1215	1891
Avg. Per Game	86.8
Total Rushes	371

NET YARDS PASSING	
2458	3061
Avg. Per Game	175.6
Sacked/Yards Lost	28/232
Gross Yards	2690
Att./Completions	415/213
Completion Pct.	51.3
Had Intercepted	22

PUNTS/AVERAGE	
77/42.5	56/40.4
NET PUNTING AVG.	77/35.8
PENALTIES/YARDS	91/1029
FUMBLES/BALL LOST	27/18

TOUCHDOWNS	
17	40
Rushing	4
Passing	11
Returns	2

Score by Periods	1	2	3	4	OT	TOT
Saints	59	33	22	58	0	172
Opponents	68	87	76	116	0	347

SCORING	TD	Ru	Pa	Rt	PAT	FG	S	TP
Dempsey	0	0	0	0	16/17	18/34	0	70
Abramowicz	5	0	5	0	0	0	0	30
Barrington	2	2	0	0	0	0	0	12
Burrough	2	0	2	0	0	0	0	12
Dodd	2	0	1	1	0	0	0	12
Parks	2	0	2	0	0	0	0	12
Baker	1	1	0	0	0	0	0	6
McCall	1	1	0	0	0	0	0	6
Morgan	1	0	0	1	0	0	0	6
Poage	1	0	1	0	0	0	0	6
Saints	17	4	11	2	16/17	18/34	0	172
Opponents	40	15	19	6	38/40	23/34	0	347

SACKS: Saints 17.0, Opp. 28.0

RUSHING	No	Yds	Avg	LG	TD
Baker	82	337	4.1	29	1
Barrington	72	228	3.2	16	2
Otis	71	211	3.0	15	0
Pitts	32	96	3.0	11	0
Davis	27	94	3.5	25	0
McCall	23	63	2.7	11	1
Wheelwright	16	45	2.8	9	0
Kilmer	12	42	3.5	15	0
Dodd	5	31	6.2	16	0
Livingston	10	29	2.9	10	0
Poage	1	13	13.0	13	0
Abramowicz	1	7	7.0	7	0
Hargett	4	7	1.8	7	0
Dusenbery	4	6	1.5	3	0
Nyvall	5	6	1.2	6	0
Burrough	1	4	4.0	4	0
Gros	4	2	0.5	4	0
Fagan	1	-6	-6.0	-6	0
Saints	371	1215	3.3	29	4
Opponents	469	1891	4.0	74t	15

RECEIVING	No	Yds	Avg	LG	TD
Abramowicz	55	906	16.5	48	5
Dodd	28	484	17.3	45t	1
Parks	26	447	17.2	38	2
Barrington	22	130	5.9	20	0
Otis	20	124	6.2	22	0
Poage	15	166	11.1	36t	1
Burrough	13	196	15.1	35	2
Baker	12	47	3.9	11	0
Pitts	7	63	9.0	12	0
McCall	5	43	8.6	17	0
Davis	4	29	7.3	13	0
Gros	2	0	0.0	1	0
Nyvall	2	-1	-5	1	0
Shaw	1	49	49.0	49	0
Wheelwright	1	7	7.0	7	0
Saints	213	2690	12.6	49	11
Opponents	238	3197	13.4	74	19

INTERCEPTIONS	No	Yds	Avg	LG	TD
Hollas	5	79	15.8	29	0
Wyatt	4	45	11.3	25	0
Burkett	4	36	9.0	16	0
Nevelt	3	49	16.3	47	0
Howell	3	28	9.3	28	0
Lyons	1	12	12.0	12	0
Morgan	1	7	7.0	7	0
Scarpati	1	4	4.0	4	0
Saints	22	260	11.8	47	0
Opponents	22	256	11.6	52	1

PUNTING	No	Yds	Avg	Net	TB	I20	LG	B
Fagan	77	3269	42.5	35.8	4	64	2	
Saints	77	3269	42.5	35.8	4	64	2	
Opponents	56	2265	40.4	33.4	9	60	1	

PUNT RET	Ret	FC	Yds	Avg	LG	TD
Dodd	14	3	129	9.2	41	0
Howard	5	0	14	2.8	5	0
Lyons	5	3	34	6.8	27	0
Hollas	4	6	22	5.5	11	0
Wyatt	1	1	15	15.0	15	0
Saints	29	13	214	7.4	41	0
Opponents	41	22	434	10.6	77t	1

KICKOFF RET	No	Yds	Avg	LG	TD
Burrough	15	298	19.9	38	0
Dodd	15	319	21.3	32	0
Dusenbery	10	183	18.3	26	0
Barrington	6	129	21.5	26	0
Otis	2	22	11.0	19	0
Lewis	1	19	19.0	19	0
Lyons	1	20	20.0	20	0
McCall	1	26	26.0	26	0
Pitts	1	22	22.0	22	0
Poage	1	6	6.0	6	0
Saints	53	1044	19.7	38	0
Opponents	35	735	21.0	55	0

FIELD GOALS	1-19	20-29	30-39	40-49	50+
Dempsey	4/5	6/8	1/5	4/7	3/9
Saints	7/5	6/8	1/5	4/7	3/9
Opponents	4/8	4/5	5/7	6/12	1/2

Dempsey: (43B, 50N, 38N, 42G) (30N, 52N, 37N) (54B) (29B, 53N, 34G) (40G, 24G) (44N) (23G) (24B, 29G, 27G, 8G, 63G) (10G) (52N, 47G, 14G) (34B, 28G, 18G) (24G, 50G, 44G) (56N) (19B, 43N, 47G)

Opponents: () (42N, 42N, 22G, 14G, 15G, 47G) (42N, 30N, 26N, 8G) (44G) (49N, 21G, 48G) (16G, 49G) (43G, 14G, 23G) (18G) (53N) (30N, 35G) (49N, 35G, 11G, 34G, 22G) (17N, 45G, 37G) (37G) (45N, 50G)

1970 NFC WEST STANDINGS				
Saints Finish: 4th place				
	W	L	T	Pct.
San Francisco	10	3	1	.769
Los Angeles	8	5	1	.615
Atlanta	4	8	2	.333
New Orleans	2	11	1	.179

PASSING	Att	Cmp	Yds	Cmp%	Yds/Att	TD	TD%	Int	Int%	Long	Sk/Yds	Rating
Kilmer	237	135	1557	57.0	6.57	6	2.5	17	7.2	46t	19/155	55.5
Hargett	175	78	1133	44.6	6.47	5	2.9	5	2.9	49t	9/77	63.8
Ramsey	2	0	0	0.0	0.00	0	0.0	0	0.0	0	0/0	39.6
Dodd	1	0	0	0.0	0.00	0	0.0	0	0.0	0	0/0	39.6
Saints	415	213	2690	51.3	6.48	11	2.7	22	5.3	49	28/232	58.6
Opponents	430	238	3197	55.3	7.43	19	4.4	22	5.1	74	17/136	72.6

OWNER FOOTBALL ADMINISTRATION RECORDS HISTORY

FINISH: 4th-NFC WEST

PUNT RET	Ret	FC	Yds	Avg	LG	TD
Moore	13	4	88	6.8	14	0
Dodd	2	1	12	6.0	9	0
Abrahamowicz	1	4	0	0.0	0	0
Hollas	0	7	0	---	0	0
Salts	16	11	251	6.3	14	0
Opponents	43	16	100	5.8	28	0

KICKOFF RET	No	Yds	Avg	LG	TD
Robinson	19	443	23.3	51	0
Dodd	12	252	21.0	28	0
Moore	11	246	22.4	31	0
Strong	9	134	14.9	20	0
Gresham	3	60	20.0	26	0
Abraham	1	3	3.0	3	0

Saints	56	1143	20.4	51	0
Opponents	54	1326	24.6	105t	2
FIELD GOALS					
Durkee	1-19	20-29	30-39	40-49	50+
Butler	6/6	4/4	6/9	0/3	0/1
Butler	0/1	0/1	1/2	0/2	0/1
Saints	6/7	4/4	7/11	0/5	0/0
Opponents	3/4	2/3	4/7	4/10	0/2
DURKEE: {}(){}(14G, 37G)(48N) (36G, 28G, 24G)					
(33N)(47N) (38G, 14G) (53N, 19G) (34N, 12G, 12G,					
35G, 26G, 11G) {}(34B, 47B, 28G) (30G, 36G)					
BUTLER: (46N, 48 N, 32G) (30B, 17N) {}()					
{ } () () () () () () () () () () () () () () ()					

Team: (48B, 48N, 32G) (30B, 17N) (14G, 37G) (48N) (36G) (28G, 24G) (33E) (38G, 14G) (53N, 19G) (34N, 12G, 12G, 35G, 26G, 11G) (1) (34B, 47B, 28G) (30G, 36G)

Opponents: (31G, 27G) (40N, 39N, 42G) (60N, 22G, 44G) (49N) (50N) (25N) (41N, 47G) (1) (45N, 37N, 16G, 37G) (37N, 33G, 47G, 32G) (1) (15N, 12G) (48N) (12G)

1971 NFC WEST STANDINGS

Saints Finish: 4th place

	W	L	T	Pct.
San Francisco	9	5	0	.643
Los Angeles	8	5	1	.615
Atlanta	7	6	1	.538
New Orleans	4	8	2	.357

PUNTING	No	Yds	Avg	Net	TB	120	LG	B
Fagan	77	3188	41.4	37.1	4		64	0
Saints	77	3188	41.4	37.1	4		64	0
Opponents	50	2061	41.2	38.0	3		59	0

PASSING	Att	Cmp	Yds	Cmp%	Yds/Att	TD	TD%	Int	Int%	Long	Sk/Yds	Rating
Hargrett	210	96	1191	45.7	5.67	6	2.9	5	2.4	49	10/68	63.4
Manning	177	86	1164	48.6	6.58	6	3.4	9	5.1	63t	40/332	60.1
Saints	387	182	2355	47.0	6.09	12	3.1	14	3.6	63t	50/400	61.9
Opponents	333	175	2472	52.6	7.42	20	6.0	20	6.0	84	24/234	71.8

SAINTS STATISTICS

1972

RECORD: 2-11-1

FINISH: 4th-NFC WEST

Date	W/L	Score	Opponent	Attendance
9/17	L	14-34	at Los Angeles	66,303
9/25	L	17-20	Kansas City	70,793
10/1	L	2-37	San Francisco	69,840
10/8	L	21-45	at New York Giants	62,507
10/15	L	14-21	Atlanta	66,294
10/22	T	20-20	at San Francisco	59,167
10/29	W	21-3	Philadelphia	65,664
11/5	L	6-37	at Minnesota	49,784
11/12	L	20-36	at Atlanta	58,850
11/19	L	14-17	at Detroit	53,752
11/26	W	19-16	Los Angeles	64,325
12/3	L	17-18	at New York Jets	62,496
12/10	L	10-17	New England	64,889
12/17	L	20-30	Green Bay	65,881

TEAM STATISTICS	N.O.	OPP.
TOTAL FIRST DOWNS	226	251
Rushing	83	107
Passing	123	129
Penalty	20	15
3rd Down: Made/Att.	63/188	79/167
3rd Down: Pct.	33.5	40.1
4th Down: Made/Att.	5/8	3/6
4th Down: Pct.	62.5	50.0

POSSESSION AVG.		
TOTAL NET YARDS	3664	4491
Avg. Per Game	261.7	320.8
Total Plays	829	873
Avg. Per Play	4.4	5.1

NET YARDS RUSHING		
1230	2089	
Avg. Per Game	87.9	149.2
Total Rushes	337	482

NET YARDS PASSING		
2434	2402	
Avg. Per Game	173.9	171.6
Sacked/Yards Lost	43/347	24/194
Gross Yards	2781	2596
Att./Completions	449/230	367/213
Completion Pct.	51.2	58.0
Had Intercepted	21	14

PUNTS/AVERAGE		
71/40.8	52/39.3	
NET PUNTING AVG.	71/35.5	52/37.0
PENALTIES/YARDS	69/585	78/711
FUMBLES/BALL LOST	33/16	27/13

TOUCHDOWNS		
26	38	
Rushing	5	15
Passing	18	21
Returns	3	2

Score by Periods	1	2	3	4	OT	TOT
Saints	37	45	54	79	0	215
Opponents	78	137	68	78	0	361

SCORING	TD	Ru	Pa	Rt	PAT	FG	S	TP
Abramowicz	7	0	7	0			0	42
Parks	6	0	6	0			0	36
Feller	0	0	0	0	10/11	6/11	0	28
Durkee	0	0	0	0	9/9	3/9	0	18
Gresham	3	3	0	0			0	18
Butler	2	0	2	0			0	12
Manning	2	2	0	0			0	12
Newland	2	0	2	0			0	12
Linhart	0	0	0	0	5/5	2/5	0	11
Brown	1	0	1	0			0	6
Jackson	1	0	0	1			0	6
Neal	1	0	0	1			0	6
Wyatt	1	0	0	1			0	6
Owens	0	0	0	0			1	2
Saints	26	5	18	3	24/25	11/25	215	
Opponents	38	15	21	2	38/38	31/43	1	361

SACKS: Saints 24.0, Opp. 43.0

RUSHING	No	Yds	Avg	LG	TD
Gresham	121	381	3.1	23	3
Manning	63	351	5.6	18	2
Butler	54	233	4.3	27	0
Strong	37	120	3.2	9	0
J. Williams	31	72	2.3	11	0
Green	14	51	3.6	14	0
Ford	11	28	2.5	9	0
V. Robinson	5	1	0.2	5	0
Parks	1	-7	-7.0	-7	0
Saints	337	1230	3.6	27	5
Opponents	482	2089	4.3	45	15

RECEIVING	No	Yds	Avg	LG	TD
Newland	47	579	12.3	42t	2
Abramowicz	38	668	17.6	51	7
Parks	32	542	16.9	66t	6
Gresham	29	192	6.6	54	0
Butler	25	226	9.0	21	2
J. Williams	16	116	7.3	32	0
Strong	14	123	8.8	16	0
Brown	11	175	15.9	34	1
Adkins	9	96	10.7	38	0
Green	7	49	7.0	15	0
Ford	1	9	9.0	9	0
Whitaker	1	6	6.0	6	0
Saints	230	2781	12.1	66t	18
Opponents	213	2596	12.2	81t	21

INTERCEPTIONS	No	Yds	Avg	LG	TD
Lee	4	65	16.3	32	0
Jackson	3	41	13.7	31	0
Myers	3	0	0.0	0	0
Roussel	2	15	7.5	11	0
Hollas	1	14	14.0	14	0
Howell	1	6	6.0	6	0
Saints	14	141	10.1	32	0
Opponents	21	349	16.6	64	1

PUNTING	No	Yds	Avg	Net	TB	I20	LG	B
Fagan	71	2899	40.8	35.5	5		71	1
Saints	71	2899	40.8	35.5	5		71	1
Opponents	52	2045	39.3	37.0	4		70	3

PUNT RET	Ret	FC	Yds	Avg	LG	TD
Myers	9	15	43	4.8	10	0
Adkins	7	2	0	0.0	4	0
Saints	16	17	43	2.7	10	0
Opponents	36	14	281	7.8	34	0

KICKOFF RET	No	Yds	Avg	LG	TD
Adkins	43	1020	23.7	61	0
Green	8	187	23.4	58	0
Strong	4	53	13.3	22	0
Hollas	2	9	4.5	9	0
J. Williams	2	23	11.5	15	0
Butler	1	14	14.0	14	0
Newland	1	6	6.0	6	0
Prudhomme	1	0	0.0	0	0
Saints	62	1312	21.2	61	0
Opponents	50	1129	22.6	48	0

FIELD GOALS	1-19	20-29	30-39	40-49	50+
Feller	1/1	1/2	3/4	1/4	0/0
Durkee	1/1	0/1	2/3	0/4	0/0
Linhart	1/1	1/2	0/0	0/2	0/0
Saints	3/3	2/5	5/7	1/10	0/0
Opponents	4/4	6/8	17/19	4/11	0/1

Feller: {}(){}(){}(){}(19G, 25G) {}(34B, 46G, 33G)(23N, 31G)(45N, 40N, 30G)(49B)

Durkee: (40N)(31G)(43N, 33N)(40N)(47B)

{}(){}(14G, 27N, 36G) {}(){}(){}(){}()

Linhart: {}(){}(){}(41N, 11G, 20G)(43N, 27N) {}(){}(){}()

Team: (40N)(31G)(43N, 33N)(40N)(47B)(41N, 11G, 20G)(43N, 27N)(14G, 27N, 36G)(19G, 25G) {}(34B, 46G, 33G)(23N, 31G)(45N, 40N, 30G)(49B)

Opponents: (21N, 36G, 28G)(12G, 22G)(20N, 14G, 36G, 27G)(17G) {}(52N, 41G, 36G)(45N, 17G)(29G, 32G, 45G)(37G, 42N, 32G)(35G, 33G)(49N, 31N, 47N, 48G, 31G, 24G)(48N, 30G, 39G, 31G, 23G, 33G, 42G)(30N, 36G)(48B, 40B, 34G, 35G, 34G)

1972 NFC WEST STANDINGS

Saints Finish: 4th place

	W	L	T	Pct.
San Francisco	8	5	1	.607
Atlanta	7	7	0	.500
Los Angeles	6	7	1	.464
New Orleans	2	11	1	.179

OWNER
FOOTBALL
ADMINISTRATION
RECORDS
HISTORY

PASSING	Att	Cmp	Yds	Cmp%	Yds/Att	TD	TD%	Int	Int%	Long	Sk/Yds	Rating
Manning	448	230	2781	51.3	6.21	18	4.0	21	4.7	66t	43/347	64.6
Gresham	1	0	0	0.0	0.00	0	0.0	0	0.0	0	0/0	39.6
Saints	449	230	2781	51.2	6.19	18	4.0	21	4.7	66t	43/347	64.5
Opponents	367	213	2596	58.0	7.07	21	5.7	14	3.8	81t	24/194	83.1

OWNER FOOTBALL ADMINISTRATION RECORDS HISTORY

FINISH: 3rd-NFC WEST

[illegible]

SCORING	TD	Ru	Pa	Rt	PAT	FG	S	TP
McClard	0	0	0	0	9/9	13/24	0	48
Dunbar	4	0	4	0			0	24
Newland	4	0	4	0			0	24
Feller	0	0	0	0	7/7	4/12	0	19
Butler	3	1	2	0			0	18
Beasley	1	0	1	0			0	6
Manning	2	2	0	0			0	12
Stevens	2	2	0	0			0	12
Saints	16	5	11	0	16/16	17/36	0	163
Oponents	36	17	15	4	35/36	19/34	2	2312
SACKS: Saints 24.0, Opp. 37.0								

PASSING	Att	Cmp	Yds	Cmp%	Yds/Att	TD	TD%	Int	Int%	Long	Sk/Yds	Rating
Manning	267	140	1642	52.4	6.15	10	3.7	12	4.5	65t	28/177	65.2
Scott	54	18	245	33.3	4.54	1	1.9	3	5.6	42	4/29	31.8
Davis	17	5	14	29.4	0.82	0	0.0	2	11.8	14	5/36	0.0
Saints	338	163	1901	48.2	5.62	11	3.3	17	5.0	65t	37/242	55.6
Opponents	337	176	2333	52.2	6.92	15	4.5	16	4.7	54	24/155	69.5

SAINTS STATISTICS

1974

RECORD: 5-9

FINISH: 3rd-NFC WEST

Date	W/L	Score	Opponent	Attendance
9/15	L	13-17	San Francisco	65,071
9/22	L	0-24	at Los Angeles	64,178
9/29	W	14-13	Atlanta	62,273
10/6	L	10-24	at Chicago	45,818
10/13	L	17-33	at Denver	51,831
10/20	W	13-10	at Atlanta	47,217
10/27	W	14-13	Philadelphia	64,257
11/3	L	14-19	at Detroit	43,256
11/10	L	0-21	Miami	74,289
11/17	W	20-7	Los Angeles	57,287
11/25	L	7-28	Pittsburgh	71,907
12/1	L	9-29	at Minnesota	44,202
12/8	W	14-0	St. Louis	57,152
12/15	L	21-35	at San Francisco	40,418

TEAM STATISTICS

TOTAL FIRST DOWNS

	N.O.	OPP.
Rushing	117	104
Passing	91	105
Penalty	25	17
3rd Down: Made/Att.	66/191	56/165
3rd Down: Pct.	34.6	33.9
4th Down: Made/Att.	5/9	5/8
4th Down: Pct.	55.6	62.5

POSSESSION AVG.

TOTAL NET YARDS

	3744	3797
Avg. Per Game	267.4	271.2
Total Plays	929	853
Avg. Per Play	4.0	4.5

NET YARDS RUSHING

	1983	1758
Avg. Per Game	141.6	125.6
Total Rushes	503	447

NET YARDS PASSING

	1761	2039
Avg. Per Game	125.3	145.6
Sacked/Yards Lost	37/276	37/291
Gross Yards	2037	2330
Att./Completions	389/185	369/193
Completion Pct.	47.6	52.3
Had Intercepted	21	16

PUNTS/AVERAGE

NET PUNTING AVG.

PENALTIES/YARDS

FUMBLES/BALL LOST

TOUCHDOWNS

	20	34
Rushing	9	11
Passing	10	17
Returns	1	6

Score by Periods

	1	2	3	4	OT	TOT
Saints	30	64	34	38	0	166
Opponents	72	89	33	69	0	263

SCORING

	TD	R	Pa	Rt	PAT	FG	S	TP
McClard	0	0	0	0	19/20	9/16	0	46
Parker	4	0	4	0	0	0	0	24
Seal	4	1	3	0	0	0	0	24
Maxson	3	2	1	0	0	0	0	18
Newland	2	0	2	0	0	0	0	12
Phillips	2	2	0	0	0	0	0	12
Cipa	1	1	0	0	0	0	0	6
Manning	1	1	0	0	0	0	0	6
McNeill	1	1	0	0	0	0	0	6
Schmidt	1	0	0	1	0	0	0	6
Stevens	1	1	0	0	0	0	0	6
Saints	20	9	10	1	19/20	9/16	0	166
Opponents	34	11	17	6	29/31	10/17	0	263

SACKS: Saints 37.0, Opp. 37.0

RUSHING

	No	Yds	Avg	LG	TD
Maxson	165	714	4.3	66t	2
Phillips	174	556	3.2	14	2
Manning	28	204	7.3	26	1
Stevens	43	190	4.4	25	1
DeGrenier	33	110	3.3	10	0
McNeill	22	90	4.1	24	1
Butler	21	74	3.5	10	0
Cipa	12	35	2.9	15	1
Seal	2	7	3.5	6t	1
Parker	2	2	1.0	6	0
Scott	1	1	1.0	1	0
Saints	503	1983	3.9	66t	9
Opponents	447	1758	3.9	33	11

RECEIVING

	No	Yds	Avg	LG	TD
Maxson	42	294	7.0	22	1
Parker	41	455	11.1	58	4
Seal	32	466	14.6	42	3
Newland	27	490	18.1	79t	2
Stevens	13	81	6.2	20	0
Phillips	11	55	5.0	17	0
Beasley	5	85	17.0	30	0
McNeill	5	64	12.8	30	0
DeGrenier	4	13	3.3	8	0
Butler	2	3	1.5	2	0
Havrilak	1	23	23.0	23	0
McCulloch	1	5	5.0	5	0
Thomas	1	3	3.0	3	0
Saints	185	2037	11.0	79t	10
Opponents	193	2330	12.1	57	17

INTERCEPTIONS

	No	Yds	Avg	LG	TD
Jackson	4	53	13.3	28	0
Schmidt	4	27	6.8	24t	1
Myers	3	43	14.3	21	0
Colman	1	17	17.0	17	0
Fuller	1	16	16.0	16	0
Farasopoulos	1	14	14.0	14	0
Federspiel	1	9	9.0	9	0
J. Moore	1	0	0.0	0	0
Saints	16	179	11.2	28	1
Opponents	21	258	12.3	39	2

PUNTING

	No	Yds	Avg	Net	TB	I20	LG	B
Blanchard	88	3704	42.1	30.4	7	71	71	0
Gibbs	3	99	33.0	28.3	0	35	0	0
Saints	91	3803	41.8	30.3	7	71	0	0
Opponents	77	3274	42.5	35.3	7	67	0	0

PUNT RET

	Ret	FC	Yds	Avg	LG	TD
Stevens	37	7	376	10.2	40	0
Farasopoulos	3	0	36	12.0	18	0
Jackson	2	0	3	1.5	3	0
McNeill	1	0	0	0.0	0	0
Saints	43	7	415	9.7	40	0
Opponents	59	1	906	15.4	72t	2

KICKOFF RET

	No	Yds	Avg	LG	TD
Stevens	33	749	22.7	41	0
Phillips	7	124	17.7	27	0
Coleman	2	13	6.5	9	0
Federspiel	2	20	10.0	12	0
Middleton	2	18	9.0	11	0
Butler	1	12	12.0	12	0
Davis	1	14	14.0	14	0
Jackson	1	27	27.0	27	0
Kingrea	1	22	22.0	22	0
Lawson	1	20	20.0	20	0
Schmidt	1	23	23.0	23	0
Spencer	1	-2	-2.0	-2	0
Saints	53	1040	19.6	41	0
Opponents	40	894	22.4	52	0

FIELD GOALS

	1-19	20-29	30-39	40-49	50+
McClard	0/0	4/6	2/4	1/4	2/2
Saints	0/0	4/6	2/4	1/4	2/2
Opponents	2/2	3/6	4/6	1/3	0/0

McClard: (23G, 31G) () () (28N, 21G) (52G, 38N, 46N) (33B, 41G, 31G) () (28N, 42N) () (28G, 51G) () (44N, 27G) () ()

Opponents: (19G, 24N) (30G) (21G, 27G) (30G) (24N) (47G) (28N, 18G) (37G, 40N, 36G) () (36N) (49N) (25G) (35N) ()

1974 NFC WEST STANDINGS

Saints Finish: 3rd place

	W	L	T	Pct.
Los Angeles	10	4	0	.714
San Francisco	6	8	0	.429
New Orleans	5	9	0	.357
Atlanta	3	11	0	.214

FOOTBALL OWNER ADMINISTRATION RECORDS HISTORY

PASSING	Att	Cmp	Yds	Cmp%	Yds/Att	TD	TD%	Int	Int%	Long	Sk/Yds	Rating
Manning	261	134	1429	51.3	5.48	6	2.3	16	6.1	79t	26/172	49.8
Scott	71	31	366	43.7	5.15	4	5.6	4	5.6	36t	6/62	55.3
Cipa	55	20	242	36.4	4.40	0	0.0	0	0.0	30t	4/36	50.7
McClard	1	0	0	0.0	0.00	0	0.0	1	100.0	0	0/0	0.0
Parker	1	0	0	0.0	0.00	0	0.0	0	0.0	0	1/6	39.6
Saints	389	185	2037	47.6	5.24	10	2.6	21	5.4	79t	37/276	49.6
Opponents	369	193	2330	52.3	6.31	17	4.6	16	4.3	57	37/291	69.3

FINISH: 4th-NFC WEST

1975 NFC WEST STANDINGS				
Saints Finish: 4th place				
	W	L	T	Pct.
Los Angeles	12	2	0	.857
San Francisco	5	9	0	.357
Atlanta	4	10	0	.286
New Orleans	2	12	0	.143

490 2020 MEDIA GUIDE

SAINTS STATISTICS

1976

RECORD: 4-10

FINISH: 3rd-NFC WEST

Date	W/L	Score	Opponent	Attendance	SCORING	TD	Ru	Pa	Rt	PAT	FG	S	TP	PUNTING	No	Yds	Avg	Net	TB	I20	LG	B
9/12	L	9-40	Minnesota	58,156	Szaro	0	0	0	0	25/29	18/23	0	79	Blanchard	101	3974	39.3	31.0	5	14	63	0
9/19	L	6-24	Dallas	61,413	Galbreath	8	7	1	0			0	48	Saints	101	3974	39.3	31.0	5	14	63	0
9/26	W	27-17	at Kansas City	53,918	Childs	4	1	3	0			0	24	Opponents	88	3469	39.4	32.9	10	16	67	1
10/3	L	26-31	Houston	51,973	Burton	2	0	2	0			0	12									
10/10	W	30-0	Atlanta	51,921	Douglass	2	2	0	0			0	12	PUNT RET	Ret	FC	Yds <td>Avg</td> <td>LG</td> <td>TD</td> <td></td>	Avg	LG	TD		
10/17	L	3-33	at San Francisco	43,160	Merlo	2	0	0	2			0	12	Athas	35	10	332	9.5	67	0		
10/24	L	10-16	Los Angeles	51,984	Muncie	2	2	0	0			0	12	Galbreath	2	0	8	4.0	4	0		
10/31	L	20-23	at Atlanta	34,127	Strachan	2	2	0	0			0	12	McQuay	2	0	5	2.5	11	0		
11/7	L	27-32	at Green Bay (Mil.)	52,936	Capone	1	0	0	1			0	6	Myers	2	0	22	11.0	11	0		
11/14	W	17-16	Detroit	42,048	Maxson	1	1	0	0			0	6	Crist	1	2	8	8.0	8	0		
11/21	W	51-27	at Seattle	61,865	Myers	1	0	0	1			0	6	Owens	0	2	0	---	---	0		
11/28	L	14-33	at Los Angeles	54,906	Owens	1	0	1	0			0	6	Saints	42	14	375	8.9	67	0		
12/5	L	6-27	at New England	53,592	Price	1	0	0	1			0	6	Opponents	64	10	742	11.6	60t	1		
12/12	L	7-27	San Francisco	42,536	Scott	1	1	0	0			0	6									
					Thaxton	1	0	1	0			0	6	KICKOFF RET	No	Yds	Avg	LG	TD			

TEAM STATISTICS		N.O.	OPP.	Saints										Opponents																																																																																																																																																																																																																																																																																																																																																																																																																																																																																																																																																																																																																																																																																																																																														
TOTAL FIRST DOWNS		226	275	Saints		29	16	8	5	25/29	18/23	0253	Opponents		44	22	18	4	36/44	14/17	2346																																																																																																																																																																																																																																																																																																																																																																																																																																																																																																																																																																																																																																																																																																																																							
Rushing		92	129	SACKS: Saints 39.0, Opp. 51.0																																																																																																																																																																																																																																																																																																																																																																																																																																																																																																																																																																																																																																																																																																																																																								
Passing		111	121																																																																																																																																																																																																																																																																																																																																																																																																																																																																																																																																																																																																																																																																																																																																																									
Penalty		23	25	RUSHING																																																																																																																																																																																																																																																																																																																																																																																																																																																																																																																																																																																																																																																																																																																																																								
3rd Down: Made/Att.		63/210	81/214	Muncie		149	659	4.4	51	2																																																																																																																																																																																																																																																																																																																																																																																																																																																																																																																																																																																																																																																																																																																																																		
3rd Down: Pct.		29.0	37.9	Galbreath		136	570	4.2	74t	7																																																																																																																																																																																																																																																																																																																																																																																																																																																																																																																																																																																																																																																																																																																																																		
4th Down: Made/Att.		2/2	0/0	Strachan		66	258	3.9	31	2																																																																																																																																																																																																																																																																																																																																																																																																																																																																																																																																																																																																																																																																																																																																																		
4th Down: Pct.		100.0	0.0	Maxson		34	120	3.5	16	1																																																																																																																																																																																																																																																																																																																																																																																																																																																																																																																																																																																																																																																																																																																																																		
POSSESSION AVG.				Douglass		21	92	4.4	19	2																																																																																																																																																																																																																																																																																																																																																																																																																																																																																																																																																																																																																																																																																																																																																		
TOTAL NET YARDS		3759	4491	Scott		12	48	4.0	13	1																																																																																																																																																																																																																																																																																																																																																																																																																																																																																																																																																																																																																																																																																																																																																		
Avg. Per Game		268.5	320.8	K. Jones		6	21	3.5	10	0																																																																																																																																																																																																																																																																																																																																																																																																																																																																																																																																																																																																																																																																																																																																																		
Total Plays		885	960	Childs		1	16	16.0	16t	1	Saints																																																																																																																																																																																																																																																																																																																																																																																																																																																																																																																																																																																																																																																																																																																																																	
Avg. Per Play		4.2	4.7	A. Jones		1	2	2.0	2	0	Opponents																																																																																																																																																																																																																																																																																																																																																																																																																																																																																																																																																																																																																																																																																																																																																	
NET YARDS RUSHING		1775	2289	Burton		3	-4	-1.3	4	0																																																																																																																																																																																																																																																																																																																																																																																																																																																																																																																																																																																																																																																																																																																																																		
Avg. Per Game		126.8	163.5	Seal		2	-7	-3.5	-1	0																																																																																																																																																																																																																																																																																																																																																																																																																																																																																																																																																																																																																																																																																																																																																		
Total Rushes		431	554	Saints		431	1775	4.1	74t	16																																																																																																																																																																																																																																																																																																																																																																																																																																																																																																																																																																																																																																																																																																																																																		
NET YARDS PASSING		1984	2202	Opponents		554	2289	4.1	38	22																																																																																																																																																																																																																																																																																																																																																																																																																																																																																																																																																																																																																																																																																																																																																		
Avg. Per Game		141.7	157.3	RECEIVING		No	Yds	Avg	LG	TD																																																																																																																																																																																																																																																																																																																																																																																																																																																																																																																																																																																																																																																																																																																																																		
Sacked/Yards Lost		51/369	39/312	Galbreath		54	420	7.8	35	1																																																																																																																																																																																																																																																																																																																																																																																																																																																																																																																																																																																																																																																																																																																																																		
Gross Yards		2353	2514	Herrmann		34	535	15.7	57	0																																																																																																																																																																																																																																																																																																																																																																																																																																																																																																																																																																																																																																																																																																																																																		
Att./Completions		403/206	367/200	Muncie		31	272	8.8	33	0																																																																																																																																																																																																																																																																																																																																																																																																																																																																																																																																																																																																																																																																																																																																																		
Completion Pct.		51.1	54.5	Childs		26	349	13.4	46t	3																																																																																																																																																																																																																																																																																																																																																																																																																																																																																																																																																																																																																																																																																																																																																		
Had Intercepted		14	12	Burton		18	297	16.5	69t	2																																																																																																																																																																																																																																																																																																																																																																																																																																																																																																																																																																																																																																																																																																																																																		
PUNTS/AVERAGE		101/39.3	88/39.4	Owens		12	241	20.1	74	1																																																																																																																																																																																																																																																																																																																																																																																																																																																																																																																																																																																																																																																																																																																																																		
NET PUNTING AVG.		101/31.0	88/32.9	Seal		9	72	8.0	15	0																																																																																																																																																																																																																																																																																																																																																																																																																																																																																																																																																																																																																																																																																																																																																		
PENALTIES/YARDS		103/901	105/883	Thaxton		7	112	16.0	25t	1																																																																																																																																																																																																																																																																																																																																																																																																																																																																																																																																																																																																																																																																																																																																																		
FUMBLES/BALL LOST		32/18	38/27	Maxson		7	21	3.0	14	0																																																																																																																																																																																																																																																																																																																																																																																																																																																																																																																																																																																																																																																																																																																																																		
TOUCHDOWNS		29	44	Strachan		6	22	3.7	14	0																																																																																																																																																																																																																																																																																																																																																																																																																																																																																																																																																																																																																																																																																																																																																		
Rushing		16	22	K. Jones		1	14	14.0	14	0																																																																																																																																																																																																																																																																																																																																																																																																																																																																																																																																																																																																																																																																																																																																																		
Passing		8	18	Douglass		1	-2	-2.0	-2	0																																																																																																																																																																																																																																																																																																																																																																																																																																																																																																																																																																																																																																																																																																																																																		
Returns		5	4	Saints		206	2353	11.4	74	8																																																																																																																																																																																																																																																																																																																																																																																																																																																																																																																																																																																																																																																																																																																																																		
Score by Periods		1	2	3		4		OT		TOT																																																																																																																																																																																																																																																																																																																																																																																																																																																																																																																																																																																																																																																																																																																																																		
Saints		23	83	75		72		0		253																																																																																																																																																																																																																																																																																																																																																																																																																																																																																																																																																																																																																																																																																																																																																		
Opponents		69	116	69		92		0		346																																																																																																																																																																																																																																																																																																																																																																																																																																																																																																																																																																																																																																																																																																																																																		
												Opponents		200	2514	12.6	55t	18																																																																																																																																																																																																																																																																																																																																																																																																																																																																																																																																																																																																																																																																																																																																										

INTERCEPTIONS	No	Yds	Avg	LG	TD
Merlo	4	142	35.5	83t	2
Athas	2	22	11.0	22	0
Jackson	2	5	2.5	5	0
Price	1	23	23.0	23t	1
Crist	1	20	20.0	20	0
Myers	1	0	0.0	0	0
Spencer	1	0	0.0	0	0
Saints	12	212	17.7	83t	3
Opponents	14	140	10.0	32	1

FIELD GOALS	1-19	20-29	30-39	40-49	50+
Szaro	1/1	8/8	4/5	4/7	1/2
Saints	1/1	8/8	4/5	4/7	1/2
Opponents	1/1	5/5	5/6	3/4	0/1

Szaro: (45G) (55N) (26G, 46N, 27G) (20G, 26G, 43G, 26G) (18G) (46G) (22G) () (30G, 32G) (37G, 48G, 0) (46G, 36G, 21G) () (50G, 47N, 29G) (37N)

Opponents: (24G, 35G) (25G) (51N, 27G) (31G) () (19G, 31G) (49G) () (38G, 32N) (43G) () (33G, 25G) (43N) (45G, 23G)

1976 NFC WEST STANDINGS					
Saints Finish: 3rd place					
	W	L	T	Pct.	
Los Angeles	10	3	1	.750	
San Francisco	8	6	0	.571	
New Orleans	4	10	0	.286	
Atlanta	4	10	0	.286	
Seattle	2	12	0	.143	

PASSING	Att	Cmp	Yds	Cmp%	Yds/Att	TD	TD%	Int	Int%	Long	Sk/Yds	Rating
Douglass	213	103	1288	48.4	6.05	4	1.9	8	3.8	74	26/189	58.2
Scott	190	103	1065	54.2	5.61	4	2.1	6	3.2	60t	24/162	64.5
Blanchard	0	0	0	---	---	0	---	0	---	---	1/18	---
Saints	403	206	2353	51.1	5.84	8	2.0	14	3.5	74	51/369	61.2
Opponents	367	200	2514	54.5	6.85	8	4.9	12	3.3	55t	39/312	78.8

SAINTS STATISTICS

1977

RECORD: 3-11

FINISH: 4th-NFC WEST

Date	W/L	Score	Opponent	Attendance
9/18	L	20-24	Green Bay	56,250
9/25	L	19-23	at Detroit	51,548
10/2	W	42-24	at Chicago	51,488
10/9	L	0-14	San Diego	53,942
10/16	L	7-14	at Los Angeles	46,045
10/23	L	31-49	at St. Louis	48,417
10/30	W	27-26	Los Angeles	59,023
11/6	L	7-28	at Philadelphia	53,482
11/13	Lot	7-10	San Francisco	41,564
11/20	W	21-20	Atlanta	43,135
11/27	L	17-20	at San Francisco	33,702
12/4	L	13-16	New York Jets	40,464
12/11	L	14-33	Tampa Bay	40,124
12/18	L	7-35	at Atlanta	36,895

TEAM STATISTICS	N.O.	OPP.
TOTAL FIRST DOWNS	223	272
Rushing	115	153
Passing	96	103
Penalty	12	16
3rd Down: Made/Att.	71/201	89/215
3rd Down: Pct.	35.3	41.4
4th Down: Made/Att.	0/0	0/0
4th Down: Pct.	0.0	0.0
POSSESSION AVG.	27:33	32:27
TOTAL NET YARDS	3597	4622
Avg. Per Game	256.9	330.1
Total Plays	851	940
Avg. Per Play	4.2	4.9
NET YARDS RUSHING	2024	2729
Avg. Per Game	144.6	194.9
Total Rushes	484	623
NET YARDS PASSING	1573	1893
Avg. Per Game	112.4	135.2
Sacked/Yards Lost	46/360	27/234
Gross Yards	1933	2127
Att./Completions	321/166	290/154
Completion Pct.	51.7	53.1
Had Intercepted	21	10
PUNTS/AVERAGE	87/41.0	75/38.8
NET PUNTING AVG.	87/31.6	75/32.9
PENALTIES/YARDS	86/794	104/972
FUMBLES/BALL LOST	20/11	29/15
TOUCHDOWNS	31	42
Rushing	14	21
Passing	13	15
Returns	4	6

Score by Periods	1	2	3	4	OT	TOT
Saints	20	105	38	69	0	232
Opponents	69	111	62	91	3	336

SCORING	TD	Ru	Pa	Rt	PAT	FG	S	TP
Childs	9	0	9	0			0	54
Szaro	0	0	0	0	29/31	5/12	0	44
Muncie	7	6	1	0			0	42
Manning	5	5	0	0			0	30
Galbreath	3	3	0	0			0	18
Chapman	1	0	0	1			0	6
Gilliam	1	0	1	0			0	6
Grooms	1	0	1	0			0	6
Merlo	1	0	0	1			0	6
Myers	1	0	0	1			0	6
Pollard	1	0	0	1			0	6
Thaxton	1	0	1	0			0	6
Saints	31	14	13	4	29/31	5/12	1232	
Opponents	42	21	15	6	39/41	15/24	0336	
SACKS: Saints	27.0							Opp. 46.0

RUSHING	No	Yds	Avg	LG	TD
Muncie	201	811	4.0	36	6
Galbreath	168	644	3.8	26	3
Strachan	55	271	4.9	18	0
Manning	39	270	6.9	27	5
Douglass	2	23	11.5	20	0
Kim Jones	8	23	2.9	8	0
Scott	4	11	2.8	9	0
Thaxton	1	-3	-3.0	-3	0
Boykin	5	-9	-1.8	4	0
Herrmann	1	-17	-17.0	-17	0
Saints	484	2024	4.2	36	14
Opponents	623	2729	4.4	80	21
RECEIVING	No	Yds	Avg	LG	TD
Galbreath	41	265	6.5	30	0
Childs	33	518	15.7	59t	9
Herrmann	32	408	12.8	39	0
Muncie	21	248	11.8	35t	1
Thaxton	14	211	15.1	41	1
Gilliam	11	133	12.1	23	1
Mauti	4	71	17.8	23	0
Strachan	3	26	8.7	10	0
Boykin	3	21	7.0	9	0
Burton	1	13	13.0	13	0
Kim Jones	1	9	9.0	9	0
Pariker	1	7	7.0	7	0
Grooms	1	3	3.0	3t	1
Saints	166	1933	11.6	59t	13
Opponents	154	2127	13.8	58	15

INTERCEPTIONS	No	Yds	Avg	LG	TD
Crist	4	6	1.5	6	0
Merlo	1	57	57.0	57t	1
Chapman	1	16	16.0	16	0
Hughes	1	2	2.0	2	0
Myers	1	2	2.0	2	0
Jackson	1	0	0.0	0	0
Marsalis	1	0	0.0	0	0
Saints	10	83	8.3	57t	1
Opponents	21	392	18.7	72t	4

PUNTING	No	Yds	Avg	Net	TB	I20	LG	B
Blanchard	82	3474	42.4	31.5	11	11	66	2
Scott	3	95	31.7	31.7	0	0	34	0
Saints	87	3569	41.0	31.6	11	11	66	2
Opponents	75	2909	38.8	32.9	8	15	54	1

PUNT RET	Ret	FC	Yds	Avg	LG	TD
Mauti	37	10	281	7.6	33	0
Saints	37	10	281	7.6	33	0
Opponents	51	9	604	11.8	88t	2
KICKOFF RET	No	Yds	Avg	LG	TD	
Mauti	27	609	22.6	38	0	
Chapman	15	385	25.7	92t	1	
Willis	8	148	18.5	27	0	
Boykin	5	76	15.2	24	0	
Campbell	2	33	16.5	20	0	
Kim Jones	2	23	11.5	13	0	
Kingrea	2	21	10.5	21	0	
Muncie	1	19	19.0	19	0	
Jimmy Stewart	1	33	33.0	33	0	
Thaxton	0	8	—	8	0	
Saints	63	1355	21.5	92t	1	
Opponents	45	1075	23.9	60	0	
FIELD GOALS	1-19	20-29	30-39	40-49	50+	
Szaro	0/0	3/4	2/3	0/2	0/3	
Saints	0/0	3/4	2/3	0/2	0/3	
Opponents	1/2	5/7	3/6	6/6	0/3	
Szaro: () (26G) (52N) () (44N) (51N, 22G) (23G, 50N, 42N, 31G) () (30N) () (30G) () () (29N)						
Opponents: (19G) (37N, 43G) (21G) () (29N) (30N) (36G, 27G, 52N) () (24N, 50N, 33G) (31G, 40G) (40G, 51N, 42G) (19N, 48G, 29G, 27G) (33N, 40G, 25G) ()						

1977 NFC WEST STANDINGS				
Saints Finish: 4th place				
	W	L	T	Pct.
Los Angeles	10	4	0	.714
Atlanta	7	7	0	.500
San Francisco	5	9	0	.357
New Orleans	3	11	0	.214

PASSING	Att	Cmp	Yds	Cmp%	Yds/Att	TD	TD%	Int	Int%	Long	Sk/Yds	Rating
Manning	205	113	1284	55.1	6.26	8	3.9	9	4.4	59t	36/288	68.8
Scott	82	36	516	43.9	6.29	3	3.7	8	9.8	53t	5/43	37.5
Douglass	31	16	130	51.6	4.19	1	3.2	3	9.7	31	5/29	33.7
Blanchard	3	1	3	33.3	1.00	1	33.3	1	33.3	3t	0/0	42.4
Saints	321	166	1933	51.7	6.02	13	4.0	21	6.5	59t	46/360	56.5
Opponents	290	154	2127	53.1	7.33	15	5.2	10	3.4	58	27/234	79.8

HISTORY RECORDS ADMINISTRATION FOOTBALL OWNER

FINISH: 3rd-NFC WEST

[illegible]

Score by Periods	1	2	3	4	OT	TOT	Myers	6	167	27.8	97t	1	47N, 42G)(51N, 49N, 34G, 39G)(40G)() (20G, 38N)
Saints	54	102	37	88	0	281	Spencer	4	83	20.8	37	0	(50G, 28N)(27G, 21G, 31N)(22G, 32G)(47N, 24G,
Opponents	60	98	47	93	0	298	Brown	4	50	12.5	19	0	26G)(37N, 39G, 28G)(45G, 42G)(22G)(47G)

1978 NFC WEST STANDINGS				
Saints Finish: 3rd place				
	W	L	T	Pct.
Los Angeles	12	4	0	.750
Atlanta	9	7	0	.563
New Orleans	7	9	0	.438
San Francisco	2	14	0	.125

PASSING	Att	Cmp	Yds	Cmp%	Yds/Att	TD	TD%	Int	Int%	Long	Sk/Yds	Rating
Manning	471	291	3416	61.8	7.25	17	3.6	16	3.4	71t	37/301	81.7
Scott	5	3	36	60.0	7.20	0	0.0	0	0.0	23	0/0	82.1
Harris	1	0	0	0.0	0.00	0	0.0	0	0.0	0	0/0	39.6
Muncie	1	0	0	0.0	0.00	0	0.0	0	0.0	0	0/0	39.6
Strachan	1	0	0	0.0	0.00	0	0.0	0	0.0	0	0/0	39.6
Saints	479	294	3452	61.4	7.21	17	3.5	16	3.3	71t	37/301	81.2
Opponents	418	215	2700	51.4	6.46	21	5.0	21	5.0	80t	33/236	67.7

SAINTS STATISTICS

1979

RECORD: 8-8

FINISH: 2nd-NFC WEST

Date	W/L	Score	Opponent	Attendance	SCORING	TD	R	P	AT	FG	S	TP	PUNTING	No	Yds	Avg	Net	TB	120	LG	B	
9/2	L	34-40	Atlanta	70,940	Yepremian	0	0	0	0	39/40	12/16	0	75	Partridge	57	2330	40.9	35.5	7	15	61	0
9/9	L	19-28	at Green Bay (Mil.)	53,184	Galbreath	10	9	1	0	1/2	2/3	0	67	Chandler	8	248	31.0	26.4	0	0	40	0
9/16	L	14-26	Philadelphia	54,212	Muncie	11	11	0	0	0	0	0	66	Erxleben	4	148	37.0	31.5	0	1	40	0
9/23	W	30-21	at San Francisco	39,727	Chandler	6	0	0	0	0	0	0	36	Saints	69	2726	39.5	34.2	7	16	61	0
9/30	W	24-14	New York Giants	51,543	Strachan	6	6	0	0	0	0	0	36	Opponents	71	2724	38.4	32.3	10	13	60	2
10/7	L	17-35	Los Angeles	68,986	Childs	5	0	5	0	0	0	0	30									
10/14	W	42-14	at Tampa Bay	67,640	Harris	2	0	2	0	0	0	0	12	PUNT RET	Ret	FC	Yds	Avg	LG	TD		
10/21	W	17-7	Detroit	57,428	Manning	2	2	0	0	0	0	0	12	Mauti	27	13	218	8.1	33	0		
10/28	W	14-10	at Washington	52,133	Erxleben	0	0	0	0	4/4	2/2	0	10	Chandler	3	13	4.3	8	0			
11/4	L	3-10	at Denver	74,482	Bordelon	1	0	0	1	0	0	0	6	Saints	30	16	231	7.7	33	0		
11/11	W	31-20	San Francisco	65,551	Hardy	1	0	1	0	0	0	0	6	Opponents	32	11	223	7.0	19	0		
11/18	L	24-38	at Seattle	60,055	Myers	1	0	0	1	0	0	0	6									
11/25	W	37-6	at Atlanta	42,815	Owens	1	0	1	0	0	0	0	6	KICKOFF RET	No	Yds	Avg	LG	TD			
12/3	L	35-42	Oakland	65,541	Grooms	0	0	0	0	0	1	2		Mauti	36	801	22.3	39	0			
12/9	L	0-35	San Diego	61,059	Saints	46	28	16	2	44/46	16/21	1	370	Wilson	11	230	20.9	31	0			
12/16	W	29-14	at Los Angeles	53,879	Opponents	47	22	24	1	45/46	11/17	0	360	Holmes	8	120	15.0	20	0			

SACKS: Saints 46.0, Opp. 17.0

TEAM STATISTICS	N.O.	OPP.	RUSHING	No	Yds	Avg	LG	TD
TOTAL FIRST DOWNS	315	334	Muncie	238	1198	5.0	69t	11
Rushing	160	147	Galbreath	189	708	3.7	27	9
Passing	135	168	Strachan	62	276	4.5	23	6
Penalty	20	19	Manning	35	186	5.3	20	2
3rd Down: Made/Att.	86/215	105/239	Holmes	17	68	4.0	14	0
3rd Down Pct.	40.0	43.9	Wilson	5	26	5.2	16	0
4th Down: Made/Att.	0/0	0/0	Harris	2	9	4.5	16	0
4th Down Pct.	0.0	0.0	Kim Jones	3	5	1.7	3	0
POSSESSION AVG.	30:23	29:37	Saints	551	2476	4.5	69t	28
TOTAL NET YARDS	5627	5535	Opponents	521	2469	4.7	60	22
Avg. Per Game	351.7	345.9						
Total Plays	996	1055						
Avg. Per Play	5.6	5.2						
NET YARDS RUSHING	2476	2469						
Avg. Per Game	154.8	154.3						
Total Rushes	551	521						
NET YARDS PASSING	3151	3066						
Avg. Per Game	196.9	191.6						
Sacked/Yards Lost	17/140	46/391						
Gross Yards	3291	3457						
Att./Completions	428/257	488/265						
Completion Pct.	60.0	54.3						
Had Intercepted	22	26						
PUNTS/AVERAGE	69/39.5	71/38.4						
NET PUNTING AVG.	69/34.2	71/32.3						
PENALTIES/YARDS	93/812	98/871						
FUMBLES/BALL LOST	24/14	32/16						
TOUCHDOWNS	46	47						
Rushing	28	22						
Passing	16	24						
Returns	2	1						

Score by Periods	1	2	3	4	OT	TOT
Saints	62	146	81	81	0	370
Opponents	51	126	69	108	6	360

INTERCEPTIONS	No	Yds	Avg	LG	TD
Myers	7	127	18.1	52t	1
Hughes	4	62	15.5	40	0
Felton	4	53	13.3	53	0
Schwartz	2	31	15.5	22	1
Bordelon	2	24	12.0	19t	1
Chapman	2	12	6.0	12	0
Gray	1	32	32.0	32	0
McGill	1	6	6.0	6	0
Federspiel	1	4	4.0	4	0
Brown	1	2	2.0	2	0
Grooms	1	-2	-2.0	-2	0
Saints	26	351	13.5	53	2
Opponents	22	199	9.0	35	1

RECEIVING	No	Yds	Avg	LG	TD
Chandler	65	1069	16.4	85	6
Galbreath	58	484	8.3	38	1
Childs	51	846	16.6	51	5
Muncie	40	308	7.7	28	0
Harris	25	395	15.8	42	2
Owens	7	72	10.3	21	1
Holmes	3	19	6.3	13	0
Strachan	3	9	3.0	5	0
Mauti	2	64	32.0	61	0
B. Williams	2	22	11.0	14	0
Hardy	1	3	3.0	3t	1
Saints	257	3291	12.8	85	16
Opponents	265	3457	13.0	66t	24

Yepremian: () () () (18G) (38G) (32G) () (21G) (45B)
(20G) (42G) (37N, 40G) (23G, 44G, 21G) () (46N)
(49N, 35G, 24G)
Galbreath: () (23G, 27G, 19N) () () () () () () () ()
() () () () ()
Erxleben: (37G, 38G) () () () () () () () ()
() () () () () ()
Team: (37G, 38G) (23G, 27G, 19N) () (18G) (38G)
(32G) () (21G) (45B) (20G) (42G) (37N, 40G) (23G,
44G, 21G) () (46N) (49N, 35G, 24G)
Opponents: (27G, 43G, 52N) () (24G, 36G, 19G, 44G)
() (53N, 43N) () () () (18G, 30B) (28G, 37N) (32G,
47G) (27G) () (49N) () ()

1979 NFC WEST STANDINGS

Saints Finish: 2nd place

	W	L	T	Pct.
Los Angeles	9	7	0	.563
New Orleans	8	8	0	.500
Atlanta	6	10	0	.375
San Francisco	2	14	0	.125

PASSING	Att	Cmp	Yds	Cmp%	Yds/Att	TD	TD%	Int	Int%	Long	Sk/Yds	Rating
Manning	420	252	3169	60.0	7.55	15	3.6	20	4.8	85	17/140	75.6
Galbreath	3	2	70	66.7	23.33	0	0.0	1	33.3	48	0/0	70.1
Muncie	2	1	40	50.0	20.00	1	50.0	0	0.0	40t	0/0	135.4
Scott	2	2	12	100.0	6.00	0	0.0	0	0.0	6	0/0	91.7
Erxleben	1	0	0	0.0	0.00	0	0.0	1	100.0	0	0/0	0.0
Saints	428	257	3291	60.0	7.69	16	3.7	22	5.1	85	17/140	75.2
Opponents	488	265	3457	54.3	7.08	24	4.9	26	5.3	66t	46/391	71.0

SAINTS STATISTICS

1980

RECORD: 1-15

FINISH: 4th-NFC WEST

Date	W/L	Score	Opponent	Attendance	SCORING	TD	Ru	Pa	Rt	PAT	FG	S	TP	PUNTING	No	Yds	Avg	Net	TB	I20	LG	B
9/7	L	23-26	San Francisco	58,621	Ricardo	0	0	0	0	31/34	10/17	0	61	Ernieben	89	3499	39.3	33.1	3	23	57	0
9/14	L	3-22	at Chicago	62,523	Chandler	6	0	6	0	0	0	0	36	Saints	89	3499	39.3	33.1	3	23	57	0
9/21	L	26-35	Buffalo	51,154	Childs	6	0	6	0	0	0	0	36	Opponents	64	2466	38.5	34.2	5	20	57	2
9/28	L	16-21	at Miami	40,946	Ik. Harris	6	0	6	0	0	0	0	36									
10/5	L	7-40	St. Louis	45,388	Galbreath	5	3	2	0	0	0	0	30	PUNT RET	Ret	FC	Yds	Avg	LG	TD		
10/12	L	13-24	at Detroit	78,147	Holmes	3	2	1	0	0	0	0	18	Mauti	11	5	111	10.1	18	0		
10/19	L	14-41	Atlanta	62,651	Rogers	3	1	2	0	0	0	0	18	Chandler	8	6	36	4.5	11	0		
10/26	L	14-22	at Washington	51,375	Muncie	2	2	0	0	0	0	0	12	Waymer	3	0	29	9.7	14	0		
11/2	L	31-45	at Los Angeles	59,909	Williams	2	0	2	0	0	0	0	12	Myers	0	1	0	---	0			
11/9	L	21-34	Philadelphia	44,340	Wilson	2	1	1	0	0	0	0	12	Saints	22	12	176	8.0	18	0		
11/16	L	13-31	at Atlanta	53,871	Ernieben	0	0	0	0	2/2	2/5	0	8	Opponents	48	20	490	10.2	57t	1		
11/24	L	7-27	Los Angeles	53,488	Price	1	0	0	1	0	0	0	6									
11/30	L	20-23	Minnesota	30,936	Reese	1	0	0	1	0	0	0	6	KICKOFF RET	No	Yds	Avg	LG	TD			
12/7	Lot	35-38	at San Francisco	37,949	Saints	37	9	26	2	33/36	12/22	0	291	Rogers	41	930	22.7	88	0			
12/14	W	21-20	at New York Jets	38,077	Opponents	60	28	31	1	56/60	23/31	1	487	Mauti	31	798	25.7	52	0			
12/21	L	27-38	New England	38,277	SACKS: Saints	27	0	0	0	0	0	0	0	Wilson	9	159	17.7	27	0			

TEAM STATISTICS	N.O.	OPP.	RUSHING	No	Yds	Avg	LG	TD	1
TOTAL FIRST DOWNS	285	360	Rogers	80	366	4.6	24	21	0
Rushing	80	178	Galbreath	81	308	3.8	26	3	0
Passing	183	155	Wilson	63	188	3.0	15	1	0
Penalty	22	27	Muncie	40	168	4.2	24	2	0
3rd Down: Made/Att.	65/203	95/225	Manning	23	166	7.2	24	0	0
3rd Down Pct.	32.0	42.2	Holmes	38	119	3.1	20	2	0
4th Down: Made/Att.	0/1	0/0	Strachan	20	41	2.1	10	0	0
4th Down Pct.	0.0	0.0	Chandler	1	9	9.0	9	0	0

POSSESSION AVG.	27:33	32:28	Mauti	1	2	2.0	2	0	0
TOTAL NET YARDS	5010	6218	Banks	1	-5	-5.0	-5	0	0
Avg. Per Game	313.1	388.6	Saints	348	1362	3.9	26	9	0
Total Plays	960	1102	Opponents	630	3106	4.9	69t	28	0
Avg. Per Play	5.2	5.6							

NET YARDS RUSHING	1362	3106	RECEIVING	No	Yds	Avg	LG	TD	1
Avg. Per Game	85.1	194.1	Chandler	65	975	15.0	50	6	0
Total Rushes	348	630	Galbreath	57	470	8.2	21	2	0

NET YARDS PASSING	3648	3112	Ik. Harris	37	692	18.7	44t	6	0
Avg. Per Game	228.0	194.5	Childs	34	463	13.6	30	1	0
Sacked/Yards Lost	46/362	27/229	Wilson	31	241	7.8	42	1	0

Gross Yards	4010	3341	Holmes	29	226	7.8	16	1	0
Att./Completions	566/334	445/255	Rogers	27	267	9.9	43	2	0
Completion Pct.	59.0	57.3	Williams	26	351	13.5	56	2	0
Had Intercepted	22	12	Hardy	13	197	15.2	44	0	0

PUNTS/AVERAGE	89/39.3	64/38.5	Muncie	7	25	3.6	8	0	0
NET PUNTING AVG.	89/33.1	64/34.2	Strachan	5	60	12.0	23	0	0
PENALTIES/YARDS	98/837	79/690	T. Owens	1	26	26.0	26	0	0

FUMBLES/BALL LOST	28/13	27/12	Mauti	1	10	10.0	10	0	0
TOUCHDOWNS	37	60	Banks	1	7	7.0	7	0	0
Rushing	9	28	Saints	334	4010	12.0	56	26	0

Passing	26	31	Opponents	255	3341	13.1	71t	31	0
Returns	2	1							

Score by Periods	1	2	3	4	OT	TOT			
Saints	55	90	71	75	0	291			
Opponents	67	151	108	158	3	487			

INTERCEPTIONS	No	Yds	Avg	LG	TD	1
Myers	5	96	19.2	48	0	0
Brown	2	31	15.5	29	0	0
Marshall	2	17	8.5	17	0	0
Grooms	1	37	37.0	37	0	0
Mathis	1	15	15.0	15	0	0
Kovach	1	0	0.0	0	0	0
Saints	12	196	16.3	48	0	0
Opponents	22	217	9.9	34	0	0

PASSING	Att	Cmp	Yds	Cmp%	Yds/Att	TD	TD%	Int	Int%	Long	Sk/Yds	Rating
Manning	509	309	3716	60.7	7.30	23	4.5	20	3.9	56	41/311	81.8
Scott	33	16	200	48.5	6.06	2	6.1	1	3.0	41	4/41	75.3
Benjamin	17	7	28	41.2	1.65	0	0.0	1	5.9	17	0/0	24.4
Holmes	3	1	23	33.3	7.67	1	33.3	0	0.0	23t	0/0	101.4
Galbreath	2	0	0	0.0	0.00	0	0.0	0	0.0	0	0/0	39.6
Chandler	1	1	43	100.0	43.00	0	0.0	0	0.0	43	1/10	118.8
Ernieben	1	0	0	0.0	0.00	0	0.0	0	0.0	0	0/0	39.6
Saints	566	334	4010	59.0	7.08	26	4.6	22	3.9	56	46/362	79.9
Opponents	445	255	3341	57.3	7.51	31	7.0	12	2.7	71t	27/229	93.1

1980 NFC WEST STANDINGS

Saints Finish: 4th place	W	L	T	Pct.
Atlanta	12	4	0	.750
Los Angeles	11	5	0	.687
San Francisco	6	10	0	.375
New Orleans	1	15	0	.063

SAINTS STATISTICS

1981

RECORD: 4-12

FINISH: 4th-NFC WEST

Date	W/L	Score	Opponent	Attendance
9/6	L	0-27	at Atlanta	57,406
9/13	W	23-17	Los Angeles	62,063
9/20	L	7-20	at New York Giants	69,814
9/27	L	14-21	at San Francisco	44,433
10/4	L	6-20	Pittsburgh	64,578
10/11	L	14-31	Philadelphia	52,728
10/18	L	17-20	at Cleveland	76,059
10/25	W	17-7	Cincinnati	46,336
11/1	L	10-41	Atlanta	63,637
11/8	W	21-13	at Los Angeles	61,068
11/15	L	10-20	at Minnesota	45,215
11/22	W	27-24	at Houston	49,581
11/29	L	14-31	Tampa Bay	62,209
12/6	L	3-30	at St. Louis	46,923
12/13	L	7-35	Green Bay	45,518
12/20	L	17-21	San Francisco	43,639

TEAM STATISTICS		N.O.	OPP.				
TOTAL FIRST DOWNS		280	303				
Rushing	126	127					
Passing	124	161					
Penalty	30	15					
3rd Down: Made/Att.	91/225	94/209					
3rd Down Pct.	40.4	45.0					
4th Down: Made/Att.	0/0	0/0					
4th Down Pct.	0.0	0.0					
POSSESSION AVG.	31:19	28:41					
TOTAL NET YARDS		4705	5253				
Avg. Per Game	294.1	328.3					
Total Plays	1028	1002					
Avg. Per Play	4.6	5.2					
NET YARDS RUSHING		2286	1916				
Avg. Per Game	142.9	119.8					
Total Rushes	546	504					
NET YARDS PASSING		2419	3337				
Avg. Per Game	151.2	208.6					
Sacked/Yards Lost	41/359	27/241					
Gross Yards	2778	3578					
Att./Completions	441/238	471/287					
Completion Pct.	54.0	60.9					
Had Intercepted	27	17					
PUNTS/AVERAGE		66/40.5	69/44.1				
NET PUNTING AVG.		66/34.4	69/35.6				
PENALTIES/YARDS		109/909	118/1089				
FUMBLES/BALL LOST		40/20	31/17				
TOUCHDOWNS		24	46				
Rushing	16	17					
Passing	8	26					
Returns	0	3					
Score by Periods		1	2	3	4	OT	TOT
Saints		51	57	44	55	0	207
Opponents		79	117	72	110	0	378

SCORING	TD	Ru	Pa	Rt	PAT	FG	S	TP
G. Rogers	13	13	0	0		0	78	
Ricardo	0	0	0	0	24/24	13/25	0	63
W. Wilson	5	1	4	0		0	30	
Holmes	2	2	0	0		0	12	
Chandler	1	0	1	0		0	6	
Groth	1	0	1	0		0	6	
Hardy	1	0	1	0		0	6	
Merkens	1	0	1	0		0	6	
Saints	24	16	8	0	24/24	13/25	0	207
Opponents	46	17	26	3	44/44	19/25	0	378
SACKS: Saints 27.0, Opp. 41.0								

RUSHING	No	Yds	Avg	LG	TD
G. Rogers	378	1674	4.4	79t	13
Holmes	58	194	3.3	11	2
Tyler	36	183	5.1	42	0
W. Wilson	44	137	3.1	13	1
J. Rogers	9	37	4.1	15	0
Manning	2	28	14.0	15	0
Groth	2	27	13.5	28	0
Erkleben	2	10	5.0	26	0
Stauch	2	6	3.0	5	0
D. Wilson	5	1	0.2	9	0
Merkens	2	-1	-0.5	2	0
Caster	1	-3	-3.0	-3	0
Myers	2	-3	-1.5	6	0
Scott	3	-4	-1.3	-1	0

Saints	546	2286	4.2	79t	16
Opponents	504	1916	3.8	44t	17
RECEIVING					
No	Yds	Avg	LG	TD	
Holmes	38	206	5.4	19	0
W. Wilson	31	384	12.4	55	4
Merkens	29	458	15.8	50	1
Hardy	23	275	12.0	27	1
Tyler	23	135	5.9	18	0
Groth	20	380	19.0	54	1
Chandler	17	285	16.8	39	1
G. Rogers	16	126	7.9	25	0
Thompson	6	81	13.5	25	0
Caster	7	108	15.4	31	0
Martini	6	72	9.0	15	0
Brenner	7	143	20.4	34	0
Harris	2	33	16.5	20	0
Williams	5	50	10.0	13	0
Banks	2	18	9.0	12	0
J. Rogers	2	12	6.0	9	0
Stauch	1	7	7.0	7	0
Lafay	1	5	5.0	5	0
Saints	238	2778	11.7	55	8
Opponents	287	3578	12.5	60t	26

INTERCEPTIONS	No	Yds	Avg	LG	TD
Waymer	4	54	13.5	31	0
Wattelet	3	16	5.3	16	0
Myers	2	70	35.0	54	0
Ray	1	33	33.0	33	0
Nairne	1	18	18.0	18	0
Kovach	1	13	13.0	13	0
Redd	1	7	7.0	7	0
Bordelon	1	3	3.0	3	0
Gary	1	0	0.0	0	0
Poe	1	0	0.0	0	0
Spivey	1	0	0.0	0	0
Saints	17	214	12.6	54	0
Opponents	27	479	17.7	53	1

PUNTING	No	Yds	Avg	Net	TB	I20	LG	B
Erkleben	66	2672	40.5	34.4	6	11	60	0
Saints	66	2672	40.5	34.4	6	11	60	0
Opponents	69	3045	44.1	35.6	8	11	61	0

PUNT RET	Ret	FC	Yds	Avg	LG	TD
Groth	37	6	436	11.8	36	0
Banks	2	0	0	0.0	0	0
Merkens	1	1	-12	-12.0	-12	0
Poe	1	0	2	2.0	2	0
Saints	41	7	426	10.4	36	0
Opponents	36	13	282	7.8	52	0

KICKOFF RET	No	Yds	Avg	LG	TD
W. Wilson	31	722	23.3	57	0
J. Rogers	28	621	22.2	44	0
Groth	3	50	16.7	21	0
Stauch	3	65	21.7	29	0
Brock	2	18	9.0	12	0
Merkens	2	38	19.0	20	0
Banks	1	9	9.0	9	0
Saints	70	1523	21.8	57	0
Opponents	50	966	19.3	40	0

FIELD GOALS	1-19	20-29	30-39	40-49	50+
Ricardo	0/0	5/5	3/9	5/10	0/1
Saints	0/0	5/5	3/9	5/10	0/1
Opponents	2/2	7/7	3/5	5/7	2/4
Ricardo: (368)(45G, 46G, 34G)() () (26G, 33G)()					
(49N, 21G, 32B, 37N)(48N, 38G)(28G, 51N)(32N,					
35N)(24G)(41B, 46G, 42G)(44N)(44G, 37N, 48N)()					
(27G)					
Opponents: (37N)(40G)(52N, 20G, 55G, 46N, 56N)(
) (25G, 43G)(22G, 38N, 49N)(34G, 19G)() (25G, 22G)					
(44G, 24G)(35G, 19G)(49G)(51G)(41G, 31G, 24G)()					
()					

1981 NFC WEST STANDINGS				
Saints Finish: 4th place				
	W	L	T	Pct.
San Francisco	13	3	0	.813
Atlanta	7	9	0	.438
Los Angeles	6	10	0	.375
New Orleans	4	12	0	.250

PASSING	Att	Cmp	Yds	Cmp%	Yds/Att	TD	TD%	Int	Int%	Long	Sk/Yds	Rating
Manning	232	134	1447	57.8	6.24	5	2.2	11	4.7	55	21/164	63.6
D. Wilson	159	82	1058	51.6	6.65	1	0.6	11	6.9	50	12/121	46.1
Scott	46	20	245	43.5	5.33	1	2.2	5	10.9	31	7/72	28.2
Merkens	2	1	20	50.0	10.00	0	0.0	0	0.0	20	1/2	85.4
Myers	2	1	8	50.0	4.00	1	50.0	0	0.0	8t	0/0	100.0
Saints	441	238	2778	54.0	6.30	8	1.8	27	6.1	55	41/359	53.8
Opponents	471	287	3578	60.9	7.60	26	5.5	17	3.6	60t	27/241	87.9

SAINTS STATISTICS

1982

RECORD: 4-5

FINISH: 9th-NFC

Date	W/L	Score	Opponent	Attendance
9/12	L	7-21	St. Louis	58,673
9/19	W	10-0	at Chicago	56,600
11/21	W	27-17	Kansas City	39,341
11/28	W	23-20	at San Francisco	51,611
12/5	L	10-13	Tampa Bay	61,709
12/12	L	0-35	at Atlanta	39,535
12/19	L	7-21	at Dallas	64,506
12/26	L	10-27	Washington	48,667
1/2	W	35-6	Atlanta	47,336

TEAM STATISTICS	N.O.	OPP.
TOTAL FIRST DOWNS	173	151
Rushing	79	58
Passing	76	81
Penalty	18	12
3rd Down: Made/Att.	48/128	36/103
3rd Down Pct.	37.5	35.0
4th Down: Made/Att.	6/11	3/3
4th Down Pct.	54.5	100.0

POSSESSION AVG.	32:07	27:53
TOTAL NET YARDS	2655	2607
Avg. Per Game	295.0	289.7
Total Plays	602	531
Avg. Per Play	4.4	4.9

NET YARDS RUSHING	1257	974
Avg. Per Game	139.7	108.2
Total Rushes	331	255

NET YARDS PASSING	1398	1633
Avg. Per Game	155.3	181.4
Sacked/Yards Lost	23/173	31/231
Gross Yards	1571	1864
Att./Completions	248/137	245/149
Completion Pct.	55.2	60.8
Had Intercepted	14	9

PUNTS/AVERAGE	46/43.0	51/41.1
NET PUNTING AVG.	46/35.2	51/36.7

PENALTIES/BALL LOST	63/514	52/459
FUMBLES/BALL LOST	17/10	23/13

TOUCHDOWNS	16	19
Rushing	8	8
Passing	8	11
Returns	0	0

Score by Periods	1	2	3	4	OT	TOT
Saints	31	27	26	45	0	129
Opponents	14	64	34	48	0	160

SCORING	TD	Ru	Pa	Rt	PAT	FG	S	TP
Wilson	5	3	2	0			0	30
Fritsch	0	0	0	8/9	4/7	0	20	
G. Rogers	3	3	0	0			0	18
Andersen	0	0	0	6/6	2/5	0	12	
Duckett	2	0	2	0			0	12
J. Rogers	2	2	0	0			0	12
Groth	1	0	1	0			0	6
Hardy	1	0	1	0			0	6
Hurley	1	0	1	0			0	6
Thompson	1	0	1	0			0	6
Erxleben	0	0	0	1/1	0/1	0	1	
Saints	16	8	0	15/16	6/13	0	129	
Opponents	19	8	11	0/19	9/12	0	160	

SACKS: B. Clark 5.5, Jackson 4.5, Moore 4.0, Gary 3.0, Re. Lewis 3.0, Paul 3.0, Kovach 2.5, Wilks 2.0, Bordelon 1.0, Nairne 1.0, Warren 1.0, Winston 0.5, **Saints** 31.0, **Opp.** 23.0

RUSHING	No	Yds	Avg	LG	TD
G. Rogers	122	535	4.4	38	3
Wilson	103	413	4.0	20	3
J. Rogers	60	178	3.0	32	2
Gajan	19	77	4.1	12	0
Merkins	9	30	3.3	19	0
Tyler	10	21	2.1	11	0
Holmes	2	8	4.0	5	0
Thompson	1	2	2.0	2	0
Groth	1	1	1.0	1	0
L. Scott	1	-4	-4.0	-4	0
Stabler	3	-4	-1.3	0	0
Saints	331	1257	3.8	38	8
Opponents	255	974	3.8	40	8

RECEIVING	No	Yds	Avg	LG	TD
Groth	30	383	12.8	39	1
Wilson	25	175	7.0	34	2
L. Scott	17	251	14.8	36	0
Brenner	16	171	10.7	25	0
Duckett	12	196	16.3	31	2
Thompson	8	138	17.3	48	1
Hardy	8	67	8.4	31	1
Mauti	4	70	17.5	37	0
Tyler	4	31	7.8	12	0
G. Rogers	4	21	5.3	10	0
J. Rogers	4	17	4.3	6	0
Gajan	3	10	3.3	9	0
Hurley	1	39.0	39t	1	0
Holmes	1	2	2.0	2	0
Saints	137	1571	11.5	48	8
Opponents	149	1864	12.5	58t	11

INTERCEPTIONS	No	Yds	Avg	LG	TD
Gary	2	25	12.5	19	0
Winston	2	-2	-1.0	0	0
Jackson	1	32	32.0	32	0
Hurley	1	26	26.0	26	0
Paul	1	14	14.0	14	0
Ro. Lewis	1	12	12.0	12	0
Nairne	1	1	1.0	1	0
Saints	9	108	12.0	32	0
Opponents	14	79	5.6	35	0

PUNTING	No	Yds	Avg	Net	TB	I20	LG	B
Erxleben	46	1976	43.0	35.2	6	6	60	0
Saints	46	1976	43.0	35.2	6	6	60	0
Opponents	51	2094	41.1	36.7	4	11	59	0

PUNT RET	Ret	FC	Yds	Avg	LG	TD
Groth	21	13	144	6.9	18	0
Saints	21	13	144	6.9	18	0
Opponents	29	4	239	8.2	19	0

KICKOFF RET	No	Yds	Avg	LG	TD
Thompson	10	211	21.1	35	0
Wilson	7	192	27.4	75	0
Mauti	5	93	18.6	22	0
Duckett	2	39	19.5	25	0
Gajan	1	18	18.0	18	0
J. Rogers	1	24	24.0	24	0
Saints	26	577	22.2	75	0
Opponents	20	388	19.4	30	0

FIELD GOALS	1-19	20-29	30-39	40-49	50+
Fritsch	1/1	1/2	0/1	2/3	0/0
Andersen	0/0	0/0	1/1	1/3	0/1
Erxleben	0/0	0/1	0/0	0/0	0/0
Saints	1/1	1/2	1/2	3/6	0/1
Opponents	0/0	2/3	2/3	4/4	1/3

1982 NFC STANDINGS

Saints Finish: 9th place	W	L	T	Pct.
Washington	8	1	0	.889
Dallas	6	3	0	.667
Green Bay	5	3	1	.611
Minnesota	5	4	0	.556
Atlanta	5	4	0	.556
St. Louis	5	4	0	.556
Tampa Bay	5	4	0	.556
Detroit	4	5	0	.444
New Orleans	4	5	0	.444
N.Y. Giants	4	5	0	.444
San Francisco	3	6	0	.333
Chicago	3	6	0	.333
Philadelphia	3	6	0	.333
L.A. Rams	2	7	0	.222

PASSING	Att	Cmp	Yds	Cmp%	Yds/Att	TD	TD%	Int	Int%	Long	Sk/Yds	Rating
Stabler	189	117	1343	61.9	7.11	6	3.2	10	5.3	48	13/106	71.8
Merkins	49	18	186	36.7	3.80	1	2.0	2	4.1	37	8/49	38.3
Manning	7	1	3	14.3	0.43	0	0.0	2	28.6	3	2/18	0.0
Erxleben	2	1	39	50.0	19.50	1	50.0	0	0.0	39t	0/0	135.4
Holmes	1	0	0	0.0	0.00	0	0.0	0	0.0	0	0/0	39.6
Saints	248	137	1571	55.2	6.33	8	3.2	14	5.6	48	23/173	61.7
Opponents	245	149	1864	60.8	7.61	11	4.5	9	3.7	58t	31/231	84.1

OWNER FOOTBALL ADMINISTRATION RECORDS HISTORY

FINISH: 3rd-NFC WEST498 2020 MEDIA GUIDE

SAINTS STATISTICS

1984

RECORD: 7-9

FINISH: 3rd-NFC WEST

Date	W/L	Score	Opponent	Attendance	SCORING	TD	Ru	Pa	Rt	PAT	FG	S	TP	INTERCEPTIONS	No	Yds	Avg	LG	TD			
9/2	L	28-36	Atlanta	66,652	Andersen	0	0	0	0	34/34	20/27	0	94	Waymer	4	9	2.3	9	0			
9/9	W	17-13	Tampa Bay	54,686	Gajan	7	5	2	0	0	0	0	42	Winston	2	90	45.0	47	1			
9/16	L	20-30	at San Francisco	57,611	Brenner	6	0	6	0	0	0	0	36	Wattelet	2	52	26.0	35	1			
9/23	W	34-24	St. Louis	58,723	W. Wilson	4	1	3	0	0	0	0	24	Kovach	1	16	16.0	16	0			
9/30	W	27-10	at Houston	43,108	Goodlow	3	0	3	0	0	0	0	18	Poe	1	16	16.0	16	0			
10/7	L	7-20	at Chicago	53,752	Young	3	0	3	0	0	0	0	18	Jackson	1	14	14.0	14	0			
10/14	L	10-28	L.A. Rams	63,161	G. Rogers	2	2	0	0	0	0	0	12	B. Clark	1	9	9.0	9	0			
10/21	Lot	27-30	at Dallas	50,966	Wattelet	2	0	0	2	0	0	0	12	Johnson	1	7	7.0	7	0			
10/28	W	16-14	at Cleveland	52,849	Winston	2	0	0	2	0	0	0	12	Saints	13	213	16.4	47	3			
11/4	L	13-23	Green Bay	57,426	Anthony	1	1	0	0	0	0	0	6	Opponents	28	420	15.0	60	3			
11/11	W	17-13	at Atlanta	40,590	Hardy	1	0	1	0	0	0	0	6									
11/19	W	27-24	Pittsburgh	66,005	Miller	1	0	1	0	0	0	0	6	PUNTING	No	Yds	Avg	Net	TB	LG	B	
11/25	L	3-35	San Francisco	65,117	Scott	1	0	1	0	0	0	0	6	Hansen	69	3020	43.8	33.3	7	9	66	1
12/2	L	21-34	at L.A. Rams	49,348	Tice	1	0	1	0	0	0	0	6	Saints	70	3020	43.1	33.3	7	9	66	1
12/9	L	21-24	Cincinnati	40,855	Saints	34	9	21	4	34/34	20/27	0	298	Opponents	84	3492	41.6	36.0	10	30	87	0
12/15	W	20-3	at New York Giants	63,739	Opponents	41	13	23	5	41/41	24/33	1	361									

TEAM STATISTICS					N.O.	OPP.	SACKS: Jackson 12.0, B. Clark 10.5, Paul 9.5, Wilks 7.5, Geathers 6.0, Warren 4.0, Re. Lewis 2.0, Moore 2.0, Kovach 1.0, Winston 0.5, Saints 55.0, Opp. 45.0																				
TOTAL FIRST DOWNS					298	298	RUSHING																				
Rushing					131	134	No																				
Passing					137	142	Yds																				
Penalty					30	22	Avg																				
3rd Down: Made/Att.					89/224	83/220	LG																				
3rd Down Pct.					39.7	37.7	TD																				
4th Down: Made/Att.					8/22	8/11	KICKOFF RET																				
4th Down Pct.					36.4	72.7	No																				
POSSESSION AVG.					30:13	29:47	Yds																				
TOTAL NET YARDS					5008	4914	Avg																				
Avg. Per Game					313.0	307.1	LG																				
Total Plays					1044	1026	TD																				
Avg. Per Play					4.8	4.8	Field Goals																				
NET YARDS RUSHING					2171	2461	1-19				20-29				30-39				40-49				50+				
Avg. Per Game					135.7	153.8	0/0				9/9				4/4				5/11				2/3				
Total Rushes					523	549	0/0				9/9				4/4				5/11				2/3				
NET YARDS PASSING					2837	2453	0/0 <th colspan="4">6/6<th colspan="4">9/11<th colspan="4">9/14<th colspan="5">0/2</th></th></th></th>				6/6 <th colspan="4">9/11<th colspan="4">9/14<th colspan="5">0/2</th></th></th>				9/11 <th colspan="4">9/14<th colspan="5">0/2</th></th>				9/14 <th colspan="5">0/2</th>				0/2				
Avg. Per Game					177.3	153.3	0/0				6/6				9/11				9/14				0/2				
Sacked/Yards Lost					45/361	55/420	Opponents: () (23G)(42N, 32G, 41G)(25G, 29G)(40B, 23G, 27G)() (47G)(49G, 50G, 45N)(26G, 21G, 53G)(35G, 46G)(47G, 49N, 45N)(27G, 32G)(54N, 27G)() () (37G, 41N)																				
Gross Yards					3198	2873	Opponents: (38G, 48G)(48G, 40G)(42B, 31G, 22G, 40G)(39G)(25G)(48G, 46G)() (37G, 27G, 41G)(34N, 37N)(41G, 34G, 41G)(39G, 24G, 47N)(43N, 21G)(48N, 53N)(25G, 30G)(50N, 35G)(37G, 40N)																				
Att./Completions					476/246	422/239	1984 NFC WEST STANDINGS																				
Completion Pct.					51.7	56.6	Saints Finish: 3rd place																				
Had Intercepted					28	13	W																				
PUNTS/AVERAGE					70/43.1	84/41.6	L																				
NET PUNTING AVG.					70/33.3	84/36.0	Pct.																				
PENALTIES/YARDS					101/849	119/1025	San Francisco																				
FUMBLES/BALL LOST					22/13	28/10	L.A. Rams																				
TOUCHDOWNS					34	41	New Orleans																				
Rushing					9	13	Atlanta																				
Passing					21	23	W																				
Returns					4	5	L																				
Score by Periods					1	2	3	4	OT	TOT	Saints																
Saints					61	101	37	99	0	298	Opponents																
Opponents					42	129	78	109	3	361	Saints																
											Opponents																

PASSING	Att	Cmp	Yds	Cmp%	Yds/Att	TD	TD%	Int	Int%	Long	Sk/Yds	Rating
Todd	312	161	2178	51.6	6.98	11	3.5	19	6.1	74	33/267	60.6
D. Wilson	93	51	647	54.8	6.96	7	7.5	4	4.3	54t	7/54	83.9
Stabler	70	33	339	47.1	4.84	2	2.9	5	7.1	29	5/40	41.3
Gajan	1	1	34	100.0	34.00	1	100.0	0	0.0	34t	0/0	158.3
Saints	476	246	3198	51.7	6.72	21	4.4	28	5.9	74	45/361	63.3
Opponents	422	239	2873	56.6	6.81	23	5.5	13	3.1	50t	55/420	83.0

SAINTS STATISTICS

1985

RECORD: 5-11

FINISH: 3rd-NFC WEST

Date	W/L	Score	Opponent	Attendance	SCORING	TD	Ru	Pa	Rt	PAT	FG	S	TP	INTERCEPTIONS	No	Yds	Avg	LG	TD
9/8	L	27-47	Kansas City	57,760	Andersen	0	0	0	0	27/29	31/35	0	120	Waymer	6	49	8.2	28	0
9/15	L	23-24	at Denver	74,488	Martin	4	0	4	0	0	0	0	24	Hoage	4	79	19.8	52t	1
9/22	W	20-13	Tampa Bay	45,320	Brenner	3	0	3	0	0	0	0	18	Poe	3	63	21.0	40t	1
9/29	W	20-17	at San Francisco	58,053	Goodlow	3	0	3	0	0	0	0	18	Tullis	2	12	11.0	22	0
10/6	W	23-21	Philadelphia	56,364	W. Wilson	3	1	2	0	0	0	0	18	Del Rio	2	23	6.5	11	0
10/13	L	13-23	at L.A. Raiders	48,512	Gajan	2	2	0	0	0	0	0	12	Wattelet	2	0	0.0	0	0
10/20	L	24-31	at Atlanta	44,784	Groth	2	0	2	0	0	0	0	12	Kovach	1	53	53.0	53	0
10/27	L	13-21	New York Giants	54,082	Hardy	2	0	2	0	0	0	0	12	Redd	1	25	25.0	25	0
11/3	L	10-28	at L.A. Rams	49,030	Tice	2	0	2	0	0	0	0	12	Winston	0	8	---	8	0
11/10	L	3-27	Seattle	47,365	Warren	2	0	0	2	0	0	0	12	Saints	21	312	14.9	53	2
11/17	L	14-38	at Green Bay	52,104	Campbell	1	1	0	0	0	0	0	6	Opponents	23	251	10.9	33	1
11/24	W	30-23	at Minnesota	54,117	Del Rio	1	0	0	1	0	0	0	6						
12/1	W	29-3	L.A. Rams	44,122	Hebert	1	0	1	0	0	0	0	6						
12/8	L	16-28	at St. Louis	29,527	Hoage	1	0	0	1	0	0	0	6	Hansen	89	3763	42.3	36.5	6
12/15	L	19-31	San Francisco	46,065	Merkens	1	0	1	0	0	0	0	6	Saints	89	3763	42.3	36.5	6
12/22	L	10-16	Atlanta	37,717	Poe	1	0	0	1	0	0	0	6	Opponents	81	3417	42.2	37.8	7

TEAM STATISTICS	N.O.	OPP.
TOTAL FIRST DOWNS	250	335
Rushing	83	125
Passing	148	188
Penalty	19	22
3rd Down: Made/Att.	66/221	96/228
3rd Down Pct.	29.9	42.1
4th Down: Made/Att.	8/16	7/13
4th Down Pct.	50.0	53.8
POSSESSION AVG.	28:33	31:27
TOTAL NET YARDS	4479	5815
Avg. Per Game	279.9	363.4
Total Plays	997	1083
Avg. Per Play	4.5	5.4
NET YARDS RUSHING	1683	2162
Avg. Per Game	105.2	135.1
Total Rushes	431	508
NET YARDS PASSING	2796	3653
Avg. Per Game	174.8	228.3
Sacked/Yards Lost	58/461	46/322
Gross Yards	3257	3975
Att./Completions	508/260	529/306
Completion Pct.	51.2	57.8
Had Intercepted	23	21
Punts/Average	89/42.3	81/42.2
Net Punting Avg.	89/36.5	81/37.8
Penalties/Yards	96/805	108/837
Fumbles/Ball Lost	23/13	24/16
Touchdowns	29	48
Rushing	4	19
Passing	20	26
Returns	5	3
Score by Periods	1 2 3 4 OT TOT	0 294
Saints	46 77 43 128	0 294
Opponents	55 142 51 153	0 401

Saints	29	4	20	5	27/29	31/35	0	294
Opponents	48	19	26	3	48/48	21/28	1	401
SACKS: Jackson 11.0, B. Clark 8.5, Geathers 6.5, Warren 5.5, Paul 5.0, Wilks 2.5, Haynes 2.0, Elliott 1.0, Hoage 1.0, Kovach 1.0, Redd 1.0, Wattelet 1.0, Saints 46.0, Opp. 58.0								
RUSHING	No	Yds	Avg	LG	TD			
W. Wilson	168	645	3.8	41t	1			
Campbell	158	643	4.1	45	1			
Gajan	50	251	5.0	26	2			
Anthony	17	65	3.8	13	0			
Wattelet	2	42	21.0	23	0			
Hebert	12	26	2.2	8	0			
D. Wilson	18	7	0.4	17	0			
Fowler	2	4	2.0	3	0			
Goodlow	1	3	3.0	3	0			
Martin	2	-1	-.5	11	0			
Merkens	1	-2	-2.0	-2	0			
Saints	431	1683	3.9	45	4			
Opponents	508	2162	4.3	48	19			
RECEIVING	No	Yds	Avg	LG	TD			
Brenner	42	652	15.5	30	3			
W. Wilson	38	228	6.0	21	2			
Martin	35	522	14.9	50	4			
Goodlow	32	603	18.8	76t	3			
Anthony	28	185	6.6	36	0			
Scott	24	266	11.1	39t	2			
Groth	15	238	15.9	56t	2			
Hardy	15	208	13.9	31	2			
Gajan	8	87	10.9	22	0			
Tice	7	61	8.7	15	0			
Campbell	6	88	14.7	39	1			
Fowler	5	43	8.6	11	0			
Merkens	3	61	20.3	39t	1			
Haynes	1	8	8.0	8	0			
Hebert	1	7	7.0	7t	1			
Saints	260	3257	12.5	76t	20			
Opponents	306	3975	13.0	65t	26			

PUNTING	No	Yds	Avg	Net	TB	I20	LG	B
Hansen	89	3763	42.3	36.5	6	14	58	0
Saints	89	3763	42.3	36.5	6	14	58	0
Opponents	81	3417	42.2	37.8	7	24	61	0

KICKOFF RET	No	Yds	Avg	LG	TD
Anthony	23	476	20.7	52	0
Tullis	23	470	20.4	62	0
Martin	15	384	25.6	69	0
Fowler	4	78	19.5	23	0
Roaches	4	76	19.0	23	0
Merkens	1	0	0.0	0	0
Rackley	1	63	63.0	63	0
Saints	71	1547	21.8	69	0
Opponents	43	968	22.5	94t	1

FIELD GOALS	1-19	20-29	30-39	40-49	50+
Andersen	0/0	4/5	13/14	11/12	3/4
Saints	0/0	4/5	13/14	11/12	3/4
Opponents	0/0	6/6	6/8	6/9	3/5

Andersen: (50G, 36G) (45N, 55G) (37G, 40G, 50N) (39G, 39G, 39N) (40G, 33G, 43G) (34G, 33G) (33G) (33G, 43G) (51G) (20G, 28B) () (26G, 47G, 45G) (47G, 42G, 35G, 27G, 35G) (31G, 30G, 42G) (46G, 41G) (28G)	
Opponents: (48G, 52G, 52G, 34G) (43G, 48G) (38G, 51G, 62N) (42G) () (48N) (31G) (39N, 42N) () (32G, 26G) (27G) (22G, 22G) (37G) (41G) () (52B, 24G) (39B, 48G, 46N, 31G, 22G)	

1985 NFC WEST STANDINGS				
Saints Finish: 3rd place				
	W	L	T	Pct.
L.A. Rams	11	5	0	.687
San Francisco	10	6	0	.625
New Orleans	5	11	0	.313
Atlanta	4	12	0	.250

PASSING	Att	Cmp	Yds	Cmp%	Yds/Att	TD	TD%	Int	Int%	Long	Sk/Yds	Rating
D. Wilson	293	145	1843	49.5	6.29	11	3.8	15	5.1	50	39/291	60.7
Hebert	181	97	1208	53.6	6.67	5	2.8	4	2.2	76t	17/150	74.6
Todd	32	16	191	50.0	5.97	3	9.4	4	12.5	56t	1/10	60.3
Hansen	1	1	8	100.0	8.00	0	0.0	0	0.0	8	0/0	100.0
Merkens	1	1	7	100.0	7.00	1	100.0	0	0.0	7t	1/10	135.4
Saints	508	260	3257	51.2	6.41	20	3.9	23	4.5	76t	58/461	65.7
Opponents	529	306	3975	57.8	7.51	26	4.9	21	4.0	65t	46/322	81.4

SAINTS STATISTICS

1986

RECORD: 7-9

FINISH: 4th-NFC WEST

Date	W/L	Score	Opponent	Attendance
9/7	L	10-31	Atlanta	67,950
9/14	L	24-10	Green Bay	46,383
9/21	L	17-26	at San Francisco	58,297
9/28	L	17-20	at New York Giants	72,769
10/5	L	6-14	Washington	57,378
10/12	W	17-14	at Indianapolis	53,512
10/19	W	38-7	Tampa Bay	43,355
10/26	L	23-28	at New York Jets	44,246
11/2	W	23-10	San Francisco	53,234
11/9	W	6-0	L.A. Rams	62,352
11/16	W	16-7	at St. Louis	32,069
11/23	L	13-26	at L.A. Rams	58,600
11/30	L	20-21	New England	58,259
12/7	L	27-31	Miami	64,761
12/14	W	14-9	at Atlanta	39,994
12/21	L	17-33	at Minnesota	51,209

TEAM STATISTICS		N.O.	OPP.				
TOTAL FIRST DOWNS		275	331				
Rushing		109	104				
Passing		137	197				
Penalty		29	30				
3rd Down: Made/Att.		59/197	97/230				
3rd Down Pct.		29.9	42.2				
4th Down: Made/Att.		7/13	7/14				
4th Down Pct.		53.8	50.0				
POSSESSION AVG.		27:59	32:01				
TOTAL NET YARDS		4742	5102				
Avg. Per Game		296.4	318.9				
Total Plays		957	1109				
Avg. Per Play		5.0	4.6				
NET YARDS RUSHING		2074	1559				
Avg. Per Game		129.6	97.4				
Total Rushes		505	486				
NET YARDS PASSING		2668	3543				
Avg. Per Game		166.8	221.4				
Sacked/Yards Lost		27/225	47/343				
Gross Yards		2893	3886				
Att./Completions		425/232	576/331				
Completion Pct.		54.6	57.5				
Had Intercepted		25	26				
PUNTS/AVERAGE		82/42.1	78/42.5				
NET PUNTING AVG.		82/36.6	78/35.6				
PENALTIES/YARDS		109/855	104/791				
FUMBLES/BALL LOST		33/18	37/17				
TOUCHDOWNS		30	34				
Rushing		15	11				
Passing		13	21				
Returns		2	2				
Score by Periods		1	2	3	4	OT	TOT
Saints		81	62	47	98	0	288
Opponents		64	92	71	60	0	287

SCORING	TD	Ru	Pa	Rt	PAT	FG	S	TP
Andersen	0	0	0	0	30/30	26/30	0	108
Mayes	8	8	0	0	0	0	48	
Hilliard	5	5	0	0	0	0	30	
Martin	5	0	5	0	0	0	30	
Jones	3	0	3	0	0	0	18	
Tice	3	0	3	0	0	0	18	
Goodlow	2	0	2	0	0	0	12	
Gray	1	0	0	1	0	6	6	
Haynes	1	0	0	1	0	6	6	
Jordan	1	1	0	0	0	6	6	
D. Wilson	1	1	0	0	0	6	6	
Saints	30	15	13	2	30/30	26/30	0	288
Opponents	34	11	21	2	32/33	17/27	0	287

SACKS: Gaethers 9.0, Jackson 9.0, Warren 7.5, Clark 6.0, Swilling 4.0, Elliott 3.5, Gibson 3.0, Haynes 2.0, V. Johnson 1.0, Poe 1.0, Wilks 1.0, Saints 47.0, Opp. 27.0

RUSHING	No	Yds	Avg	LG	TD
Mayes	286	1353	4.7	50	8
Hilliard	121	425	3.5	36	5
Jordan	68	207	3.0	10	1
Gray	6	29	4.8	11	0
D. Wilson	14	19	1.4	14	1
W. Wilson	2	5	2.5	3	0
Del Rio	1	16	16.0	16	0
Hebert	5	14	2.8	7	0
Edwards	1	6	6.0	6	0
Hansen	1	0	0.0	0	0
Saints	505	2074	4.1	50	15
Opponents	486	1559	3.2	27	11

RECEIVING	No	Yds	Avg	LG	TD
Jones	48	625	13.0	45	3
Martin	37	675	18.2	84	5
Tice	37	330	8.9	29	3
Goodlow	20	306	15.3	29	2
Brenner	18	286	15.9	34	0
Hilliard	17	107	6.3	17	0
Mayes	17	96	5.6	18	0
Harris	11	148	13.5	27	0
Jordan	11	127	11.5	37	0
Edwards	10	132	13.2	24	0
Gray	2	45	22.5	38	0
Waymer	1	13	13.0	13	0
J. Williams	1	5	5.0	5	0
Hebert	1	1	1.0	1	0
W. Wilson	1	-3	-3.0	-3	0
Saints	232	2893	12.5	84	13
Opponents	331	3886	11.7	62	21

INTERCEPTIONS	No	Yds	Avg	LG	TD
Waymer	9	48	5.3	17	0
Poe	4	42	10.5	30	0
Wattelet	3	34	11.3	22	0
Gibson	2	43	21.5	43	0
Maxie	2	15	7.5	15	0
Jakes	2	6	3.0	4	0
Haynes	1	17	17.0	17	1
V. Johnson	1	15	15.0	15	0
Gary	1	14	14.0	14	0
Jackson	1	1	1.0	1	0
Saints	26	235	9.0	43	1
Opponents	25	362	14.5	46	0

PUNTING	No	Yds	Avg	Net	TB	IG	B
Hansen	81	3456	42.7	36.6	11	17	66
Saints	82	3456	42.1	36.6	11	17	66
Opponents	78	3315	42.5	35.6	8	23	62

PUNT RET	Ret	FC	Yds	Avg	LG	TD
Martin	24	9	227	9.5	39	0
McLemore	10	3	67	6.7	23	0
Poe	8	3	71	8.9	17	0
Edwards	3	0	2	0.7	5	0
Tullis	2	0	10	5.0	7	0
Saints	47	15	377	8.0	39	0
Opponents	37	11	234	6.3	20	0

KICKOFF RET	No	Yds	Avg	LG	TD
Gray	31	866	27.9	101	1
Mayes	10	213	21.3	34	0
Harris	7	122	17.4	22	0
Martin	3	64	21.3	27	0
McLemore	2	39	19.5	22	0
Tullis	2	28	14.0	19	0
Saints	55	1332	24.2	101	1
Opponents	35	662	18.9	55	0

FIELD GOALS	1-19	20-29	30-39	40-49	50+
Andersen	1/1	11/11	6/7	6/6	2/5
Saints	1/1	11/11	6/7	6/6	2/5
Opponents	0/0	4/5	4/6	6/10	3/6

Andersen: (47G)(20G)(44G)(27G)(34G, 45G, 51N)
(30N, 46G)(31G, 51N)(26G, 53G, 28G)(45G, 50G, 23G)(20G, 22G)(47G, 28G, 30G)(33G, 18G)(28G, 38G)(27G, 50N, 29G)(1)(39G)
Opponents: (32G)(50G)(30G, 40G, 28G, 32G)(29G, 28G)(45N, 29N)(49N, 54N)(54N)(46N)(50G, 33N)(37N)(1)(32G, 47G, 29G, 44G)(49N)(43G)(43G)(44G, 51B, 50G)

1986 NFC WEST STANDINGS

Saints Finish: 4th place				
	W	L	T	Pct.
San Francisco	10	5	1	.656
L.A. Rams	10	6	0	.625
Atlanta	7	8	1	.469
New Orleans	7	9	0	.438

PASSING	Att	Cmp	Yds	Cmp%	Yds/Att	TD	TD%	Int	Int%	Long	Sk/Yds	Rating
D. Wilson	342	189	2353	55.3	6.88	10	2.9	17	5.0	63t	22/191	65.8
Hebert	79	41	498	51.9	6.30	2	2.5	8	10.1	84	5/34	40.5
Hilliard	3	1	29	33.3	9.67	1	33.3	0	0.0	29t	0/0	109.7
Wattelet	1	1	13	100.0	13.00	0	0.0	0	0.0	13	0/0	118.8
Saints	425	232	2893	54.6	6.81	13	3.1	25	5.9	84	27/225	61.6
Opponents	576	331	3886	57.5	6.75	21	3.6	26	4.5	62t	47/343	71.4

SAINTS STATISTICS

1987

RECORD: 12-3

FINISH: 2nd-NFC WEST

Date	W/L	Score	Opponent	Attendance
9/13	W	28-21	Cleveland	59,900
9/20	L	17-27	at Philadelphia	57,485
10/4	W	37-10	L.A. Rams	29,745
10/11	L	19-24	at St. Louis	11,795
10/18	W	19-17	at Chicago	46,813
10/25	L	22-24	San Francisco	60,497
11/1	W	38-0	at Atlanta	42,196
11/8	W	31-14	at L.A. Rams	43,379
11/15	W	26-24	at San Francisco	60,436
11/22	W	23-14	New York Giants	67,639
11/29	W	20-16	at Pittsburgh	47,896
12/6	W	44-34	Tampa Bay	66,471
12/13	W	24-10	Houston	68,257
12/20	W	41-24	at Cincinnati	43,424
12/27	W	33-24	Green Bay	68,364

TEAM STATISTICS	N.O.	OPP.
TOTAL FIRST DOWNS	304	270
Rushing	128	81
Passing	151	155
Penalty	25	34
3rd Down: Made/Att.	99/221	57/182
3rd Down Pct.	44.8	31.3
4th Down: Made/Att.	1/6	6/15
4th Down Pct.	16.7	40.0
POSSESSION AVG.	34:01	25:59
TOTAL NET YARDS	4964	4350
Avg. Per Game	330.9	290.0
Total Plays	1009	924
Avg. Per Play	4.9	4.7
NET YARDS RUSHING	2190	1550
Avg. Per Game	146.0	103.3
Total Rushes	569	388
NET YARDS PASSING	2774	2800
Avg. Per Game	184.9	186.7
Sacked/Yards Lost	29/213	47/355
Gross Yards	2987	3155
Att. Completions	411/227	489/246
Completion Pct.	55.2	50.3
Had Intercepted	12	30
PUNTS/AVERAGE	63/41.1	73/37.5
NET PUNTING AVG.	63/35.7	73/30.0
PENALTIES/YARDS	107/994	84/685
FUMBLES/BALL LOST	33/16	31/18
TOUCHDOWNS	46	35
Rushing	20	6
Passing	23	25
Returns	3	4

Score by Periods	1	2	3	4	OT	TOT
Saints	93	107	104	118	0	422
Opponents	69	95	58	61	0	283

SCORING	TD	Ru	Pa	Rt	PAT	FG	S	TP
Andersen	0	0	0	0	37/37	268/36	121	1
Hilliard	8	7	1	0	0	0	48	0
Martin	7	0	7	0	0	0	42	1
Tice	6	0	6	0	0	0	36	1
Mayes	5	5	0	0	0	0	30	3
Jones	3	0	3	0	0	0	18	5
Kempf	0	0	0	0	1/1	4/5	0	0
Beverly	2	2	0	0	0	0	12	2
Brenner	2	2	0	0	0	0	12	2
Jordan	2	2	0	0	0	0	12	2
Word	2	2	0	0	0	0	12	2
Cofer	0	0	0	0	5/7	1/1	0	8
Alexander	1	1	0	0	0	0	6	1
Gray	1	1	0	0	0	0	6	1
O'Neal	1	0	1	0	0	0	6	1
Poe	1	0	0	1	0	0	6	1
R. Sutton	1	0	0	1	0	0	6	1
Toles	1	0	0	1	0	0	6	1
Waters	1	0	1	0	0	0	6	1
B. Clark	0	0	0	0	0	0	1	2
Maxie	0	0	0	0	0	0	1	2
Saints	46	20	23	3	43/45	33/42	2	422
Opponents	35	6	25	4	35/35	12/18	1	283

SACKS: Swilling 10.5, Jackson 9.5, Warren 6.0, Wilks 5.5, B. Clark 4.5, To. Elliott 2.0, Maxie 2.0, McCoy 2.0, S. Leach 1.5, DeForest 1.0, V. Johnson 1.0, Swoopes 1.0, Taylor 0.5, **Saints 47.0, Opp. 29.0**

RUSHING	No	Yds	Avg	LG	TD
Mayes	243	917	3.8	38	5
Hilliard	123	508	4.1	30	7
Beverly	62	217	3.5	25	2
J. Fourcade	19	134	7.1	18	0
Word	36	133	3.7	20	2
Hebert	13	95	7.3	19	0
Alexander	21	71	3.4	16	1
Gray	8	37	4.6	12	1
Jordan	12	36	3.0	8	2
Rodenberger	17	35	2.1	5	0
Jean-Baptiste	8	18	2.3	7	0
Ingram	2	14	7.0	9	0
Riordan	1	3	3.0	3	0
Hansen	2	-6	-3.0	-3	0
Hill	1	-9	-9.0	-9	0
Barnhardt	1	-13	-13.0	-13	0
Saints	569	2190	3.8	38	20
Opponents	388	1550	4.0	33	6

RECEIVING	No	Yds	Avg	LG	TD
Martin	44	778	17.7	67	7
Jones	27	420	15.6	43	3
Hilliard	23	264	11.5	38	1
Brenner	20	280	14.0	29	2
Hill	19	322	16.9	36	2
Tice	16	181	11.3	27	6
Mayes	15	68	4.5	16	6
Dawsey	13	142	10.9	29	0
Pattison	9	132	14.7	36	0
Word	6	54	9.0	17	0
Scott	6	35	5.8	11	0
Gray	6	30	5.0	12	0
Waters	5	140	28.0	82	1
R. Clark	3	38	12.7	14	0
O'Neal	3	10	3.3	5	1
Rodenberger	2	17	8.5	11	0
Alexander	2	15	7.5	10	0
Walker	2	15	7.5	8	0
Jordan	2	13	6.5	11	0
Benson	2	11	5.5	6	0
C. Thomas	1	14	14.0	14	0
Beverly	1	8	8.0	8	0
Saints	227	2987	13.2	82	23
Opponents	246	3155	12.8	50	25

INTERCEPTIONS	No	Yds	Avg	LG	TD
Waymer	5	78	15.6	35	0
R. Sutton	5	68	13.6	26	0
Mack	4	32	8.0	26	0
Jakies	3	32	10.7	27	0
Maxie	3	17	5.7	10	0
Atkins	3	12	4.0	8	0
Jackson	2	4	2.0	4	0
Gibson	1	17	17.0	17	0
S. Leach	1	10	10.0	10	0
Swilling	1	10	10.0	10	0
V. Johnson	1	0	0.0	0	0
Poe	1	0	0.0	0	0
Saints	30	280	9.3	35	0
Opponents	12	173	14.4	35	1

PUNTING	No	Yds	Avg	Net	TB	I20	LG	B
Hansen	52	2104	40.5	35.6	6	19	60	0
Barnhardt	11	483	43.9	36.3	1	4	52	0
Saints	63	2587	41.1	35.7	7	23	60	0
Opponents	73	2740	37.5	30.0	4	10	57	5

PUNT RET	Ret	FC	Yds	Avg	LG	TD
Gray	24	5	352	14.7	80	0
Martin	14	2	88	6.3	15	0
Cook	1	0	3	3.0	3	0
Jordan	1	0	13	13.0	13	0
Maxie	1	0	12	12.0	12	0
Saints	41	7	468	11.4	80	0
Opponents	29	8	199	6.9	29	0

KICKOFF RET	No	Yds	Avg	LG	TD
Gray	30	636	21.2	43	0
Word	10	248	24.8	74	0
Hilliard	4	52	13.0	20	0
Michael Adams	3	46	15.3	21	0
Beverly	3	100	33.3	64	0
Jordan	2	28	14.0	16	0
Brook	1	11	11.0	11	0
Martin	1	15	15.0	15	0
C. Thomas	1	11	11.0	11	0
Saints	55	1147	20.9	74	0
Opponents	55	1115	20.3	47	0

FIELD GOALS	1-19	20-29	30-39	40-49	50+
Andersen	3/3	6/6	9/9	8/12	2/6
Kempf	0/0	1/1	1/2	2/2	0/0
Cofer	0/0	0/1	0/0	0/0	0/0
Saints	3/3	8/8	10/11	10/14	2/6
Opponents	0/0	4/4	6/6	2/7	0/1

Andersen: (39G) (45G) (39G, 51N, 49G, 19G, 19G, 23G, 52N) (49G, 43N) (32G) (40G, 41N, 27G, 51G, 64G) (19G, 43G, 28G) (25G, 53N, 50N, 32G) (40G, 24G, 32G) (48N, 46N, 28G) (21G, 30G) (31G, 52G, 0 48G, 32G)

Kempf: (33B, 48G, 31G, 42G, 21G)

Cofer: (27G)

Team: (39G) (45G) (27G) (33B, 48G, 31G, 42G, 21G) (39G, 51N, 49G, 19G, 19G, 37G, 52N) (49G, 43N) (32G) (40G, 41N, 27G, 51G, 40G) (19G, 43G, 28G) (25G, 53N, 50N, 32G) (40G, 24G, 32G) (48N, 46N, 28G) (21G, 30G) (31G, 52G, 48G, 32G)

Opponents: (49B) (30G, 30G) (37G) (24G) (22G) (31G) (51N) (46N, 47B, 35G) (40N) (37G, 43G) (21G) (43G, 46N) (24G)

1987 NFC WEST STANDINGS				
Saints Finish: 2nd place				
W	L	T	Pct.	
San Francisco	13	2	0	86.7
New Orleans	12	3	0	.800
L.A. Rams	6	9	0	.400
Atlanta	3	12	0	.200

PASSING	Att	Cmp	Yds	Cmp%	Yds/Att	TD	TD%	Int	Int%	Long	Sk/Yds	Rating
Hebert	294	164	2119	55.8	7.21	15	5.1	9	3.1	67	20/119	82.9
J. Fourcade	89	48	597	53.9	6.71	4	4.5	3	3.4	82	6/67	75.9
Wilson	24	13	243	54.2	10.13	2	8.3	0	0.0	38	2/21	117.2
Ingram	2	1	5	50.0	2.50	1	50.0	0	0.0	5	1/6	95.8
Hilliard	1	1	23	100.0	23.00	1	100.0	0	0.0	23	0/0	158.3
Riordan	1	0	0	0.0	0.00	0	0.0	0	0.0	0	0/0	39.6
Saints	411	227	2987	55.2	7.27	23	5.6	12	2.9	82	29/213	84.9
Opponents	489	246	3155	50.3	6.45	25	5.1	30	6.1	50	47/355	62.4

SAINTS STATISTICS

1988

RECORD: 10-6

FINISH: 3rd-NFC WEST

OWNER
FOOTBALL
ADMINISTRATION
RECORDS
HISTORY

Date	W/L	Score	Opponent	Attendance	SCORING	TD	Ru	Pa	Rt	PAT	FG	S	TP	INTERCEPTIONS	No	Yds	Avg	LG	TD				
9/4	L	33-34	San Francisco	66,357	Andersen	0	0	0	0	32/33	26/36	0	110	Atkins	4	42	10.5	40	0				
9/11	W	29-21	at Atlanta	48,901	Hill	7	0	7	0	0	0	0	42	Waymer	3	91	30.3	44	0				
9/18	W	22-14	at Detroit	32,943	Martin	7	0	7	0	0	0	0	42	Jakes	3	61	20.3	39	0				
9/25	W	13-9	Tampa Bay	66,671	Hilliard	6	5	1	0	0	0	0	36	Sutton	3	32	10.7	34	0				
10/3	W	20-17	Dallas	68,474	Mayes	3	3	0	0	0	0	0	18	Johnson	1	34	34.0	34	0				
10/9	W	23-17	at San Diego	42,693	R. Clark	2	0	2	0	0	0	0	12	Mack	1	19	19.0	19	0				
10/16	W	20-19	at Seattle	63,569	Perriman	2	0	2	0	0	0	0	12	Jackson	1	16	16.0	16	0				
10/23	W	20-6	L.A. Raiders	66,249	Gray	1	0	0	1	0	0	0	6	Cook	1	0	0.0	0	0				
10/30	L	10-12	L.A. Rams	68,238	Heyward	1	1	0	0	0	0	0	6	Saints	17	295	17.4	44	0				
11/6	L	24-27	at Washington	54,183	Jordan	1	0	0	1	0	0	0	6	Opponents	16	226	14.1	78t	2				
11/13	W	14-10	at L.A. Rams	63,305	Scales	1	0	1	0	0	0	0	6										
11/20	W	42-0	Denver	68,075	Tice	1	0	1	0	0	0	0	6	PUNTING	No	Yds	Avg	Net	TB	LG	B		
11/27	L	12-13	N.Y. Giants	66,526	Waymer	1	0	0	1	0	0	0	6	Hansen	72	2913	40.5	34.3	8	19	64	1	
12/4	L	3-45	at Minnesota	61,215	Jackson	0	0	0	0	0	0	0	6	Saints	73	2913	39.9	34.3	8	19	64	1	
12/11	L	17-30	at San Francisco	62,977	Saints	33	9	21	3	32/33	26/36	2	312	Opponents	70	2815	40.2	32.6	6	15	56	1	
12/18	W	10-9	Atlanta	60,566	Opponents	29	7	19	3	28/29	27/34	0	283										
					SACKS: Jackson 7.0, Swilling 7.0, Geathers 3.5, Wilks 3.5, Gibson 2.0, Johnson 2.0, Kohlbrand 2.0, Elliott 1.0, Gregory 1.0, Mack 1.0, Warren 1.0, Saints 31.0, Opp. 24.0																		
TEAM STATISTICS					N.O.	OPP.																	
TOTAL FIRST DOWNS					306	286																	
Rushing					108	97																	
Passing					179	167																	
Penalty					19	22																	
3rd Down: Made/Att.					104/227	73/203	RUSHING																
3rd Down Pct.					45.8	36.0	Hilliard	204	823	4.0	36	5	LG	TD	KICKOFF RET								
4th Down: Made/Att.					4/6	7/14	Mayes	170	628	3.7	21	3			Gray	32	670	20.9	39	0			
4th Down Pct.					66.7	50.0	Heyward	74	355	4.8	73t	1		Hill	25	4	10.8	12.2	66t	1			
POSSESSION AVG.					32:38	27:22	Jordan	19	115	6.1	44	0		Mayes	7	132	18.9	33	0				
TOTAL NET YARDS					5131	5106	Hebert	37	79	2.1	16	0		Hilliard	6	111	18.5	30	0				
Avg. Per Game					320.7	319.1	Perriman	3	17	5.7	17	0		Martin	3	32	10.7	18	0				
Total Plays					1034	978	Martin	2	12	6.0	9	0		Waymer	2	39	19.5	29	0				
Avg. Per Play					5.0	5.2	Hansen	1	10	10.0	10	0		Saints	70	1408	20.1	57	0				
NET YARDS RUSHING					2046	1779	Hill	2	7	3.5	5	0		Opponents	43	823	19.1	40	0				
Avg. Per Game					127.9	111.2	Saints	512	2046	4.0	73t	9											
Total Rushes					512	442	Opponents	442	1779	4.0	62	7		FIELD GOALS									
NET YARDS PASSING					3085	3327								1-19	20-29	30-39	40-49	50-59					
Avg. Per Game					192.8	207.9							Oppens	1/1	11/12	8/11	5/8	1/6					
Sacked/Yards Lost					24/171	31/252							Saints	1/1	11/12	8/11	5/8	1/6					
Gross Yards					3256	3579	RECEIVING	442	1779	4.0	62	7		20/22	6/7	10/13	3/7	0/2					
Att./Completions					498/286	505/277	Martin	85	1083	12.7	40	7		Andersen: 20(2) (41G, 29G, 28G) (53M, 37G, 29G)									
Completion Pct.					57.4	54.9	Hill	66	703	10.7	35	7		(28G, 41G, 39M) (27G, 46G) (27G, 35G, 45M, 34G)									
Had Intercepted					16	17	Hilliard	34	335	9.9	26	1		(23G, 31G) (51G, 25G) (33G, 19G, 33G, 49M) (52M) (1									
PUNTS/AVERAGE					73/39.9	70/40.2	Tice	26	297	11.4	40	0		(27G, 41G, 26G, 29M, 45G) (36G) (38G, 40N, 32N)									
NET PUNTING AVG.					73/34.3	70/32.6	R. Clark	19	245	12.9	21	2		(34G, 30G)									
PENALTIES/YARDS					101/821	77/628	Perriman	16	215	13.4	33	2		Opponents: (25G, 32G) (41N) (1) (25G, 35G, 35G)									
FUMBLES/BALL LOST					29/16	27/15	Mayes	13	105	8.1	18	0		(39N, 39G) (35G) (22G, 47G, 46G, 36G, 42G) (35N)									
TOUCHDOWNS					33	29	Heyward	11	103	9.4	25	0		(37G, 27B, 18G, 47G, 20G) (42G, 23G) (23G) (35N)									
Rushing					9	7	Jordan	5	67	14.0	25	0		50N) (46G, 35G) (37G) (40G, 47G, 19G) (27G, 43G, 39G)									
Passing					21	19	Brenner	5	67	13.4	24	0											
Returns					3	3	Scales	2	20	10.0	14	2											
							Hebert	2	0	0.0	2	0											
							Pattison	1	8	8.0	8	0											
							Benson	1	5	5.0	5	0											
Score by Periods					1	2	3	4	OT	TOT				1988 NFC WEST STANDINGS									
Saints					64	93	101	54	0	312				Saints Finish: 3rd Place									
Opponents					51	111	70	51	0	283				W						L	Pct.		
													San Francisco						10	6	0	.625	
													L.A. Rams						10	6	0	.625	
													New Orleans						10	6	0	.625	
													Atlanta						5	11	0	.313	

PASSING	Att	Cmp	Yds	Cmp%	Yds/Att	TD	TD%	Int	Int%	Long	Sk/Yds	Rating
Hebert	478	280	3156	58.6	6.60	20	4.2	15	3.1	40t	24/171	79.3
Wilson	16	5	73	31.3	4.56	0	0.0	1	6.3	25	0/0	29.1
Hilliard	2	1	27	50.0	13.50	1	50.0	0	0.0	27t	0/0	135.4
Fourcade	1	0	0	0.0	0.00	0	0.0	0	0.0	0	0/0	39.6
Hill	1	0	0	0.0	0.00	0	0.0	0	0.0	0	0/0	39.6
Saints	498	286	3256	57.4	6.54	21	4.2	16	3.2	40t	24/171	77.9
Opponents	505	277	3579	54.9	7.09	19	3.8	17	3.4	85t	31/252	75.8

SAINTS STATISTICS

1989

RECORD: 9-7

FINISH: 3rd-NFC WEST

Date	W/L	Score	Opponent	Attendance	SCORING	TD	Ru	Pa	Rt	PAT	FG	S	TP	INTERCEPTIONS	No	Yds	Avg	LG	TD	
9/10	W	28-0	Dallas	66,977	Hilliard	18	13	5	0			0	108	Waymer	6	66	11.0	42	0	
9/17	L	34-35	at Green Bay	55,809	Andersen	0	0	0	0	44/45	20/29	0	104	Massey	5	26	5.2	22	0	
9/24	L	10-20	at Tampa Bay	44,053	E. Martin	8	0	8	0			0	48	Cook	3	81	27.0	63t	1	
10/1	L	14-16	Washington	64,358	Brenner	4	0	4	0			0	24	Maxie	3	41	13.7	26t	1	
10/8	L	20-24	San Francisco	60,488	Hill	4	0	4	0			0	24	Mack	2	0	0.0	0	0	
10/15	W	29-14	New York Jets	59,521	Jordan	3	3	0	0			0	18	Swilling	1	14	14.0	14	0	
10/22	W	40-21	at L.A. Rams	57,567	Cook	1	0	0	1			0	6	Atkins	1	-2	-2.0	-2	0	
10/29	W	20-13	Atlanta	65,153	Fourcade	1	1	0	0			0	6	Saints	21	226	10.8	63t	2	
11/6	L	13-31	at San Francisco	60,667	Frazier	1	1	0	0			0	6	Opponents	19	265	13.9	40	1	
11/12	W	28-24	at New England	47,680	Heyward	1	1	0	0			0	6							
11/19	W	26-17	at Atlanta	53,173	Maxie	1	0	0	1			0	6							
11/26	Lot	17-20	L.A. Rams	64,274	Morse	1	0	0	1			0	6							
12/3	L	14-21	at Detroit	38,550	Shepard	1	0	0	1			0	6							
12/10	W	22-19	at Buffalo	70,037	Tice	1	0	1	0			0	6	Saints	71	2774	39.1	34.2	5	
12/18	W	30-20	Philadelphia	59,218	Turner	1	0	1	0			0	6	Opponents	75	2956	39.4	33.2	2	
12/24	W	41-6	Indianapolis	49,009	Forde	0	0	0	0			1	2							
					Warren	0	0	0	0			1	2							
TEAM STATISTICS					N.O.	OPP.	Saints	46	19	23	4	44/45	20/29	3	386					
TOTAL FIRST DOWNS					304	293	Opponents	35	19	23	2	34/35	19/24	3	301					
Rushing					108	79														
Passing					167	198	SACKS: Swilling 16.5, Warren 9.5, Jackson 7.5, Wilks 4.0, Mills 3.0, W. Martin 2.5, Cook 1.0, Geathers 1.0, V. Johnson 1.0, Mack 1.0, Saints 47.0, Opp. 36.0													
Penalty					29	16														
3rd Down: Made/Att.					89/207	82/216														
3rd Down Pct.					43.0	38.0														
4th Down: Made/Att.					5/10	8/17	RUSHING	No	Yds	Avg	LG	TD		Saints	53	9	428	8.1	57	1
4th Down Pct.					50.0	47.1	Hilliard	344	1262	3.7	40	13		Opponents	35	16	244	7.0	28	0
POSSESSION AVG.					33:43	26:17	Heyward	49	183	3.7	15	1								
TOTAL NET YARDS					5328	5186	Jordan	38	179	4.7	32	3		KICKOFF RET	No	Yds	Avg	LG	TD	
Avg. Per Game					333.0	324.1	Frazier	25	112	4.5	21	1		Harris	19	378	19.9	39	0	
Total Plays					999	997	Fourcade	14	91	6.5	14	1		Atkins	12	245	20.4	32	0	
Avg. Per Play					5.3	5.2	Hebert	25	87	3.5	11	0		Morse	10	278	27.8	99t	1	
NET YARDS RUSHING					1948	1326	Morse	2	43	21.5	39	0		Frazier	8	157	19.6	29	0	
Avg. Per Game					121.8	82.9	Turner	2	8	4.0	6	0		Shepard	8	135	16.9	24	0	
Total Rushes					502	373	Winslow	1	0	0.0	0	0		U. Johnson	2	34	17.0	19	0	
NET YARDS PASSING					3380	3860	Hill	1	-7	-7.0	-7	0		Hill	1	13	13.0	13	0	
Avg. Per Game					211.3	241.3	Perriaman	1	-10	-10.0	-10	0		Hilliard	1	20	20.0	20	0	
Sacked/Yards Lost					36/271	47/362	Saints	502	1948	3.9	40	19		Phillips	1	24	24.0	24	0	
Gross Yards					3651	4222	Opponents	373	1326	3.6	38	10		Scales	1	0	0.0	0	0	
Att./Completions					461/284	577/320	RECEIVING	No	Yds	Avg	LG	TD		Saints	63	1284	20.4	99t	1	
Completion Pct.					61.6	55.1	E. Martin	68	1090	16.0	53	8		Opponents	55	983	17.9	72	0	
Had Intercepted					19	25	Hilliard	52	514	9.9	54t	5		FIELD GOALS	1-19	20-29	30-39	40-49	50+	
PUNTS/AVERAGE					71/39.1	75/39.4	Hill	48	636	13.3	46	4		Andersen	0/0	7/8	10/11	3/6	0/1	
NET PUNTING AVG.					71/34.2	75/33.2	Hilliard	52	514	9.9	54t	5		Saints	0/0	7/8	10/11	3/6	0/1	
PENALTIES/YARDS					90/676	105/850	Brenner	34	398	11.7	30t	4		Opponents	3/3	2/4	4/15	1/16	0/1	
FUMBLES/BALL LOST					28/12	35/18	Turner	22	279	12.7	54t	1								
TOUCHDOWNS					46	35	Perriaman	20	356	17.8	47	0		Andersen: () (38G, 32G) (54N, 33G, 47N) (52N, 36N)						
Rushing					19	10	Heyward	13	69	5.3	12	0		() (49G, 39G) (42G, 29G) (39G, 27G) (32G, 23B, 44G)						
Passing					23	2	Tice	9	98	10.9	23	1		() (39G, 23G) () (33G, 36G) (48N) (31G, 41N, 26G, 50N)						
Returns					4	2	Scales	8	89	11.1	26	0		() (22G, 55N) (21G, 29G)						
							Jordan	4	53	13.3	17	0		Opponents: () () (34G, 37G) (48G, 19G, 18G) (41G, 44N) () () (41G, 48G) (44G) (44G) (45G, 37N) (32G, 22G, 52N, 31G) () (43G, 48G) (21G, 19G, 20B) (41G, 23B)						
Score by Periods					1	2	3	4	OT	TOT										
Saints					105	123	60	98	0	386										
Opponents					27	96	89	86	3	301										
1989 NFC WEST STANDINGS																				
Saints Finishes: 3rd place																				
W L T Pct.																				
San Francisco 14 2 0 .875																				
L.A. Rams 11 5 0 .688																				
New Orleans 9 7 0 .563																				
Atlanta 3 13 0 .188																				

SAINTS STATISTICS

1990

RECORD: 8-8

FINISH: 2nd-NFC WEST

Date	W/L	Score	Opponent	Attendance	SCORING	TD	Ru	Pa	Rt	PAT	FG	S	TP	PUNTING	No	Yds	Avg	Net	TB	I20	LG	B
9/10	L	12-13	San Francisco	68,629	Andersen	0	0	0	0	29/29	21/27	0	92	Barnhardt	70	2990	42.7	36.2	6	20	65	1
9/16	L	3-32	at Minnesota	56,272	Mayes	7	7	0	0	0	0	0	42	Saints	70	2990	42.7	36.2	6	20	65	1
9/23	W	28-7	Phoenix	61,110	E. Martin	5	0	5	0	0	0	0	30	Opponents	74	3024	40.9	34.9	2	18	57	1
10/7	L	27-28	at Atlanta	57,401	Heyward	4	4	0	0	0	0	0	24									
10/14	W	25-20	Cleveland	68,608	Turner	4	0	4	0	0	0	0	24	PUNT RET	Ret	FC	Yds	Avg	LG	TD		
10/21	L	10-23	at Houston	57,908	Brenner	2	2	0	2	0	0	0	12	V. Buck	37	8	305	8.2	33	0		
10/28	L	10-27	Detroit	64,368	Fenerty	2	2	0	0	0	0	0	12	Morse	8	1	95	11.9	18	0		
11/4	W	21-7	at Cincinnati	60,067	Perriman	2	0	2	0	0	0	0	12	Saints	45	9	400	8.9	33	0		
11/11	W	35-7	Tampa Bay	67,865	Fourcade	1	1	0	0	0	0	0	6	Opponents	43	12	302	7.0	24	0		
11/18	L	17-31	at Washington	52,573	Hilliard	1	0	1	0	0	0	0	6									
11/25	W	10-7	Atlanta	68,629	Maxie	1	0	0	1	0	0	0	6	KICKOFF RET	No	Yds	Avg	LG	TD			
12/2	L	13-17	at Dallas	60,087	Scales	1	0	1	0	0	0	0	6	Fenerty	28	572	20.4	58	0			
12/9	W	24-20	at L.A. Rams	56,864	Massey	0	0	0	0	0	0	0	6	Atkins	19	471	24.8	50	0			
12/16	L	6-9	Pittsburgh	68,582	Saints	30	14	15	1	29/29	21/27	1	274	Morse	4	56	14.0	18	0			
12/23	W	13-10	at San Francisco	60,112	Opponents	30	8	21	1	30/30	21/35	1	275	V. Buck	3	38	12.7	17	0			
12/31	W	20-17	L.A. Rams	68,647										Mayes	2	39	19.5	21	0			

SACKS: Swilling 11.0, Turnbull 9.0, Jackson 6.0, Wilks 5.5, W. Martin 4.0, Atkins 3.0, Cook 1.0, Johnson 1.0, Simmons 1.0, Mills 0.5, Saints 42.0, Opp. 20.0

RUSHING	No	Yds	Avg	LG	TD
Heyward	129	599	4.6	47t	4
Mayes	138	510	3.7	18	7
Fenerty	73	355	4.9	60t	2
Hilliard	90	284	3.2	17	0
Fourcade	15	77	5.1	12	1
Walsh	19	25	1.3	18	0
Saints	464	1850	4.0	60t	14
Opponents	410	1559	3.8	35	8

RECEIVING	No	Yds	Avg	LG	TD
E. Martin	63	912	14.5	58	5
Perriman	36	382	10.6	29	2
Turner	21	396	18.9	68t	4
Fenerty	18	209	11.6	28	0
Heyward	18	121	6.7	12	0
Brenner	17	213	12.5	31t	2
Hilliard	14	125	8.9	20	1
Mayes	12	121	10.1	66	0
Tice	11	113	10.3	19	0
Scales	8	64	8.0	20	1
Alphinn	4	57	14.3	17	0
Hill	3	35	11.7	13	0
Hilgenberg	1	9	9.0	9	0
Saints	226	2757	12.2	68t	15
Opponents	316	3584	11.3	51t	21

INTERCEPTIONS	No	Yds	Avg	LG	TD
Maxie	2	88	44.0	50t	1
Cook	2	55	27.5	50	0
Atkins	2	15	7.5	15	0
Thompson	2	0	0.0	0	0
Saints	8	158	19.8	50t	1
Opponents	23	283	12.3	73	0

FIELD GOALS	1-19	20-29	30-39	40-49	50+
Andersen	0/0	5/5	5/6	8/12	3/4
Saints	0/0	5/5	5/6	8/12	3/4
Opponents	1/1	3/3	10/13	6/10	1/8

Andersen: (41G, 39G, 28G, 32G) (37G) (J) (46G, 23G) (52G, 39N) (20G, 40B) (47G) (48N) (J) (38G) (43N, 20G) (43G, 50G) (48G) (50G, 43G) (30G, 40G) (51N, 48N, 41G, 24G)

Opponents: (52G, 55N, 52N, 47N, 38G) (30G, 48G, 38G) (52N, 37B) (40N) (37G, 39G) (43G, 45G, 33G) (39N, 52N, 25G, 39G) (43N) (J) (39G) (51N, 51N) (47G) (38G, 18G) (46N, 29G, 42G, 43G) (59N, 30G) (30N, 24G)

1990 NFC WEST STANDINGS

Saints Finish: 2nd place	W	L	T	Pct.
San Francisco	14	2	0	.875
New Orleans	8	8	0	.500
L.A. Rams	5	11	0	.313
Atlanta	5	11	0	.313

TEAM STATISTICS	N.O.	OPP.
TOTAL FIRST DOWNS	253	279
Rushing	107	91
Passing	133	167
Penalty	13	21
3rd Down: Made/Att.	84/209	85/217
3rd Down Pct.	40.2	39.2
4th Down: Made/Att.	5/9	9/17
4th Down Pct.	55.6	52.9
POSSESSION AVG.	29:59	30:01
TOTAL NET YARDS	4476	4878
Avg. Per Game	279.8	304.9
Total Plays	931	986
Avg. Per Play	4.8	4.9
NET YARDS RUSHING	1850	1559
Avg. Per Game	115.6	97.4
Total Rushes	464	410
NET YARDS PASSING	2626	3319
Avg. Per Game	164.1	207.4
Sacked/Yards Lost	20/131	42/265
Gross Yards	2757	3584
Att./Completions	447/226	534/316
Completion Pct.	50.6	59.2
Had Intercepted	23	8
PUNTS/AVERAGE	71/42.1	74/40.9
NET PUNTING AVG.	71/36.2	74/34.9
PENALTIES/YARDS	108/829	87/655
FUMBLES/BALL LOST	29/16	35/19
TOUCHDOWNS	30	30
Rushing	14	8
Passing	15	21
Returns	1	1

Score by Periods	1	2	3	4	OT	TOT
Saints	54	82	48	90	0	274
Opponents	30	82	76	87	0	275

PASSING	Att	Cmp	Yds	Cmp%	Yds/Att	TD	TD%	Int	Int%	Long	Sk/Yds	Rating
Walsh	327	175	1970	53.5	6.02	12	3.7	13	4.0	58	10/76	67.5
Fourcade	116	50	785	43.1	6.77	3	2.6	8	6.9	68t	8/44	46.1
Kramer	3	1	2	33.3	0.67	0	0.0	1	33.3	2	2/11	2.8
Heyward	1	0	0	0.0	0.00	0	0.0	1	100.0	0	0/0	0.0
Saints	447	226	2757	50.6	6.17	15	3.4	23	5.1	68t	20/131	59.7
Opponents	534	316	3584	59.2	6.71	21	3.9	8	1.5	51t	42/265	86.2

SAINTS STATISTICS

1991

RECORD: 11-5

FINISH: 1st-NFC WEST

Date	W/L	Score	Opponent	Attendance
9/1	W	27-24	Seattle	68,492
9/8	W	17-10	at Kansas City	74,816
9/15	W	24-7	L.A. Rams	68,583
9/22	W	26-0	Minnesota	68,591
9/29	W	27-6	at Atlanta	56,556
10/3	W	13-6	at Philadelphia	64,224
10/10	W	23-7	Tampa Bay	68,591
10/27	L	17-20	Chicago	68,591
11/3	W	24-17	at L.A. Rams	58,713
11/10	W	10-3	San Francisco	68,591
11/17	L	21-24	at San Diego	48,420
11/24	Lot	20-23	Atlanta	68,591
12/1	L	24-38	at San Francisco	62,092
12/14	L	14-23	at Dallas	64,530
12/16	W	27-0	L.A. Raiders	68,625
12/22	W	27-3	at Phoenix	30,928

TEAM STATISTICS	N.O.	OPP.
TOTAL FIRST DOWNS	267	214
Rushing	93	63
Passing	157	139
Penalty	17	12
3rd Down: Made/Att.	86/228	49/188
3rd Down Pct.	37.7	26.1
4th Down: Made/Att.	5/10	4/13
4th Down Pct.	50.0	30.8
POSSESSION AVG.	33:58	26:02
TOTAL NET YARDS	4968	3933
Avg. Per Game	310.5	245.8
Total Plays	1008	875
Avg. Per Play	4.9	4.5
NET YARDS RUSHING	1709	1213
Avg. Per Game	106.8	75.8
Total Rushes	483	334
NET YARDS PASSING	3259	2720
Avg. Per Game	203.7	170.3
Sacked/Yards Lost	19/160	50/337
Gross Yards	3419	3057
Att./Completions	56/292	49/259
Completion Pct.	57.7	52.7
Had Intercepted	15	29
PUNTS/AVERAGE	87/43.0	88/42.3
NET PUNTING AVG.	87/35.3	88/37.1
PENALTIES/YARDS	101/801	95/711
FUMBLES/BALL LOST	24/15	34/19
TOUCHDOWNS	38	23
Rushing	15	6
Passing	20	12
Returns	3	5

Score by Periods	1	2	3	4	OT	TOT
Saints	61	120	75	85	0	341
Opponents	23	59	54	72	3	211

SCORING	TD	Ru	Pa	Rt	PAT	FG	S	TP
Andersen	0	0	0	0	38/38	25/32	0	113
Turner	8	0	8	0	0	48	0	113
Fenerty	5	3	2	0	0	30	0	113
Heyward	5	4	1	0	0	30	0	113
Hilliard	5	4	1	0	0	30	0	113
E. Martin	4	0	4	0	0	24	0	113
Jordan	3	2	1	0	0	18	0	113
Early	2	2	0	0	0	12	0	113
McAfee	2	2	0	0	0	12	0	113
Carroll	1	0	1	0	0	6	0	113
Maxie	1	0	0	1	0	6	0	113
Swilling	1	0	0	1	0	6	0	113
Warren	1	0	0	1	0	6	0	113
Saints	38	15	20	3	38/38	25/32	0	341
Opponents	23	6	12	5	22/23	17/21	0	211

SACKS: Swilling 17.0, Jackson 11.5, Warren 7.0, W. Martin 3.5, Atkins 3.0, Goff 2.0, Wilks 2.0, Miller 1.0, Mills 1.0, Turnbull 1.0, James E. Williams 1.0, Saints
50.0, Opp. 19.0

RUSHING	No	Yds	Avg	LG	TD
McAfee	109	494	4.5	34	2
Fenerty	139	477	3.4	54	3
Heyward	76	260	3.4	15	4
Hilliard	79	252	3.2	65t	4
Jordan	47	150	3.2	25	2
Hebert	18	56	3.1	16	0
Early	3	13	4.3	6	0
Morse	3	7	2.3	8	0
Barnhardt	1	0	0.0	0	0
Walsh	8	0	0.0	3	0
Saints	483	1709	3.5	65t	15
Opponents	334	1213	3.6	33	6

RECEIVING	No	Yds	Avg	LG	TD
McAfee	66	803	12.2	30	4
E. Martin	50	537	10.7	30	2
Turner	64	927	14.5	65t	8
Early	32	541	16.9	52	2
Fenerty	26	235	9.0	50t	2
Tice	22	230	10.5	22	0
Hilliard	21	127	6.0	14t	1
Carroll	18	184	10.2	31t	1
Brenner	16	179	11.2	21	0
Jordan	15	92	6.1	19	1
Heyward	4	34	8.5	22t	1
Newman	3	33	11.0	14	0
Scales	3	23	7.7	14	0
McAfee	1	8	8.0	8	0
Wainwright	1	3	3.0	3	0
Saints	292	3419	11.7	65t	20
Opponents	259	3057	11.8	80t	12

INTERCEPTIONS	No	Yds	Avg	LG	TD
Atkins	5	198	39.6	79	0
V. Buck	5	12	2.4	12	0
Glenn	4	35	8.8	18	0
Jones	3	61	20.3	51	0
Cook	3	54	18.0	22	0
Maxie	3	33	11.0	31t	1
Mills	2	13	6.5	8	0
Swilling	1	39	39.0	39t	1
Johnson	1	19	19.0	19	0
Thompson	1	14	14.0	14	0
Petry	1	4	4.0	4	0
Saints	29	482	16.6	79	2
Opponents	15	257	17.1	59t	2

PUNTING	No	Yds	Avg	Net	TB	I20	LG	B
Barnhardt	86	3743	43.5	35.3	10	20	61	1
Saints	87	3743	43.0	35.3	10	20	61	1
Opponents	88	3725	42.3	37.1	7	20	64	1

PUNT RET	Ret	FC	Yds	Avg	LG	TD
V. Buck	31	13	260	8.4	52	0
Fenerty	12	6	55	4.6	13	0
Morse	1	0	2	2.0	2	0
Saints	44	19	317	7.2	52	0
Opponents	50	11	470	9.4	40	0

KICKOFF RET	No	Yds	Avg	LG	TD
Atkins	20	368	18.4	27	0
Jennings	12	213	17.8	24	0
Early	9	168	18.7	34	0
Morse	3	60	20.0	21	0
Fenerty	2	28	14.0	14	0
Jordan	2	18	9.0	18	0
Glenn	1	10	10.0	10	0
McAfee	1	14	14.0	14	0
Saints	50	879	17.6	34	0
Opponents	35	851	24.3	98t	2

FIELD GOALS	1-19	20-29	30-39	40-49	50+
Andersen	0/0	6/6	11/13	6/9	2/4
Saints	0/0	6/6	11/13	6/9	2/4
Opponents	1/1	3/3	5/6	6/7	2/4

Andersen: (47G, 31G) (40G) (42G) (34G, 30G, 38G, 26G) (23G, 31G) (36G, 43N, 26G) (32G, 28G, 48G, 40N) (60G) (45G, 37N) (21G) (39N) (39G, 31G, 55N) (52G) (54N) (37G, 41N, 42G) (27G, 39G)
Opponents: (37G, 37N) (23G) () () () (48G, 41G) () (34G, 48G, 51N) (31G) (32G, 44N) (19G) (25G, 27G, 50G) (42G) (50G, 41G, 40G) (52N) (38G)

1991 NFC WEST STANDINGS				
Saints Finish: 1st place				
	W	L	T	Pct.
New Orleans	11	5	0	.688
Atlanta	10	6	0	.625
San Francisco	10	6	0	.625
L.A. Rams	3	13	0	.188

PASSING	Att	Cmp	Yds	Cmp%	Yds/Att	TD	TD%	Int	Int%	Long	Sk/Yds	Rating
Walsh	255	141	1638	55.3	6.42	11	4.3	6	2.4	41	3/26	79.5
Hebert	248	149	1676	60.1	6.76	9	3.6	8	3.2	65t	16/134	79.0
M. Buck	2	1	61	50.0	30.50	0	0.0	1	50.0	61	0/0	56.3
Heyward	1	1	44	100.0	44.00	0	0.0	0	0.0	44	0/0	118.8
Saints	506	292	3419	57.7	6.76	20	4.0	15	3.0	65t	19/160	79.2
Opponents	491	259	3057	52.7	6.23	12	2.4	29	5.9	80t	50/337	55.5

SAINTS STATISTICS

1992

RECORD: 12-4

FINISH: 2nd-NFC WEST

Date	W/L	Score	Opponent	Attendance	SCORING	TD	Ru	Pa	Rt	PAT	FG	S	TP	INTERCEPTIONS	No	Yds	Avg	LG	TD					
9/6	L	13-15	at Philadelphia	63,513	Andersen	0	0	0	0	33/34	29/34	0	120	Cook	6	90	15.0	48t	1					
9/13	W	28-6	Chicago	68,591	Hilliard	7	3	4	0			0	42	Atkins	3	0	0.0	0	0					
9/20	W	10-7	at Atlanta	67,328	Early	5	0	5	0			0	30	Jones	2	71	35.5	71t	1					
9/27	L	10-16	San Francisco	68,591	E. Martin	5	0	5	0			0	30	V. Buck	2	51	25.5	34t	1					
10/4	W	13-7	at Detroit	66,971	Dunbar	3	3	0	0			0	18	Taylor	2	20	10.0	20	0					
10/11	W	13-10	L.A. Rams	68,591	Heyward	3	3	0	0			0	18	Maxie	2	12	6.0	8	0					
10/18	W	30-21	at Phoenix	27,735	Small	3	0	3	0			0	18	Mills	1	10	10.0	10	0					
11/1	W	23-21	Tampa Bay	68,591	Carroll	2	0	2	0			0	12	Saints	18	254	14.1	71t	3					
11/8	W	31-14	at New England	45,413	Goff	2	0	0	2			0	12	Opponents	16	280	17.5	56t	2					
11/15	L	20-21	at San Francisco	64,895	V. Buck	1	0	0	1			0	6											
11/23	W	20-3	Washington	68,591	Cook	1	0	0	1			0	6	PUNTING	No	Yds	Avg	Net	TB	LG	B			
11/29	W	24-13	Miami	68,591	Jones	1	0	0	1			0	6	Barnhardt	67	2947	44.0	37.7	10	19	62	0		
12/3	W	22-14	Atlanta	68,591	McAfee	1	1	0	0			0	6	Saints	67	2947	44.0	37.7	10	19	62	0		
12/13	W	37-14	at L.A. Rams	47,355	Mills	1	0	0	1			0	6	Opponents	89	3666	41.2	37.0	7	18	59	1		
12/20	L	16-20	Buffalo	68,591	Saints	35	10	19	6	33/34	29/34	0	330	PUNT RET	Ret	FC	Yds	Avg	LG	TD				
12/26	W	20-0	at New York Jets	45,614	Opponents	24	8	13	3	22/24	12/17	0	202	Newman	23	10	158	6.9	18	0				
													Dowdell	12	6	37	3.1	34	0					
													Lipps	5	1	22	4.4	16	0					
													Turner	3	0	10	3.3	5	0					
													V. Buck	2	4	4	2.0	3	0					
													Saints	45	21	231	5.1	34	0					
													Opponents	31	21	218	7.0	34	0					
													KICKOFF RET	No	Yds	Avg	LG	TD						
													McAfee	19	393	20.7	38	0						
													Dunbar	10	187	18.7	27	0						
													Hilliard	7	130	18.6	48	0						
													Newman	3	62	20.7	29	0						
													Heyward	1	14	14.0	14	0						
													Jordan	1	18	18.0	18	0						
													Kennard	1	11	11.0	11	0						
													Saints	42	815	19.4	48	0						
													Opponents	40	923	23.1	40	0						
													FIELD GOALS	1-19	20-29	30-39	40-49	50+						
													Andersen	0/0	10/10	8/10	8/11	3/3						
													Saints	0/0	10/10	8/10	8/11	3/3						
													Opponents	1/1	3/3	5/7	3/4	0/2						
													Andersen:	39G, 31G, 41N) (42N) (47G) (42G, 37N)										
													(47N, 50G, 20G) (26G, 30G) (52G) (39N, 31G, 45G,											
													(50G) (46G) (29G, 42G) (43G, 45G) (26G) (20G, 31G,											
													24G, 26G, 37G) (21G) (35G, 27G, 42G) (27G, 36G)											
													Opponents:	18G) (39G, 30G, 37N) (41N) (40G, 26G,										
													42G) (1) (30G) (1) (1) (32N) (34G) (55N, 48G, 34G) (1)											
													(25G, 50N, 29G) (1)											
1992 NFC WEST STANDINGS																								
Saints Finish: 2nd place																								
															W	L	T	Pct.						
Score by Periods															1	2	3	4	OT	TOT				
Saints															70	86	91	83	0	330				
Opponents															26	64	31	81	0	202				
Saints															251	3297	13.1	72t	19					
Opponents															287	2846	9.9	44	13					

SAINTS STATISTICS

1993

RECORD: 8-8

FINISH: 2nd-NFC WEST

Date	W/L	Score	Opponent	Attendance
9/5	W	33-21	Houston	69,029
9/12	W	34-31	at Atlanta	64,287
9/19	W	14-3	Detroit	69,039
9/26	W	16-13	San Francisco	69,041
10/3	W	37-6	at L.A. Rams	50,709
10/17	L	14-37	at Pittsburgh	56,056
10/24	L	15-26	Atlanta	69,043
10/31	W	20-17	at Phoenix	36,778
11/14	L	17-19	Green Bay	69,043
11/22	L	7-42	at San Francisco	66,500
11/28	W	17-14	at Minnesota	53,030
12/5	L	13-17	at Cleveland	60,388
12/12	L	20-23	L.A. Rams	69,033
12/20	L	14-24	New York Giants	69,036
12/26	L	26-37	at Philadelphia	50,085
1/2	W	20-13	Cincinnati	58,036

TEAM STATISTICS		N.O.	OPP.
TOTAL FIRST DOWNS		264	273
Rushing		94	116
Passing		158	145
Penalty		12	12
3rd Down: Made/Att.		72/203	92/227
3rd Down Pct.		35.5	40.5
4th Down: Made/Att.		7/11	9/16
4th Down Pct.		63.6	56.3
POSSESSION AVG.		28:32	31:28
TOTAL NET YARDS		4707	4696
Avg. Per Game		294.2	293.5
Total Plays		935	1008
Avg. Per Play		5.0	4.7
NET YARDS RUSHING		1766	2090
Avg. Per Game		110.4	130.6
Total Rushes		414	513
NET YARDS PASSING		2941	2606
Avg. Per Game		183.8	162.9
Sacked/Yards Lost		40/242	51/318
Gross Yards		3183	2924
Att./Completions		481/274	444/259
Completion Pct.		57.0	58.3
Had Intercepted		21	10
PUNTS/AVERAGE		77/43.6	80/42.3
NET PUNTING AVG.		77/37.5	80/34.8
PENALTIES/YARDS		81/663	86/590
FUMBLES/BALL LOST		24/13	30/20
TOUCHDOWNS		33	39
Rushing		10	7
Passing		18	22
Returns		5	10

Score by Periods	1	2	3	4	OT	TOT
Saints	66	80	60	11	0	317
Opponents	78	106	72	87	0	343

SCORING	TD	Ru	Pa	Rt	PAT	FG	S	TP
Andersen	0	0	0	0	33/33	28/35	0	117
Early	6	0	6	0			0	36
Brown	3	2	1	0			0	18
Hilliard	3	2	1	0			0	18
Hughes	3	0	0	3			0	18
E. Martin	3	0	3	0			0	18
Muster	3	3	0	0			0	18
Smith	2	0	2	0			0	12
Brenner	1	0	1	0			0	6
Dowdell	1	0	1	0			0	6
McAfee	1	1	0	0			0	6
Mills	1	0	0	1			0	6
Neal	1	1	0	0			0	6
Ned	1	1	0	0			0	6
Newman	1	0	1	0			0	6
Small	1	0	1	0			0	6
Turner	1	0	1	0			0	6
Warren	1	0	0	1			0	6
Stowers	0	0	0	0			1	2
Saints	33	10	18	5	33/33	28/35	1	317
Opponents	39	7	22	10	35/39	24/30	1	343

SACKS: Turnbull 13.0, Jackson 11.5, Johnson 5.0, W. Martin 5.0, V. Buck 3.0, Miller 2.5, Goff 2.0, Mills 2.0, James E. Williams 2.0, Atkins 1.0, Cook 1.0, Jones 1.0, Smeenge 1.0, Warren 1.0, **Saints 51.0, Opp. 40.0**

RUSHING	No	Yds	Avg	LG	TD
Brown	180	705	3.9	60	2
Wilson	31	230	7.4	44	0
Muster	64	214	3.3	18	3
Neal	21	175	8.3	74t	1
Hilliard	50	165	3.3	16	2
McAfee	51	160	3.1	27	1
Ned	9	71	7.9	35t	1
Early	2	32	16.0	26	0
Barnhardt	1	18	18.0	18	0
M. Buck	1	0	0.0	0	0
Walsh	4	-4	-1.0	-1	0
Saints	414	1766	4.3	74t	10
Opponents	513	2090	4.1	71t	7

RECEIVING	No	Yds	Avg	LG	TD
E. Martin	66	950	14.4	54t	3
Early	45	670	14.9	63t	6
Hilliard	40	296	7.4	34	1
Muster	23	195	8.5	31	0
Brown	21	170	8.1	19	1
Smith	16	180	11.3	23	2
Small	16	164	10.3	17	1
Turner	12	163	13.6	52	1
Brenner	11	171	15.5	27	1
Ned	9	54	6.0	14	0
Newman	8	121	15.1	32	1
Dowdell	6	46	7.7	11t	1
McAfee	1	3	3.0	3	0
Saints	274	3183	11.6	63t	18
Opponents	259	2924	11.3	98t	22

INTERCEPTIONS	No	Yds	Avg	LG	TD
Atkins	3	59	19.7	37	0
Taylor	2	32	16.0	30	0
V. Buck	2	28	14.0	28	0
Jones	1	12	12.0	12	0
Turnbull	1	2	2.0	2	0
Cook	1	0	0.0	0	0
Saints	10	133	13.3	37	0
Opponents	21	444	21.1	67t	6

PUNTING	No	Yds	Avg	Net	TB	I20	LG	B
Barnhardt	77	3356	43.6	37.5	6	26	58	0
Saints	77	3356	43.6	37.5	6	26	58	0
Opponents	80	3384	42.3	34.8	4	20	60	0

PUNT RET	Ret	FC	Yds	Avg	LG	TD
Hughes	37	21	503	13.6	83t	2
Newman	1	0	14	14.0	14	0
Saints	38	21	517	13.6	83t	2
Opponents	36	18	348	9.7	75t	1

KICKOFF RET	No	Yds	Avg	LG	TD
Hughes	30	753	25.1	99t	1
McAfee	28	580	20.7	55	0
Brown	3	58	19.3	23	0
Hilliard	1	17	17.0	17	0
Dowdell	0	52	—	52	0
Saints	62	1460	23.5	99t	1
Opponents	40	788	19.7	47	0

FIELD GOALS	1-19	20-29	30-39	40-49	50+
Andersen	2/2	7/7	7/7	11/14	5/5
Saints	2/2	7/7	7/7	11/14	1/5
Opponents	1/1	8/9	9/9	5/6	1/5

Andersen: (28G, 37G, 18G, 47G) (27G, 42N, 50N, 44G) () (33G, 53N, 39G, 49G) (48G, 25G, 43G, 41N) () (40G, 27G) (48G, 38G) (53N, 27G) () (41N, 24G) (41G, 27G) (18G, 32G) () (41G, 56G, 35G, 37G) (54N, 43G, 49G)

Opponents: (50N) (20G) (41G) (34G, 30G) (53G, 37G) (40G, 22G, 29G) (19G, 32G, 38G, 30G) (28G, 49N) (38G, 21G, 44G, 36G) (51N, 28N) (53N, 51N) (43G) (22G) (22G) (46G) (22G, 31G)

1993 NFC WEST STANDINGS				
Saints Finish: 2nd place				
	W	L	T	Pct.
San Francisco	10	6	0	.625
New Orleans	8	8	0	.500
Atlanta	6	10	0	.375
L.A. Rams	5	11	0	.313

PASSING	Att	Cmp	Yds	Cmp%	Yds/Att	TD	TD%	Int	Int%	Long	Sk/Yds	Rating
Wilson	388	221	2457	57.0	6.33	12	3.1	15	3.9	42t	37/225	70.1
M. Buck	54	32	448	59.3	8.30	4	7.4	3	5.6	63t	3/17	87.6
Walsh	38	20	271	52.6	7.13	2	5.3	3	7.9	54t	0/0	60.3
Barnhardt	1	1	7	100.0	7.00	0	0.0	0	0.0	7	0/0	95.8
Saints	481	274	3183	57.0	6.62	18	3.7	21	4.4	63t	40/242	71.4
Opponents	444	259	2924	58.3	6.59	22	5.0	10	2.3	98t	51/318	85.3

SAINTS STATISTICS

1994

RECORD: 7-9

FINISH: 2nd-NFC WEST

Date	W/L	Score	Opponent	Attendance
9/4	L	17-30	Kansas City	69,362
9/11	L	24-38	Washington	58,049
9/18	W	9-7	at Tampa Bay	45,522
9/25	L	13-24	at San Francisco	63,971
10/2	W	27-22	New York Giants	55,076
10/9	L	7-17	at Chicago	63,822
10/16	L	22-36	San Diego	50,565
10/23	W	37-34	L.A. Rams	47,908
11/6	L	20-21	at Minnesota	57,564
11/13	W	33-32	Atlanta	60,313
11/20	L	19-24	at L.A. Raiders	41,722
11/28	L	14-35	San Francisco	61,304
12/4	W	31-15	at L.A. Rams	34,960
12/11	W	29-20	at Atlanta	61,307
12/19	L	16-24	Dallas	67,323
12/24	W	30-28	at Denver	64,445

TEAM STATISTICS	N.O.	OPP.
TOTAL FIRST DOWNS	308	337
Rushing	78	106
Passing	203	208
Penalty	27	23
3rd Down: Made/Att.	71/199	91/210
3rd Down Pct.	35.7	43.3
4th Down: Made/Att.	8/16	11/19
4th Down Pct.	50.0	57.9
POSSESSION AVG.	29:04	30:56
TOTAL NET YARDS	5182	5569
Avg. Per Game	323.9	348.1
Total Plays	966	1053
Avg. Per Play	5.4	5.3
NET YARDS RUSHING	1336	1758
Avg. Per Game	83.5	109.9
Total Rushes	373	458
NET YARDS PASSING	3846	3811
Avg. Per Game	240.4	238.2
Sacked/Yards Lost	24/181	36/196
Gross Yards	4027	4007
Att./Completions	569/366	559/353
Completion Pct.	64.3	63.1
Had Intercepted	18	17
PUNTS/AVERAGE	67/43.6	60/42.6
NET PUNTING AVG.	67/33.5	60/37.4
PENALTIES/YARDS	88/678	105/922
FUMBLES/BALL LOST	22/14	28/14
TOUCHDOWNS	38	45
Rushing	11	10
Passing	22	28
Returns	5	7

Score by Periods	1	2	3	4	OT	TOT
Saints	42	132	77	97	0	348
Opponents	82	120	83	122	0	407

SCORING	TD	Ru	Pa	Rt	PAT	FG	S	TP
Andersen	0	0	0	0	32/32	28/39	0	116
Bates	6	6	0	0	0	36	0	116
Small	5	0	5	0	0	32	0	116
Haynes	5	0	5	0	0	30	0	116
Walls	4	0	4	0	0	26	0	116
Brown	4	3	1	0	0	24	0	116
Early	4	0	4	0	0	24	0	116
Hughes	4	0	0	4	0	24	0	116
Smith	3	0	0	0	0	18	0	116
Muster	1	1	0	0	0	6	0	116
Neal	1	1	0	0	0	6	0	116
J. Williams	1	0	0	1	0	6	0	116
Saints	38	11	22	5	32/32	28/39	0	348
Opponents	45	10	28	7	41/41	30/37	0	407

2 Pt. Conv.: Small, Walls, Saints 2-6, Opp. 3-4

SACKS: Conner 10.5, Wayne Martin 10.0, Turnbull 6.5, Warren 4.0, Buck 1.0, J. Johnson 1.0, Legette 1.0, Mills 1.0, Tubbs 1.0, Saints 36.0, Opp. 24.0

RUSHING	No	Yds	Avg	LG	TD
Bates	151	579	3.8	40	6
Brown	146	489	3.3	16	3
Neal	30	90	3.0	12	1
Haynes	4	43	10.8	15	0
Ned	11	36	3.3	15	0
Everett	15	35	2.3	14	0
Barnhardt	1	21	21.0	21	0
Wilson	7	15	2.1	9	0
Early	2	10	5.0	8	0
Dunbar	3	9	3.0	3	0
Hughes	2	6	3.0	7	0
Muster	1	3	3.0	3t	1
Saints	373	1336	3.6	40	11
Opponents	458	1758	3.8	25t	10

RECEIVING	No	Yds	Avg	LG	TD
Early	82	894	10.9	33	4
Haynes	77	985	12.8	78t	5
Small	49	719	14.7	75t	5
Brown	44	428	9.7	37	1
Smith	41	330	8.0	19	3
Walls	38	406	10.7	31	4
Ned	13	86	6.6	19	0
Muster	10	88	8.8	21	0
Bates	8	62	7.8	14	0
Neal	2	9	4.5	5	0
Mitchell	1	13	13.0	13	0
W. Williams	1	7	7.0	7	0
Saints	366	4027	11.0	78t	22
Opponents	353	4007	11.4	59	28

INTERCEPTIONS	No	Yds	Avg	LG	TD
Spencer	5	24	4.8	11	0
J. Williams	2	42	21.0	33t	1
Hughes	2	31	15.5	31	0
Lee	2	3	1.5	3	0
Conner	1	56	56.0	56	0
Clark	1	30	30.0	30	0
Mills	1	10	10.0	10	0
Lumpkin	1	1	1.0	1	0
Buck	1	0	0.0	0	0
Tubbs	1	0	0.0	0	0
Saints	17	197	11.6	56	1
Opponents	18	386	21.4	74t	3

PUNTING	No	Yds	Avg	Net	TB	LG	B
Barnhardt	67	2920	43.6	33.5	9	14	57
Saints	67	2920	43.6	33.5	9	14	57
Opponents	60	2558	42.6	37.4	8	22	63

PUNT RET	Ret	FC	Yds	Avg	LG	TD
Hughes	21	8	143	6.8	35	0
Mitchell	3	2	9	3.0	5	0
Legette	1	0	0	0.0	0	0
Saints	25	10	152	6.1	35	0
Opponents	40	8	495	12.4	103t	2

KICKOFF RET	No	Yds	Avg	LG	TD
Hughes	63	1556	24.7	98t	2
Ned	7	77	11.0	19	0
Mitchell	6	129	21.5	30	0
Smith	2	10	5.0	10	0
Bates	1	20	20.0	26	0
Brown	1	3	3.0	3	0
Dunbar	1	28	28.0	28	0
Neal	1	17	17.0	15	0
Saints	82	1840	22.4	98t	2
Opponents	63	1493	23.7	86	0

FIELD GOALS	1-19	20-29	30-39	40-49	50+
Andersen	0/0	9/9	11/14	8/10	0/6
Saints	0/0	9/9	11/14	8/10	0/6
Opponents	0/0	8/10	12/13	9/11	1/3

Andersen: (48G, 52N) (29G, 53N) (43G, 31G, 43G) (22G, 26G, 50N) (29G, 32G) (50B, 36N) (54N, 38N) (21G, 40G, 37G) (44G, 26G) (34G, 39G) (51N) () (46G) (45G, 33G, 31G, 34G, 35G) (40N, 21G, 32G, 29G) (26G, 44B, 32B, 37G, 40G)

Opponents: (24G, 26N, 22G, 27G) (31G) (54N) (43G, 55N) (41G, 32G, 48B, 35G) (46G, 36N) (49G, 31G, 29G, 29G, 28G) (47G, 32G) () (23G, 33G, 30G, 31G, 48G, 30G) (46B, 51G,) (40G, 48G) () (42G, 21G) (30G, 20B) (32G, 30G)

1994 NFC WEST STANDINGS

Saints Finish: 2nd place

	W	L	T	Pct.
San Francisco	13	3	0	.813
New Orleans	7	9	0	.438
Atlanta	7	9	0	.438
L.A. Rams	4	12	0	.250

PASSING	Att	Cmp	Yds	Cmp%	Yds/Att	TD	TD%	Int	Int%	Long	Sk/Yds	Rating
Everett	540	346	3855	64.1	7.14	22	4.1	18	3.3	78t	21/164	84.9
Wilson	28	20	172	71.4	6.14	0	0.0	0	0.0	16	3/17	87.2
Barnhardt	1	0	0	0.0	0.00	0	0.0	0	0.0	0	0/0	39.6
Saints	569	366	4027	64.3	7.08	22	3.9	18	3.2	78t	24/181	84.9
Opponents	559	353	4007	63.1	7.17	28	5.0	17	3.0	59	36/196	88.6

OWNER FOOTBALL ADMINISTRATION RECORDS HISTORY

FINISH: 5th-NFC WEST

510 2020 MEDIA GUIDE

SAINTS STATISTICS

1996

RECORD: 3-13

FINISH: 5th-NFC WEST

Date	W/L	Score	Opponent	Attendance	SCORING	TD	Ru	Pa	Rt	PAT	FG	S	TP	INTERCEPTIONS	No	Yds	Avg	LG	TD			
9/1	L	11-27	at San Francisco	63,970	Brien	0	0	0	0	18/18	21/25	0	81	Newman	3	40	13.3	21	0			
9/8	L	20-22	Carolina	43,288	Haynes	4	4	0	0	0	0	0	26	Jackson	3	24	8.0	10	0			
9/15	L	15-30	at Cincinnati	45,412	Bates	4	4	0	0	0	0	0	24	McMillian	2	4	2.0	4	0			
9/22	L	14-28	Arizona	34,316	Zellers	4	4	0	0	0	0	0	24	Molden	2	2	1.0	2	0			
9/29	L	10-17	at Baltimore	61,063	Jeffries	3	0	3	0	0	0	0	18	Allen	1	33	33.0	33	0			
10/6	W	17-13	Jacksonville	34,231	Small	3	1	2	0	0	0	0	18	Tubbs	1	11	11.0	11	0			
10/13	W	27-24	Chicago	43,512	Neal	2	1	1	0	0	0	0	12	Saints	12	114	9.5	33	0			
10/20	L	7-19	at Carolina	70,888	DeRamus	1	0	1	0	0	0	0	6	Opponents	17	93	5.5	35	0			
11/03	L	17-24	San Francisco	53,297	Guess	1	0	1	0	0	0	0	6									
11/10	L	14-31	Houston	34,121	T. Johnson	1	0	1	0	0	0	0	6	PUNTING	No	Yds	Avg	Net	TB	I20	LG	B
11/17	L	15-17	at Atlanta	43,119	B. Jones	1	0	0	1	0	0	0	6	Wilmsmeyer	87	3551	40.8	32.5	9	16	63	0
11/24	L	7-13	at Tampa Bay	40,203	Wilmsmeyer	0	0	0	0	0	0	0	2	Saints	87	3551	40.8	32.5	9	16	630	
12/1	L	10-26	St. Louis	26,310	Saints	24	10	13	1	18/18	21/25	0	239	Opponents	74	3184	43.0	40.1	3	25	67	0
12/8	L	15-31	Atlanta	32,923	Opponents	34	11	22	1	32/32	33/42	0	239									
12/15	W	17-3	at New York Giants	52,530	2 Pt. Conv.: Haynes, Wilmsmeyer, Saints 2-6, Opp.									PUNT RET	Ret	FC	Yds	Avg	LG	TD		
12/21	L	13-14	at St. Louis	57,681	2-2									Hughes	30	20	152	5.1	16	0		

TEAM STATISTICS

TOTAL FIRST DOWNS

232

Rushing 77

Passing 135

Penalty 20

3rd Down: Made/Att. 65/207

3rd Down: Pct. 31.4

4th Down: Made/Att. 6/19

4th Down: Pct. 31.6

POSSESSION AVG.

27:33

TOTAL NET YARDS

4206

Avg. Per Game 262.9

Total Plays 923

Avg. Per Play 4.6

NET YARDS RUSHING

1308

Avg. Per Game 81.8

Total Rushes 386

NET YARDS PASSING

2898

Avg. Per Game 181.1

Sacked/Yards Lost 22/171

Gross Yards 3069

Att./Completions 515/295

Completion Pct. 57.3

Had Intercepted 17

PUNTS/AVERAGE

87/40.8

NET PUNTING AVG.

87/32.5

PENALTIES/YARDS

114/853

FUMBLES/BALL LOST

30/20

TOUCHDOWNS

24

Rushing 10

Passing 13

Returns 1

Score by Periods

1 2 3 4 OT TOT

Saints 42 58 38 91 0 239

Opponents 80 105 78 76 0 329

SACKS: Martin 11.0, J. Johnson 7.5, Turnbull 6.5,

Mickell 3.0, Broughton 2.0, Fields 2.0, Harvey 2.0,

Molden 2.0, B. Smith 2.0, Robbins 1.0, Stokes 1.0,

Tubbs 1.0, Saints 41.0, Opp. 22.0

RUSHING

No Yds Avg LG TD

Bates 164 584 3.6 33 4

Zellers 120 475 4.0 63 4

Neal 21 58 2.8 11 1

Whittle 20 52 2.6 15 0

Small 4 51 12.8 22 1

Hunter 14 44 3.1 9 0

Brown 13 30 2.3 12 0

Haynes 2 7 3.5 5 0

Nussmeier 3 6 2.0 6 0

Everett 22 3 0.1 3 0

Guss 1 2 2.0 2 0

Guess 2 -4 -2.0 -1 0

Saints 386 1308 3.4 63 10

Opponents 521 2076 4.0 70 11

RECEIVING

No Yds Avg LG TD

Small 50 558 11.2 41 2

Haynes 44 786 17.9 51 4

Neal 31 194 6.3 23 1

Lusk 27 210 7.8 24 0

Whittle 26 162 6.2 28 0

Jeffries 20 215 10.8 27 3

Hunter 17 138 8.1 22 0

DeRamus 15 182 12.1 28 1

I. Smith 15 144 9.6 37 0

Bates 13 44 3.4 15 0

Zellers 9 45 5.0 12 0

Brown 8 54 6.8 18 0

Green 7 91 13.0 23 0

T. Johnson 7 76 10.9 17 1

Haynes 4 101 25.3 50 0

Guess 2 69 34.5 57 1

Saints 295 3069 10.4 57 13

Opponents 267 3117 11.7 70 22

KICKOFF RET

No Yds Avg LG TD

Hughes 70 1791 25.6 58 0

Hunter 1 20 20.0 20 0

Haynes 2 30 15.0 17 0

B. Smith 2 14 7.0 8 0

Brown 1 10 10.0 10 0

Lusk 1 16 16.0 16 0

McCleskey 1 18 18.0 18 0

Saints 78 1899 24.3 58 0

Opponents 52 1155 22.2 71 0

FIELD GOALS

1-19 20-29 30-39 40-49 50+

Brien 0/0 4/4 9/10 5/7 3/4

Saints 0/0 4/4 9/10 5/7 3/4

Opponents 1/1 14/14 13/15 3/6 2/6

Brien: (35G) (48G, 43G) (51G, 37G, 25G) () (23G,

38N) (27G) (34G, 54G) () (37G) (29G, 49G) (42G, 37G,

30G) () (30G, 48N) (34G, 41B) (53N, 51G) (43G, 35G)

Opponents: (29G, 29G) (51G, 22G, 29G, 51G, 23G)

(33G, 21G, 35G, 37N) (25G, 27G) (38G, 48N, 49N)

(48N, 36G, 19G) (28G, 32N) (23G, 52N, 40G, 26G,

39G) (34G, 35G, 27G) (25G) (55N, 38G, 52N, 25G,

43G, 38G) (35G, 32G, 49G, 27G) (33G) (30G) ()

1996 NFC WEST STANDINGS

Saints Finish: 5th place

W L T Pct.

Carolina 12 4 0 .750

San Francisco 12 4 0 .750

St. Louis 6 10 0 .375

Atlanta 3 13 0 .188

New Orleans 3 13 0 .188

PASSING	Att	Cmp	Yds	Cmp%	Yds/Att	TD	TD%	Int	Int%	Long	Sk/Yds	Rating
Everett	464	267	2797	57.5	6.03	12	2.6	16	3.4	51	19/154	69.4
Nussmeier	50	28	272	56.0	5.44	1	2.0	1	2.0	57 1/2	3/17	69.8
Hunter	1	0	0	0.0	0.00	0	0.0	0	0.0	0	0/0	39.6
Saints	515	295	3069	57.3	5.96	13	2.5	17	3.3	57 1/2	22/171	69.3
Opponents	465	267	3117	57.4	6.70	22	4.7	12	2.6	70	41/283	82.9

SAINTS STATISTICS

1997

RECORD: 6-10

FINISH: 4th-NFC WEST

Date	W/L	Score	Opponent	Attendance
8/31	L	24-38	at St. Louis	64,575
9/7	L	6-20	San Diego	65,760
9/14	L	7-33	at San Francisco	61,838
9/21	W	35-17	Detroit	50,016
9/28	L	9-14	at New York Giants	68,891
10/5	W	20-17	at Chicago	58,865
10/12	L	17-23	Atlanta	65,619
10/19	L	0-13	Carolina	50,963
10/26	L	0-23	San Francisco	60,443
11/9	W	13-10	at Oakland	40,091
11/16	Wot	20-17	Seattle	50,493
11/23	L	3-20	at Atlanta	48,620
11/30	W	16-13	at Carolina	57,957
12/7	L	27-34	St. Louis	54,803
12/14	W	27-10	Arizona	45,517
12/21	L	13-25	at Kansas City	66,772

TEAM STATISTICS	N.O.	OPP.
TOTAL FIRST DOWNS	229	280
Rushing	78	95
Passing	127	168
Penalty	24	17
3rd Down: Made/Att.	54/207	102/252
3rd Down: Pct.	26.1	40.5
4th Down: Made/Att.	14/22	7/12
4th Down: Pct.	63.6	58.3
POSSESSION AVG.	27:47	32:13
TOTAL NET YARDS	4045	4645
Avg. Per Game	252.8	290.3
Total Plays	925	1073
Avg. Per Play	4.4	4.3
NET YARDS RUSHING	1461	1764
Avg. Per Game	91.3	110.3
Total Rushes	417	496
NET YARDS PASSING	2584	2881
Avg. Per Game	161.5	180.1
Sacked/Yards Lost	50/317	59/408
Gross Yards	2901	3289
Att./Completions	458/228	518/293
Completion Pct.	49.8	56.6
Had Intercepted	33	16
PUNTS/AVERAGE	88/45.9	92/39.9
NET PUNTING AVG.	88/34.9	92/33.0
PENALTIES/YARDS	101/811	110/895
FUMBLES/BALL LOST	34/22	31/15
TOUCHDOWNS	24	35
Rushing	9	11
Passing	13	21
Returns	2	3

Score by Periods	1	2	3	4	OT	TOT
Saints	22	76	38	98	3	237
Opponents	70	107	51	99	0	327

SCORING	TD	Ru	Pa	Rt	PAT	FG	S	TP
Brien	0	0	0	0	22/22	23/27	0	91
Hastings	5	0	5	0	0	32		Newman
Bates	4	4	0	0	0	24		Washington
Zellars	4	4	0	0	0	24		Allen
Guilford	2	0	1	1	0	12		Tabbs
Hill	2	0	2	0	0	12		Kelly
Poole	2	0	2	0	0	12		Harvey
Farquhar	1	0	1	0	0	6		Saints
Fields	1	0	0	1	0	6		Opponents
Hobbs	1	0	1	0	0	6		
Shuler	1	1	0	0	0	6		
I. Smith	1	0	1	0	0	6		
Saints	24	9	13	2	22/22	23/27	0	237
Opponents	35	11	21	3	33/33	28/36	0	327
2 Pt. Conv.:	Hastings 1-2, Opp. 0-2							

SACKS: Martin 10.5, J. Johnson 8.5, Fields 8.0, Glover 6.5, B. Smith 5.0, Mitchell 4.0, Molden 4.0, Mickell 3.5, Harvey 3.0, Tabbs 2.5, Sagapolutele 2.0, Tomich 1.0, Dixon 0.5, Saints 59.0, Opp. 50.0

RUSHING	No	Yds	Avg	LG	TD
Zellars	156	552	3.5	27	4
Bates	119	440	3.7	74t	4
T. Davis	75	271	3.6	20	0
Hobert	12	36	3.0	15	0
Shuler	22	38	1.7	8	1
Hastings	4	35	8.8	27	0
Nussmeier	8	30	3.8	15	0
Wuerffel	6	26	4.3	10	0
McCrary	8	15	1.9	8	0
Hill	1	11	11.0	11	0
Bender	5	9	1.8	6	0
Guilford	1	-2	-2.0	-2	0
Saints	417	1461	3.5	74t	9
Opponents	496	1764	3.6	50	11

RECEIVING	No	Yds	Avg	LG	TD
Hill	55	761	13.8	89t	2
Hastings	48	722	15.0	39	5
Zellars	31	263	8.5	38	0
Guilford	27	362	13.4	47	1
Farquhar	17	253	14.9	42	1
I. Smith	17	180	10.6	25	1
T. Davis	13	85	6.5	18	0
Bates	5	42	8.4	15	0
Poole	4	98	24.5	49	2
McCrary	4	17	4.3	11	0
Bech	3	50	16.7	22	0
Hobbs	2	41	20.5	21	1
Savoie	1	14	14.0	14	0
T. Johnson	1	13	13.0	13	0
Saints	228	2901	12.7	89t	13
Opponents	293	3289	11.2	52	21

INTERCEPTIONS	No	Yds	Avg	LG	TD
Knight	5	75	15.0	39	0
Newman	3	19	6.3	17	0
Washington	2	30	15.0	30	0
Allen	2	27	13.5	27	0
Tabbs	2	21	10.5	15	0
Kelly	1	15	15.0	15	0
Harvey	1	7	7.0	7	0
Saints	16	194	12.1	39	0
Opponents	33	342	10.4	44t	1

PUNTING	No	Yds	Avg	Net	TB	I20	LG	B
Royals	88	4038	45.9	34.9	13	21	66	0
Saints	88	4038	45.9	34.9	13	21	66	0
Opponents	92	3668	39.9	33.0	7	27	62	1

PUNT RET	Ret	FC	Yds	Avg	LG	TD
Guilford	47	26	498	10.6	32	0
Hastings	1	0	-2	-2.0	-2	0
Saints	48	26	496	10.3	32	0
Opponents	50	14	706	14.1	82t	1

KICKOFF RET	No	Yds	Avg	LG	TD
Guilford	43	1128	26.2	102t	1
T. Davis	9	173	19.2	29	0
Bech	3	47	15.7	30	0
McCrary	2	26	13.0	15	0
Tomich	1	0	0.0	0	0
Saints	58	1374	23.7	102t	1
Opponents	51	1139	22.3	59	0

FIELD GOALS	1-19	20-29	30-39	40-49	50+
Brien	1/1	2/2	10/10	6/9	4/5
Saints	1/1	2/2	10/10	6/9	4/5
Opponents	0/0	8/9	12/14	6/11	2/2

Brien: (31G, 53G, 46G) (37G, 31G) () (50N, 48N) (36G, 32G, 39G) (38G, 48G) (35G) () () (48G, 44G) (19G, 38G) (22G, 42B) (50G, 51G, 45G) (49G, 53G) (20G, 33G) (41N)

Opponents: (36N, 36G) (37G, 34G) (43G, 22G, 40G, 38G) (47G) (46N) (23G) (25G, 32G, 55G) (25G, 23G) (36G, 51G, 29G) (43G) (36G, 33N, 45N) (43N, 43G, 22G) (44G, 26B, 31G) (45N, 37G, 34G, 48N) (30G) (30G, 25G)

1997 NFC WEST STANDINGS				
Saints Finish: 4th place				
	W	L	T	Pct.
San Francisco	13	3	0	.813
Atlanta	7	9	0	.438
Carolina	7	9	0	.438
New Orleans	6	10	0	.375
St. Louis	5	11	0	.313

PASSING	Att	Cmp	Yds	Cmp%	Yds/Att	TD	TD%	Int	Int%	Long	Sk/Yds	Rating
Shuler	203	106	1288	52.2	6.34	2	1.0	14	6.9	89t	21/132	46.6
Hobert	131	61	891	46.6	6.80	6	4.6	8	6.1	49	4/29	59.0
Wuerffel	91	42	518	46.2	5.69	4	4.4	8	8.8	47	18/116	42.3
Nussmeier	32	18	183	56.3	5.72	0	0.0	3	9.4	24	6/32	33.7
Bates	1	1	21	100.0	21.00	1	100.0	0	0.0	21t	0/0	158.3
Hill	0	0	0	---	---	0	---	0	---	---	1/8	---
Saints	458	228	2901	49.8	6.33	13	2.8	33	7.2	89t	50/317	49.4
Opponents	518	293	3289	56.6	6.35	21	4.1	16	3.1	52	59/408	76.3

SAINTS STATISTICS

1998

RECORD: 6-10

FINISH: 3rd-NFC WEST

Date	W/L	Score	Opponent	Attendance	SCORING	TD	Ru	Pa	Rt	PAT	FG	S	TP	INTERCEPTIONS	No	Yds	Avg	LG	TD			
9/6	W	24-17	at St. Louis	56,943	Brien	0	0	0	0	31/31	20/22	0	91	Knight	6	171	28.5	91t	2			
9/13	W	19-14	Carolina	51,915	Cleeland	6	0	6	0			0	36	Drakeford	4	76	19.0	32t	1			
9/27	Wot	19-13	at Indianapolis	48,480	Craver	5	2	2	1			0	30	Cota	4	16	4.0	9	0			
10/4	L	27-30	New England	56,172	Bech	3	0	3	0			0	18	Kelly	2	104	52.0	79t	1			
10/11	L	0-31	San Francisco	62,811	Hastings	3	0	3	0			0	18	Weary	2	64	32.0	63t	1			
10/18	L	23-31	at Atlanta	60,774	L Smith	3	1	2	0			0	18	Molden	2	35	17.5	24	0			
10/25	W	9-3	Tampa Bay	52,695	Knight	2	0	0	2			0	12	Glover	1	0	0.0	0	0			
11/1	L	17-31	at Carolina	62,514	Poole	2	0	2	0			0	12	Saints	21	466	22.2	91t	5			
11/8	L	24-31	at Minnesota	63,779	Collins	1	1	0	0			0	6	Opponents	19	186	9.8	56t	3			
11/15	W	24-3	St. Louis	46,430	T. Davis	1	1	0	0			0	6									
11/22	L	20-31	at San Francisco	68,429	Dawkins	1	0	1	0			0	6	PUNTING	No	Yds	Avg	Net	TB	LG	B	
11/29	L	10-30	at Miami	73,216	Drakeford	1	0	0	1			0	6	Royals	88	4017	45.6	36.0	10	26	64	0
12/6	W	22-3	Dallas	65,065	Fields	1	0	0	1			0	6	Brien	2	72	36.0	26.0	1	0	37	0
12/13	L	17-27	Atlanta	61,678	J. Johnson	1	0	0	1			0	6	Saints	90	4089	45.4	35.8	11	26	64	0
12/20	L	17-19	at Arizona	51,617	Kelly	1	0	0	1			0	6	Opponents	75	3263	43.5	36.7	5	18	64	0
12/27	L	33-45	Buffalo	39,707	Kei. Mitchell	1	0	0	1			0	6									

TEAM STATISTICS

TOTAL FIRST DOWNS

Rushing	67	86
Passing	165	208
Penalty	26	32
3rd Down: Made/Att.	77/125	99/226
3rd Down: Pct.	35.8	43.8
4th Down: Made/Att.	6/17	4/9
4th Down: Pct.	35.3	44.4

POSSESSION AVG.

TOTAL NET YARDS

Avg. Per Game	278.9	354.3
Total Plays	966	1053
Avg. Per Play	4.6	5.4

NET YARDS RUSHING

Avg. Per Game	82.8	106.3
Total Rushes	374	467

NET YARDS PASSING

Avg. Per Game	196.1	248.0
Sacked/Yards Lost	57/376	47/288
Gross Yards	3514	4256
Att./Completions	535/278	539/328
Completion Pct.	52.0	60.9
Had Intercepted	19	21

PUNTS/AVERAGE

NET PUNTING AVG.

PENALTIES/YARDS

FUMBLES/BALL LOST

TOUCHDOWNS

Rushing	6	13
Passing	19	24
Returns	10	3

Score by Periods

Saints	50	125	41	83	6	305
Opponents	74	126	74	85	0	359

OPP.

258

Saints	35	6	19	10	31/31	20/22	2	305
Opponents	40	13	24	3	39/39	26/33	0	359

2 Pt. Conv.: Saints 0-3, Opp. 1-1

SACKS:

Glover 10.0, J. Johnson 7.0, Fields 6.0, Tomich:

6.0, Martin 3.0, Kei. Mitchell 2.5, Kev. Mitchell 2.5,

Cherry 2.0, Cota 2.0, Hewitt 2.0, Aleaga 1.0, Bordano

1.0, Robbins 1.0, Wilson 1.0, Saints 47.0, Opp. 57.0

RUSHING

No

Yds

Avg

LG

TD

L Smith

138

457

3.3

33

3

Craver

45

180

4.0

25

2

Zellars

56

162

2.9

15t

1

Collins

23

113

4.9

20

1

T. Davis

55

143

2.6

14

1

Perry

30

122

4.1

19

0

Wuerffel

11

60

5.5

18

0

Tolliver

11

43

3.9

16

0

Hastings

3

32

10

16

0

Hobert

2

13

6.5

14

0

Saints

374

1325

3.5

33

6

Opponents

467

1700

3.6

61t

13

RECEIVING

No

Yds

Avg

LG

TD

Cleeland

54

684

12.7

53

6

Dawkins

53

823

15.5

64t

1

Hastings

35

455

13.0

89t

3

Craver

33

214

6.5

49

2

Poole

24

509

21.2

82t

2

L Smith

24

249

10.4

35t

2

T. Davis

16

99

6.2

19

0

Bech

14

264

18.9

72t

3

Guliford

10

124

12.4

24

0

Zellars

10

50

5.0

14

0

Farquhar

1

13

13.0

13

0

Slutzker

1

10

10.0

10

0

Wilcox

1

10

10.0

10

0

T. Johnson

1

8

8.0

8

0

SAINTS STATISTICS

1999

RECORD: 3-13

FINISH: 5th-NFC WEST

Date	W/L	Score	Opponent	Attendance
9/12	W	19-10	Carolina	58,166
9/19	L	21-28	at San Francisco	67,685
10/3	L	10-14	at Chicago	66,944
10/10	L	17-20	Atlanta	57,289
10/17	L	21-24	Tennessee	51,875
10/24	L	3-31	at New York Giants	77,982
10/31	L	16-21	Cleveland	48,817
11/7	L	16-31	Tampa Bay	47,129
11/14	W	24-6	San Francisco	52,198
11/21	L	23-41	at Jacksonville	69,772
11/28	L	12-43	at St. Louis	65,864
12/5	L	12-35	at Atlanta	62,568
12/12	L	14-30	St. Louis	46,838
12/19	L	8-31	at Baltimore	67,597
12/24	W	31-24	Dallas	47,835
1/2	L	13-45	at Carolina	56,929

TEAM STATISTICS	N.O.	OPP.
TOTAL FIRST DOWNS	288	297
Rushing	97	105
Passing	159	170
Penalty	32	22
3rd Down: Made/Att.	74/120	79/204
3rd Down: Pct.	33.6	38.7
4th Down: Made/Att.	8/22	8/11
4th Down: Pct.	36.4	72.7
POSSESSION AVG.	30:54	29:06
TOTAL NET YARDS	4983	5318
Avg. Per Game	311.4	332.4
Total Plays	1055	966
Avg. Per Play	4.7	5.5
NET YARDS RUSHING	1690	1774
Avg. Per Game	105.6	110.9
Total Rushes	461	432
NET YARDS PASSING	3293	3544
Avg. Per Game	205.8	221.5
Sacked/Yards Lost	41/305	45/277
Gross Yards	3598	3821
Att./Completions	553/288	489/291
Completion Pct.	52.1	59.5
Had Intercepted	30	19
PUNTS/AVERAGE	83/39.5	77/41.3
NET PUNTING AVG.	83/34.9	77/36.2
PENALTIES/YARDS	110/877	124/1006
FUMBLES/BALL LOST	26/9	22/15
TOUCHDOWNS	27	55
Rushing	9	15
Passing	16	34
Returns	2	6

Score by Periods	1	2	3	4	OT	TOT
Saints	59	91	39	71	0	260
Opponents	79	124	104	127	0	434

SCORING	TD	Ru	Pa	Rt	PAT	FG	S	TP
Brien	0	0	0	0	20/21	24/29	0	92
Poole	6	0	6	0	0	0	36	0
Kennison	4	0	4	0	0	0	26	0
Tolliver	3	3	0	0	0	0	18	0
Delhomme	2	2	0	0	0	0	12	0
Ri. Williams	2	2	0	0	0	0	12	0
Bech	1	0	1	0	0	0	8	0
Cleeland	1	0	1	0	0	0	8	0
Dawsey	1	0	1	0	0	0	6	0
Drakeford	1	0	0	1	0	0	6	0
Hastings	1	0	1	0	0	0	6	0
Hobert	1	1	0	0	0	0	6	0
Slutzker	1	0	1	0	0	0	6	0
L. Smith	1	0	1	0	0	0	6	0
Weary	1	0	0	1	0	0	6	0
Wuerffel	1	1	0	0	0	0	6	0

Saints	27	9	16	2	20/21	24/29	0	260
Opponents	55	15	34	6	54/54	16/23	0	434
2-Pt. Conv.:	Bech, Cleeland, Kennison, Saints 3-6,							
Opp. 1-1								
SACKS:	Glover 8.5, Whitehead 7.0, B. Smith 6.0,							
Wilson 5.5, Martin 4.5, Fields 4.0, Kei. Mitchell 3.5,								
Tomich 3.0, Robbins 2.0, Hewitt 1.0, Saints 45.0,								
Opp. 41.0								

RUSHING	No	Yds	Avg	LG	TD
Ri. Williams	253	884	3.5	25	2
L. Smith	60	205	3.4	24	0
Perry	48	180	3.8	22	0
Tolliver	26	142	5.5	33	3
Delhomme	11	72	6.5	27	0
Hobert	12	47	3.9	10	1
Craver	17	40	2.4	8	0
Davis	20	32	1.6	7	0
Wuerffel	2	29	14.5	29t	1
Kennison	3	20	6.7	15	0
Philyaw	4	16	4.0	18	0
Poole	1	14	14.0	14	0
Barnhardt	1	4	4.0	4	0
Hastings	1	4	4.0	4	0
Powell	1	1	1.0	1	0
Franklin	1	0	0.0	0	0
Saints	461	1690	3.7	33	9
Opponents	432	1774	4.1	40	15

RECEIVING	No	Yds	Avg	LG	TD
Kennison	61	835	13.7	90t	4
Poole	42	796	19.0	67t	6
Hastings	40	564	14.1	42	1
Ri. Williams	28	172	6.1	29	0
Cleeland	26	325	12.5	31	1
L. Smith	20	151	7.6	26	1
Craver	19	154	8.1	29	0
Dawsey	16	196	12.3	57	1
Slutzker	11	164	14.9	42	1
Davis	7	53	7.6	20	0
Wilcox	6	61	10.2	19	0
Bech	4	65	16.3	23t	1
Perry	4	26	6.5	11	0
Philyaw	2	23	11.5	14	0
Franklin	2	13	6.5	8	0
Saints	288	3598	12.5	90t	16
Opponents	291	3821	13.1	62t	34

INTERCEPTIONS	No	Yds	Avg	LG	TD
Ambrose	6	27	4.5	16	0
Clay	3	32	10.7	24	0
Kei. Mitchell	3	22	7.3	18	0
Weary	2	49	24.5	27	0
Fields	2	0	0.0	0	0
Kelly	1	6	6.0	6	0
Molden	1	2	2.0	2	0
Knight	1	0	0.0	0	0
Saints	19	138	7.3	27	0
Opponents	30	483	16.1	64t	4

PUNTING	No	Yds	Avg	Net	TB	I20	LG	B
Barnhardt	82	3262	39.8	35.1	5	14	52	0
Brien	1	20	20.0	20.0	0	1	20	0
Saints	83	3282	39.5	34.9	5	15	52	0
Opponents	77	3183	41.3	36.2	7	24	60	0

KICKOFF RET	No	Yds	Avg	LG	TD
Philyaw	53	1165	22.0	55	0
Davis	20	424	21.2	35	0
Perry	2	6	3.0	16	0
Bech	1	12	12.0	12	0
Craver	1	3	3.0	3	0
Dawsey	1	20	20.0	20	0
Gammon	1	9	9.0	9	0
Saints	79	1639	20.7	55	0
Opponents	60	1473	24.6	95t	1

FIELD GOALS	1-19	20-29	30-39	40-49	50+
Brien	0/0	9/11	6/7	7/9	2/2
Saints	0/0	9/11	6/7	7/9	2/2
Opponents	1/1	2/2	7/8	4/8	2/4

Brien: (46G, 21G) () (30G) (28N, 42G, 49N) (24G, 42G) (25G) (47N, 49G, 22G, 46G) (29G, 39G, 37G) (28G) (52G, 39N) (51G, 42G, 45G, 35G, 24N) (24G, 34G) (29G, 26G) () (32G) ()

Opponents: (52G, 53N) () (32N) (36G, 44G) (42N, 19G) (41G) (46N) (35G, 51N) (52G, 26G) (45G, 32G) () () (40G, 30G, 41N, 40N, 38G) (36G) (33G) (27G)

1999 NFC WEST STANDINGS				
Saints Finish: 5th place				
	W	L	T	Pct.
St. Louis	13	3	0	.813
Carolina	8	8	0	.500
Atlanta	5	11	0	.313
San Francisco	4	12	0	.250
New Orleans	3	13	0	.188

PASSING	Att	Cmp	Yds	Cmp%	Yds/Att	TD	TD%	Int	Int%	Long	Sk/Yds	Rating
Tolliver	268	139	1916	51.9	7.15	7	2.6	16	6.0	57	19/152	58.9
Hobert	159	85	970	53.5	6.10	6	3.8	6	3.8	90t	11/79	68.9
Delhomme	76	42	521	55.3	6.86	3	3.9	5	6.6	51t	6/42	62.4
Wuerffel	48	22	191	45.8	3.98	0	0.0	3	6.3	22	5/32	30.8
L. Smith	1	0	0	0.0	0.00	0	0.0	0	0.0	0	0/0	39.6
Ri. Williams	1	0	0	0.0	0.00	0	0.0	0	0.0	0	0/0	39.6
Saints	553	288	3598	52.1	6.51	16	2.9	30	5.4	90t	41/305	59.6
Opponents	489	291	3821	59.5	7.81	34	7.0	19	3.9	62t	45/277	91.2

SAINTS STATISTICS

2000

RECORD: 10-6

FINISH: 1st-NFC WEST

Date	W/L	Score	Opponent	Attendance	SCORING	TD	R	P	RT	PAT	FG	S	TP	INTERCEPTIONS	No	Yds	Avg	LG	TD			
9/3	L	10-14	Detroit	64,900	Brien	0	0	0	0	37/37	23/29	0	106	Knight	5	68	13.6	37t	2			
9/10	W	28-27	at San Diego	51,300	R. Williams	9	8	1	0	0	0	0	54	Molden	3	24	8.0	24	0			
9/17	L	10-20	at Seattle	59,513	Horn	8	0	0	0	0	0	0	48	Perry	3	3	1.0	3	0			
9/24	L	7-21	Philadelphia	64,900	Jackson	6	0	6	0	0	0	0	36	D. Smith	2	56	28.0	41t	1			
10/8	W	31-10	at Chicago	66,944	A. Glover	4	0	4	0	0	0	0	24	Weary	2	27	13.5	27	0			
10/15	W	24-6	Carolina	50,015	Allen	2	2	0	0	0	0	0	14	Oldham	2	0	0.0	0	0			
10/22	W	21-19	at Atlanta	56,508	Brooks	2	2	0	0	0	0	0	12	D. Howard	1	46	46.0	46	0			
10/29	W	21-10	at Arizona	35,016	Knight	2	0	0	2	0	0	0	12	Mitchell	1	40	40.0	40t	1			
11/5	W	31-15	San Francisco	64,900	Mitchell	2	0	0	2	0	0	0	12	Mathis	1	0	0.0	0	0			
11/12	W	20-10	at Carolina	72,981	Blake	1	1	0	0	0	0	0	6	Saints	20	264	13.2	46	4			
11/19	L	22-31	Oakland	64,900	Hall	1	0	1	0	0	0	0	6	Opponents	15	125	8.3	35t	1			
11/26	W	31-24	at St. Louis	66,064	Milne	1	0	1	0	0	0	0	6									
12/3	L	23-38	Denver	64,900	Moore	1	1	0	0	0	0	0	6	PUNTING	No	Yds	Avg	Net	TB	LG	B	
12/10	W	31-27	at San Francisco	67,892	Poole	1	0	1	0	0	0	0	6	Gowin	74	3043	41.1	32.3	8	22	58	0
12/17	W	23-7	Atlanta	64,900	D. Smith	1	0	0	1	0	0	0	6	Saints	74	3043	41.1	32.3	8	22	58	0
12/24	L	21-26	St. Louis	64,900	Saints	41	14	22	5	37/37	23/29	0	354	Opponents	74	3024	40.9	35.7	2	19	62	0

TEAM STATISTICS		N.O.	OPP.	2-Pt. Conv.: Allen, Saints 1-4, Opp. 2-5							PUNT RET		Ret	FC	Yds	Avg	LG	TD								
TOTAL FIRST DOWNS				312	279								Morton	30	14	278	9.3	51	0							
Rushing				117	95	SACKS: L. Glover 17.0, Johnson 12.0, D. Howard 11.0,							Canty	9	2	45	5.0	13	0							
Passing				169	159	Mitchell 6.5, Whitehead 5.5, Hand 3.0, Fields 2.0,							Mathis	1	1	5	5.0	5	0							
Penalty				26	25	Knight 2.0, Oldham 2.0, D. Smith 2.0, Weary 2.0,							Wilson	0	0	11	—	11	0							
3rd Down: Made/Att				97/227	80/204	Clarke 1.0, Saints 66.0, Opp. 39.0							Saints	40	17	339	8.5	51	0							
3rd Down Pct.				42.7	39.2								Opponents	37	17	494	13.4	95t	2							
4th Down: Made/Att				10/17	4/14	RUSHING							No	Yds	Avg	LG	TD									
4th Down Pct.				58.8	28.6	R. Williams							248	1000	4.0	26t	8	KICKOFF RET								
POSSESSION AVG.				31:27	28:33	Blake							57	243	4.3	20	1	No	Yds	Avg	LG	TD				
TOTAL NET YARDS				5397	4743	Allen							46	179	3.9	18	2	McAfee	10	251	25.1	52	0			
Avg. Per Game				337.3	296.4	Brooks							41	170	4.1	29	2	Mathis	8	187	23.4	40	0			
Total Plays				1041	949	Moore							37	156	4.2	40	1	Allen	0	6	—	6	0			
Avg. Per Play				5.2	5.0	Morton							36	136	3.8	16	0	Saints	62	1473	23.8	68	0			
NET YARDS RUSHING				2068	1672	T. Smith							29	131	4.5	16	0	Opponents	71	1743	24.5	93t	2			
Avg. Per Game				129.3	104.5	McAfee							2	37	18.5	40	0									
Total Rushes				505	395	Horn							6	10	1.7	16	0	FIELD GOALS								
NET YARDS PASSING				3329	3071	Gowin							1	5	5.0	5	0	Brien	1-19	20-29	30-39	40-49	50+			
Avg. Per Game				208.1	191.9	Milne							2	1	0.5	1	0	Saints	1/1	6/6	4/5	12/15	0/2			
Sacked/Yards Lost				39/244	66/378	Saints							505	2068	4.1	40	14	Opponents	1/1	3/3	6/11	6/7	2/2			
Gross Yards				3573	3449	Opponents							395	1672	4.2	47	14	Brien: (48G, 52B) (20G, 20G, 31G) (23G) (1) (44G)								
Att./Completions				497/298	488/285	RECEIVING							No	Yds	Avg	LG	TD	(51B, 29G) (1) (45N) (44G) (33N, 40G, 42G) (42G, 40G, 33G) (30G, 44N) (43N, 30G, 19G, 42G) (40G, 41G, 28G) (20G, 46G, 47G) ()								
Completion Pct.				60.0	58.4	Horn							94	1340	14.3	52	8	Opponents: (24G, 30G) (42G, 49G) (37N, 31G, 45G) ()								
Had Intercepted				15	20	R. Williams							44	409	9.3	24	1	J. Johnson (24G, 30G) (42G, 49G) (37N, 31G, 45G) ()								
PUNTS/AVERAGE				74/41.1	74/40.9	Jackson							37	523	14.1	53t	6	Opponents: (24G, 30G) (42G, 49G) (37N, 31G, 45G) ()								
NET PUNTING AVG.				74/32.3	74/35.7	Morton							30	213	7.1	35	0	J. Johnson (24G, 30G) (42G, 49G) (37N, 31G, 45G) ()								
PENALTIES/YARDS				124/1024	105/837	Poole							21	293	14.0	49t	1	Opponents: (24G, 30G) (42G, 49G) (37N, 31G, 45G) ()								
FUMBLES/BALL LOST				26/11	24/15	A. Glover							21	281	13.4	39	4	J. Johnson (24G, 30G) (42G, 49G) (37N, 31G, 45G) ()								
TOUCHDOWNS				41	36	Reed							16	206	12.9	42	0	Opponents: (24G, 30G) (42G, 49G) (37N, 31G, 45G) ()								
Rushing				14	14	T. Smith							12	65	5.4	10	0	2000 NFC WEST STANDINGS								
Passing				22	17	Wilson							11	154	14.0	30	0	Saints Finish: 1st place								
Returns				5	5	Hall							5	33	6.6	13	1	W					L	T	Pct.	
Score by Periods				1	2	3	4	OT	TOT	Milne							5	33	6.6	15	1	New Orleans	10	6	0	.625
Saints				66	111	67	110	0	354	Turley							1	16	16.0	16	0	St. Louis	10	6	0	.625
Opponents				58	111	51	85	0	305	Allen							1	7	7.0	7	0	Carolina	7	9	0	.438

PASSING	Att	Cmp	Yds	Cmp%	Yds/Att	TD	TD%	Int	Int%	Long	Sk/Yds	Rating
Blake	302	184	2025	60.9	6.71	13	4.3	9	3.0	49t	24/150	82.7
Brooks	194	113	1514	58.2	7.80	9	4.6	6	3.1	53t	15/94	85.7
R. Williams	1	1	34	100.0	34.00	0	0.0	0	0.0	34	0/0	118.8
Saints	497	298	3573	60.0	7.19	22	4.4	15	3.0	53t	39/244	84.2
Opponents	488	285	3449	58.4	7.07	17	3.5	20	4.1	69t	66/378	74.7

SAINTS STATISTICS

2001

RECORD: 7-9

FINISH: 3rd-NFC WEST

Date	W/L	Score	Opponent	Attendance
9/9	W	24-6	at Buffalo	71,447
9/30	L	13-21	at New York Giants	78,451
10/7	W	28-15	Minnesota	70,020
10/14	W	27-25	at Carolina	72,049
10/21	L	13-20	Atlanta	70,020
10/28	W	34-31	at St. Louis	66,189
11/4	L	9-16	New York Jets	70,020
11/11	L	27-28	at San Francisco	68,083
11/18	W	28-20	Indianapolis	70,020
11/25	L	17-34	at New England	60,292
12/2	W	27-23	Carolina	70,020
12/9	W	28-10	at Atlanta	68,826
12/17	L	21-34	St. Louis	70,332
12/23	L	21-48	at Tampa Bay	65,526
12/30	L	10-40	Washington	70,020
1/6	L	0-38	San Francisco	70,020

TEAM STATISTICS	N.O.	OPP.
TOTAL FIRST DOWNS	294	284
Rushing	87	88
Passing	184	169
Penalty	23	27
3rd Down: Made/Att	89/227	80/201
3rd Down Pct.	39.2	39.8
4th Down: Made/Att	6/18	3/12
4th Down Pct.	33.3	25.0
POSSESSION AVG.	29:24	30:36
TOTAL NET YARDS	5226	5070
Avg. Per Game	326.6	316.9
Total Plays	1031	948
Avg. Per Play	5.1	5.3
NET YARDS RUSHING	1712	1715
Avg. Per Game	107.0	107.2
Total Rushes	419	443
NET YARDS PASSING	3514	3355
Avg. Per Game	219.6	209.7
Sacked/Yards Lost	50/330	53/323
Gross Yards	3844	3678
Att./Completions	562/313	452/278
Completion Pct.	55.7	61.5
Had Intercepted	22	15
PUNTS/AVERAGE	76/41.8	67/43.5
NET PUNTING AVG.	76/35.8	67/38.3
PENALTIES/YARDS	119/1025	100/877
FUMBLES/BALL LOST	35/13	28/15
TOUCHDOWNS	36	47
Rushing	8	15
Passing	27	30
Returns	1	2

Score by Periods	1	2	3	4	OT	TOT
Saints	53	77	108	95	0	333
Opponents	120	120	47	122	0	409

SCORING	TD	Ru	Pa	Rt	PAT	FG	S	TP
Carney	0	0	0	0	32/32	27/31	0	113
Horn	9	0	9	0	0	54	0	54
R. Williams	7	6	1	0	0	42	0	42
W. Jackson	5	0	5	0	0	32	0	32
Cleeland	4	0	4	0	0	24	0	24
B. Williams	3	0	3	0	0	18	0	18
Connell	2	0	2	0	0	12	0	12
McAllister	2	1	1	0	0	12	0	12
T. Smith	2	0	2	0	0	12	0	12
Brooks	1	1	0	0	0	6	0	6
Oldham	1	0	0	1	0	6	0	6
Saints	36	8	27	1	32/32	27/31	1	333
Opponents	47	15	30	2	42/42	27/31	0	409
2-Pt. Conv.: W. Jackson, Saints 1-4, Opp. 2-5								

SACKS: Clemons 13.5, Johnson 9.0, Glover 8.0, Howard 6.0, Hand 3.5, Oldham 2.5, Bellamy 2.0, K. Mitchell 2.0, Whitehead 2.0, D. Smith 1.5, Chase 1.0, S. Knight 1.0, Mathis 1.0, **Saints 53.0, Opp. 50.0**

RUSHING	No	Yds	Avg	LG	TD
R. Williams	313	1245	4.0	46	6
Brooks	80	358	4.5	26	1
McAllister	16	91	5.7	54t	1
T. Smith	5	8	1.6	6	0
Connell	1	6	6.0	6	0
Horn	1	4	4.0	4	0
McAfee	1	2	2.0	2	0
Blake	1	-1	-1.0	-1	0
Carney	1	-1	-1.0	-1	0
Saints	419	1712	4.1	54t	8
Opponents	443	1715	3.9	55	15
RECEIVING	No	Yds	Avg	LG	TD
Horn	83	1265	15.2	56	9
W. Jackson	81	1046	12.9	63	5
R. Williams	60	511	8.5	42	1
R. Wilson	21	277	13.2	44	1
B. Williams	20	202	10.1	26	3
McAllister	15	166	11.1	22t	1
Cleeland	13	138	10.6	19t	4
Connell	12	191	15.9	46t	2
McGarity	1	-2	-2.0	-2	0
T. Smith	4	30	7.5	12	2
L. Hall	2	15	7.5	9	0
Stachelski	1	5	5.0	5	0
Saints	313	3844	12.3	63	27
Opponents	278	3678	13.2	86t	30

INTERCEPTIONS	No	Yds	Avg	LG	TD
S. Knight	6	114	19.0	40	0
Bellamy	3	21	7.0	21	0
Mathis	2	34	17.0	23	0
Howard	1	37	37.0	37	0
Clemons	1	3	3.0	3	0
Oldham	1	0	0.0	0	0
Thomas	1	0	0.0	0	0
Saints	15	209	13.9	40	0
Opponents	22	189	8.6	36t	1

PUNTING	No	Yds	Avg	Net	TB	I20	LG	B
Gowin	76	3180	41.8	35.8	7	24	62	0
Saints	76	3180	41.8	35.8	7	24	62	0
Opp.	67	2917	43.5	38.3	3	19	70	0

PUNT RET	Ret	FC	Yds	Avg	LG	TD
McGarity	19	9	183	9.6	42	0
Lewis	14	0	81	5.8	32	0
McAllister	4	4	24	6.0	10	0
Saints	37	13	288	7.8	42	0
Opponents	36	18	316	8.8	70t	1
KICKOFF RET	No	Yds	Avg	LG	TD	
McAllister	45	1091	24.2	63	0	
Lewis	32	762	23.8	68	0	
McAfee	6	144	24.0	34	0	
Ackerman	2	11	5.5	11	0	
Whitehead	2	19	9.5	12	0	
Saints	87	2027	23.3	68	0	
Opponents	66	1472	22.3	86	0	

FIELD GOALS	1-19	20-29	30-39	40-49	50+
Carney	0/0	7/7	11/11	8/12	1/1
Saints	0/0	7/7	11/11	8/12	1/1
Opponents	0/0	9/9	8/9	5/8	5/5
Carney: (31G) (32G, 30G) (50G, 23G, 45G, 29G, 33G) (30G, 39G) (23G, 48B, 31G) (33G, 44G, 44G, 23G, 27G) () (43G, 42G, 35G, 36G) (46G, 48G) (48N, 43B, 1G) (42G, 24G) () () () (29G, 42N) ()					
Opponents: (37G, 22G) () () (46G, 52G) (31G, 38G) (40N, 54G) (39G, 47G, 35N, 23G) () (52G, 41G) (46N) (47G, 23G, 51G) (22G, 40N) (43G, 27G) (20G, 24G, 32G, 27G) (53G, 22G, 34G, 37G) (39G)					

2001 NFC WEST STANDINGS				
Saints Finish: 3rd place				
	W	L	T	Pct.
St. Louis	14	2	0	.875
San Francisco	12	4	0	.750
New Orleans	7	9	0	.438
Atlanta	7	9	0	.438
Carolina	1	15	0	.063

PASSING	Att	Cmp	Yds	Cmp%	Yds/Att	TD	TD%	Int	Int%	Long	Sk/Yds	Rating
Brooks	558	312	3832	55.9	6.87	26	4.7	22	3.9	63	50/330	76.4
McAllister	2	1	12	50.0	6.00	1	50.0	0	0.0	12t	0/0	108.3
Blake	1	0	0	0.0	0.00	0	0.0	0	0.0	0	0/0	39.6
Horn	1	0	0	0.0	0.00	0	0.0	0	0.0	0	0/0	39.6
Saints	562	313	3844	55.7	6.84	27	4.8	22	3.9	63	50/330	76.7
Opponents	452	278	3678	61.5	8.14	30	6.6	15	3.3	86t	53/323	95.5

SAINTS STATISTICS

2002

RECORD: 9-7

FINISH: 3rd-NFC SOUTH

Date	W/L	Score	Opponent	Attendance
9/8	Wot	26-20	at Tampa Bay	65,554
9/15	W	35-20	Green Bay	67,958
9/22	W	29-23	at Chicago	63,216
9/29	L	21-26	at Detroit	60,023
10/6	W	32-29	Pittsburgh	67,734
10/13	W	43-27	at Washington	80,768
10/20	W	35-27	San Francisco	67,903
10/27	L	35-37	Atlanta	67,883
11/10	W	34-24	at Carolina	72,566
11/17	L	17-24	at Atlanta	70,382
11/24	L	15-24	Cleveland	68,295
12/1	W	23-20	Tampa Bay	68,226
12/8	W	37-25	at Baltimore	69,334
12/15	L	31-32	Minnesota	67,851
12/22	L	13-20	at Cincinnati	43,544
12/29	L	6-10	Carolina	66,946

TEAM STATISTICS	N.O.	OPP.
TOTAL FIRST DOWNS	291	327
Rushing	91	108
Passing	169	191
Penalty	31	28
3rd Down: Made/Att.	92/224	87/223
3rd Down: Pct.	41.1	39.0
4th Down: Made/Att.	8/13	12/20
4th Down Pct.:	61.5	60.0
POSSESSION AVG.	28:44	31:16
TOTAL NET YARDS	5205	5796
Avg. Per Game	325.3	362.3
Total Plays	1001	1071
Avg. Per Play	5.2	5.4
NET YARDS RUSHING	1764	1991
Avg. Per Game	110.3	124.4
Total Rushes	426	439
NET YARDS PASSING	3441	3805
Avg. Per Game	215.1	237.8
Sacked/Yards Lost	37/244	39/253
Gross Yards	3685	4058
Att./Completions	538/291	593/343
Completion Pct.	54.1	57.8
Had Intercepted	15	20
PUNTS/AVERAGE	69/41.4	73/42.7
NET PUNTING AVG.	69/36.7	73/33.3
PENALTIES/YARDS	119/911	110/953
FUMBLES/BALL LOST	29/15	29/18
TOUCHDOWNS	49	45
Rushing	16	18
Passing	27	25
Returns	6	2
Score by Periods	1 2 3 4 OT TOT	1 2 3 4 OT TOT
Saints	95 109 107 115 6 438	95 109 107 115 6 438
Opponents	67 134 78 109 0 388	67 134 78 109 0 388

SCORING	TD	Ru	Pa	Rt	PAT	FG	S	TP
Carney	0	0	0	0	37/37	31/35	0	130
McAllister	16	13	3	0	0	96	5	36
Stallworth	8	0	8	0	0	48	3	39
Horn	7	0	7	0	0	44	2	21
Pathon	4	0	4	0	0	24	2	10
M. Lewis	3	0	0	3	0	18	1	25
Reed	3	0	3	0	0	18	1	25
Brooks	2	2	0	0	0	16	1	25
B. Williams	2	0	2	0	0	16	1	25
Allen	1	0	0	1	0	6	1	25
Craver	1	0	0	1	0	6	1	25
Fenderson	1	1	0	0	0	6	1	25
Grant	1	0	0	1	0	6	1	25
Saints	49	18	27	6	37/37	31/35	0	432
Opponents	45	18	25	2	39/40	23/28	1	388
2-Pt. Conv.: Brooks 2, Horn, B. Williams, Saints 4-11, Opp. 4-5								

RUSHING	No	Yds	Avg	LG	TD
McAllister	325	1388	4.3	62	13
Brooks	62	253	4.1	21	2
Fenderson	13	65	5.0	17t	1
Keaton	12	19	1.6	4	0
M. Lewis	1	15	15.0	15	0
McAfee	1	11	11.0	11	0
T. Smith	5	11	2.2	5	0
Horn	1	2	2.0	2	0
Stallworth	2	2	1.0	4	0
Delhomme	4	-2	-5	6	0
Saints	426	1764	4.1	62	16
Opponents	439	1991	4.5	59	18
Receiving	No	Yds	Avg	Long	TD
Horn	88	1312	14.9	63	7
McAllister	47	352	7.5	30	3
Pathon	43	523	12.2	64	4
Stallworth	42	594	14.1	57t	8
Reed	21	360	17.1	54	3
B. Williams	13	143	11.0	32t	2
Sloan	12	127	10.6	29	0
T. Smith	9	30	3.3	10	0
M. Lewis	8	200	25.0	59	0
Fenderson	6	38	6.3	13	0
Hall	2	6	3.0	4	0
Saints	291	3685	12.7	64	27
Opponents	343	4058	11.8	77t	25

INTERCEPTIONS	No	Yds	Avg	Long	TD
Thomas	5	80	16.0	43	0
S. Knight	5	36	7.2	17	0
Bellamy	3	39	13.0	16	0
D. Smith	2	21	10.5	17	0
Ivin	2	10	5.0	10	0
D. Carter	1	25	25.0	25	0
Allen	1	0	0.0	0t	0
Hawthorne	1	0	0.0	0	0
Saints	20	211	10.6	43	1
Opponents	15	220	14.7	78t	1

PUNTING	No	Yds	Avg	Net	TB	LG	B
Gowin	61	2553	41.9	36.9	6	15	59
Johnson	8	307	38.4	34.8	0	1	55
Saints	69	2860	41.4	36.7	6	16	59
Opponents	73	3118	42.7	33.3	3	20	71

PUNT RET	Ret	FC	Yds	Avg	LG	TD
M. Lewis	44	6	625	14.2	83t	2
Craver	1	0	0	0.0	0	0
Saints	45	6	625	13.9	83t	1
Opponents	38	14	209	5.5	29	0
KICKOFF RET	No	Yds	Avg	LG	TD	
M. Lewis	70	1807	25.8	97t	2	
Fenderson	2	43	21.5	22	0	
Grant	2	10	5.0	10	0	
McAfee	2	69	34.5	51	0	
Bellamy	1	5	5.0	5	0	
Cox	1	14	14.0	14	0	
Whitehead	1	8	8.0	8	0	
Saints	79	1956	24.8	97t	2	
Opponents	85	1817	21.4	70	0	

FIELD GOALS	1-19	20-29	30-39	40-49	50+
Carney	0/0	9/9	11/13	11/12	0/1
Saints	0/0	9/9	11/13	11/12	0/1
Opponents	1/1	8/8	6/7	5/7	3/5
Carney: (28G,41G)(39N)(11)(1)(40G,48G,31G,48G)					
(21G,23G,36G)(46G,55N,31G,22G)(40G,40G)					
(39G,23G)(35G)(33G,27G,48G)(48N,48G)					
(34G,28G,28G)(40G,34G,27G)(38G,33N,43G)					
(30G,38G)					
Opponents:(52G,47B,53N,40G)(27G,36G)					
(31G,25G,58N,25G)(23G,34G,23G,38G)(1)					
(1)(24G,41G)(31G,32G,47G)(19G)(39N,42G)(28G)					
(42N,51G)(26G)(41G)(1)(50G)					

2002 NFC SOUTH STANDINGS				
Saints Finish: 3rd place				
	W	L	T	Pct.
Tampa Bay	12	4	0	.750
Atlanta	9	6	1	.594
New Orleans	9	7	0	.562
Carolina	7	9	0	.438

PASSING	Att	Cmp	Yds	Cmp%	Yds/Att	TD	TD%	Int	Int%	Long	Sk/Yds	Rating
Brooks	528	283	3572	53.6	6.77	27	5.1	15	2.8	64	36/236	80.1
Delhomme	10	8	113	80.0	11.30	0	0.0	0	0.0	54	0/0	113.8
McAllister	0	0	0	---	---	0	---	0	---	1/8	---	---
Saints	538	291	3685	54.1	6.85	27	5.0	15	2.8	64	37/244	80.8
Opponents	593	343	4058	57.8	6.84	25	4.2	20	3.4	77t	39/253	78.8

SAINTS STATISTICS

2003

RECORD: 8-8

FINISH: 2nd-NFC SOUTH

OWNER

FOOTBALL

ADMINISTRATION

RECORDS

HISTORY

Date	W/L	Score	Opponent	Attendance
9/7	L	10-27	at Seattle	52,250
9/14	W	31-10	Houston	68,390
9/21	L	12-27	at Tennessee	68,809
9/28	L	21-55	Indianapolis	70,020
10/5	L	13-19	at Carolina	72,496
10/12	W	20-13	Chicago	68,390
10/19	W	45-17	at Atlanta	70,837
10/26	Lot	20-23	Carolina	68,370
11/2	W	17-14	at Tampa Bay	65,524
11/16	Wot	23-20	Atlanta	68,432
11/23	L	20-33	at Philadelphia	67,802
11/30	W	24-20	at Washington	76,821
12/7	L	7-14	Tampa Bay	68,442
12/14	W	45-7	New York Giants	68,399
12/21	L	19-20	at Jacksonville	49,207
12/28	W	13-7	Dallas	68,451

TEAM STATISTICS	N.O.	OPP.
TOTAL FIRST DOWNS	302	298
Rushing	100	109
Passing	100	109
Penalty	25	24
3rd down: Made/Att	106/229	79/208
3rd Down Pct.	46.3	38.0
4th Down: Made/Att	5/19	9/16
4th Down Pct.	26.3	56.3
POSSESSION AVG.	30:18	29:42
Total Net Yards	5438	5234
Avg. Per Game	339.9	327.1
Total Plays	1019	997
Avg. Per Play	5.3	5.2
NET YARDS RUSHING	2000	2241
Avg. Per Game	125.0	140.1
Total Rushes	448	480
NET YARDS PASSING	3438	2993
Avg. Per Game	214.9	187.1
Sacked/Yards Lost	36/203	32/171
Gross Yards	3641	3164
Att./Completions	535/314	485/264
Completion Pct.	58.7	54.4
Had Intercepted	8	14
PUNTS/AVERAGE	72/43.7	76/41.9
NET PUNTING AVG.	72/38.2	76/36.4
PENALTIES/YARDS	103/878	101/1012
FUMBLES/BALL LOST	33/20	29/13
TOUCHDOWNS	39	36
Rushing	11	12
Passing	25	20
Returns	3	4

Score by Periods	1	2	3	4	OT	TOT.
Saints	52	112	78	95	3	340
Opponents	64	140	55	64	3	326

SCORING	TD	Ru	Pa	Rt	PAT	FG	S	TP
Carney	0	0	0	0	36/37	22/30	0	102
Horn	10	0	10	0	0	60	0	60
McAllister	8	8	0	0	0	48	0	48
B. Williams	5	0	5	0	0	30	0	30
Pathon	4	0	4	0	0	24	0	24
Stallworth	3	0	3	0	0	18	0	18
Brooks	2	2	0	0	0	12	0	12
Conwell	2	0	2	0	0	12	0	12
Ambrose	1	0	0	1	0	6	0	6
K. Carter	1	1	0	0	0	6	0	6
M. Lewis	1	0	1	0	0	6	0	6
Rodgers	1	0	0	1	0	6	0	6
Thomas	1	0	0	1	0	6	0	6
J. Allen	0	0	0	0	0	1	2	2
Fenderson	0	0	0	0	0	0	2	2

Saints	39	11	25	3	36/37	22/30	1	340
Opponents	36	12	20	4	35/35	25/31	0	326
2-Pt. Conversions:	Fenderson, Saints 1-2, Opp. 0-0							
SACKS:	Ch. Grant 10.0, Whitehead 5.5, Howard 5.0, Jackson TM 3.5, Bellamy 1.0, D. Carter 1.0, Hodge 1.0, D. Smith 1.0, K. Smith 1.0, Sullivan 1.0, Thomas 1.0, Saints 32.0, Opponents 36.0							

RUSHING	No	Yds	Avg	LG	TD
McAllister	351	1641	4.7	76t	8
Brooks	54	175	3.2	15	2
K. Carter	19	72	3.8	31	1
L. Smith	11	61	5.5	17	0
Horn	2	15	7.5	13	0
Fenderson	4	14	3.5	6	0
McAfee	1	13	13.0	13	0
Carney	1	3	3.0	3	0
Stallworth	1	3	3.0	3	0
M. Lewis	1	2	2.0	2	0
Bouman	3	1	0.3	2	0
Saints	448	2000	4.5	76t	11
Opponents	480	2241	4.7	69t	12

RECEIVING	No	Yds	Avg	Long	TD
Horn	78	973	12.5	50t	10
McAllister	69	516	7.5	39	0
Pathon	44	578	13.1	40	4
B. Williams	41	436	10.6	31t	5
Conwell	26	290	11.2	32	2
Stallworth	25	485	19.4	76t	3
M. Lewis	12	226	18.8	39	1
Rasby	6	55	9.2	17	0
T. Smith	6	28	4.7	8	0
Gardner	3	29	9.7	11	0
K. Carter	1	11	11.0	11	0
D. Lewis	1	7	7.0	7	0
Fenderson	1	5	5.0	5	0
L. Smith	1	2	2.0	2	0
Saints	314	3641	11.6	76t	25
Opponents	264	3164	12.0	79t	20

INTERCEPTIONS	No	Yds	Avg	Long	TD
Thomas	4	47	11.8	20	0
Ambrose	3	78	26.0	73t	1
Bellamy	3	19	6.3	10	0
Rodgers	1	40	40.0	40t	1
D. Smith	1	9	9.0	9	0
Ruff	1	7	7.0	7	0
Jones	1	2	2.0	2	0
V. Green	0	24	---	24	0
Saints	14	226	16.1	73t	2
Opponents	8	104	13.0	20	1

PUNTING	No	Yds	Avg	Net	TB	I20	LG	B
Berger	71	3144	44.3	38.2	5	28	59	1
Saints	72	3144	43.7	38.2	5	28	59	1
Opponents	76	3183	41.9	36.4	3	21	60	1

PUNT RET	Ret	FC	Yds	Avg	LG	TD
M. Lewis	30	10	275	9.2	27	0
Stallworth	5	1	44	8.8	18	0
Craver	2	1	22	11.0	19	0
V. Green	2	0	15	7.5	9	0
Thomas	1	0	4	4.0	4	0
Saints	40	12	360	9.0	27	0
Opponents	36	18	294	8.2	46	0

KICKOFF RET	No	Yds	Avg	LG	TD
M. Lewis	45	1068	23.7	53	0
McAfee	9	140	15.6	23	0
Stallworth	8	171	21.4	28	0
Craver	5	128	25.6	52	0
Rasby	2	9	4.5	6	0
M. Williams	2	0	0.0	0	0
J. Allen	1	8	8.0	8	0
Saints	72	1524	21.2	53	0
Opponents	67	1587	23.7	100	2

FIELD GOALS	1-19	20-29	30-39	40-49	50+
Carney	0/0	6/6	10/12	5/9	1/3
Saints	0/0	6/6	10/12	5/9	1/3
Opponents	0/0	8/9	8/10	9/11	0/1

2003 NFC SOUTH STANDINGS				
Saints Finish: 2nd place				
	W	L	T	Pct.
Carolina	11	5	0	.688
New Orleans	8	8	0	.500
Tampa Bay	7	9	0	.438
Atlanta	5	11	0	.312

PASSING	Att	Cmp	Yds	Cmp%	Yds/Att	TD	TD%	Int	Int%	Long	Sk/Yds	Rating
Brooks	518	306	3546	59.1	6.85	24	4.6	8	1.5	76t	34/195	88.8
Bouman	13	7	81	53.8	6.23	1	7.7	0	0.0	19	2/8	98.6
McAllister	2	0	0	0.0	0.00	0	0.0	0	0.0	0	0/0	39.6
Berger	1	0	0	0.0	0.00	0	0.0	0	0.0	0	0/0	39.6
Horn	1	1	14	100.0	14.00	0	0.0	0	0.0	14	0/0	118.8
Saints	535	314	3641	58.7	6.81	25	4.7	8	1.5	76t	36/203	88.7
Opponents	485	264	3164	54.4	6.52	20	4.1	14	2.9	79t	32/171	76.3

SAINTS STATISTICS

2004

RECORD: 8-8

FINISH: 2nd-NFC SOUTH

Date	W/L	Score	Opponent	Attendance
9/12	L	7-21	Seattle	64,900
9/19	W	30-27	San Francisco	64,900
9/26	Wot	28-25	at St. Louis	65,856
10/3	L	10-34	at Arizona	28,109
10/10	L	17-20	Tampa Bay	64,900
10/17	L	31-38	Minnesota	64,900
10/24	W	31-26	at Oakland	45,337
11/7	L	17-43	at San Diego	59,662
11/14	W	27-20	Kansas City	64,900
11/21	L	13-34	Denver	64,900
11/28	L	21-24	at Atlanta	70,521
12/5	L	21-32	Carolina	58,878
12/12	W	27-13	at Dallas	64,056
12/19	W	21-17	at Tampa Bay	65,075
12/26	W	26-13	Atlanta	64,900
1/2	W	21-18	at Carolina	73,302

TEAM STATISTICS	N.O.	OPP.
TOTAL FIRST DOWNS	291	343
Rushing	82	118
Passing	177	193
Penalty	2	32
3rd Down: Made/Att.	70/210	80/210
3rd Down: Pct.	33.3	38.1
4th Down: Made/Att.	9/18	6/7
4th Down Pct.:	50.0	85.7
POSSESSION AVG.	28:18	31:42
TOTAL NET YARDS	5193	6141
Avg. Per Game	324.6	383.8
Total Plays	989	1067
Avg. Per Play	5.3	5.8
NET YARDS RUSHING	1606	2253
Avg. Per Game	100.4	140.8
Total Rushes	406	485
NET YARDS PASSING	3587	3888
Avg. Per Game	224.2	243.0
Sacked/Yards Lost	41/223	37/207
Gross Yards	3810	4095
Att./Completions	542/309	545/324
Completion Pct.	57.0	59.4
Had Intercepted	16	13
PUNTS/AVERAGE	85/43.6	71/40.8
NET PUNTING AVG.	85/39.0	71/34.5
PENALTIES/YARDS	129/1141	119/965
FUMBLES/BALL LOST	23/10	31/20
TOUCHDOWNS	49	45
Rushing	15	16
Passing	21	24
Returns	4	4

Score by Periods	1	2	3	4	OT	TOT
Saints	29	132	83	101	3	448
Opponents	117	110	70	108	0	345

SCORING	TD	Ru	Pa	Rt	PAT	FG	S	TP
Carney	0	0	0	0	38/38	22/27	0	104
Horn	11	0	11	0	0	0	68	
McAllister	9	9	0	0	0	0	54	
Stallworth	5	0	5	0	0	0	30	
Brooks	4	4	0	0	0	0	24	
Stecker	3	2	0	1	0	0	18	
B. Williams	2	0	2	0	0	0	12	
Bockwoldt	1	0	0	1	0	0	6	
Conwell	1	0	1	0	0	0	6	
Hall	1	0	1	0	0	0	6	
Lewis	1	0	0	1	0	0	6	
Mitchell	1	0	0	1	0	0	6	
Pathon	1	0	1	0	0	0	6	
Bryant	0	0	0	0	0	1	2	
Saints	40	15	21	4	38/38	22/27	1	348
Opponents	44	16	24	4	42/42	31/35	1	405

2-Pt. Conversions: Horn, Saints 1-2, Opp. 2-2
 SACKS: Howard 11.0, Ch. Grant 10.5, W. Smith 7.5,
 Young 2.5, Bryant 2.0, Watson 2.0, Bockwoldt 1.0,
 Sullivan 0.5, Saints 37.0, Opponents 41.0

RUSHING	No	Yds	Avg	LG	TD
McAllister	269	1074	4.0	71	9
Stecker	58	244	4.2	42t	2
Brooks	58	173	3.0	15	4
McAfee	2	54	27.0	53	0
Stallworth	6	37	6.2	26	0
Carter	10	17	1.7	8	0
Karney	3	7	2.3	4	0
Saints	406	1606	4.0	71	15
Opponents	485	2253	4.6	60	16
Receiving	No	Yds	Avg	Long	TD
Horn	94	1399	14.9	57	11
Stallworth	58	767	13.2	45	5
Pathon	34	581	17.1	38	1
McAllister	34	228	6.7	20	1
B. Williams	33	362	11.0	22	2
Stecker	29	174	6.0	26	0
Conwell	10	102	10.2	28	1
Lewis	8	127	15.9	30	0
Karney	6	42	7.0	17	0
Gardner	1	23	23.0	23	0
Hall	1	4	4.0	4t	1
Brooks	1	1	1.0	1	0
Saints	309	3810	12.3	57	21
Opponents	324	4095	12.6	59	24

INTERCEPTIONS	No	Yds	Avg	Long	TD
McKenzie	5	19	3.8	14	0
Ambrose	3	19	6.3	19	0
Brown	2	0	0.0	0	0
Jones	1	55	55.0	55	0
Ch. Grant	1	8	8.0	8	0
Ruff	1	0	0.0	0	0
Saints	13	101	7.8	55	0
Opponents	16	260	16.3	76	1

PUNTING	No	Yds	Avg	Net	TB	IG	B
Berger	85	3704	43.6	39.0	4	28	63
Saints	85	3704	43.6	39.0	4	28	63
Opponents	71	2896	40.8	34.5	3	17	60

PUNT RET	Ret	FC	Yds	Avg	LG	TD
Lewis	34	11	382	11.2	53	0
Stallworth	6	1	6	1.0	4	0
Saints	40	12	388	9.7	53	0
Opponents	43	25	310	7.2	59t	1

KICKOFF RET	No	Yds	Avg	LG	TD
Lewis	51	1215	23.8	96t	1
Stecker	18	469	26.1	98t	1
McAfee	8	137	17.1	26	0
Hall	3	20	6.7	8	0
Ruff	1	9	9.0	9	0
W. Smith	1	17	17.0	17	0
Whitehead	1	12	12.0	12	0
Saints	83	1879	22.6	98t	2
Opponents	74	1710	23.1	63	0

FIELD GOALS	1-19	20-29	30-39	40-49	50+
Carney	0/0	3/3	12/15	5/6	2/3
Saints	0/0	3/3	12/15	5/6	2/3
Opponents	0/0	10/10	9/10	8/10	4/5

Carney: () (32G,36G,37G)
 (52G,53G,39G,51N,38G,31G) (20G) (47G) (45G) (41G)
 (46N,37G) (39G,38G) (24G,36G) (48G,38G,37B) ()
 (39G,44G) (38N) (22G) (38N)
 Opponents: () (30G,33G) (53G) (26G,33G)
 (23G,53G,41N) (39G) (28G,42G,44G,40G) (40G,27G)
 (24G,44G) (48G,34G) (37N,31G)
 (30G,50G,46G,25G,21G,21G) (42N,34G,41G) (37G)
 (25G,20G) (54G,60B)

2004 NFC SOUTH STANDINGS					
Saints Finish: 2nd place					
	W	L	T	Pct.	
Atlanta	11	5	0	.688	
New Orleans	8	8	0	.500	
Carolina	7	9	0	.438	
Tampa Bay	5	11	0	.312	

PASSING	Att	Cmp	Yds	Cmp%	Yds/Att	TD	TD%	Int	Int%	Long	Sack/Lost	Rating
Brooks	542	309	3810	57.0	7.03	21	3.9	16	3.0	57	41/223	79.5
Saints	542	309	3810	57.0	7.03	21	3.9	16	3.0	57	41/223	79.5
Opponents	545	324	4095	59.4	7.51	24	4.4	13	2.4	59	37/207	87.7

SAINTS STATISTICS

2005

RECORD: 3-13

FINISH: 4th-NFC SOUTH

Date	W/L	Score	Opponent	Attendance	SCORING	TD	Ru	Pa	Rt	PAT	FG	S	TP	INTERCEPTIONS	No	Yds	Avg	Long	TD			
9/11	W	23-20	at Carolina	72,920	Carney	0	0	0	0	22/22	25/32	0	97	Craft	3	63	21.0	39	0			
9/19	L	10-27	New York Giants	68,031	Stallworth	7	0	7	0	0	0	42	0	D. Smith	2	53	26.5	28	0			
9/25	L	16-33	at Minnesota	63,952	Henderson	3	0	3	0	0	0	18	0	F. Thomas	2	4	2.0	4	0			
10/2	W	19-7	Buffalo	58,688	McAllister	3	3	0	0	0	0	18	0	Bullocks	1	51	51.0	51	0			
10/9	L	3-52	at Green Bay	70,580	A. Smith	3	3	0	0	0	0	18	0	McKenzie	1	11	11.0	11	0			
10/16	L	31-34	Atlanta	65,562	Brooks	2	2	0	0	0	0	12	0	Slaughter	1	0	0.0	0	0			
10/23	L	17-28	at St. Louis	64,586	Hakim	2	0	2	0	0	0	12	0	Saints	10	182	18.2	51	0			
10/30	L	6-21	Miami	61,643	Conwell	1	0	1	0	0	0	6	6	Opponents	24	456	19.0	95t	3			
11/6	L	17-20	Chicago	32,637	Hilton	1	0	1	0	0	0	6	6									
11/20	L	17-24	at New England	68,756	Horn	1	0	1	0	0	0	6	6	PUNTING	No	Yds	Avg	Net	TB	I20	LG	B
11/27	W	21-19	at New York Jets	77,152	Saints	23	8	15	0	22/22	25/32	0	235	Berger	71	3066	43.2	38.7	3	28	69	0
12/4	L	3-10	Tampa Bay	34,411	Opponents	43	16	20	7	43/43	31/39	2	398	Saints	71	3066	43.2	38.7	3	28	69	0
12/12	L	17-36	at Atlanta	70,083	2-Pt. Conversions: Saints 0-1, Opp. 0-0									Opponents	76	3462	45.6	39.0	9	23	59	0
12/18	L	10-27	Carolina	32,551	SACKS: W. Smith 8.5, Bryant 4, Howard 3.5, F. Thomas 3, Grant 2.5, Craft 1, D. Smith 1, Watson 1, Whitehead 0.5, Saints 25, Opponents 41									PUNT RET	Ret	FC	Yds	Avg	LG	TD		
12/24	L	12-13	Detroit	63,747										Hakim	34	4	260	7.6	42	0		
1/1	L	13-27	at Tampa Bay	65,379										Stallworth	7	1	52	7.4	27	0		
														Lewis	4	0	8	2.0	5	0		
														F. Thomas	1	0	0	0.0	0	0		
														Saints	46	5	320	7.0	42	0		
														Opponents	33	26	260	7.9	23	0		
														KICKOFF RET	No	Yds	Avg	LG	TD			
														Stecker	31	672	21.7	46	0			
														McAfee	22	485	22.0	34	0			
														Hakim	9	171	19.0	29	0			
														Lewis	8	137	17.1	20	0			
														Hall	2	9	4.5	5	0			
														Whitehead	2	12	6.0	12	0			
														A. Smith	1	30	30.0	30	0			
														Saints	75	1516	20.2	46	0			
														Opponents	61	1404	23.0	82	0			
														FIELD GOALS	1-19	20-29	30-39	40-49	50+			
														Carney	1/1	12/13	4/6	8/12	0/0			
														Saints	1/1	12/13	4/6	8/12	0/0			
														Opponents	0/0	10/10	13/15	8/12	0/2			
														Carney: (29G,48G,47G) (21G,29N) (22G)								
														(23G,40G,32N,20G,37G) (33G,43N,43N) (19G,47B)								
														(45B,22G) (26G,49G) (22G) (30N,46G) () (26G) (47G)								
														(44G) (35G,47G,33G,20G) (25G,24G)								
														Opponents: (39G,46G) (39G,30G)								
														(24G,33N,28G,48G,34G) (45N) (26G) (37G,36G) (48N)								
														(37G,36G,41G,46G,36N) (35G,47N,28G) (37G)								
														(29G,45G,41G,38G,53N) (43B,28G) (43G,20G)								
														(32G,50N,29G) (21G,39G) (46G,26G)								
														2005 NFC SOUTH STANDINGS								
														Saints Finish: 4th place								
														W	L	T	Pct.					
														Tampa Bay	11	5	0	.688				
														Carolina	11	5	0	.688				
														Atlanta	8	8	0	.500				
														New Orleans	3	13	0	.188				
Score by Periods	Q1	Q2	Q3	Q4	OT	TOT																
Saints	47	97	22	69	0	235																
Opponents	103	126	59	110	0	398																

PASSING	Att	Cmp	Yds	Cmp%	Yds/Att	TD	TD%	Int	Int%	Long	Sk/Yds	Rating
Brooks	431	240	2882	55.7	6.69	13	3.0	17	3.9	66	33/202	70.0
Bouman	122	68	722	55.7	5.92	2	1.6	7	5.7	43	8/59	54.7
Saints	553	308	3604	55.7	6.52	15	2.7	24	4.3	66	41/261	66.6
Opponents	418	241	3014	57.7	7.21	20	4.8	10	2.4	68	25/165	86.2

HISTORY RECORDS ADMINISTRATION FOOTBALL OWNER

FINISH: 1st-NFC SOUTH

HISTORY

OWNER FOOTBALL ADMINISTRATION RECORDS HISTORY

FINISH: 3rd-NFC SOUTH522 2020 MEDIA GUIDE

SAINTS STATISTICS

2008

RECORD: 8-8

FINISH: 4th-NFC SOUTH

Date	W/L	Score	Opponent	Attendance	SCORING	TD	Ru	Pa	Rt	PAT	FG	S	TP	PUNTING	No	Yds	Avg	Net	TB	In	Lg	B
9/7	W	24-20	Tampa Bay	69,881	P:Thomas	12	9	3	0			0	72	Weatherford	26	1094	42.1	34.2	3	5	61	0
9/14	L	24-29	at Washington	88,246	Hartley	0	0	0	0	28/28	13/13	0	67	Pakulak	24	1144	47.7	37.8	2	3	70	0
9/21	L	32-34	at Denver	75,713	Moore	10	0	0	0			0	60	Graham	3	126	42.0	35.3	0	1	44	0
9/28	W	31-17	San Francisco	70,008	Bush	9	2	4	3			0	54	Saints	53	2364	44.6	35.9	5	9	70	0
10/6	L	27-30	Minnesota	70,015	McAllister	6	5	1	0			0	36	Opponents	66	2711	41.1	35.2	4	23	65	0
10/12	W	34-3	Oakland	70,068	Gramatica	0	0	0	0	16/16	6/10	0	34									
10/19	L	7-30	at Carolina	73,687	Colston	5	0	0	0			0	30	PUNT RET								
10/26	W	37-32	San Diego	83,226	Meachem	4	1	3	0			0	24	Bush	20	3	270	13.5		71t	3	
11/9	L	20-34	at Atlanta	64,826	Henderson	3	0	3	0			0	18	Moore	6	13	40	6.7		11	0	
11/16	W	30-20	at Kansas City	74,159	Mehilhoff	0	0	0	0	9/10	3/4	0	18	Green	0	1	0	---		---	0	
11/24	W	51-29	Green Bay	70,668	Campbell	2	0	2	0			0	12	Saints	26	17	310	11.9		71t	3	
11/30	L	20-23	at Tampa Bay	64,430	Karney	2	2	0	0			0	12	Opponents	34	7	363	10.7		42	0	
12/7	W	29-25	Atlanta	70,011	Bell	1	1	0	0			0	6									
12/11	Lot	24-27	at Chicago	61,692	Miller	1	0	1	0			0	6	KICKOFF RET								
12/21	W	42-7	at Detroit	49,309	Patten	1	0	1	0			0	6	P:Thomas	31	793	25.6			88	0	
12/28	L	31-33	Carolina	69,999	Stecker	1	0	1	0			0	6	Roby LG	24	573	23.9			62	0	
					Grant	0	0	0	0			1	2	Moore	4	133	33.3			60	0	

TEAM STATISTICS

Total First Downs	N.O.	OPP	Saints	57	20	34	53/54	22/27	1	463
Rushing	103	100	Opponents	41	14	21	6	37/37	34/39	1
Passing	232	180								
Penalty	19	19								

3rd Down: Made/Att 97/200 82/206
4th Down Pct. 48.5 39.8
4th Down: Made/Att 10/18 8/14
4th Down Pct. 55.6 57.1

POSSESSION AVG.

Total Net Yards	6571	5432
Avg. Per Game	410.7	339.5
Total Plays	1047	999
Avg. Per Play	6.3	5.4

NET YARDS RUSHING

Avg. Per Game	99.6	117.8
Total Rushes	398	445
Net Yards Passing	4977	3547
Avg. Per Game	311.1	221.7
Sacked/Yards Lost	13/92	28/161
Gross Yards	5069	3708
Att./Completions	636/413	526/299
Completion Pct.	64.9	56.8
Had Intercepted	18	15

PUNTS/AVERAGE

Net Punting Avg.	35.9	35.2
Penalties/Yards	86/797	84/637
Fumbles/Ball Lost	18/8	16/7
Touchdowns	57	41
Rushing	34	21
Passing	34	21
Returns	3	6

SCORE BY PERIODS

Saints	Q1	Q2	Q3	Q4	OT	PTS
Saints	67	154	115	127	0	463
Opponents	80	141	69	100	3	393

INTERCEPTIONS

David	5	83	16.6	42	0
Fujita	2	19	9.5	17	0
Kaesviharn	2	13	6.5	13	0
U-Young	2	3	1.5	3	0
Porter	1	25	25.0	25	0
Bullocks	1	23	23.0	23	0
McKenzie	1	14	14.0	14	0
Vilma	1	8	8.0	8	0
Saints	15	188	12.5	42	0
Opponents	18	270	15.0	95t	2

FIELD GOALS

1-19	20/29	30/39	40/49	50+/
Hartley	0/0	5/5	4/4	4/4
Gramatica	0/0	0/0	3/3	2/5
Mehilhoff	0/0	1/1	1/2	1/1
Saints	0/0	6/6	8/9	7/10
Opponents	0/0	13/13	15/16	5/7

NET YARDS PASSING

Avg. Per Game	311.1	221.7
Sacked/Yards Lost	13/92	28/161
Gross Yards	5069	3708
Att./Completions	636/413	526/299
Completion Pct.	64.9	56.8
Had Intercepted	18	15

PUNTS/AVERAGE

Net Punting Avg.	35.9	35.2
Penalties/Yards	86/797	84/637
Fumbles/Ball Lost	18/8	16/7
Touchdowns	57	41
Rushing	34	21
Passing	34	21
Returns	3	6

NET YARDS RUSHING

Avg. Per Game	99.6	117.8
Total Rushes	398	445
Net Yards Passing	4977	3547
Avg. Per Game	311.1	221.7
Sacked/Yards Lost	13/92	28/161
Gross Yards	5069	3708
Att./Completions	636/413	526/299
Completion Pct.	64.9	56.8
Had Intercepted	18	15

PUNTS/AVERAGE

Net Punting Avg.	35.9	35.2
Penalties/Yards	86/797	84/637
Fumbles/Ball Lost	18/8	16/7
Touchdowns	57	41
Rushing	34	21
Passing	34	21
Returns	3	6

NET YARDS PASSING

Avg. Per Game	311.1	221.7
Sacked/Yards Lost	13/92	28/161
Gross Yards	5069	3708
Att./Completions	636/413	526/299
Completion Pct.	64.9	56.8
Had Intercepted	18	15

PUNTS/AVERAGE

Net Punting Avg.	35.9	35.2
Penalties/Yards	86/797	84/637
Fumbles/Ball Lost	18/8	16/7
Touchdowns	57	41
Rushing	34	21
Passing	34	21
Returns	3	6

NET YARDS RUSHING

Avg. Per Game	99.6	117.8
Total Rushes	398	445
Net Yards Passing	4977	3547
Avg. Per Game	311.1	221.7
Sacked/Yards Lost	13/92	28/161
Gross Yards	5069	3708
Att./Completions	636/413	526/299
Completion Pct.	64.9	56.8
Had Intercepted	18	15

PUNTS/AVERAGE

Net Punting Avg.	35.9	35.2
Penalties/Yards	86/797	84/637
Fumbles/Ball Lost	18/8	16/7
Touchdowns	57	41
Rushing	34	21
Passing	34	21
Returns	3	6

NET YARDS PASSING

Avg. Per Game	311.1	221.7
Sacked/Yards Lost	13/92	28/161
Gross Yards	5069	3708
Att./Completions	636/413	526/299
Completion Pct.	64.9	56.8
Had Intercepted	18	15

PUNTS/AVERAGE

Net Punting Avg.	35.9	35.2
Penalties/Yards	86/797	84/637
Fumbles/Ball Lost	18/8	16/7
Touchdowns	57	41
Rushing	34	21
Passing	34	21
Returns	3	6

NET YARDS RUSHING

Avg. Per Game	99.6	117.8
Total Rushes	398	445
Net Yards Passing	4977	3547
Avg. Per Game	311.1	221.7
Sacked/Yards Lost	13/92	28/161
Gross Yards	5069	3708
Att./Completions	636/413	526/299
Completion Pct.	64.9	56.8
Had Intercepted	18	15

PUNTS/AVERAGE

Net Punting Avg.	35.9	35.2
Penalties/Yards	86/797	84/637
Fumbles/Ball Lost	18/8	16/7
Touchdowns	57	41
Rushing	34	21
Passing	34	21
Returns	3	6

NET YARDS PASSING

Avg. Per Game	311.1	221.7
Sacked/Yards Lost	13/92	28/161
Gross Yards	5069	3708
Att./Completions	636/413	526/299
Completion Pct.	64.9	56.8
Had Intercepted	18	15

PUNTS/AVERAGE

Net Punting Avg.	35.9	35.2
Penalties/Yards	86/797	84/637
Fumbles/Ball Lost	18/8	16/7
Touchdowns	57	41
Rushing	34	21
Passing	34	21
Returns	3	6

NET YARDS RUSHING

Avg. Per Game	99.6	117.8
Total Rushes	398	445
Net Yards Passing	4977	3547
Avg. Per Game	311.1	221.7
Sacked/Yards Lost	13/92	28/161
Gross Yards	5069	3708
Att./Completions	636/413	526/299
Completion Pct.	64.9	56.8
Had Intercepted	18	15

PUNTS/AVERAGE

Net Punting Avg.	35.9	35.2
Penalties/Yards	86/797	84/637
Fumbles/Ball Lost	18/8	16/7
Touchdowns	57	41
Rushing	34	21
Passing	34	21
Returns	3	6

NET YARDS PASSING

Avg. Per Game	311.1	221.7
Sacked/Yards Lost	13/92	28/161
Gross Yards	5069	3708
Att./Completions	636/413	526/299
Completion Pct.	64.9	56.8
Had Intercepted	18	15

PUNTS/AVERAGE

Net Punting Avg.	35.9	35.2
Penalties/Yards	86/797	84/637
Fumbles/Ball Lost	18/8	16/7
Touchdowns	57	41
Rushing	34	21
Passing	34	21
Returns	3	6

NET YARDS RUSHING

Avg. Per Game	99.6	117.8
Total Rushes	398	445
Net Yards Passing	4977	3547
Avg. Per Game	311.1	221.7
Sacked/Yards Lost	13/92	28/161
Gross Yards	5069	3708
Att./Completions	636/413	526/299
Completion Pct.	64.9	56.8
Had Intercepted	18	15

PUNTS/AVERAGE

Net Punting Avg.	35.9	35.2
Penalties/Yards	86/797	84/637
Fumbles/Ball Lost	18/8	16/7
Touchdowns	57	41
Rushing	34	21
Passing	34	21
Returns	3	6

NET YARDS PASSING

Avg. Per Game	311.1	221.7
Sacked/Yards Lost	13/92	28/161
Gross Yards	5069	3708
Att./Completions	636/413	526/299
Completion Pct.	64.9	56.8
Had Intercepted	18	15

PUNTS/AVERAGE

Net Punting Avg.	35.9	35.2
Penalties/Yards	86/797	84/637
Fumbles/Ball Lost	18/8	16/7
Touchdowns	57	41
Rushing	34	21
Passing	34	21
Returns	3	6

NET YARDS RUSHING

||
||
||

SAINTS STATISTICS

2009

RECORD: 13-3

FINISH: 1st-NFC SOUTH

OWNER

FOOTBALL

ADMINISTRATION

RECORDS

HISTORY

Date	W/L	Score	Opponent	Attendance	SCORING	TD	Ru	Pa	Rt	PAT	FG	S	TP	INTERCEPTIONS	NO	YDS	AVG	LONG	TD			
9/13	W	45-27	Detroit	69,719	: Carney	0	0	0	0	50/52	13/17	0	89	Sharper	9	376	41.8	99t	3			
9/20	W	48-22	at Philadelphia	69,144	: Meachem	10	0	9	1			0	60	Porter	4	72	18.0	54t	1			
9/27	W	27-7	at Buffalo	70,261	: Colston	9	0	9	0			0	54	Wilma	3	25	8.3	11	0			
10/4	W	24-10	New York Jets	70,009	: Bush	8	5	3	0			0	48	Greer	2	59	29.5	48t	1			
10/18	W	48-27	New York Giants	70,011	: P.Thomas	8	6	2	0			0	48	Shanle	2	16	8.0	13	0			
10/25	W	46-34	at Miami	66,689	: Hartley	0	0	0	0	10/11	9/11	0	37	Reis	1	33	33.0	33	0			
11/2	W	35-27	Atlanta	70,088	: Bell	5	5	0	0			0	30	Gay	1	25	25.0	25	0			
11/8	W	30-20	Carolina	70,011	: H. Evans	3	1	2	0			0	18	Young	1	24	24.0	24	0			
11/15	W	28-23	at St. Louis	59,858	: Sharper	3	0	3	0			0	18	Jenkins	1	14	14.0	14	0			
11/22	W	38-7	at Tampa Bay	62,720	: Shockey	3	0	3	0			0	18	McKenzie	1	8	8.0	8	0			
11/30	W	38-17	New England	70,768	: Brees	2	2	2	0			0	12	Smith	1	0	0.0	0	0			
12/6	Wot	33-30	at Washington	84,520	: Hamilton	2	2	0	0			0	12	Saints	26	652	25.1	99t	5			
12/13	W	26-23	at Atlanta	68,930	: Henderson	2	0	2	0			0	12	Opponents	12	133	11.1	41	0			
12/19	L	17-24	Dallas	70,213	: Moore	2	0	2	0			0	12									
12/27	Lot	17-20	Tampa Bay	70,021	: Ayodele	1	0	1	0			0	6	PUNTING	No	Yds	Avg	Net	TB	In	Lg	B
1/3	L	10-23	at Carolina	73,047	: Dinkins	1	0	1	0			0	6	Morstead	58	2528	43.6	36.0	4	18	60	0
					: Greer	1	0	1	0			0	6	Saints	58	2528	43.6	36.0	4	18	60	0
					: Hargrove	1	0	1	0			0	6	Opponents	71	3055	43.0	38.9	7	19	61	0
					: Porter	1	0	1	0			0	6									
					: Roby	1	0	1	0			0	6	PUNT RETURNS	Rt	FC	Yds	Avg	Long	TD		
					: D.Thomas	1	0	1	0			0	6	Bush	27	9	130	4.8	23	0		
					Saints	64	21	34	9	60/63	22/28	0	510	Henderson	4	5	16	4.0	11	0		
					Opponents	37	19	15	3	36/36	27/32	1	341	Moore	1	2	0	0.0	0	0		
					2-Pt. Conversions:	Saints 0-1, Opp. 0-1								Sharper	1	1	6	6.0	6	0		
					SACKS:	Smith 13, Grant 5.5, Hargrove 5, Ellis 2, Wilma 2, Ayodele 1.5, Rom. Harper 1.5, McCray 1.5, Fujita 1, Gay 1, Sharper 0.5, Torrence 0.5	Saints 35, Opp. 20															
					RUSHING	No	Yds	Avg	LG	TD												
					: P.Thomas	147	793	5.4	34t	6												
					: Bell	172	654	3.8	35	5												
					: Bush	70	390	5.6	55	5												
					: Hamilton	35	125	3.6	19	2												
					: Meachem	6	82	13.7	41	0												
					: Brees	22	33	1.5	10	2												
					: H. Evans	5	16	3.2	6	1												
					: Henderson	4	13	3.3	13	0												
					: Colston	1	6	6.0	6	0												
					: Eckel	2	6	3.0	7	0												
					: Brunell	4	-12	-3.0	-1	0												
					Saints	468	2106	4.5	55	21												
					Opponents	435	1955	4.5	68t	19												
					Receiving	No	Yds	Avg	Long	TD												
					: Colston	70	1074	15.3	68	9												
					: Henderson	51	804	15.8	75t	2												
					: Shockey	48	569	11.9	66	3												
					: Bush	47	335	7.1	29	3												
					: Meachem	45	722	16.0	54t	9												
					: P.Thomas	39	302	7.7	36	2												
					: D.Thomas	35	356	10.2	37	1												
					: Moore	14	153	10.9	22	2												
					: H. Evans	10	70	7.0	13t	2												
					: Hamilton	5	48	9.6	16	0												
					: Dinkins	5	22	4.4	8	1												
					: Bell	4	12	3.0	9	0												
					: Eckel	2	14	7.0	8	0												
					: Humphrey	1	7	7.0	7	0												
					: Roby	1	6	6.0	6	0												
					: Brees	1	4	-4.0	-4	0												
					Saints	378	4490	11.9	75t	34												
					Opponents	330	3961	12.0	71t	15												
					Team:	348, 396t	(23G, 25G)	(27G, 35G)	(34G)	0												
					: Carney	466, 49N, 20G	(37N)	(23G, 25G, 40G)	0	(38G)												
					: Colston	30G, 37N	0	0	0	0	0	0	0									
					: Hartley	0	0	0	0	0	0	0	0									
					: P.Thomas	34G, 27G, 28G, 58N, 18G	(33G, 38G)	(34G)	(28G, 37N)													
					: Greer	35G																
					Team:	348, 396t	(23G, 25G)	(27G, 35G)	(34G)	0												
					: Carney	466, 49N, 20G	(37N)	(23G, 25G, 40G)	0	(38G)												
					: Colston	30G, 37N	(34G, 27G, 28G, 58N, 18G)	(33G, 38G)														
					: Hartley	0	0	0	0	0	0	0	0									
					: P.Thomas	34G, 27G, 28G, 58N, 18G	(33G, 38G)	(34G)	(28G, 37N)													
					: Greer	35G																
					Opponents:	47G, 24G	(23G, 32G)	0	(38G)	(49G, 38G)												
					: Carney	32G, 33G	(34N, 51N, 25G, 40G)	(32G, 25G)	(32G)	0												
					: Colston	36G, 50N	(32G, 28G, 21G, 23N)	(36G, 30G, 27G)														
					: Hartley	44G, 24N	(34G, 47G)	(41G, 39G, 37G)														
					2009 NFC SOUTH STANDINGS																	
					Saints Finish: 1st Place																	
					W	L	T	Pct.														
					New Orleans	13	3	0	.813													
					Atlanta	9	7	0	.563													
					Carolina	8	8	0	.500													
					Tampa Bay	3	13	0	.188													
					PASSING	Att	Cmp	Yds	Cmp%	Yds/Att	TD	TD%	Int	Int%	Long	Sack/Lost	Rating					
					: Brees	514	363	4388	70.6	8.54	34	6.6	11	2.1	75t	20/135	109.6					
					: Brunell	30	15	102	50.0	3.40	0	0.0	1	3.3	18	0/0	44.0					
					Saints	544	378	4490	69.5	8.25	34	6.3	12	2.2	75t	20/135	106.0					
					Opponents	574	330	3961	57.5	6.90	15	2.6	26	4.5	71t	35/192	68.6					

SAINTS STATISTICS

2010

RECORD: 11-5

FINISH: 2nd-NFC SOUTH

Date	W/L	Score	Opponent	Attendance	SCORING	TD	Ru	Pa	Rt	PAT	FG	S	TP	INTERCEPTIONS	No	Yds	Avg	Long	TD			
9/9	W	14-9	Minnesota	70,051	Hartley	0	0	0	0	40/40	20/25	0	100	Jenkins	2	105	52.5	96t	1			
9/20	W	25-22	at San Francisco	69,732	Moore	8	0	0	0			0	48	Greer	2	50	25.0	26	1			
9/26	Lot	24-27	Atlanta	70,051	Colston	7	0	7	0			0	42	Torrence	1	21	21.0	21	0			
10/3	W	16-14	Carolina	70,016	Graham	5	0	5	0			0	30	Harper	1	6	6.0	6	0			
10/10	L	20-30	at Arizona	62,621	Ivory	5	5	0	0			0	30	Porter	1	5	5.0	5	0			
10/17	W	31-6	at Tampa Bay	51,759	Meachem	5	0	5	0			0	30	Wilma	1	5	5.0	5	0			
10/24	L	17-30	Cleveland	70,077	Carney	0	0	0	0	3/3	5/6	0	18	Smith	1	4	4.0	4	0			
10/31	W	20-10	Pittsburgh	70,011	Shockey	3	0	3	0			0	18	Saints	9	196	21.8	96t	2			
11/7	W	34-3	at Carolina	73,191	Betts	2	2	0	0			0	18	Opponents	22	344	15.6	66	4			
11/21	W	34-19	Seattle	70,015	P. Thomas	2	2	0	0			0	12									
11/25	W	30-27	at Dallas	93,985	D. Thomas	2	2	0	0			0	12	PUNTING	No	Yds	Avg	Net	TB	In	Lg	B
12/5	W	34-30	at Cincinnati	59,963	Bush	1	0	1	0			0	6	Morstead	57	2618	45.9	38.4	6	21	64	0
12/12	W	31-13	St. Louis	70,015	H. Evans	1	0	1	0			0	6	Saints	57	2618	45.9	38.4	6	21	64	0
12/19	L	24-30	at Baltimore	71,432	Greer	1	0	0	1			0	6	Opponents	67	2993	44.7	40.6	3	26	59	0
12/27	W	17-14	at Atlanta	70,144	Henderson	1	0	1	0			0	6									
1/2	L	13-23	Tampa Bay	70,068	Jenkins	1	0	0	1			0	6	PUNT RETURNS	Ret	FC	Yds	Avg	Long	TD		

TEAM STATISTICS	N.O.	OPP	TD	Ru	Pa	Rt	PAT	FG	S	TP	INTERCEPTIONS	No	Yds	Avg	Long	TD
Total First Downs	351	273	2-Pt. Conversions:	Saints 0-1, Opp. 2-3												
Rushing	94	94	SACKS:	Ellis 6, Smith 5.5, Wilma 4, Charleston 3, Harper 3, A. Brown 2, Wilkerson 2, Ayodele 1, Dunbar 1, Hargrove 1, Jenkins 1, M. Mitchell 1, Torrence 1												
Passing	236	29	FUM/LOST:	Brees 9/2, Ivory 4/2, Bush 2/1, Moore 2/1, Betts 1/1, Daniel 1/0, Graham 1/0, J. Jones (LG) 1/1, J. Jones (TM) 1/1, Roby 1/1, Smith 1/0												
Penalty	21	29	Saints 33, Opp. 26													
3rd Down: Made/Att	106/217	70/203	RUSHING	No	Yds	Avg	LG	TD								
3rd Down Pct.	48.8	34.5	Ivory	137	716	5.2	55t	5								
4th Down: Made/Att	5/11	15/23	P. Thomas	83	269	3.2	16	2								
4th Down Pct.	45.5	65.2	J. Jones LG	60	223	3.7	54	0								
POSSESSION AVG.	31:39	28:21	J. Jones TM	48	193	4.0	54	0								
TOTAL NET YARDS	5960	4900	Betts	45	150	3.3	12	2								
Avg. Per Game	372.5	306.3	Bush	36	150	4.2	23	0								
Total Plays	1067	948	Daniel	2	16	8.0	16	0								
Avg. Per Play	5.6	5.2	Meachem	4	14	3.5	8	0								
NET YARDS RUSHING	1519	1797	Henderson	3	8	2.7	9	0								
Avg. Per Game	94.9	112.3	Graham	1	3	3.0	3	0								
Total Rushes	380	421	H. Evans	2	2	1.0	2	0								
NET YARDS PASSING	4441	3103	Colston	1	1	1.0	1	0								
Avg. Per Game	277.6	193.9	Brees	180	1519	4.0	55t	9								
Sacked/Yards Lost	26/195	33/250	Saints	421	1797	4.3	68	13								
Gross Yards	4636	3353	Opponents													
Att./Completions	661/450	494/306	Receiving	No	Yds	Avg	Long	TD								
Completion Pct.	68.1	61.9	Colston	84	1023	12.2	43	7								
Had Intercepted	22	9	Moore	66	763	11.6	80t	8								
PUNTS/AVERAGE	57/45.9	67/44.7	Meachem	44	638	14.5	55	5								
NET PUNTING AVG.	57/38.4	67/40.6	Shockey	41	408	10.0	31	3								
PENALTIES/YARDS	90/884	88/701	Henderson	34	464	13.6	57	1								
FUMBLES/BALL LOST	23/9	34/16	Bush	34	208	6.1	20	1								
TOUCHDOWNS	44	32	Graham	31	356	11.5	52	5								
Rushing	9	13	D. Thomas	30	219	7.3	22	2								
Passing	33	13	P. Thomas	29	201	6.9	23	0								
Returns	2	6	Betts	23	141	6.1	25	0								

SCORE BY PERIODS

Q1 Q2 Q3 Q4 OT PTS

Saints

112 93 74 105 0 384

Opponents

33 112 53 106 3 307

Shockey

41 408 10.0 31 3

Henderson

34 464 13.6 57 1

Bush

34 208 6.1 20 1

Graham

31 356 11.5 52 5

D.Thomas

30 219 7.3 22 2

P.Thomas

29 201 6.9 23 0

Betts

23 141 6.1 25 0

Jones LG

17 59 3.5 13 0

Jones TM

17 59 3.5 13 0

Arrington

7 79 11.3 17 0

H. Evans

7 41 5.9 18 1

Ivory

1 17 17.0 17 0

Humphreay

1 12 12.0 12 0

Brees

1 7 7.0 7 0

Saints

450 4636 10.3 80t 33

Opponents

306 3353 11.0 68 13

Opponents: (41G) (13G, 44G) (137G, 44G, 29G)

(40N, 47N) (23G, 21G, 48G) (19G, 51N) (20G, 40N)

(20G, 43G, 43G, 20G) (21G, 53G, 59N) (29G, 23G, 47G)

(38G, 45G, 46N) (33G, 32G, 27G) (143G, 32G, 48G)

2010 NFC SOUTH STANDINGS

Saints Finish: 2nd Place

W

L

T

Pct.

Atlanta

13

3

0

.813

New Orleans

11

5

0

.688

Tampa Bay

10

6

0

.625

Carolina

2

14

0

.125

PASSING	Att	Cmp	Yds	Cmp%	Yds/Att	TD	TD%	Int	Int%	Long	Sack/Lost	Rating
Brees	658	448	4620	68.1	7.02	33	5.0	22	3.3	80t	25/185	90.9
Daniel	3	2	16	66.7	5.33	0	0.0	0	0.0	9	1/10	79.9
Saints	661	450	4636	68.1	7.01	33	5.0	22	3.3	80t	26/195	90.8
Opponents	494	306	3353	61.9	6.79	13	2.6	9	1.8	68	33/250	83.2

SAINTS STATISTICS

2011

RECORD: 13-3

FINISH: 1st-NFC SOUTH

Date	W/L	Score	Opponent	Attendance	SCORING	TD	Ru	Pa	Rt	PAT	FG	S	TP	INTERCEPTIONS	NO	YDS	AVG	LONG	TD			
9/8	L	34-42	at Green Bay	70,555	Kasay	0	0	0	0	63/63	28/34	0	147	P. Robinson	4	31	7.8	25	0			
9/18	W	30-13	Chicago	73,019	Graham	11	0	11	0	0	0	66	0	Torrence	1	42	42.0	42t	1			
9/25	W	40-33	Houston	73,002	Spolotes	10	2	7	1	0	0	60	0	Shanle	1	12	12.0	12	0			
10/2	W	23-10	at Jacksonville	62,471	Moore	8	0	8	0	0	0	52	0	Greer	1	2	2.0	2	0			
10/9	W	30-27	at Carolina	72,679	Colston	8	0	8	0	0	0	48	0	Herring	1	0	0.0	0	0			
10/16	L	20-26	at Tampa Bay	56,590	Meachem	6	0	6	0	0	0	36	0	Porter	1	-7	-7.0	-7	0			
10/23	W	62-7	Indianapolis	73,012	P. Thomas	6	5	1	0	0	0	36	0	Saints	9	80	8.9	42t	1			
10/30	L	21-31	at St. Louis	57,179	Ingram	5	5	0	0	0	0	30	0	Opponents	14	162	11.6	53	1			
11/6	W	27-16	Tampa Bay	73,043	Collins	4	2	2	0	0	0	24	0									
11/13	Wot	26-23	at Atlanta	70,359	Henderson	2	0	2	0	0	0	12	0	PUNTING	No	Yds	Avg	Net	TB	In	Lg	B
11/28	W	49-24	New York Giants	73,068	Brees	1	1	0	0	0	0	6	0	Morstead	46	2224	48.3	43.1	4	13	64	1
12/4	W	31-17	Detroit	73,042	Gilmore	1	0	1	0	0	0	6	0	Saints	47	2224	47.3	43.1	4	13	64	1
12/11	W	22-17	at Tennessee	69,143	Ivory	1	1	0	0	0	0	6	0	Opponents	71	3146	44.3	38.5	6	24	59	0
12/18	W	42-20	at Minnesota	62,623	Jenkins	1	0	1	0	0	0	6	0									
12/26	W	45-16	Atlanta	73,085	Torrence	1	0	1	0	0	0	6	0	PUNT RETURNS	Ret	FC	Yds	Avg	Long	TD		
1/1	W	45-17	Carolina	73,065	Wilma	1	0	0	1	0	0	6	0	Spolotes	29	19	294	10.1	72t	1		
					Saints	66	16	46	4	63/63	28/34	0	547	Saints	29	19	294	10.1	72t	1		
					Opponents	37	11	24	2	36/37	27/32	0	339	Opponents	19	10	118	6.2	14	0		
					2-Pt. Conversions:	Moore 2, Saints 2-3, Opp. 0-0																
					SACKS:	Harper 7.5, Smith 6.5, Gallette 4.5, Casillas 3, McBride 2, Charleston 1, Dunbar 1, Humber 1, Jenkins 1, Tom Johnson 1, Jordan 1, Shanle 1, Torrence 1, Wilson 1, Ellis 0.5, Saints 33, Opp. 24																
					FUM/LOST:	Brees 1/1, Colston 1/1, Graham 1/1, Henderson 1/0, Ingram 1/1, P. Thomas 1/1																
					RUSHING	No	Yds	Avg	LG	TD												
					Spolotes	87	603	6.9	36	2												
					P. Thomas	110	562	5.1	33	5												
					Ingram	122	474	3.9	35t	5												
					Ivory	79	374	4.7	35t	1												
					Brees	21	86	4.1	20	1												
					Meachem	4	18	4.5	8	0												
					Henderson	1	9	9.0	9	0												
					Collins	4	4	1.0	2	2												
					Daniel	3	-3	-1.0	-1	0												
					Saints	431	2127	4.9	36	16												
					Opponents	351	1738	5.0	69t	11												
					Receiving	No	Yds	Avg	Long	TD												
					Graham	99	1310	13.2	59	11												
					Spolotes	86	710	8.3	39	7												
					Colston	80	1143	14.3	50	8												
					Moore	52	627	12.1	47t	8												
					P. Thomas	50	425	8.5	57	1												
					Meachem	40	620	15.5	67t	6												
					Henderson	32	503	15.7	79t	2												
					Collins	11	50	4.5	14	2												
					Ingram	11	46	4.2	9	0												
					D. Thomas	5	16	3.2	8	0												
					Gilmore	3	20	6.7	9	1												
					Arrington	2	31	15.5	17	0												
					Higgins	1	4	4.0	4	0												
					Saints	472	5505	11.7	79t	46												
					Opponents	362	4413	12.2	72t	24												
					KICKOFF RET.	No	Yds	Avg	Long	TD												
					Spolotes	40	1089	27.2	92	0												
					P. Thomas	1	15	15.0	15	0												
					Collins	1	7	7.0	7	0												
					Graham	0	0	—	—	0												
					Saints	42	1111	26.5	92	0												
					Opponents	36	927	25.8	108t	1												
					FIELD GOALS	1-19	20-29	30-39	40-49	50+												
					Kasay	0/0	11/11	10/10	5/8	2/5												
					Saints	0/0	11/11	10/10	5/8	2/5												
					Opponents	0/0	6/6	9/9	11/13	1/4												
					Kasay:	(30G, 38G)(31G, 29G, 53G)(35G)(53N, 38G, 39G, 21G, 50N)(23G, 46G, 37G)(33G, 24G)(23G, 47G)(49N)(42N, 21G, 34G)(52G, 40N, 48G, 44G, 26G)(10)(39G)(25G, 29G, 22G)(50N)(29G)(43G)																
					Opponents:	(1)(42G, 38G)(22G, 27G, 27G, 36G)(31G)(1)(48G, 42G, 55N, 42G, 38G)(1)(38G)(40G, 48G, 25G)(36G, 29G, 41N, 27G)(42G, 61N)(42B, 31G, 55N)(43G)(44G, 49G)(34G, 51G, 30G)(41G)																
					2011 NFC SOUTH STANDINGS																	
					Saints Finish: 1st Place																	
					W	L	T	Pct.														
					New Orleans	13	3	0	.813													
					Atlanta	10	6	0	.625													
					Carolina	6	10	0	.375													
					Tampa Bay	4	12	0	.250													
					PASSING	Att	Cmp	Yds	Cmp%	Yds/Att	TD	TD%	Int	Int%	Long	Sack/Lost	Rating					
					Brees	657	468	5476	71.2	8.33	46	7.0	14	2.1	79t	24/158	110.6					
					Daniel	5	4	29	80.0	5.80	0	0.0	0	0.0	14	0/0	90.8					
					Saints	662	472	5505	71.3	8.32	46	6.9	14	2.1	79t	24/158	110.5					
					Opponents	626	362	4413	57.8	7.05	24	3.8	9	1.4	72t	33/256	86.4					

HISTORY RECORDS ADMINISTRATION FOOTBALL OWNER

FINISH: 3rd-NFC SOUTH

9/9	W/L	Score	Opponent	Attendance	SCORING	TD	R	P	RT	PAT	FG	S	TP	INTERCEPTIONS	NO.	YDS	AVG	LONG	TD
9/16	L	27-35	Washington	72,180	Hartley 0	0	0	0	57/57	18/22	0	111	P: Robinson	3	99	33.0	99t	1	0
9/26	L	27-35	at Carolina	72,879	Colston 10	0	0	0	0	0	0	60	G: Greer	3	31	10.3	28	0	0
9/23	Lot	24-27	Kansas City	72,226	J. Graham 9	0	9	0	0	0	0	54	Harper	2	41	20.5	41	0	0
9/30	L	27-28	at Green Bay	70,571	Sproles 8	1	7	0	0	0	50	Abdul-Qudus	2	12	6.0	12	0	0	
10/7	W	31-24	San Diego	73,109	Moore 6	0	6	0	0	0	0	36	Mack	1	73	73.0	73t	1	0
10/21	W	35-28	at Tampa Bay	58,906	Ingram 5	5	0	0	0	0	0	30	Jenkins	1	55	55.0	55t	1	0
10/28	L	14-34	at Denver	76,832	D. Thomas 4	0	4	0	0	0	0	24	Bush	1	40	40.0	40	0	0
11/5	W	28-13	Philadelphia	73,099	Morgan 3	0	3	0	0	0	0	18	Wilma	1	18	18.0	18t	1	0
11/11	W	31-27	Atlanta	73,126	Collins 2	0	2	0	0	0	0	12	White	1	0	0.0	0	0	0
11/18	W	38-31	at Oakland	56,880	Ivory 2	2	2	0	0	0	0	12	Saints	15	369	24.6	99t	4	0
11/25	L	21-17	San Francisco	73,147	P. Thomas 2	1	1	0	0	0	0	12	Opponents	19	356	18.7	70	3	0
11/29	L	13-23	at Atlanta	70,514	Brees 1	1	0	0	0	0	0	6							
12/9	L	27-52	at New York Giants	81,437	Henderson 1	0	1	0	0	0	0	6	PUNTING	No.	Yds	Av	LG	TD	
12/16	W	40-0	Tampa Bay	73,096	Jenkins 1	0	0	1	0	0	0	6	Morstead	74	3707	50.1	43.2	6	20
12/23	Wot	34-31	at Dallas	92,570	Mack 1	0	0	1	0	0	0	6	Saints	74	3707	50.1	43.2	6	20
12/23	L	38-44	Carolina	73,124	P. Robinson 1	0	0	1	0	0	0	6	Opponents	63	2876	45.7	40.1	8	23
					Wilma 1	0	0	1	0	0	0	6							
					Vilma 1	0	0	1	0	0	0	6	PUNT RETURNS	Ret	FC	Yds	Av	Long	TD
TEAM STATISTICS		N.O.	OPP																
Total First Downs		352	380	Saints	58	10	4	5	57/57	18/22	0	461	Sproles	23	14	183	8.0	37	0
Rushing		64	116	Opponents	53	18	31	4	53/53	27/33	1	454	Cadet	1	2	2	2.0	2	0
Passing		267	236	2-Pt. Conversions:	Sproles 1, Saints 1-1, Opp. 0-0								Moore	1	3	5	5.0	5	0
Penalty		21	28										P. Robinson	0	1	0	---	---	0
3rd Down: Made/Att		91/207	80/208	SACKS:	Jordan 8, Smith 6, Galette 5, Wilson 3,								Saints	25	20	190	7.6	37	0
3rd Down Pct.		44.0	38.5		Bunkley 2.5, Johnson 2, Lofton 1, P. Robinson 1, Vilma								Opponents	31	12	391	12.6	69	0
4th Down: Made/Att		8/14	10/19		1, Shanle 0.5, Saints 30, Opp. 26														
4th Down Pct.		57.1	52.6																
POSSESSION AVG.		28:36	31:24	FUM/LASH:	Brees 5/1, Colston 4/2, Cadet 1/1, Collins								KICKOFF RET.	No.	Yds	Av	Long	TD	
TOTAL NET YARDS		6574	7042		1/1, J. Graham 1/0, Henderson 1/0								Cadet	26	49	20.6	75	0	
Avg. Per Game		410.9	440.1										Sproles	18	693	26.8	48	0	
Total Plays		1067	1089	RUSHING		No	Yds	Avg	LG	TD			P. Thomas	5	91	18.2	38	0	
Avg. Per Play		6.2	6.5	Ingram	156	602	3.9	31	5				Collins	1	0	0.0	0	0	
NET YARDS RUSHING		1577	2361	P. Thomas	105	473	4.5	48	1				Galette	1	2	2.0	2	0	
Avg. Per Game		98.6	147.6	Sproles	48	244	5.1	47	1				Saints	51	1266	24.8	75	0	
Total Rushes		370	457	Ivory	40	217	5.4	56t	2				Opponents	42	1049	25.0	97t	1	
NET YARDS PASSING		4997	4681	Daniel	3	17	5.7	19	0				FIELD GOALS	1-19	20-29	30-39	40-49	50+	
Avg. Per Game		312.3	292.6	Henderson	1	13	13.0	13	0				H. Field	0/0	0/9	0/6	0/3	3/4	
Sacked/Yards Lost		26/190	30/194	Brees	15	5	0.3	11	1				Saints	0/0	9/9	4/6	2/3	1/4	
Gross Yards		5187	4875	Cadet	1	5	5.0	5	0				Opponents	0/0	7/7	11/3	8/3	3/4	
Att./Completion Pts.		671/423	602/307	Morgan	1	1	1.0	1	0										
Completion Pct.		63.0	61.5	Saints	370	1,577	4.3	56t	10				Hartley: (21G) (22G, 53G) (40G, 38N) (20G, 27G,						
Had Intercepted		19	15	Opponents	457	2,361	5.2	91t	18				48N) (25G, 36G) (36N, 37G, 20G) (53G)						
PUNTS/AVERAGE		74/50.1	63/45.7																
NET PUNTING AVG.		74/43.2	63/40.1	Receiving	No.	Yds	Av	Long	TD										
PENALTIES/YARDS		104/91.1	102/83.5	J. Graham	85	982	11.6	49	9				Opponents: (37G, 41G, 37G, 45G) (1) (25G, 45G, 34G,						
FUMBLES/BALL LOST		38/5	19/11	Colston	83	1154	13.9	60	0				38G, 33G, 31G) (1) (20G, 55N) (42N) (33G, 33G) (22G,						
TOUCHDOWNS		15	53	Sproles	75	667	8.9	44	7				37G) (37G, 20G) (40G) (27G, 50N, 33B) (45G, 29G, 55G,						
Rushing		10	18	Moore	65	1041	16.0	51	1				6 (36N, 39G) (1) (47G) (20G, 54N, 31G, 42G)						
Passing		43	31	P. Thomas	39	354	9.1	36	1										
Returns		5	4	Henderson	22	316	14.4	41	1										
				Collins	14	70	5.0	12	2										
				D. Thomas	11	86	7.8	20t	4										
SCORE BY PERIODS		Q1	Q2	Q3	Q4	OT	Pts												
Saints		101	154	110	93	3	461												
Opponents		96	133	96	126	3	454												

PASSING	Att	Cmp	Yds	Cmp%	Yds/Att	TD	TD%	Int	Int%	Long	Sack/Lost	Rating
Brees	670	422	5177	63.0	7.73	43	6.4	19	2.8	80t	26/190	96.3
Daniel	1	1	10	100.0	10.00	0	0.0	0	0.0	10	0/0	108.3
Saints	671	423	5187	63.0	7.73	43	6.4	19	2.8	80t	26/190	96.4
Opponents	602	370	4875	61.5	8.10	31	5.1	15	2.5	95	30/194	93.8

OWNER

FOOTBALL

ADMINISTRATION

RECORDS

HISTORY

[illegible]

SAINTS STATISTICS

2014

RECORD: 7-9

FINISH: 2nd-NFC SOUTH

Date	W/L	Score	Opponent	Attendance	SCORING	TD	RU	Pa	Rt	PAT	FG	S	TP	INTERCEPTIONS	NO.	YDS	AVG	LONG	TD		
9/7	Lot	34-37	at Atlanta	70,706	J.Graham	0	0	0	0	46/47	19/22	0	103	Warren	2	53	26.5	32	0		
9/14	L	24-26	at Cleveland	67,407	J.Graham	0	0	0	0	0/0	0/0	0	60	Vaccaro	2	45	22.5	45	0		
9/21	W	20-38	Minnesota	73,005	Ingram	9	9	0	0	0/0	0/0	0	54	Lewis	2	2	1.0	2	0		
9/28	L	17-19	at Dallas	91,176	Colston	5	5	0	0	0/0	0/0	0	30	Robinson	2	2	1.0	2	0		
10/5	Wot	37-31	Tampa Bay	73,004	Hill	5	5	0	0	0/0	0/0	0	30	White	2	2	1.0	2	0		
10/19	L	23-24	at Detroit	63,271	Cooks	4	1	3	0	0/0	0/0	0	24	Hawthorne	1	10	10.0	10	0		
10/26	W	42-23	Green Bay	73,146	K.Robinson	3	3	0	0	0/0	0/0	0	18	Jordan	1	6	6.0	6	0		
10/30	W	28-10	at Carolina	73,663	Stills	3	3	0	0	0/0	0/0	0	18	Saints	12	120	10.0	45	0		
11/9	Lot	24-27	San Francisco	73,129	Thomas	3	2	1	0	0/0	0/0	0	18	Opponents	17	240	14.1	62t	3		
11/16	L	10-27	Cincinnati	73,073	Watson	2	2	0	0	0/0	0/0	0	12								
11/24	L	27-32	Baltimore	73,373	Lorig	1	0	1	0	0/0	0/0	0	6	PUNTING							
11/30	W	35-34	at Pittsburgh	61,916	Brees	1	1	0	0	0/0	0/0	0	6	T.Morstead	58	2690	46.4	42.9	5	19	Lg B
12/7	L	10-41	Carolina	73,006	Cadet	1	0	1	0	0/0	0/0	0	6	Saints	58	2690	46.4	42.9	5	19	63 B
12/15	W	31-15	at Chicago	60,996	Teon	1	0	1	0	0/0	0/0	0	6	Opponents	63	2683	44.2	41.4	2	33	73 O
12/21	L	14-30	Atlanta	73,164	Johnson	1	0	1	0	0/0	0/0	0	6								
12/28	W	23-20	at Tampa Bay	59,952	Galette	0	0	0	0	0/0	2	4		PUNT RET.		Ret	FC	Yds	Avg	Long	TD

TEAM STATISTICS	N.O.	OPP
Total First Downs	395	345
Rushing	101	111
Passing	258	205
Penalty	36	29
3rd Down: Made/Att	98/203	99/215
3rd Down Pct.	48.3%	46.0%
4th Down: Made/Att	8/15	4/8
4th Down Pct.	53.3%	50.0%
POSSESSION AVG.	30:03	29:57
TOTAL NET YARDS	6582	6144
Avg. Per Game	411.4	384.0
Total Plays	1095	1022
Avg. Per Play	6.0	6.0
NET YARDS RUSHING	1818	2125
Avg. Per Game	113.6	132.8
Total Rushes	406	442
NET YARDS PASSING	4764	4019
Avg. Per Game	297.8	251.2
Sacked/Yards Lost	30/188	34/188
Yards Gained	4952	4207
Attempts/Completions	659/456	546/341
Completion Pct.	69.2%	62.5%
PUNTS/AVERAGE	58/46.4	63/44.2
NET PUNTING AVG.	42.9	41.4
PENALTIES/YARDS	80/670	105/889
FUMBLES/BALL LOSS	22/13	15/5
TOUCHDOWNS	49	47
Rushing	16	17
Passing	33	26
Returns	0	

SCORE BY PERIODS	Q1	Q2	Q3	Q4	OT	PTS
Saints	55	116	76	148	6	401
Opponents	81	115	104	118	6	424

PASSING	Att	Cmp	Yds	Cn
D.Brees	659	456	4952	69
T.Morstead	0	0	0	0
Saints	659	456	4952	69
Opponents	546	341	4207	62

Saints 49 16 33 0 46/47 19/22 2 40
Opponents 47 17 26 4 43/43 31/32 0 42
2-Pt. Conversions: Saints 0/1, Opp. 3/4

SACKS: Galette 10.0, Jordan 7.5, Hawthorne 3.0, Haralson 3.0, Walker 2.5, Hicks 2.0, Edeballi 2.0, Humber 1.0, Vaccaro 1.0, Jenkins 1.0, White 1.0
Saints: 34.0. Opponents: 30.0

FUM/LOST: Brees 7/3, Cadet 2/2, J. Graham 2/2, K. Robinson 2/2, Colston 1/1, Ingram 3/1, Lorig 1/1, Toon 1/1, Cooks 1/0, Goodwin 1/0, Stills 1/1. **Total: 22/13**

RUSHING	No	Yds	Avg	LG	TD
Ingram	226	964	4.3	31	9

K. Robinson	76	362	4.8	62	3
Thomas	45	222	4.9	271	2
Cooks	7	73	10.4	28	1
Brees	27	68	2.5	13	1
Morgan	1	67	67.0	67	0
Cadet	10	32	3.2	8	0
Johnson	8	22	2.8	8	0
Lorig	3	4	1.3	4	0
Toon	1	4	4.0	4	0
Baker	1	2	2.0	2	0
Stills	1	-2	-2.0	-2	0
Saints	406	1818	4.5	67	16
Opponents	442	2125	4.8	68	17

	No.	Yds	Avg	Long	TD
Receiving					
J. Graham	85	889	10.5	29	10
Stills	63	931	14.8	69t	3
Colston	59	902	15.3	57	5
Cooks	53	550	10.4	50t	3
Thomas	45	378	8.4	39	1
Cadet	38	296	7.8	31	1
Ingram	29	145	5.0	14	0
Watson	20	136	6.8	15t	2
Toon	17	125	12.6	24	1
Hill	14	216	12.6	37	5
Lorig	9	27	3.0	14	1
K. Robinson	8	63	7.9	17	0
Meachem	7	114	16.3	25	0
Morgan	4	92	23.0	62	0
Johnson	2	15	7.5	13t	1
Leonard	2	15	7.5	15	0
Saunders	1	7	7.0	7	0
Brees	1	1	1.0	1	0
Saints	456	4952	10.9	69t	33
Opponents	341	4207	12.3	73t	26

PUNTING	No.	Yds	Avg	Net	TB	In	Lg	B
T.Morstead	58	2690	46.4	42.9	5	19	63	0
Saints	58	2690	46.4	42.9	5	19	63	0
Opponents	63	2782	44.2	41.4	2	32	72	0

PUNT RET.	Ret	FC	Yds	Avg	Long	TD
-----------	-----	----	-----	-----	------	----

Cooks	10	15	35	3.5	15	0
Saunders	9	5	99	11.0	32	0
Byrd	0	5	0	0	0	0
Cadet	0	1	0	0	0	0
Saints	19	26	134	7.1	32	0
Opponents	24	13	99	4.1	14	0

KICKOFF RET.	No.	Yds	Avg	Long	TD
--------------	-----	-----	-----	------	----

Cadet	15	364	24.3	34	0
Saunders	3	139	46.3	99	0
K.Robinson	1	28	28.0	28	0
Cooks	1	12	12.0	12	0
LeIito	1	0	0.0	0	0

Saints	21	543	25.9	99	0
Opponents	39	1029	26.4	43	0

FIELD GOALS	1-19	20-29	30-39	40-49	50+
S.Graham	0/0	6/6	9/9	3/5	1/2
Saints	0/0	6/6	9/9	3/5	1/2
Opponents	0/0	6/6	10/10	9/9	6/7

S. Graham: (31G, 50G) (27G) () (41N, 30G) (30G, 29G, 44G) (27G, 48G, 36G) (31G, 29G, 37G) () (40G) (31G) (20G, 34G) () (37G, 42N) (51N, 25G) () ()

Opponents: (40G, 51G, 52G) (32G, 29G) (25G, 30G, 40G) (51G) (55G) (21G) (31G, 49G, 27G) (31G) (45G, 35G) (22G, 42G) (31G, 55G) (49G, 31G, 54N, 47G) (37G, 41G) () (44G, 50G, 32G) (39G, 27G)

	W	L	T	Pct.
Carolina	7	8	1	.469
New Orleans	7	9	0	.438
Atlanta	6	10	0	.375
Tampa Bay	2	14	0	.125

PASSING	Att	Cmp	Yds	Cmp%	Yds/Att	TD	TD%	Int	Int%	Long	Sack/Lost	Rating
D.Brees	659	456	4952	69.2%	7.5	33	5.0%	17	2.6%	69t	29/186	97.0
T.Morstead	0	0	0	0.0%	0.0%	0	0.0%	0	0.0%	0	1/2	0.0
Saints	659	456	4952	69.2%	7.5	33	5.0%	17	2.6%	69t	30/188	97.0
Opponents	546	341	4207	62.5%	7.7	26	4.8%	12	2.2%	73t	34/188	93.0

OWNER FOOTBALL ADMINISTRATION RECORDS HISTORY

FINISH: 3rd-NFC SOUTH

530 2020 MEDIA GUIDE

SAINTS STATISTICS

2016

RECORD: 7-9

FINISH: 3rd-NFC SOUTH

Date	W/L	Score	Opponent	Attendance	SCORING	TD	R	P	RT	PAT	FG	S	TP	INTERCEPTIONS	NO.	YDS	AVG	LONG	TD			
9/11	L	34-35	Oakland	73,028	Lutz	0	0	0	0	49/50	28/34	0	133	Byrd	2	35	17.5	24	0			
9/18	L	13-16	at NY Giants	77,727	Ingram	10	6	4	0	0/0	0/0	0	64	Vaccaro	2	30	15.0	30	0			
9/26	L	32-45	Atlanta	73,003	Thomas	9	0	9	0	0/0	0/0	0	54	Moore	2	8	4.0	8	0			
10/2	W	35-34	at San Diego	60,641	Cooks	8	0	8	0	0/0	0/0	0	48	Robertson	1	29	29.0	29	0			
10/16	W	41-38	Carolina	73,138	Hightower	5	4	1	0	0/0	0/0	0	30	Webb	1	7	7.0	7	1			
10/23	L	21-27	at Kansas City	76,282	Kuhn	5	4	1	0	0/0	0/0	0	30	Stupar	1	0	0.0	0	0			
10/30	W	25-20	Seattle	73,188	Cadet	4	0	4	0	0/0	0/0	0	24	Saints	9	109	12.1	30	0			
11/6	W	41-23	at San Francisco	70,178	Fleener	4	1	3	0	0/0	0/0	0	24	Opponents	15	240	16.0	90t	2			
11/13	L	23-25	Denver	73,138	Snead IV	4	0	4	0	0/0	0/0	0	24									
11/17	L	20-23	at Carolina	73,288	Coleman	3	0	3	0	0/0	0/0	0	18	PUNTING	No.	Yds	Avg	Net	TB	In	Lg	B
11/27	W	49-21	Los Angeles	73,067	Brees	2	2	0	0	0/0	0/0	0	12	Moorehead	57	2751	48.3	42.4	5	22	66	0
12/4	L	13-28	Detroit	73,137	Hill	1	0	1	0	0/0	0/0	0	6	6 Saints	57	2751	48.3	42.4	5	22	66	0
12/11	L	11-16	at Tampa Bay	62,140	Kruger	0	0	0	0	0/0	0/0	1	2	Opponents	56	2619	46.8	40.7	6	22	68	0
12/18	W	48-41	at Arizona	65,072	Saints	55	17	38	0	49/50	28/34	1	469									
12/24	W	31-24	Tampa Bay	73,177	Opponents	51	19	27	5	44/46	32/35	0	454	PUNT RET.	Ret	FC	Yds	Avg	Long	TD		
1/1	L	32-38	at Atlanta	70,835	Lewis									Murphy	14	8	160	11.4	59	0		
															Byrd	1	0	57	9.5	22	0	
															Cooks	1	0	2	2.0	2	0	
															Harris	1	0	0	0.0	0	0	
															Saints	23	17	221	9.6	59	0	
															Opponents	29	7	237	8.2	18	0	

OWNER FOOTBALL ADMINISTRATION RECORDS HISTORY

FINISH: 1st-NFC SOUTH

532 2020 MEDIA GUIDE

HISTORY RECORDS ADMINISTRATION FOOTBALL OWNER

FINISH: 1st-NFC SOUTH

NEWORLEANSSAINTS.COM 533

POSTSEASON GAME SUMMARIES

MINNESOTA VIKINGS • 44 SAINTS • 10

NFC Wild Card Playoff (Jan. 3, 1988) - Louisiana Superdome (68,127)

The Vikings spoiled the Saints' playoff debut by racing out to a 21-point lead at halftime and never looking back in an NFC Wild Card Playoff game in the Superdome. New Orleans struck first when QB **Bobby Hebert** found WR **Eric Martin** for a ten-yard TD pass early in the first quarter, but the Vikings answered with 24 consecutive points. The Saints scored their final points on a 40-yard FG by K **Morten Andersen** late in the first half. A "Hail Mary" TD pass from QB **Wade Wilson** to WR **Hassan Jones** as the second quarter ended pushed the Vikings lead to 31-10. The Saints were held without a rushing first down in the contest while only moving the chains nine times. Minnesota controlled the ball for over 41 minutes, posting 28 first downs and rushing for 210 yards in the victory.

Minnesota Vikings		10	21	3	10	44
New Orleans Saints		7	3	0	0	10
Team	Q	Time	Play Description (Extra Point) (Drive Info)			V-H
NO	1	13:37	Martin 10 pass from Hebert (Andersen kick) (2-11, 0:44)			0-7
MIN	1	8:01	Nelson 42 FG (4-2, 2:05)			3-7
MIN	1	3:07	Carter 84 punt return (Nelson kick)			10-7
MIN	2	11:41	Jordan 5 pass from Wilson (Nelson kick) (10-65, 4:21)			17-7
MIN	2	6:10	Carter 10 pass from Rice (Nelson kick) (7-54, 3:08)			24-7
NO	2	3:06	Andersen 40 FG (8-40, 3:04)			24-10
MIN	2	0:00	Jones 44 pass from Wilson (Nelson kick) (3-35, 0:35)			31-10
MIN	3	1:15	Nelson 32 FG (11-68, 3:10)			34-10
MIN	4	7:14	Nelson 19 FG (13-54, 8:27)			37-10
MIN	4	1:46	Dozier 8 run (Nelson kick) (10-60, 4:20)			44-10

Total First Downs	MIN	NO
Total Net Yards	417	149
Rushes-Yards	50-210	14-53
Net Yards Passing	207	96
Passing (A-C-I)	30-17-0	31-11-4
Sacked-Yards	6-42	2-8
Punts-Average	3-32	6-44.2
Fumbles-Lost	4-2	0-0
Penalties-Yards Lost	6-64	3-2
Time of Possession	41:18	18:42

RUSHING

MIN: D. Nelson 17-73; Anderson 7-49; Dozier 8-45, 1 TD; Fenney 7-20; Rice 4-10; Kramer 2-5; W. Wilson 2-5; Gannon 3-3
NO: Hilliard 8-39; Mayes 3-11; Hebert 2-2; Jordan 1-1

PASSING

MIN: Wilson 20-11-0, 189 yards, 2 TDs; Kramer 9-5-0, 50 yards; Rice 1-1-0, 10 yards, 1 TD
NO: Hebert 19-9-2, 84 yards, 1 TD; Wilson 12-2-2, 20 yards

RECEIVING

MIN: Carter 6-79, 1 TD; D. Nelson 2-56; Lewis 2-27; Jordan 2-17, 1 TD; Rice 2-17; Jones 1-44, 1 TD; Gustafson 1-12; Anderson 1-3
NO: Brenner 2-33; Hill 2-15; Hilliard 2-15; Pattison 2-18; Tice 2-13; Martin 1-10, 1 TD

CHICAGO BEARS • 16 SAINTS • 6

NFC Wild Card Playoff (Jan. 6, 1991) - Soldier Field (60,767)

In a clash between two of the NFL's top defenses, the Bears jumped ahead 10-0 and held off the Saints in an NFC Wild Card Playoff game at Soldier Field. The Bears went up 3-0 on a K **Kevin Butler** 33-yard FG after an interception. Chicago surged ahead by 10 points when QB **Mike Tomczak** connected with TE **James Thornton** on an 18-yard scoring pass. K **Morten Andersen** got the Saints on the scoreboard with a 47-yard FG with 1:38 remaining in the half. An offside call on New Orleans nullified a 61-yard return of a blocked Bears FG attempt in the third quarter. Chicago took advantage on the reprieve, driving to set up a 22-yard field goal to give the Bears a 13-3 advantage midway through the third quarter. The teams traded FGs in the final quarter, with Andersen drilling a 38-yard kick and Butler connecting from 21 yards out to produce the winning margin. Chicago RB **Neal Anderson** rushed 27 times for 102 yards and hauled in four passes for 42 yards as the Bears rolled up 365 total yards to the Saints' 193 yards of offense.

New Orleans Saints		0	3	0	3	6
Chicago Bears		3	7	3	3	16
Team	Q	Time	Play Description (Extra Point) (Drive Info)			V-H
CHI	1	10:06	Butler 19 FG (6-32, 3:22)			0-3
CHI	2	13:08	Thornton 18 pass from Tomczak (Butler kick) (6-62, 4:07)			0-10
NO	2	1:38	Andersen 47 FG (6-18, 2:09)			3-10
CHI	3	7:29	Butler 22 FG (16-60, 8:31)			3-13
NO	4	12:26	Andersen 38 FG (6-61, 4:55)			6-13
CHI	4	6:02	Butler 21 FG (9-68, 6:24)			6-16

Total First Downs	NO	CHI
Total Net Yards	193	365
Rushes-Yards	18-65	43-189
Net Yards Passing	128	176
Passing (A-C-I)	34-11-3	26-13-0
Sacked-Yards Lost	2-25	2-12
Punts-Average	3-30	2-27.5
Fumbles-Lost	1-0	2-1
Penalties-Yards Lost	2-10	7-57
Time of Possession	22:29	37:31

RUSHING

NO: Fenerty 8-29; Fourcade 2-13; Hilliard 4-13; Heyward 4-10
CHI: Anderson 27-102; Muster 12-71; Green 2-8; Tomczak 2-8

PASSING

NO: Walsh 16-6-1, 74 yards; Fourcade 18-5-2, 79 yards
CHI: Tomczak 25-12-0, 166 yards, 1 TD; Anderson 1-1-0, 22 yards

RECEIVING

NO: Fenerty 4-22; Martin 2-47; Scales 1-31; Tice 1-19; Brenner 1-17; Perriman 1-11; Turner 1-6
CHI: Anderson 4-42; Thornton 2-43, 1 TD; Gentry 2-41; Morris 2-28; Muster 2-21; Davis 1-13

POSTSEASON GAME SUMMARIES

ATLANTA FALCONS • 27 SAINTS • 20

NFC Wild Card Playoff (Dec. 28, 1991) - Louisiana Superdome (68,794)

Atlanta posted 10 unanswered points in the last 7:43 of the final quarter – including a 61-yard TD grab by WR **Michael Haynes** – to defeat the Saints, 27-20, in a Wild Card clash between division rivals. A TD pass from QB **Bobby Hebert** to WR **Floyd Turner** gave New Orleans a 7-0 advantage and K **Morten Andersen** increased the lead with a 45-yard FG. The Falcons got on the board when QB **Chris Miller** found WR **Andre Rison** for a 24-yard TD pass in the second quarter. K **Norm Johnson's** 44-yard FG with 0:37 left in the first half tied the score, but the Saints responded with a 35-yard FG by Andersen for a 13-10 advantage at halftime. Atlanta surged ahead with a TD early in the third quarter, but the Saints came back with RB **Dalton Hilliard's** one-yard TD plunge. A 36-yard FG by Johnson tied it up, and Haynes' long TD with 2:41 left provided the winning margin. Hebert was intercepted with 1:10 left at the Atlanta 35.

Atlanta Falcons			0	10	7	10	27
New Orleans Saints			7	6	0	7	20
Team	Q	Time	Play Description (Extra Point) (Drive Info)				V-H
NO	1	8:57	Turner 26 pass from Hebert (Andersen kick) (11-78, 6:03)				0-7
NO	2	11:37	Andersen 45 FG (6-24, 3:19)				0-10
ATL	2	5:28	Rison 24 pass from Miller (Johnson kick) (11-80, 6:11)				7-10
ATL	2	0:37	Johnson 44 FG (10-37, 2:13)				10-10
NO	2	0:00	Andersen 35 FG (4-41, 0:37)				10-13
ATL	3	9:59	Haynes 20 pass from Miller (Johnson kick) (9-84, 5:01)				17-13
NO	4	14:10	Hilliard 1 run (Andersen kick) (19-80, 10:49)				17-20
ATL	4	7:43	Johnson 36 FG (11-45, 6:27)				20-20
ATL	4	2:41	Haynes 61 pass from Miller (Johnson kick) (5-80, 1:53)				27-20

	ATL	NO
Total First Downs	20	23
Total Net Yards	334	330
Rushes-Yards	22-79	22-65
Net Yards Passing	255	265
Passing (A-C-I)	30-18-1	44-26-2
Sacked-Yards	5-36	1-8
Punts-Average	1-42	3-54
Fumbles-Lost	3-1	2-1
Penalties-Yards Lost	6-48	5-49
Time of Possession	26:52	33:08

RUSHING

ATL: Rozier 7-35; Pegram 11-26; Miller 4-18
NO: McAfee 14-49; Hebert 1-9; Hilliard 4-5, 1 TD; Jordan 3-2

PASSING

ATL: Miller 30-18-1, 291 yards, 3 TDs
NO: Hebert 44-26-2, 273 yards, 1 TD

RECEIVING

ATL: Haynes 6-144, 2 TDs; Pritchard 5-63; Rison 4-56, 1 TD; Thomas 1-19; Pegram 1-5; Dixon 1-4
NO: Martin 7-83; Turner 5-75, 1 TD; Early 5-41; Hilliard 5-33; Carroll 2-23; Tice 1-13; Jordan 1-5

PHILADELPHIA EAGLES • 36 SAINTS • 20

NFC Wild Card Playoff (Jan. 3, 1993) - Louisiana Superdome (68,893)

The Philadelphia Eagles rallied from a 20-7 deficit to defeat the Saints, 36-20, in an NFC Wild Card Playoff game at the Superdome. The Saints took a 7-0 lead in the first quarter when **Craig Heyward** scored on a one-yard run. The Eagles tied the game on a 57-yard TD pass but the Saints got a 17-7 halftime lead on a **Bobby Hebert** scoring pass and a 35-yard FG by K **Morten Andersen**. Andersen drilled another FG in the third quarter, but Philadelphia pulled to 20-10 on a **Roger Ruzek** 40-yard FG. The Eagles grabbed a 24-20 lead with TDs on their first two possessions of the fourth quarter and Hebert was sacked for a safety by DE **Reggie White**. Ruzek booted a 39-yard FG and CB **Eric Allen** returned an INT for another score in the final minutes.

Philadelphia Eagles			7	0	3	26	36
New Orleans Saints			7	10	3	0	20
Team	Q	Time	Play Description (Extra Point) (Drive Info)				V-H
NO	1	9:20	Heyward 1 run (Andersen kick) (8-73, 5:40)				0-7
PHI	1	3:22	Barnett 57 pass from Cunningham (Ruzek kick) (4-80, 2:15)				7-7
NO	2	8:18	Andersen 35 FG (13-71, 7:07)				7-10
NO	2	4:14	Early 7 pass from Hebert (Andersen kick) (4-53, 2:25)				7-17
NO	3	6:28	Andersen 42 FG (5-44, 3:25)				7-20
PHI	3	1:01	Ruzek 40 FG (9-39, 4:05)				10-20
PHI	4	10:37	Barnett 35 pass from Cunningham (Ruzek kick) (9-64, 4:08)				17-20
PHI	4	6:48	Sherman 6 run (Ruzek kick) (5-26, 3:27)				24-20
PHI	4	5:36	Hebert sacked by White for a safety				26-20
PHI	4	2:36	Ruzek 39 FG (7-40, 3:00)				29-20
PHI	4	2:17	Allen 18 interception return (Ruzek kick)				36-20

	PHI	NO
Total First Downs	19	20
Total Net Yards	349	360
Rushes-Yards	28-136	20-76
Net Yards Passing	213	284
Passing (A-C-I)	35-19-0	39-23-3
Sacked-Yards	1-6	1-7
Punts-Average	5-51.2	3-45.3
Fumbles-Lost	1-1	1-1
Penalties-Yards Lost	4-37	4-35
Time of Possession	31:25	28:35

RUSHING

PHI: Sherman 21-105, 1 TD; Cunningham 2-19; Walker 5-12
NO: Dunbar 4-28; Heyward 10-23, 1 TD; Hebert 3-18; Hilliard 3-7

PASSING

PHI: Cunningham 35-19-0, 219 yards, 2 TDs
NO: Hebert 39-23-3, 291 yards, 1 TD

RECEIVING

PHI: Byars 6-37; Barnett 4-102, 2 TDs; Williams 4-36; Sherman 3-29; Green 1-14; Walker 1-1
NO: Early 7-93, 1 TD; Martin 5-64; Dunbar 4-49; Heyward 3-45; Brenner 2-24; Hilliard 1-10; Small 1-6

POSTSEASON GAME SUMMARIES

SAINTS • 31 ST. LOUIS RAMS • 28

NFC Wild Card Playoff (Dec. 30, 2000) - Louisiana Superdome (64,900)

The Saints earned the first playoff win in franchise history by jumping ahead to a commanding lead early by scoring 31 unanswered points and weathering a late St. Louis rally at the Superdome. After a St. Louis TD in the first quarter, the Saints scored on five of their next nine possessions. QB **Aaron Brooks** found WR **Robert Wilson** for a 12-yard TD pass and K **Doug Brien** hit a 33-yard FG for a 10-7 lead. Brooks then connected with WR **Willie Jackson** on TD passes of 10, 49 and 16 yards for a 31-7 lead with 11:57 left. The Rams mounted a comeback as QB **Kurt Warner** threw two TD passes and ran for another TD to pull St. Louis within three points. The Saints were forced to punt with 1:51 remaining, but the return was muffed by WR **Az-Zahir Hakim**. FB **Brian Milne** recovered the loose ball to seal the win. Jackson tied an NFL Playoff record with three TD catches as part of a six-catch, 142-yard day.

St. Louis Rams			7	0	0	21	28
New Orleans Saints			0	10	7	14	31
Team	Q	Time	Play Description (Extra Point)		(Drive Info)		V-H
STL	1	5:58	Bruce 17 pass from Warner (Wilkins kick)		(11-68, 6:55)		7-0
NO	2	14:56	Wilson 12 pass from Brooks (Brien kick)		(11-70, 6:02)		7-7
NO	2	1:30	Brien 33 FG (4-5, 0:51)				7-10
NO	3	8:40	Jackson 10 pass from Brooks (Brien kick)		(7-45, 3:23)		7-17
NO	4	13:22	Jackson 49 pass from Brooks (Brien kick)		(5-74, 2:55)		7-24
NO	4	11:57	Jackson 16 pass from Brooks (Brien kick)		(1-16, 0:05)		7-31
STL	4	9:36	Proehl 17 pass from Warner (run failed)		(4-80, 2:21)		13-31
STL	4	3:52	Faulk 25 pass from Warner (Wilkins kick)		(3-62, 0:48)		20-31
STL	4	2:36	Warner 5 run (Faulk pass from Warner)		(5-47, 1:07)		28-31

	STL	NO
Total First Downs	17	17
Total Net Yards	384	301
Rushes-Yards	16-34	32-50
Net Yards Passing	350	251
Passing (A-C-I)	40-24-3	29-16-1
Sacked-Yards	2-7	6-12
Punts-Average	5-43.0	6-41.0
Fumbles-Lost	3-2	4-1
Penalties-Yards Lost	9-60	5-40
Time of Possession	28:29	31:31

RUSHING		PASSING		RECEIVING	
STL:	Faulk 14-24; Warner 1-1; TD; Watson 1-5	STL:	Warner 40-24-3, 365 yards, 3 TDs	STL:	Bruce 7-127, 1 TD; Faulk 7-99, 1 TD; Proehl 3-46, 1 TD; Williams 3-25; Hakim 2-42; Holt 2-26
NO:	Brooks 10-26; Allen 16-21; Morton 2-5; Moore 3-1; Jackson 1-3)	NO:	Brooks 29-16-1, 266 yards, 4 TDs	NO:	Jackson 6-142, 3 TDs; Wilson 3-41, 1 TD; Reed 3-27; Morton 2-34; A. Glover 1-16; Allen 1-6

MINNESOTA VIKINGS • 34 SAINTS • 16

NFC Divisional Playoff (Jan. 6, 2001) - Metrodome (63,881)

The Vikings raced out to a 21-point lead on the way to a 34-16 victory in the NFC Divisional Playoff game at the Metrodome. Minnesota QB **Daunte Culpepper** found WR **Randy Moss** for a 53-yard TD pass on the Vikings' opening series. The Saints pulled to 7-3, but Vikings K **Gary Anderson** hit a 24-yard FG and Culpepper connected with WR **Cris Carter** for a 17-yard TD to give Minnesota a 17-3 lead at halftime. The Vikings opened the second half with a 68-yard TD pass from Culpepper to Moss. The Saints added a TD pass from QB **Aaron Brooks** to TE **Dave Stachelski** to pull to 24-10, but the Vikings' Anderson hit a 44-yard FG and RB **Robert Smith** scored on a two-yard run for a 34-10 margin. New Orleans scored the game's final points as Brooks found WR **Willie Jackson** for a 48-yard TD pass with 2:19 left. Saints RB **Chad Morton** caught a then-NFL postseason record-tying 13 passes for 106 yards and Jackson added nine grabs for 125 yards.

New Orleans Saints			3	0	7	6	16
Minnesota Vikings			10	7	10	7	34
Team	Q	Time	Play Description (Extra Point)		(Drive Info)		V-H
MIN	1	11:57	Moss 53 pass from Culpepper (Anderson kick)		(3-64, 1:20)		0-7
NO	1	7:46	Brien 33 FG (10-65, 4:11)				3-7
MIN	1	1:36	Anderson 24 FG (12-67, 6:10)				3-10
MIN	2	1:29	Carter 17 pass from Culpepper (Anderson kick)		(7-73, 3:40)		3-17
MIN	3	13:33	Moss 68 pass from Culpepper (Anderson kick)		(3-77, 1:27)		3-24
NO	3	9:33	Stachelski 2 pass from Brooks (Brien kick)		(8-83, 4:00)		10-24
MIN	3	4:31	Anderson 44 FG (10-50, 5:02)				10-27
MIN	4	10:46	Smith 2 run (Anderson kick)		(8-29, 4:32)		10-34
NO	4	2:19	Jackson 48 pass from Brooks (pass failed)		(3-66, 0:58)		16-34

	NO	MIN
Total First Downs	19	18
Total Net Yards	355	429
Rushes-Yards	17-69	32-127
Net Yards Passing	286	302
Passing (A-C-I)	48-30-2	31-17-0
Sacked-Yards	2-9	0-0
Punts-Average	5-39.0	5-45.0
Fumbles-Lost	0-0	1-0
Penalties-Yards Lost	7-40	5-60
Time of Possession	27:49	32:11

RUSHING		PASSING		RECEIVING	
NO:	Brooks 5-29; Morton 5-25; Williams 6-14; Allen 1-1	NO:	Brooks 48-30-2, 295 yards, 2 TDs	NO:	Morton 13-106; Jackson 9-125, 1 TD; Reed 2-29; Poole 2-12; Wilson 1-14; A. Glover 1-5; Stachelski 1-2, 1 TD
MIN:	Smith 25-74, 1 TD; Culpepper 4-51; Morrow 3-2	MIN:	Culpepper 31-17-0, 302 yards, 3 TDs	MIN:	Carter 8-120, 1 TD; Moss 2-121, 2 TDs; Smith 2-25; Kleinsasser 2-18; Walters 1-7; Jordan 1-6; McWilliams 1-5

POSTSEASON GAME SUMMARIES

SAINTS • 27 PHILADELPHIA EAGLES • 24

NFC Divisional Playoff (Jan. 13, 2007) - Louisiana Superdome (70,001)

RB **Deuce McAllister** set a team playoff record with 143 rushing yards in leading the Saints to a come-from-behind victory over Philadelphia in the NFC Divisional Playoffs. McAllister, making his first NFL postseason appearance, rushed for one touchdown and caught another. New Orleans took the early lead after a pair of field goals, but Philadelphia struck on a 75-yard touchdown pass in the second quarter. The Saints responded with a lengthy drive capped by a four-yard TD burst by RB **Reggie Bush**, but the Eagles took a lead into halftime after an 80-yard touchdown drive. Philadelphia RB **Brian Westbrook** shook loose for a 65-yard touchdown run to open the second half, giving the Eagles a 21-13 advantage. But McAllister put the Saints ahead by capping the next two drives with a five-yard scoring run and an 11-yard TD reception. Philadelphia would add a field goal in the final quarter, but the Saints forced a punt on the Eagles' final possession, and the offense picked up a key first down to run out the clock and preserve the victory.

Philadelphia Eagles		0	14	7	3	24
New Orleans Saints		3	10	14	0	27
Team	Q	Time	Play Description (Extra Point) (Drive Info)			V-H
NO	1	9:24	Carney 33 FG (5-35, 2:05)			0-3
NO	2	14:46	Carney 23 FG (6-59, 1:33)			0-6
PHI	2	13:38	Stallworth 75 pass from Garcia (Akers kick) (3-76, 1:08)			7-6
NO	2	5:19	Bush 4 run (Carney kick) (14-78, 8:19)			7-13
PHI	2	0:50	Westbrook 1 run (Akers kick) (11-80, 4:29)			14-13
PHI	3	13:25	Westbrook 62 run (Akers kick) (3-80, 1:35)			21-13
NO	3	9:36	McAllister 5 run (Carney kick) (7-63, 3:49)			21-20
NO	3	1:05	McAllister 11 pass from Brees (Carney kick) (9-84, 6:21)			21-27
PHI	4	11:08	Akers 24 FG (9-64, 4:57)			24-27

	PHI	NO
Total First Downs	14	27
Total Net Yards	365	435
Rushes-Yards	20-123	37-208
Net Yards Passing	232	227
Passing (A-C-I)	30-15-0	32-20-0
Sacked-Yards	1-8	3-16
Punts-Average	6-38.5	3-40.3
Fumbles-Lost	1-0	2-1
Penalties-Yards Lost	6-39	3-35
Time of Possession	24:36	35:24

RUSHING		PASSING		RECEIVING	
PHI: Westbrook 13-116, 2 TDs; Garcia 4-9; Buckhalter 3(-2)		PHI: Garcia 30-15-0, 240 yards, 1 TD		PHI: Stallworth 3-100, 1 TD; Brown 3-76; Westbrook 3-5; Smith 2-23; Baskett 1-25; Buckhalter 1-8; Schobel 1-5; Tapeh 1-2	
NO: McAllister 21-143, 1 TD; Bush 12-52, 1 TD; Weatherford 1-15; Brees 3(-2)		NO: Brees 32-20-0, 243 yards, 1 TD		NO: Colston 5-55; Miller 4-64; McAllister 4-20, 1 TD; Bush 3-22; Henderson 1-35; Campbell 1-23; Owens 1-21; Copper 1-3	

CHICAGO BEARS • 39 SAINTS • 14

NFC Conference Championship (Jan. 21, 2007) - Soldier Field (61,817)

In the club's first appearance in the NFC Championship Game, after trailing 16-0 the Saints sliced the Bears' lead to two points and were behind by only four early in the fourth quarter, but four turnovers proved too difficult to overcome. A fumble led to Chicago's first field goal late in the first quarter, and another fumble on the ensuing kickoff added another three-pointer for the Bears a few minutes later. Chicago would drive for a field goal in the second quarter to go ahead 9-0 and march for a TD on its next drive to take a 16-0 lead. The Saints would get on the scoreboard when WR **Marques Colston** hauled in a 13-yard touchdown with 51 seconds remaining in the first half. Chicago's lead shrunk to 16-14 when RB **Reggie Bush** scored on an 88-yard TD early in the second half. But QB **Drew Brees** was flagged for intentional grounding in the end zone for a safety later in the third quarter, and the Bears wore down the Saints in the fourth quarter following a pair of New Orleans turnovers and after the Saints failed to convert on two fourth-down attempts.

New Orleans Saints		0	7	7	0	14
Chicago Bears		3	13	2	0	39
Team	Q	Time	Play Description (Extra Point) (Drive Info)			V-H
CHI	1	0:41	Gould 19 FG (11-35, 4:44)			0-3
CHI	2	13:40	Gould 43 FG (4-5, 1:53)			0-6
CHI	2	8:52	Gould 24 FG (8-43, 3:25)			0-9
CHI	2	1:56	Jones 2 run (Gould kick) (8-69, 3:55)			0-16
NO	2	0:46	Colston 13 pass from Brees (Carney kick) (8-73, 1:10)			7-16
NO	3	12:20	Bush 88 pass from Brees (Carney kick) (2-93, 0:53)			14-16
CHI	3	5:27	Penalty on Brees enforced in end zone for a Safety			14-18
CHI	4	14:23	Berrian 33 pass from Grossman (Gould kick) (5-85, 2:24)			14-25
CHI	4	11:37	Benson 12 run (Gould kick) (4-26, 2:04)			14-32
CHI	4	4:19	Jones 15 run (Gould kick) (5-30, 3:02)			14-39

	NO	CHI
Total First Downs	15	18
Total Net Yards	375	340
Rushes-Yards	12-56	46-196
Net Yards Passing	319	144
Passing (A-C-I)	49-27-1	26-11-0
Sacked-Yards	3-35	0-0
Punts-Average	5-38.8	7-47.4
Fumbles-Lost	4-3	1-0
Penalties-Yards Lost	7-47	1-5
Time of Possession	27:45	35:15

RUSHING		PASSING		RECEIVING	
NO: Bush 4-19; McAllister 6-18; Karney 1-11; Brees 1-8		NO: Brees 49-27-1, 354 yards, 2 TDs		NO: Bush 7-132, 1 TD; Colston 5-63, 1 TD; Miller 4-31; Copper 3-29; McAllister 3-27; Henderson 2-57; Campbell 2-6; Karney 1-9	
CHI: Jones 19-123, 2 TDs; Benson 24-60, 1 TD; Davis 1-16		CHI: Grossman 26-11-0, 144 yards, 1 TD		CHI: Berrian 5-85; 1 TD; McKie 3-6; Clark 1-30; Muhammad 1-20; Gilmore 1-3	

POSTSEASON GAME SUMMARIES

SAINTS • 45 ARIZONA CARDINALS • 14

NFC Divisional Playoff (Jan. 16, 2010) - Louisiana Superdome (70,149)

The Saints punched a ticket to their second NFC Championship appearance in four years by throttling the Cardinals. New Orleans survived a 70-yard rushing score by Arizona on the first play of the game to score three straight first quarter touchdowns, including runs by RBs **Lynell Hamilton** and **Reggie Bush** and a 17-yard TD pass from QB **Drew Brees** to TE **Jeremy Shockey**. After Arizona RB **Beanie Wells** closed the score to 21-14 with a second quarter four-yard TD run, the Saints ran up 24 more unanswered points, punctuated by an 83-yard punt return for a score by Bush. After giving up the initial touchdown run, the Saints defense would only allow 31 more yards on the ground and forced two turnovers. The Saints controlled the ball for over 36 minutes and rolled up 27 first downs and 418 yards in the win.

Arizona Cardinals		7	7	0	0	14
New Orleans Saints		21	14	10	0	45
Team	Q Time	Play Description (Extra Point) (Drive Info)				V-H
ARZ	1 14:41	Hightower 70 run (Rackers kick) (1-70, 0:19)				7-0
NO	1 9:17	Hamilton 1 run (Hartley kick) (10-72, 5:24)				7-7
NO	1 7:02	Shockey 17 pass from Brees (Hartley kick) (4-37, 1:58)				7-14
NO	1 2:31	Bush 46 run (Hartley kick) (5-77, 2:54)				7-21
ARZ	2 9:40	Wells 4 run (Rackers kick) (9-80, 5:07)				14-21
NO	2 6:48	Henderson 44 pass from Brees (Hartley kick) (6-83, 2:52)				14-28
NO	2 1:10	Colston 2 pass from Brees (Hartley kick) (8-27, 4:38)				14-35
NO	3 8:26	Hartley 43 FG (6-39, 2:10)				14-38
NO	3 6:42	Bush 83 punt return (Hartley kick)				14-45

	ARZ	NO
Total First Downs	15	27
Total Net Yards	359	418
Rushes-Yards	15-101	34-171
Net Yards Passing	258	247
Passing (A-C-I)	36-24-1	32-23-0
Sacked-Yards	1-8	0-0
Punts-Average	6-43.5	4-42.8
Fumbles-Lost	3-1	0-0
Penalties-Yards Lost	3-22	6-44
Time of Possession	23:33	36:27

RUSHING
ARZ: Hightower 6-87, 1 TD; Wells 5-7, 1 TD; Stephens-Howling 2-4; Wright 1-3; Warner 1-0
NO: Bush 5-84, 1 TD; P.Thomas 13-52; Hamilton 5-23, 1 TD; Bell 6-11; Meachem 1-4; D.Thomas 1-0; Brees 3(-3)

PASSING
ARZ: Warner 26-17-1, 205 yards; Leinart 10-7-0, 61 yards
NO: Brees 32-23-0, 247 yards, 3 TDs

RECEIVING
ARZ: Doucet 8-68; Fitzgerald 6-77; Breaston 4-52; Hightower 3-27; Urban 2-34; Becht 1-8
NO: Colston 6-83, 1 TD; Henderson 4-80, 1 TD; Bush 4-24; P.Thomas 4-18; Shockey 3-36, 1 TD; Moore 2-6

SAINTS • 31 MINNESOTA VIKINGS • 28 (OT)

NFC Conference Championship (Jan. 24, 2010) - Louisiana Superdome (71,276)

K **Garrett Hartley** hit a 40-yard field goal straight through the uprights in overtime to give the Saints a 31-28 victory and the club's first trip to the Super Bowl. The Vikings took an early 7-0 lead on a 19-yard TD run by RB **Adrian Peterson**. The Saints tied the score when QB **Drew Brees** threw a screen to RB **Pierre Thomas**, which he took 38 yards for a TD. The Vikings took the lead back at the end of the first quarter on a five-yard scoring pass from QB **Brett Favre** to WR **Sidney Rice**. New Orleans took their first lead in the third quarter following a nine-yard TD pass from Brees to WR **Devery Henderson** and a nine-yard scoring run by Thomas. Peterson would run for two more TDs and CB **Tracy Porter** picked off Favre at the end of the fourth quarter to force overtime. The Saints opened up overtime with possession and scored on the drive.

Minnesota Vikings		14	0	7	7	0	28
New Orleans Saints		7	7	7	7	3	31
Team	Q Time	Play Description (Extra Point) (Drive Info)				V-H	
MIN	1 9:35	Peterson 19 run (Longwell kick) (10-80, 5:25)				7-0	
NO	1 6:30	P.Thomas 38 pass from Brees (Hartley kick) (7-76, 3:05)				7-7	
MIN	1 2:11	Rice 5 pass from Favre (Longwell kick) (10-73, 4:19)				14-7	
NO	2 10:30	Henderson 9 pass from Brees (Hartley kick) (7-64, 2:51)				14-14	
NO	3 12:56	P.Thomas 9 run (Hartley kick) (4-37, 2:04)				14-21	
MIN	3 7:35	Peterson 1 run (Longwell kick) (9-80, 5:21)				21-21	
NO	4 12:39	Bush 5 pass from Brees (Hartley kick) (3-7, 1:31)				21-28	
MIN	4 4:58	Peterson 2 run (Longwell kick) (7-57, 2:59)				28-21	
NO	OT 10:15	Hartley 40 FG (10-39, 4:45)				28-31	

	MIN	NO
Total First Downs	31	15
Total Net Yards	475	257
Rushes-Yards	36-165	23-68
Net Yards Passing	310	189
Passing (A-C-I)	46-28-2	31-17-0
Sacked-Yards	0-0	1-8
Punts-Average	4-39.0	7-51.3
Fumbles-Lost	6-3	1-1
Penalties-Yards Lost	5-32	2-14
Time of Possession	36:49	27:56

RUSHING
MIN: Peterson 25-122, 3 TDs; Taylor 6-28; Harvin 4-15; Favre 1-0
NO: P.Thomas 14-61, 1 TD; Bush 7-8; Brees 1-0; Hamilton 1(-1)

PASSING
MIN: Favre 46-28-2, 310 yards, 1 TD
NO: Brees 31-17-0, 197 yards, 3 TDs

RECEIVING
MIN: Berrian 9-102; Harvin 5-38; Shiancoe 4-83; Rice 4-43, 1 TD; Taylor 3-18; Peterson 2-14; Kleinsasser 1-12
NO: Henderson 4-39, 1 TD; D.Thomas 3-32; P.Thomas 2-38, 1 TD; Bush 2-33, 1 TD; Colston 2-22; Meachem 2-19; Shockey 1-9; Moore 1-5

POSTSEASON GAME SUMMARIES

SAINTS • 31 INDIANAPOLIS COLTS • 17

Super Bowl XLIV (Feb. 7, 2010) - Sun Life Stadium (74,059)

Leading 24-17 and trying to stop the Colts offense, CB **Tracy Porter** intercepted a QB **Payton Manning** pass and raced 74 yards for a touchdown that gave the Saints their first Super Bowl title. The Saints staved off two consecutive Colts drives that gave them an early 10-0 lead and responded with two long field goals by K **Garrett Hartley**. The Saints started the second half with a surprise onside kick, which was recovered by S **Chris Reis** and would lead to a 16-yard pass play on a screen from QB **Drew Brees** to RB **Pierre Thomas** to take a 13-10 lead. The Colts took the lead back midway through the third quarter on a four-yard run by RB **Joseph Addai**. New Orleans struck back with their first of 18 unanswered points when Hartley kicked his third field goal, a 47-yarder to put the Saints within one point near the end of the third quarter. The Saints took the lead for good late in the fourth quarter when Brees found TE **Jeremy Shockey** for a two-yard TD, followed by a two-point conversion on a pass play to WR **Lance Moore**.

New Orleans Saints			0	6	10	15	31
Indianapolis Colts			10	0	7	0	17
Team	Q	Time	Play Description (Extra Point) (Drive Info)				V-H
IND	1	7:29	Stover 38 FG (11-53, 5:53)				0-3
IND	1	0:36	Garcon 19 pass from Manning (Stover kick) (11-96, 4:36)				0-10
NO	2	9:34	Hartley 46 FG (11-60, 6:02)				3-10
NO	2	0:00	Hartley 44 FG (5-26, 0:35)				6-10
NO	3	11:41	P. Thomas 16 pass from Brees (Hartley kick) (6-58, 3:19)				13-10
IND	3	6:15	Addai 4 run (Stover kick) (10-76, 5:26)				13-17
NO	3	2:01	Hartley 47 FG (8-37, 4:14)				16-17
NO	4	5:42	Shockey 2 pass from Brees (Brees-Moore pass) (9-59, 4:57)				24-17
NO	4	3:12	Porter 74 interception return (Hartley kick)				31-17

	NO	IND
Total First Downs	20	23
Total Net Yards	332	432
Rushes-Yards	18-51	19-99
Net Yards Passing	281	333
Passing (A-C-I)	39-32-0	45-31-1
Sacked-Yards	1-7	0-0
Punts-Average	2-44.0	2-45.0
Fumbles-Lost	0-0	0-0
Penalties-Yards Lost	3-19	5-45
Time of Possession	30:11	29:49

RUSHING

NO: P. Thomas 9-30; Bush 5-25; Bell 2-4; Brees 1-(-1); Henderson 1-(-7)
IND: Addai 13-77, 1 TD; Brown 4-18; Hart 2-4

PASSING

NO: Brees 39-32-0, 288 yards, 2 TDs
IND: Manning 45-31-1, 333 yards, 1 TD

RECEIVING

NO: Colston 7-83; Henderson 7-63; P. Thomas 6-55, 1 TD; Bush 4-38; Shockey 3-13, 1 TD; Moore 2-21; Meachem 2-6; D. Thomas 1-9
IND: Clark 7-86; Addai 7-58; Collie 6-66; Garcon 5-66, 1 TD; Wayne 5-46; Brown 1-11

SEATTLE SEAHAWKS • 41 SAINTS • 36

NFC Wild Card Playoff (Jan. 8, 2011) - Qwest Field (66,336)

Seattle rebounded from 10-0 and 17-7 first half deficits to eventually stake out a 24-20 halftime lead and defeat the Saints 41-36 to end their season. The Saints got off to a quick 10-0 start on a 26-yard field goal by K **Garrett Hartley** and a one-yard touchdown pass from QB **Drew Brees** to FB **Heath Evans**. The Seahawks would outscore the Saints 24-10 in the rest of the first half, powered by three TD passes by QB **Matt Hasselbeck**. The Saints got within four with 9:13 left on a 21-yard field goal by Hartley, but a 67-yard touchdown run by RB **Marshawn Lynch** gave Seattle an 11-point lead with 3:22 left.

New Orleans Saints			10	10	0	16	36
Seattle Seahawks			7	17	10	7	41
Team	Q	Time	Play Description (Extra Point) (Drive Info)				V-H
NO	1	11:43	Hartley 26 FG (8-52, 3:17)				3-0
NO	1	6:21	Evans 1 pass from Brees (Hartley kick) (8-35, 4:11)				10-0
SEA	1	3:38	Carlson 11 pass from Hasselbeck (Mare kick) (6-57, 2:43)				10-7
NO	2	13:38	Jones 5 run (Hartley kick) (10-83, 5:00)				17-7
SEA	2	11:00	Carlson 7 pass from Hasselbeck (Mare kick) (5-70, 2:38)				17-14
SEA	2	7:03	Mare 29 FG (4-8, 1:47)				17-17
SEA	2	1:15	Stokley 45 pass from Hasselbeck (Mare kick) (9-76, 3:48)				17-24
NO	2	0:00	Hartley 22 FG (11-77, 1:15)				20-24
SEA	3	11:48	Williams 38 pass from Hasselbeck (Mare kick) (7-79, 3:12)				20-31
SEA	3	5:27	Mare 39 FG (9-33, 4:12)				20-34
NO	4	13:11	Jones 4 run (Hartley kick) (12-87, 4:42)				27-34
NO	4	9:13	Hartley 21 FG (8-53, 3:27)				30-34
SEA	4	3:22	Lynch 67 run (Mare kick) (2-67, 0:58)				30-41
NO	4	1:30	Henderson 6 pass from Brees (run failed) (9-70, 1:52)				36-41

	NO	SEA
Total First Downs	32	19
Total Net Yards	474	415
Rushes-Yards	22-77	24-150
Net Yards Passing	397	265
Passing (A-C-I)	60-39-0	35-22-1
Sacked-Yards	1-7	2-7
Punts-Average	4-47.8	4-38.8
Fumbles-Lost	2-1	0-0
Penalties-Yards Lost	7-39	6-39
Time of Possession	32:01	27:59

RUSHING

NO: Jones 15-59, 2 TDs; Bush 5-12; Brees 2-6
SEA: Lynch 19-131, 1 TD; Forsett 4-20; Hasselbeck 1-(-1)

PASSING

NO: Brees 60-39-0, 404 yards, 2 TDs
SEA: Hasselbeck 35-22-1, 272 yards, 4 TDs

RECEIVING

NO: Henderson 7-77, 1 TD; Jones 6-61; Bush 5-37; Colston 4-66; Moore 4-49; Thomas 4-38; Evans 4-23, 1 TD; Meachem 3-29; Shockey 2-24
SEA: Williams 5-68, 1 TD; Obamanu 5-43; Stokley 4-73, 1 TD; Carlson 3-17, 2 TDs; Forsett 2-12; Morrish 1-39; Martin 1-15; Tate 1-5

POSTSEASON GAME SUMMARIES

SAINTS • 45 DETROIT LIONS • 28

NFC Wild Card Playoff (Jan. 7, 2012) - Mercedes-Benz Superdome (70,038)

The Saints rebounded from a 14-10 halftime deficit and set an NFL postseason single-game record with 626 total net yards to defeat Detroit 45-28 in the NFC Wild Card playoff and advance to the divisional round. After the Lions struck first on a 10-yard TD pass from QB **Matthew Stafford** to TE **Will Heller**, the Saints evened the score on a two-yard TD run by RB **Darren Sproles**. Stafford found WR **Calvin Johnson** for a 13-yard TD midway through the second quarter, but the Saints would score 17 unanswered points through the third quarter to take the lead for good. Overall, the Saints would outscore the Lions 35-14 in the second half, powered by three TD passes by QB **Drew Brees** and Sproles' second rushing score and a one-yard rush for a TD by RB **Pierre Thomas**. Two fourth quarter interceptions by CB **Jabari Greer** stifled Stafford, Johnson and the potent Detroit offense, ending their season.

			7	7	7	7	28
Detroit Lions			0	10	14	21	45
New Orleans Saints							
Team	Q	Time	Play Description (Extra Point) (Drive Info)				V-H
DET	1	10:58	Heller 10 pass from Stafford (Hanson kick) (8-80, 4:02)				7-0
NO	2	14:01	Sproles 2 run (Kasay kick) (11-89, 5:19)				7-7
DET	2	9:11	Johnson 13 pass from Stafford (Hanson kick) (9-87, 4:50)				14-7
NO	2	0:00	Kasay 24 FG (14-78, 5:03)				14-10
NO	3	13:09	Henderson 41 pass from Brees (Kasay kick) (4-78, 1:51)				14-17
NO	3	4:03	Graham 3 pass from Brees (Kasay kick) (13-92, 6:27)				14-24
DET	3	1:08	Stafford 1 run (Hanson kick) (8-80, 2:55)				21-24
NO	4	9:53	Sproles 17 run (Kasay kick) (14-80, 6:15)				21-31
NO	4	7:29	Meachem 56 pass from Brees (Kasay kick) (4-61, 2:14)				21-38
DET	4	4:40	Johnson 12 pass from Stafford (Hanson kick) (9-79, 2:49)				28-38
NO	4	3:36	Thomas 1 run (4-44, 1:04)				28-45

	DET	NO
Total First Downs	22	34
Total Net Yards	412	626
Rushes-Yards	10-32	36-167
Net Yards Passing	380	459
Passing (A-C-I)	43-282	43-333-0
Sacked-Yards	0-0	2-7
Punts-Average	3-42.3	0-0.0
Fumbles-Lost	0-0	2-2
Penalties-Yards Lost	7-64	3-18
Time of Possession	22:24	37:36

RUSHING

DET: Smith 6-21; Young 1-8; Burleson 1-2; Stafford 2-1
NO: Thomas 8-66, 1 TD; Sproles 10-51, 2 TDs; Ivory 13-47; Henderson 1-4; Brees 4-(-1)

PASSING

DET: Stafford 43-28-2, 380 yards, 3 TDs
NO: Brees 43-33-0, 466 yards, 3 TDs

RECEIVING

DET: Johnson 12-211, 2 TDs; Burleson 4-5; Pettigrew 4-49; Young 4-33; Smith 2-10; Heller 1-10, 1 TD; Scheffler 1-7;
NO: Colston 7-120; Graham 7-55, 1 TD; PThomas 6-55; Meachem 4-111, 1 TD; Sproles 4-34; Henderson 2-64, 1 TD; Collins 2-20; Arrington 1-7

SAN FRANCISCO 49ERS • 36 SAINTS • 32

NFC Divisional Playoff (Jan. 14, 2012) - Candlestick Park (69,732)

After trailing by as many as 17 points, New Orleans rebounded to take a 32-29 fourth quarter lead, but a 14-yard TD pass from QB **Alex Smith** to TE **Vernon Davis** with nine seconds left ended the Saints' season at the hands of San Francisco. The 49ers got off to a 17-0 start but a pair of **Drew Brees** TD passes dropped the halftime deficit to 17-14. A 49ers field goal was the only scoring of the third quarter and following a 37-yard field goal by San Francisco K **David Akers** midway through the final period, the two clubs would score two touchdowns apiece. RB **Darren Sproles** set a postseason single-game NFL receiving record with 15 grabs for 118 yards with a fourth quarter 44-yard touchdown.

			0	14	0	18	32
New Orleans Saints			14	3	3	16	36
San Francisco 49ers							
Team	Q	Time	Play Description (Extra Point) (Drive Info)				V-H
SF	1	2:08	V. Davis 49 pass from Alex Smith (Akers kick) (2-54, 0:46)				0-7
SF	1	0:41	Crabtree 4 pass from Alex Smith (Akers kick) (3-4, 0:15)				0-14
SF	2	14:12	Akers 25 FG (4-6, 1:23)				0-17
NO	2	9:32	Graham 14 pass from Brees (Kasay kick) (9-80, 4:40)				7-17
NO	2	4:09	Colston 25 pass from Brees (Kasay kick) (7-66, 3:04)				14-17
SF	3	10:36	Akers 41 FG (4-3, 0:59)				14-20
NO	4	13:08	Kasay 48 FG (9-37, 3:26)				17-20
SF	4	7:36	Akers 37 FG (5-45, 3:02)				17-23
NO	4	4:02	Sproles 44 pass from Brees (Kasay kick) (9-79, 3:34)				24-23
SF	4	2:11	Alex Smith 28 run (run failed) (6-80, 1:51)				24-29
NO	4	1:37	Graham 66 pass from Brees (Brees-Sproles pass) (4-88, 0:34)				32-29
SF	4	0:09	V. Davis 14 pass from Alex Smith (Akers kick) (7-85, 1:28)				32-36

	NO	SF
Total First Downs	26	17
Total Net Yards	472	407
Rushes-Yards	14-37	22-143
Net Yards Passing	435	264
Passing (A-C-I)	63-40-2	42-24-0
Sacked-Yards	3-27	4-35
Punts-Average	5-45.4	8-49.5
Fumbles-Lost	3-3	3-1
Penalties-Yards Lost	0-0	3-33
Time of Possession	31:20	28:40

RUSHING

NO: Ivory 9-23; Thomas 1-6; Brees 1-5; Sproles 3-3
SF: Gore 13-89; Alex Smith 1-28, 1 TD; Hunter 6-23; Ginn, 1-3; Dixon 1-0

PASSING

NO: Brees 63-40-2, 462 yards, 4 TDs
SF: Alex Smith 42-24-0, 299 yards, 3 TDs

RECEIVING

NO: Sproles 15-118, 1 TD; Colston 9-136, 1 TD; Graham 5-103, 1 TD; Henderson 4-49; Meachem 3-19; Arrington 1-14; Higgins 1-10; Collins 1-8; Thomas 1-4
SF: V. Davis 7-180, 2 TDs; Gore 7-38; Crabtree 4-25, 1 TD; K. Williams 2-12; Miller 1-16; Hunter 1-13; Ginn 1-11; Peelle 1-4

POSTSEASON GAME SUMMARIES

SAINTS • 26 PHILADELPHIA EAGLES • 24

NFC Wild Card Playoff (Jan. 4, 2014) - Lincoln Financial Field (69,144)

The Saints walked away with the franchise's first postseason road victory following a 32-yard field goal by K **Shayne Graham** as time expired at Lincoln Financial Field. The Saints took a 3-0 lead in the second quarter when Graham drilled a 36-yard kick. The Eagles took the lead on a 10-yard TD pass but the Saints got within one at the end of the half with a 46-yard Graham kick. In the third quarter, the Saints took a 20-7 lead on a QB **Drew Brees** 24-yard scoring pass to WR **Lance Moore** and a four-yard TD run by RB **Mark Ingram II**. Philadelphia pulled to 20-17 on a one-yard TD run by RB **LeSean McCoy** and an **Alex Henery** 31-yard FG. The Eagles grabbed a 24-23 lead with a three-yard TD pass from QB **Nick Foles** to TE **Zach Ertz**. Brees led the Saints on a 10-play, 34-yard drive for the game-winning field goal.

New Orleans Saints			0	6	14	6	26
Philadelphia Eagles			0	7	7	10	24
Team	Q	Time	Play Description (Extra Point) (Drive Info)				V-H
NO	2	8:37	S. Graham 36 FG (11-43, 5:45)				3-0
PHI	2	1:48	Cooper 10 pass from Foles (Henery kick) (6-44, 2:24)				3-7
NO	2	0:00	S. Graham 46 FG (8-47, 1:48)				6-7
NO	3	10:08	Moore 24 pass from Brees (S. Graham kick) (6-53, 3:34)				13-7
NO	3	3:54	Ingram 4 run (S. Graham kick) (8-66, 4:52)				20-7
PHI	3	0:32	McCoy 1 run (Henery kick) (7-65, 3:22)				20-14
PHI	4	11:14	Henery 31 FG (7-28, 2:59)				20-17
NO	4	8:04	S. Graham 35 FG (7-58, 3:10)				23-17
PHI	4	4:54	Ertz 3 pass from Foles (Henery kick) (8-77, 3:10)				23-24
NO	4	0:00	S. Graham 32 FG (10-34, 4:54)				26-24

	NO	PHI
Total First Downs	26	17
Total Net Yards	434	256
Rushes-Yards	36-185	22-80
Net Yards Passing	249	176
Passing (A-C-I)	30-20-2	33-23-0
Sacked-Yards	2-1	2-19
Punts-Average	3-35.0	5-48.8
Fumbles-Lost	0-0	0-0
Penalties-Yards Lost	7-85	4-38
Time of Possession	34:53	25:07

RUSHING		PASSING		RECEIVING	
NO: Ingram 18-97, 1 TD; Robinson 8-45; Sproles 4-29; Brees 1-13; Stills 1-1		NO: Brees 30-20-2, 250 yards, 1 TD PHI: Foles 33-23-0, 195 yards, 2 TDs		NO: Sproles 4-31; J. Graham 3-44; Stills 3-35; Ingram 3-17; Moore 2-31, 1 TD; Colston 2-16; Meachem 1-40; Watson 1-27, Hill 1-9 PHI: Cooper 6-68, 1 TD; Avant 5-21; McCoy 4-15; Jackson 3-53; Ertz 3-22, 1 TD; Celek 2-16	
PHI: McCoy 21-77, 1 TD					

SEATTLE SEAHAWKS • 23 SAINTS • 15

NFC Divisional Playoff (Jan. 11, 2014) - CenturyLink Field (63,388)

Held scoreless until a fourth quarter rally, New Orleans was unable to overcome a 16-0 halftime deficit to the Seahawks who put an end to their playoff run. After New Orleans was forced into a three-and-out on the game's opening drive, Seattle took advantage of a 16-yard punt by P **Thomas Morstead** in windy conditions to set up a 38-yard field goal by K **Steve Hauschka**. Hauschka drilled another FG in the first quarter and Seattle increased their lead to 16-0 in the second quarter on a 15-yard TD run by RB **Marshawn Lynch** and a 26-yard FG. Following a scoreless third quarter, The Saints trimmed the deficit to 16-8 at the start of the fourth quarter on a one-yard TD run by RB **Khiry Robinson** followed by a two-point conversion by RB **Mark Ingram**. Late in the fourth quarter, a missed field goal attempt by New Orleans gave Seattle favorable field position and Lynch ran in a 31-yard TD. QB **Drew Brees** connected on a nine-yard TD with WR **Marques Colston** with 26 seconds left, but time ran out on the rally after the Saints recovered the onside kick.

New Orleans Saints			0	0	0	15	15	
Seattle Seahawks			6	10	0	7	23	
Team	Q	Time	Play Description (Extra Point) (Drive Info)					V-H
SEA	1	10:19	Hauschka 38 FG (6-20, 3:20)					0-3
SEA	1	0:37	Hauschka 49 FG (9-34, 4:26)					0-6
SEA	2	14:17	Lynch 15 run (Hauschka kick) (2-24, 0:34)					0-13
SEA	2	1:18	Hauschka 26 FG (12-63, 4:44)					0-16
NO	4	13:11	Robinson 1 run (Ingram run) (9-74, 4:27)					8-16
SEA	4	2:40	Lynch 31 run (Hauschka kick) (4-62, 1:11)					8-23
NO	4	0:26	Colston 9 pass from Brees (S. Graham kick) (9-80, 2:14)					15-23

	NO	SEA
Total First Downs	25	13
Total Net Yards	204	277
Rushes-Yards	26-108	35-174
Net Yards Passing	296	103
Passing (A-C-I)	43-24-0	18-9-0
Sacked-Yards	1-8	3-0
Punts-Average	4-38.8	6-36.7
Fumbles-Lost	2-1	0-0
Penalties-Yards Lost	8-69	6-52
Time of Possession	30:30	29:30

RUSHING		PASSING		RECEIVING	
NO: Robinson 13-57, 1 TD; Ingram 10-49; Sproles 3-2		NO: Brees 43-24-0, 304 yards, 1 TD SEA: Wilson 18-9-0, 103 yards		NO: Colston 11-139, 1 TD; Sproles 5-32; Meachem 2-69; Moore 2-20; Hill 1-23; Robinson 1-13; J. Graham 1-8; Watson 1-0 SEA: Harvin 3-21; Baldwin 2-30; Kearse 1-25; Tate 1-13; Miller 1-11; Lynch 1-3	
SEA: Lynch 28-140, 2 TDs; Wilson 3-16; Turbin 3-9; Harvin 1-9					

POSTSEASON GAME SUMMARIES

SAINTS • 31 CAROLINA PANTHERS • 26

NFC Wild Card Playoff (Jan. 7, 2018) - Mercedes-Benz Superdome (73,186)

In the team's first playoff game in New Orleans since the 2011 season, the Saints jumped out to a 21-6 second quarter lead before holding on for the 31-26 Wild Card victory. After both teams failed to score on their first two possessions, QB **Drew Brees** completed an 80-yard pass to WR **Ted Ginn Jr.** In between two Panthers field goals, the Saints extended the lead to 21-6 on a nine-yard TD pass to TE **Josh Hill** and a one-yard TD run by FB **Zach Line**, but the Panthers got within 12 at the end of the half with a 58-yard **Graham Gano** kick. In the third quarter, the clubs traded field goals. Carolina pulled to 24-19 on a 14-yard TD pass from QB **Cam Newton** to TE **Greg Olsen**. But Brees led the Saints on a five-play, 62-yard drive with a two-yard TD run by RB **Alvin Kamara**. Behind 31-26, Panthers S **Mike Adams** picked off Brees with 1:51 left, but a sack by S **Vonn Bell** on fourth and 23 sealed the win.

Carolina Panthers		0	9	3	14	26
New Orleans Saints		7	14	3	7	31
Team	Q Time	Play Description (Extra Point) (Drive Info)				V-H
NO	1 1:46	Ginn 80 pass from Brees (Lutz kick) (2-80, 0:18)				0-7
CAR	2 14:12	Gano 27 FG (6-66, 2:34)				3-7
NO	2 9:04	J. Hill 9 pass from Brees (Lutz kick) (9-75, 5:08)				3-14
CAR	2 2:47	Gano 39 FG (12-54, 6:17)				6-14
NO	2 0:43	Line 1 run (Lutz kick) (8-75, 2:04)				6-21
CAR	2 0:00	Gano 58 FG (5-35, 0:43)				9-21
CAR	3 10:58	Gano 29 FG (9-64, 4:02)				12-21
NO	3 6:05	Lutz 57 FG (10-36, 4:53)				12-24
CAR	4 12:47	Olsen 14 pass from Newton (Gano kick) (8-68, 3:45)				19-24
NO	4 5:08	Kamara 2 run (Lutz kick) (5-62, 3:02)				19-31
CAR	4 4:09	McCaffrey 56 pass from Newton (Gano kick) (3-75, 0:59)				26-31

Total First Downs	CAR	NO
Total Net Yards	413	410
Rushes-Yards	26-107	22-41
Net Yards Passing	306	369
Passing (A-C-I)	41-240	33-231
Sacked-Yards	4-43	1-7
Punts-Average	3-48.3	4-45.8
Fumbles-Lost	1-0	1-0
Penalties-Yards Lost	2-18	7-96
Time of Possession	33:49	26:11

RUSHING		PASSING		RECEIVING	
CAR: Stewart 11-51; Newton 8-37; McCaffrey 6-16; Whittaker 1-3		CAR: Newton 40-24-0, 349 yards, 2 TDs; Anderson 1-0-0, 0 yards		CAR: Olsen 8-107, 1 TD; McCaffrey 6-101, 1 TD; Funchess 4-79; Clay 3-32; Bersin 2-27; Dickson 1-3;	
NO: Kamara 10-23, 1 TD; Ingram 9-22; Line 1-1, 1 TD; Brees 1-(-1); Lewis 1-(-4)		NO: Brees 33-23-1, 376 yards, 2 TDs		NO: Thomas 8-131; Ginn 4-115, 1 TD; Coleman 4-44; J. Hill 3-49, 1 TD; Ingram 1-13; Kamara 1-10; Snead 1-7; Line 1-7	

MINNESOTA VIKINGS • 29 SAINTS • 24

NFC Divisional Playoff (Jan. 14, 2018) - U.S. Bank Stadium (66,612)

The Saints' resurgent season ended at U.S. Bank Stadium, as Vikings receiver **Stefon Diggs** scored on a 61-yard reception from quarterback **Case Keenum** as time expired. The play ended an inspired effort by New Orleans who rebounded from a 17-0 halftime deficit to take a 24-23 lead on a 43-yard field goal by **Wil Lutz**. Minnesota increased their lead to 17-0 in the second quarter on a one-yard rushing TD by **Latavius Murray**. The Saints charged back on two touchdown receptions by **Michael Thomas**. A 49-yard field goal by Vikings kicker **Kai Forbath** was answered by a 14-yard touchdown pass from **Drew Brees** to **Alvin Kamara** to give New Orleans a 21-20 lead with 3:01 left. The clubs traded field goals, but the late catch-and-run extinguished New Orleans' hopes.

New Orleans Saints		0	0	7	17	24
Minnesota Vikings		10	7	0	7	29
Team	Q Time	Play Description (Extra Point) (Drive Info)				V-H
MIN	1 9:45	McKinnon 14 run (Forbath kick) (8-55, 4:15)				0-7
MIN	1 4:42	Forbath 20 FG (7-79, 2:27)				0-10
MIN	2 9:58	Murray 1 run (Forbath kick) (12-58, 6:08)				0-17
NO	3 1:18	Thomas 14 pass from Brees (Lutz kick) (12-80, 6:40)				7-17
NO	4 13:09	Thomas 3 pass from Brees (Lutz kick) (6-30, 3:00)				14-17
NO	4 10:12	Forbath 49 FG (7-44, 2:57)				14-20
NO	4 3:01	Kamara 14 pass from Brees (Lutz kick) (4-40, 2:20)				21-20
MIN	4 1:29	Forbath 53 FG (9-40, 1:32)				21-23
NO	4 0:25	Lutz 43 FG (11-50, 1:04)				24-23
MIN	4 0:00	Diggs 61 pass from Keenum (run failed) (4-75, 0:25)				24-29

Total First Downs	NO	MIN
Total Net Yards	23	24
Rushes-Yards	358	403
Net Yards Passing	24-80	29-95
Passing (A-C-I)	278	308
Sacked-Yards	41-25.2	40-25.1
Punts-Average	2-16	2-10
Fumbles-Lost	4-48.0	4-31.8
Penalties-Yards Lost	1-0	0-0
Time of Possession	7-97	4-30
	26:43	33:17

RUSHING		PASSING		RECEIVING	
NO: Kamara 11-43; Ingram 10-25; Ginn 1-11; Brees 2-1		NO: Brees 40-25-2, 294 yards, 3 TD; Snead 1-0-0, 0 yards		NO: Ginn 8-72; Thomas 7-85, 2 TDs; Kamara 4-62, 1 TD; J. Hill 3-54; Snead 12-18; Ingram 1-3	
MIN: Murray 19-50, 1 TD; McKinnon 8-34, 1 TD; Ham 1-7; Keenum 1-4		MIN: Keenum 40-25-1, 318 yards, 1 TD		MIN: Diggs 6-137, 1 TD; Thielen 6-74; Rudolph 5-28; Wright 3-56; McKinnon 3-6; Murray 2-17	

POSTSEASON GAME SUMMARIES

SAINTS • 20 PHILADELPHIA EAGLES • 14

NFC Divisional Playoff (Jan. 13, 2019) - Mercedes-Benz Superdome (73,027)

Facing a defending Super Bowl champion in the postseason for the first time since 2000, the Saints knocked off the early rust of a 14-0 first quarter deficit to score 20 unanswered points for the remaining scoring in the contest. On the first play from scrimmage, a long pass attempt by QB **Drew Brees** intended for WR **Ted Ginn Jr.** was intercepted by Eagles CB **Cre'Veon LeBlanc**. Philadelphia QB **Nick Foles** then engineered a seven-play, 76-yard drive that ended with a 37-yard TD pass to **Jordan Matthews**. Philadelphia and New Orleans then traded touchdowns and **K Wil Lutz** drilled a 45-yard field goal with six seconds left in the first half to put the Saints within four. In the third quarter, New Orleans pulled to a 17-14 lead on a two-yard TD pass from Brees to WR **Michael Thomas** on an 18-play, 92-yard drive. Behind 20-14, Foles brought the Eagles close to scoring territory late in the fourth quarter, but CB **Marshon Lattimore**'s second interception sealed the win.

Philadelphia Eagles		14	0	0	0	14
New Orleans Saints		0	10	7	3	20
Team	Q Time	Play Description (Extra Point) (Drive Info)				
PHI	1 10:41	Matthews 37 pass from Brees (Elliott kick) (10-75, 5:14)				
PHI	1 4:37	Foles 1 run (Elliott kick) (10-75, 5:14)				
NO	2 7:23	Kirkwood 2 pass from Brees (Lutz kick) (12-79, 6:12)				
NO	2 0:06	Lutz 45 FG (7-67, 1:12)				
NO	3 1:40	Thomas 2 pass from Brees (Lutz kick) (18-92, 11:29)				
NO	4 10:28	Lutz 39 FG (8-62, 3:31)				

	PHI	NO
Total First Downs	15	25
Total Net Yards	250	420
Rushes-Yards	16-49	31-137
Net Yards Passing	201	283
Passing (A-C-I)	31-182	38-281
Sacked-Yards	0-0	2-18
Punts-Average	5-48.2	3-44.7
Fumbles-Lost	0-0	2-0
Penalties-Yards Lost	4-30	11-84
Time of Possession	22:10	37:50

RUSHING		PASSING		RECEIVING	
PHI: Smallwood 10-33; Agholor 1-12; Sproles 3-4; Foles 2-0, 1 TD		PHI: Foles 31-18-2, 201 yards, 1 TD		PHI: Jeffery 5-63; Ertz 5-50; Sproles 3-21; Tate 2-18; Matthews 1-37, 1 TD; Agholor 1-6, Smallwood 1-6;	
NO: Kamara 16-71; Ingram 9-53; T. Hill 2-8; Smith 1-5; Washington 3-0		NO: Brees 38-28-1, 301 yards, 2 TDs		NO: Thomas 12-171, 1 TD; Kamara 4-35; Ginn 3-44; J. Hill 3-7; Ingram 2-9; Kirkwood 2-8, 1 TD; Smith 1-15; Watson 1-12	

LOS ANGELES RAMS • 26 SAINTS • 23 (OT)

NFC Conference Championship (Jan. 20, 2019) - Mercedes-Benz Superdome (73,028)

The Saints' season ended in overtime, as Rams K **Greg Zuerlein** booted a 57-yard field goal. The Saints led most of the game, including a 13-0 second quarter lead, but New Orleans was only able to come away with field goals on two red zone trips, including one spurred by a **Demario Davis** interception. The Rams inched back to a three-point deficit late in the second quarter on a 36-yard field goal and a six-yard rushing TD by **Todd Gurley**. The Saints charged back on a two-yard TD reception by **Taysom Hill** midway through the third quarter and a 20-10 lead. This was answered by a one-yard TD connection from Rams QB **Jared Goff** to TE **Tyler Higbee** and a 24-yard Rams field goal to tie. After a controversial play with no penalty assessed, New Orleans settled for a field goal with 1:41 on the clock, where the Rams tied the score to send the contest to overtime.

Los Angeles Rams		0	10	7	6	3	26
New Orleans Saints		13	0	7	3	0	23
Team	Q Time	Play Description (Extra Point) (Drive Info)					
NO	1 10:04	Lutz 37 FG (11-56, 4:56)					
NO	1 7:06	Lutz 29 FG (4-6, 1:29)					
NO	1 1:35	Griffin 5 pass from Brees (Lutz kick) (8-68, 3:51)					
LAR	2 9:45	Zuerlein 36 FG (7-81, 1:29)					
LAR	2 0:23	Gurley 6 run (Zuerlein kick) (10-75, 5:18)					
NO	3 8:34	T. Hill 2 pass from Brees (Lutz kick) (12-71, 5:31)					
LAR	3 0:06	Higbee 1 pass from Goff (Zuerlein kick) (10-75, 5:28)					
LAR	4 5:03	Zuerlein 24 FG (9-85, 5:52)					
NO	4 1:41	Lutz 31 FG (9-57, 3:22)					
LAR	4 0:15	Zuerlein 48 FG (9-45, 1:26)					
LAR	5 11:43	Zuerlein 57 FG (5-15, 2:12)					

	LAR	NO
Total First Downs	19	19
Total Net Yards	378	290
Rushes-Yards	26-77	21-48
Net Yards Passing	301	242
Passing (A-C-I)	41-261	41-261
Sacked-Yards	1-8	2-7
Punts-Average	4-45.8	4-42.8
Fumbles-Lost	1-0	2-0
Penalties-Yards Lost	7-64	3-20
Time of Possession	32:36	30:41

RUSHING		PASSING		RECEIVING	
LAR: Anderson 16-44; Reynolds 1-16; Gurley 4-10, 1 TD; Goff 3-10; Woods 2-(-3)		LAR: Goff 40-25-1, 297 yards, 1 TD; Hekker 1-1-0, 12 yards		LAR: Cooks 7-107; Woods 6-33; Reynolds 4-74; Higbee 4-25, 1 TD; Everett 2-50; Shields 1-12, Anderson 1-5, Gurley 1-3	
NO: Ingram 9-31; Kamara 8-15; Line 1-4; T. Hill 1-0; Brees 2-(-2)		NO: Brees 40-26-1, 249 yards, 2 TDs; T. Hill 1-0-0, 0 yards		NO: Kamara 11-96; Thomas 4-36; Ginn 3-58; Griffin 2-12; J. Hill 1-24; Smith 1-10; Carr 1-5; T. Hill 1-2, 1 TD	

ALL-TIME ROSTER

COACHES

Abramowicz, Danny – Xavier (Ohio)	1997-99	Johnson, Bill – Northwestern (La.) State	2009-16
Alexander, Hubbard – Tennessee State	2000-03	Johnson, Curtis – Idaho	2006-11, 16-
Allen, Dennis – Texas A&M	2006-10, 15-	Jones, Travis – Georgia	2008-12
Amadee, Lynn – Louisiana State	1973	Kenann, Larry – LaVerne	1995
April, Bobby – Nicholls State	1996-99	Khayat, Ed – Tulane	1967-70
Arians, Bruce – Virginia Tech	1996	Kiffin, Monte – Nebraska	1995
Atkins, Dave – Texas El-Paso	1996, 2000-04	Knott, Ty – Oregon Tech	2003-05
Bailey, Adam – Louisville	2005-09	Kotite, Rich – Wagner	1977
Baker, Joe – Princeton	2000-04	Kromer, Aaron – Miami (Ohio)	2008-12
Banta, Bradford – Southern California	2017-18	Kuharich, Lary – Boston College	1998-99
Barnes, Billy Ray – Wake Forest	1969-70, 75	Kwan, Stan – San Diego State	2013-16
Beake, Chip – South Carolina	2001-05	Langsdorf, Danny – Linfield College	2002-04
Beake, John – Trenton State	1976-77	Ledbetter, Bob – Mississippi Industrial	1974-75
Beard, Ed – Tennessee	1978-80	Levra, John – Pittsburg State (Kan.)	1981-85
Biles, Ed – Miami (Ohio)	1969-70	Lewis, Greg – Illinois	2015
Bonamego, John – Central Michigan	2006-07, 2011	Lombardi, Joe – Air Force	2007-13, 16-
Boudreau, Paul – Boston College	1987-93	Maimord, Carlos – McMurray J.C.	1999
Brady, Joe – William & Mary	2017-18	Mallory, Mike – Michigan	2008-12
Brown, Greg – Texas El-Paso	2002-05	Malone, Terry – Holy Cross	2006-14
Buchanan, Buck – Grambling State	1976-77	Marciano, Joe – Temple	1986-95
Bunting, John – North Carolina	2000	Marcus, Evan – Ithaca	2000-02
Byrd, Charles – Morehead State	2010-	Marrone, Doug – Syracuse	2006-08
Campbell, Dan – Texas A&M	2016-	Matsko, John – Kent State	1994-96
Campbell, Whitey – Miami (Fla.)	1976-80	Matuszak, Marv – Tulsa	1971-73
Capers, Dom – Mount Union	1986-91	Mauck, Carl – Southern Illinois	1982-85
Carmichael, Pete – Boston College	2006-	Mayeaux, Glenn – New Orleans	1996
Champion, Jim – Mississippi State	1971-72	McCarthy, Mike – Baker (Kan.)	2000-04
Cignetti, Frank Jr. – Indiana (Pa.)	2000-01	McGriff, Wesley – Savannah State	2013-15
Clancy, Sam – Pittsburgh	2000-03	McHan, Lamar – Arkansas	1974-75, 78-84
Clements, Tom – Notre Dame	1997-99	McMahon, George – Eastern Illinois	2006-16
Corey, Walt – Miami	1997-99	Meyers, Bill – Stanford	1999
Cummings, Bob – Vanderbilt	1973-75	Miscagna, John – Dickinson College	2003
Curry, Ronald – North Carolina	2016-	Mitchell, Jason – Rutgers	2014-16
Curtis, Andre – VMI	2012-14	Moore, Tom – Iowa	1997
Dalrymple, Dan – Miami (Ohio)	2006-	Mora, Jim E – Occidental	1986-96
Davidson, Jeff – Ohio State	1996	Mora, Jim L – Washington	1992-96
Del Rio, Jack – Southern California	1997-98	Morton, John – Western Michigan	2006, 2015-16
DeVan, Kyle – Oregon State	2015	Moss, Winston – Miami (Fla.)	2000-05
Dickson, George – Notre Dame	1967-68	Myers, Chip – Northwestern Oklahoma State	1994
Ditka, Mike – Pittsburgh	1997-99	Neal, Dan – Kentucky	1997-99
Doyle, Declan – Iowa	2019-	Neu, Mike – Ball State	2014-15
Ecklund, Brad – Oregon	1968-70	Nicolau, Nick – Southern Connecticut	1980
Ellard, Henry – Fresno State	2012-14	Nielsen, Ryan – Southern California	2017-
Erkenbeck, Jim – San Diego State	1986	Nolan, Dick – Maryland	1977-80
Everest, Al – Southern Methodist	2000-05	Nolan, Mike – Oregon	2017-19
Everest, Andy – Texas-El Paso	1981-85	North, John – Vanderbilt	1973-75
Fangio, Vic – East Stroudsburg	1986-94	Nugent, Brendan – Catholic University of America	2015-
Faulkner, Jack – Miami (Ohio)	1967-69	Nunnely, Wayne – Nevada-Las Vegas	1995-96
Fears, Tom – UCLA	1967-70	O'Dea, Kevin – Lock Haven	2016-18
Fajole, Ken – Pacific Lutheran	2012	Oden, Tony – Baldwin-Wallace	2006-11
Franklin, Chet – Utah	1978-79	Orgeron, Ed – Northwestern (La.) State	2008
Galiano, Phil – Shippensburg University	2019-	Pagano, John – Mesa State (Colo.)	1996-97
Garrett, Jim – Utah State	1976-77	Palmer, Jerry – Montclair State	2003
Garrett, Judd – Princeton	1997-99	Palcic, Bob – Dayton	2000-05
Gibbs, Gary – Oklahoma	2006-08	Paternostro, Russell – San Diego State	1981-96
Giunta, Peter – Northeastern	2016-	Paul, Markus – Syracuse	1998-99
Glenn, Aaron – Texas A&M	2016-	Payton, Sean – Eastern Illinois	2006-
Glick, Fred – Colorado State	1980	Pease, John – Utah	1986-95, 2004-05
Gullickson, Rock – Moorhead (Minn.) State	2000-05	Petry, Kevin – Louisiana State	2017-
Haslett, Jim – Indiana (Pa.)	1995-96, 2000-05	Petty, Phil – Missouri	2000
Hatley, Mark – Oklahoma State	1985	Phillips, Jim (Red) – Auburn	1973-75
Hayes, Tom – Iowa	2006-07	Phillips, O.A. (Bum) – Stephen F. Austin	1981-85
Hefferle, Ernie – Duquesne	1975	Phillips, Wade – Houston	1981-85
Heinrich, Don – Washington	1969-70	Pratt, Tom – Miami	1978-80
Henry, Jack – Indiana (Pa.)	2000-05	Pyne, Jim – Virginia Tech	2005
Henshaw, George – West Virginia	2006-07	Riecke, Lou – Louisiana State	1980
Hewgley, Wimp – Wyoming	1974-75	Richardson, Harold – Southern Methodist	1981-85
Hill, Bob – Jackson State	1978-79	Riley, Mike – Alabama	2002
Hill, King – Rice	1981-85	Rizzi, Darren – Rhode Island	2019-
Hobby, Marion – Clemson	2006-07	Roberts, J.D. – Oklahoma	1967-68, 71-73
Hodges, Michael – Texas A&M	2017-	Robinson, Cory – Central Connecticut	2020-
Holman, Rodney – Tulane	1998-99	Robinson, Jimmy – Georgia Tech	2004-05
Hostler, Jim – Indiana (Pa.)	2001-02	Robinson, Willy – Fresno State	2005
Hughes, Ed – Tulsa	1978-80	Roland, Johnny – Missouri	2005
Ingalls, Bret – Wichita State	2009-15	Roushar, Dan – Northern Illinois	2013-
Jackson, Harold – Jackson State	1997-99	Roy, Alvin – Louisiana State	1976-77
Jackson, Rickey – Pittsburgh	1998-99	Royer, Jim – Navy	1970-72
James, Ned – New Mexico State	1998-99	Rutigliano, Sam – Tulsa	1976-77

ALL-TIME ROSTER

Ryan, Rob – Southwestern Oklahoma State.....	2013-15	Van Zandt, Lance – Lamar.....	1981-84
Schonert, Turk – Stanford.....	2005	Venturi, Rick – Northwestern.....	1996-2005
Schwartz, Deuce – Union.....	2017-18	Vitt, Joe – Towson State.....	2006-16
Shaw, Bob – Ohio State.....	1967-68	Walters, Steve – Arkansas.....	1986-96
Shaw, Willie – New Mexico.....	1997	Warren, Frank – Auburn.....	1995
Sheppard, Mike – California Lutheran.....	2002-05	Wenning, Rob – Findlay.....	2010
Sheridan, Carter – Florida A&M.....	2009-14	Westhoff, Mike – Wichita State.....	2017-18
Shipp, Ken – Middle Tennessee State.....	1971-72	White, Dixie – Texas Tech.....	1973
Shively, Doug – Kentucky.....	1974-76	Whitehead, Bud – Florida State.....	1971-75
Sidwell, Steve – Colorado.....	1986-94	Wiggin, Paul – Stanford.....	1978-79
Skipper, Jim – Whittier.....	1986-95	Wilhoite, Michael – Washburn.....	2019
Smith, Carl – Cal Poly-San Luis Obispo.....	1986-96	Willis, James – Auburn.....	2015-16
Smith, Jerry – Wisconsin.....	1969-70	Williams, D.J. – Grambling State.....	2019
Smith, Frank – Miami (Ohio).....	2010-14	Williams, Gregg – Northeast Missouri State.....	2009-11
Smith, Mark – North Carolina State.....	2004	Withers, Everett – Appalachian State.....	1994
Spagnuolo, Steve – Springfield.....	2012	Woick, Mike – Boston College.....	1997-99
Spencer, Joe – Oklahoma State.....	1981-85	Wood, Dick – Auburn.....	1976-77
Stanfel, Dick – San Francisco.....	1976-80, 97-98	Woodford, Mike – Arizona.....	2001
Stram, Hank – Purdue.....	1976-77	Yaralian, Zaven – Nebraska.....	1997-99
Tate, Charlie – Florida.....	1971	Young, Brian – Texas El Paso.....	2009
Thomas, Joel – Idaho.....	2015	Young, John Paul – Texas El Paso.....	1981-85
Torrence, Leigh – Stanford.....	2016-19	Yowsarky, Walt – Kentucky.....	1967-68
Trimble, Steve – Maryland.....	1995	Zapalac, Willie – Texas A&M.....	1981-85
Ungaro, Marcus – Washington State.....	2012-16	Zook, Ron – Miami (Ohio).....	2000-01

PLAYERS

Players who have spent at least one regular season or postseason game on the active roster.

A
B

42	Abdul-Quddus, Isa (S) – Fordham.....	2011-13	78	Backes, Tom (G) – Oklahoma.....	1993
46	Abramowicz, Danny (WR) – Xavier (Ohio).....	1967-73	29	Bademosi, Johnson (CB) – Stanford.....	2019
53	Absher, Dick (LB) – Maryland.....	1969-71	27	Baker, Edwin (RB) – Michigan State.....	2014
69	Ackerman, Tom (C/G) – Eastern Washington.....	1996-2001	86	Baker, Melvin (WR) – Michigan.....	1975
40	Adams, Michael (DB) – Arkansas State.....	1987-88	38	Baker, Tony (RB) – Iowa State.....	1968-71
61	Adams, Sam (G) – Prairie View A&M.....	1981	36	Ball, Marcus (S) – Memphis.....	2014
64	Adams, Scott (G) – Georgia.....	1994	37, 31	Banjo, Chris (S) – Southern Methodist.....	2016
27	Adams, Vashone (S) – Eastern Michigan.....	1997	80	Banks, Gordon (WR) – Stanford.....	1980-81
24	Adkins, Margene (WR) – Wichita State.....	1972	24	Barclay, Chris (RB) – Wake Forest.....	2007
50, 54	Aleaga, Ink (LB) – Washington.....	1997-99	36	Barnes, Darian (FB) – Hampton.....	2008
69	Alexander, P.J. (T) – Syracuse.....	2003	51	Barnes, Derrick (LB) – Virginia.....	1997
30	Alexander, Vincent (FB) – Southern Mississippi.....	1987	69	Barnes, Khalif (OL) – Washington.....	2016
65	Alleman, Andy (G) – Akron.....	2007	90	Barnes, Tavaris (DE) – Clemson.....	2015
21	Allen, Eric (CB) – Arizona State.....	1995-97	10, 6	Barnhardt, Tommy (P) – North Carolina.....	1987, 89-94, 99
66	Allen, Jack (OL) – Michigan State.....	2016	80	Barnwell, Malcolm (WR) – Virginia Union.....	1985
50	Allen, James (LB) – Oregon State.....	2002-05	97	Barrington, Sam (LB) – South Florida.....	2016
99	Allen, Kenderick (DT) – Louisiana State.....	2003	32	Barrington, Tom (RB) – Ohio State.....	1967-70
88	Allen, RaShaun (TE) – Southern.....	2015	88	Bass, Don (TE) – Houston.....	1982
20	Allen, Terry (RB) – Clemson.....	2000	24	Bates, Mario (RB) – Arizona State.....	1994-97
54	Alonso, Kiko (LB) – Oregon.....	2019	63	Baumgartner, Steve (DE) – Purdue.....	1973-77
86	Alphin, Gerald (WR) – Kansas State.....	1990-91	85	Beasley, John (TE) – California.....	1973-74, 94
43, 33	Ambrose, Ashley (CB) – Mississippi Valley State.....	1999, 2003-04	19, 89	Bech, Brett (WR) – Louisiana State.....	1996-99
40	Amaya, Jonathon (S) – Nevada.....	2011	67	Becton, Nick (T) – Virginia Tech.....	2014
7	Anderson, Morten (K) – Michigan State.....	1982-94	34	Bell, Carlos (TE) – Houston.....	1971
71	Anderson, Dick (T) – Ohio State.....	1967	20	Bell, Joique (RB) – Wayne State.....	2011
77	Anderson, Gary (G) – Stanford.....	1978	40, 21	Bell, Mike (RB) – Arizona.....	2008-09
42	Anderson, James (LB) – Virginia Tech.....	2015	48, 24	Bell, Vonn (S) – Ohio State.....	2016-19
81	Anderson, Jesse (TE) – Mississippi State.....	1993	20	Bellamy, Jay (S) – Rutgers.....	2001-07
96	Andrus, Sheldon (DT) – Nicholls State.....	1986-87	40	Bender, Wes (FB) – Southern California.....	1997
50, 58	Anthony, Stephone (LB) – Clemson.....	2015-17, 2019	7	Benjamin, Guy (QB) – Stanford.....	1980
22	Anthony, Tyrone (RB) – North Carolina.....	1984-85	63	Bennett, Barry (DE) – Concordia (Minn.).....	1978-81
47	Anzalone, Alex (LB) – Florida.....	2017	91	Bennett, Monte (DT) – Kansas State.....	1981
25	Apple, Eli (CB) – Ohio State.....	2018-19	83, 86	Benson, Cliff (TE) – Purdue.....	1987-88
60	Archibald, Ben (T) – Brigham Young.....	2005	65	Bentley, LeCharles (G/C) – Ohio State.....	2002-05
72	Armstead, Terron (T) – Arkansas-Pine Bluff.....	2013	17	Berger, Mitch (P) – Colorado.....	2003-05
50	Armstrong, Ray-Ray (LB) – Miami (Fla.).....	2019	46	Betts, Ladell (RB) – Iowa.....	2010
85	Arnold, Dan (TE) – Wisconsin-Platteville.....	2018-19	47	Beverly, Dwight (RB) – Illinois.....	1987
53	Arnoux, Stanley (LB) – Wake Forest.....	2010	59	Biegel, Vince (LB) – Wisconsin.....	2018
87	Arrington, Adrian (WR) – Michigan.....	2009-11	99	Bighill, Adam (LB) – Central Washington.....	2017
49	Asiodu, K.C. (LB) – Central Oklahoma.....	2010	18	Blake, Jeff (QB) – East Carolina.....	2000-01
89	Askson, Bert (TE) – Texas Southern.....	1973	10	Blanchard, Cary (K) – Oklahoma State.....	1992
45	Athas, Pete (S) – Tennessee.....	1976	16	Blanchard, Tom (P) – Oregon.....	1974-78
81	Atkins, Doug (DE) – Tennessee.....	1967-69	76	Board, Dwaine (DE) – North Carolina A&T.....	1988
28	Atkins, Gene (S) – Florida A&M.....	1987-93	57	Bockwoldt, Colby (LB) – Brigham Young.....	2004-05
47	Austin, Cliff (RB) – Clemson.....	1983	77	Boeke, Jim (T) – Heidelberg.....	1968
92	Ayodele, Remi (DT) – Oklahoma.....	2008-10	23	Booker, Fred (CB) – Louisiana State.....	2005
			56	Bordano, Chris (LB) – Southern Methodist.....	1998-99
			50	Bordelon, Ken (LB) – Louisiana State.....	1976-77, 79-82
			25	Bosarge, Wade (DB) – Tulsa.....	1977

ALL-TIME ROSTER

OWNER

FOOTBALL

ADMINISTRATION

RECORDS

HISTORY

86	Botkin, Kirk (TE) – Arkansas	1994-95	97	Charleston, Jeff (DE) – Idaho State	2008-11
4	Bouman, Todd (QB) – St. Cloud State	2003-05	92	Chase, Martin (DT) – Oklahoma	2000-02
77	Boyarsky, Jerry (DT) – Pittsburgh	1981	33	Chatman, Jesse (RB) – Eastern Washington	2005
21	Boyd, Greg (S) – Arizona	1974	37, 30	Cherry, Je'Rod (DB) – California	1996-99
36	Boykin, Greg (RB) – Northwestern	1977	85	Childs, Henry (TE) – Kansas State	1974-80
69	Brown, McKinley (DT) – Mississippi	2007	51	Childs, Ron (LB) – Washington State	1995
35	Branch, Jamaal (RB) – Colgate	2006-07	13	Cipa, Larry (QB) – Michigan	1974-75
95	Brannon, Robert (DE) – Arkansas	1987	71	Clancy, Kendrick (DT) – Mississippi	2007-09
40	Breaux, Delvin (CB) – None	2015-16	64	Clapp, Will (G/C) – Louisiana State	2018
9	Brees, Drew (QB) – Purdue	2006	75	Clark, Bruce (DE) – Penn State	1982-88
85	Brenner, Hoby (TE) – Southern California	1981-93	54	Clark, Danny (LB) – Illinois	2006, 10
82	Brewer, Johnny (LB) – Mississippi	1968-70	78	Clark, Kelvin (G) – Nebraska	1982-85
5	Bridgewater, Teddy (QB) – Louisville	2018-19	89	Clark, Robert (WR) – North Carolina Central	1987-88
10	Brien, Doug (K) – California	1995-2000	29	Clark, Vinnie (CB) – Ohio State	1994
67	Brock, Stan (T) – Colorado	1980-92	51, 50	Clarke, Phil (LB) – Pittsburgh	1999-2001
90	Bromley, Jay (DT) – Syracuse	2018	42	Clay, Willie (S) – Georgia Tech	1999
2	Brooks, Aaron (DB) – Virginia	2000-05	85	Clelland, Cameron (TE) – Washington	1998-99, 2001
99	Broughton, Willie (DT) – Miami (Fla.)	1995-96	56	Clemons, Charlie (LB) – Georgia	2000-02
96	Brown, Alex (DE) – Florida	2010	15	Cobbs Jr., Simmie (WR) – Indiana	2018
36	Brown, Bob (TE) – Alcorn State	1972-73	66	Cody, Bill (LB) – Auburn	1967-70
71	Brown, Charles (T) – Southern California	2010-13	4	Cofer, Mike (K) – North Carolina State	1987
22	Brown, Charlie (RB) – Missouri	1967-68	86	Colchico, Dan (DE) – San Jose State	1969
24, 21, 20	Brown, Derek (RB) – Nebraska	1993-96	16	Coleman, Brandon (WR) – Rutgers	2014-17
35	Brown, Fakhir (CB) – Grambling State	2002-05	55	Coleman, Don (LB) – Michigan	1974-75
70	Brown, Jammal (T) – Oklahoma	2005-09	29	Coleman, Kurt (S) – Ohio State	2018
90	Brown, Malcom (DT) – Texas	2019	45	Collins, Jed (FB) – Washington State	2011-13
27	Brown, Ray (S) – West Texas A&M	1978-80	13	Collins, Kerry (QB) – Penn State	1998
39	Browner, Brandon (CB) – Oregon State	2015	43	Collins, Larry (RB) – Texas A&M-Kingsville	1980
11	Brunell, Mark (QB) – Washington	2008-09	59	Colman, Wayne (LB) – Temple	1969-74, 76
92	Bryant, Tony (DE) – Florida State	2003-05	12	Colston, Marques (WR) – Holstra	2006-15
16	Buck, Mike (QB) – Maine	1990-93	66	Commiskey, Chuck (G) – Mississippi	1986-88
26	Buck, Vince (DB) – Central State (Ohio)	1990-95	83	Connell, Albert (WR) – Texas A&M	2001
29	Bullocks, Josh (S) – Nebraska	2005-08	58	Conner, Darion (LB) – Jackson State	1994
77	Bunkley, Brodrick (DT/NT) – Florida State	2012-14	70	Contz, Bill (T) – Penn State	1986-88
36	Burchfield, Don (TE) – Ball State	1971	85	Conwell, Ernie (TE) – Washington	2003-06
83	Burke, Vern (TE) – Oregon State	1967	87	Cook, Jared (TE) – South Carolina	2019
55	Burkett, Jackie (LB) – Auburn	1967-70	41	Cook, Toi (CB) – Stanford	1987-93
11	Burns, Ed (QB) – Nebraska	1978-80	10	Cooks, Brandin (WR) – Oregon State	2014-16
16	Burns, Bo (S) – Houston	1967-69	57	Coombs, Larry (C) – Idaho	1980
0	Burroughs, Ken (WR) – Texas Southern	1970	97	Cooper, Josh (DE) – Mississippi	2006-07
80	Burton, Larry (WR) – Purdue	1975-77	71	Cooper, Richard (T) – Tennessee	1990-95
25	Bush, Rafael (S) – South Carolina State	2012-15, 2017	18	Copper, Terrance (WR) – East Carolina	2006-08
25	Bush, Reggie (RB) – Southern California	2006-10	79	Cordileone, Lou (DT) – Clemson	1967-68
74	Bushrod, Jermon (T) – Towson	2007-12, 2018	44	Cordill, Olie (P) – Memphis	1969
59	Bussey, Nate (LB) – Illinois	2011	47	Cortez, Bruce (CB) – Parsons	1967
3	Butler, Bill (RB) – Kansas State	1972-74	37	Cota, Chad (S) – Oregon	1998
3	Butler, Skip (K) – Texas-Arlington	1971	39	Covington, John (S) – Notre Dame	1995
45	Byrd, Israel (CB) – Utah State	1993-95	51	Cox, Bryan (LB) – Western Illinois	2002
31	Byrd, Jarius (S) – Oregon	2014-16	21	Craft, Jason (CB) – Colorado State	2004-08
			75	Crangle, Mike (DE) – Tennessee-Martin	1972
			32	Craver, Aaron (RB) – San Diego State	1998-99
			43	Craver, Keyuo (CB) – Nebraska	2002-03
39, 38	Cadet, Travaris (RB) – Appalachian State	2012-16	46, 20	Crawley, Ken (CB) – Colorado	2016-19
39	Calhoun, Taveze (CB) – Mississippi State	2016	55	Creech, Bob (LB) – Texas Christian	1973
5	Callahan, Joe (QB) – Wesley	2016	44	Crist, Chuck (S) – Penn State	1975-77
17	Camarrillo, Greg (WR) – Stanford	2012	51	Croom, Sylvester (C) – Alabama	1975
35	Campbell, Earl (RB) – Texas	1984-85	51	Crosby, Ron (LB) – Penn State	1978
73	Campbell, Joe (DE) – Maryland	1977-80	4	Cundiff, Billy (K) – Drake	2006
80	Campbell, Mark (TE) – Michigan	2006-08	60	Cunningham, Carl (LB) – Houston	1971
59	Campen, James (C/G) – Tulane	1987-88	15	Cuzzo, Gary (QB) – Virginia	1967
4	Canfield, Sean (QB) – Oregon State	2010-11			
35	Canby, Chris (CB) – Kansas State	2000			
1	Capone, Warren (LB) – Louisiana State	1976			
3	Carney, John (K) – Notre Dame	2001-06, 2009-10			
80	Carr, Austin (WR) – Northwestern	2017	69	Dalton, Oakley (DT) – Jackson State	1977
40	Carr, Chris (CB) – Boise State	2013	92	Daniel, Chase (QB) – Missouri	2009-12, 2017
65	Carr, Tom (DE) – Morgan State	1968	42	Davenport, Marcus (DE) – Texas-San Antonio	2018
74	Carroll, Herman (DE) – Mississippi State	1994	76	Davidson, Jeff (T) – Ohio State	1994
55	Carroll, Travis (LB) – Florida	2002-03	20	Davis, A.J. (CB) – Jacksonville State	2012
80	Carroll, Wesley (WR) – Miami (Fla.)	1991-92	30	Davis, Akeem (S) – Memphis	2015
21	Carter, Dale (CB) – Tennessee	2002-03	15	Davis, Bob (QB) – Virginia	1973
65	Carter, David (C) – Western Kentucky	1984-85	86	Davis, Dave (WR) – Tennessee State	1974
32	Carter, Ki-Jana (RB) – Penn State	2003-04	56	Davis, Demario (LB) – Arkansas State	2018
41	Carter, Tim (CB) – Tulane	2001	36	Davis, Dick (RB) – Nebraska	1970
37	Carter, Tony (CB) – Florida State	2015	53	Davis, Don (LB) – Kansas	1996-98
52	Casillas, Jonathan (LB) – Wisconsin	2009, 2011-12	73	Davis, Isaac (G) – Arkansas	1997
23	Cassady, Craig (DB) – Ohio State	1977	63	Davis, Norman (G) – Grambling State	1969
86	Caster, Rich (TE) – Jackson State	1981	35	Davis, Ted (LB) – Georgia Tech	1967-69
51	Chambers, Rusty (LB) – Tulane	1975-76	52	Davis, Todd (ILB) – Sacramento State	2014
49	Chandler, Wes (WR) – Florida	1978-81	95	Davis, Travis (DT) – Michigan State	1990
24	Chapman, Clarence (CB) – Eastern Michigan	1976-80	47	Davis, Travis (S) – Notre Dame	1995
89	Chapman, Gil (WR) – Michigan	1975	28	Davis, Troy (RB) – Iowa State	1997-99

ALL-TIME ROSTER

95	Davison, Tyler (DT) – Fresno State	2015-18	22	Fenerty, Gill (RB) – Holy Cross	1990-91
86	Dawkins, Sean (WR) – California	1998	56	Ferguson, Jim (LB) – Southern California	1968
81	Dawsey, Lawrence (WR) – Florida State	1999	71	Fersen, Paul (T) – Georgia	1973-74
26, 80	Dawsey, Stacey (WR) – Indiana	1987	28	Fichtner, Ross (S) – Purdue	1968
55	Dawson, Keyunta (OLB) – Texas Tech	2013	4	Fields, Brandon (P) – Michigan State	2015
9	Deaderick, Brandon (NT/DE) – Alabama	2014	26	Fields, Jitter (PR) – Texas	1984
55	DeFoster, Joe (LB) – Louisiana-Lafayette	1987	55	Fields, Mark (LB) – Washington State	1995-2000
60	DeGrenier, Jack (RB) – Texas-Arlington	1974	11	Fife, Jason (QB) – Oregon	2006
60	de la Puente, Brian (C) – California	2011-13	69	Fifer, Bill (G) – West Texas A&M	1978
50	Del Rio, Jack (LB) – Southern California	1985-86	56	Fincher, Alfred (LB) – Connecticut	2005-07
9, 12	Delhomme, Jake (QB) – Louisiana-Lafayette	1998-2002	44	Fink, Mike (CB) – Missouri	1973
39	Deloatch, Curtis (CB) – North Carolina A&T	2006	63	Finnie, Roger (T) – Florida A&M	1979
19	Dempsey, Tom (K) – Palomar (Calif.) College	1969-70	55	Flanagan, Jim (LB) – Pittsburgh	1971
87	DeRamus, Lee (WR) – Wisconsin	1995-96	82	Fleener, Coby (TE) – Stanford	2016-17
32	DeRatt, Jim (DB) – North Carolina	1975	3	Flynn, Matt (QB) – Louisiana State	2015
79	Derby, Glenn (T) – Wisconsin	1989-90	52	Fokou, Moise (LB) – Maryland	2014
51	Didion, John (LB/C) – Oregon State	1971-74	71	Folau, Spencer (T/G) – Idaho	2002-04
80	Dinkins, Darnell (TE) – Pittsburgh	2009	62	Fontenot, Jerry (C) – Texas A&M	1997-2003
20	Dixon, Brian (CB) – Northwest Missouri State	2014-16	5	Forbath, Kai (K) – UCLA	2015
56	Dixon, Ernest (LB) – South Carolina	1994-97	92	Ford, Henry (DT) – Arkansas	2003
95	Dixon, Ronnie (DT) – Cincinnati	1993	28	Ford, James (RB) – Texas Southern	1971-72
66	Dobler, Conrad (G) – Wyoming	1978-79	52	Forde, Brian (LB) – Washington State	1988-91
25	Dodd, Al (WR) – Northwestern State	1969-71	97	Foster, Glenn (DE) – Illinois	2013-14
72	Domrowski, Jim (G/T) – Virginia	1986-96	11	Fourcade, John (QB) – Mississippi	1987-90
86	Donovan, Tom (WR) – Penn State	1980	53	Fourcade, Keith (LB) – Mississippi	1987
88	Dorris, Andy (DE) – New Mexico State	1973-76	43	Fowler, Bobby (FB) – Louisiana Tech	1984-85
21	Douglas, John (CB) – Texas Southern	1967-68	37	Frampton, Eric (S) – Washington State	2013
95	Douglas, Marques (DE) – Howard	2000	99	Franklin, Aubrayo (DT) – Tennessee	2011
10	Douglass, Bobby (QB) – Kansas	1976-77	59	Franklin, Jerry (LB) – Arkansas	2014
86, 80	Dowdell, Marcus (WR) – Tennessee State	1992-93	80	Franklin, P.J. (WR) – Tulane	1999
22	Drakeford, Justine (CB) – Virginia Tech	1998-99	37	Franz, Todd (S) – Tulsa	2000
46	Drescher, Tyronne (LS) – Colorado	2010-16	51	Fraser, Jim (P) – Wisconsin	1968
83	Duckett, Kenny (WR) – Wake Forest	1982-85	32	Frazier, Paul (RB) – Northwestern State	1989
55	Dumbauld, Jonathan (DE) – Kentucky	1986-88	31, 37	Frederick, Terrence (CB) – Texas A&M	2013-14
56, 54	Dunbar, Jo-Lonn (LB) – Boston College	2008-11, 15	55	Freeman, Reggie (LB) – Florida State	1993
86	Dunbar, Jubilee (WR) – Southern	1973	55	Freeny, Jonathan (LB) – Rutgers	2017
63	Dunbar, Karl (DE) – Louisiana State	1993	15	Fritsch, Toni (K) – None	1982
32	Dunbar, Vaughn (RB) – Indiana	1992, 94-95	55	Fujita, Scott (LB) – California	2006-09
10, 15	Durkee, Charlie (K) – Oklahoma State	1967-68, 71-72	11	Fuller, Corey (WR) – Virginia Tech	2016
47	Dusenberry, Bill (RB) – Johnson C. Smith	1970	24	Fuller, Johnny (S) – Lamar	1973-75
			77	Fullington, John (OL) – Washington State	2017
			72	Fultz, Mike (DT) – Nebraska	1977-80

E

89	Early, Quinn (WR) – Iowa	1991-95
62	Easton, Nick (G/C) – Harvard	2019-
91, 58	Edeball, Kasim (DE/LB) – Boston College	2014-17
66	Eckel, Kyle (FB) – Navy	2009
63	Edelman, Brad (G) – Missouri	1982-89
83	Edwards, Kelvin (WR) – Liberty	1986
97	Edwards Jr., Mario (DL) – Florida State	2019-
33	Edmunds, Trey (RB) – Maryland	2017
59	Ellerbe, Darnell (LB) – Georgia	2015-16
64	Elliott, Ted (DT) – Minn. State-Mankato	1987
98	Elliott, Tony (DT) – North Texas	1982-88
99	Ellis, Sedrick (DT) – Southern California	2008-12
55	Ellis, Kaden (LB) – Idaho	2019-
52	Emanuel, Frank (LB) – Tennessee	1970
79	Epps, Tony (DT) – Memphis	1995
14	Enxebren, Russell (K/P) – Texas	1979-83
84	Estes, Lawrence (DE) – Alcorn State	1970-71
71	Eulls, Kaleb (DT) – Mississippi State	2015
59	Evans, Chuck (LB) – Stanford	1980-81
44	Evans, Heath (FB) – Auburn	2009-10
73	Evans, Jahri (G) – Bloomsburg	2006-16
54	Evans, Troy (LB) – Cincinnati	2007-09
17	Everett, Jim (QB) – Purdue	1994-96

F

10	Fagan, Julian (P) – Mississippi	1970-72
52	Faine, Jeff (C) – Notre Dame	2006-07
90	Fairley, Nick (DT) – Auburn	2016
44	Farasopoulos, Chris (S) – Brigham Young	1974
56	Farber, Hap (LB) – Mississippi	1970
87	Farquhar, John (TE) – Duke	1997-98
36	Fassitt, Greg (CB) – Grambling State	2009
96	Faulkner, Jeff (DE) – Southern	1993
58	Federspiel Joe (LB) – Kentucky	1972-80
42	Feehey, Travis (LB) – Washington	2016
9	Feller, Happy (K) – Texas	1972-73
20	Felton, Eric (CB) – Texas Tech	1978-80
27, 48	Fenderson, James (RB) – Hawaii	2001-03

G

46	Gajan, Hokie (FB) – Louisiana State	1982-85
34	Galbreath, Tony (RB) – Missouri	1976-80
93	Galette, Junior (DE/OLB) – Stillman	2010-14
62, 60, 46, 86	Gammon, Kendall (C) – Pittsburg State	1996-99
72	Gandy, Wayne (T) – Auburn	2003-05
80	Garcia, Jim (DE) – Purdue	1967
88	Gardner, Talman (WR) – Florida State	2003-04
22	Gardner-Johnson, C.J. (DB) – Florida	2019-
83	Garrett, Len (TE) – New Mexico Highlands	1973-75
20	Gary, Russell (S) – Nebraska	1981-86
20	Gay, Randall (CB) – Louisiana State	2008-10
97	Geathers, James (DE) – Wichita State	1984-89
60	George, Tearius (DE) – Kansas State	2008
85	Ghent, Ronnie (TE) – Louisville	2007
15	Gibbs, Donnie (P) – Texas Christian	1974
77	Gibson, Antonio (SS) – Cincinnati	1986-89, 92
77	Gilbert, Daren (T) – Cal State-Fullerton	1985-88
42, 41	Gilliam, John (WR) – South Carolina State	1967-68, 77
25	Gillislee, Mike (RB) – Florida	2018
89	Gilmore, John (TE) – Penn State	2011
19	Ginn Jr., Ted (TE) – Ohio State	2017-19
37	Giordano, Matt (S) – California	2010
37	Gleason, Steve (S) – Washington State	2000-06
31	Glenn, Aaron (CB) – Texas A&M	2008
29	Glenn, Vencie (S) – Indiana State	1991
82	Glover, Andrew (TE) – Grambling State	2000
97	Glover, La'Roi (DT) – San Diego State	1997-2001
91	Goff, Robert "Pig" (DT) – Auburn	1990-95
77	Goich, Dan (DT) – California	1971
88	Goodlow, Eugene (WR) – Kansas State	1983-86
39	Goodson, Demetri (CB) – Baylor	2018
76, 55	Goodwin, Jonathan (C) – Michigan	2006-10, 2014
82	Gottschalk, Darren (TE) – Cal Lutheran	1987
42	Gowin, Toby (P) – North Texas	2000-02
7	Graham, Ben (P) – Deakin	2008
89	Graham, Daniel (TE) – Colorado	2012
80	Graham, Jimmy (TE) – Miami (Fla.)	2010-14

OWNER
FOOTBALL
ADMINISTRATION
RECORDS
HISTORY

ALL-TIME ROSTER

OWNER

FOOTBALL

ADMINISTRATION

RECORDS

HISTORY

	Graham, Shayne (K) – Virginia Tech.....	2013-14	72	Hart, Jeff (T) – Oregon State.....	1976	
17	Graham, T.J. (WR) – North Carolina State.....	2015	53	Hart, Tommy (DE) – Morris Brown.....	1980	
1	Gramatica, Martin (K) – Kansas State.....	2007-08	5	Hartley, Garrett (K) – Oklahoma.....	2008-13	
96	Granderson, Carl (DE) – Wyoming.....	2019-	67	Harvey, George (G) – Kansas.....	1967	
40	Granger, Hoyle (RB) – Mississippi State.....	1971	52	Harvey, Richard Jr. (LB) – Tulane.....	1995-97	
94	Grant, Charles (DE) – Georgia.....	2002-09	26	Harvey, Richard Sr. (DB) – Jackson State.....	1971	
58	Grant, Cie (LB) – Ohio State.....	2003-04	88	Hastings, Andre (WR) – Georgia.....	1997-99	
74	Gray, Cecil (T) – North Carolina.....	1993	70, 74	Haverdink, Kevin (T) – Western Michigan.....	1989-91	
21	Gray, David (DB) – East Los Angeles JC.....	1979	80	Havrilak, Sam (WR) – Bucknell.....	1974	
48	Gray, J.T. (DB) – Mississippi State.....	2018-	57	Hawthorne, David (LB) – TCU.....	2012-15	
33	Gray, Kevin (DB) – Eastern Illinois.....	1982	36	Hawthorne, Michael (CB) – Purdue.....	2000-03	
72	Gray, Leon (T) – Jackson State.....	1982-83	29	Hayes, Billie (CB) – San Diego State.....	1972	
37	Gray, Mel (RB) – Purdue.....	1986-88	89	Hayes, Mercury (WR) – Michigan.....	1996-97	
18	Grayson, Garrett (QB) – Colorado State.....	2015	92	Haynes, James (LB) – Mississippi Valley State.....	1984-89	
79	Greco, John (G) – Toledo.....	2017	81	Haynes, Michael (WR) – Northern Arizona.....	1994-96	
45	Green, Arthur (RB) – Albany State.....	1972	97	Haynes, Michael (DE) – Penn State.....	2006	
77	Green, Chaz (G/T) – Florida.....	2018	49	Hazelton, Major (DB) – Florida A&M.....	1970	
95	Green, Howard (DT) – Louisiana State.....	2003-04	3	Hebert, Bobby (QB) – Northwestern State.....	1985-89, 91-92	
85	Green, Paul (TE) – Southern California.....	1996	59	Heeney, Ben (LB) – Kansas.....	2017	
53	Green, Sammy (LB) – Florida.....	1980	26	Heidel, Jimmy (S) – Mississippi.....	1967	
90	Green, Skyler (WR) – Louisiana State.....	2008	19	Henderson, Devery (WR) – Louisiana State.....	2004-12	
32	Green, T.J. (DB) – Clemson.....	2019	20	Henderson, Othello (S) – UCLA.....	1993-94	
23	Greer, Victor (S) – Akron.....	2003	91	Hendrickson, Trey (DE) – Florida Atlantic.....	2017	
73	Greenidge, Ethan (OL) – Villanova.....	2019-	65	Henry, Ricky (G) – Nebraska.....	2012	
38	Greer, Donovan (CB) – Texas A&M.....	1997	87	Herrmann, Don (WR) – Waynesburg.....	1975-77	
32, 33	Greer, Jabari (CB) – Tennessee.....	2009-13	54	Herring, Will (LB) – Auburn.....	2011-13	
74	Gregory, Ted (DT) – Syracuse.....	1988	84	Hester, Jim (TE) – North Dakota.....	1967-69	
35	Gresham, Bob (RB) – West Virginia.....	1971-72	64	Hester, Ray (LB) – Tulane.....	1971-73	
45	Griffin, Garrett (TE) – Air Force.....	2017-18	23	Hewitt, Chris (S) – Cincinnati.....	1997-99	
4	Griffin, Ryan (QB) – Tulane.....	2013-14	45, 34	Heyward, Craig (FB) – Pittsburgh.....	1988-92	
28	Groce, DeJuan (CB) – Nebraska.....	2006	76	Hicks, Akiem (DT/DE) – Regina (Sask.).....	2012-15	
78	Grooms, Elois (DE) – Tennessee Tech.....	1975-81	81	Higgins, Michael (TE) – Nebraska-Omaha.....	2011-12	
40	Gros, Earl (RB) – Louisiana State.....	1970	34	Hightower, Tim (RB) – Richmond.....	2015-16	
56	Gros, Lee (C) – Auburn.....	1975-77	62	Hilgenberg, Jay (C) – Iowa.....	1993	
66	Groth, Jeff (WR) – Bowling Green.....	1981-85	61	Hilgenberg, Joel (C/G) – Iowa.....	1984-93	
66	Grubbs, Ben (G) – Auburn.....	2012-14	62	Hill, John (C) – Lehigh.....	1975-84	
18	Guess, Terry (WR) – Gardner-Webb.....	1996	89	Hill, Josh (TE) – Idaho State.....	2013	
84	Guliford, Eric (WR) – Arizona State.....	1997-98	87	Hill, Lonzell (WR) – Washington.....	1987-90	
96	Gunn, Mark (DE) – Pittsburgh.....	1994	81	Hill, Randal (WR) – Miami (Fla.).....	1997	
58	Gwacham, Obum (DE) – Oregon State.....	2015-16	7	Hill, Taysom (QB) – Brigham Young.....	2017	
62	Gwinn, Ross (G) – Northwestern State.....	1968	40, 21	Hilliard, Dalton (RB) – Louisiana State.....	1986-93	
H				76	Hills, Keno (G/T) – Louisiana-Lafayette.....	1996-99
81	Hakim, Az-Zahir (WR) – San Diego State.....	2005	76	Hills, Tony (T) – Texas.....	2015-16	
18	Hakim, Saalim (WR) – Tarleton State.....	2012	81, 86	Hilton, Zachary (TE) – North Carolina.....	2003-05	
79	Halapin, Mike (G) – Pittsburgh.....	1999	78	Hines, Glen Ray (T) – Arkansas.....	1971-72	
35	Hall, Korey (FB) – Boise State.....	2011	24	Hoage, Terry (DB) – Georgia.....	1984-85	
81, 89	Hall, Lamont (TE) – Clemson.....	2000-02, 2004-05	53	Hobbs, Billy (LB) – Texas A&M.....	1972	
86	Hall, Tom (WR) – Minnesota.....	1967	80	Hobbs, Daryl (WR) – Pacific.....	1997	
56	Hall, Willie (LB) – Southern California.....	1972-73	12	Hoibert, Billy Joe (DB) – Washington.....	1997-99	
83	Hamilton, Andy (WR) – Louisiana State.....	1975	2	Hocker, Zach (K) – Arkansas.....	2015	
30	Hamilton, Lynell (RB) – San Diego State.....	2008-09	98	Hodge, Milford (DE) – Washington State.....	1986	
96	Hamilton IV, Woodrow (DT) – Mississippi.....	2017	52	Hodge, Sedrick (LB) – North Carolina.....	2001-05	
70, 96	Hamiter, Uhuuru (DL) – Delaware State.....	1998-99	56, 50	Hodges, Gerald (LB) – Penn State.....	2017	
99	Hand, Norman (DT) – Mississippi.....	2000-02	14	Hodson, Tom (QB) – Louisiana State.....	1995-96	
33	Hampton, Saquan (DB) – Rutgers.....	2019	81	Hogan, Krishawn (WR) – Marian.....	2019	
98	Hanna, Jim (DT) – Louisville.....	1994	57	Holden, Curtis (LB) – Washington State.....	2001	
10	Hansen, Brian (P) – Sioux Falls.....	1984-88	70	Holden, Sam (T) – Grambling State.....	1971	
98	Haralson, Pays (OLB) – Tennessee.....	2013-14	61	Holland, Montreae (G) – Florida State.....	2003-06	
34	Hardee Sr., Justin (DB) – Illinois.....	2017-	18	Hollas, Hugo (S) – Rice.....	1970-72	
28	Harding, Greg (DB) – Nicholls State.....	1984	51	Holloway, Stan (LB) – California.....	1980	
87	Hardy, Larry (TE) – Jackson State.....	1978-85	45	Holmes, Jack (RB) – Texas Southern.....	1978-82	
14	Hargett, Edd (DB) – Texas A&M.....	1969-72	21	Holt, Terrence (S) – North Carolina State.....	2008	
69	Hargrove, Anthony (DL) – Georgia Tech.....	2009-10	87	Horn, Joe (WR) – Itawamba (Miss.) JC.....	2000-06	
80	Harper, Alvin (WR) – Tennessee.....	1997	84	Hoomanawanui, Michael (TE) – Illinois.....	2015, 2017	
28	Harper, Deveron (S) – Notre Dame.....	2003-04	28	Hoskins, Derrick (S) – Southern Mississippi.....	1996	
13	Harper, Rod (WR) – Murray State.....	2009	93	Houser, Kevin (LS) – Ohio State.....	2000-08	
41	Harper, Roman (S) – Alabama.....	2006-13, 2016	68	Housman, Walter (T/G) – Upsala.....	1987	
3	Harrington, Joey (QB) – Oregon.....	2008	35	Howard, Darren (DE) – Kansas State.....	2000-05	
30	Harris, Bill (RB) – Colorado.....	1971	29	Howard, Gene (CB) – Langston.....	1968-70	
79, 76	Harris, Bryce (T) – Fresno State.....	2012-14, 2017	35	Howard, Reggie (CB) – Memphis.....	2000	
36, 26	Harris, Corey (CB) – North Alabama.....	1999-2000	20	Howell, Delles (CB) – Grambling State.....	1970-72	
11	Harris, Deonte (WR/RS) – Assumption.....	2019-	52	Huard, John (LB) – Maine.....	1971	
21	Harris, De'Vante (CB) – Texas A&M.....	2016-17	70	Hubbard, Dave (T) – Brigham Young.....	1977	
30	Harris, Erik (DB) – California (Pa.).....	2016	69	Hudson, Nat (G) – Georgia.....	1981	
80	Harris, Herbert (WR) – Lamar.....	1986-87	92	Hughes III, John (DT) – Cincinnati.....	2017	
82	Harris, Ike (WR) – Iowa State.....	1978-81	54	Hughes, Pat (LB) – Boston.....	1977-79	
92	Harris, Orien (DT) – Miami (Fla.).....	2007	33	Hughes, Tyronne (CB) – Nebraska.....	1993-96	
86	Harris, Rod (WR) – Texas A&M.....	1989	54, 53	Humber, Ramon (LB) – North Dakota State.....	2010-15	
86	Harrison, Victor (WR) – North Carolina.....	1987	84	Humphrey, Liif Jordan (WR) – Texas.....	2019	
88	Hart, Ben (S) – Oklahoma.....	1967	76	Humphrey, Tony (TE) – Central Michigan.....	2009-11	
			97	Hunt, Kevin (T) – Doane.....	1978	
				Hunt, Phillip (DE) – Houston.....	2015	

ALL-TIME ROSTER

60	Hunt, Robert (G) – Virginia.....	1999
32	Hunter, Earnest (RB) – Southeast Oklahoma.....	1996
48	Hunter, Kendall (RB) – Oklahoma State.....	2015
28	Hurley, Bill (DB) – Syracuse.....	1982-83
88	Hyatt, Fred (WR) – Auburn.....	1973

I

47	Ingram, Jake (LS) – Hawaii.....	2010
28, 22	Ingram II, Mark (RB) – Alabama.....	2011-18
12	Ingram, Kevin (DB) – East Carolina.....	1987
27	Irvine, Ken (CB) – Memphis.....	2002
82	Ismail, Qadry (WR) – Syracuse.....	1998
21	Israel, Steve (CB) – Pittsburgh.....	2001
29	Ivory, Chris (RB) – Tiffin.....	2010-12

J

30	Jackson, Ernie (CB) – Duke.....	1972-77
91	Jackson, Grady (DT) – Knoxville.....	2002-03
47	Jackson, Greg (S) – Louisiana State.....	1996
58	Jackson, Jonathan (LB) – Oregon State.....	2001
57	Jackson, Rickey (LB) – Pittsburgh.....	1981-93
88	Jackson, Willie (WR) – Florida.....	2000-01
52	Jacobs, Harry (LB) – Bradley.....	1970
64	Jacob, Kendyl (G/C) – Kansas State.....	2002-05
22	Jakes, Van (CB) – Kent State.....	1986-88
50	James, Philip (C) – Southern.....	1987
33	Jean-Baptiste, Stanley (CB) – Nebraska.....	2014
43	Jean-Batiste, Garland (FB) – Louisiana State.....	1987
80	Jeffries, Haywood (WR) – North Carolina State.....	1996
96	Jeffries, Dameian (DE) – Alabama.....	1995
20	Jenkins, Janoris (CB) – North Alabama.....	2019-
92	Jenkins, John (NT/DT) – Georgia.....	2013-16
27	Jenkins, Malcolm (CB/S) – Ohio State.....	2009-13
72	Jenkins, Trezelle (T) – Michigan.....	1997
36	Jennings, Stanford (RB) – Furman.....	1991
68	Jetton, Paul (G) – Texas.....	1992-93
19	Johnson, Alonzo (WR) – Central State (Ohio).....	1998
35	Johnson, Austin (FB) – Tennessee.....	2014-15
22	Johnson, Benny (CB) – Johnson C. Smith.....	1976
34	Johnson, Bobby (DB) – Texas.....	1983-84, 86
77	Johnson, Carl (G) – Nebraska.....	1972-73
90	Johnson, George (DE) – Rutgers.....	2017
6	Johnson, Dirk (P) – Northern Colorado.....	2002
21	Johnson, Earl (CB) – South Carolina.....	1985
82	Johnson, Eric (TE) – Yale.....	2007
58	Johnson, J.R. (LB) – Syracuse.....	2002
94	Johnson, Joe (DE) – Louisville.....	1994-98, 2000-01
50	Johnson, John (LB) – Clemson.....	1995
45	Johnson, Nate (RB) – Texas Southern.....	1987
59	Johnson, Rufus (OLB) – Tarleton State.....	2013
96	Johnson, Tom (DE/DT) – Southern Mississippi.....	2011-13
86	Johnson, Tony (TE) – Alabama.....	1996-98
95	Johnson, Trevor (DE) – Nebraska.....	2006
80	Johnson, Tyrone (WR) – Western State (Colo.).....	1994
29	Johnson, Undra (RB) – West Virginia.....	1989
53	Johnson, Vaughan (LB) – North Carolina State.....	1986-93
90	Johnson, Walter (LB) – Louisiana Tech.....	1989
36	Jones, Andrew (RB) – Washington State.....	1975-76
58	Jones, Brian (LB) – Texas.....	1995-96, 98
19	Jones, Charlie (WR) – Fresno State.....	2000
74	Jones, Clarence (T) – Maryland.....	1996-98
30	Jones, Don (S) – Arkansas State.....	2015
53	Jones, Donta (LB) – Nebraska.....	2000
95, 92	Jones, Ernest (DE) – Oregon.....	1995, 98
29	Jones, Herana-Daze (S) – Indiana.....	2009
89	Jones, Jamal (WR) – North Carolina A&T.....	2006
59	Jones, J.J. (LB) – Arkansas.....	2002
78	Jones, Jerry (T) – Bowling Green.....	1967-69
21	Jones, Julius (RB) – Notre Dame.....	2010
32	Jones, Kim (FB) – Colorado State.....	1976-79
86, 89	Jones, Mike (WR) – Tennessee State.....	1986-87, 89
20	Jones, Ray (DB) – Southern.....	1973
27	Jones, Reginald (CB) – Memphis.....	1991-94
15	Jones, Seantavius (WR) – Valdosta State.....	2014-15
27	Jones, Selwyn (CB) – Colorado State.....	1994
34	Jones, Tebucky (S) – Syracuse.....	2003-04
23	Jordan, Buford (FB) – McNeese State.....	1986-92
94	Jordan, Cameron (DE) – California.....	2011-
45	Jordan, Jimmy (RB) – Florida.....	1967
45	Joseph, Keith (RB) – Texas A&M.....	2006

K

43	Kaesviharn, Kevin (S) – Augustana (S.D.).....	2007-08
41	Kamara, Alvin (RB) – Tennessee.....	2017-
71	Kaplan, Ken (T) – New Hampshire.....	1987
44	Karney, Mike (FB) – Arizona State.....	2004-08
2	Kasay, John (K) – Georgia.....	2011
46	Kearney, Jim (S) – Prairie View A&M.....	1976
28	Keaton, Curtis (RB) – James Madison.....	2002
78	Keim, Mike (T) – Brigham Young.....	1991
65	Kelemete, Senio (C/G) – Washington.....	2014-17
30	Kelley, Les (RB) – Alabama.....	1967-69
87	Kelly, Mike (TE) – Davidson.....	1973
33, 24, 42, 7	Kelly, Rob (S) – Ohio State.....	1997-2000
5	Kempf, Florian (K) – Pennsylvania.....	1987
60	Kennard, Derek (G) – Nevada.....	1991-93
82	Kennison, Eddie (WR) – Louisiana State.....	1999
49	Keo, Shiloh (S) – Idaho.....	2016
44	Kikaha, Hau'oli (LB/DE) – Washington.....	2015, 2017
17	Kilmer, Billy (DB) – UCLA.....	1967-70
45	Kimbrough, Elbert (S) – Northwestern.....	1968
61	King, Ed (G) – Auburn.....	1995-97
75	King, Mitch (DT) – Iowa.....	2011
53	Kingree, Rick (LB) – Tulane.....	1973-78
18	Kirkwood, Keith (WR) – Temple.....	2018-19
53	Klein, A.J. (LB) – Iowa State.....	2017-19
68	Kline, Alan (T) – Ohio State.....	1994-95
4	Knafek, Greg (TE) – Notre Dame.....	1983
29	Knight, Roger (LB) – Wisconsin.....	2001-04
53	Knight, Sammy (S) – Southern California.....	1997-2002
78	Knight, Shawn (DE) – Brigham Young.....	1987
58	Knox, Kyle (LB) – Fresno State.....	2013-14
66	Knowles, David (T) – Indiana.....	1977
55	Kohlbrand, Joe (LB) – Miami (Fla.).....	1985-89
43	Kopay, Dave (LB) – Washington.....	1971
60	Korte, Steve (C) – Arkansas.....	1983-90
52	Kovach, Jim (LB) – Kentucky.....	1979-85
89	Kramer, Kent (TE) – Minnesota.....	1967
9	Kramer, Tommy (DB) – Rice.....	1990
50	Kreutz, Olin (C) – Washington.....	2011
21	Krimm, John (S) – Notre Dame.....	1982
99	Kruger, Paul (DE) – Utah.....	2016
29	Kuhn, John (FB) – Shippensburg.....	2016-17
50	Kupp, Jake (G) – Washington.....	1967-75
67	Kuziel, Bob (C) – Pittsburgh.....	1972
57	Kyle, Jason (LS) – Arizona State.....	2009-10

L

64	Lafary, Dave (T) – Purdue.....	1977-85
39	LaGrand, Morris (RB) – Tampa.....	1975
96	Lake, Antwan (DT) – West Virginia.....	2006-08
19	Lampman, Jake (WR) – Ferris State.....	2016
96	Langford, Kendall (DL) – Hampton.....	2017
67	LaPorta, Phil (T) – Penn State.....	1974-75
36	Lasco, Daniel (RB) – California.....	2016-17
23	Lattimore, Marshon (CB) – Ohio State.....	2017-
12	Laufenberg, Babe (QB) – Indiana.....	1986
53	Laurinaitis, James (LB) – Ohio State.....	2016
82	Lawrie, Nate (TE) – Yale.....	2005-06
39	Lawson, Odell (RB) – Langston.....	1973-74
58	Leach, Scott (LB) – Ohio State.....	1987
74	Leach, William (G/T) – North Carolina State.....	1987
48	Leach, Wonta (RB) – East Carolina.....	2006
60	Leckey, Nick (C) – Kansas State.....	2009
11	Lee, Bivian (CB) – Prairie View.....	1971-75
39	Lee, Carl (DB) – Marshall.....	1994
32	Lee, Mark (CB) – Washington.....	1991
43	Legette, Tyrone (CB) – Nebraska.....	1992-95
62	Leggett, Brad (C) – Southern California.....	1990-91
72	Leggett, Earl (DT) – Louisiana State.....	1967-68
35	Lehan, Michael (CB) – Minnesota.....	2008
68	Lehr, Matt (C/G) – Virginia Tech.....	2008
75, 95	Leisle, Rodney (DT) – UCLA.....	2004-06, 09
68	Leitto, Tim (G/C) – Grand Valley State.....	2013-16
52	Lemon, Mike (LB) – Kansas.....	1975
40	Leonard, Brian (RB) – Rutgers.....	2014
61	LeRibeus, Josh (G) – Southern Methodist.....	2017-18
89	Lewis, Derrick (WR) – San Diego State.....	2002-03
93	Lewis, Gary (DT) – Oklahoma State.....	1983
22	Lewis, Gary (RB) – Arizona State.....	1970
28, 21	Lewis, Keenan (CB) – Oregon State.....	2013-15

ALL-TIME ROSTER

OWNER

FOOTBALL

ADMINISTRATION

RECORDS

HISTORY

24	Lewis, Marvin (RB) – Tulane	1982	59	Martin, Chris (LB) – Auburn	1983
84	Lewis, Michael (WR) – None	2001-06	22	Martin, D'Artagnan (CB) – Kentucky State	1971
98	Lewis, Reggie (DE) – San Diego State	1982-84	84	Martin, Eric (WR) – Louisiana State	1985-93
29	Lewis, Rodney (CB) – Nebraska	1982-84	10	Martin, Jamie (QB) – Weber State	2006-07
87, 11	Lewis, Tommylee (WR) – Northern Illinois	2016-18	93	Martin, Wayne (DE/DT) – Arkansas	1989-99
3	Leybold, John (K) – None	1978	86	Martini, Rich (WR) – Cal-Davis	1981
78	Linden, Errol (T) – Houston	1969-70	40	Massey, Robert (CB) – North Carolina Central	1989-90
54	Lindsley, Dale (LB) – Western Kentucky	1973	23	Mathis, Kevin (CB) – Texas A&M-Commerce	2000-01
7	Linhart, Toni (K) – Austria Tech	1972	56	Mathis, Reggie (LB) – Oklahoma	1979-80
42	Line, Zach (FB) – Southern Methodist	2017-19	35	Matthews, Henry (RB) – Michigan State	1973
86	Lipps, Louis (WR) – Southern Mississippi	1992	37	Maullet, Arthur (CB) – Memphis	2017-18
20, 21	Little, Earl (DB) – Miami (Fla.)	1998-99	64	Maurer, Andy (G) – Oregon	1974
48	Livingston, Andy (RB) – Phoenix (Ariz.) College	1969-70	56	Mauti, Michael (LB) – Penn State	2015-17
61	Loberg, Greg (G/T) – California	1987	84	Mauti, Rich (WR) – Penn State	1977-80, 82-83
70	Loewen, Mitchell (DL) – Arkansas	2017-19	39	Maxie, Brett (S) – Texas Southern	1985-93
50	Lofton, Curtis (LB) – Oklahoma	2012-14	28	Maxson, Alvin (RB) – Southern Methodist	1974-76
0	Logan, Obert (S) – Trinity	1967	75	Mayberry, Jermaine (G) – Texas A&M-Kingsville	2005
2	Lohmiller, Chip (K) – Minnesota	1995	22	Mayes, Michael (CB) – Louisiana State	1989
89	Long, Dave (DE) – Iowa	1969-72	36	Mayes, Rueben (DE) – Washington State	1986-88, 90
26	Looney, Joe Don (RB) – Oklahoma	1969	17	Meachem, Robert (WR) – Tennessee	2007-11, 13-14
34	Lorick, Tony (RB) – Arizona State	1968-69	5	Mehlhoff, Taylor (K) – Wisconsin	2007-11, 13-14
41	Lorig, Eric (FB) – Stanford	2014	80	Meier, Shad (TE) – Kansas State	2005
78	Lucas, Cornelius (T) – Kansas State	2018	51, 53	Melton, Terrence (LB) – Rice	2004-06
46	Lumpkin, Sean (S) – Minnesota	1992-96	81	Meredith, Cameron (WR) – Illinois State	2018
88	Lusk, Hendrick (TE) – Utah	1996	19	Merkers, Guido (QB/WR/DB) – Sam Houston State	1980-85
3	Lutz, Wil (K) – Georgia State	2016	57	Merlo, Jim (LB) – Stanford	1973-74, 76-79
43	Lyons, Dicky (S) – Kentucky	1970	71	Merrill, Casey (DT) – Cal-Davis	1986

Mc

25, 26, 30	McAfee, Fred (RB) – Mississippi College	1991-93, 2000-06	92, 99	Mickell, Darren (DE) – Florida	1996-97, 99
29	McAllister, Chris (CB) – Arizona	2009	54	Middleton, Rick (LB) – Ohio State	1974-75
26	McAllister, Deuce (RB) – Mississippi	2001-09	10	Mike-Mayer, Steve (K) – Maryland	1978
90	McBride, Turk (DE) – Tennessee	2011-12	83	Miller, Billy (TE) – Southern California	2006-08
57	McCain, Chris (LB) – California	2016	67	Miller, Bubba (C/G) – Tennessee	2002
36	McCall, Don (RB) – Southern California	1967-68, 70	84	Miller, Junior (TE) – Nebraska	1984
29	McCauley, Marcus (CB) – Fresno State	2009	69	Miller, Les (DT) – Fort Hays State	1991-94
13, 44	McClard, Bill (K) – Arkansas	1973-75	80	Miller, Mike (WR) – Tennessee	1985
67	McCleskey, J.J. (WR/S) – Tennessee	1993-96	51	Mills, Sam (LB) – Montclair State	1986-94
13, 44	McCollum, Andy (G) – Toledo	1994-98	40	Milne, Brian (FB) – Penn State	2000
71, 75	McCormick, Dave (T) – Louisiana State	1967-68	32	Minor, Lincoln (RB) – New Mexico State	1973
7	McConow, Luke (QB) – Louisiana Tech	2013-16	88	Mitchell, Derrell (WR) – Texas Tech	1994
7	McCoy, Erik (C/G) – Texas A&M	2019	83	Mitchell, Johnny (TE) – Nebraska	2001
51	McCoy, Larry (LB) – Lamar	1987	94	Mitchell, Kawika (LB) – South Florida	2010
59	McCoy, Matt (LB) – San Diego State	2007	59	Mitchell, Keith (LB) – Texas A&M	1997-01
44	McCrary, Fred (FB) – Mississippi State	1997	50	Mitchell, Kevin (LB) – Syracuse	1998-1999
93	McCray, Bobby (DE) – Florida	2008-09	50	Mitchell, Marvin (LB) – Tennessee	2007-10
80	McCulloch, Earl (WR) – Southern California	1974	40	Mitchell, Mel (S) – Western Kentucky	2002, 04-05
76	McDaniel, Tony (DT) – Tennessee	2017	98	Mohamed, Mike (LB) – California	2015
30	McDougle, Dexter (DB) – Maryland	2017	25	Molden, Alex (CB) – Oregon	1996-2000
36	McIntyre, Cory (RB) – West Virginia	2006	27	Monroe, Derrius (DE) – Virginia Tech	2002
19	McGarity, Wayne (WR) – Texas	2001	74	Montgomery, Marv (T) – Southern California	1976-77
88	McGeoghan, Phil (WR) – Maine	2003	24	Montgomery, Monty (S) – Houston	2004
49	McGill, Ralph (S) – Tulsa	1978-79	74	Moore, Doug (DE) – Whittier	1971-72
77	McGlynn, Mike (G) – Pittsburgh	2015	32	Moore, Derland (DT) – Oklahoma	1973-85
76	McGuire, Gene (C) – Notre Dame	1992	95	Moore, Eric (DE) – Florida State	2006
92	McIntosh, Toddrick (DE) – Florida State	1995	32	Moore, Jerald (RB) – Oklahoma	2000
43, 34	McKenzie, Mike (CB) – Memphis	2004-09	25	Moore, Jerry (S) – Arkansas	1973-74
97	McKinley, Alvin (DT) – Mississippi State	2008	16	Moore, Lance (WR) – Toledo	2005-13
59	McKinnon, Ronald (LB) – North Alabama	2005	21	Moore, Reynaud (CB) – UCLA	1971
42	McLemore, Dana (DB) – Hawaii	1986	24	Moore, Sterling (CB) – Southern Methodist	2016-17
29	McMillian, Mark (CB) – Alabama	1996	73	Mooring, John (T) – Tampa	1974
27	McNeill, Rod (RB) – Southern California	1974-75	13	Morgan, Joseph (WR) – Walsh	2012, 2014-15
12	McNeill, Tom (P) – Stephen F. Austin	1967-69	57	Morgan, Mike (LB) – Louisiana State	1969-70
5	McPherson, Adrian (QB) – Florida State	2005	37	Morris, Chris (T) – Indiana	1975
25	McQuay, Leon (RB) – Tampa	1976	76	Morrison, Don (T) – Texas-Arlington	1971-77
76	McQuistan, Pat (T) – Weber State	2011	35	Morse, Bobby (FB) – Michigan State	1989-91

M

47	Mack, Cedric (CB) – Baylor	1992-93	65	Naeole, Chris (G) – Colorado	1997-01
44	Mack, Elbert (CB) – Troy	2012	55	Nairne, Rob (LB) – Oregon	1981-83
24	Mack, Milton (CB) – Alcorn State	1987-91	23, 22	Neal, Lorenzo (FB) – Fresno State	1993-96
36	Maille, Marcus (FB) – Weber State	2009	87, 68	Neal, Richard (DE) – Southern	1969-72, 78
86	Manhertz, Chris (TE) – Canisius	2016			
8	Manning, Archie (QB) – Mississippi	1971-75, 77-82			
91	Marchiol, Ken (LB) – Mesa State	1987			
2	Mare, Olindo (K) – Syracuse	2007			
7	Marrone, Doug (G) – Syracuse	1989			
40	Marsalis, Jim (S) – Tennessee State	1977			
15	Marshall, Brandon (WR) – Central Florida	2018			
23	Marshall, James (DB) – Jackson State	1980			

N

65	Naeole, Chris (G) – Colorado	1997-01
55	Nairne, Rob (LB) – Oregon	1981-83
23, 22	Neal, Lorenzo (FB) – Fresno State	1993-96
87, 68	Neal, Richard (DE) – Southern	1969-72, 78

ALL-TIME ROSTER

36	Ned, Derrick (FB) – Grambling State	1993-95
37	Nelson, Jerico (S) – Arkansas	2012
67	Nesbit, Jamar (G/T) – South Carolina	2004-09
24	Nevett, Elijah (CB) – Clark Atlanta	1967-70
41	Newkirk, Robert (DE) – Michigan State	1999
64	Niellow, Bob (WR) – Oregon	1971-74
30	Newman, Anthony (S) – Oregon	1995-97
86	Newman, Patrick (WR) – Utah State	1991-93
78	Newsome, Billy (DE) – Grambling State	1973-74
31	Newsome, Richard (S) – Michigan State	2001
77	Newton, Derek (T) – Arkansas State	2018
38	Nicholson, Calvin (CB) – Oregon State	1989-91
77	Nicks, Carl (G) – Nebraska	2008-11
93, 79	Ninkovich, Rob (DE) – Purdue	2006, 2008
11	Ninowski, Jim (QB) – Michigan State	1969
33	Norris, Moran (FB) – Kansas	2001-02
60	Novitsky, Craig (C/T) – UCLA	1994-96
13	Nussmeier, Doug (QB) – Idaho	1994-97
36	Nyvall, Vic (RB) – Northwestern State	1970

O

2	O'Neal, Ken (TE) – Oklahoma State	1987
10	O'Neal, Steve (P) – Texas A&M	1973
14	O'Sullivan, J.T. (QB) – Cal-Davis	2002-04
29	Ogden, Ray (WR) – Alabama	1967
86	Ojo, Onome (WR) – Cal-Davis	2001
57	Okafor, Alex (DE) – Texas	2017-18
65	Ola, Michael (T) – Hampton	2018-19
28	Oldham, Chris (S) – Oregon	2000-01
70, 69	Olson, Eric (G/C) – Notre Dame	2011-12, 2014
60	Omameh, Patrick (G/T) – Michigan	2019
93	Onyemata, David (DT) – Manitoba (Canada)	2016
45	Opurum, Toben (FB) – Kansas	2015
86	Ortega, Buck (TE) – Miami (Fla.)	2008-09
30	Ortiz, Ricky (FB) – Oregon State	2019
35	Otis, Jim (RB) – Ohio State	1970
66	Oubre, Louis (G) – Oklahoma	1982-84
49	Owens, Artie (WR) – West Virginia	1980
30	Owens, Chris (CB) – San Jose State	2015
72	Owens, Joe (DE) – Alcorn State	1971-75
86	Owens, John (TE) – Notre Dame	2006-07
83	Owens, Tinker (WR) – Oklahoma	1976, 78-80

P

35	Pahukoa, Shane (S) – Washington	1995
4	Pakulak, Glenn (P) – Kentucky	2008
3	Palko, Tyler (QB) – Pittsburgh	2007
52	Palmer, Dick (LB) – Kentucky	1972-73
75	Palmer, Emile (DT) – Syracuse	1996
42, 88	Parker, Joel (WR) – Florida	1974-75, 77
96	Parker, Steve (DE) – Idaho	1980
83	Parks, Dave (TE) – Texas Tech	1968-72
58	Parry, David (DT) – Stanford	2017
17	Partridge, Rick (P) – Utah	1979
80	Pathon, Jerome (WR) – Washington	2002-04
32	Patrick, Johnny (CB) – Louisville	2011-12
81	Patten, David (WR) – Western Carolina	2007-08
88	Pattison, Mark (WR) – Washington	1987-88
51	Paul, Whitney (LB) – Colorado	1982-85
75	Peat, Andrus (T/G) – Stanford	2015
53	Pelluer, Scott (LB) – Washington State	1981-85
71	Perot, Pety (G) – Northwestern State	1985
80	Perriman, Brett (WR) – Miami (Fla.)	1988-90
39	Perry, Darren (S) – Penn State	2000
32	Perry, Vernon (S) – Jackson State	1983
33	Perry, Willmont (RB) – Livingstone	1998-99
28	Peterson, Adrian (RB) – Oklahoma	2017
71	Pettitt, Rob (T) – Pittsburgh	2006
45	Petry, Stan (CB) – Texas Christian	1991
34	Phillips, Jess (RB) – Michigan State	1973-74
86	Phillips, John (TE) – Virginia	2016-17
38	Phillips, Kenny (S) – Miami (Fla.)	2015
43	Phillips, Kim (CB) – North Texas	1989
37	Phiyaz, Dino (RB) – Oregon	1999
67	Pietzak, Jim (C) – Eastern Michigan	1979-84
35	Pittman, David (CB) – Northwestern State	2008
75	Pittman, Julian (DT) – Florida State	1998
22	Pitts, Elijah (RB) – Philander Smith	1970
85	Poage, Ray (TE) – Texas	1967-70

25	Poe, Johnnie (CB) – Missouri	1981-87
82	Pollard, Bob (DE) – Weber State	1971-77
83	Poole, Keith (WR) – Arizona State	1997-2000
88	Poole, Nate (WR) – Marshall	2005
70	Port, Chris (G/T) – Duke	1991-95
59	Porter, Rufus (LB) – Southern	1995-96
22	Porter, Tracy (CB) – Indiana	2008-11
40	Powell, Marvin (FB) – Southern California	1999
56	Powell, Ronald (OLB) – Florida	2014
33	Preece, Steve (DB) – Oregon State	1969
70	Pressley, DeMario (DT) – North Carolina State	2009
75	Price, Elex (DT) – Alcorn State	1973-80
70	Price, Marcus (T) – Louisiana State	2000-01
23	Pringle, Pierson (S) – Virginia Tech	2009-10
37	Proffitt, Joe (RB) – Louisiana-Monroe	1973
65	Prudhomme, Remi (G/C) – Louisiana State	1971-72
37	Pugh, Jordan (S) – Texas A&M	2013

R

47	Rackley, David (DB) – Texas Southern	1985
71	Ramczyk, Ryan (T) – Wisconsin	2017
21	Ramsey, Nate (S) – Indiana	1973
16	Ramsey, Steve (QB) – North Texas	1970
98	Rankins, Sheldon (DT) – Louisville	2016
86	Rasby, Walter (TE) – Wake Forest	2003
66	Rasley, Rocky (G) – Oregon State	1974
22	Ray, Ricky (CB) – Norfolk State	1979-80
21	Reaves, Ken (CB) – Norfolk State	1974
56	Rebowe, Rusty (LB) – Nicholls State	1978
86	Reddick, Kevin (ILB) – North Carolina	2013
52	Redd, Glen (LB) – Brigham Young	1981, 83-86
86	Reed, Jake (WR) – Grambling State	2000-02
60	Reese, Don (DE) – Jackson State	1978-80
39	Reis, Chris (S) – Georgia Tech	2007-10
75	Rengel, Mike (DT) – Hawaii	1969
76	Reyes, Tutan (T) – Mississippi	2000-02
84	Rhem, Steve (WR) – Minnesota	1994-95
1	Ricardo, Benny (K) – San Diego State	1980-81
55	Rice, Floyd (LB) – Alcorn State	1978
78	Richardson, Bobby (DE) – Indiana	2015
56	Richardson, Jay (OLB) – Ohio State	2013
75	Richey, Mike (T) – North Carolina	1970
84	Riley, Preston (WR) – Memphis	1973
66, 68	Riley, Victor (T) – Auburn	2002-04
14	Riordan, Tim (QB) – Temple	1987
77	Rissmiller, Ray (T) – Georgia	1967
82	Rivers, Marcellus (TE) – Oklahoma State	2006
83	Roaches, Carl (KR) – Texas A&M	1985
77	Roaf, William (T) – Louisiana Tech	1993-2001
95	Robbins, Austin (DT) – North Carolina	1996-99
27	Roberts, Walt (WR) – San Jose State	1967
52	Robertson, Craig (LB) – North Texas	2016
32	Robinson, Josh (DB) – Central Florida	2018
29	Robinson, Khiry (RB) – West Texas A&M	2013-15
70	Robinson, Patrick (CB) – Florida State	2010-14, 18
47	Robinson, Craig (T) – Houston	1972-73
70, 68	Robinson, Virgil (RB) – Grambling State	1971-72
15	Robinson, William (T) – San Diego State	2011-12
15	Roby, Courtney (WR) – Indiana	2008-12
34	Rodenberger, Jeff (FB) – Maryland	1987
59	Rodgers, Derrick (LB) – Arizona State	2003-04
54	Roe, Bill (LB) – Colorado	1987
58	Rogers, George (RB) – South Carolina	1981-84
41	Rogers, Jimmy (RB) – Oklahoma	1980-84
92	Rogers, Shaun (DT) – Texas	2011
26	Rogers, Steve (RB) – Louisiana State	1975
75	Rollins, Baron (G) – Louisiana Tech	1994
44	Rose, George (CB) – Auburn	1967
55	Ross, Scott (LB) – Southern California	1991
78	Roth, Tom (C/G) – Southern Illinois	1994
70	Rourke, Jim (T) – Boston College	1985
54	Roussel, Tom (LB) – Southern Mississippi	1971-72
76	Rowe, Dave (DT) – Penn State	1967-70
3	Royals, Mark (P) – Appalachian State	1997-98
56	Ruff, Orlando (LB) – Furman	2003-04
55	Ruud, Barrett (LB) – Nebraska	2012
89	Ryan, Sean (TE) – Boston College	2008
54	Ryzek, Paul (C) – Virginia	1981

ALL-TIME ROSTER

S

99	Sagapolutele, Pio (DT) - San Diego State	1997
68	Saindon, Pat (G) - Vanderbilt	1986
73	Sandeman, Bill (T) - Pacific	1967
74	Sanderson, Scott (G/T) - Washington State	2001-02
38,33	Sanford, Jamarca (S) - Mississippi	2014-15
51	Saul, Bill (LB) - Penn State	1969
18	Saunders, Jalen (WR) - Oklahoma	2014
93,95	Savage, Josh (DE) - Utah	2007-08
85	Savoie, Nicky (TE) - Louisiana State	1997
83	Scales, Greg (TE) - Wake Forest	1988-91
21	Scarpatti, Joe (DB) - North Carolina State	1970
24	Scott, Bryan (S) - Penn State	2006
63	Schmidt, Roy (G) - Long Beach State	1967-68
40	Schmidt, Terry (CB) - Ball State	1974-75
65	Schreiber, Adam (G) - Texas	1985
33	Schultz, Randy (RB) - Northern Iowa	1967-68
71	Schumacher, Kurt (G) - Ohio State	1975-77
48	Schwartz, Don (S) - Washington State	1978-80
60	Schweda, Brian (DE) - Kansas	1967-68
74	Scifres, Steve (T) - Wyoming	1999
12	Scott, Bobby (QB) - Tennessee	1973-82
80	Scott, Lindsay (WR) - Georgia	1982-85
87	Scott, Malcolm (TE) - Louisiana State	1987
84	Seal, Paul (TE) - Michigan	1974-76
37	Seamster, Sammy (CB) - Middle Tennessee State	2015
63	Setterstrom, Chad (G) - Northern Iowa	2004-06
66	Seymour, Ryan (G) - Vanderbilt	2015
28	Shabazz, Sideeq (S) - New Mexico State	2005
58	Shanle, Scott (LB) - Nebraska	2006-12
42	Sharper, Darren (S) - William & Mary	2009-10
30	Shaw, Bob (WR) - Winston-Salem State	1970
76	Shaw, Rickie (T) - North Carolina	1993
89	Shepard, Derrick (WR) - Oklahoma	1989
67	Shinners, John (G) - Xavier (Ohio)	1969-71
88	Shockey, Jeremy (TE) - Miami (Fla.)	2008-10
5	Shuler, Heath (QB) - Tennessee	1997-98
28	Shy, Don (RB) - San Diego State	1969
71	Siglar, Ricky (T) - San Jose State	1997-98
51	Simmons, Brian (LB) - North Carolina	2007
53	Simmons, Dave (LB) - Georgia Tech	1967
25	Simmons, Jerry (WR) - Bethune-Cookman	1967
96	Simmons, Michael (DE) - Mississippi State	1989-90
53	Simoneau, Mark (LB) - Kansas State	2006-08
54	Simonini, Ed (LB) - Texas A&M	1982
79	Slaughter, Chuck (T) - South Carolina	1982
53	Slaughter, J.J. (LB) - Southern Mississippi	2005
88,48	Sloan, David (TE) - New Mexico	2002-03
81,84	Slutzker, Scott (TE) - Iowa	1998-99
83	Small, Torrance (WR) - Alcorn State	1992-96
99	Smeenge, Joel (DE/LB) - Western Michigan	1990-94
32	Smith, Antowain (RB) - Houston	2005
91	Smith, Brady (DE) - Colorado State	1996-99
30	Smith, Cedric (FB) - Florida	1991
54	Smith, Darrin (LB) - Miami (Fla.)	2000-04
24	Smith, Dwight (S) - Akron	2005
82	Smith, Irv (TE) - Notre Dame	1993-97
90	Smith, Kenny (DT) - Alabama	2001-04
36,26	Smith, Lamar (RB) - Houston	1998-99, 2003
66	Smith, Royce (G) - Georgia	1972-73
99	Smith, Shaun (DT) - South Carolina	2004
44	Smith, Terrelle (FB) - Arizona State	2000-03
10	Smith, Tre'Quan (WR) - Central Florida	2018
52	Smith, Vinson (LB) - East Carolina	1998-99
91	Smith, Will (DE) - Ohio State	2004-12
83	Snead IV, Willie (WR) - Ball State	2015-17
33	Sobomehin, Olaniyi (FB) - Portland State	2008
11	South, Ronnie Lee (QB) - Arkansas	1968
33	Spears, Ernest (S) - Southern California	1990
57	Spence, Noah (DE) - Eastern Kentucky	1992-95
37	Spencer, Jimmy (CB) - Florida	1992-95
29	Spencer, Maurice (CB) - North Carolina Central	1974-76, 78
96	Spicer, Paul (DE) - Saginaw Valley State	2009
28	Spiller, C.J. (RB) - Clemson	2015-16
47	Spivey, Mike (CB) - Colorado	1980-81
43	Sproles, Darren (RB) - Kansas State	2011-13
6	Stabler, Ken (QB) - Alabama	1982-84
89	Stachelski, Dave (TE) - Boise State	2000-01
83	Stallworth, Donté (WR) - Tennessee	2002-05
76, 95	Stallworth, Taylor (DT) - South Carolina	2018
90	Stanley, Israel (DE) - Arizona State	1995

72	Stanley, Montavious (DT) - Louisville	2008
32	Stauch, Scott (RB) - UCLA	1981
27	Stecker, Aaron (RB) - Western Illinois	2004-08
27	Stemrick, Greg (CB) - Colorado State	1983
22	Stevens, Howard (RB) - Louisville	1973-74
26	Stewart, Jimmy (S) - Tulsa	1977
87	Stickles, Monty (TE) - Notre Dame	1968
68	Sieve, Terry (G) - Wisconsin	1976-77
84	Stills, Kenny (WR) - Oklahoma	2013-14
78	Stinchcomb, Jon (T) - Georgia	2003-04, 06-10
55	Stincic, Tom (LB) - Michigan	1962
71	Stokes, Fred (DE) - Georgia Southern	1996
52	Stonebreaker, Mike (LB) - Notre Dame	1994
37	Stonebreaker, Steve (LB) - Detroit	1967-68
23	Stoutmire, Omar (S) - Fresno State	2006
49	Stowers, Tommie (TE) - Missouri	1992-93
33	Strachan, Mike (RB) - Iowa State	1975-80
58	Strand, Eli (G) - Iowa State	1967
64	Strief, Zach (T) - Northwestern	2006-17
42	Strong, Jim (RB) - Houston	1971-72
41	Strong, William (CB) - North Carolina State	1995-96
54	Stupar, Nate (LB) - Penn State	2016-17
73	Sturm, Jerry (T/C) - Illinois	1967-70
68	Sturt, Fred (G) - Bowling Green	1978-81
97	Sullivan, Johnathan (DT) - Georgia	2003-05
43	Sunsen, Vinnie (S) - Alabama	2014
60	Sutherland, Doug (G) - Wisconsin-Superior	1970
20	Sutton, Jon (CB) - New Mexico	1987
29	Sutton, Reggie (CB) - Miami (Fla.)	1987-88
27	Swann, Damian (CB) - Nebraska	2015
14	Swearingner Sr., D.J. (DB) - South Carolina	2019
14	Sweetan, Karl (CB) - Wake Forest	1968
38	Sweeting, Rod (CB) - Georgia Tech	2013
56	Swilling, Pat (LB) - Georgia Tech	1986-92
67	Swinney, Clovis (DT) - Arkansas State	1970
69	Swoopes, Pat (DT) - Mississippi State	1987-89
15	Szaro, Rich (K) - Harvard	1975-78
88	Szymkowski, Dave (WR) - West Texas A&M	1968

T

72	Talbert, Don (T) - Texas	1969-70
14	Tanner, Andy (WR) - Midwestern State	2013
55	Tapp, Darryl (DE) - Virginia Tech	2016
15	Tate, Brandon (WR) - North Carolina	2018
22	Taylor, Derrick (S) - North Carolina State	1987
71	Taylor, James (T) - Missouri	1978-81
31	Taylor, Jim (RB) - Louisiana State	1967
29	Taylor, Keith (S) - Illinois	1992-93
77	Taylor, Mike (T) - Southern California	1969-70
65	Tennant, Matt (C/G) - Boston College	2010-11
51	Te'o, Manti (LB) - Notre Dame	2017-19
78	Terrell, Daryl (T) - Southern Mississippi	1999-2001
50	Terry, Corey (LB) - Tennessee	2000
86	Thaxton, James (TE) - Tennessee State	1976-77
35	Therzie, Robenson (S) - Auburn	2016
28	Thomas, Anthony (RB) - Michigan	2005
23	Thomas, Charlie (KR) - Tennessee State	1975
85	Thomas, Curtland (WR) - Missouri	1987
85	Thomas, David (TE) - Texas	2009-12
22	Thomas, Fred (CB) - Tennessee-Martin	2000-07
79	Thomas, Henry (G) - Texas State	1987
99	Thomas, Hollis (DT) - Northern Illinois	2006-08
89	Thomas, Joe (WR) - Mississippi Valley State	1987
33	Thomas, Joey (CB) - Montana State	2005
14	Thomas, Levon (WR) - Georgia Tech	2005
13	Thomas, Michael (WR) - Ohio State	2016
23	Thomas, Pierre (RB) - Illinois	2007-14
17	Thomas, Speedy (WR) - Utah	1973-74
89	Thompson, Aundra (WR) - Texas A&M-Commerce	1981-82
37	Thompson, Bennie (S) - Grambling	1989-91
27	Thompson, Bobby (S) - Arizona	1969
65	Thompson, Dave (T) - Clemson	1974-75
96	Thorp, Don (DT) - Illinois	1984
33	Thurman, Junior (DB) - Southern California	1987
82	Tice, John (TE) - Maryland	1983-92
74	Tilleman, Mike (DT) - Montana	1967-70
71	Tillman, Faddie (DT) - Boise State	1972
11, 14	Todd, Richard (QB) - Alabama	1984-85
54	Toles, Alvin (LB) - Tennessee	1985-88
11	Tolliver, Billy Joe (QB) - Texas Tech	1998-2000
63	Tom, Cameron (C) - Southern Mississippi	2017

ALL-TIME ROSTER

90	Tomich, Jared (DE) - Nebraska	1997-2000
88	Toon, Nick (WR) - Wisconsin	2013-14
24	Tourence, Leigh (CB) - Stanford	2008-11
32	Toussaint, Darrell (DB) - Northwestern State	1987
71	Townes, Willie (DE) - Tulsa	1970
65	Trapilo, Steve (G) - Boston College	1987-90, 92
57	Trusnik, Jason (LB) - Ohio Northern	2016
54	Tubbs, Winfred (LB) - Texas	1994-97
58	Tuipala, Joe (LB) - San Diego State	1999
26	Tullis, Willie (CB) - Troy State	1985-86
68	Tuttle, Kyle (GT) - San Diego State	1998-2002
97	Turnbull, Renaldo (DE/LB) - West Virginia	1990-96
88	Turner, Floyd (WR) - Northwestern State	1989-93
78	Turner, Landon (OL) - North Carolina	2016
99	Tuttle, Shy (DT) - Tennessee	2019
86	Twyner, Gunnard (WR) - Western Illinois	1997
42	Tyler, Toussaint (RB) - Washington	1981-82

U

62	Uhlenhake, Jeff (C) - Ohio State	1994-95
60	Unger, Max (C) - Oregon	2015-18

V

32	Vaccaro, Kenny (S) - Texas	2013-17
35	Van Wagner, Jim (FB) - Michigan Tech	1978
52	Vanderbundt, Skip (LB) - Oregon State	1978
86	Vander Laan, Jason (TE) - Ferris State	2019
38	Vandersea, Phil (LB) - Massachusetts	1967
79	Verdon, Jimmy (DE) - Arizona State	2005
66	Verstegen, Mike (G) - Wisconsin	1995-97
51	Vilma, Jonathan (LB) - Miami (Fla.)	2008-13
62	Virgil, Lawrence (NT) - Valdosta State	2014

W

30	Wade, Trevin (CB) - Arizona	2013
70	Wagner, Terrence (C) - Sacramento State	2003
87	Wainwright, Frank (TE) - Northern Colorado	1991-93
83	Walker, Dwight (WR) - Nicholls State	1987
78	Walker, Jeff (G) - Memphis	1988-89
80	Walker, Mike (DE) - Tulane	1971
75, 97	Walker, Iyrunn (DT/DE) - Tulsa	2012-14, 2018
85	Walls, Wesley (TE) - Mississippi	1994-95
4	Walsh, Steve (QB) - Miami (Fla.)	1990-93
21	Ward, Carl (S) - Michigan	1969
72	Ward, Chris (T) - Ohio State	1984
58	Ward, Phillip (LB) - UCLA	2000
76	Warford, Larry (G) - Kentucky	2017-19
98	Warner, Ron (LB) - Kansas	1998
73	Warren, Frank (DE) - Auburn	1981-89, 91-94
42	Warren, Pierre (S) - Jacksonville State	2014
55	Washington, Dave (LB) - Alcorn State	1980
27	Washington, Dwayne (RB) - Washington	2018-19
26	Washington, Mickey (CB) - Texas A&M	1997
59	Waters, Anthony (LB) - Clemson	2009-10
88	Waters, Mike (TE) - San Diego State	1987
82	Watson, Benjamin (TE) - Georgia	2013-15, 2018
55	Watson, Courtney (LB) - Notre Dame	2004-05
67	Watson, John (T) - Oklahoma	1977-79
61	Watson, Mike (T) - Miami (Ohio)	1977
49	Wattelet, Frank (S) - Kansas State	1981-87
44	Waymer, Dave (DB) - Notre Dame	1980-89
42, 24	Weary, Fred (CB) - Florida	1998-2001
7	Weatherford, Steve (P) - Illinois	2006-08
85	Weatherspoon, Cephus (WR) - Fort Lewis College	1972
28	Webb, B.W. (CB) - William & Mary	2016
56	Weissenhofer, Ron (LB) - Notre Dame	1987
42	Welch, Claxton (RB) - Oregon	1970
54	Wendryhoski, Joe (C) - Illinois	1967-68
60	Westbrooks, Greg (LB) - Colorado	1975-77
84	Wheatley, Austin (TE) - Iowa	2000
39	Wheelwright, Ernie (RB) - Southern Illinois	1967-70
86	Whitaker, Creston (WR) - North Texas	1972
24	White, Corey (CB/S) - Samford	2012-14
79	White, Mitch (T) - Oregon State	2001
98	Whitehead, Willie (DE/DT) - Auburn	1999-2006
23	Whitsett, Dave (CB) - Indiana	1967-69
59	Whittingham, Fred (LB) - Cal Poly-San Luis Obispo	1967-68
23	Whittle, Ricky (RB) - Oregon	1996
66	Wickert, Tom (G) - Washington State	1975-76

49	Wicks, Bob (WR) - Utah State	1974
47	Wilcox, Josh (TE) - Oregon	1998-99
99	Wilkinson, Jimmy (DL) - Oklahoma	2010
94	Wilks, Jim (DE/DT) - San Diego State	1981-93
82	Williams, Boo (TE) - Arkansas	2001-04
51	Williams, Brian (LB) - Southern California	2001
88	Williams, Brooks (TE) - North Carolina	1978-81
61	Williams, Del (G) - Florida State	1967-73
90	Williams, James (LB) - Mississippi State	1990-94
24	Williams, Joe (RB) - Wyoming	1972
45	Williams, John (FB) - Wisconsin	1986
27	Williams, Jonathan (RB) - Arkansas	2017-18
93	Williams, Kevin (DT) - Oklahoma State	2015
66	Williams, Larry (G) - Notre Dame	1991
96	Williams, Melvin (DE) - Kansas State	2003-04
43	Williams, Marcus (S) - Utah	2017
25, 26	Williams, P.J. (CB) - Florida State	2016
69	Williams, Ralph (G) - Southern	1985-86
86	Williams, Richard (WR) - Abilene Christian	1974
34	Williams, Ricky (RB) - Texas	1999-2001
21	Williams, Robert (CB) - North Carolina	1999
63	Williams, Wally (G) - Florida A&M	1999-2002
65	Williams, Willie (T) - Louisiana State	1994
63	Willis, Donald (G) - North Carolina A&T	1995-97
89	Willis, Len (WR) - Ohio State	1977
67	Willis, Ray (T) - Florida State	2011
4	Wilmsmeyer, Klaus (P) - Louisville	1995-96
18	Wilson, Dave (QB) - Illinois	1981, 83-89
24	Wilson, Kyle (CB) - Boise State	2015
95	Wilson, Martez (LB/DE) - Illinois	2011-13
42, 24	Wilson, Jerry (CB) - Southern	2001-02
42	Wilson, Ray (S) - New Mexico	1994
80	Wilson, Robert (WR) - Florida A&M	2000-01
45	Wilson, Tim (FB) - Maryland	1983-84
79, 92	Wilson, Troy (DE) - Pittsburg State	1998-99
18	Wilson, Wade (QB) - Texas A&M-Commerce	1993-94
30	Wilson, Wayne (FB) - Shepherd	1979-86
71	Winans, Jeff (DT) - Southern California	1976
80	Winslow, Doug (WR) - Drake	1973
9	Winslow, George (P) - Villanova	1989
92	Winston, DeMond (LB) - Vanderbilt	1990, 92-94
56	Winston, Dennis (LB) - Arkansas	1982-85
68	Winther, Wimpy (C) - Mississippi	1972
24	Woerner, Scott (DB) - Georgia	1987
19	Wood, Gary (QB) - Cornell	1967
73	Wood, John (DE) - Louisiana State	1973
49	Wood, Zach (LS) - Southern Methodist	2017
95	Woodard, Cedric (DT) - Texas	2005
65	Woods, Robert (T) - Tennessee State	1977-80
47	Woodson, Marv (S) - Indiana	1969
34	Word, Barry (RB) - Virginia	1987-88
7	Wuerffel, Danny (QB) - Florida	1997-99
23	Wyatt, Doug (S) - Tulsa	1970-72
43, 35	Wynn, DeShawn (RB) - Florida	2010
98	Wynn, Renaldo (DT/DE) - Notre Dame	2007

Y

1	Yepremian, Garo (K) - None	1979
65	Young, Bob (G) - Howard Payne	1981
66	Young, Brian (DT) - UT-EP	2004-08
93	Young, Kevin (DE) - Utah State	1987
89	Young, Iyrene (WR) - Florida	1983-84
38, 28	Young, Usama (CB/S) - Kent State	2007-10
20	Youngblood, George (S) - Los Angeles State	1967-68

Z

79	Zanders, Emanuel (G) - Jackson State	1974-80
34	Zellers, Ray (FB) - Notre Dame	1995-98
35	Zenner, Zach (RB) - South Dakota State	2019

ALL-TIME NUMERICAL ROSTER

0	
Obert Logan (S)	1967
00	
Ken Burrough (WR)	1970
1	
Gary Yepremian (K)	1979
Benny Ricardo (K)	1980-81
Martin Gramatica (K)	2007-08
2	
Chip Lohmiller (K)	1995
Aaron Brooks (QB)	2000-05
Olindo Mare (K)	2007
John Kasay (K)	2011
Zach Hocker (K)	2015

3	
Skip Butler (K)	1971
John Leyboldt (K)	1978
Bobby Hebert (QB)	1985-89, 91-92
Mark Royals (P)	1997-98
John Carney (K)	2001-06, 09-10
Tyler Paklo (QB)	2007
Joey Harrington (QB)	2008
Shayne Graham (K)	2013-14
Matt Flynn (QB)	2015
Wil Lutz (K)	2016

4	
Mike Cofer (K)	1987
Steve Walsh (QB)	1990-93
Klaus Wilmsmeyer (P)	1995-96
Toby Gowin (P)	2000-02
Todd Bouman (QB)	2003-05
Billy Cundiff (K)	2006
Glenn Pakulak (P)	2008
Sean Canfield (QB)	2010-11
Ryan Griffin (QB)	2013-14
Brandon Fields (P)	2015

5	
Florian Kempf (K)	1987
Heath Shuler (QB)	1997-98
Adrian McPherson (QB)	2005
Taylor Mehlfaff (K)	2008
Garrett Hartley (K)	2008-13
Kai Forbath (K)	2015
Joe Callahan (QB)	2016
Teddy Bridgewater (QB)	2018-19

6	
Tommy Barnhardt (P)	1987, 89-94, 99
Dirk Johnson (P)	2002
Thomas Morstead (P)	2009

7	
Toni Linhart (K)	1972
Guy Benjamin (QB)	1980
Morten Andersen (K)	1982-94
Danny Wuerffel (QB)	1997-99
Steve Weatherford (P)	2006-08
Ben Graham (P)	2008
Luke McCown (QB)	2013-16
Taysom Hill (QB)	2017

8	
Archie Manning (QB)	1971-75, 77-82

9	
Happy Feller (K)	1972-73
George Winslow (P)	1989
Tommy Kramer (QB)	1990
Jake Delhomme (QB)	1998-99
Drew Brees (QB)	2006

10	
Charlie Durkee (K)	1967-68, 71-72
Julian Fagan (P)	1970-72
Steve O'Neal (P)	1973
Bobby Douglass (QB)	1976-77
Tom Jurich (K)	1978
Steve Mike-Mayer (K)	1978
Brian Hansen (P)	1984-88
Tommy Barnhardt (P)	1987-89-94
Cary Blanchard (K)	1992
Doug Brien (K)	1995-2000
Jamie Martin (QB)	2006-07
Skyler Green (WR)	2008
Chase Daniel (QB)	2009-12
Brandin Cooks (WR)	2014-16
Chase Daniel (QB)	2017
Tre'Quan Smith (WR)	2018

11	
Ronnie South (QB)	1968
Jim Ninowski (QB)	1969
Bivian Lee (CB)	1971-75
Ed Burns (QB)	1978-80
Richard Todd (QB)	1984
John Fourcade (QB)	1987-90
Billy Joe Tolliver (QB)	1998-2000
Jason Fife (QB)	2006
Mark Brunell (QB)	2008-09
Corey Fuller (WR)	2016
Tommy Lee Lewis (WR)	2017-18
Deonte Harris (WR/RS)	2019

12	
Tom McNeill (P)	1967-69
Bobby Scott (QB)	1973-82
Babe Laufenberg (QB)	1986
Kevin Ingram (QB)	1987
Billy Joe Hobert (QB)	1997-99
Jake Delhomme (QB)	2000-02
Marques Colston (WR)	2006-15

13	
Larry Cipa (QB)	1974-75
McCleskey, J.J. (WR/S)	1993
Doug Nussmeier (QB)	1994-97
Kerry Collins (QB)	1998
Rod Harper (WR)	2009
Joseph Morgan (WR)	2012, 2014-15
Michael Thomas (WR)	2016

14	
Karl Sweetan (QB)	1968
Edd Hargett (QB)	1969-72
Russell Erlebein (K/P)	1979-83
Richard Todd (QB)	1985
Tim Riordan (QB)	1987
Tom Hodson (QB)	1995-96
J.T. O'Sullivan (WR)	2002-04
Levon Thomas (WR)	2005
Andy Tanner (WR)	2013

15	
Gary Cuzzo (QB)	1967
Charlie Durkee (K)	1967-68, 71-72
Bob Davis (QB)	1973
Donnie Gibbs (P)	1974
Rich Szaro (K)	1975-78
Toni Fritsch (K)	1982
Courtney Roby (WR)	2008-12
Seantavious Jones (WR)	2014-15
Brandon Tate (WR)	2018
Brandon Marshall (WR)	2018
Simmie Cobbs Jr. (WR)	2018

16	
Bo Burris (S)	1967-69
Steve Ramsey (QB)	1970
Ken Stabler (QB)	1982-84
Tom Blanchard (P)	1974-78
Mike Buck (QB)	1990-93

Lance Moore (WR)	2005-13
Brandon Coleman (WR)	2014-17

17	
Billy Kilmer (QB)	1967-70
Rick Partridge (P)	1979
Speedy Thomas (WR)	1973-74
Jim Everett (QB)	1994-96
Mitch Berger (P)	2003-05
Greg Camarillo (WR)	2012
Robert Meachem (WR)	2007-11, 13-14
T.J. Graham (WR)	2015

18	
Hugo Hollas (S)	1970-72
Dave Wilson (QB)	1981, 83-89
Wade Wilson (QB)	1993-94
Terry Guess (WR)	1996
Jeff Blake (QB)	2000-01
Phil McGeoghan (WR)	2003
Terrance Copper (WR)	2006-08
Saahim Hakim (WR)	2012
Jalen Saunders (WR)	2014
Garrett Grayson (QB)	2015
Keith Kirkwood (WR)	2018-19

19	
Gary Wood (QB)	1967
Tom Dempsey (K)	1969-70
Bill McClard (K)	1973-75
Guido Merkins (QB/WR/DB)	1980-85
Brett Bech (WR)	1996
Alonzo Johnson (WR)	1998
Charlie Jones (WR)	2000
Devery Henderson (WR)	2004-12
Jake Lammpan (WR)	2016
Ted Ginn Jr. (WR)	2017-19

20	
George Youngblood (S)	1967-68
Delles Howell (CB)	1970-72
John Wood (DE)	1973
Eric Felton (CB)	1978-80
Russell Gary (S)	1981-86
John Sutton (CB)	1987
Othello Henderson (S)	1993-94
Derek Brown (RB)	1995-96
Earl Little (CB)	1998
Terry Allen (RB)	2000
Jay Bellamy (S)	2001-07
Randall Gay (CB)	2008-10
Joique Bell (RB)	2011
A.J. Davis (CB)	2012
Brian Dixon (CB)	2014-16
Ken Crawley (CB)	2017-19

21	
John Douglas (CB)	1967-68
Carl Ward (S)	1969
Joe Scarpati (DB)	1970
Reynaud Moore (CB)	1971
Nate Ramsey (S)	1973
Ken Reaves (CB)	1974
Greg Boyd (S)	1974
David Gray (DB)	1979
John Krimm (S)	1982
Earl Johnson (CB)	1985
Dalton Hilliard (RB)	1987-93
Derek Brown (RB)	1993-94
Eric Allen (CB)	1995-97
Earl Little (CB)	1999
Robert Williams (CB)	1999
Steve Israel (CB)	2001
Dale Carter (CB)	2002-03
Jason Craft (CB)	2004-08
Terrence Holt (S)	2008
Mike Bell (RB)	2009
Julius Jones (RB)	2010
Keenan Lewis (CB)	2015
De'Vante Harris (CB)	2016-17
Patrick Robinson (CB)	2011-14, 2018

ALL-TIME NUMERICAL ROSTER

22

Charlie Brown (RB)	1967-68
Gary Lewis (RB)	1970
Elijah Pitts (RB)	1970
D'Arctagnan Martin (CB)	1971
Howard Stevens (RB)	1973-74
Benny Johnson (CB)	1976
Ricky Ray (CB)	1979-80
Tyone Anthony (RB)	1984-85
Van Jakes (CB)	1986-88
Derrick Taylor (S)	1987
Michael Mayes (CB)	1989
Gill Fenerty (RB)	1990-91
Brad Muster (FB)	1993-94
Lorenzo Neal (FB)	1995-96
Tyionne Drakeford (CB)	1998-99
Fred Thomas (CB)	2000-07
Tracy Porter (CB)	2008-11
Mark Ingram II (RB)	2013-18
C.J. Gardner-Johnson (DB)	2010-

23

Dave Whitsell (CB)	1967-69
Doug Wyatt (S)	1970-72
Joe Profit (RB)	1973
Charlie Thomas (KR)	1975
Craig Cassidy (DB)	1977
James Marshall (DB)	1980
Buford Jordan (FB)	1986-92
Lorenzo Neal (FB)	1993-94
Ricky Whittle (RB)	1996
Chris Hewitt (S)	1997-99
Kevin Mathis (CB)	2000-01
Victor Green (S)	2003
Fred Booker (CB)	2005
Omar Stoutmire (S)	2006
Pierre Thomas (RB)	2007-14
Marcus Murphy (RB/RS)	2015-16
Marshon Lattimore (CB)	2017-

24

Elijah Nevett (CB)	1967-70
Margene Adkins (WR)	1972
Joe Williams (RB)	1972
Johnny Fuller (S)	1973-75
Clarence Chapman (CB)	1976-80
Marvin Lewis (RB)	1982
Terry Hoage (DB)	1984-85
Scott Woerner (DB)	1987
Milton Mack (CB)	1987-91
Derek Brown (RB)	1993
Mario Bates (RB)	1994-97
Rob Kelly (S)	1998
Fred Weary (CB)	1999-2001
Monty Montgomery (S)	2004
Dwight Smith (S)	2005
Bryan Scott (S)	2006
Chris Barclay (RB)	2007
Leigh Torrence (CB)	2008-11
Corey White (CB/S)	2012-14
Kyle Wilson (CB)	2015
Sterling Moore (CB)	2016-17
Vonn Bell (S)	2018-19

25

Jerry Simmons (WR)	1967
Al Dodd (WR)	1969-71
Jerry Moore (S)	1973-74
Leon McQuay (RB)	1976
Wade Bosarge (DB)	1977
Johnnie Poe (CB)	1981-87
Fred McAfee (RB)	1991-93, 2001-05
Alex Molden (CB)	1996-2000
Reggie Bush (RB)	2006-10
Rafael Bush (S)	2012-15, 17
P.J. Williams (CB)	2016
Mike Gillislee (RB)	2018
Eli Apple (CB)	2018-19

26

Jimmy Heidel (S)	1967
Joe Don Looney (RB)	1969

Richard Harvey, Sr. (DB)	1971
Steve Rogers (RB)	1975
Jimmy Stewart (S)	1977
Jitter Fields (PR)	1984
Willie Tullis (CB)	1985-86
Stacey Dawsey (WR)	1987
Vince Buck (DB)	1990-95
Mickey Washington (CB)	1997
Lamar Smith (RB)	1999
Corey Harris (CB)	2000
Fred McAfee (RB)	2000
Deuce McAllister (RB)	2001-09
P.J. Williams (CB)	2017-

27

Walt Roberts (WR)	1967
Bobby Thompson (S)	1969
Rod McNeill (RB)	1974-75
Ray Brown (S)	1978-80
Greg Sternick (CB)	1983
Antonio Gibson (S)	1986-89, 92
Reginald Jones (CB)	1991-94
Selwyn Jones (CB)	1994
Vashone Adams (S)	1997
Rob Kelly (S)	2000
Ken Irvin (CB)	2002
James Fenderson (RB)	2002-03
Aaron Stecker (RB)	2004-08
Malcolm Jenkins (CB/S)	2009-13
Edwin Baker (RB)	2014
Damian Swann (CB)	2015
Jonathan Williams (RB)	2017-18
Dwayne Washington (RB)	2018-19

28

Ross Fichtner (S)	1968
Don Shy (RB)	1969
James Ford (RB)	1971-72
Alvin Maxson (RB)	1974-76
Bill Hurley (DB)	1982-83
Greg Harding (DB)	1984
Gene Atkins (S)	1987-93
Derrick Hoskins (S)	1996
Troy Davis (RB)	1997-99
Chris Oldham (S)	2000-01
Curtis Keaton (RB)	2002
Deveron Harper (DB)	2003-04
Siddeeq Shabazz (S)	2005
Anthony Thomas (RB)	2005
DeJuan Groce (CB)	2006
Usama Young (CB/S)	2008-10
Mark Ingram II (RB)	2011-12
Keenan Lewis (CB)	2013-14
C.J. Spiller (RB)	2015-16
B.W. Webb (CB)	2016
Adrian Peterson (RB)	2017
Latavius Murray (RB)	2019-

29

Ray Ogden (WR)	1967
Gene Howard (CB)	1968-70
Billie Hayes (CB)	1972
Maurice Spencer (CB)	1974-76, 78
Rodney Lewis (CB)	1982-84
Reggie Sutton (CB)	1987-88
Udra Johnson (RB)	1989
Vence Glenn (S)	1991
Keith Taylor (S)	1992-93
Vinnie Clark (CB)	1994
Mark McMillan (CB)	1996
Sammy Knight (S)	1997-2002
Keyuo Craver (CB)	2003
Josh Bullocks (S)	2005-08
Chris McAllister (CB)	2009
Marcus McCauley (CB)	2009
Herana-Daze Jones (S)	2009
Chris Ivory (RB)	2010-12
Khlay Robinson (RB)	2013-15
John Kuhn (FB)	2016-17
Core Coleman (S)	2018
Kurt Johnson (CB)	2019-

30

Les Kelley (RB)	1967-69
Bob Shaw (WR)	1970
Bill Harris (RB)	1971
Ernie Jackson (CB)	1972-77
Wayne Wilson (FB)	1979-86
Vincent Alexander (FB)	1987
Cedric Smith (FB)	1991
Anthony Newman (S)	1995-97
Je'Rod Cherry (DB)	1998-99
Chad Morton (RB)	2000
Fred McAfee (RB)	2006
Lynell Hamilton (RB)	2008-09
Trevin Wade (CB)	2013
Don Jones (S)	2015
Akeem Davis (S)	2015
Chris Owens (CB)	2015
Erik Harris (DB)	2016
Dexter McDougale (DB)	2017
Ricky Ortiz (FB)	2019-

31

Jim Taylor (RB)	1967
Richard Newsome (S)	2001
Aaron Glenn (CB)	2008
Pierson Prioleau (S)	2009-10
Jerome Murphy (CB)	2012
Chris Carr (CB)	2013
Terrence Frederick (CB)	2014
Jarius Byrd (S)	2016-16
Chris Banjo (S)	2017-18

32

Tom Barrington (RB)	1967-70
Lincoln Minor (RB)	1973
Jim DeRatt (DB)	1976
Kim Jones (FB)	1976-79
Scott Stauch (RB)	1981
Vernon Perry (S)	1983
Darrell Toussaint (DB)	1987
Paul Frazier (RB)	1989
Mark Lee (CB)	1991
Vaughn Dunbar (RB)	1992, 94-95
Earnest Hunter (RB)	1996
Aaron Craver (RB)	1998-99
Jerald Moore (RB)	2000
Ki-Jana Carter (RB)	2003-04
Antwain Smith (RB)	2005
Jabari Greer (CB)	2009
Johnny Patrick (CB)	2011-12
Kenny Vaccaro (S)	2013-17
T.J. Green (S)	2019

33

Randy Schultz (RB)	1967-68
Steve Preece (DB)	1969
Mike Strachan (RB)	1975-80
Kevin Gray (DB)	1982
Junior Thurman (DB)	1987
Ernest Spears (S)	1990
Tyone Hughes (CB)	1993-96
Rob Kelly (S)	1997
Wilmington Perry (RB)	1998-99
Moran Norris (FB)	2001-02
Ashley Ambrose (CB)	2003-04
Jesse Chatman (RB)	2005
Joey Thomas (CB)	2006
Keith Joseph (RB)	2005
Olaniyi Sobomehin (FB)	2008
Jabari Greer (CB)	2010-13
Stanley Jean-Baptiste (CB)	2014
Jamarca Sanford (S)	2015
Trey Edmunds (DB)	2017
Saqun Hampton (RB)	2019

34

Tony Loric (RB)	1968-69
Carlos Bell (TE)	1971
Jess Phillips (RB)	1973-74
Tony Galbreath (RB)	1976-80
Bobby Johnson (DB)	1983-84, 86
Jeff Rodenberger (FB)	1987

OWNER
FOOTBALL
ADMINISTRATION
RECORDS
HISTORY

ALL-TIME NUMERICAL ROSTER

Barry Word (RB).....	1987-88
Craig Heyward (RB).....	1989-92
Ray Zellars (FB).....	1995-98
Ricky Williams (RB).....	1999-2001
Tebucky Jones (S).....	2003-04
Mike McKenzie (CB).....	2005-09
Patrick Robinson (CB).....	2010
Tim Hightower (RB).....	2015-16
Justin Hardee (DB).....	2017-

35

Ted Davis (LB).....	1967-69
Jim Otis (RB).....	1970
Bob Gresham (RB).....	1971-72
Henry Matthews (RB).....	1973
Jim Van Wagner (FB).....	1978
Earl Campbell (RB).....	1984-85
Bobby Morse (FB).....	1989-91
Shane Pahuoa (S).....	1995
Reggie Howard (CB).....	2000
Chris Canty (CB).....	2000
Fakhri Brown (CB).....	2002-05
Jamaal Branch (RB).....	2006-07
David Pittman (CB).....	2008
Michael Lehan (CB).....	2008
DeShawn Wynn (RB).....	2010
Korey Hall (FB).....	2011
Austin Johnson (FB).....	2014-15
Robenson Therezie (S).....	2016
Zach Zenner (RB).....	2019

36

Don McCall (RB).....	1967-68,70
Dick Davis (RB).....	1970
Vic Nyval (RB).....	1970
Don Burchfield (TE).....	1971
Bob Brown (TE).....	1972-73
Andrew Jones (RB).....	1975-76
Greg Boykin (RB).....	1977
Rueben Mayes (RB).....	1986-88,90
Stanford Jennings (RB).....	1991
Derrick Ned (FB).....	1993-95
Lamar Smith (RB).....	1998, 2003
Corey Harris (CB).....	1999
Michael Hawthorne (CB).....	2000-02
Cory McIntyre (RB).....	2006
Darian Barnes (FB).....	2008
Kyle Eckel (FB).....	2009
Marcus Maillet (FB).....	2009
Marcus Ball (S).....	2014
Daniel Lasco (RB).....	2016-17
D.J. Swearinger Sr. (DB).....	2019-

37

Steve Stonebreaker (LB).....	1967-68
Tommy Myers (S).....	1972-81
Mel Gray (RB).....	1986-88
Bennie Thompson (S).....	1989-91
Jimmy Spencer (CB).....	1992-95
Je Rod Cherry (S).....	1996-97
Chad Cota (S).....	1998
Dino Philiyaw (RB).....	1999
Todd Franz (S).....	2000
Steve Gleason (S).....	2000-06
Matt Giordano (S).....	2010
Jerico Nelson (S).....	2012
Eric Frampton (S).....	2013
Jordan Pugh (S).....	2013
Terrence Frederick (CB).....	2014
Sammy Seamster (CB).....	2015
Tony Carter (CB).....	2015
Chris Banjo (S).....	2016
Arthur Maulet (CB).....	2017-18

38

Phil Vandorsea (LB).....	1967
Tony Baker (RB).....	1968-71
Bill Butler (RB).....	1972-74
George Rogers (RB).....	1981-84
Calvin Nicholson (CB).....	1989-91
Donovan Greer (CB).....	1997
Usama Young (CB).....	2007
Greg Fassitt (CB).....	2009

Rod Sweeting (CB).....	2013
Jamarca Sanford (S).....	2014
Kenny Phillips (S).....	2015
Travaris Cadet (RB).....	2015-16

39

Ernie Wheelwright (RB).....	1967-70
Odell Lawson (RB).....	1973-74
Morris LaGrand (RB).....	1975
Brett Maxie (S).....	1985-93
Carl Lee (DB).....	1994
John Covington (S).....	1995
Darren Petty (S).....	2000
Curtis Deloatch (CB).....	2006
Chris Reis (S).....	2007-10
Travaris Cadet (RB).....	2012-14
Brandon Browner (CB).....	2015
Taveze Calhoun (CB).....	2016
Demetri Goodson (CB).....	2018

40

Earl Gros (RB).....	1970
Hoyle Granger (RB).....	1971
Terry Schmidt (CB).....	1974-75
Jim Marsalis (S).....	1977
Greg Knaflc (TE).....	1983
Dalton Hilliard (RB).....	1986
Michael Adams (DB).....	1987-88
Robert Massey (CB).....	1989-90
Wes Bender (FB).....	1997
Marvin Powell (FB).....	1999
Brian Milne (FB).....	2000
Mel Mitchell (S).....	2002, 04-05
Mike Bell (RB).....	2008
Jonathon Amaya (S).....	2011
Chris Carr (CB).....	2013
Brian Leonard (RB).....	2014
Delvin Breaux (CB).....	2015-16

41

John Gilliam (WR).....	1967-68,77
Bob Newland (WR).....	1971-74
Jimmy Rogers (RB).....	1980-84
Toi Cook (CB).....	1987-93
William Strong (CB).....	1995-96
Tim Carter (CB).....	2001
Erik Lorig (FB).....	2014
Roman Harper (S).....	2006-13, 16
Alvin Kamara (RB).....	2017-

42

John Gilliam (WR).....	1967-68,1977
Claxton Welch (RB).....	1970
Jim Strong (RB).....	1971-72
Joel Parker (WR).....	1974-75
Chuck Muncie (RB).....	1976-80
Toussaint Tyler (RB).....	1981-82
Dana McLemore (DB).....	1986
Ray Wilson (S).....	1994
Fred Weary (CB).....	1998
Willie Clay (S).....	1999
Jerry Wilson (CB).....	2001-02
Jason David (CB).....	2007-08
Darren Sharper (S).....	2009-10
Isa Abdul Quddus (S).....	2011-13
Pierre Warren (S).....	2014
Mikes Anderson (LB).....	2015
Travis Feeney (LB).....	2016
Zach Line (FB).....	2017-19

43

Dicky Lyons (S).....	1970
Dave Kopay (LB).....	1971
Larry Collins (RB).....	1980
Bobby Fowler (FB).....	1984-85
Garland Jean Batiste (FB).....	1987
Kim Phillips (CB).....	1989
Tyrone Legette (CB).....	1992-95
Ashley Ambrose (CB).....	1999
Keyuo Craver (CB).....	2002-03
Mike McKenzie (CB).....	2004
Kevin Kaeinham (S).....	2007-08

DeShawn Wynn (RB).....	2010
Darren Sproles (RB).....	2011-13
Vinnie Sunseri (S).....	2014
Marcus Williams (S).....	2017-

44

George Rose (CB).....	1967
Olie Cordill (P).....	1969
Mike Fink (CB).....	1973
Chris Farasopoulos (S).....	1974
Chuck Crist (S).....	1975-77
Dave Waymer (DB).....	1980-89
J.J. McCleskey (WR/S).....	1994-96
Fred McCray (FB).....	1997
Rob Kelly (S).....	1999
Terrelle Smith (FB).....	2000-03
Mike Karney (FB).....	2004-08
Heath Evans (FB).....	2009-10
Elbert Mack (CB).....	2012
Hau'oli Kikaha (LB/DE).....	2015, 2017

45

Jimmy Jordan (RB).....	1967
Elbert Kimbrough (S).....	1968
Arthur Green (RB).....	1972
Pete Athas (S).....	1976
Jack Holmes (RB).....	1978-82
Time Wilson (FB).....	1983-84
John Williams (FB).....	1986
Nate Johnson (RB).....	1987
Craig Heyward (RB).....	1988
Stan Petry (CB).....	1991
Israel Byrd (CB).....	1993-95
Ed Collins (FB).....	2011-13
Toben Oporum (FB).....	2015
Garrett Griffin (TE).....	2017-19

46

Danny Abramowicz (WR).....	1967-73
Jim Kearney (S).....	1976
Hokie Gajan (FB).....	1982-85
Sean Lumpkin (S).....	1992-96
Kendall Gammon (LS).....	1998
Ladell Betts (RB).....	2010
Ken Crawley (CB).....	2016

47

Bruce Cortez (CB).....	1967
Marv Woodson (S).....	1969
Bill Dusenbery (RB).....	1970
Virgil Robinson (RB).....	1971-72
Jack DeGrenier (RB).....	1974
Mike Spivey (CB).....	1980-81
Cliff Austin (RB).....	1983
David Rackley (DB).....	1985
Dwight Beverly (RB).....	1987
Cedric Mack (CB).....	1992-93
Travis Davis (S).....	1995
Greg Jackson (S).....	1996
Josh Wilcox (TE).....	1998-99
Kevin Houser (LS).....	2000-08
Jake Ingram (LB).....	2010
Justin Drescher (LS).....	2010-16
Alex Anzalone (LB).....	2017-

48

Andy Livingston (RB).....	1969-70
Don Schwartz (S).....	1978-80
James Fenderson (RB).....	2002
David Sloan (TE).....	2003
Vonta Leach (FB).....	2006
Kendall Hunter (RB).....	2015
Vonn Bell (S).....	2016-17
J.T. Gray (DB).....	2018-

49

Major Hazelton (DB).....	1970
Bob Wicks (WR).....	1974
Ralph McGill (S).....	1978-79
Artie Owens (WR).....	1980
Frank Wattleit (S).....	1981-87

ALL-TIME NUMERICAL ROSTER

Tommy Stowers (TE)	1992-93
K.C. Asioudou (LB)	2010
Shiloh Keo (S)	2016
Zach Wood (S)	2017-

50

Jake Kupp (G)	1967-75
Ken Bordonel (LB)	1976-77, 79-82
Jack Del Rio (LB)	1985-86
Philip James (C)	1987
John Johnson (LB)	1995
Ink Aleaga (LB)	1997
Kevin Mitchell (LB)	1998-99
Corey Terry (LB)	2000
Phil Clarke (LB)	2001
James Allen (LB)	2002-05
Marvin Mitchell (LB)	2007-10
Olin Kreutz (C)	2011
Curtis Lofton (LB)	2012-14
Stephane Anthony (LB)	2015-17
Gerald Hodges (LB)	2017
Ray Ray Armstrong (LB)	2019

51

Jim Fraser (P)	1968
Bill Saul (LB)	1969
John Didion (LB/C)	1971-74
Sylvester Croom (C)	1975
Rusty Chambers (LB)	1975-76
Warren Capone (LB)	1976
Ron Crosby (LB)	1978
Stan Holloway (LB)	1980
Whitney Paul (LB)	1982-85
Sam Mills (LB)	1986-94
Larry McCoy (LB)	1987
Ron Childs (LB)	1995
Derrick Barnes (LB)	1997
Phil Clarke (LB)	1999-2000
Brian Williams (LB)	2001
Bryan Cox (LB)	2002
Terrence Melton (LB)	2004-06
Brian Simmons (LB)	2007
Jonathan Vilma (LB)	2008-13
Manti Te'o (LB)	2017-19

52

Frank Emanuel (LB)	1970
Harry Jacobs (LB)	1970
John Huard (LB)	1971
Dick Palmer (LB)	1972-73
Mike Lemon (LB)	1975
Skip Vanderbunt (LB)	1978
Jim Kovach (LB)	1979-85
Brian Forde (LB)	1988-91
Mike Stonebreaker (LB)	1994
Richard Harvey, Jr. (LB)	1995-97
Vinson Smith (LB)	1998-99
Sedrick Hodge (LB)	2001-05
Jeff Faine (C)	2006-07
Jonathan Casillas (LB)	2009, 11-12
Kevin Reddick (LB)	2013
Todd Davis (LB)	2014
Moise Fokou (LB)	2014
Craig Robertson (LB)	2016-

53

Dave Simmons (LB)	1967
Dick Absher (LB)	1969-71
Billy Hobbs (LB)	1972
Rick Kingree (LB)	1973-77
Tommy Hart (DE)	1980
Sammy Green (LB)	1980
Scott Pelluer (LB)	1981-85
Vaughan Johnson (LB)	1986-93
Keith Fourcade (LB)	1987
Don Davis (LB)	1996-98
Donta Jones (LB)	2000
Roger Knight (LB)	2001-04
T.J. Slaughter (LB)	2005
Mark Simoneau (LB)	2006-08
Stanley Amoux (LB)	2010
Ramon Hummer (LB)	2011-15
James Laurinatis (LB)	2016
A.J. Klein (LB)	2017-19

54

Joe Wendryshoski (C)	1967-68
Tom Roussel (LB)	1971-72
Dale Lindsey (LB)	1973
Rick Middleton (LB)	1974-75
Pat Hughes (LB)	1977-79
Paul Ryzek (C)	1981
Ed Simonini (LB)	1982
Alvin Toles (LB)	1985-88
Bill Roe (LB)	1987
Winfred Tubbs (LB)	1994-97
Ink Aleaga (LB)	1998-99
Danny Smith (LB)	2000-04
Danny Clark (LB)	2006
Troy Evans (LB)	2007-09
Ramon Humber (LB)	2010
Will Herring (LB)	2011-13
Jo-Lonn Dunbar (LB)	2015
Nate Stupar (LB)	2016-17
Kiko Alonso (LB)	2019-

55

Jackie Burkett (LB)	1967-70
Jim Flanagan (LB)	1971
Tom Stincik (LB)	1972
Bob Creech (LB)	1973
Don Coleman (LB)	1974-75
Floyd Rice (LB)	1978
Dave Washington (LB)	1980
Rob Nairne (LB)	1981-83
Joe Kohlbrand (LB)	1985-89
Joe DeForest (LB)	1987
Scott Ross (LB)	1991
Reggie Freeman (LB)	1993
Mark Fields (LB)	1995-2000
DeShone Myles (LB)	2001
Travis Carroll (LB)	2002
Courtney Watson (LB)	2004-05
Scott Fujita (LB)	2006-09
Danny Clark (LB)	2010
Barrett Ruud (LB)	2012
Keyunta Dawson (OLB)	2013
Jonathan Goodwin (C)	2014
Darryl Tapp (DE)	2016
Jonathan Freeny (LB)	2017
Kaden Ellis (LB)	2019-

56

Jim Ferguson (LB)	1968
Hap Farber (LB)	1970
Willie Hall (LB)	1972-73
Lee Gross (C)	1975-77
Rusty Rebow (LB)	1978
Reggie Mathis (LB)	1979-80
Dennis Winston (LB)	1982-85
Pat Swilling (LB)	1986-92
Ron Weissenhofer (LB)	1987
Ernest Dixon (LB)	1994-97
Chris Bordano (LB)	1998-99
Charlie Clemons (LB)	2000-02
Orlando Ruff (LB)	2003-04
Alfred Fincher (LB)	2005-07
Jo-Lonn Dunbar (LB)	2008-11
Jay Richardson (OLB)	2013
Ronald Powell (OLB)	2014
Gerald Hodges (LB)	2017
Michael Mauti (LB)	2015-17
Demario Davis (LB)	2018-

57

Mike Morgan (LB)	1969-70
Jim Merlo (LB)	1973-74, 76-79
Larry Coombs (C)	1980
Rickey Jackson (LB)	1981-93
Curtis Holden (LB)	2001
Jason Bockwoldt (LB)	2004-05
Jason Kyle (LS)	2009-10
David Hawthorne (LB)	2012-15
Chris McCain (LB)	2016
John Trusnik (LB)	2016
Alex Okafor (DE)	2017-18
Noah Spence (DE)	2019-

58

Eli Strand (G)	1967
Joe Federspiel (LB)	1972-80
Glen Redd (LB)	1981, 83-86
Scott Leach (LB)	1987
Darion Conner (LB)	1994
Brian Jones (LB)	1995-96, 98
Joe Tuipala (LB)	1999
Phillip Ward (LB)	2000
Jonathan Jackson (LB)	2001
J.R. Johnson (LB)	2002
Cie Grant (LB)	2003-04
Scott Shanle (LB)	2006-12
Kyle Knox (LB)	2013-14
Obum Gwacham (DE)	2015-16
David Parry (DT)	2017
Kasim Edebali (DE)	2017
Stephane Anthony (LB)	2019

59

Fred Whittingham (LB)	1967-68
Wayne Colman (LB)	1969-74, 76
Chuck Evans (LB)	1980-81
Chris Martin (LB)	1983
James Campen (C/G)	1987-88
Rufus Porter (LB)	1995-96
Keith Mitchell (LB)	1997-2001
J.J. Jones (LB)	2002
Derrick Rodgers (LB)	2003-04
Ronald McKinnon (LB)	2005
Matt McCoy (LB)	2007
Anthony Waters (LB)	2009-10
Nate Bussey (LB)	2011
Rufus Johnson (OLB)	2013
Jerry Franklin (LB)	2014
Dannell Ellerbe (LB)	2015-16
Ben Heeney (LB)	2017

60

Brian Schweda (DE)	1967-68
Doug Sutherland (G)	1970
Carl Cunningham (LB)	1971
Greg Westbrook (LB)	1975-77
Don Reese (DE)	1978-80
Steve Korte (C)	1983-90
Derek Kennard (G)	1991-93
Craig Novitsky (C/T)	1994-96
Kendall Gammon (C)	1997
Robert Hunt (G)	1999
Ben Archibald (T)	2005
Tearrius George (DE)	2008
Nick Leckey (C)	2009
Brian de la Puente (C)	2011-13
Max Unger (C)	2015-18
Patrick Omameh (G/T)	2019-

61

Del Williams (G)	1967-73
Mike Watson (T)	1977
Sam Adams (G)	1981
Joel Hilgenberg (C/G)	1984-93
Greg Loberg (G/T)	1987
Ed King (G)	1995-97
Montae Holland (G)	2003-06
Josh LeRibeux (G)	2017-18

62

Ross Gwinn (G)	1968
John Hill (C)	1975-84
Brad Leggett (C)	1990-91
Jay Hilgenberg (C)	1993
Jeff Uhlenhake (C)	1994-95
Kendall Gammon (C)	1996
Jerry Fontenot (C)	1997-2003
Lawrence Virgil (NT)	2014
Nick Easton (G/C)	2019-

63

Roy Schmidt (G)	1967-68
Norman Davis (G)	1969
Steve Baumgartner (DE)	1973-77

OWNER
FOOTBALL
ADMINISTRATION
RECORDS
HISTORY

ALL-TIME NUMERICAL ROSTER

Barry Bennett (DE).....	1978-81
Roger Finnie (T).....	1979
Brad Edelman (G).....	1982-89
Karl Dunbar (DE).....	1993
Donald Willis (G).....	1995-97
Wally Williams (G/C).....	1999-2002
Chat Setterstrom (G).....	2004-05
Cameron Tom (C).....	2017-18

64

Ray Hester (LB).....	1971-73
Andy Maurer (G).....	1974
Dave Lafary (T).....	1977-85
Ted Elliott (DT).....	1987
Scott Adams (G).....	1994
Robert Newkirk (DE).....	1999
Kendyl Jacox (G/C).....	2002-05
Zach Strief (T).....	2006-17
Will Clapp (G/G).....	2018

65

Tom Carr (DE).....	1968
Remi Prudhomme (G/C).....	1971-72
Dave Thompson (T).....	1974-75
Robert Woods (T).....	1977-80
Bob Young (G).....	1981
David Carter (C).....	1984-85
Adam Schreiber (G).....	1985
Steve Trapilo (G).....	1987-90, 92
Willie Williams (T).....	1994
Chris Naeole (G).....	1997-2001
LeCharles Bentley (G/C).....	2002-05
Andy Alleman (G).....	2007
Matt Tennant (G/C).....	2010-11
Ricky Henry (G).....	2012
Senio Kelemete (C/G).....	2014-17
Michael Ola (T/G).....	2018

66

Bill Cody (LB).....	1967-70
Royce Smith (G).....	1972-73
Rocky Rasley (G).....	1974
Tom Wickert (G).....	1975-76
David Knowles (T).....	1977
Conrad Dobler (G).....	1978-79
Louis Oubre (G).....	1982-84
Chuck Commiskey (G).....	1986-88
Larry Williams (G).....	1991
Mike Versteegen (G).....	1995-97
Victor Riley (T).....	2002
Brian Young (DT).....	2004-08
Ben Grubbs (G).....	2012-14
Ryan Seymour (G).....	2015
Jack Allen (OL).....	2016

67

George Harvey (G).....	1967
John Shinner (G).....	1969-71
Bob Kuziel (C).....	1972
Phil LaPorta (T).....	1974-75
John Watson (T).....	1977-79
Stan Brock (T).....	1980-92
Andy McCollum (G).....	1994-98
Bubba Miller (C).....	2002
Jamar Nesbit (G/T).....	2004-09
Ray Willis (T).....	2011
Nick Becton (T).....	2014
Larry Warford (G).....	2017-19

68

Richard Neal (DE).....	1969-72, 1978
Wimpy Winther (C).....	1972
Terry Steve (G).....	1976-77
Fred Sturt (G).....	1978-81
Pat Saindon (G).....	1986
Walter Housman (T/G).....	1987
Paul Jetton (G).....	1992-93
Alan Kline (T).....	1994-95
Kyle Turley (G/T).....	1998-2002
Victor Riley (T).....	2003-04
Matt Lehr (C/G).....	2008
William Robinson (T).....	2012
Tim Lelito (G/C).....	2013-16

69

Oakley Dalton (DT).....	1977
Bill Fifer (G).....	1978
Nat Hudson (G).....	1981
Ralph Williams (G).....	1985-86
Pat Swoopes (DT).....	1987-89
Les Miller (DT).....	1991-94
Tom Ackerman (C/G).....	1996-2001
P.J. Alexander (T).....	2003
McKinley Boykin (DT).....	2007
Anthony Hargrove (DL).....	2009-10
Eric Olsen (G/C).....	2012, 2014
Khalif Barnes (OL).....	2016

70

Sam Holden (T).....	1971
Craig Robinson (T).....	1972-73
Dave Hubbard (T).....	1977
Mark Meseroll (T).....	1978
Jim Rourke (T).....	1985
Bill Cont (T).....	1986-88
Kevin Haverdink (T).....	1989-91
Chris Port (G/T).....	1991-95
Uhuru Hamiter (DE).....	1998
Marcus Price (T).....	2000-01
Jammal Brown (T).....	2005-09
William Robinson (T).....	2011
Eric Olsen (G).....	2011
Mitchell Loewen (DL).....	2017-19
Michael Ola (T/G).....	2019

71

Dick Anderson (T).....	1967
Dave McCormick (T).....	1967-68
Willie Townes (DE).....	1970
Faddie Tillman (DT).....	1972
Paul Fersen (T).....	1973-74
Kurt Schumacher (G).....	1975-77
Jeff Winans (DT).....	1976
James Taylor (T).....	1978-81
Pete Perot (G).....	1985
Casey Merrill (DT).....	1986
Ken Kaplan (T).....	1987
Richard Cooper (T).....	1990-95
Fred Stokes (DE).....	1996
Ricky Siglar (T).....	1997-98
Spencer Folau (T).....	2002-04
Kendrick Clancy (DT).....	2007-09
Charles Brown (T).....	2010-13
Kaleb Eulls (DT).....	2015
Ryan Ramczyk (T).....	2017

72

Earl Leggett (DT).....	1967-68
Don Talbert (T).....	1969-70
Joe Owens (DE).....	1971-75
Jeff Hart (T).....	1976
Mike Fultz (DT).....	1977-80
Leon Gray (T).....	1982-83
Chris Ward (T).....	1984
Jim Dombrowski (G/T).....	1986-96
Trezelle Jenkins (T).....	1997
Wayne Gandy (T).....	2003-05
Montavious Stanley (DT).....	2008
Terron Armstead (T).....	2013

73

Bill Sandeman (T).....	1967
Jeff Sturm (T/C).....	1967-70
Ray Jones (DB).....	1973
John Mooring (T).....	1974
Joe Campbell (DE).....	1977-80
Frank Warren (DE).....	1981-89, 91-94
Isaac Davis (G).....	1997
Jahri Evans (G).....	2006-16

74

Mike Tilleman (DT).....	1967-70
Doug Mooers (DE).....	1971-72
Derland Moore (DE).....	1973-85
William Leach (G/T).....	1987

Ted Gregory (DT).....	1988
Kevin Haverdink (T).....	1989-91
Cecil Gray (T).....	1993
Herman Carroll (DE).....	1994
Clarence Jones (T).....	1996-98
Steve Scifres (T).....	1999
Scott Sanderson (G/T).....	2001-02
Jermion Bushrod (T).....	2007-12, 18

75

Dave McCormick (T).....	1967-68
Mike Rengel (DT).....	1969
Mike Richey (T).....	1970
Mike Crangle (DE).....	1972
Elex Price (DT).....	1973-80
Bruce Clark (DE).....	1982-88
Doug Marrone (G).....	1989
Baron Rollins (G).....	1994
Emile Palmer (DT).....	1996
Julian Pittman (DT).....	1998
Jermame Mayberry (G).....	2005
Mitch King (DT).....	2011
Tyrann Walker (DT/DE).....	2012-14
Andrus Peat (T/G).....	2015

76

Dave Rowe (DT).....	1967-70
Don Morrison (T).....	1971-77
Kevin Hunt (T).....	1978
Jim Pietzak (C).....	1979-84
Dwaine Board (DE).....	1988
Gene McGuire (C).....	1992
Rickie Shaw (T).....	1993
Jeff Davidson (T).....	1994
Keno Hills (T).....	1996-99
Tutan Reyes (T).....	2000-01
Jonathan Goodwin (C).....	2006-10
Pat McQuistan (T).....	2011
Akiem Hicks (DT/DE).....	2012-15
Tony Hills (T).....	2015-16
Byrce Harris (T).....	2017
Tony McDaniel (DT).....	2017
Taylor Stallworth (DT).....	2018

77

Ray Rissmiller (T).....	1967
Jim Boeke (T).....	1968
Mike Taylor (T).....	1969-70
Dan Goich (DT).....	1971
Carl Johnson (G).....	1972-73
Chris Morris (T).....	1975
Marv Montgomery (T).....	1976-77
Gary Anderson (G).....	1978
Jerry Boyarsky (DT).....	1981
Daren Gilbert (T).....	1985-88
William Roaf (T).....	1993-2001
Rodney Leisle (DT).....	2004-06
Carl Nicks (G).....	2008-11
Brodrick Bunkley (DT/NT).....	2012-14
Mike McGlynn (G).....	2015
John Fullington (OL).....	2017
Chaz Green (G/T).....	2018
Derek Newton (T).....	2018

78

Jerry Jones (T).....	1967-69
Erol Linden (T).....	1969-70
Glen Ray Hines (T).....	1971-72
Billy Newsome (DE).....	1973-74
Elois Grooms (DE).....	1975-81
Kelvin Clark (G).....	1982-85
Shawn Knight (DE).....	1987
Jeff Walker (G).....	1988-89
Mike Keim (T).....	1991
Tom Backes (G).....	1993
Tom Roth (CG).....	1994
Daryl Terrell (T).....	1999-2001
Jon Stinchcomb (T).....	2003-04, 2006-10
Bobby Richardson (DE).....	2015
Landon Turner (OL).....	2016
Byrce Harris (T).....	2017
Cornelius Lucas (T).....	2018
Erik McCoy (G/C).....	2019

ALL-TIME NUMERICAL ROSTER

79

Lou Cordileone (DT)	1967-68
Clovis Swinney (DT)	1970
Emanuel Zanders (G)	1974-80
Chuck Slaughter (T)	1982
Henry Thomas (G)	1987
Glenn Derby (T)	1989-90
Tony Epps (DT)	1995
Troy Wilson (DE)	1998
Mike Halapin (T)	1999
Mitch White (T)	2001
Jimmy Verdon (DE)	2005
Rob Pettiti (T)	2006
Rob Ninkovich (DE)	2008
Bryce Harris (T)	2012-14, 17
John Greco (G)	2017

80

Jim Garcia (DE)	1967
Mike Walker (DE)	1971
Doug Winslow (WR)	1973
Sam Havrilak (WR)	1974
Earl McCullough (WR)	1974
Larry Burton (WR)	1975-77
Gordon Banks (WR)	1980-81
Lindsay Scott (WR)	1982-85
Mike Miller (WR)	1985
Malcolm Barnwell (WR)	1985
Herbert Harris (WR)	1986-87
Stacey Dawsey (WR)	1987
Brett Periman (WR)	1988-90
Wesley Carroll (WR)	1991-92
Marcus Dowdell (WR)	1992-93
Tyrone Johnson (WR)	1994
Haywood Jeffries (WR)	1996
Daryl Hobbs (WR)	1997
Alvin Harper (WR)	1997
Tony Johnson (TE)	1998
P.J. Franklin (WR)	1999
Robert Wilson (WR)	2000-01
Jerome Pathon (WR)	2002-04
Shad Meier (TE)	2005
Mark Campbell (TE)	2006-08
Darnell Dinkins (TE)	2009
Jimmy Graham (TE)	2010-14
Austin Carr (WR)	2017

81

Doug Atkins (DE)	1967-69
Jesse Anderson (TE)	1993
Michael Haynes (WR)	1994-96
Randal Hill (WR)	1997
Scott Slutzker (WR)	1998
Lawrence Dawsey (WR)	1999
Lamont Hall (TE)	2000-02
Zach Hilton (TE)	2003-04
Az-Zahir Hakim (WR)	2005
David Patten (WR)	2007-08
Michael Higgins (TE)	2011-12
Cameron Meredith (WR)	2018
Krishnan Hogan (WR)	2019

82

Johnny Brewer (LB)	1968-70
Bob Pollard (DE)	1971-77
Ike Harris (WR)	1978-81
John Tice (TE)	1983-92
Darren Gottschalk (TE)	1987
Ken O'Neal (TE)	1987
Irv Smith (TE)	1993-97
Qadry Ismail (WR)	1998
Eddie Kennison (WR)	1999
Andrew Glover (TE)	2000
Boo Williams (TE)	2001-04
Nate Lawrie (TE)	2005-06
Marcellus Rivers (TE)	2006
Eric Johnson (TE)	2007
Coby Fleener (TE)	2016-17
Benjamin Watson (TE)	2013-15, 18

83

Vern Burke (TE)	1967
-----------------	------

Dave Parks (TE)	1968-72
Len Garrett (TE)	1973-75
Andy Hamilton (WR)	1975
Tinker Owens (WR)	1976-78, 80
Kenny Duckett (WR)	1982-85
Carl Roaches (KR)	1985
Kevin Edwards (WR)	1986
Dwight Walker (WR)	1987
Cliff Benson (TE)	1987-88
Greg Scales (TE)	1988-91
Torrance Small (WR)	1992-96
Keith Poole (WR)	1997-2000
Albert Connell (WR)	2001
Johnny Mitchell (TE)	2001
Donté Stallworth (WR)	2002-05
Billy Miller (TE)	2006-08
Willie Snead IV (WR)	2015-17

84

Jim Hester (TE)	1967-69
Lawrence Estes (DE)	1970-71
Preston Riley (WR)	1973
Paul Seall (TE)	1974-76
Rich Mauti (WR)	1977-80, 82-83
Junior Miller (TE)	1984
Eric Martin (WR)	1985-93
Steve Rhem (WR)	1994-95
Eric Guilford (WR)	1997-98
Scott Slutzker (TE)	1999
Austin Wheatley (TE)	2000
Michael Lewis (WR)	2001-06
Troy Humphrey (TE)	2009-11
Kenny Stills (WR)	2013-14
Michael Hoomanawanui (TE)	2015, 17
li'l Jordan Humphrey (TE)	2019

85

Ray Poage (TE)	1967-70
Cephus Weatherspoon (WR)	1972
John Beasley (TE)	1973-74
Henry Childs (TE)	1974-80
Hoby Brenner (TE)	1981-93
Curtland Thomas (WR)	1987
Wesley Walls (TE)	1994-95
Paul Green (TE)	1996
Nicky Savoie (TE)	1997
Cameron Cleeland (TE)	1998-99, 2001
Ernie Conwell (TE)	2003-06
Ronnie Ghent (TE)	2007
David Thomas (TE)	2009-12
Dan Arnold (TE)	2018

86

Tom Hall (WR)	1967
Dan Colchico (DE)	1969
Creston Whitaker (WR)	1972
Jubilee Dunbar (WR)	1973
Dave Davis (WR)	1974
Richard Williams (WR)	1974
Melvin Baker (WR)	1975
James Thaxton (TE)	1976-77
Tom Donovan (WR)	1980
Rich Caster (TE)	1981
Rich Martini (WR)	1981
Jeff Groth (WR)	1981-85
Mike Jones (WR)	1986-87
Cliff Benson (TE)	1987-88
Victor Harrison (WR)	1987
Rod Harris (WR)	1989
Gerald Alphin (WR)	1990-91
Patrick Newman (WR)	1991-93
Louis Lipps (WR)	1992
Marcus Dowdell (WR)	1992-93
Kirk Botkin (TE)	1994-95
Tony Johnson (TE)	1996
Gunnard Twynier (WR)	1997
Sean Dawkins (WR)	1998
Kendall Gammon (TE)	1999
Jake Reed (WR)	2000-02
Onome Ojo (WR)	2001
Walter Rasby (TE)	2003
Zach Hilton (TE)	2005
John Owens (TE)	2006-07
Buck Ortega (TE)	2008-09
Chris Manhertz (TE)	2016

John Phillips (TE)	2016-17
Jason Vander Laan (TE)	2019

87

Richard Neal (DE)	1969-72, 78
Monty Stickles (TE)	1968
Mike Kelly (TE)	1973
Don Herrmann (WR)	1975-77
Larry Hardy (TE)	1978-85
Lonzell Hill (WR)	1987-90
Malcolm Scott (TE)	1987
Frank Wainright (TE)	1991-93
Lee DeRamus (WR)	1995-96
John Farquhar (TE)	1997-98
Joe Horn (WR)	2000-06
Adrian Arrington (WR)	2009-11
Tommylee Lewis (WR)	2016
Jared Cook (TE)	2019

88

Ben Hart (S)	1967
Dave Szymakowski (WR)	1968
Fred Hyatt (WR)	1973
Andy Dorris (DE)	1973-76
Joel Parker (WR)	1977
Brooks Williams (TE)	1978-81
Don Bass (TE)	1982
Eugene Goodlow (WR)	1983-86
Mike Waters (TE)	1987
Mark Pattison (WR)	1987-88
Floyd Turner (WR)	1989-93
Derrill Mitchell (WR)	1994
Hendrick Lusk (TE)	1996
Andrew Hastings (WR)	1997-99
Willie Jackson (WR)	2000-01
David Sloan (TE)	2002
Talman Gardner (WR)	2003-04
Nate Poole (WR)	2005
Jeremy Shockey (TE)	2008-10
Nick Toon (WR)	2013-14
RaShaun Allen (TE)	2015

89

Kent Kramer (TE)	1967
Dave Long (DE)	1969-72
Bert Askson (TE)	1973
Gil Chapman (WR)	1975
Len Willis (WR)	1977
Wes Chandler (WR)	1978-81
Aundra Thompson (WR)	1981-82
Tyrone Young (WR)	1983-84
Joe Thomas (WR)	1987
Robert Clark (WR)	1987-88
Mike Jones (WR)	1989
Derrick Shepard (WR)	1989
Quinn Early (WR)	1991-95
Mercury Hayes (WR)	1996-97
Brett Bech (WR)	1997-99
Dave Stachelski (TE)	2000-01
Wane McGarity (WR)	2001
Derrick Lewis (WR)	2002-03
Lamont Hall (TE)	2004-05
Jamal Jones (WR)	2006
Sean Ryan (TE)	2008
John Gilmore (TE)	2011
Daniel Graham (TE)	2012
Josh Hill (TE)	2013

90

Walter Johnson (LB)	1989
James Williams (LB)	1990-94
Israel Stanley (DE)	1995
Jared Tomich (DE)	1997-2000
Kenny Smith (DT)	2001-04
DeMarrio Pressley (DT)	2009
Turk McBride (DE)	2011-12
Tavaris Barnes (DE)	2015
Nick Fairley (DT)	2016
George Johnson (DE)	2017
Jay Bromley (DT)	2018
Malcom Brown (DT)	2019

OWNER
FOOTBALL
ADMINISTRATION
RECORDS
HISTORY

ALL-TIME NUMERICAL ROSTER

91

Monte Bennett (DT).....	1981
Ken Marchiol (LB).....	1987
Robert "Pig" Goff (DT).....	1990-95
Brady Smith (DE).....	1996-99
Grady Jackson (DT).....	2002-03
Will Smith (DE).....	2004-12
Kasim Edeballi (LB/DE).....	2014-16
Trey Hendrickson (DE).....	2017-

92

James Haynes (LB).....	1984-89
DeMond Winston (LB).....	1990, 92-94
Toddrick McIntosh (DE).....	1995
Darren Mickell (DE).....	1996-97
Ernest Jones (DE).....	1998
Troy Wilson (DE).....	1999
Martin Chase (DT).....	2000-02
Henry Ford (DT).....	2003
Tony Bryant (DE).....	2003-05
Orien Harris (DT).....	2007
Remi Ayodele (DT).....	2008-10
Shaun Rogers (DT).....	2011
John Jenkins (DT).....	2013-16
John Hughes III (DT).....	2017
Marcus Davenport (DE).....	2018-

93

Gary Lewis (DT).....	1983
Kevin Young (DE).....	1987
Wayne Martin (DE/DT).....	1989-99
Darren Howard (DE).....	2000-05
Rob Ninkovich (DE).....	2006
Josh Savage (DE).....	2007
Bobby McCray (DE).....	2008-09
Junior Galette (DE/OLB).....	2010-14
Kevin Williams (DT).....	2015
David Onyemata (DT).....	2016-

94

Jim Wilks (DE/DT).....	1981-93
Joe Johnson (DE).....	1994-98, 2000-01
Charles Grant (DE).....	2002-09

Kawika Mitchell (DE).....	2010
Cameron Jordan (DE).....	2011-

95

Jonathan Dumbauld (DE).....	1986-88
Robert Brannon (DE).....	1987
Travis Davis (DT).....	1990
Ronnie Dixon (DT).....	1993
Ernest Jones (DE).....	1995
Austin Robbins (DT).....	1996-99
Marques Douglas (DE).....	2000
Howard Green (DT).....	2003-04
Cedric Woodard (DT).....	2005
Eric Moore (DE).....	2006
Trevor Johnson (DE).....	2006
Josh Savage (DE).....	2008
Rodney Leisle (DT).....	2009
Martez Wilson (LB/DE).....	2011-13
Brandon Deaderick (NT/DE).....	2014
Tyler Davison (DT).....	2015-18
Taylor Stallworth (DT).....	2019-

96

Steve Parker (DE).....	1980
Don Thorp (DT).....	1984
Sheldon Andrus (DT).....	1986-87
Michael Simmons (DE).....	1989-90
Jeff Faulkner (DE).....	1993
Mark Gunn (DE).....	1994
Dameian Jeffries (DE).....	1995
Uhuru Hamiter (DT).....	1999
Melvin Williams (DE).....	2003-04
Antwan Lake (DE).....	2006-08
Paul Spicer (DE).....	2009
Alex Brown (DE).....	2010
Tom Johnson (DT/DE).....	2011-13
Kendall Langford (DL).....	2017
Woodrow Hamilton IV (DT).....	2017
Carl Granderson (DE).....	2019-

97

James Geathers (DE).....	1984-89
Renaldo Turnbull (DE/LB).....	1990-96
La'Roi Glover (DT).....	1997-2001

Dennis Monroe (DE).....	2002
Johnathan Sullivan (DT).....	2003-05
Michael Haynes (DE).....	2006
Josh Cooper (DE).....	2006-07
Alvin McKinley (DT).....	2008
Jeff Charleston (DE).....	2008-11
Glenn Foster (DE).....	2013-14
Phillip Hunt (DE).....	2015
Sam Barrington (LB).....	2016
Al-Quadin Muhammad (DE).....	2017
Tyrann Walker (DT).....	2018
Mario Edwards Jr. (DL).....	2019-

98

Reggie Lewis (DE).....	1982-84
Milford Hodge (DE).....	1986
Jim Hanna (DT).....	1994
Ron Warner (LB).....	1998
Willie Whitehead (DE/DT).....	1999-2006
Renaldo Wynn (DE/DT).....	2007
Sedrick Ellis (DT).....	2008-12
Parys Haralson (OLB).....	2013-14
Mike Mohamed (LB).....	2015
Sheldon Rankins (DT).....	2016-

99

Tony Elliott (DT).....	1982-88
Joel Smeenge (DE/LB).....	1990-94
Willie Broughton (DT).....	1995-96
Pio Sagapolutele (DT).....	1997
Darren Mickell (DT).....	1999
Norman Hand (DT).....	2000-02
Kenderick Allen (DT).....	2003
Shaun Smith (DT).....	2004
Hollis Thomas (DT).....	2006-08
Jimmy Wilkerson (DL).....	2010
Aubrayo Franklin (DT).....	2011
Paul Kruger (DE).....	2016
Adam Bighill (LB).....	2017
Shy Tuttle (DT).....	2019-





JIM FINKS

President/General Manager

BORN: 8/31/27

COLLEGE: TULSA '49

PLAYER: 1949-55

GENERAL MANAGER: 1964-93

SAINTS PRESIDENT/GENERAL MANAGER: 1986-93

YEAR INDUCTED: 1995

On July 29, 1995, an illustrious career as a football administrator was capped when Jim Finks was inducted into the Pro Football Hall of Fame in Canton, Ohio. Finks' posthumous election to the Hall was the ultimate honor in a career full of significant accomplishments.

Finks was named president/general manager of the Saints on January 14, 1986 by Owner Tom Benson. As Benson's first major hire since purchasing the team in 1985, Finks brought with him a portfolio of success as a player, coach, scout and administrator that had spanned 37 years in sports.

Much like his prior stints as general manager with the Minnesota Vikings and Chicago Bears, Finks' final stop would also be a success. Hiring head coach Jim Mora and picking impact players in guard/tackle Jim Dombrowski, running backs Dalton Hilliard and Rueben Mayes and linebacker Pat Swilling in his first draft, a franchise that had not achieved a winning season in 20 years would log a 12-3 mark in 1987, second-best in the NFL and go on to their first-ever playoff game. Finks' presence was apparent and recognized as he was named *The Sporting News* NFL Executive of the Year.

Under Finks' leadership, the Saints would continue to have success, winning their first division title in 1991 as the NFC West championship flag flew in New Orleans for the first time. However, shortly after his final draft in 1993, where he mined a future Pro Football Hall of Fame selection in tackle William Roaf, Finks would be forced to resign due to a valiant fight with lung cancer that would claim his life on May 8, 1994. Overall from 1986-92, the Saints would win 60 percent of their regular season games and enjoy a streak of six consecutive non-losing years. Over that period, only two other NFL teams had the same accomplishment.

Prior to coming to New Orleans, Finks served as general manager of the Chicago Bears from 1974-83, where he set about construction of one of the NFL's most dominating teams. Before his departure, Finks would acquire 19 of the 22 starters for a Bears team that compiled a 15-1 record in 1985 and crushed New England in Super Bowl XX. During his 10-year tenure in Minnesota, Finks hired then-unknown Bud Grant as head coach and the Vikings followed with a string of five NFC Central crowns and two Super Bowl appearances.

The Salem, Ill. native played quarterback at Tulsa University and was a 12th round selection of the Pittsburgh Steelers in 1949. Finks played defensive back until 1952, when he became the Steelers' starting quarterback and went to the Pro Bowl. After retiring as an NFL player following the 1955 season, he served as an assistant coach for two seasons before beginning his career as an administrator as the general manager of Calgary of the Canadian Football League in 1958.



RICKEY JACKSON

Linebacker

BORN: 3/20/58
COLLEGE: PITTSBURGH
NFL: 1981-95
SAINTS: 1981-93
YEAR INDUCTED: 2010

57

One of the most productive linebackers in National Football League history, Rickey Jackson served as the linchpin of one of the most dominant linebacker corps the league has ever seen. He became the first Saint to have spent the majority of his career with New Orleans to have been selected to the Pro Football Hall of Fame.

The Pahokee, Fla. native had an outstanding college career at Pittsburgh and was picked in the second round (51st overall) by the Saints in the 1981 NFL Draft. Jackson appeared in 227 regular season games, starting 225 during 15 NFL seasons, 13 of which were spent with the Saints. With 115 as a Saint, he is the club's all-time leader. Jackson led the club in takedowns six times. He missed only two games out of a possible 229 regular season games in his career.

Jackson finished his career with 128 sacks, (his eight sacks in his rookie season of 1981 are not included since sacks did not become an official statistic until 1982) ranked tenth all-time in NFL history. He is also the franchise's all-time leader in fumble recoveries with 26.

As a show of respect by opposing coaches and players for his dominating pass rush abilities and sideline to sideline play, Jackson was named to the Pro Bowl six times (1983-86, 1992-93) in his career, tied for the third-most by a Saint. He was an All-Pro selection six times (1984-87, 1992-93). After failing to post a winning campaign in the franchise's first 18 seasons, Jackson's Saints did not have a losing season in his final seven campaigns with the club from 1987-93, qualifying for the playoffs four times during this period.

Jackson would close out his NFL career with San Francisco from 1994-95, earning a championship ring as part of the Super Bowl XXIX winners. Jackson retired as a Saint in 1996 and his number 57 jersey was raised to the rafters of the Superdome. He was inducted into the New Orleans Saints Hall of Fame in 1997 and to the Louisiana Sports Hall of Fame in 1999. In 2013, he was inducted into the New Orleans Saints Ring of Honor and in 2016 was named to the franchise's All-50th team.





WILLIAM ROAF

Tackle

BORN: 4/18/70
COLLEGE: LOUISIANA TECH
NFL: 1993-2005
SAINTS: 1993-2001
YEAR INDUCTED: 2012

77

One of the most accomplished tackles in National Football League history, William Roaf was the anchor of the Saints offensive line for nine seasons. Coming out of Louisiana Tech in 1993, Roaf was picked by the Saints with the eighth overall choice in the 1993 NFL Draft.

The Pine Bluff, Ark. native immediately was inserted by head coach Jim Mora into the starting lineup at right tackle, where he would start every contest and was selected to several All-Rookie teams. The 6-5, 312-pounder moved to the left side in his second season where he was named a Pro Bowl starter and *Associated Press* first-team All-Pro, which would begin a 12-year stretch as one of the most dominant left tackles in NFL history.

During his nine seasons with the Saints, Roaf was named to the Pro Bowl seven consecutive times (1994-2000), the second-most appearances ever by a Saint. Following a trade to the Kansas City Chiefs in 2002, he would be selected four more times, totaling 11 total selections, tied for the most nominations by a tackle in league history with Anthony Munoz and Jonathan Ogden. He also was an eight-time AP All-Pro selection, with four selections from each club. Overall, Roaf started all 189 regular season games and three postseason contests he appeared in for the Saints and Chiefs.

Roaf received one of football's highest honors as he was named to the NFL's All-Decade teams of the 1990's and 2000's, voted on by the Pro Football Hall of Fame selection committee. He was a first-team selection for the 1990's squad and a second-team choice on the 2000's roster, making him one of only 16 players since the AFL-NFL merger to be named to two All-Decade rosters. Additionally, Roaf was named to the Saints Hall of Fame in 2008 and is a member of the Louisiana and Arkansas Sports Hall of Fames. In 2013, he was inducted into the New Orleans Saints Ring of Honor. In 2014 he was elected to the College Football Hall of Fame and in 2016 was named to the franchise's All-50th team.





MORTEN ANDERSON

Kicker

BORN: 8/19/60
COLLEGE: MICHIGAN STATE
NFL: 1982-2004, 2006-07
SAINTS: 1982-1994
YEAR INDUCTED: 2017

7

One of the most decorated kickers in NFL history, Andersen became only the second exclusive placekicker to be inducted into the Pro Football Hall of Fame. The NFL's all-time scoring leader until the 2018 season played in an NFL record 382 games during his 25-year career with five teams.

The Copenhagen, Denmark native was a Saints scoring weapon for 13 seasons after being selected by New Orleans in the 1982 NFL Draft in the fourth round (86th overall) out of Michigan State. During his Saints career, Andersen was named to the Pro Bowl four consecutive times and six-times overall (1985-88, 1990, 1992) and was named a first team AP All-Pro selection five times (1985-88, 1992). He finished his Saints career as the club's all-time leader in scoring with 1,318 points, in field goals made with 302 and 25 consecutive field goals made. Andersen went on to play eight seasons for the Falcons (1995-2000, 2006-07) becoming Atlanta's all-time scoring leader, earning Pro Bowl and AP All-Pro selections in 1995. In the 1999 NFC Championship game, he made a game-winning kick in overtime to beat Minnesota 30-27. Andersen spent the 2001 season with the Giants, the 2002-03 campaigns with the Chiefs and the 2004 season with the Vikings.

Andersen's illustrious career would break almost every NFL kicking and scoring record. In his 25 seasons, he became the NFL's all-time leader in scoring with 2,544 points, in games played with 382 appearances, in field goals made with 565, achieved NFL records with 22 seasons with 90+ points, scored in an NFL record 360 straight games. The seven-time Pro Bowler and six-time All-Pro hit 22 game winning kicks in the final two-minutes or less, with seven of them taking place in overtime.

Andersen received one of the greatest honors in football as he was named to the NFL's All Decade teams of the 1980's and 1990's, voted on by the Pro Football Hall of Fame selection committee. The "Great Dane" was named a first-team selection for both the 1980's team and 1990's roster, making him one of only 16 players since the AFL-NFL merger to be named to two All Decade teams. Andersen is a member of the Saints Hall of Fame (2009), the Louisiana Sports Hall of Fame (2011), the Saints Ring of Honor (2015) and the club's All-50th team (2016).



RING OF HONOR



**LB
RICKEY JACKSON**
Saints Career: 1981-93
Inducted: 2013



**QB
ARCHIE MANNING**
Saints Career: 1971-82
Inducted: 2013



**T
WILLIAM ROAF**
Saints Career: 1993-2001
Inducted: 2013



**K
MORTEN ANDERSEN**
Saints Career: 1982-94
Inducted: 2015



**OWNER
TOM BENSON**
Ownership Tenure:
1985-2018
Inducted: 2018



**DE
WILL SMITH**
Saints Career: 2004-12
Inducted: 2019

Pro Football Hall of Fame

1976

RB **Jim Taylor** (Saints career: 1967)

1982

DE **Doug Atkins** (Saints career: 1967-69)

1991

RB **Earl Campbell** (Saints career: 1984-85)

1995

President/GM **Jim Finks** (Saints career: 1986-93)

2003

Coach **Hank Stram** (Saints career: 1976-77)

2010

LB **Rickey Jackson** (Saints career: 1981-93)

2012

T **William Roaf** (Saints career: 1993-2001)

2016

QB **Ken Stabler** (Saints career: 1982-84)

2017

K **Morten Andersen** (Saints career: 1982-94)

Major Awards

1971

K **Tom Dempsey:** *PFWA George Halas Award*

1977

QB **Archie Manning:** *Byron "Whizzer" White NFL Man of the Year (NFLPA)*

1978

QB **Archie Manning:** *NFC Most Valuable Player (UPI, Sporting News); NFC Player of the Year (UPI, Sporting News); UPI NFC Offensive MVP*
RB **Chuck Muncie:** *Pro Bowl MVP*

1981

RB **George Rogers:** *NFL Rookie of the Year (Pro Football Weekly/PFWA, Sporting News); NFL Offensive Rookie of the Year (AP, Pro Football Weekly/PFWA); UPI NFC Rookie of the Year*

1983

QB **Archie Manning:** *PFWA Jack Horrigan Award*

1986

K **Morten Andersen:** *Pro Football Weekly/PFWA Golden Toe*
RB **Rueben Mayes:** *NFL Rookie of the Year (Pro Football Weekly/PFWA, Sporting News, Newspaper Enterprise Assoc.); NFL Offensive Rookie of the Year (AP, Pro Football Weekly/PFWA)*

Major Awards, cont.

1987

General Manager **Jim Finks**: *Sporting News NFL Executive of the Year*
Head Coach **Jim Mora**: *NFL Coach of the Year (AP, Pro Football Weekly/PFWA, Sporting News); NFC Coach of the Year (UPI, Pro Football Weekly/PFWA, Committee of 101 - Kansas City)*

1991

LB **Pat Swilling**: *NFL Defensive Player of the Year (AP, Newspaper Enterprise Assoc., Football Digest). NFC Defensive Player of the Year (Committee of 101 - Kansas City)*

2000

DT **La'Roi Glover**: *NFL Alumni Defensive Lineman of the Year, Committee of 101 - Kansas City NFC Defensive Player of the Year*
Head Coach **Jim Haslett**: *NFL Coach of the Year (AP, Pro Football Weekly/PFWA, Sports Illustrated, Football News, College & Pro Football Weekly, NFL Alumni, The Sports Network); Football Digest Rookie Coach of the Year; NFC Coach of the Year (USA Today, Committee of 101 - Kansas City)*
DE **Joe Johnson**: *NFL Comeback Player of the Year (AP, Pro Football Weekly/PFWA)*
Offensive Coordinator **Mike McCarthy**: *USA Today NFC Assistant Coach of the Year*
General Manager **Randy Mueller**: *NFL Executive of the Year (Sporting News, Pro Football Weekly/PFWA, Football Digest, The Sports Network)*

2002

G **LeCharles Bentley**: *Sports Illustrated NFL Offensive Rookie of the Year*
RS **Michael Lewis**: *NFL Alumni Special Teams Player of the Year*

2006

Executive Vice President/General Manager **Mickey Loomis**: *NFL Executive of the Year (Sporting News, Pro Football Weekly/Pro Football Writers of America)*
Head Coach **Sean Payton**: *NFL Coach of the Year (AP, Sporting News, Pro Football Weekly, Sports Illustrated, Maxwell Club, NFL Alumni), Committee of 101 - Kansas City NFC Coach of the Year*
QB **Drew Brees**: *Co-NFL Walter Payton Man of the Year, Sports Illustrated (Dr. Z) NFL Most Valuable Player, FedEx Air Player of the Year, Committee of 101 - Kansas City NFC Offensive Player of the Year, NFL Alumni QB of the Year*

2007

QB **Drew Brees**: *Pro Football Weekly/PFWA George Halas Award*

2008

QB **Drew Brees**: *NFL Offensive Player of the Year (AP, Sporting News), FedEx Air Player of the Year, Committee of 101 - Kansas City NFC Offensive Player of the Year*

2009

Head Coach **Sean Payton**: *NFL Coach of the Year (Maxwell Club, NFL Alumni), Committee of 101 - Kansas City NFC Coach of the Year*
QB **Drew Brees**: *NFL Player of the Year (Maxwell Club), NFL Alumni QB of the Year, FedEx Air Player of the Year, Sporting News Offensive Player of the Year, Committee of 101 - Kansas City NFC Offensive Player of the Year*

2010

QB **Drew Brees**: *Sports Illustrated Sportsman of the Year, AP 2010 Athlete of the Year; Pro Football Writers Association Good Guy Award*

2011

QB **Drew Brees**: *NFL Offensive Player of the Year (AP, Sports Illustrated), FedEx Air Player of the Year, Byron "Whizzer" White NFL Man of the Year (NFLPA), Bart Starr Award*

2015

S **Steve Gleason**: *PFWA George Halas Award*

2017

RB **Alvin Kamara**: *The Sporting News NFL Rookie of the Year; NFL Offensive Rookie of the Year (AP and Sports Illustrated); PFWA NFL Offensive Rookie of the Year (co-winner)*
CB **Marshall Lattimore**: *NFL Defensive Rookie of the Year (AP, PFWA and Sports Illustrated)*

2018

QB **Drew Brees**: *Committee of 101 - Kansas City NFC Offensive Player of the Year*
Special Teams **Mike Westhoff**: *PFWA Paul "Dr. Z" Zimmerman Award (co-winner)*

2019

WR **Michael Thomas**: *Associated Press NFL Offensive Player of the Year, Committee of 101 - Kansas City NFC Offensive Player of the Year*

All-Pro/All-Rookie Team

AP - Associated Press, CN - College & Pro Football Weekly, FD - Football Digest, FN - Football News, FW - Professional Football Writers of America, NE - Newspaper Enterprise Association, NY - New York Daily News, PFWA - Pro Football Writers of America, PW - Pro Football Weekly (1992-2012, choices combined with Pro Football Writers of America), SI - Sports Illustrated, SN - Sporting News, UP - United Press International, UW - USA Today/Sports Weekly

1967

CB **Dave Whitsell**: SN All-Pro; All-NFL 2nd Team (AP, UP)

1968

DE **Doug Atkins**: SN All-Pro; All-Pro 2nd Team (AP, NE)

1969

WR **Danny Abramowicz**: All-Pro (SN, AP-tied); All-Pro 2nd Team (NY, UPI)

K **Tom Dempsey**: SN All-Pro

1970

P **Julian Fagan**: All-NFC (AP, SN)

1972

LB **Joe Federspiel**: UP All-Rookie

1978

TE **Henry Childs**: UP All-NFC 2nd Team

QB **Archie Manning**: All-NFC (UP, SN)

1979

WR **Wes Chandler**: NE All-Pro 2nd team, UP All-NFC 2nd team

TE **Henry Childs**: PW All-NFC; UP All-NFC 2nd Team

G **Conrad Dobler**: UP All-NFC 2nd Team

RB **Chuck Muncie**: UP All-NFC 2nd Team

S **Tommy Myers**: PW All-Pro; All-NFC 1st Team (UP, PW)

1980

T **Stan Brock**: All-Rookie (UP, PW)

KR **Rich Mauti**: All-NFC (PW - specialist)

1981

RB **George Rogers**: All-Pro 1st Team (AP, SN); NE All-Pro 2nd Team; UP All-NFC

1982

RB **George Rogers**: UP All-NFC 2nd Team

1983

S **Russell Gary**: UP All-NFC

LB **Rickey Jackson**: PW All-NFC

LB **Jim Kovach**: UP All-NFC 2nd Team

CB **Johnnie Poe**: NE All-Pro 2nd Team; UP All-NFC

1984

P **Brian Hansen**: UP All-NFC 2nd Team

LB **Rickey Jackson**: All-Pro 2nd Team (AP, NE); All-NFC (UP, PW)

1985

K **Morten Andersen**: SN All-Pro; AP All-Pro 2nd Team; UP All-NFC

LB **Rickey Jackson**: AP All-Pro 2nd Team; UP All-NFC 2nd Team

1986

K **Morten Andersen**: All-Pro (AP, NE, FW, SN, PFW); All-NFC (UP, PW)

KR **Mel Gray**: All-Pro (SN - specialist)

LB **Rickey Jackson**: AP All-Pro 2nd Team; UP All-NFC 2nd Team

RB **Rueben Mayes**: UP All-NFC 2nd Team; All-Rookie (UP, PW)

1987

K **Morten Andersen**: All-Pro (AP, FW, NE, SN, PW); All-NFC (UPI, PW)

S **Gene Atkins**: FW All-Rookie

DE **Bruce Clark**: NE All-Pro 2nd Team

G **Brad Edelman**: UPI All-NFC 2nd Team

RS **Mel Gray**: All-Pro (FW, SN, PW - PR); All-NFC (PW - specialist)

LB **Rickey Jackson**: All-Pro (NE, SN)

LB **Vaughan Johnson**: All-NFC (UP, PW)

DE **Shawn Knight**: FW All-Rookie

RB **Rueben Mayes**: UP All-NFC

LB **Pat Swilling**: UP All-NFC

G **Steve Trapilo**: All-Rookie (FW, UP)

CB **Dave Waymer**: All-Pro 2nd Team (AP); UP All-NFC

1988

K **Morten Andersen**: NE All-Pro 2nd Team; AP All-NFC

LB **Vaughan Johnson**: NE All-Pro; All-NFC (UP, PW)

1989

RB **Dalton Hilliard**: All-Pro 2nd Team (AP, NE); All-NFC 2nd Team (UP)

LB **Vaughan Johnson**: NE All-Pro; AP All-Pro 2nd Team; All-NFC (UP, PW)

CB **Robert Massey**: All-Rookie (FW, CN, PW, FD)

LB **Pat Swilling**: All-Pro 2nd Team (AP, NE); All-NFC 2nd Team (UP)

1990

LB **Vaughan Johnson**: NE All-Pro 2nd Team; UP All-NFC 2nd Team

LB **Pat Swilling**: AP All-Pro 2nd Team; UP All-NFC 2nd Team

LB **Renaldo Turnbull**: All-Rookie (FW, UP, CN, FD)

NFL HONORS

All-Pro/All-Rookie Team, cont.

1991

LB **Vaughan Johnson**: UP All-NFC
LB **Sam Mills**: All-Pro (FW, SN, PW); All-Pro 2nd Team (AP, NE); PW All-NFC PW
LB **Pat Swilling**: All-Pro (AP, NE, FW, SN, PW); All-NFC (UP, PW)
ST **Bennie Thompson**: PW - specialist All-NFC

1992

K **Morten Andersen**: All-Pro (FW, NE, PW); AP All-Pro 2nd Team; All-NFC (UP, PW)
LB **Rickey Jackson**: All-Pro (FW, PW); All-Pro 2nd Team (AP, NE); All-NFC (UP, PW)
LB **Vaughan Johnson**: UP All-NFC
G **Derek Kennard**: NE All-Pro 2nd Team
DT **Wayne Martin**: NE All-Pro 2nd Team
LB **Sam Mills**: All-Pro (PW/FW, SN); AP All-Pro 2nd Team; All-NFC (UP, PW)
LB **Pat Swilling**: All-Pro (AP, SN)

1993

KR **Tyrone Hughes**: All-Pro (PW/FW - specialist; AP All-Pro 2nd Team; All-NFC (UP, PW); All-Rookie (PW/FW, UP, CN, FD)
LB **Rickey Jackson**: SN All-Pro; AP All-Pro 2nd Team; All-NFC (UP, PW)
T **William Roaf**: All-Rookie (PW/FW, UP, CN, FD)
TE **Irv Smith**: All-Rookie (CN, FN)
LB **Renaldo Turnbull**: AP All-Pro; UP All-NFC

1994

DE **Joe Johnson**: All-Rookie (FN, PW/FW, CN, UP)
T **William Roaf**: All-Pro (AP, PW/FW, SN, SI); All-NFC (UP, PW)
LB **Winfred Tubbs**: FN All-Rookie

1995

CB **Eric Allen**: UP All-NFC 2nd Team
LB **Mark Fields**: All-Rookie (PW/FW, CN)
T **William Roaf**: All-Pro (AP, PW/FW, SN); All-NFC (UP, PW)

1996

T **William Roaf**: All-Pro (PW/FW, SN); AP All-Pro 2nd Team; PW All-NFC

1997

S **Sammy Knight**: All-Rookie (PW)
T **William Roaf**: AP All-Pro 2nd Team; PW/FW All-NFC
LB **Winfred Tubbs**: AP All-Pro 2nd Team

1998

DT **La'Roi Glover**: CN All-Pro; All-Pro 2nd Team (AP, UW); FN All-NFC
TE **Cameron Cleeland**: All-Rookie (PW/FW, CN, FN, FD)
G/T **Kyle Turley**: All-Rookie (PW/FW, FN, FD)
T **William Roaf**: CN All-Pro 2nd team; FN All-NFC (Football News)

1999

T **William Roaf**: PW All-NFC

2000

DT **La'Roi Glover**: Unanimous All-Pro (PW/FW, AP, UW, SI, SN, CN, FD); All-NFC 1st Team (PW/FW, FN)
DT **Norman Hand**: FD All-Pro 2nd Team
DE **Darren Howard**: All-Rookie (PW/FW, FN)
DE **Joe Johnson**: All-Pro 2nd Team (CN, FD); All-NFC (PW/FW, FN)
LB **Keith Mitchell**: SI All-Pro, PW/FW All-NFC 1st Team
T **William Roaf**: All-Pro (PW/FW, UW, SI, FD); All-Pro 2nd Team (AP, CN); PW/FW All-NFC 1st Team
T **Kyle Turley**: AP All-Pro; All-Pro 2nd Team (CN, FD); FN 1st Team All-NFC

2001

S **Sammy Knight**: FD All-Pro; All-Pro 2nd Team (AP, CN)

2002

G **LeCharles Bentley**: All-Rookie (PW)
KR **Michael Lewis**: All-Pro (AP, CN, FD, PW/FW, SI, SN); All-NFC KR/PR (PW)
ST **Fred McAfee**: PW/FW All-Pro; FW All-Pro 2nd Team; PW All-NFC
RB **Deuce McAllister**: PW All-NFC
CB **Fred Thomas**: SI All-Pro
WR **Donté Stallworth**: PW All-Rookie

2003

RB **Deuce McAllister**: PW All-NFC
DT **Johnathan Sullivan**: PW All-Rookie

2004

DE **Will Smith**: PW All-Rookie

2005

OT **Jammal Brown**: PW All-Rookie

2006

QB **Drew Brees**: All-Pro (AP, PW/FW, SI, SN, UW); PW/NW All-NFC
T **Jammal Brown**: All-Pro (AP, PW/FW, SI, UW); PW/FW All-NFL & All-NFC
RB **Reggie Bush**: PW/FW All-Rookie
FB **Mike Karney**: AP All-Pro 2nd Team

2008

QB **Drew Brees**: All-Pro (SI, SN); AP All-Pro 2nd Team; PW/FW All-NFC
PR **Reggie Bush**: SN All-Pro
DT **Sedrick Ellis**: PW/FW All-Rookie
G **Carl Nicks**: PW/FW All-Rookie

All-Pro/All-Rookie Team, cont.

2009

QB **Drew Brees**: SN All-Pro; AP All-Pro 2nd Team;
PW/FW All-NFC
G **Jahri Evans**: All-Pro (AP, PW/FW, SI, SN, UW);
PW/FW All-NFC
S **Darren Sharper**: AP All-Pro (AP, PW/FW, SI, SN, UW);
PW/FW All-NFC

2010

G **Jahri Evans**: All-Pro (AP, PW/FW, SN); PW/FW All-NFC
RB **Chris Ivory**: All-Rookie (PW/FW, SN)
S **Malcolm Jenkins**: AP All-Pro 2nd Team
G **Carl Nicks**: AP All-Pro 2nd Team
S **Darren Sharper**: AP All-Pro 2nd Team

2011

QB **Drew Brees**: AP All-Pro 2nd Team
G **Jahri Evans**: All-Pro (AP, PW/FW, ESPN.com, SN);
PW/FW All-NFC
TE **Jimmy Graham**: AP All-Pro 2nd Team; PW/FW
All-NFC
G **Carl Nicks**: AP All-Pro (AP, ESPN.com, PW/FW, SI, SN);
PW/FW All-NFC

2012

G **Jahri Evans**: All-Pro (AP, SN); PW/FW All-NFC
P **Thomas Morstead**: All-Pro (SI, SN); AP All-Pro
2nd Team

2013

QB **Drew Brees**: PFWA All-NFC
G **Jahri Evans**: AP All-Pro 2nd Team
TE **Jimmy Graham**: All-Pro (AP 1st team, SN, SI);
PFWA All-NFL and All-NFC
S **Kenny Vaccaro**: PFWA All-Rookie

2015

LB **Stephone Anthony**: PFWA All-Rookie
T **Zach Strief**: SI All-Pro

2016

K **Wil Lutz**: PFWA All-Rookie
WR **Michael Thomas**: PFWA All-Rookie

2017

DE **Cameron Jordan**: All-Pro (AP, SN); PW All-NFL
and All-NFC
RB **Alvin Kamara**: AP All-Pro (2nd team flex
position); PW All-NFC and All-Rookie
CB **Marshon Lattimore**: PW All-NFC and All-Rookie
T **Ryan Ramsey**: PW All-Rookie
WR **Michael Thomas**: PW All-NFC
S **Marcus Williams**: PW All-Rookie

2018

T **Terron Armstead**: AP All-Pro 2nd Team; SN All-Pro;
PFWA All-NFC
QB **Drew Brees**: AP All-Pro 2nd Team; SN All-Pro;
PFWA All-NFC
DE **Marcus Davenport**: PFWA All-Rookie
DE **Cameron Jordan**: AP All-Pro 2nd Team; PFWA
All-NFC
T **Ryan Ramsey**: AP All-Pro 2nd Team
WR **Michael Thomas**: AP first-team All-Pro; SN All-
Pro; PFWA All-NFL and All-NFC

2019

LB **Demario Davis**: AP All-Pro 1st Team
DB **C.J. Gardner-Johnson**: PFWA All-Rookie
ST **J.T. Gray**: AP All-Pro 2nd Team; PFWA All-NFC
PR **Deonte Harris**: AP All-Pro 1st Team; PFWA All-NFL,
All-NFC and All-Rookie; SN All-Pro
DE **Cameron Jordan**: AP All-Pro 2nd Team; PFWA All-
NFL and All-NFC; SN All-Pro
CB **Marshon Lattimore**: PFWA All-NFC
K **Wil Lutz**: PFWA All-NFC
C **Erik McCoy**: PFWA All-Rookie
T **Ryan Ramsey**: AP All-Pro 1st Team; PFWA All-NFL
and All-NFC
WR **Michael Thomas**: AP All-Pro 1st Team; PFWA All-
NFL and All-NFC; SN All-Pro

Pro Bowl Selections

1967

CB **Dave Whitsell**

1968

DT **Dave Rowe**

1969

RB **Tony Baker**, K **Tom Dempsey**, G
Jake Kupp, RB **Andy Livingston**

1978

QB **Archie Manning**

1979

WR **Wes Chandler**, TE **Henry
Childs**, QB **Archie Manning** (2),
RB **Chuck Muncie**, S **Tommy
Myers**

1981

RB **George Rogers**

1982

RB **George Rogers** (2)

1983

LB **Rickey Jackson**

1984

DE **Bruce Clark**, P **Brian Hansen**,
LB **Rickey Jackson** (2)

1985

K **Morten Andersen**, LB **Rickey
Jackson** (3)

NFL HONORS

Pro Bowl Selections, cont.

1986

K Morten Andersen (2), LB Rickey Jackson (4), RB Rueben Mayes*

1987

K Morten Andersen (3), TE Hoby Brenner, G Brad Edelman, RB Rueben Mayes (2)*, LB Sam Mills, CB Dave Waymer

1988

K Morten Andersen (4), WR Eric Martin, LB Sam Mills (2)

1989

RB Dalton Hilliard, LB Vaughan Johnson, LB Pat Swilling

1990

K Morten Andersen (5), LB Vaughan Johnson (2), LB Pat Swilling (2)

1991

LB Vaughan Johnson (3), LB Sam Mills (3), LB Pat Swilling (3), ST Bennie Thompson

1992

K Morten Andersen (6), C Joel Hilgenberg, LB Rickey Jackson (5), LB Vaughan Johnson (4), LB Sam Mills (4), LB Pat Swilling (4)

1993

ST Tyrone Hughes, LB Rickey Jackson (6), LB Renaldo Turnbull

1994

DE Wayne Martin, T William Roaf

1995

CB Eric Allen, T William Roaf (2)

1996

T William Roaf (3)

1997

T William Roaf (4)

1998

T William Roaf (5)*, DE Joe Johnson

1999

T William Roaf (6)

2000

LB Mark Fields, DT La'Roi Glover, WR Joe Horn, DE Joe Johnson (2), LB Keith Mitchell, T William Roaf (7)

2001

WR Joe Horn (2), DT La'Roi Glover (2), S Sammy Knight

2002

WR Joe Horn (3), KR Michael Lewis, ST Fred McAfee, RB Deuce McAllister

2003

RB Deuce McAllister* (2), G LeCharles Bentley*

2004

P Mitch Berger, WR Joe Horn (4)

2005

C LeCharles Bentley (2)

2006

QB Drew Brees, T Jammal Brown*, DE Will Smith

2008

QB Drew Brees (2), T Jammal Brown (2)

2009**

QB Drew Brees (3), G Jahri Evans, C Jonathan Goodwin, S Roman Harper, S Darren Sharper, T Jon Stinchcomb, LB Jonathan Vilma

2010

QB Drew Brees (4), G Jahri Evans (2), S Roman Harper (2), G Carl Nicks, LB Jonathan Vilma (2)

2011

QB Drew Brees (5), T Jermon Bushrod, G Jahri Evans (3), TE Jimmy Graham, G Carl Nicks (2)

2012

QB Drew Brees (6), T Jermon Bushrod (2), G Jahri Evans (4), P Thomas Morstead

2013

QB Drew Brees (7), G Jahri Evans (5), TE Jimmy Graham (3), G Ben Grubbs, DE Cameron Jordan

2014

QB Drew Brees (8), G Jahri Evans* (6), TE Jimmy Graham (2), RB Mark Ingram

2015

DE Cameron Jordan (2)

2016

QB Drew Brees (9)

2017

QB Drew Brees (10), RB Mark Ingram II (2), DE Cameron Jordan (3), RB Alvin Kamara, CB Marshon Lattimore, WR Michael Thomas, G Larry Warford

2018

T Terron Armstead*, QB Drew Brees* (11), DE Cameron Jordan (4), RB Alvin Kamara (2), G Andrus Peat, WR Michael Thomas* (2), G Larry Warford (2), C Max Unger*

2019

T Terron Armstead (2), QB Drew Brees (12), TE Jared Cook, WR/RS Deonte Harris, DE Cameron Jordan (5), RB Alvin Kamara (3), CB Marshon Lattimore (2)*, K Wil Lutz, G Andrus Peat (2), WR Michael Thomas (3), G Larry Warford (3)

* - did not play

** - Super Bowl participant, players did not play

() - number of multiple selections to squad as a Saint

NFC Players of the Month (Awarded Since 1986)

1988

Sept.: LB **Rickey Jackson** (Defense)

1989

Oct.: QB **Bobby Hebert** (Offense)

1990

Dec.: LB **Rickey Jackson** (Defense, 2)

1991

Sept.: LB **Sam Mills** (Defense)

1993

Sept.: LB **Renaldo Turnbull** (Defense)

1994

Oct.: KR-PR **Tyrone Hughes** (Special Teams)

1997

Nov.: K **Doug Brien** (Special Teams)

2000

Oct.: DT **La'Roi Glover** (Defense)

2001

Oct.: RB **Ricky Williams** (Offense); **Oct.:** K **John Carney** (Special Teams)

2002

Oct.: RB **Deuce McAllister** (Offense)

2006

Sept.: K **John Carney** (Special Teams, 2)

2008

Sept.: QB **Drew Brees** (Offense)

2009

Sept.: QB **Drew Brees** (Offense, 2); **Oct.:** S **Darren Sharper** (Defense)

2010

Sept.: KR-ST **Courtney Roby** (Special Teams)

2011

Dec./Jan.: QB **Drew Brees** (Offense, 3)

2013

Sept.: TE **Jimmy Graham** (Offense)

2014

Oct.: K **Shayne Graham** (Special Teams)

2017

Oct.: DE **Cameron Jordan** (Defense)

2018

Sept.: K **Wil Lutz** (Special Teams); **Nov.:** QB **Drew Brees** (Offense, 4)

2019

Sept.: P **Thomas Morstead** (Special Teams); **Nov.:** WR **Michael Thomas** (Offense); **Dec.:** QB **Drew Brees** (Offense, 5)

() - number of multiple selections to honor as a Saint

NFC Rookie of the Month

2000

Sept.: DE **Darren Howard** (Defense); **Dec.:** DE **Darren Howard** (Defense, 2)

2006

Oct.: WR **Marques Colston** (Offense); **Dec.:** RB **Reggie Bush** (Offense)

() - number of multiple selections to honor as a Saint

NFL Rookie of the Month

2017

Oct.: CB **Marshon Lattimore** (Defense); **Nov.:** RB **Alvin Kamara** (Offense); **Dec.:** CB **Marshon Lattimore** (Defense, 2)

() - number of multiple selections to honor as a Saint

NFC Players of the Week (Awarded Since 1984)

1984

Week 11: DE **Jim Wilks** (Defense); **Week 12:** DT **Bruce Clark** (Defense)

Rickey Jackson (Defense); **Week 10 :** DE **Bruce Clark** (Defense, 2)

1985

Week 3: QB **Dave Wilson** (Offense)

1987

Week 9: RB **Dalton Hilliard** (Offense); **Week 11:** DE **Jim Wilks** (Defense, 2); **Week 14:** QB **Bobby Hebert** (Offense); **Week 15:** LB **Rickey Jackson** (Defense, 2)

1986

Week 7: RB **Rueben Mayes** (Offense); **Week 9:** LB

NFL HONORS

NFC Players of the Week, cont. (Awarded Since 1984)

1988

Week 8: LB **Rickey Jackson** (Defense, 3); **Week 12:** QB **Bobby Hebert** (Offense, 2)

1989

Week 7: RB **Dalton Hilliard** (Offense, 2); **Week 8:** LB **Pat Swilling** (Defense); **Week 11:** LB **Pat Swilling** (Defense, 2)

1990

Week 10: RB **Craig Heyward** (Offense)

1991

Week 5: LB **Rickey Jackson** (Defense, 4); **Week 10:** LB **Pat Swilling** (Defense, 3); **Week 16:** QB **Bobby Hebert** (Offense, 3); **Week 17:** S **Gene Atkins** (Defense)

1992

Week 6: LB **Rickey Jackson** (Defense, 5); **Week 14:** DE **Wayne Martin** (Defense)

1993

Week 2: QB **Wade Wilson** (Offense); **Week 3:** P **Tommy Barnhardt** (Special Teams); **Week 3:** LB **Renaldo Turnbull** (Defense); **Week 4:** K **Morten Andersen** (Special Teams); **Week 4:** LB **Vaughan Johnson** (Defense); **Week 13:** KR **Tyrone Hughes** (Special Teams)

1994

Week 3: LB **Darion Conner** (Defense); **Week 5:** LB **James Williams** (Defense); **Week 8:** KR/PR **Tyrone Hughes** (Special Teams, 2); **Week 15:** K **Morten Andersen** (Special Teams, 2); **Week 17:** P **Tommy Barnhardt** (Special Teams, 2)

1995

Week 9: KR/PR **Tyrone Hughes** (Special Teams, 3); **Week 10:** K **Doug Brien** (Special Teams)

1996

Week 16: DT **Wayne Martin** (Defense, 2)

1997

Week 4: DT **Wayne Martin** (Defense, 3); **Week 12:** S **Chris Hewitt** (Special Teams); **Week 14:** K **Doug Brien** (Special Teams, 2); **Week 16:** P **Mark Royals** (Special Teams)

1998

Week 4: LB **Mark Fields** (Defense); **Week 8:** P **Mark Royals** (Special Teams, 2); **Week 14:** DT **La'Roi Glover** (Defense)

1999

Week 16: CB **Fred Weary** (Defense)

2000

Week 6: DT **La'Roi Glover** (Defense, 2); **Week 7:** DT **La'Roi Glover** (Defense, 3); **Week 9:** LB **Keith Mitchell** (Defense); **Week 10:** QB **Jeff Blake** (Offense); **Week 11:** LB **Keith Mitchell** (Defense, 2); **Week 13:** DT **La'Roi Glover** (Defense, 4)

2001

Week 1: S **Sammy Knight** (Defense); **Week 4:** RB **Ricky Williams** (Offense); **Week 4:** K **John Carney** (Special Teams); **Week 7:** S **Sammy Knight** (Defense, 2); **Week 7:** K **John Carney** (Special Teams, 2)

2002

Week 1: RB **Fred McAfee** (Special Teams); **Week 6:** WR **Michael Lewis** (Special Teams), DE **Darren Howard** (Defense); **Week 7:** QB **Aaron Brooks** (Offense); **Week 10:** S **Steve Gleason** (Special Teams)

2003

Week 7: QB **Aaron Brooks** (Offense, 2); **Week 9:** DE **Willie Whitehead** (Defense); **Week 13:** RB **Deuce McAllister** (Offense); **Week 15:** QB **Aaron Brooks** (Offense, 3)

2004

Week 3: K **John Carney** (Special Teams, 3); **Week 14:** P **Mitch Berger** (Special Teams); **Week 15:** RB **Aaron Stecker** (Special Teams); **Week 16:** WR **Michael Lewis** (Special Teams, 2); **Week 17:** DE **Tony Bryant** (Special Teams)

2005

Week 1: K **John Carney** (Special Teams, 4); **Week 4:** DE **Darren Howard** (Defense, 2)

2006

Week 3: LB **Scott Fujita** (Defense); **Week 5:** RB **Reggie Bush** (Special Teams); **Week 9:** QB **Drew Brees** (Offense); **Week 13:** RB **Reggie Bush** (Offense); **Week 14:** QB **Drew Brees** (Offense, 2)

2007

Week 8: QB **Drew Brees** (Offense, 3); **Week 15:** QB **Drew Brees** (Offense, 4)

2008

Week 5: RB **Reggie Bush** (Special Teams, 2); **Week 6:** QB **Drew Brees** (Offense, 5); **Week 8:** QB **Drew Brees** (Offense, 6); **Week 12:** QB **Drew Brees** (Offense, 7)

2009

Week 1: QB **Drew Brees** (Offense, 8); **Week 4:** S **Darren Sharper** (Defense); **Week 6:** QB **Drew Brees** (Offense, 9); **Week 9:** DL **Anthony Hargrove** (Defense); **Week 11:** P **Thomas Morstead** (Special

NFC Players of the Week, cont. (Awarded Since 1984)

Teams); **Week 12:** QB **Drew Brees** (Offense, 10); **Week 17:** P **Thomas Morstead** (Special Teams, 2)

2010

Week 2: K **Garrett Hartley** (Special Teams); **Week 12:** S **Malcolm Jenkins** (Defense); **Week 14:** S **Malcolm Jenkins** (Defense, 2)

2011

Week 2: S **Roman Harper** (Defense); **Week 7:** QB **Drew Brees** (Offense, 11); **Week 10:** S **Roman Harper** (Defense, 2); **Week 12:** QB **Drew Brees** (Offense, 12); **Week 16:** QB **Drew Brees** (Offense, 13)

2012

Week 5: QB **Drew Brees** (Offense, 14); **Week 10:** TE **Jimmy Graham** (Offense)

2013

Week 3: TE **Jimmy Graham** (Offense, 2); **Week 4:** QB **Drew Brees** (Offense, 15); **Week 10:** QB **Drew Brees** (Offense, 16); **Week 17:** QB **Drew Brees** (Offense, 17)

2014

Week 9: OLB **Junior Galette** (Defense); **Week 13:** QB **Drew Brees** (Offense, 18)

2015

Week 4: QB **Drew Brees** (Offense, 19); **Week 6:** LB **Michael Mauti** (Special Teams); **Week 8:** QB **Drew Brees** (Offense, 20)

2016

Week 6: K **Wil Lutz** (Special Teams); **Week 8:** K **Wil Lutz** (Special Teams, 2); **Week 12:** RB **Mark Ingram II** (Offense)

2017

Week 6: DE **Cameron Jordan** (Defense); **Week 9:** DB **Justin Hardee** (Special Teams); **Week 11:** RB **Mark Ingram II** (Offense, 2)

2018

Week 3: QB **Drew Brees** (Offense, 21); **Week 4:** LB **Demario Davis** (Defense); **Week 5:** QB **Drew Brees** (Offense, 22); **Week 8:** CB **P.J. Williams** (Defense); **Week 9:** WR **Michael Thomas** (Offense); **Week 14:** QB **Taysom Hill** (Special Teams)

2019

Week 3: P **Thomas Morstead** (Special Teams, 3); **Week 7:** P **Thomas Morstead** (Special Teams, 4); **Week 15:** QB **Drew Brees** (Offense, 23)

() - number of multiple selections to honor as a Saint



NFL DRAFT HISTORY

1967 Expansion Draft

Held Feb. 10, 1967

In what became the foundation of New Orleans' first team, the Saints selected 42 players in an expansion draft, using the same procedures as in the formation of the Atlanta Falcons in 1966. The Falcons were exempted from the expansion draft in 1967, thus leaving 14 teams from whom the Saints selected players. The procedures that were in place for the Saints were as follows: Each of the other 14 NFL teams froze 29 players from its 40-man roster, leaving 11 players available to be selected. The Saints chose one player from those 11 remaining on each team. Then, each team froze two additional players, leaving eight on each list, from which the Saints chose two more.

Tom Barrington, fb	Ohio State (from Washington)
Jim Battle, t	Southern (from Cleveland)
Charlie Bradshaw, t	Baylor (from Pittsburgh)
Jackie Burkett, lb	Auburn (from Baltimore Colts)
Dave Cahill, dt	Arizona State (from Philadelphia)
Bill Cody, lb	Auburn (from Detroit)
Don Croftcheck, g	Indiana (from Washington)
Bill Curry, c	Georgia Tech (from Green Bay)
Ted Davis, lb	Georgia Tech (from Baltimore Colts)
Jim Garcia, de	Cal State-Chico (from N.Y. Giants)
Tom Hall, wr	Minnesota (from Minnesota)
Steve Heckard, wr	Davidson (from L.A. Rams)
Jimmy Heidel, db	Mississippi (from St. Louis Cardinals)
Paul Hornung, rb	Notre Dame (from Green Bay)
Billy Kilmer, qb	UCLA (from San Francisco)
Elbert Kimbrough, db	Northwestern (from San Francisco)
Kent Kramer, te	Minnesota (from San Francisco)
Jake Kupp, g	Washington (from Washington)
Earl Leggett, dt	Louisiana State (from L.A. Rams)
Obert Logan, db	Trinity (Texas) (from Dallas)
Riley Mattson, t	Oregon (from Chicago)
John Morrow, c	Michigan (from Cleveland)
Ray Ogden, te	Alabama (from St. Louis Cardinals)
Ray Rissmiller, t	Georgia (from Philadelphia)
Walt Roberts, wr	San Jose State (from Cleveland)
George Rose, db	Auburn (from Minnesota)
Bill Sandeman, t	Pacific (from Dallas)
Bob Scholtz, t	Notre Dame (from N.Y. Giants)
Brian Schweda, de	Kansas (from Chicago)
Dave Simmons, lb	Georgia Tech (from St. Louis Cardinals)
Jerry Simmons, wr	Bethune-Cookman (from Pittsburgh)
Bob Smith, rb	North Texas State (from Pittsburgh)
Bobby Lee Smith, db	UCLA (from Detroit)
Larry Stephens, dt	Texas (from Dallas)
Steve Stonebreaker, lb	Detroit (from Baltimore Colts)
Mike Tilleman, dt	Montana (from Minnesota)
Phil Vandersee, lb	Massachusetts (from Green Bay)
Willie Walker, wr	Tennessee State (from Detroit)
Joe Wendryshoski, g	Illinois (from L.A. Rams)
Dave Whitsell, db	Indiana (from Chicago)
Fred Whittingham, lb	Cal Poly-San Luis Obispo (from Philadelphia)
Gary Wood, qb	Cornell (from N.Y. Giants)

1967 Draft

Held March 14, 1967

The first combined AFL-NFL draft was held in 1967. A player's overall order of selection is designated by a number after his position. In 1967, the expansion New Orleans Saints received the first and last choices in each round and an additional choice at the end of the 2nd, 3rd and 4th rounds.

1a.	traded to Baltimore
1b.	Leslie Kelley, fb (26) Alabama
2a.	James (Bo) Burris, s (27) Houston
2b.	John Gilliam, rb (52) South Carolina State
2c.	David Rowe, de (53) Penn State
3a.	traded to Baltimore
3b.	Del Williams, g (79) Florida State
3c.	Ben Hart, wr (80) Oklahoma
4a.	Ron Widby, p (81) Tennessee
4b.	Bill Carr, c (106) Florida
4c.	Tom Stangle, t (107) Dayton
5a.	Don McCall, rb (108) Southern California
5b.	John Douglas, cb (133) Texas Southern
5c.	George Harvey, g (134) Kansas
6b.	Charles (Bo) Wood, lb (159) North Carolina

7a.	Gary Hertzog, g (160) Williamette
7b.	Bob McKelvey, lb (185) Northwestern
8a.	Sam Harris, te (186) Colorado
8b.	Barry Siler, lb (211) Albion
9a.	Tim Lavens, te (212) Idaho
9b.	Eugene Ross, cb (237) Oklahoma
10a.	Charles Brown, rb (238) Missouri
10b.	Roosevelt Robertson, te (263) North Carolina College
11a.	Jim Benson, g (264) Florida
11b.	Bernard Corbin, cb (288) Alabama A&M
12a.	Ronnie Pack, g (289) Texas Tech
12b.	John Robinson, wr (315) Tennessee A&I
13a.	Bill Stetz, lb (316) Boston College
13b.	Gary Grossnickle, s (341) Missouri
14a.	Jim Hester, te (342) North Carolina
14b.	George Stetter, cb (367) Virginia
15a.	John Snow, dt (368) Wake Forest
15b.	Darrell Johnson, rb (393) Lamar
16a.	Marcus Rhoden, wr (394) Mississippi State
16b.	Bruce Cortez, cb (419) Parsons College
17a.	Dan Abramowicz, wr (420) Xavier (Ohio)
17b.	Billy Bob Stewart, lb (438) Southern Methodist (choice acquired from Baltimore)
17c.	Jimmy Walker, s (445) Providence



WR Danny Abramowicz

1968 Draft

Held January 30-31, 1968

1a.	traded to Green Bay
1b.	Kevin Hardy, de (7) Notre Dame (choice acquired from Minnesota)
2.	choice to Los Angeles for joining scouting combine
3.	Dave Szmakowski, wr (59) West Texas State
4a.	Willie Crittendon, dt (85) Tulsa
4b.	Dan Sartin, g (103) Mississippi
4c.	Ronnie Lee South, qb (115) Arkansas
6.	traded to San Francisco
7a.	Ray Phillips, g (169) Michigan (choice acquired from Detroit)
7b.	Eugene Howard, cb (175) Langston
8.	Dick Swatland, g (195) Notre Dame
9.	Joe Blake, g (223) Tulsa
10.	Doug Robinson, s (254) Iowa State
11.	Bennie Blocker, rb (276) South Carolina State
12.	John Beck, cb (303) San Diego State
13.	Kayo Trepanier, t (331) Montana State
14.	Herbert Covington, rb (359) Memphis State
15.	Wilmer Cooks, rb (384) Colorado
16.	Elie Ghattas, g (411) Ball State
17.	Jim Ferguson, lb (439) Southern California

1969 Draft

Held January 28-29, 1969

1a.	traded to San Francisco
1b.	John Shimmers, g (17) Xavier (Ohio) (choice acquired from Minnesota)
2a.	traded to Baltimore
2b.	Richard Neal, de (45) Southern (choice acquired from St. Louis)
3.	traded to Detroit
4a.	Dennis Hale, s (85) Minnesota

NFL DRAFT HISTORY

- 4b. Bob Hudspeth, t (102) Southern Illinois
(choice acquired from Dallas)
- 5a. Tony Kyasky, s (111) Syracuse
- 5b. Keith Christensen, t (117) Kansas
(choice acquired from N.Y. Giants)
6. Bob Miller, te (138) Southern California
traded to Baltimore
7. Jim Lawrence, wr (189) Southern California
9. Joe Owens, lb (215) Alcorn State
10. McKinley Reynolds, rb (241) Hawaii
11. Tommy Morel, wr (267) Louisiana State
12. Tom Broadhead, rb (293) Santa Barbara State
13. Joe Robillard, cb (319) Linfield (Oregon)
14. Gary Loyd, p (345) California Lutheran
15. Bill Waller, wr (371) Xavier (Ohio)
16. Edd Hargett, qb (397) Texas A&M
17. Chico Kurzawski, s (423) Northwestern

1970 Draft

Held January 27-28, 1970

1. Ken Burrough, wr (10) Texas Southern
traded to Cleveland
3. Clovis Swinney, de (62) Arkansas State
4. Delles Howell, cb (88) Grambling
- 5a. Glenn Cannon, s (106) Mississippi
(choice acquired from Chicago)
- 5b. traded to Washington
- 5c. Steve Ramsey, qb (126) North Texas State
(choice acquired from Los Angeles)
6. Mel Easley, cb (140) Oregon State
7. Lon Woodard, de (166) San Diego State
8. Lawrence Estes, de (192) Alcorn State
9. Jim Otis, rb (218) Ohio State
10. Jim Brumfield, rb (244) Indiana State
11. Gary Klahr, lb (270) Arizona
12. Willie Davenport, cb (296) Southern
Ralph Miller, te (322) Alabama State
(selection was declared ineligible by NFL)
14. Doug Sutherland, de (348) Wisconsin-Superior
15. Jim Vest, de (374) Washington State
16. Cliff Gasper, dt (400) Grambling
17. Doug Wyatt, s (426) Tulsa



QB Archie Manning

1971 Draft

Held January 28-29, 1971

1. Archie Manning, qb (2) Mississippi
traded to Chicago
- 2a. Sam Holden, t (31) Grambling
(choice acquired from Houston)
3. Bivian Lee, cb (54) Prairie View A&M
traded to Dallas
- 4a. Carlos Bell, te (82) Houston
- 4c. Wimpy Winther, c (88) Mississippi
(choice acquired from Washington)
- 4d. D'artagnan Martin, cb (91) Kentucky State
- 4e. Don Morrison, t (98) Texas-Arlington
traded to Pittsburgh

6. Don Morehead, rb (132) Michigan
- 7a. Larry DiNardo, g (158) Notre Dame
- 7b. Bob Newland, wr (172) Oregon
(choice acquired from Kansas City)
- 8a. traded to Pittsburgh
- 8b. James Elder, cb (194) Southern
(choice acquired from Washington)
- 8c. Bob Gresham, rb (201) West Virginia
(choice acquired from Oakland)
9. Tom Williams, s (210) Williamette
10. Rocky Pamplin, rb (239) Hawaii
(choice acquired from Philadelphia)
11. Bob Pollard, de (262) Weber State
12. Ron Gathright, cb (288) Morehead State
13. Don Burchfield, te (314) Ball State
14. Bobby Scott, qb (340) Tennessee
15. Bart Graves, de (366) Tulane
16. Craig Robinson, t (392) Houston
17. Hermann Eban, wr (428) Oklahoma State
(choice acquired from Washington)

1972 Draft

Held February 1-2, 1972

1. Royce Smith, g (8) Georgia
- 2a. Willie Hall, lb (31) Southern California
(choice acquired from Houston)
- 2b. traded to Oakland
- 3a. Bob Kuziel, c (60) Pittsburgh
- 3b. Tom Myers, s (74) Syracuse
(choice from Baltimore through Oakland)
- 4a. Mike Crangle, de (85) Tennessee-Martin
- 4b. Joe Federspiel, lb (99) Kentucky
(choice acquired from Washington through L.A.
Rams & Philadelphia)
- 4c. Mike Coleman, de (101) Knoxville College
(choice acquired from Kansas City)
- 5a. Bill Butler, rb (111) Kansas State
(choice acquired from Green Bay)
- 5b. Carl Johnson, t (112) Nebraska
- 5c. Bob Davies, s (126) South Carolina
(choice acquired from Baltimore)
- 6a. Wayne Dorton, g (137) Arkansas State
- 6b. Curt Watson, rb (150) Tennessee
(choice acquired from Oakland)
7. Ernie Jackson, cb (164) Duke
8. Ron Vinson, wr (189) Abilene Christian
9. Kent Bransletter, dt (216) Houston
10. Andy Kupp, g (241) Idaho
11. Paul Dongjeux, lb (267) Mississippi
12. Steve Lockhart, te (293) Arkansas State
13. Cephus Weatherspoon, wr (320) Fort Lewis
14. Steve Barrios, wr (345) Tulane
15. Rusty Lachaussee, qb (372) Tulane
16. Joe Balthrop, g (397) Tennessee
17. Dick Graham, wr (424) Oklahoma State

1973 Draft

Held January 30-31, 1973

1. traded to Baltimore
- 2a. Derland Moore, de (29) Oklahoma
- 2b. Steve Baumgartner, de (51) Purdue
(choice acquired from Washington through N.Y. Jets)
- 3a. traded to Washington
- 3b. Pete Van Valkenburg, rb (66) Brigham Young
(choice acquired from N.Y. Jets)
- 4a. traded to Detroit
- 4b. Jim Merlo, lb (86) Stanford
(choice acquired from Baltimore)
5. traded to Denver
- 6a. traded to Washington
- 6b. Marty Shuford, rb (134) Arizona
(choice from New England)
7. Billy Cahill, s (158) Washington
- 8a. Bob Peterson, g (185) Utah
- 8b. Doug Winslow, wr (207) Drake
(choice acquired from Washington)
9. Mike Fink, cb (210) Missouri

NFL DRAFT HISTORY

10. Jeff Horsley, rb (237) North Carolina Central
11. James Owens, rb (262) Auburn
12. Paul Orndorff, te (289) Tampa
13. Richard Watkins, dt (314) Weber State
14. Paul Fersen, t (341) Georgia
15. Mike Evenson, c (366) North Dakota State
16. Howard Stevens, rb (392) Louisville
17. Bobby Garner, te (418) Winston-Salem State

1974 Draft

Held January 29-30, 1974

1. Rick Middleton, lb (13) Ohio State
(swapped #1 choices from Detroit)
2. Paul Seal, te (36) Michigan
3. traded to Cincinnati
- 4a. traded to Minnesota
- 4b. Rod McNeil, rb (88) Southern California
(choice acquired from San Francisco)
- 5a. Joel Parker, wr (113) Florida
(choice acquired from San Francisco)
- 5b. traded to Cincinnati
- 5c. Terry Schmidt, cb (121) Ball State
(choice acquired from Atlanta)
6. traded to Detroit
7. traded to Miami
- 8a. traded to N.Y. Jets
- 8b. Alvin Maxson, rb (201) Southern Methodist
(choice acquired from Oakland)
9. Phil LaPorta, t (217) Penn State
- 10a. Frosty Anderson, wr (235) Nebraska
(choice acquired from Houston)
- 10b. Tommy Thibodeaux, g (242) Tulane
11. Kent Merritt, wr (270) Virginia
12. James Buckmon, de (295) Pittsburgh
13. Mike Truax, lb (320) Tulane
14. Kent Marshall, s (348) Texas Christian
15. Larry Cipa, qb (373) Michigan
16. Don Coleman, lb (398) Michigan
17. Marvin Williams, wr (426) Western Illinois

1975 Draft

Held January 28-29, 1975

- 1a. Larry Burton, wr (7) Purdue
- 1b. Kurt Schumacher, g (12) Ohio State
(choice acquired from N.Y. Jets for Billy Newsome)
2. Lee Gross, c (32) Auburn
- 3a. Andrew Jones, rb (60) Washington State
- 3b. Elois Grooms, de (63) Tennessee Tech
(choice acquired from Detroit through Minnesota)
- 4a. traded to San Francisco
- 4b. John Starkebaum, s (92) Nebraska
(choice acquired from Philadelphia)
- 4c. Charles Hall, de (99) Tulane
(choice acquired from St. Louis)
5. traded to Chicago
- 6a. traded to Detroit
- 6b. Mike Lemon, lb (149) Kansas
(choice acquired from Buffalo)
7. Steve Rogers, rb (163) Louisiana State
8. traded to St. Louis
9. Mike Strachan, rb (216) Iowa State
10. Chuck Heater, rb (241) Michigan
11. Danny Lee, p (266) NE Louisiana
12. Ron Gustafson, wr (294) North Dakota State
13. Jim Upchurch, rb (319) Arizona
14. Randy Rhino, cb (343) Georgia Tech
15. Grant Burget, rb (372) Oklahoma
16. Mike McDonald, lb (397) Catawba
17. Greg Westbrook, lb (422) Colorado

1976 Draft

Held April 8-9, 1976

1. Chuck Muncie, rb (3) California
2. Tony Galbreath, rb (32) Missouri

- 3a. traded to San Francisco
- 3b. Bob Simmons, t (77) Texas
(choice acquired from Washington through San Diego)
4. Tinker Owens, wr (95) Oklahoma
5. Scott Parrish, t (127) Utah State
6. Terry Stieve, g (160) Wisconsin
- 7a. traded to Miami
- 7b. Ed Bauer, g (201) Notre Dame
(choice acquired from Baltimore through Chicago & Oakland)
8. Craig Cassidy, s (213) Ohio State
9. Warren Peiffer, dt (240) Iowa
10. Junior Hardin, lb (269) Eastern Kentucky
11. Greg Kokal, qb (294) Kent State
12. Milton Butts, t (323) North Carolina State
13. Kenny Downing, s (350) Missouri
14. Rich Hucke, de (379) Western Montana
15. Steve Seminoff, dt (406) Wichita State
16. Gene Jones, t (435) Bowling Green
17. Scott MacDonald, te (462) West Virginia

1977 Draft

Held May 3-4, 1977

1. Joe Campbell, de (7) Maryland
2. Mike Fultz, dt (34) Nebraska
3. Robert Watts, lb (64) Boston College
4. traded to L.A. Rams for lb Ken Bordelon
- 5a. Dave Lafary, t (118) Purdue
- 5b. Dave Hubbard, t (136) Brigham Young
(choice acquired from Baltimore)
- 6a. Cliff Parsley, p (147) Oklahoma State
- 6b. Tom Schick, g (162) Maryland
(choice acquired from L.A. Rams)
7. Greg Boykin, rb (174) Northwestern
8. Jimmy Stewart, s (201) Tulsa
9. Dave Knowles, t (231) Indiana
10. Rafael Septien, k (258) SW Louisiana
11. John Blain, t (285) San Jose State
12. Oakley Dalton, dt (315) Jackson State

1978 Draft

Held May 2-3, 1978

1. Wes Chandler, rb (3) Florida
2. James Taylor, t (33) Missouri
3. Barry Bennett, dt (60) Concordia (Minn.)
4. Don Schwartz, s (87) Washington State
5. Eric Felton, cb (115) Texas Tech
- 6a. Mike Rieker, qb (141) Lehigh
- 6b. Francis Chesley, lb (157) Wyoming
(choice acquired from Washington through Houston)
7. traded to N.Y. Jets for de Richard Neal
8. Brooks Williams, te (199) North Carolina
9. Richard Carter, cb (226) North Carolina State
10. traded to N.Y. Giants for lb Pat Hughes
- 11a. Nathan Besaint, dt (283) Southern
- 11b. David Riley, rb (285) West Virginia
(choice acquired from Seattle)
12. Larry Hardy, te (309) Jackson State

1979 Draft

Held May 3-4, 1979

1. Russell Enkleben, k-p (11) Texas
2. Reggie Mathis, lb (38) Oklahoma
3. traded to Miami as compensation for signing de Don Reese
4. Jim Kovach, lb (93) Kentucky
5. Harlan Huckleby, rb (120) Michigan
6. Ricky Ray, cb (146) Norfolk State
7. Stan Sysma, lb (176) Minnesota
8. Doug Panfil, g (202) Tulsa
9. traded to Kansas City for dt Keith Simons
10. traded to Oakland for lb Floyd Rice
11. David Hall, wr (285) Missouri-Rolla
12. Kelsey Finch, rb (311) Tennessee



T Stan Brock

1980 Draft

Held April 29-30, 1980

1. Stan Brock, t (12) Colorado
2. David Waymer, cb (41) Notre Dame
3. traded to Minnesota for T Steve Riley
4. Mike Jolly, cb (96) Michigan
5. traded to Minnesota for T Steve Riley
6. Lester Boyd, lb (150) Kentucky
7. Mike Morucci, rb (177) Bloomsburg State
8. Chuck Evans, lb (206) Stanford
9. Frank Mordica, rb (233) Vanderbilt
10. Tanya Webb, de (262) Michigan State
11. George Woodard, rb (289) Texas A&M
12. Kiser Lewis, lb (318) Florida A&M

1981 Draft

Held April 28-29, 1981

1. George Rogers, rb (11) South Carolina
1. Dave Wilson, qb (Supplemental '81 draft choice) Illinois
- 2a. Russell Gary, s (29) Nebraska
- 2b. Rickey Jackson, lb (51) Pittsburgh (choice acquired from San Diego)
- 3a. Frank Warren, de (57) Auburn
- 3b. Hoby Brenner, te (71) Southern California (choice acquired from Minnesota)
4. traded to Miami for qb Guy Benjamin
- 5a. Louis Oubre, g (112) Oklahoma
- 5b. Jerry Boyarsky, nt (128) Pittsburgh (choice acquired from Minnesota)
- 6a. Nat Hudson, g (139) Georgia
- 6b. Johnnie Poe, cb (144) Missouri (choice acquired from Tampa Bay)
- 6c. Glen Redd, lb (166) Brigham Young (choice acquired from Oakland)
7. Kevin Williams, wr (167) Southern California
- 8a. traded to New England for g Sam Adams
- 8b. Gene Gladys, lb (214) Penn State (choice acquired from Buffalo)
- 8c. Kevin Evans, s (215) Arkansas (choice acquired from San Diego)
9. Toussaint Tyler, rb (222) Washington
10. Hokie Gajan, rb (249) Louisiana State
11. Lester Mickens, wr (277) Kansas
12. Jim Wilks, dt (305) San Diego State

1982 Draft

Held April 27-28, 1982

- 1a. choice exercised in 1981 supplemental draft for qb Dave Wilson
- 1b. Lindsay Scott, wr (13) Georgia (choice acquired from Green Bay through San Diego)
2. Brad Edelman, c (30) Missouri
- 3a. Rodney Lewis, cb (58) Nebraska
- 3b. Eugene Goodlow, wr (66) Kansas State (choice acquired from Minnesota)

- 3c. Kenny Duckett, wr (68) Wake Forest (choice acquired from Washington)
- 3d. John Krimm, s (76) Notre Dame (choice acquired from San Diego)
4. Morten Andersen, k (86) Michigan State
5. Tony Elliott, nt (114) North Texas State
6. Marvin Lewis, rb (142) Tulane
7. traded to Miami for qb Guy Benjamin
- 8a. Chuck Slaughter, t (198) South Carolina
- 8b. traded to Washington
9. traded to Washington
10. traded to Washington
11. traded to Washington
12. traded to Washington

1983 Draft

Held April 26-27, 1983

1. traded to Green Bay for de Bruce Clark
2. Steve Korte, g (38) Arkansas
- 3a. John Tice, te (85) Maryland
- 3b. Cliff Austin, rb (66) Clemson (choice acquired from Buffalo through St. Louis)
4. Gary Lewis, dt (98) Oklahoma State
5. traded to Denver
6. traded to Cincinnati for te Don Bass
7. traded to Kansas City for lb Whitney Paul
8. David Greenwood, s (206) Wisconsin
9. traded to New England
10. traded to New England
11. traded to New England
12. traded to New England

1984 Draft

Held May 1-2, 1984

1. traded to N.Y. Jets for qb Richard Todd
2. James Geathers, dt (42) Wichita State
- 3a. Terry Hoage, s (68) Georgia (choice acquired from Buffalo)
- 3b. Tyrone Anthony, rb (69) North Carolina
- 4a. traded to Denver for g Kelvin Clark
- 4b. Joel Hilgenberg, c (97) Iowa (choice acquired from New England)
5. Jitter Fields, cb (123) Texas
6. Don Thorp, nt (156) Illinois
7. traded to L.A. Raiders for past consideration
8. Clemon Terrell, rb (210) Southern Mississippi
9. Brian Hansen, p (237) Sioux Falls College
10. Paul David Gray, lb (264) Western Kentucky
11. Michel Bourgeau, de (291) Boise State
12. Byron Nelson, t (324) Arizona

1984 USFL Supplemental Draft

Held June 5, 1984

A supplemental draft was held for those players who had been eligible to be drafted by NFL teams, but who hadn't been drafted due to contracts with other professional leagues (USFL or CFL). The draft gave NFL teams the league rights to the players if they ever became free agents (through May 1, 1988).

1. Vaughan Johnson, lb (15) North Carolina State (Jacksonville Bulls)
2. Mel Gray, rb (42) Purdue (Los Angeles Express)
3. Steve Bearden, lb (69) Vanderbilt (Memphis Showboats)

1985 Draft

Held April 30-May 1, 1985

- 1a. traded to Houston for rb Earl Campbell
- 1b. Alvin Toles, lb (24) Tennessee (choice acquired from Washington)
2. Daren Gilbert, t (38) Cal State-Fullerton
3. Jack Del Rio, lb (68) Southern California

NFL DRAFT HISTORY

4. Billy Allen, s (95) Florida State
5. traded to Washington
6. traded to Atlanta for te Junior Miller
7. Eric Martin, wr (179) Louisiana State
8. Joe Kohlbrand, lb (206) Miami (Fla.)
9. Earl Johnson, cb (236) South Carolina
10. traded to Washington
11. traded to Washington
12. Treg Songy, s (320) Tulane

1986 Draft

Held April 29-30, 1986

- 1a. traded to Indianapolis
- 1b. Jim Dombrowski, t (6) Virginia
(choice acquired from Indianapolis)
(swapped 1st-round picks with Indianapolis)
2. Dalton Hilliard, rb (31) Louisiana State
3. Rueben Mayes, rb (57) Washington State
(choice acquired from Tampa Bay)
- 3b. Pat Swilling, lb (60) Georgia Tech
(choice acquired from Indianapolis)
- 3c. Barry Word, rb (62) Virginia
4. Kelvin Edwards, wr (88) Liberty Baptist
5. Reggie Sutton, cb (115) Miami (Fla.)
6. Robert Thompson, wr (142) Youngstown State
7. Gill Fenerly, rb (173) Holy Cross
8. Filipo Mokofisi, lb (200) Utah
9. Merlon Jones, lb (226) Florida A&M
10. Jonathan Dumbauld, de (253) Kentucky
11. Patrick Swoopes, nt (284) Mississippi State
12. Sebastian Brown, wr (311) Bethune-Cookman

1987 Draft

Held April 28-29, 1987

1. Shawn Knight, de (11) Brigham Young
2. Lonzell Hill, wr (40) Washington
3. Michael Adams, cb (67) Arkansas State
4. Steve Trapilo, g (96) Boston College
5. Milton Mack, cb (123) Alcorn State
6. Thomas Henley, wr (152) Stanford
7. Gene Atkins, s (179) Florida A&M
8. Toi Cook, cb (207) Stanford
9. Scott Leach, lb (234) Ohio State
10. Robert Clark, wr (263) North Carolina Central
11. Arthur Wells, te (290) Grambling State
12. Tyrone Sorrells, g (319) Georgia Tech

1988 Draft

Held April 24-25, 1988

1. Craig Heyward, fb (24) Pittsburgh
2. Brett Perriman, wr (52) Miami (Fla.)
- 3a. traded to Denver
- 3b. Tony Stephens, nt (81) Clemson
(choice acquired from Denver)
4. Lydell Carr, fb (106) Oklahoma
5. Greg Scales, te (112) Wake Forest
(from Kansas City for lb Jack Del Rio)
- 5b. Keith Taylor, cb (134) Illinois
6. Bob Sims, g (162) Florida
7. Brian Forde, lb (190) Washington State
8. Glenn Derby, t (218) Wisconsin
9. Clarence Nunn, cb (246) San Diego State
- 10a. Todd Santos, qb (274) San Diego State
- 10b. Vincent Fizer, lb (276) Southern
(choice acquired from Denver)
11. Gary Couch, wr (302) Minnesota
12. Paul Jurgensen, lb (330) Georgia Tech

1989 Draft

Held April 23-24, 1989

1. Wayne Martin, de (19) Arkansas
2. Robert Massey, cb (46) North Carolina Central

3. Kim Phillips, cb (79) North Texas State
4. Michael Mayes, cb (106) Louisiana State
5. Kevin Haverdink, t (133) Western Michigan
6. Floyd Turner, wr (159) Northwestern State (La.)
7. David Griggs, lb (186) Virginia
8. Fred Hadley, wr (213) Mississippi State
9. Jerry Leggett, lb (246) Cal State-Fullerton
10. Joe Henderson, rb (273) Iowa State
11. Calvin Nicholson, cb (300) Oregon State
12. Michael Cadore, wr (327) Eastern Kentucky

1990 Draft

Held April 22-23, 1990

1. Renaldo Turnbull, de (14) West Virginia
2. Vince Buck, cb (44) Central State (Ohio)
3. Joel Smeenge, de (71) Western Michigan
4. DeMond Winston, lb (98) Vanderbilt
5. Charles Arbuckle, te (125) UCLA
- 6a. Mike Buck, qb (156) Maine
- 6b. James Williams, lb (158) Mississippi State
(choice acquired from Minnesota through Dallas and L.A. Raiders)
7. Scott Hough, g/t (183) Maine
- 8a. Gerry Gdowski, qb (207) Nebraska
(choice acquired from L.A. Raiders)
- 8b. Derrick Carr, de (210) Bowling Green
- 9a. Broderick Graves, rb (233) Winston-Salem State
(choice acquired from L.A. Raiders)
- 9b. Lonnie Brockman, lb (236) West Virginia
- 10a. Gary Cooper, wr (260) Clemson
(choice acquired from L.A. Raiders)
- 10b. Ernest Spears, s (267) Southern California
- 11a. Webbie Burnett, nt (287) Western Kentucky
(choice acquired from L.A. Raiders)
- 11b. traded to Philadelphia for rb Bobby Morse
12. Chris Port, t (320) Duke

1991 Draft

Held April 21-22, 1991

1. traded to Dallas for qb Steve Walsh
2. Wesley Carroll, wr (42) Miami (Fla.)
3. traded to Dallas for qb Steve Walsh
4. traded to L.A. Raiders for #6, 8, 9, 10, 11 in 1990
5. Reggie Jones, cb (126) Memphis State
6. Fred McAfee, rb (154) Mississippi College
7. Hayward Haynes, g (182) Florida State
8. Frank Wainright, te (210) Northern Colorado
9. Anthony Wallace, rb (237) California
10. traded to Tampa Bay for dt Robert Goff
11. Scott Ross, lb (293) Southern California
12. Mark Drabczak, g (321) Minnesota

1992 Draft

Held April 26-27, 1992

1. Vaughn Dunbar, rb (21) Indiana
2. traded to Dallas for qb Steve Walsh
- 3a. Tyrone Legette, cb (72) Nebraska
(choice acquired from L.A. Raiders through Tampa Bay)
- 3b. traded to Tampa Bay
- 4a. Gene McGuire, s (95) Notre Dame
(choice acquired from Seattle for rb Rueben Mayes)
- 4b. Sean Lumpkin, s (106) Minnesota
- 5a. traded to Houston for rb Allen Pinkett
- 5b. Torrance Small, wr (138) Alcorn State
(choice acquired from Detroit for wr Brett Perriman)
6. Kary Vincent, cb (164) Texas A&M
7. traded to L.A. Raiders for s Vencie Glenn
8. Robert Stewart, nt (218) Alabama
9. Donald Jones, lb (245) Washington
10. Marcus Dowdell, wr (276) Tennessee State
11. Mike Gisler, g (303) Houston
12. Scott Adell, t (330) North Carolina State



T William Roaf

1993 Draft

Held April 25-26, 1993

- 1a. William Roaf, t (8) Louisiana Tech (choice acquired from Detroit for lb Pat Swilling)
- 1b. Irv Smith, te (20) Notre Dame (choice acquired from Phoenix through San Francisco in exchange of 1st round picks)
2. Reggie Freeman, lb (53) Florida State
3. traded to San Francisco as part of exchange of 1st round picks
- 4a. Lorenzo Neal, fb (89) Fresno State (choice acquired from Detroit for lb Pat Swilling)
- 4b. Derek Brown, rb (109) Nebraska
5. Tyrone Hughes, cb (137) Nebraska
6. Ronnie Dixon, nt (165) Cincinnati
7. Othello Henderson, s (193) UCLA
8. Jon Kirksey, nt (221) Cal State- Sacramento

1994 Draft

Held April 24-25, 1994

- 1a. traded to N.Y. Jets (12) (swapped 1st-round picks with N.Y. Jets)
- 1b. Joe Johnson, de (13) Louisville (choice acquired from N.Y. Jets)
2. Mario Bates, rb (44) Arizona State
3. Winfred Tubbs, lb (79) Texas
4. Doug Nussmeier, qb (116) Idaho
- 5a. Herman Carroll, de (142) Mississippi State
- 5b. Craig Novitsky, g (143) UCLA (choice acquired from N.Y. Jets in above trade)
6. Derrell Mitchell, wr (176) Texas Tech
7. Lance Lundberg, t (213) Nebraska

1995 Draft

Held April 22-23, 1995

1. Mark Fields, lb (13) Washington St.
2. Ray Zellars, fb (44) Notre Dame
3. Mike Versteegen, t (75) Wisconsin
4. Darnell Jeffries, de (108) Alabama
5. William Strong, cb (148) North Carolina St.
6. Lee DeRamus, wr (184) Wisconsin
- 7a. traded to Rams for qb Jim Everett
- 7b. Travis Davis, s (242) Notre Dame (Compensatory)

1996 Draft

Held April 20-21, 1996

1. Alex Molden, cb (11) Oregon
2. Je'Rod Cherry, cb (40) California
3. Brady Smith, de (70) Colorado St.
4. Ricky Whittle, rb (103) Oregon
- 5a. Mercury Hayes, wr (136) Michigan (from Baltimore for cb Reginald Jones)
- 5b. Tom Ackerman, g (145) Eastern Washington
- 5c. Terry Guess, wr (165) Gardner-Webb (Compensatory)

- 6a. Keno Hills, t (179) Southwestern Louisiana
- 6b. Toderick Malone, wr (204) Alabama (Compensatory)
- 7a. traded to Oakland for dt Willie Broughton
- 7b. Henry Lusk, te (246) Utah (Compensatory)

1997 Draft

Held April 19-20, 1997

- 1a. traded to Oakland for #10, #39, #107, wr Daryl Hobbs (2)
- 1b. Chris Naeole, g (10) Colorado (choice acquired from Oakland for #2, #166)
- 2a. Rob Kelly, s (33) Ohio St.
- 2b. Jared Tomich, de (39) Nebraska (choice acquired from Oakland for #2, #166)
3. Troy Davis, rb (62) Iowa St.
- 4a. Danny Wuerffel, qb (99) Florida
- 4b. traded to Houston for #116, #165 (from Oakland for #2, #166)
- 4c. Keith Poole, wr (116) Arizona St. (choice acquired from Kansas City through Houston)
5. traded to Washington for qb Heath Shuler (132)
- 6a. Nicky Savoie, te (165) Louisiana State (from Atlanta through Houston)
- 6b. Traded to Oakland for #10, #39, #107, wr Daryl Hobbs (166)
7. Traded to Oakland for dt Austin Robbins (203)

1998 Draft

Held April 18-19, 1998

1. Kyle Turley, t (7) San Diego St.
2. Cameron Cleeland, te (40) Washington
3. traded to Washington for qb Heath Shuler (69)
- 4a. Fred Weary, cb (97) Florida (choice acquired from Oakland for cb Eric Allen)
- 4b. Julian Pittman, de (99) Florida St.
5. Wilmont Perry, rb (132) Livingstone
6. Chris Bordano, lb (161) SMU
- 7a. traded to Carolina for s Chad Cota (196)
- 7b. Andy McCullough, wr (204) Tennessee (choice acquired from Seattle for wr Daryl Hobbs)
- 7c. Ron Warner, lb (239) Kansas (Compensatory)

1999 Draft

Held April 17-18, 1999

- 1a. Ricky Williams, rb (5) Texas (choice acquired from Washington for 1st (12), 3rd (71), 4th (107), 5th (144), 6th (179) & 7th (218) round draft choices and 1st & 3rd in 2000 NFL Draft)
- 1b. traded to Washington (12)
2. traded to St. Louis Rams for wr Eddie Kennison (41)
3. traded to Washington (71)
4. traded to Washington (107)
5. traded to Washington (144)
6. traded to Washington (179)
7. traded to Washington (218)

2000 Draft

Held April 15-16, 2000

1. Traded to Washington for #5 in 1999 (2)
2. Darren Howard, de (33) Kansas State
3. Traded to Washington for #5 in 1999 (64)
4. Terrelle Smith, fb (96) Arizona State
- 5a. Tutan Reyes, t (131) Mississippi
- 5b. From Chicago for wr Eddie Kennison to Indianapolis for #158 & #195
- 5c. Austin Wheatley, te (158) Iowa (choice acquired from Indianapolis with #195 for #138)
- 5d. Chad Morton, rb (166) Southern California (Compensatory)
- 6a. Marc Bulger, qb (168) West Virginia
- 6b. Michael Hawthorne, cb (195) Purdue

NFL DRAFT HISTORY

- (choice acquired from Indianapolis with #158 for #138)
- 6c. Sherrod Gideon, wr (200) Southern Mississippi (Compensatory)
- 7a. traded to Kansas City in exchange for defensive coordinator Ron Zook (208)
- 7b. Kevin Houser, fb (228) Ohio State (choice acquired from Kansas City along with defensive coordinator Ron Zook for #208)

2001 Draft

Held April 21-22, 2001

1. Deuce McAllister, rb (23) Mississippi
2. traded to Dallas for #70 & #81
3. traded to Green Bay for qb Aaron Brooks and te Lamont Hall
- 3a. Sedrick Hodge, lb (70) North Carolina (choice acquired from Dallas)
- 3b. Kenny Smith, dt (81) Alabama (choice acquired from Indianapolis through Dallas)
4. Moran Norris, fb (115) Kansas
5. Onome Ojo, wr (153) Cal-Davis
6. Mitch White, t (185) Oregon State
7. Ennis Davis, dt (221) Southern California

2002 Draft

Held April 20-21, 2002

- 1a. Donté Stallworth, wr (13) Tennessee
- 1b. Charles Grant, de (25) Georgia (choice acquired from Miami with #125 for rb Ricky Williams & #114)
2. LeCharles Bentley, c (44) Ohio State
3. James Allen, lb (82) Oregon State
4. Keyuo Craver, cb (125) Nebraska (choice acquired from Miami)
5. Mel Mitchell, s (150) Western Kentucky
- 6a. J.T. O'Sullivan, qb (186) Cal-Davis
- 6b. John Gilmore, te (196) Penn State (choice acquired from N.Y. Jets for rb Chad Morton)
7. Derrius Monroe, de (224) Virginia Tech

2003 Draft

Held April 26-27, 2003

1. Johnathan Sullivan, dt (6) Georgia (choice acquired from Arizona for the Saints' two 1st round picks (#17 and #18). As part of the trade, the two clubs swapped 2nd round picks and the Saints received Arizona's 4th round selection.)
2. Jon Stinchcomb, t (37) Georgia (choice acquired from Arizona in exchange of 2nd round picks; Arizona received #54)
- 3a. (#78, from Kansas City for t William Roaf) (choice traded to New England for s Tebucky Jones, along with a 7th round choice (239) and a 4th round pick in 2004.
- 3b. Cie Grant, lb (86) Ohio State
- 4a. Montrae Holland, g (102) (choice acquired from Arizona as part of trade of 1st round picks)
- 4b. Choice traded to Cincinnati for rb Curtis Keaton (118)
5. Melvin Williams, de (155) Kansas State (#190), choice traded to Minnesota for qb Todd Bouman
- 6a. Kareem Kelly, wr (203) Southern California (choice acquired from Seattle Seahawks, through Green Bay, for dt Norman Hand)
- 7a. Talman Gardner, wr (231) Florida State
- 7b. (#239, from Indianapolis for rb Ricky Williams), choice traded to New England for s Tebucky Jones.

2004 Draft

Held April 24-25, 2004

1. Will Smith, de (18) Ohio State
- 2a. (#48), choice traded to Minnesota in exchange for the Vikings' 2nd round pick (#50) and fifth-round pick (#151)

- 2b. Devery Henderson (50) Louisiana State (choice acquired from Minnesota as part of swap of 2nd round picks)
- 2c. Courtney Watson (60) Notre Dame (choice acquired from St. Louis for t Kyle Turley)
3. (#81), choice traded to Washington. The two clubs swapped 2004 5th round picks (the Saints' #151 for Washington's #139) and New Orleans received Washington's 2nd round pick in 2005.
4. (#113), choice traded to New England for s Tebucky Jones
- 5a. Rodney Leisle, dt (139) UCLA (choice acquired from Washington. The two clubs swapped 2004 5th round picks (the Saints' #151 for Washington's #139) and New Orleans received Washington's 2nd round pick in 2005.)
- 5b. (#150), choice traded to Jacksonville for cb Jason Craft
- 5c. (#151) choice traded to Washington. The two clubs swapped 2004 5th round picks (the Saints' #151 for Washington's #139) and New Orleans received Washington's 2nd round pick in 2005.
- 5d. Mike Karney (156) Arizona State (choice acquired from Dallas. The Saints sent their sixth- (#182) and 7th round (#206) choices to the Cowboys for the 5th round pick.)
6. (#182), choice traded to Dallas for 5th round pick (#156)
- 7a. (#206), choice traded to Dallas Cowboys for 5th round pick (#156). Pick originally acquired from Washington in 2003 trade of dt Martin Chase.
- 7b. (#206), choice traded to Miami in 2003 trade for lb Derrick Rodgers.
- 7c. Colby Bockwoldt (240) Brigham Young



DE Will Smith

2005 Draft

Held April 23-24, 2005

1. Jammal Brown, t (13) Oklahoma (choice acquired from Houston. The Saints sent their 1st-round pick (18th overall) to Houston in exchange for the Texans' 1st-round choice (13th overall) and a 3rd-round pick in 2006.
- 2a. Josh Bullocks, s (40) Nebraska (choice acquired from Washington in 2004 draft day trade. New Orleans sent its 3rd-round pick in 2004 to Washington for this 2nd-round choice. The two clubs also swapped 2004 5th-round choices in the trade.)
- 2b. (#51) (choice traded to Green Bay along with qb J.T. O'Sullivan in 10/4/04 trade for cb Mike McKenzie)
3. Alfred Fincher, lb (82) Connecticut
4. Chase Lyman, wr (118) California
5. Adrian McPherson, qb (152) Florida State
6. Jason Jefferson, dt (193) Wisconsin
7. Jimmy Verdon, de (232) Arizona State

2006 Draft

Held April 29-30, 2006

1. Reggie Bush, rb (2) Southern California
- 2a. (#34), choice traded to Cleveland for c Jeff Faine and the Browns' 2nd-round pick (#43)
- 2b. Roman Harper, s (43) Alabama

3. (#66) (choice traded to Houston in 4/23/05 trade with Texans to move up from 18th to 13th overall and select t Jammal Brown)
- 4a. (#99) (choice traded to Philadelphia for Eagles' 4th-round pick (#108) and dt Hollis Thomas)
- 4b. Jahri Evans, g (108) Bloomsburg
5. Rob Ninkovich, de (135) Purdue
- 6a. Mike Hass, wr (171) Oregon State
- 6b. Josh Lay, cb (174) Pittsburgh (choice acquired from Green Bay in 2005 trade for cb Mike McKenzie)
- 7a. Zach Strief, t (210) Northwestern
- 7b. Marques Colston, wr (252) Hofstra (Compensatory Selection)

2007 Draft

Held April 28-29, 2007

1. Robert Meachem, wr (27) Tennessee
- 2a. (#58) Choice traded to Detroit for 3rd-round pick (#66) and 5th-round pick (145th)
- 3a. Usama Young, cb (66) Kent State
- 3b. Andy Alleman, g (88) Akron
- 4a. Antonio Pittman, rb (107), from Houston Ohio State
4. (#123) Traded to Houston with 5th round pick (#163) for 4th-round pick (#107)
- 4b. Jermon Bushrod, t (125) Towson
4. (#126) To Indianapolis as compensation for signing Restricted Free Agent cb Jason David
5. David Jones, cb (145) Wingate
5. (#163) Traded to Houston with 4th-round pick (#123) for 4th-round pick (#107)
5. (#199) Traded to the Miami Dolphins for k Olindo Mare
7. Marvin Mitchell, lb (220) Tennessee

2008 Draft

Held April 26-27, 2008

1. Sedrick Ellis, dt (7) Southern California (choice from New England)
2. Tracy Porter, cb (40) Indiana
3. (#78) Traded to New England along with 1st-round pick (#10) for 1st-round pick (#7) and 5th-round pick (#164)
4. (#113) Traded to N.Y. Jets for lb Jonathan Vilma
- 5a. DeMario Pressley, dt (144) North Carolina State (choice from Detroit)
5. (#146) Traded to Detroit along with 7th-round pick (#218) for 5th-round pick (#144)
- 5b. Carl Nicks, t/g (164) Nebraska (choice from New England)
6. Taylor Mehlhaff, k (178) Wisconsin
7. Adrian Arrington, wr (237) Michigan (choice acquired from Green Bay in exchange for 6th-round pick in 2009 draft)

2009 Draft

Held April 25-26, 2009

1. Malcolm Jenkins, cb (14) Ohio State
2. (#45) Traded to N.Y. Giants along with 5th-round pick (#152) in exchange for te Jeremy Shockey
3. (#76) Traded to N.Y. Jets along with 2008 4th-round pick in exchange for lb Jonathan Vilma and 2009 4th-round pick (#118)
- 4a. Chip Vaughn, s (116) Wake Forest
- 4b. Stanley Arnoult, lb (118) Wake Forest (choice from N.Y. Jets)
5. (#151) Traded to N.Y. Giants
5. Thomas Morstead, p (164) Southern Methodist (choice from Philadelphia)
6. (#184) Traded to Green Bay in exchange for 2008 7th-round pick
7. (#222) Traded to Philadelphia along with 5th-round pick in 2010 draft in exchange for 5th-round pick (#164)

2010 Draft

Held April 22-24, 2010

1. Patrick Robinson, cb (32) Florida State
2. Charles Brown, t (64) Southern California
3. Jimmy Graham, te (95) Miami (Fla.)
4. Al Woods, dt (123) Louisiana State (choice from Arizona)
5. Matt Tennant, c (158) Boston College (choice from Jacksonville (acquired in exchange for 2011 4th-round pick))
5. (#163) Traded to Philadelphia
6. (#201) Traded to Arizona with #130 in exchange for #123
7. Sean Canfield, qb (239) Oregon State

2011 Draft

Held April 28-30, 2011

- 1a. Cameron Jordan, de (24) California
- 1b. Mark Ingram, rb (28) Alabama (choice from New England)
2. (#56) Traded to New England
- 3a. Martez Wilson, lb (72) Illinois (choice from Washington)
- 3b. Johnny Patrick, cb (88) Louisville
4. (#121) Traded to Jacksonville for 2010 5th-round pick (#158)
5. (#155) Traded to Washington with t Jammal Brown for 3rd-round pick (#72)
6. (#189) Traded to New England in exchange for te David Thomas
- 7a. Greg Romeus, de (226) Pittsburgh
- 7b. Nate Bussey, lb (243) Illinois

2012 Draft

Held April 26-28, 2012

1. (#27) Traded to New England
3. Akiem Hicks, dt (89) Regina
4. Nick Toon, wr (122) Wisconsin
5. Corey White, cb (162) Samford
6. Andrew Tiller, g (179) Syracuse (choice from Miami)
7. Marcel Jones, t (234) Nebraska

2013 Draft

Held April 25-27, 2013

1. Kenny Vaccaro, s (14) Texas
- 3a. Terron Armstead, t (75) Arkansas-Pine Bluff
- 3b. John Jenkins, dt (82) Georgia (choice acquired from Miami in exchange for #106 from N.Y. Jets for rb Chris Ivory and #109)
4. (#109) Traded to Miami
5. Kenny Stills, wr (144) Oklahoma
6. Rufus Johnson, lb (183) Tarleton State
7. (#220) Traded to Seattle in exchange for lb Barrett Ruud

2014 Draft

Held May 8-10, 2014

1. Brandin Cooks, wr (20) Oregon State (choice acquired from Arizona in exchange for #27 and #91)
2. Stanley Jean-Baptiste, cb (58) Nebraska
3. (#91) Traded to Arizona
4. Khairi Fortt, lb (126) California
- 5a. Vinnie Sunseri, s (167) Alabama
- 5b. Ronald Powell, olb (169) Florida (choice acquired from Philadelphia in exchange for rb Darren Sproles)
6. Tavon Rooks, t (202) Kansas State
7. (#243) Traded to San Francisco in exchange for olb Parys Haralson

NFL DRAFT HISTORY

2015 Draft

Held April 30-May 2, 2015

- 1a. Andrus Peat, t (13)Stanford
- 1b. Stephone Anthony, lb (31)Clemson
(choice acquired from Seattle with c Max Unger in exchange for te Jimmy Graham and #130)
2. Hau'oli Kikaha, lb (44)Washington
- 3a. Garrett Grayson, qb (75)Colorado State
- 3b. P.J. Williams, cb (78)Florida State
(choice acquired from Miami with lb Dannel Ellerbe in exchange for wr Kenny Stills)
4. Davis Tull, lb (148)Chattanooga
- 5a. Tyeler Davison, dl (154)Fresno State
(choice acquired from Kansas City in exchange for g Ben Grubbs)
- 5c. Damian Swann, cb (167)Georgia
(choice acquired from Washington in exchange for #187 and New Orleans' 2016 6th-round draft pick)
6. (#187) Traded to Washington
7. Marcus Murphy, rb/rs (230)Missouri

2016 Draft

Held April 28-30, 2016

1. Sheldon Rankins, dt (12)Louisville
- 2a. Michael Thomas, wr (47)Ohio State
- 2b. Vonn Bell, s (61)Ohio State
(choice acquired from New England in exchange for #78 and #112)
3. (#78) Traded to New England
- 4a. (#112) Traded to New England
- 4b. David Onyemata, dt (120)Manitoba
(choice acquired from Washington in exchange for #152 and a 5th-round pick in 2017)
5. (#152) Traded to Washington
6. (#187) Traded to Washington
7. Daniel Lasco, rb (237)California

2017 Draft

Held April 27-29, 2017

- 1a. Marshon Lattimore, cb (11)Ohio State
- 1b. Ryan Ramczyk, t (32)Wisconsin
(choice acquired from New England along with #103 in exchange for wr Brandin Cooks and #118)
2. Marcus Williams, s (42)Utah
- 3a. Alvin Kamara, rb (67)Tennessee
(choice acquired from San Francisco in exchange for #229 and a 2018 second round pick)
- 3b. Alex Anzalone, lb (76)Florida
- 3c. Trey Hendrickson, de (103)Florida Atlantic
(choice acquired from New England along with #32 in exchange for wr Brandin Cooks and #118)
4. (#118) Traded to New England
5. (#154) Traded to Washington along with #152 last year for the right to select dt David Onyemata
6. Al-Quadin Muhammad, de (196)Miami (Fla.)
7. (#229) Traded to San Francisco

2018 Draft

Held April 26-28, 2018

1. Marcus Davenport, de (14)Texas-San Antonio
(choice acquired from Green Bay for #27 and #147 in 2018 and 2019 first round pick)
2. (#59) Traded to San Francisco
3. Tre'Quan Smith, wr (91)Central Florida
4. Rick Leonard, t (127)Florida State
- 5a. (#147) Traded to Green Bay
- 5b. Natrell Jamerson, db (164)Wisconsin
- 6a. Kamrin Moore, db (189)Boston College
(choice acquired from Arizona in 2017 in exchange for rb Adrian Peterson)

- 6b. Boston Scott, rb (201)Louisiana Tech
7. Will Clapp, c/g (245)Louisiana State

2019 Draft

Held April 25-27, 2019

1. (#30) Traded to Green Bay
2. Erik McCoy, c (48)Texas A&M
(choice acquired from Miami along with #116 in 2019 for #63, #202 and 2020 second round pick)
3. (#93) Traded to New York Jets
- 4a. C.J. Gardner-Johnson, s (105)Florida
(choice acquired from New York Jets in exchange for #116 acquired from Miami and #168)
- 4b. (#132) Traded to New York Jets
5. (#168) Traded to New York Jets
- 6a. Saquan Hampton, s (177)Rutgers
(choice acquired from New York Jets along with qb Teddy Bridgewater in exchange for #93)
- 6b. (#202) Traded to Miami
- 7a. TE Alize' Mack, te (231)Notre Dame
(choice acquired from Cleveland in exchange for dt Devaroe Lawrence)
- 7b. LB Kaden Elliss, lb (244)Idaho

2020 Draft

Held April 23-25, 2020

1. Cesar Ruiz, c (24)Michigan
2. (#56) Traded to Miami
- 3a. Zack Baun, lb (74)Wisconsin
(choice acquired from Cleveland)
- 3b. (#88) Traded to Cleveland
- 3c. Adam Trautman, te (105)Dayton
(choice acquired from Minnesota)
4. (#130) Traded to Minnesota
5. (#169) Traded to Minnesota
6. (#203) Traded to Minnesota
- 7a. (#238) Traded to Minnesota
- 7b. Tommy Stevens, qb (240)Mississippi State
(choice acquired from Houston)

Draft Summary

In **54** college drafts, the Saints have selected **566** players.

(Player totals include QB Dave Wilson, selected in the 1981 Supplemental Draft; does not include players taken in 1984 USFL Supplemental Draft).

BY POSITION: 73 **RB**; 71 **LB**; 69 **WR**; 60 **CB**; 50 **DE**; 44 **G**; 44 **S**; 42 **T**; 33 **DT**; 30 **TE**; 20 **QB**; 13 **C**; 6 **P**; 5 **FB** and 4 **K**.**MOST BY COLLEGE:** **17** - Nebraska, Southern California; **15** - Ohio State; **12** - Notre Dame; **11** - Florida State, Michigan, Tennessee, Wisconsin; **10** - Florida, Georgia, Louisiana State, Oklahoma; **9** - Missouri; **8** - Alabama, Tulane; **7** - California, Mississippi, Oregon State, Pittsburgh, Washington State; **6** - Colorado, Kansas, Miami (Fla.), Mississippi State, San Diego State, Texas, West Virginia; **5** - Arizona State, Brigham Young, Houston, Kansas State, Minnesota, North Carolina State, Purdue, Southern, Stanford, Tulsa, Virginia, Wake Forest, Washington; **4** - Alcorn State, Arizona, Arkansas, Arkansas State, Boston College, Clemson, Georgia Tech, Grambling State, Illinois, Iowa State, Kentucky, Louisville, North Carolina, Northwestern, Oklahoma State, Penn State, South Carolina, Southern Methodist, UCLA, Utah.

SAINTS IN PRIME TIME

Saints on Monday Night Overall: 22-21 Home: 17-15 Away: 5-6

Date	Opponent	Score	Date	Opponent	Score
9-25-72	vs. Kansas City	17-20 (L)	12-10-07	at Atlanta	34-14 (W)
9-24-73	at Dallas	3-40 (L)	10-6-08	vs. Minnesota	27-30 (L)
11-25-74	vs. Pittsburgh	7-28 (L)	11-24-08	vs. Green Bay	51-29 (W)
12-3-79	vs. Oakland	35-42 (L)	11-2-09	vs. Atlanta	35-27 (W)
11-24-80	vs. L.A. Rams	7-27 (L)	11-30-09	vs. New England	38-17 (W)
11-21-83	vs. N.Y. Jets	28-31 (L)	9-20-10	at San Francisco	25-22 (W)
11-19-84	vs. Pittsburgh	27-24 (W)	12-27-10	at Atlanta	17-14 (W)
10-3-88	vs. Dallas	20-17 (W)	11-28-11	vs. N.Y. Giants	49-24 (W)
11-6-89	at San Francisco	13-31 (L)	12-26-11	vs. Atlanta	45-16 (W)
12-18-89	vs. Philadelphia	30-20 (W)	11-5-12	vs. Philadelphia	28-13 (W)
9-10-90	vs. San Francisco	12-13 (L)	9-30-13	vs. Miami	38-17 (W)
12-31-90	vs. L.A. Rams	20-17 (W)	12-2-13	at Seattle	7-34 (L)
12-16-91	vs. L.A. Raiders	27-0 (W)	11-24-14	vs. Baltimore	27-34 (L)
11-23-92	vs. Washington	20-3 (W)	12-15-14	at Chicago	31-15 (W)
11-22-93	at San Francisco	7-42 (L)	12-21-15	vs. Detroit	27-35 (L)
12-20-93	vs. N.Y. Giants	14-24 (L)	9-26-16	vs. Atlanta	32-45 (L)
11-28-94	vs. San Francisco	14-35 (L)	9-11-17	at Minnesota	19-29 (L)
12-19-94	vs. Dallas	16-24 (L)	10-8-18	vs. Washington	43-19 (W)
12-17-01	vs. St. Louis	21-34 (L)	12-9-18	at Carolina	12-9 (W)
9-19-05	vs. N.Y. Giants*	10-27 (L)	9-9-19	vs. Houston	30-28 (W)
12-12-05	at Atlanta	17-36 (L)	12-6-19	vs. Indianapolis	34-7 (W)
9-25-06	vs. Atlanta	23-3 (W)	* Played in Giants Stadium, game originally scheduled for Sept. 18		
9-24-07	vs. Tennessee	14-31 (L)			

Saints on Sunday Night Overall: 20-14 Home: 15-9 Away: 6-5

Date	Opponent	Score	Date	Opponent	Score
10-21-84	at Dallas	27-30 OT (L)	12-14-03	vs. N.Y. Giants	45-7 (W)
11-27-88	vs. N.Y. Giants	12-13 (L)	10-17-04	vs. Minnesota	31-38 (L)
11-26-89	vs. L.A. Rams	17-20 OT (L)	11-27-05	at N.Y. Jets	21-19 (W)
9-15-91	vs. L.A. Rams	24-7 (W)	10-10-06	at Dallas	42-17 (W)
11-24-91	vs. Atlanta	20-23 OT (L)	10-14-07	at Seattle	28-17 (W)
9-27-92	vs. San Francisco	10-16 (L)	10-31-10	vs. Pittsburgh	20-10 (W)
10-11-92	vs. L.A. Rams	13-10 (W)	10-23-11	vs. Indianapolis	62-7 (W)
9-5-93	vs. Houston	33-21 (W)	12-4-11	vs. Detroit	31-17 (W)
12-11-94	at Atlanta	20-29 (L)	10-7-12	vs. San Diego	31-24 (W)
11-26-95	vs. Carolina	34-26 (W)	10-28-12	at Denver	14-34 (L)
11-3-96	vs. San Francisco	17-24 (L)	11-10-13	vs. Dallas	49-17 (W)
10-5-97	at Chicago	20-17 (W)	12-8-13	vs. Carolina	31-13 (W)
11-22-98	at San Francisco	20-31 (L)	9-28-14	at Dallas	17-38 (L)
11-21-99	at Jacksonville	23-41 (L)	10-26-14	vs. Green Bay	44-23 (W)
11-4-01	vs. N.Y. Jets	9-16 (L)	10-4-15	vs. Dallas	26-20 OT (W)
12-30-01	vs. Washington	10-40 (L)	10-28-18	at Minnesota	30-20 (W)
12-1-02	vs. Tampa Bay	23-20 (W)	9-29-19	vs. Dallas	12-10 (W)
9-28-03	vs. Indianapolis	21-55 (L)			

Saints on Thursday Night Overall: 7-7 Home: 4-0 Away: 3-7

Date	Opponent	Score	Date	Opponent	Score
12-3-92	vs. Atlanta	22-14 (W)	10-30-14	at Carolina	28-10 (W)
9-14-07	at Indianapolis	10-41 (L)	10-15-15	vs. Atlanta	31-21 (W)
11-11-08	at Chicago	24-27 OT (L)	11-17-16	at Carolina	20-23 (L)
9-9-10	vs. Minnesota	14-9 (W)	12-7-17	at Atlanta	17-20 (L)
9-8-11	at Green Bay	34-42 (L)	11-22-18	vs. Atlanta	31-17 (W)
11-29-12	at Atlanta	13-23 (L)	11-29-18	at Dallas	10-13 (L)
11-21-13	at Atlanta	17-13 (W)	11-28-19	at Atlanta	26-18 (W)

Saints on Saturday Night Overall: 0-1 Home: 0-1

Date	Opponent	Score
12-9-09	vs. Dallas	17-24 (L)

WELCOME TO THE MERCEDES-BENZ SUPERDOME

The Mercedes-Benz Superdome, home of the Saints, is one of the nation's premier sports and entertainment venues. Originally constructed in 1975, the 46-year old building has continued to serve as one of the nation's top facilities, with a 2011 renovation and currently in the midst of a multi-phase and multi-year upgrades project. It has most recently hosted Super Bowl XLVII, the 2012 NCAA Men's Final Four, the 2012 BCS College Football National Championship game and the 2019 College Football Playoff National Championship game.

Since the Mercedes-Benz Superdome opened in 1975 (originally the Louisiana Superdome until 2011), it's served as the home of the Saints, sold out on a season ticket basis since the club returned to the facility in 2006 following a one-year hiatus due to Hurricane Katrina. The stadium's also the site of two college bowl games and also hosts world class concerts and other events that keep it busy year round.

To cap off the stadium's rebirth, the facility was renamed the "Mercedes-Benz Superdome" in 2011 after reaching a 10-year comprehensive naming rights and sponsorship agreement with Mercedes-Benz USA.

Since the start of the facility's renovation in 2006, counting preseason and playoff games, the Saints have played to 145 consecutive sellouts. They set a team record for attendance inside the stadium in 2017 with 585,113 fans during the regular season, an average of 73,139 per game. The Saints' largest crowd in the Mercedes-Benz Superdome occurred on November 24, 2014, when 73,373 fans packed the stadium for a Monday Night Football matchup against the Baltimore Ravens.

In addition to the Saints, Super Bowls and other championship sporting events have been a prominent part of the history of the Mercedes-Benz Superdome. No other facility can match the seven Super Bowls played inside the stadium following Super Bowl XLVII, played on February 3, 2013. The facility has been awarded its eighth Super Bowl by NFL Owners. The stadium has played host to the annual Super Bowl college football game, five NCAA men's basketball Final Fours, three BCS College Football Championship games, the 2019 College Football Playoff National Championship game and two NCAA College Football Playoff semifinal contests.

Ground was broken on the Superdome on August 11, 1971. The facilities opened its doors on August 3, 1975 and the first football game was played on August 9 when the Saints hosted the Houston Oilers in a preseason contest. After being inoperative for a year due to damage sustained during Hurricane Katrina, the stadium reopened to a nationally televised audience on September 25, 2006 when the Saints defeated the Atlanta Falcons 23-3.



Almost immediately after the Saints defeated the Minnesota Vikings 31-28 in overtime in the NFC Championship on January 24, 2010 to advance to the Super Bowl for the first time, the stadium underwent its most comprehensive enhancement and renovations over an 18-month period. Among the upgrades were the addition of 15 luxury suites to increase the building's number to 152, widened concourses and a

revamped plaza level moving patrons closer to the action, adding 3,400 lower bowl seats, renovation of four club lounges and the construction of two field level bunker club lounges, Wi-Fi throughout the stadium's campus and a brand-new team store. Outside of the Mercedes-Benz Superdome, a new exterior skin with bronze panels was created, flanked by the addition of "Mercedes-Benz Superdome" signage on the roof. A new exterior lighting system has the ability of utilizing every color of the rainbow to showcase various designs and messages in the evening, which can be seen from miles away. In 2016, the facility debuted two new state-of-the-art LED video boards.

As part of a long-term lease agreement between the Saints and the State of Louisiana which resulted in these stadium upgrades, Saints ownership and the State of Louisiana have also co-developed a state-of-the-art 121,000 square foot entertainment zone called Champions Square presented by Verizon, which first opened in 2010. The fan entertainment area operates before and after Saints games and features a large music stage, a 32 x 18 foot LED video board, a state-of-the-art sound system, special lighting and multiple food vendors to create a tailgate environment for fans. It can accommodate more than 9,000 people. In addition to the food available from a group of restaurants that celebrate New Orleans' rich culinary heritage, there is also an ultra-modern lounge, club XLIV, which provides a luxurious experience for fans and is available year round for private rental.

**BUD
LIGHT**

OFFICIAL BEER SPONSOR



**Bring a
Bud Light
there.**



ENJOY RESPONSIBLY
© 2021 Anheuser-Busch Bud Light® Beer, St. Louis, MO

Built for your life|style.

Introducing the new Mercedes-Benz GLA SUV. With cutting-edge MBUX technology, groundbreaking safety assist features and gorgeous styling—the GLA is prepared for everything and down for anything.

THE NEW 2021 GLA



OFFICIAL VEHICLE OF
THE NEW ORLEANS SAINTS



2021 GLA 250 shown in Denim Blue metallic paint. Optional equipment shown. Vehicle available Summer 2020. ©2020 Mercedes-Benz USA, LLC

For more information, call 1-800-FOR-MERCEDES, or visit MBUSA.com.