



WASHINGTON

20

— 2020 MEDIA GUIDE —

2020 MEDIA GUIDE

TABLE OF CONTENTS

WFT

MEDIA GUIDE CREDITS

The 2020 Washington Football Team Media Guide is written and published by the Washington Public Relations department and is provided to assist the media in their coverage of the team. Information contained herein was compiled by current and previous Washington PR staffs.

Parts of this guide and updated weekly guides will be available online at <https://washington.1rmg.com/> throughout the year.

Editors: Sean DeBarbieri, Jessie Johnson and Charlie Mule.

Project Manager: Sean DeBarbieri

Graphic Designer: Cody James and Victoria Stark

Team Photographer: Garrett Campbell/Elijah Griffin

The 2020 Washington Football Team Media Guide may be used for personal or editorial use only. Any commercial use of this information is prohibited without prior consent of the Washington Redskins.

Copyright © 2020 Pro Football, Inc. All rights reserved.

Directory	Staff Directory.....	2
Executives	Daniel M. Snyder.....	5
	Jason Wright.....	6
Football Staff	Head Coach Ron Rivera.....	9
	Coordinators and Assistant Coaches.....	12
	Front Office.....	29
	Athletic Training.....	34
	Equipment.....	36
	Video.....	37
	Player Development.....	38
Players	Veterans.....	41
	2020 Draft Picks.....	136
	College Free Agents.....	144
	Opt Out Players.....	148
2019 Review	2019 Game Recaps.....	150
History	All-Time Assistant Coaches.....	151
	All-Time Numbers.....	153
	All-Time Roster.....	163
	All-Time Win/Loss Records.....	171
	Coaching Records.....	172
	Draft History.....	173
	Hall of Famers.....	183
	Important Dates.....	185
	Milestone Games.....	195
	Overtime Games.....	201
	Players of the Week/Month.....	204
	Preseason Results (since 1961).....	205
	Prime-Time Games (since 1970).....	207
	Pro Bowlers.....	208
	Record Book: Team Records.....	210
	Record Book: Individual Records.....	222
	Record Book: Opponent Records.....	235
	Record Book: Postseason Records.....	237
	Series Histories.....	245
	Starting QBs by Decade (since 1960).....	255
	Titles, Games, Attendance.....	257
	Top Tens.....	258
	Year-by-Year Stat Comparison.....	264
	Yearly Leaders.....	266
	Yearly Results.....	278
	Yearly Statistical Rankings.....	286
	Yearly Stats (since 1970).....	288
PR	Redskins Public Relations Staff.....	354

STAFF DIRECTORY

ADMINISTRATION

Snyder, Daniel M. Owner
Wright, Jason President

INOVA SPORTS PERFORMANCE CENTER AT REDSKINS PARK PERSONNEL (In alphabetical order)

ALUMNI

Olsen, Jerry Liaison

ATHLETIC TRAINERS

Jermyn, Elliott Assistant Athletic Trainer
McCracken, Mark Assistant Athletic Trainer
Quon, Doug Assistant Athletic Trainer
Takahagi, Masahiro Assistant Athletic Trainer
Sankal, Jake Director, Sports Nutrition
Vermillion, Ryan Head Athletic Trainer

COACHING

Allen, Barbara Administrative Assistant
Matsko, John Offensive Line
Del Rio, Jack Defensive Coordinator
Del Rio, Luke Offensive Quality Control
Englehart, Chad Head Strength & Conditioning
Harris, Chris Defensive Backs
Hoener, Pete Tight Ends
Hostler, Jim Wide Receivers
Jacobs, Ben Special Teams Assistant
Jordan, Randy Running Backs
Kaczor, Nate Special Teams Coordinator
Kelly, Paul Director of Football Operations
King, Jennifer Full-Year Coaching Intern
Latham, Kavan Assistant Strength & Conditioning
Mills III, Sam Defensive Line
Nenaber, Brett Director of Player Performance
Rivera, Ron Head Coach
Rivera, Vincent Defensive Quality Control
Rodgers, Richard Assistant Defensive Backs
Russ, Steve Linebackers
Storm, Todd Offensive Quality Control
Terrell, Drew Assistant Wide Receivers
Turner, Scott Offensive Coordinator
Vieselmeyer, Brent Assistant Linebacker/Nickel
Wharton, Travelle Assistant Offensive Line
Zampese, Ken Quarterbacks
Zgonina, Jeff Assistant Defensive Line

CULINARY NUTRITION

McGuire, Connor Executive Chef
Howard, Joshua Sous Chef
Durrette, Jarroun Junior Sous Chef

DIGITAL

Davis, Ryan Digital Media Manager
Loder, Meghan Social Media Manager
Rivera, Courtney Producer, Social Media
Schwabacher, Anna-Elyse Digital Marketing Manager
Stephenson, Marcus Senior Director, Digital Marketing
Williams, Astasia Senior Social Media Manager

EQUIPMENT

Beutel, Anders Head Equipment Manager
Brooks, Justin Equipment Assistant
Curls, Drew Equipment Assistant Manager
Vincent, Connor Equipment Assistant

EXECUTIVE OFFICE

Hutton, Michelle Senior Administrative Assistant
Majdi, Jayme Senior Administrative Assistant
Michaud, Patricia Executive Assistant
Wilson, Kevin Chauffeur

FINANCE

Bradley, Angela Payroll Manager
Choi, Stephen Chief Financial Officer
Dang, Alana Accounts Payable Specialist
Ennis, Tim Vice President, Controller
Petro, Joanne Treasury Manager
Schwenke, Carolyn Accounts Payable Associate
Szczenski, Paul Director of Finance

Tunell, Joseph Senior Accountant

HUMAN RESOURCES

Blanchard, BJ Receptionist
Fox, Hillary Human Resources Coordinator

IT

Breads, Timothy Senior Systems Administrator
Smith, Christian Network Administrator

LEGAL

Rawson, Will General Counsel
Silverstein, Doug Counsel/Salary Cap Analyst

MARKETING

Bateman, Terry EVP/Chief Marketing Officer
Calvo, Ryan Vice President, Corporate Partnerships
Dowling, Michalea Marketing Manager, Ticketing
Gorman, Jaclyn Senior Director
Hamilton, Austin Strategic Marketing Coordinator
Hartnett, Chase Partnership Marketing Coordinator
Hubacher, Nancy Vice President, Corporate Partnerships
James, Cody Senior Graphic Designer
Jojokian, Stephanie Director, Marketing Platforms
Klein, Meghan Partnership Marketing Manager
LaCorazza, Alec Partnership Marketing Manager
Louthan, Kelli Anne Partnership Marketing Manager
Marzi, David Partnership Marketing Coordinator
Matthews, Christian Vice President, Corporate Partnerships
McHugh, Laura Events Coordinator
Nenner, Rod Vice President, Corporate Partnerships
Perkins, Stephen Vice President, Marketing
Schreck, Lewis Vice President, Sales & Marketing
Shepherd, Scott Sr. Vice President, Corporate Partnerships
Silverstein, Michael Vice President, Corporate Partnerships
Stark, Victoria Graphic Designer
Tocker, Zac Partnership Marketing Coordinator
Truitt, Alexander Senior Director, Corporate Partnerships
Younghans, Justin Vice President, Corporate Partnerships
Walsh, Christine Director, CRM, Insights & Rewards

MEDIA SERVICES

Basile, Blaise Videographer
Broyhill, Charlie Production Services Coordinator
Bailey, Taylor Producer
Donaldson, Julie Senior Vice President of Media & Content
Katz, Stevie Digital Producer
Selby, Zach Staff Writer
Stackpole, Kyle Editor
Winborne, Asa Manager of Production

OPERATIONS

Horak, Matt Grounds Assistant
Martinez, Vladi Building Manager

PLAYER PERSONNEL

Caprio, Brent Pro Scout
Barringer, Connor Scouting Assistant
Claytor, Tyler Scouting Assistant
Cook, Chuck College Scout
Drewry, Douglas Football Research Analyst
Evans, Matt College Scout
Gribble, Tim Director of College Scouting
Picerelli, Peter College Scout
Ritcher, Harrison College Scout
Rogers, Rob Sr. Vice President, Football Administration
Rose, Ronald BLESTO Scout
Scott, Jeff Assistant Director of Pro Scouting/Advance Coordinator
Skansi, Paul College Scout
Smith, Kyle Vice President, Player Personnel
Spencer, Cole National Scout
Stokes, Eric Director, Pro Scouting
Terry, Roger College Scout
Warren, Don Senior Pro Scout
Whittington, David National Scout
Williams, Doug Senior Vice President of Player Personnel
Zeches, Brian Personnel Coordinator/Pro Scout

PLAYER DEVELOPMENT

Blacken, Malcolm Senior Director of Player Development
Harrington, Evan Assistant Director of Player Engagement
Williams, Doug Senior VP of Player Development

STAFF DIRECTORY

PUBLIC RELATIONS

DeBarbieri, Sean Director of Communications
Johnson, Jessie Corporate & Football Communications
Mule, Charlie Media Services Coordinator

REDSKINS CHARITABLE FOUNDATION

Brown, Jess.....Community Programs & Development Assistant
Hannell, Morgan.....Special Events & Development Director
Palmer, Caroline..... Manager, Community & Charitable Programs
Parson Jr., Calvin.....Director, Community & Charitable Programs
Smith, Alexandra.....Coordinator, Community & Charitable Programs

VIDEO

Adams, Mike.....Assistant Video Director
Bracken, Mike Video Director
Hines, Julian..... Video Assistant
Krom, Will..... Video Assistant

FEDEXFIELD PERSONNEL (In alphabetical order)

CHEERLEADERS

Keene, JamillaDirector & Choreography

MEMBER SERVICES

Brown, Franesa Member Services Representative
Dinger, Veronica..... Member Services Representative
Faulkner, Morgan..... Senior Member Services Representative
Lautieri, Sophia Member Services Representative

INSE SALES

Antoine, Javonne Account Executive
Austin, Rouday Account Executive
Brown, Jane Senior Account Executive
Carter, Christopher..... Account Executive
DeLoatch, Symone Account Executive
Dones, Jay Senior Director of Sales
Durant, Donnell..... Member Services Representative
Friedman, Jason Vice President, Ticket Sales & Service
Grove, Mason Account Executive
Marks, James Account Executive
Masri, Laith..... Account Executive
McCarthy, Collin Account Executive
O'Brien, Casey Account Executive
Parzianello, Marc Member Services Representative
Perugino III, Nicholas..... Account Executive
Pilgrim, Jed Senior Account Executive
Reynolds, Channele..... Director, Group Sales
Rosengarten, Sheldon..... Director, Receivable
Rozek, Robert Account Executive
Trazinski, Joseph..... Account Executive
Van Iderstine, Kristen..... Account Executive
Wallace, Leigh Premium Member Service
Younan, Zachariah..... Account Executive

IT

Delens, Stefano Information Security Analyst
Kinra, Asheesh Vice President, Information Technology
Rice, Eddy Desktop Support Technician

OPERATIONS

Benevento, Pete Director, Turf & Grounds
Bloyer, Chris Sr. Vice President, Stadium Operations
Buschman, Carter..... Project Manager
Byrne, Paul Vice President, Operations
Doore, Robert..... Manager, Guest Experience
Fanticola, Anthony..... Director, Game Entertainment
Flores, William Assitant Manager, Grounds
Franklin, Robert..... Mechanic
Howard, Tevin Grounds Assistant
Mackie, Sara Operations and Administration Coordinator
Maxwell, Mike Facilities Manager
Radke, Jon Operations Manager
Restifo, Blaise..... Manager, Turf & Grounds
Richter, Conner..... Video Producer
Stratchko, Steve..... Lead Engineer
Sword, Elizabeth Special Events Coordinator
Valentine, Jonte Operations Coordinator
Vidsens, Tim Mechanic
Wentz, Charles Lead Mechanic
White, Derrick Electrician/AV Mechanic

SECURITY

Burke, Ken Security Agent

Cunningham, Michael..... Security Agent
Gilliard, Anthony..... Security Agent
Gilliard, Franklin..... Security Agent
Jacob, Mike Director, Security
Killen, Stewart..... Security Agent
Shephard, Ricardo..... Security Agent
Webb, JR Security Agent

SPECIAL EVENTS


Nicholson, Hugh..... Vice President, Sales & Booking
Obici, Ian Business Development Manager

SUITES

Babalola, Hairat.....Sr. Manager, Suite Sales & Services
Britt, Natalya.....Coordinator, Hospitality & Entertainment
Burns, Jennifer.....Vice President, Hospitality & Entertainment
Carlson, Stephen Business Development Manager
Clabaugh, Alyssa .. Client Services Manager, Hospitality & Entertainment
Duncan, Leon Sr. VP, Hospitality & Entertainment
Murphey, David.....Vice President, Hospitality & Entertainment
Short, Justin.....New Business Manager, Hospitality & Entertainment
Townsend, Justin.....New Business Manager, Hospitality & Entertainment
Weldon, Keith Vice President, Hospitality & Entertainment
Williams, Century.....Client Services Rep., Hospitality & Entertainment

TICKET OPERATIONS

Lomax, Mika Coordinator, Ticket Operations
Nyquist, Dylan Coordinator, Ticket Operations
Randolph, Tamara..... Senior Director, Ticket Operations
Richard, Doug Coordinator, Ticket Operations
Swann, Jonathan Coordinator, Ticket Operations
Vermeire, Lizzie..... Manager, Ticket Operations



Game program from the Redskins' debut in Washington
Redskins 13, Giants 3 (Sept. 16, 1937)



EXECUTIVE BIOS



DANIEL M. SNYDER

OWNER

A self-made man and an entrepreneur at heart, Dan Snyder's life is marked by an enduring passion for the people, the team and the community he loves.

Growing up in the D.C. area and attending Washington Football (then named the Redskins) games with his father, Gerald, his youth and young adulthood were shaped and inspired by his devotion to the team. Snyder has put his passion into action since purchasing the team in 1999, consistently leading the franchise to new prominence in the community, the business world and the National Football League. Under his leadership, the team has raised millions of dollars for charitable efforts and maintained its place in the top tier of the world's most valuable sports franchises.

Snyder, 55, continues to be one of the Washington area's most prominent community leaders and philanthropists. Shortly after purchasing the franchise, one of Snyder's first actions was to create the Washington Charitable Foundation in 2000 to bring together the Washington team and its corporate and community partners to make a positive and measurable impact on youth development in the greater Washington, D.C. region. The Charitable Foundation focuses on the areas of education, community outreach and health and wellness and, since its inception, Foundation programs have given back more than \$29 million to individuals, groups and organizations in the community and have made an impact on millions of lives.

During the 2019 season, the Charitable Foundation hosted 115+ in-school workshops and special events for children and their families, encompassing a broad spectrum of efforts that included supporting children's literacy efforts for more than 38,000 fourth and fifth graders through the Read Program, and expanding an innovative in-school health and wellness program for seventh graders by serving more than 12,000 children in four local school districts.

This past year, the Charitable Foundation continued the expansion of its Loads of Love program, which installs laundry facilities in schools and non-profit organizations to directly impact children experiencing homelessness or an unstable living situation, at no cost to them or their families. The goal is to remove a barrier for child attendance and participation in programs and sports by providing them a discreet solution to the challenge of having clean clothes. To date, 80+ schools and non-profit organizations in the DMV area have received funding to open their own Loads of Love laundry center.

Snyder's philanthropy has grown beyond the U.S. In the wake of the devastation in the Caribbean caused by Hurricane Matthew in the fall of 2016, Snyder quickly mobilized to deliver emergency supplies to the region. The efforts began with an air delivery to the Bahamas, and, shortly following a win against Baltimore a day later, Snyder enlisted two Washington Football players of Haitian descent to hand-deliver medical supplies straight from the team's training staff to Hospital Bernard Mevs in Port Au Prince, Haiti. Asked on FOX NFL Sunday about his efforts to team up with his players to deliver aid, Snyder said, "What happened in Haiti was obvious. They were in need."

The trips were just the latest instance of Snyder's larger commitment to disaster relief which included substantial aid following the devastating tsunami in Indonesia and Thailand in 2004, and Hurricane Katrina in 2005. Following Snyder's 2016 efforts in the Caribbean, Bahamas Minister of Tourism Obie Wilchcombe said, "This organization led by example



mobilizing immediately to bring relief to our people who are in need. It is our hope that other organizations will follow the example set by the [Washington Football team]."

Beyond his work with the Charitable Foundation and his contributions to disaster relief, Snyder has provided significant support to Children's National Hospital and the National Center for Missing and Exploited Children (NCMEC). As a member of the Children's National Hospital Foundation Board of Directors, his support enabled construction of the Snyder Family Emergency Medicine and Trauma Center. He also funded construction of the Daniel M. Snyder and Family Communication Center at the NCMEC. Each day, the Center handles hundreds of calls from around the nation from law enforcement organizations, parents of missing children, runaways seeking help and people responding to the Center's well-known awareness campaigns on behalf of missing children. In May 2014, Snyder and his wife, Tanya, were honored with the Charles B. Wang International Children's Award at the NCMEC's annual Hope Awards Dinner.

In response to the murder of George Floyd in May of 2020 and the subsequent call to action to support the Black community, Snyder donated \$250,000 to fund a grassroots effort from the organization to help raise awareness about issues of social injustice in communities in the DMV.

Locally, Snyder made a major impact during the early stages of the COVID-19 pandemic. He worked with the Maryland National Guard to set up a testing site at FedExField for Prince George's County residents, and he donated \$100,000 to the Capital Area Food Bank to help underprivileged families during the national health crisis.

Snyder was also the driving force behind Washington Football's donation of \$35,000 to benefit the restoration of the historic Ashburn Colored School in Loudoun County following acts of vandalism in the fall of 2016. The single-room schoolhouse, in operation from its opening in 1892 until 1957, served Black students from elementary school through high school. The donation allowed fundraising efforts to exceed their initial target of \$100,000.

DANIEL M. SNYDER

Snyder's support has also extended to the military community. Under his leadership, the organization created Salute, the team's official military appreciation club, to coordinate the team's decade-long military appreciation initiatives into one comprehensive, year-round platform. This first-of-its-kind program in the NFL serves, supports and thanks the military community by hosting a variety of events, including pre-game parties for military members, re-enlistment ceremonies at both team headquarters and FedExField, military appreciation events and more. Additionally, in February 2016, Snyder partnered with the Gary Sinise Foundation to break ground on a new, specially adapted smart home for Capt. Luis Avila, a veteran and Washington Football fan who was paralyzed during his time in the U.S. Army.

In 2010, Snyder was honored by Beacon House, a non-sectarian, neighborhood-based organization that supports at-risk youth and families of the Edgewood Terrace community in Washington, D.C., during a community celebration to dedicate the football field at Edgewood Department of Parks and Recreation Center. That same year, Snyder was presented with the Youth For Tomorrow's Distinguished Leader Award in recognition of his years of support for the organization's private, residential school and counseling center in Bristow, Va., which has provided year-round care for more than 900 homeless and at-risk children ages 11-17 from Northern Virginia and the District of Columbia. In announcing the award at YFT's annual Burgundy and Gold Banquet, Hall of Fame Washington Football Coach Joe Gibbs, who is also Founder and Chairman of Youth For Tomorrow, said, "Dan Snyder began his support of the kids at Youth For Tomorrow long before I ever considered returning to coach the team in 2004."

Beyond his charitable efforts, Snyder is prominent in the affairs of the NFL, where his expertise in the fields of marketing and media has been recognized with appointments to the Media Committee, the Business Ventures Committee, the Digital Media Committee (for which he serves as Co-Chair), the International Committee, the Stadium Committee, the Hall of Fame Committee (which oversees the Pro Football Hall of Fame in Canton, Ohio) and, separately, as a member of the Board of Trustees of the Pro Football Hall of Fame.

The Washington Football team, which continues to be ranked among the world's most valuable sports franchises on Forbes magazine's annual list, remains at the forefront of NFL marketing and business organizations. Since buying the team, Snyder has launched a highly successful retail arm, with several Official Team Stores in Virginia and Maryland, as well as mobile units for home games and other events.

Snyder and Washington Football moved their annual Training Camp to Richmond, VA in the summer of 2013, hosting the team's training sessions at the brand-new Bon Secours Training Center. During the team's inaugural three-week stay, more than 185,000 fans attended walkthroughs and practices. In addition, Washington Football's community outreach included more than 5,000 kids impacted by the Charitable Foundation's Play 60 and cheerleading programs, as well as 200 high school coaches invited to a concussion clinic held by the team.

In June 2012, Snyder and the Washington Football team reaffirmed their commitment to the Commonwealth of Virginia, announcing that the team will retain its corporate headquarters by improving its Loudoun County training facility. In the years since, Snyder and the team have made annual improvements to the Inova Sports Performance Center at The Park, including upgrades to the weight room, athletic training facility, locker room, hydrotherapy stations, media availability areas and in-house cafeteria.

During Snyder's 20 seasons as owner of the team, 27 different Washington Football players have earned a total of 53 Pro Bowl appearances, nine have been named All-Pro and

13 draft picks have been selected to the All-Rookie Team. In addition, five players, Darrell Green, Bruce Smith, Deion Sanders, Champ Bailey and Jason Taylor, have gone on to induction into the Pro Football Hall of Fame.

The team's wholly owned stadium in Landover, Md., FedExField, boasts seating capacity for 82,000 people, and Snyder continues to spearhead efforts to improve the fan experience. Since purchasing the team, Snyder has invested more than \$100 million in improvements to the facility, including high-speed escalators to the upper deck, updated signage, more than 1,000 flat-screen TVs in concourses and other areas, as well as the League standard-setting Owner's Club East and Owner's Club West private luxury suites. In 2010, the team installed two new video boards – 30 feet high and 100 feet wide – in each of the end zones at FedExField. The screens feature state-of-the-art high definition LED displays and are triple the size of the previous end zone video displays. The team also enhanced the fan's gameday experience with all-new game clocks, play clocks and other in-stadium video displays.

Over the last several years, Snyder and the entire Washington Football organization have launched efforts to enhance FedExField's guest experience. Among recent successful improvements have been an increase in the number of stadium gates and new parking plans to reduce congestion and welcome fans in and out more efficiently. The team also upgraded Wi-Fi throughout the stadium, created better access to enhanced game day features on the Washington Football team mobile app and provided complimentary access to the Red Zone Channel via NFL Mobile for season ticket members.

Snyder was Founder, Chairman and CEO of Snyder Communications, Inc. and was the youngest CEO of a New York Stock Exchange company at the time. From its launch in 1985, the company grew to a global organization of 12,000 employees with 77 offices in 17 countries and more than \$1 billion in annual revenues. The company's client base included 200 of the Fortune 500, to which it provided targeted marketing solutions, including advertising and marketing services. In March 2000, the company was acquired by the French marketing firm Havas for more than \$2.3 billion, at the time the largest such merger in the history of the advertising/marketing industry.

Snyder is Founder and Chairman Emeritus of inVentiv Health. Additionally, Snyder is Founder and Managing Member of the Board of Red Zebra Broadcasting, LLC, which operates radio stations in Maryland, Virginia and the District of Columbia airing Washington Football broadcasts, popular national radio shows and local programming. Snyder is active in a variety of other private business ventures, both as an investor and as an advisor to management. He is a frequent invitee to share his experiences and views with business organizations nationwide, and he is enshrined in the Greater Washington Jewish Sports Hall of Fame.

Snyder and his wife, Tanya, have three children and live in Potomac, MD.

WASHINGTON OWNERSHIP HISTORY

Daniel M. Snyder is the third majority owner in the history of the Washington franchise.

George Preston Marshall	1932-69
Jack Kent Cooke	1969-97
(The estate of Jack Kent Cooke)	1997-99
Daniel M. Snyder	1999-Present



JASON WRIGHT

PRESIDENT

Jason Wright was appointed as the president of the Washington Football Team on August 17th.

Wright's responsibilities include leading the organization's business divisions, including operations, finance, sales, and marketing. He is the first Black team president in the history of the NFL and currently is the youngest team president in the League. He is the fourth former NFL player to become president of a team.

Prior to joining the Washington Football Team, Jason was a partner in McKinsey & Company's Washington DC office. His work focused on expanding the value of large, complex organizations through operations and culture transformations. Wright has specialized in steering companies through their toughest moments in crisis and turnaround scenarios. Projects have covered topics from systemic personnel misconduct to financial distress to COVID-19 response. He also led McKinsey's global inclusion strategy and recently spearheaded the rollout of McKinsey's anti-racism and inclusion strategy. He co-founded the Black Economic Institute, a research entity that analyzes the racial wealth gap, and is a prominent voice in public discussions regarding racial equity in corporate America.

Wright is also on the Board of Trustees at Union Theological Seminary where he is helping the institution better equip a changing student body focused on community organizing and social entrepreneurship.

Wright spent seven years as a running back in the NFL and was a team captain and the NFLPA player representative for the Arizona Cardinals during the 2011 NFL Lockout.

Wright was originally signed by the Atlanta Falcons as an undrafted free agent in 2005. He played in 80 career games over the course of seven seasons in which he was a member of the Atlanta Falcons, Cleveland Browns and Arizona Cardinals.

He has a B.A. in psychology from Northwestern University, where he was an Academic All-American student athlete, a two-time All-Big Ten football selection, and the president of Alpha Phi Alpha Fraternity and the Fellowship of Christian Athletes. He received his M.B.A. in Operations and Finance, with honors, from the University of Chicago- Booth School of Business.





STAFF BIOS



RON RIVERA

HEAD COACH

24TH NFL SEASON // 1ST WITH WASHINGTON

Ron Rivera enters his 24th season coaching in the NFL and his first as Washington's head coach in 2020. He was named the 30th head coach in franchise history on Jan. 1, 2020.

A friend of legendary head coach Joe Gibbs, Rivera is a passionate and skilled leader who has earned the respect of his players, coaching staff and the community. He most recently served as the head coach of the Carolina Panthers for nine seasons, where he led the team to three straight divisional titles and an appearance in Super Bowl 50. Rivera was also recognized twice as the NFL Coach of the Year by the Associated Press in 2013 and in 2015.

Rivera inherited a 2-14 Carolina Panthers team as a rookie head coach in 2011 and guided it back to an NFC force with four playoffs appearances since 2013, tied for the second-most playoff berths in the NFC over that six-year period. In that span, the Panthers recorded 58 wins, tied for the most in any six-year period in their franchise history and fifth-most in the NFL.

In 2015, Carolina won its second NFC Championship in franchise history, third consecutive NFC South division title and appeared in Super Bowl 50. Carolina finished the season with a franchise-best 17-2 record, including home playoff victories over Seattle in the divisional round and Arizona in the NFC Championship game.

Hired by the Panthers for his defensive expertise, Rivera did not disappoint as the Panthers put together five top-10 finishes in total defense in seven seasons from 2012-18. Like Rivera, the Panthers' rebound has been steady and solid, starting with six wins in his first season in 2011 and seven victories in 2012 before registering three consecutive division championships starting in 2013 when he earned his first Associated Press NFL Coach of the Year award. Laying a foundation that included back-to-back Rookie of the Year award winners in quarterback Cam Newton and linebacker Luke Kuechly, Rivera blended veteran and young talent into productive units on both sides of the ball.

Rivera helped lead a Panthers team that finished among the league's top 10 rushing offenses, including top-five finishes in 2011, 2015, 2017 and 2018. The Panthers recorded 30 consecutive regular season games with at least 100 rushing yards from Week 6 of 2014 to Week 3 of 2016, the longest streak in the NFL since Pittsburgh tallied 43 from 1974-77.

Carolina's run defense ranked in the top 10 of the NFL in 2013, 2015, 2016 and 2017. Starting in Week 14 of 2018 through Week 1 of 2019, the Panthers went 21 consecutive games without allowing a 100-yard individual rusher, setting a franchise record.

In 2018, Rivera coached two players to All-Pro selections. Panthers running back Christian McCaffrey earned AP All-Pro second-team honors as he helped the Panthers lead the NFL in rushing yards per carry (5.1). McCaffrey also recorded 107 receptions, the most by any running back in a season in NFL history and broke Steve Smith's franchise record for single-season receptions by any player. He ran for 1,098 rushing yards, becoming the third player in NFL history with over 100 receptions and 1,000 rushing yards in the same season. McCaffrey accumulated a franchise-record 1,965 scrimmage yards, ranking third in the NFL.

Linebacker Luke Kuechly earned his sixth-straight Pro Bowl selection and fifth AP All-Pro first-team honor, tied for the most among active players. Kuechly tied for third in the NFL with 20 tackles for loss. In 2017, the rushing attack helped propel the team to an 11-5 record and a Wild Card berth by averaging 131.4 yards on the ground, good for fourth in the league.

In 2015, Rivera was named NFL Coach of the Year for the second time in three seasons as his team earned its third consecutive NFC South title and claimed the top seed in the NFC for the first time in Panthers franchise history. The Panthers became just the seventh team in the Super Bowl era to post a 15-1 or better record in the regular season. Carolina started 2015 with 14 consecutive victories, which, combined with four wins to close the 2014 regular season, gave the Panthers an NFC-record 18-game winning streak.

Rivera's Panthers went 12-4 and won the NFC South in 2013, Carolina's first division title since 2008. The Panthers then recovered from a 3-8-1 start in 2014 to win four in a row and capture a second consecutive NFC South crown. Prior to Rivera's arrival, Carolina had never reached the postseason in consecutive years, and no team had captured the NFC South twice in a row.

Rivera arrived in Carolina with a reputation for hard work, attention to detail and preparation. Those were also the qualities he exhibited in his first campaign as the Panthers tripled their win total from the previous season. Rivera did not even meet his team until they reported to training camp and, despite a slow start, held it together to finish with four wins in the final six games.

Rivera has shined as a coach and player during his 30-plus years in the NFL, serving as defensive coordinator for the San Diego Chargers' top-ranked defense in 2010 and playing linebacker for the Chicago Bears' top-ranked defense and Super Bowl XX championship team in 1985. In 23 seasons as a coach and nine as a player, he has been with teams that have reached the playoffs 19 times, including nine conference championships and three Super Bowls. The mentality of the Chargers defense that Rivera coached and the Bears defense on which he played has stuck with the head coach, and he has transferred it to his teams.

Rivera's character has been influenced by two innovative defensive coordinators. As a player, Rivera was coached by the late Buddy Ryan, the architect of the "46 Defense," which involved blitzing on nearly every down. As a coach, Rivera toiled under the late Jim Johnson, a highly regarded defensive coordinator renowned for his aggressive approach.

Rivera's identity also has been shaped by his family. The son of a U.S. Army officer and the second youngest of four boys, Rivera learned from a young age about chain of command and many of the principles he teaches and expects from his players. "I come from a military family where discipline isn't taught, it's lived. It's expected from day one. I have a philosophy that every player, every coach, everyone who works for this organization, they'll know it day one," Rivera said in his introductory press conference with Washington on Jan. 2.

Rivera worked with the Chargers from 2007-10. He coached inside linebackers before taking over as the team's defensive coordinator midway through the 2008 season. Under Rivera's guidance, the pass defense steadied itself - intercepting nine passes and yielding 229.6 passing yards per game and 11 touchdown passes over the final eight games. Those numbers contrasted to the first half of the season when San Diego notched just seven picks and was victimized for 265.1 yards per game and 14 touchdowns through the air. In Rivera's first full season leading the defense in 2009, the Chargers ranked 16th in total defense and 11th against the pass. Those rankings improved in 2010 as San Diego led the NFL with an average of 271.6 total yards allowed per game and gave up a league-low 177.8 passing yards per game. From 2004-06, Rivera oversaw the Chicago Bears defense, engineering the unit to two top-five finishes in the league. Under Rivera's direction, five

RON RIVERA

different defensive players went to the Pro Bowl: linebacker Lance Briggs, safety Mike Brown, defensive tackle Tommie Harris, linebacker Brian Urlacher and cornerback Nathan Vasher.

In his first season as a defensive coordinator in 2004, Rivera presided over a defense that produced nine more takeaways and 17 more sacks than the previous year and scored a franchise-record and NFC-high six defensive touchdowns. The Bears also thrived on third down and buckled down inside their own 20-yard line, ranking first in the NFL in third-down efficiency (30.5 percent) and topping the NFC in red zone defense (42.6 percent). The following year, Chicago continued to build on the foundation Rivera laid in 2004. The Bears won their first of two consecutive NFC North titles and stood second in the NFL in total defense. In surrendering the fewest points in the league, Rivera's defense went 43 consecutive quarters without allowing more than seven points – the longest streak in the NFL since 1969. During Rivera's last season with the Bears in 2006, the defense paced the NFL with 44 takeaways and finished fifth in the league in total defense and third in scoring defense, helping propel Chicago to the NFC Championship and an appearance in Super Bowl XLI.

Prior to becoming a defensive coordinator, Rivera spent five seasons from 1999-2003 as the linebackers coach for the Philadelphia Eagles, who advanced to the NFC Championship game in each of his final three seasons. Twice during Rivera's tenure with the Eagles, the team finished second in the NFL in scoring defense and in 2001 held all 16 of its opponents to fewer than 21 points – making them just the fourth team in NFL history to do so.

Rivera gained his first coaching experience with the Bears as a defensive quality control coach from 1997-98. He is just the third Latino head coach in NFL history, joining Tom Flores with the Oakland Raiders from 1979-87 and Seattle Seahawks from 1992-94 and Tom Fears with the New Orleans Saints from 1967-70.

Following retirement from his playing career, Rivera went into broadcasting. He covered the Bears and college football as a television analyst for WGN and SportsChannel Chicago for four years from 1993-96.

Selected in the second round of the 1984 NFL Draft by Chicago, Rivera played all nine of his pro seasons with the Bears. Primarily an outside linebacker, he appeared in 149 games with 62 starts (including 12 postseason contests with six starts) and posted 392 tackles, 7.5 sacks, five forced fumbles, four fumble recoveries, nine interceptions and 15 passes defended. Rivera was a member of six NFC Central division title teams and a Super Bowl XX championship team in 1985.

As a player, Rivera was known for both his skill and determination on the field and his dedication of time and energy to the community. As a result, he was named the Bears' Man of the Year in 1988 and earned the club's Ed Block Courage Award in 1989. He has carried that same community commitment to coaching, sponsoring a bowling tournament to benefit the Ronald McDonald House, USO and Humane Society. He was a finalist for the 2017 Salute to Service Award, an annual award presented to NFL players, coaches, personnel and alumni who demonstrate an exemplary commitment to honoring and supporting the military community.

Rivera, who lost his brother Mickey to pancreatic cancer in 2015, also serves as a spokesman for the Pancreatic Cancer Action Network. He has twice been the honorary starter for the organization's PurpleStride 5K in Charlotte. An All-American at the University of California, Rivera finished his career as the school's all-time leader in sacks with 22 and tackles with 336. As a senior in 1983, he set the Bears' single-season record for sacks with 13 and tackles for loss with 26.5.

Born Jan. 7, 1962, in Fort Ord, Calif., Rivera lived in Germany, Panama, Washington and Maryland before his family settled in Marina, Calif. He attended Seaside High School in Seaside,

Calif., and was a three-sport star in football, basketball and baseball. Rivera and his wife, Stephanie, have two children, Christopher and Courtney. Stephanie is a former assistant coach for the WNBA's Washington Mystics.

WASHINGTON COACHING HISTORY

Washington has had 31 different head coaches preside over 31 head coaching tenures in team history.

1.	Lud Wray.....	1932
2.	Lone Star Dietz.....	1933-34
3.	Eddie Casey.....	1935
4.	Ray Flaherty.....	1936-42
5.	Arthur "Dutch" Bergman.....	1943
6.	Dudley DeGroot.....	1944-45
7.	A.G. "Turk" Edwards.....	1946-48
8.	John Whelchel.....	1949
9.	Herman Ball.....	1949-51
10.	Dick Todd.....	1951 (Interim)
11.	Earl "Curly" Lambeau.....	1952-53
12.	Joe Kuharich.....	1954-58
13.	Mike Nixon.....	1959-60
14.	Bill McPeak.....	1961-65
15.	Otto Graham.....	1966-68
16.	Vince Lombardi.....	1969
17.	Bill Austin.....	1970
18.	George Allen.....	1971-77
19.	Jack Pardee.....	1978-80
20.	Joe Gibbs**.....	1981-92
21.	Richie Petitbon.....	1993
22.	Norv Turner.....	1994-2000
23.	Terry Robiskie.....	2000 (Interim)
24.	Marty Schottenheimer.....	2001
25.	Steve Spurrier.....	2002-03
26.	Joe Gibbs**.....	2004-07
27.	Jim Zorn.....	2008-09
28.	Mike Shanahan.....	2010-13
29.	Jay Gruden.....	2014-19
30.	Bill Callahan.....	2019 (Interim)
31.	Ron Rivera.....	2020-Present

Pro Football Hall of Famers **bolded and italicized**.

** Considered both the 20th and 26th head coach in franchise history

AP COACH OF THE YEAR

Ron Rivera is 1-of-12 Head Coaches in NFL history to win the AP Coach of the Year Award multiple times. Rivera is 1-of-3 active NFL Head Coaches to earn the honor multiple times.

Coach	Season[s]	Team[s]
Allie Sherman	1961-62	NYG
Bill Belichick*	2003, '07 & '10	NE
Bill Parcells	1986 & '94	NYG & NE
Bruce Arians*	2012 & '14	IND & ARI
Chuck Knox	1973, '80 & '84	LAR, BUF & SEA
Dan Reeves	1993 & '98	NYG & ATL
Don Shula	1964, '67, '68 & '72	BAL & MIA
George Allen	1967 & '71	LAR & WAS
George Halas	1963 & '65	CHI
Joe Gibbs	1982-83	WAS
Mike Ditka	1985 & '88	CHI
Ron Rivera*	2013 & '15	CAR

Pro Football Hall of Famers **bolded and italicized**.

* Active NFL Head Coach

RON RIVERA

THE RIVERA FILE

RIVERA FOOTBALL HISTORY

2020-Pres.: Head Coach	Washington Football Team
2011-19: Head Coach	Carolina Panthers
2008-10: Defensive Coordinator	San Diego Chargers
2007-08: Inside Linebackers	San Diego Chargers
2004-06: Defensive Coordinator	Chicago Bears
1999-03: Linebackers	Philadelphia Eagles
1997-98: Defensive Quality Control	Chicago Bears
1984-92: Linebacker	Chicago Bears
1980-1983: Linebacker	University of California, Berkeley

RIVERA BY THE NUMBERS

- 10 - Seasons as an NFL Head Coach
- 2 - Associated Press Coach of the Year awards (2013, 2015)
- 76 - Regular Season wins
- 5 - Top 10 NFL defensive finishes
- 4 - Postseason Appearances
- 3 - NFC South Titles
- 1 - NFC Championship
- .546 - Winning Percentage
- 7 - Top 10 rushing offenses

RIVERA COACHING RECORDS 2011-19

Overall Career Record.....	79-67
Regular Season Record.....	76-63-1
At Home.....	42-28-1
On Road.....	34-35
On Grass.....	60-46-1
On Turf.....	16-17
Indoor.....	13-15
Outdoors.....	63-48-1
VS. AFC.....	23-11-1
VS. NFC.....	53-54
In Division.....	26-27

Games 1-8.....	39-32-1
Games 9-16.....	37-31
Thursday.....	3-6
Saturday.....	1-1
Sunday.....	67-53-1
Monday.....	5-3
Temp 81+.....	8-8
September.....	15-15
October.....	17-18-1
November.....	19-15
December.....	24-17

JUST PLAYING BALL

Ron Rivera Collegiate Career

Rivera finished his collegiate career as Cal's then all-time leader in tackles (336) and sacks (13). His 26.5 tackles for loss as a senior still stand as a single-season record at the school. He is one of seven players in school history to earn conference Player of the Year honors. The 1983 consensus All-American linebacker was inducted into the Cal Athletic Hall of Fame in 1994.

RIVERA'S ALL-TIME RANKS AT CAL

Stat	Totals	Rank
Career tackles	336	5th
Single season tackles	138 (1983)	6th
Career sacks	22.0	7th
Single season sacks	13.0 (1983)	t-3rd
Career tackles for loss	47.5	8th
Single-season TFLs	26.5 (1983)	1st

RIVERA'S COLLEGIATE PLAYER ACCOMPLISHMENTS

- 1983: Consensus All-American, Pac-10 Defensive Player of the Year
- 1994: Cal Athletic Hall of Fame inductee

Ron Rivera NFL Career

Selected in the second round of the 1984 NFL Draft by Chicago, Rivera played all nine of his pro seasons with the Bears. Primarily an outside linebacker, he appeared in 149 games with 62 starts (including 12 postseason contests with six starts) and posted 392 tackles, 7.5 sacks, five forced fumbles, four fumble recoveries, nine interceptions and 15 passes defended. Rivera was a member of six NFC Central division title teams and a Super Bowl XX championship team in 1985.

RIVERA'S NFL PLAYER STATS

Year	Age	G/GS	INT	YDS	TD	SK	FR
1984	22	15/0	0	0	0	0	0
1985	23	16/0	1	4	0	0.5	1
1986	24	16/2	0	0	0	1	0
1987	25	12/5	2	19	0	1	0
1988	26	16/16	2	0	0	2	0
1989	27	16/14	2	1	0	2	1
1990	28	14/14	2	13	0	0	2
1991	29	16/5	0	0	0	0	0
1992	30	16/0	0	0	0	1	2
Career		137/56	9	37	0	7.5	6

RIVERA'S NFL PLAYER ACCOMPLISHMENTS

- 1985: Super Bowl Champion
- 1988: Chicago Bears' Man of the Year Award
- 1989: Chicago Bears' Ed Block Courage Award

STAFF BIOS



JACK DEL RIO
DEFENSIVE COORDINATOR

23RD NFL SEASON
1ST WITH WASHINGTON

1981-84	Linebacker	USC
1985-86	Linebacker	New Orleans Saints
1987-88	Linebacker	Kansas City Chiefs
1989-91	Linebacker	Dallas Cowboys
1992-95	Linebacker	Minnesota Vikings
1997	Assistant Strength Coach	New Orleans Saints
1998	Linebackers Coach	New Orleans Saints
1999-01	Linebackers Coach	Baltimore Ravens
2002	Defensive Coordinator	Carolina Panthers
2003-11	Head Coach	Jacksonville Jaguars
2012-14	Defensive Coordinator	Denver Broncos
2013	Interim HC (wks. 10-13)	Denver Broncos
2015-17	Head Coach	Oakland Raiders
2020-Pres.	Defensive Coordinator	Washington

Jack Del Rio enters his 23rd season coaching in the NFL and his first as Washington's Defensive Coordinator in 2020 after being named to the position on January 2, 2020.

Del Rio brings 32 combined seasons of NFL experience to the role, including 21 as a coach and 11 as a player. He has held head coach and defensive coordinator roles with the Oakland Raiders, Denver Broncos, Jacksonville Jaguars and Carolina Panthers. He has also coached 28 players to a total of 56 Pro Bowl selections.

From 2015-17, Del Rio was the Head Coach with the Oakland Raiders. In 2016, he guided the Raiders to a 12-4 record, marking the franchise's first 12-win season since 2000. The Raiders earned a postseason berth for the first time since 2002 and landed an NFL-high seven players on the AFC Pro Bowl squad. Two Raiders earned spots on the Associated Press All-Pro First Team and DE Khalil Mack was named Defensive Player of the Year. Del Rio was selected as the recipient of the Maxwell Club's Greasy Neale Professional Coach of the Year Award, becoming the sixth Raiders coach to earn NFL Coach of the Year honors. In addition, he was named the AFC Coach of the Year by Kansas City's Committee of 101.

In 2016, Oakland tied for the NFL lead with a +16 turnover differential and the offensive unit ranked near the top of the league, finishing sixth in the NFL in yards per game (373.3), sixth in rushing yards per game (120.1) and seventh in points per game (26.0). The team committed just 14 turnovers on the year, a mark that ranked fourth fewest in the NFL. The defense strengthened as the season progressed, ranking 11th in the NFL in total yards allowed per game from Week 7 to the end of the year. The team also ranked second in the NFL in takeaways, forcing 30 turnovers on the year.

In his first season with the Raiders in 2015, Del Rio oversaw significant improvements as the Raiders more than doubled the previous year's win total. Oakland moved up 15 spots in the NFL rankings in turnover ratio, finishing 17th in the league (+1) after ranking 32nd in 2014 (-15). The team improved in five major statistical categories on offense alone, making gains in total offense, rushing, passing, points per game and third-down efficiency. On defense, the Raiders improved in rushing defense, points per game allowed and third-down defense. Six Raiders were selected for the Pro Bowl, marking the most since 1991.

As defensive coordinator with the Denver Broncos from 2012-14, Del Rio was part of three-straight AFC West titles and helped lead Denver to an AFC Championship and appearance in Super Bowl XLVIII following the 2013 campaign.

It marked his second stint under Head Coach John Fox, as the two also spent the 2002 season together in Carolina. In all, he has coached 28 players to a total of 40 Pro Bowl selections.

In 2014, Del Rio's defensive unit boasted five Pro Bowl selections, ranked third in the NFL in overall defense (305.2 yards per game) and second in the league against the run, allowing 79.8 yards per game. With 25 takeaways and a plus-five turnover ratio, Del Rio's defense was instrumental in leading the Broncos to a third straight 12-win season.

In his second season with the Broncos in 2013, Del Rio's defense helped Denver to a 12-4 record and an appearance in Super Bowl XLVIII. Del Rio also accepted the additional role of interim head coach (Weeks 10-13) while Fox underwent a heart procedure and led the Broncos to a 3-1 record against teams with a combined record of 29-9 (.763). With Del Rio at the helm, Denver beat previously-undefeated Kansas City twice in addition to San Diego, with the team's only loss coming at New England.

In 2012, Denver's defense finished as the NFL's second-ranked unit (290.8 yards per game), after finishing the previous season ranked 20th in the league. The group also tied for the league lead with 52 sacks and allowed the lowest opponent third-down percentage (30.6 percent), while tying for the largest scoring improvement (6.3 points per game) from the previous season.

Prior to joining the Broncos in 2012, Del Rio spent nine seasons at the helm in Jacksonville. During his head coaching tenure (2003-11) with the Jaguars, the club ranked sixth in the NFL in yards per game allowed (317.3) and eighth in points per game allowed (20.3).

Under Del Rio, the Jaguars made two playoff appearances in 2005 and 2007, highlighted by the club's first postseason win in eight seasons with a 31-29 road victory against the Pittsburgh Steelers in a 2007 AFC Wild Card Game.

In 2009, Del Rio led one of the league's youngest teams, with four rookies in full-time roles as starters, 32 new players on the roster and a total of 16 rookies by season's end. The team was in playoff contention until the final weekend of the regular season, finishing 7-9. Rookies combined to make 71 starts, the most in team history, and the team was penalized a league-low of 70 times, the fewest in franchise history. The Jaguars battled through injuries in 2008 to a 5-11 record despite having just four players start all 16 games and a total of 15 players on injured reserve at the end of the year.

The Jaguars posted an 11-5 record in 2007 to earn a second playoff berth in three years, in addition to claiming the franchise's first playoff win since the 1999 season, while becoming the first team in NFL history to win in Pittsburgh twice in one season. The offense ranked seventh in the league and scored a team-record 411 points. The offense had a team-record seven games with 400-or-more yards, while the defense held opponents to 17 points or less 10 times.

Del Rio led the 2006 Jaguars to a record of 8-8 as the team finished 5-3 against playoff teams and suffered seven losses by seven points or less. Among the highlights was a team-record 2,541 rushing yards and just 30 sacks allowed on offense. The defense registered the highest ranking in team history at second overall.

In 2005, the Jaguars won eight of the last nine regular season games, including four straight on the road, en route to a 12-4 finish and a Wild Card playoff berth. The league's sixth-ranked defense was sixth in points allowed and had 19 interceptions. On offense, the team increased scoring by 100 points over the previous year and had a team-record and NFL-low six interceptions thrown.

In 2004, Del Rio posted the team's first winning record since 1999, leading the Jaguars to a 9-7 mark. In taking over the Jaguars in 2003, Del Rio was the architect of a defense that improved to sixth overall in the NFL and second against the run. The Jaguars' 5-11 record included six losses by sev-

en points or less.

During his lone season as a defensive coordinator with Carolina in 2002, he inherited the NFL's worst defense statistically (371.4 yards per game allowed) and turned it into the league's second-ranked unit (290.4 yards per game allowed). Additionally, the 2002 Panthers squad led the NFL in rushing average against (3.7 avg.) and ranked second in third down efficiency (32.9 percent) and sacks (52).

As linebackers coach for the Baltimore Ravens from 1999-2001, Del Rio tutored a talented group that included Peter Boulware, Ray Lewis and Jamie Sharper. Baltimore's 2000 team set the NFL 16-game record by allowing only 165 points while recording four shutouts and forcing a league-best 49 turnovers. Lewis was named the NFL's Defensive Player of the Year and the MVP of Super Bowl XXXV that season after a playoff run in which the defense surrendered just one touchdown in four games.

Del Rio began his coaching career with the New Orleans Saints under Head Coach Mike Ditka, serving as an assistant strength coach in 1997 before moving on to coach the linebackers in 1998.

A veteran of 11 seasons as an NFL linebacker, he was selected in the third round (88th overall) of the 1985 NFL Draft by New Orleans and went on to make the NFL's All-Rookie Team and earn the Saints' Rookie of the Year award.

Following two seasons in New Orleans (1985-86), he played for Kansas City (1987-88), Dallas (1989-91) and Minnesota (1992-95). He led the Vikings in tackles for three consecutive years and was selected to participate in the Pro Bowl in 1994. For his career, he played 160 games in the regular season and totaled 1,078 tackles, 12 sacks and 13 interceptions.

Del Rio was a four-year starter at the University of Southern California, where he earned consensus All-American honors as a senior and was runner-up for the Lombardi Award, given to the nation's best lineman or linebacker. Named co-MVP of the 1985 Rose Bowl, Del Rio recorded 340 career defensive stops, including 58 tackles for a loss. A standout catcher on the USC baseball team, Del Rio was drafted by the Toronto Blue Jays in 1981. He was inducted into the USC Athletic Hall of Fame in May 2015.

Del Rio was a three-sport star in football, baseball and basketball at Hayward (Calif.) High School. He earned a degree in political science from the University of Kansas while playing for the Chiefs.

Born on April 4, 1963, in Castro Valley, Calif., Del Rio and his wife, Linda, have three daughters, Lauren, Hope and Aubrey, and a son, Luke, who also works for Washington as an offensive quality control coach.



NATE KACZOR
SPECIAL TEAMS COORDINATOR

13TH NFL SEASON
2ND WITH WASHINGTON

1987-89	Center	Utah State
1991-99	Offensive Assistant	Utah State
2000-03	Offensive Coordinator	Nebaska-Kearney
2004-05	Co-Offensive Coordinator	Idaho
2006	Tight Ends Coach	Louisiana-Monroe
2007	Co-Offensive Coordinator	Louisiana-Monroe
2008-11	Assistant Special Teams Coach	Jacksonville Jaguars
2012	Assistant Offensive Line Coach	Tennessee Titans
2013-15	Special Teams Coordinator	Tennessee Titans
2016-18	Special Teams Coordinator	Tampa Bay Buccaneers
2019-Pres.	Special Teams Coordinator	Washington

Nate Kaczor (pronounced Kat-sir) enters his second season as special teams coordinator with Washington in 2020. He will be entering his 13th NFL season and has held positions with the Jacksonville Jaguars, Tennessee Titans and Tampa Bay Buccaneers during his NFL career.

In 2019, Kaczor helped guide punter Tress Way to his first Pro Bowl selection. Way was also named to the Associated Press All-Pro Second Team. Way finished the season No. 2 in net average (44.1) and No. 2 in punt yardage (3,919) and No. 7 in punts inside the 20 yard line (30). Under Kaczor's guidance, Washington ranked No. 4 in the league in kickoff return average (25.2) and No. 5 in kickoff return yardage (833) despite fielding one of the league's youngest rosters.

Under Kaczor's guidance, Tress Way became the first Washington punter since Matt Turk in 1997 to be named to the Pro Bowl. Steven Sims Jr. (NFC Special Teams Player of the Week in Week 12) and Tress Way (NFC Special Teams Player of the Week in Week 13) were also the first Redskins in the history of the franchise to receive the honor of NFC Special Teams Player of the Week in consecutive weeks.

During Kaczor's three seasons with Tampa Bay, the Buccaneers were one of the top punt coverage units in the NFL, allowing only 6.6 yards per return, the fourth-lowest mark in the league during that span.

In 2018, Tampa Bay allowed only 21.0 yards per kickoff return, which was the sixth-lowest in the NFL despite allowing 30-plus total kickoff returns.

In 2017, the Buccaneers had three blocked kicks (one blocked field goals and two blocked extra points), tied for the third-most in the NFL. Tampa Bay led the league in special teams takeaways, with four (three fumble recoveries on punt coverage, one on kickoff coverage). All four of Tampa Bay's special teams takeaways helped lead to touchdowns - two were returned for touchdowns, while the other two set up the offense with a short field. The Buccaneers' punt return unit also averaged 9.6 yards per return, the sixth-highest mark in the NFL.

Punter Bryan Anger was a standout during Kaczor's tenure with the Buccaneers. In his first year with the team, Anger set Buccaneers records for both punts inside the 20 (37) and net punting average (42.7), with both of those ranking in the top five in the NFL in 2016. In the three seasons that Anger spent under Kaczor's tutelage, Anger ranked top 15 in the league in punts inside the 20 and net average while only recording 14 touchbacks.

Kaczor came to Tampa Bay having spent the previous four seasons with the Tennessee Titans, the final three as the teams' special teams coordinator (2013-15) after being hired as the assistant offensive line coach in his first season (2012). In 2015, the Titans tied for the NFL lead in special teams takeaways, while in 2013 Kaczor's unit ranked third in the league in opponent punt return average and eighth in kickoff return average.

In three seasons under Kaczor, Titans punter Brett Kern tied for the third-most punts inside the 20 (94) in the NFL. In 2015, despite punting 88 times, Kern saw only one touchback on the year. In 2014, Kern posted a net average of 40.8, a career best and a Titans franchise record. Kaczor also worked with kicker Ryan Succop, who set a career high in field goal percentage in 2015 (87.5), surpassing the career best he had established the season before.

Kaczor entered the NFL as an assistant special teams coach with the Jacksonville Jaguars, working there from 2008-11. During those four years, Jacksonville had one of the league's top special teams coverage units, allowing the lowest punt return average in the NFL (6.5 avg.) and the eighth-lowest kickoff return average (21.8 avg.). In each of

STAFF BIOS

Kaczor's final two seasons, Montell Owens earned Pro Bowl recognition as a special teams player.

Prior to joining the NFL, Kaczor spent 17 years coaching in college, the final two working as co-offensive coordinator (2007) and tight ends coach (2006) at Louisiana-Monroe. In his only season as co-offensive coordinator, the team ranked second in the Sun Belt Conference in rushing offense and averaged its most points scored since 1993. Before his time at Louisiana-Monroe, Kaczor spent two seasons (2004-05) as the co-offensive coordinator/tight ends coach at Idaho and four seasons as offensive coordinator/quarterbacks coach at Nebraska-Kearney (2000-03). Kaczor began his coaching career as an offensive assistant at his alma mater, Utah State, working as an offensive assistant for nine seasons (1991-99), helping the team win three conference championships.

A center at Utah State, Kaczor was a team captain, who earned all-conference honors in 1989. A native of Scott City, Kansas, he and his wife, Angie, have two children, Kaylee and Micah.



SCOTT TURNER
OFFENSIVE COORDINATOR

9TH NFL SEASON
1ST WITH WASHINGTON

2002-04	Quarterback	UNLV
2005	Graduate Assistant	Oregon State University
2008-10	Offensive Assistant	University of Pittsburgh
2011-12	Offensive Quality Control	Carolina Panthers
2013	Wide Receivers Coach	Cleveland Browns
2014-16	Quarterbacks Coach	Minnesota Vikings
2017	Offensive Analyst	University of Michigan
2018-19	Quarterbacks Coach	Carolina Panthers
2019	Interim OC (wks. 14-17)	Carolina Panthers
2020-Pres.	Offensive Coordinator	Washington

Scott Turner is entering his first season as the offensive coordinator with Washington after being hired on January 8, 2020. He will be entering his 9th NFL season and has held positions with the Carolina Panthers, Cleveland Browns and Minnesota Vikings during his NFL career.

Turner served as the Carolina Panthers quarterbacks coach from 2018-19, where he was also elevated to interim offensive coordinator for Weeks 14-17 of the 2019 season. In 2019, Turner spent time working with three different quarterbacks throughout the course of the season after Cam Newton went down in Week 2. Carolina was only one of six teams in the NFL to start three different quarterbacks during the 2019 season. Turner helped guide young quarterbacks Kyle Allen and rookie Will Grier and played a key role in installing plays to fit each of their playing styles when he took the reins as interim offensive coordinator in Week 14. Allen completed 303-of-489 passes for 3,027 yards and 17 touchdowns for a passer rating of 80.0. Grier got an opportunity to start late in the season in Weeks 15 and 16. In his first career start on the road against the Colts, Grier completed 27-of-44 passes for 224 yards, completing 61.4 percent of his attempts.

In his first season as quarterbacks coach in 2018, Turner helped quarterback Cam Newton post a 67.9 completion percentage, the highest of any player in franchise history, despite playing through injury and missing the final two games. Newton set a franchise record by throwing for at least two touchdown passes in 11 consecutive games, while his 94.2 passer rating was third-best in franchise history. Newton also set a Panthers record for most consecutive passes completed with 16 straight over a two game stretch.

In 2018, the Panthers finished 10th in the NFL in net yards (373.3), the second-highest season average in franchise history. Carolina finished the season with a franchise record for most completions in a single season with 378 and set a franchise record for most passing first downs in a single season with 212. In the final two games of 2018, Turner was tasked with preparing backup quarterbacks Taylor Heinicke and Kyle Allen to play in Newton's absence. In Week 16 at Atlanta, Allen and Heinicke combined to set a franchise record for most completions in a single game with 37 (33 - Heinicke; 4 - Allen). In Week 17, Allen joined Matt Moore and Chris Weinke as the only Panthers rookies to win their first starts.

Prior to re-joining Carolina, Turner served as the University of Michigan's senior offensive analyst in 2017. The Wolverines went 8-5 and advanced to the Outback Bowl, while the offense featured three running backs who averaged 5.0 yards per carry or better and the team rushed for more than 2,000 yards for the third consecutive season.

Before his time with Michigan, Turner worked as the Minnesota Vikings quarterbacks coach from 2014-16. In 2016, Turner helped quarterback Sam Bradford set a then-NFL record in completion percentage (71.6) and guided him to Vikings records in single-season completions (395), interception percentage (0.9; five in 552 attempts) and single-season completion percentage (71.6). Bradford notched the fourth-highest passer rating in Vikings history with a career-best 99.3.

In 2014 and 2015, Turner worked with first-round draft choice Teddy Bridgewater. In 2015, Bridgewater was selected to his first Pro Bowl in his second season in the NFL and his first as a full-time starter. Bridgewater, who led the team to its first NFC North championship since 2009, bumped his passer rating up from 85.2 to 88.7 and threw three fewer interceptions while playing in three more contests than his initial season. He finished with 3,231 yards passing and 14 passing touchdowns, while rushing for three touchdowns. With 17 combined wins from 2014 and 2015, Bridgewater tied Brett Favre and Warren Moon for the most wins in team history among quarterbacks in their first two seasons with the franchise.

In 2014, Turner helped Bridgewater to the best season for a rookie quarterback in Vikings history, setting virtually every franchise rookie passing record and producing the third-best completion percentage (64.6) and the seventh-highest passer rating (85.2) in NFL history for a rookie. In Bridgewater's first career start vs. Atlanta in Week 4, the rookie threw for a season-best 317 yards and helped the offense pile up 558 net yards, the fourth-most in team history, in a 41-28 win.

In 2013, Turner coached wide receivers for the Cleveland Browns, helping Josh Gordon to the best receiving season in Browns history. Despite appearing in just 14 games, he became the first player in Browns history to lead the NFL in receiving yards (1,646) and became the first player in NFL history with back-to-back 200-yard receiving games.

Turner entered NFL coaching with two seasons as offensive quality control coach for the Panthers in 2011 and 2012. The Panthers recorded two of the top four seasons in franchise history in terms of net yards, setting the all-time mark with 389.8 yards per game in 2011 and 360.7 in 2012. Newton was named NFL Offensive Rookie of the Year in 2011. His 14 rushing touchdowns broke the NFL record for rushing touchdowns by a quarterback and were just one shy of the NFL record of rushing touchdowns by a rookie.

Prior to Turner's first stint in Carolina, he spent three seasons at the University of Pittsburgh, two as an offensive assistant and the last as wide receivers coach. Turner made his coaching debut in 2005 as a graduate assistant at Oregon State before serving as the offensive coordinator at South County (Va.) Secondary School from 2006-07.

A three-year letterman at Nevada-Las Vegas from 2002-04, Turner graduated with a degree in psychology. He served as a reserve quarterback for the Rebels as a junior and senior and played on special teams as a sophomore after being redshirted as a freshman. He earned his college degree in psychology from UNLV in 2006.

STAFF BIOS

Turner is the son of former NFL Coach Norv Turner. The two previously coached together in Carolina, Minnesota and Cleveland. Turner graduated from Oakton High School in Vienna, Va. when his father was the Head Coach of the Redskins. He and his wife, Robyn, have two children – a son, Harry (6) and a daughter, Rose (4).



LUKE DEL RIO
OFFENSIVE QUALITY CONTROL

1ST NFL SEASON
1ST WITH WASHINGTON

2013:	Quarterback	Alabama
2014:	Quarterback	Oregon State
2015-17:	Quarterback	Florida
2018-19:	Quarterback/Tight Ends	Santa Margarita Catholic
2020-Pres.:	Offensive Quality Control	Washington

Luke Del Rio is entering his first season coaching in the NFL and his first as Washington's offensive quality control coach in 2020. He previously coached tight ends and quarterbacks at Santa Margarita Catholic High School.

A former collegiate quarterback, Del Rio began his college career at the University of Alabama where he was the backup QB as a true freshman to three-time national champion quarterback AJ McCarron. He then moved to Oregon State where he served as the backup to current Minnesota Vikings quarterback Sean Mannion. Del Rio played his final three years at the University of Florida where he would go on to be 7-1 as a starter in the SEC.

Del Rio's collegiate career highlights include a win over Georgia, a 320-yard 4-touchdown performance against Kentucky, and then in his senior year, came off the bench to lead a 14-point comeback against Kentucky to extend Florida's winning streak over the rival Wildcats to 31 games. Del Rio also served as a team captain for the Gators in 2016 and served on the leadership committee.

Del Rio was a state champion quarterback at Valor Christian High School. In addition to his state championship at Valor Christian High School, Del Rio was an Elite 11 quarterback, first team all-state and team captain for the Eagles.

Del Rio has played under the tutelage of Nick Saban [Alabama], Mike Riley [Oregon State] and Jim McElwain [Florida]. Del Rio, a native of Jacksonville, Fla., graduated from the University of Florida in 2016 with a Bachelor's degree and then earned his Master's degree in 2018, also from the University of Florida, in Business. He is the son of Washington defensive coordinator Jack Del Rio.



CHAD ENGLEHART
HEAD STRENGTH & CONDITIONING

11TH NFL SEASON
11TH WITH WASHINGTON

2006	Head Strength & Conditioning	Univ. of New Orleans
2007	Head Strength & Conditioning	HS2 Ath. Performance (La.)
2008	Strength & Conditioning Dir.	Xcel Sports Performance (La.)
2009	Head Strength & Conditioning	Florida Tuskers (UFL)
2010-16	Asst. Strength & Conditioning	Washington
2017-Pres.	Head Strength & Conditioning	Washington

Chad Englehart is entering his 11th season with Washington and his fourth as the team's head strength and conditioning coach in 2020 after being promoted to the role during the 2017 offseason. He initially joined the team as an assistant strength and conditioning coach on February 26, 2010.

Prior to joining Washington, Englehart served as the head strength and conditioning coach with the Florida Tuskers of the United Football League in 2009. During that time, he worked with Redskins Head Coach Jay Gruden, who served as the Tuskers' offensive coordinator that season. The Tuskers finished with a perfect 6-0 regular season record before losing in the UFL's inaugural championship game.

In 2008, Englehart served as director of strength and conditioning at Xcel Sports Performance in Louisiana. Before that, he was head strength and conditioning coach in 2007 at HS2 Athletic Performance in Mandeville, La., and at the University of New Orleans in 2006.

Englehart holds a Master's degree in human movement with a concentration in corrective exercise from A.T. Still University. He also holds a bachelor's degree in kinesiology with a concentration in exercise science from Southeastern Louisiana University. He is a certified strength and conditioning specialist with the National Strength and Condition Association and is a Performance Enhancement Specialist and Corrective Exercise Specialist with the National Academy of Sports Medicine [NASM]. Englehart also holds certifications with USA Weightlifting and USA Track and Field, Functional Movement Screen and TRX Suspension Training certifications as well as a Fitness Nutrition Specialist certification from the NASM and a 3DMAPS (3D Movement Analysis and Performance System) certification from Gray Institute.

Englehart and his wife, Lyndsey, have two daughters, Blair and Elise.



CHRIS HARRIS
DEFENSIVE BACKS

15TH NFL SEASON
1ST WITH WASHINGTON

2001-04	Defensive Back	Louisiana-Monroe
2005-06	Defensive Back	Chicago Bears
2007-09	Defensive Back	Carolina Panthers
2010-11	Defensive Back	Chicago Bears
2011	Defensive Back	Detroit Lions
2012	Defensive Back	Jacksonville Jaguars
2013-14	Defensive Quality Control	Chicago Bears
2016-19	Asst. Defensive Backs Coach	Los Angeles Chargers
2020-Pres.	Defensive Backs Coach	Washington

Chris enters his seventh season coaching in the NFL and his first as Washington's defensive backs coach in 2020. Harris brings a combined 14 seasons of NFL experience to the role, including six as a coach and eight as a player.

Harris joins Washington after serving as the Los Angeles Chargers assistant secondary coach from 2016-19. In 2019, the Chargers defense ranked sixth in the league by yards, only surrendering 313.1 yards per game. The group also ranked fifth in the NFL in passing yards per game, only allowing 200.3 yards per game.

In 2018, Harris helped develop first round pick Derwin James into an All-Pro selection and a Pro Bowl starter at safety in his first season. James became the first rookie in Chargers history to record 100 or more tackles. On top of the rise of the rookie, second year defensive back Desmond King

STAFF BIOS

earned second-team All-Pro accolades on the strength of three interceptions, including a pick-six. Six of the top seven tacklers for the Chargers in 2018 came from the defensive backfield.

In 2017, the Chargers ranked fourth in the league with 18 total interceptions with 14 coming from defensive backs. The team did not allow a 100-yard receiver until Week 17. Individually, cornerback Casey Hayward was named to his second straight Pro Bowl after ranking tied for second in the NFL with 22 passes defended. He also added four interceptions.

Harris' first season in 2016 was a huge success as the Chargers led the NFL with 18 interceptions as a team, while Hayward earned Pro Bowl honors for the first time in his career after leading the NFL with a career-high seven picks. The Chargers had 11 different players record at least one interception in 2016, most in the NFL and the most in team annals since 2004.

Harris began his coaching career as a defensive quality control coach for the Bears, working primarily with the team's safeties. He coached in Chicago from 2013-14.

An eight-year NFL pro, Harris was a sixth-round pick of the Chicago Bears (181st overall) in 2005. He played four seasons with the Bears over two separate stints (2005-06 and 2010-11). Harris was named second team All-Pro by The Associated Press in 2010 and was named one of the Bears' Brian Piccolo Award winners as a rookie in 2005. Besides Chicago, Harris also played for the Carolina Panthers (2007-09), Detroit Lions (2011) and Jacksonville Jaguars (2012), totaling 422 tackles, 16 interceptions, 13 forced fumbles, nine fumble recoveries and 37 passes defended. He appeared in 101 career games and made 88 starts. In 2007, Harris racked up a franchise-record eight forced fumbles for the Panthers.

Harris started seven playoff games during his career, including Super Bowl XLI for the Bears. During that game, he famously intercepted Colts quarterback Peyton Manning. Harris' career postseason statistics include 48 tackles, an interception and two forced fumbles.

Harris is a native of Little Rock, Ark., and played collegiately at Louisiana-Monroe (2001-04) where he finished his career ranked fourth in school history in career tackles (383) and third in interceptions (14), including a school record-tying seven in 2004.

Harris and his wife, Kenetria, have three sons – Jayce, Jaxon and Jett – and a daughter, Skylar.



PETE HOENER
TIGHT ENDS

22ND NFL SEASON
1ST WITH WASHINGTON

1969-72:	Tight end/Linebacker	Bradley
1975-76:	Graduate Assistant	Missouri
1977:	Offensive Line	Illinois State
1978-84:	Offensive Coord./O-Line	Indiana State
1985-86:	Tight Ends	St. Louis Cardinals
1987-88:	Offensive Line	Purdue
1992-97:	Offensive Coord./O-Line	TCU
1998-99:	Offensive Coord./O-Line	Iowa State
2000:	Running Backs	Texas A&M
2001-02:	Tight Ends	Arizona Cardinals
2003:	Offensive Line	Arizona Cardinals
2004:	Offensive Line	Chicago Bears
2005-10:	Tight Ends	San Francisco 49ers
2011-2018:	Tight Ends	Carolina Panthers
2020-pres.:	Tight Ends	Washington

Pete Hoener enters his 22nd season of coaching in the NFL and his first season as Washington's tight ends coach in 2020.

He has spent the past nine years as tight ends coach with the Carolina Panthers (2011-19) under current Washington head coach Ron Rivera. Prior to coaching at Carolina, he held coaching roles with the San Francisco 49ers (2005-10), Chicago Bears (2004) and Arizona Cardinals (2002-03).

Hoener spent nine seasons as Carolina's tight ends coach, overseeing one of the most prominent positions in the offense. Under Hoener's tutelage, Greg Olsen became one of the top tight ends in the NFL. Hoener helped Olsen obtain the top five single-season receptions totals and the top four single-season receiving yards totals by a tight end in Panthers franchise history. Olsen's 10 100-yard receiving games are the most by a tight end in Carolina history.

Through the 2019 season, Hoener helped coach Olsen to top-10 ranks in all-time among NFL tight ends in receptions (718) and receiving yards (8,444) and ninth in receiving touchdowns (59).

In 2016, Olsen became the first tight end in NFL history to have three consecutive 1,000-yard seasons after recording 1,073 yards on a team-high 80 catches. He was named to his third consecutive Pro Bowl and earned second-team All-Pro honors for the second consecutive year.

In 2015, Hoener's tight ends helped Carolina win the NFC Championship and set team records with an NFL-leading 500 points and 59 touchdowns. Olsen garnered Pro Bowl recognition after setting a team record for the most receiving yards in a season by a tight end with a career-high 1,104 yards. He ranked second among NFL tight ends in receiving yards and receiving average (14.3 yards per catch) while leading the Panthers in receptions (75) and receiving yards (1,104) and ranking second in receiving touchdowns with seven.

During the 2014 season, Olsen was selected to his first Pro Bowl after ranking third among NFL tight ends with a team-leading 84 receptions and second with 1,008 receiving yards while scoring six receiving touchdowns. In the process, he set team records for the most catches and 100-yard receiving games (four) in a season by a tight end.

In 2013, Olsen paced the Panthers with 73 receptions, 816 receiving yards and six receiving touchdowns – the first time since Wesley Walls in 1997 that a wide receiver did not lead Carolina in receptions and receiving yards. In 2012, Olsen set a then-franchise record for the most receiving yards in a season by a tight end with 843, surpassing the previous record set by Walls in 1999, on 69 catches.

In Hoener's first season with the Panthers in 2011, the tight ends combined to catch 85 passes for 1,008 yards and nine touchdowns and contributed to a running game that averaged a team-record 5.41 yards per carry and featured three 700-yard rushers.

Not limited to being just receivers, Hoener's group has also helped open running lanes for Carolina to rank among the NFL leaders in rushing during his tenure, finishing third in 2011, ninth in 2012, 11th in 2013, seventh in 2014, second in 2015, 10th in 2016 and fourth in both 2017 and 2018.

With the 49ers, Hoener helped develop tight ends Vernon Davis and Delanie Walker, both of whom were drafted by the 49ers in 2006.

In 2010, Davis tallied 56 receptions, 914 receiving yards and seven touchdowns to become the first tight end in franchise history to lead the team in receptions, receiving yards and touchdowns in consecutive seasons. The previous year, Davis compiled 78 receptions for 965 yards and 13 touchdowns, an effort that resulted in being selected a Pro Bowl starter. Davis' 13 touchdowns tied the NFL single-season record at the time for the most touchdowns by a tight end and equaled the most touchdown catches in the NFL, making him the first tight end in the Super Bowl era to lead or tie for the

STAFF BIOS

league lead in receiving touchdowns.

Hoener joined the 49ers from the Chicago Bears, where he oversaw the offensive line in 2004. Under Hoener's guidance, center Olin Kreutz earned Pro Bowl honors. Prior to the Bears, Hoener spent three seasons with the Arizona Cardinals, serving as the offensive line coach in 2003 and tight ends coach from 2001-02. It marked his second stint with the Cardinals after entering the NFL coaching ranks as the team's tight ends coach from 1985-86 when the franchise was in St. Louis. While with the Cardinals, Hoener worked with tight end Freddie Jones, who finished first on the team with 44 catches for 358 yards in 2002. Jones became the first tight end to lead the team in receiving since Jackie Smith in 1973, and his 44 receptions were the most by a Cardinals tight end since 1968.

Along with his NFL experience, Hoener coached 24 years on the college level as an offensive line coach and offensive coordinator. Beginning as a graduate assistant at Missouri in 1975, he then coached the offensive line at each of his next seven stops: Illinois State (1977), Indiana State (1978-84), Illinois (1987-88), Purdue (1989-91), Texas Christian (1992-97) and Iowa State (1998-99). In addition to his role as offensive line coach, Hoener also held the responsibilities of offensive coordinator at Indiana State, Texas Christian and Iowa State. He handled the running backs at Texas A&M in 2000 before returning to the NFL in 2001.

Hoener played tight end and defensive end at Bradley, where he earned a degree in physical education. Hoener and his wife, Marianne, have three daughters: Jennifer, Kathleen and Lisa. Last name is pronounced HAY-NER.



JIM HOSTLER
WIDE RECEIVERS

21ST NFL SEASON
1ST WITH WASHINGTON

1986-89:	Cornerback	Indiana University of Penn
1990-92:	Running Backs Coach	Indiana University of Penn
1993:	Offensive Coordinator	Juniata College
1994-96:	Wide Receivers Coach	Indiana University of Penn
1997-98:	Linebackers Coach	Indiana University of Penn
1999:	Offensive Coordinator	Indiana University of Penn
2000:	Offensive Quality Control	Kansas City Chiefs
2001-02:	Asst. Wide Receivers Coach	New Orleans Saints
2003:	Quarterbacks	New York Jets
2004:	Wide Receivers	New York Jets
2004:	Wide Receivers	New York Jets
2005-06:	Quarterbacks	San Francisco 49ers
2007:	Offensive Coordinator	San Francisco 49ers
2008-13:	Wide Receivers Coach	Baltimore Ravens
2014:	Senior Offensive Assistant	Buffalo Bills
2015:	Wide Receivers	Indianapolis Colts
2016-17:	Tight Ends	Indianapolis Colts
2018:	Passing Game Coordinator	Green Bay Packers
2019:	Wide Receivers	Carolina Panthers
2020:	Wide Receivers	Washington

Jim Hostler enters his 21st season of coaching in the NFL and his first season as Washington's wide receivers coach in 2020.

Hostler brings 20 years of NFL coaching experience to the Redskins including coaching roles with the Carolina Panthers (2019), Green Bay Packers (2018), Indianapolis Colts (2015-17), Buffalo Bills (2014), Baltimore Ravens (2008-13), San Francisco 49ers (2005-07), New York Jets (2003-04), New Orleans Saints (2001-02) and Kansas City Chiefs (2000).

In his only season with Carolina in 2019, Hostler helped lead the Panthers receiving group to top-10 finishes in re-

ceiving yards (10th, 4,134), receptions (T-7th, 382), receptions per game (T-7th, 23.9) and receiving yards per game (10th, 258.4).

In 2018, Hostler served as the passing game coordinator for the Green Bay Packers. The Packers ranked sixth in the NFL with 4,629 receiving yards and seventh with 392 receptions. Green Bay's Davante Adams was second in the NFL with 13 receiving touchdowns and seventh with 1,386 receiving yards.

Prior to Green Bay, Hostler spent three seasons with the Indianapolis Colts, first as wide receivers coach (2015) and then as tight ends coach (2016-17). During his time in Indianapolis, Hostler tutored tight end Jack Doyle, who caught 139 passes for 1,274 yards and nine touchdowns between 2016-17. His 139 receptions over those two seasons were tied for fourth in the league among tight ends, while his 80 receptions in 2017 were the second most by a tight end in Colts history.

In 2015, Hostler coached the wide receivers for Indianapolis, helping guide T.Y. Hilton to his second career Pro Bowl selection as he became just the third player in team history to register three straight 1,000-yard receiving seasons.

Hostler spent the 2014 campaign with the Buffalo Bills, serving as a senior offensive assistant. During that season, wide receiver Sammy Watkins set team single-season rookie records for receptions (65) and receiving yards (982), and the Bills had three different players (Watkins, Robert Woods, Fred Jackson) post at least 50 catches each for the first time in franchise history.

Prior to Buffalo, Hostler spent six seasons (2008-13) with the Baltimore Ravens as wide receivers coach, where he oversaw a receiving corps that played an integral role in the team's Super Bowl XLVII win. During the 2012 campaign, Baltimore's wideouts helped contribute to the team's 3,996 receiving yards, the second most in a season in franchise history to that point.

Hostler spent the 2005-07 seasons with the San Francisco 49ers, serving as quarterbacks coach for his first two years and offensive coordinator for his final season. Prior to San Francisco, Hostler spent two seasons with the New York Jets, coaching quarterbacks in 2003 and wide receivers in 2004.

Hostler spent the previous two seasons (2001-02) with the New Orleans Saints, serving as offensive assistant/quality control in his first season and as the assistant wide receivers coach in his second season. Hostler began his NFL coaching career with the Kansas City Chiefs in 2000 as offensive assistant/quality control.

Before joining the NFL coaching ranks, Hostler spent 10 seasons coaching at the college level, including nine seasons (1990-92, 1994-99) in a variety of roles at Indiana University of Pennsylvania. In between stints at IUP, Hostler spent the 1993 season as offensive coordinator at Juniata College.

A four-year letterman and two-time Pennsylvania State Athletic Conference all-conference selection, Hostler was a standout cornerback at IUP from 1986-89. During his collegiate playing career, he helped the Indians capture two conference titles and make three trips to the PSAC Division II playoffs. He earned a bachelor's degree in criminology from IUP in 1989. Born in Pittsburgh, Pa., Hostler attended Bethel Park High School in Pittsburgh. He and his wife, Jen, have three sons, Clint, Grant and Cooper, and a daughter, Attie.



BEN JACOBS
ASST. SPECIAL TEAMS

2ND NFL SEASON
1ST WITH WASHINGTON

STAFF BIOS

2006-10:	Linebacker	Fresno State
2011-12:	Linebacker	Cleveland Browns
2013-18:	Linebacker	Carolina Panthers
2019:	Assistant Special Teams	Carolina Panthers
2018-Pres.	Assistant Special Teams	Washington

Jacobs is entering his second NFL season and his first as Washington's assistant special teams coach in 2020 after joining the Carolina Panthers in 2019. A former NFL linebacker, Jacobs spent eight seasons as a key contributor on all four phases of special teams, recording 31 special teams tackles and eight tackles on defense in 73 career games played.

Jacobs led or tied for the team high in special teams tackles in two of his seasons (2014 and 2018) with Carolina and helped the Panthers win the NFC Championship and advance to Super Bowl 50 during the 2015 season.

In 2017, Jacobs played a significant role on a coverage unit that finished eighth in opponents' punt return average, allowing just 5.9 yards per return. In 2016, Jacobs was part of a kickoff coverage unit that allowed a league-low 18.1 yards per kickoff return and finished fifth in the NFL with an opponents' average drive start of the 23.7-yard line.

Jacobs entered the NFL in 2011 with the Cleveland Browns as an undrafted free agent out of Fresno State.



RANDY JORDAN
RUNNING BACKS

17TH NFL SEASON
7TH WITH WASHINGTON

1989-92	Running Back	North Carolina
1993	Running Back	Los Angeles Raiders
1995-97	Running Back	Jacksonville Jaguars
1998-2002	Running Back	Oakland Raiders
2003	Special Teams Assistant	Oakland Raiders
2004-07	Running Backs Coach	Nebraska
2008-11	Running Backs Coach	Texas A&M
2012-13	Running Backs Coach	North Carolina
2014-Pres.	Running Backs Coach	Washington

Randy Jordan enters his seventh season as Washington's running back coach in 2020 after initially being named to the position on January 26, 2014.

A nine-year NFL veteran as a player from 1993-2002, Jordan appeared in 122 career games with the Raiders and Jaguars. He was the recipient of the NFL Unsung Hero Award and the Ed Block Courage Award in 2001 and served as special teams captain for the Raiders' AFC Championship team in 2002.

In 2019, Jordan directed a group of running backs that included veterans Adrian Peterson and Chris Thompson. Peterson finished this season with 1,040 scrimmage yards, his 10th season with 1,000+ yards from scrimmage. He is tied for seventh all-time in NFL history for most seasons with 1,000 yards from scrimmage [Curtis Martin, Walter Payton, Barry Sanders, Randy Moss].

Peterson rushed for five touchdowns last season and now has 111 career rushing touchdowns, giving him sole possession of fourth place in NFL history. He also had 211 carries, becoming the sixth player in NFL history to tally 200 or more carries at 34 years or older.

Thompson paced the Washington backs with 42 receptions for 378 yards including two seven-reception games in weeks one and 14. His 42 receptions moved him into third

place in Washington franchise history with 212 total receptions.

In 2018, Jordan guided a group that ranked fourth in the NFL in rushing on second down and was a key factor in the offense finishing seventh in the league in 3rd-and-1 conversion rate. He was also instrumental in running back Adrian Peterson having his best season since 2015. Peterson finished the season ranked fifth in rushing attempts (251), eighth in rushing yards (1,042) and third in fourth quarter rushing yards (332). Peterson also had the longest touchdown run of his career with a 90 yarder against the Philadelphia Eagles on Monday Night Football in Week 13.

In 2017, Jordan oversaw a group that was ravaged by injury, as his coaching acumen was called upon to prepare eight different running backs for game action, tied with Arizona for the most in the NFL. The group was particularly efficient as receivers out of the backfield, accounting for 885 receiving yards, the fourth-most in the NFL [Saints, 1,254; Patriots, 957; Browns, 923] and the most by a group of Redskins running backs since 2000 (1,127).

Jordan also presided over a breakout 2017 campaign for Chris Thompson, who led the Redskins in both rushing and receiving yards prior to suffering a season-ending injury in Week 11. Thompson recorded only the sixth season in franchise history with at least 275 rushing yards and at least 500 receiving yards and was one of six NFL players to accomplish the feat in 2017 (Todd Gurley II, Le'Veon Bell, Alvin Kamara, Christian McCaffrey and Duke Johnson Jr.), though Thompson accomplished the feat in 10 games while the other five players all appeared in at least 15 contests.

Jordan's hard-nosed approach to the position was evident in the team's running backs in 2016, a year in which the Redskins gained 1,058 of their rushing yards after contact, second-most in the NFL. Jordan oversaw the development of rookie free agent Rob Kelley, who ascended to the starting role mid-year and finished the season as the team's leader in rushing attempts (168), rushing yards (704) and rushing touchdowns (six). Jordan also helped Chris Thompson become the first member of Washington to record at least 325 rushing yards and 325 receiving yards in a single season since Roy Helu Jr. in 2011, all while serving as a critical component in pass protection to the team's record-setting aerial attack despite standing 5-foot-8 and 195 pounds.

In 2015, Jordan oversaw a rotating stable of backs that included workhorse Alfred Morris (202 carries for 751 yards with one touchdown), third-round pick Matt Jones (144 carries for 490 yards with three touchdowns) and Thompson (gained 6.2 yards per carry on 35 attempts). The group also contributed heavily in pass protection, helping the Redskins decrease their sack total from 58 in 2014 to 27 in 2015.

In his first season in Washington in 2014, Jordan helped Morris earn his second consecutive Pro Bowl berth, making Morris the first Redskins running back selected to consecutive Pro Bowls since Stephen Davis in 1999-2000. Morris joined Davis as the only backs in team history to record three consecutive 1,000-yard rushing seasons. Jordan's work was also evident in the play of fullback Darrel Young, who matched his career highs in rushing touchdowns (three) and receiving touchdowns (two) en route to a career-high five total touchdowns in 2014.

Before joining Washington, Jordan spent two years as the running backs coach at his alma mater, North Carolina. In his first season with UNC in 2012, Jordan's Tar Heels averaged 193.8 rushing yards per game, third-most in the Atlantic Coast Conference and the program's highest average since 1994. That season, he tutored tailback Giovani Bernard to one of the best seasons in UNC history, helping Bernard average 122.8 rushing yards per game, most in the ACC and 11th in the nation.

Jordan coached running backs at Texas A&M for four seasons from 2008-11. In 2011, the Aggies averaged 199.1 rush-

STAFF BIOS

ing yards per game, fourth-most in the Big 12 Conference, and had two different backs – Cyrus Gray and Christine Michael – finish among the top five in the conference in rushing yards per game.

Jordan left for AggieLand from the University of Nebraska where he served as the running backs coach for the Cornhuskers from 2004-07. Jordan helped shape the I-back position, coaching two 1,000-yard rushers in Cody Ross in 2004 and Marlon Lucky in 2007. He oversaw a committee of backs in 2006 that produced nearly 2,400 rushing yards and 26 rushing touchdowns, as an improved effort on the ground helped NU move from 107th in 2005 to 23rd nationally in rushing offense in 2006.

Jordan began his coaching career with the Oakland Raiders as a special teams assistant midway through the 2003 season. He played nine years in the NFL as a running back, playing in 122 career games from 1993 through 2002. He began his career with the Los Angeles Raiders before joining the expansion Jacksonville Jaguars in 1995 and playing three seasons. Jordan holds the distinction of scoring the very first touchdown for the Jacksonville club, a 71-yard reception against Cincinnati in 1995.

After the 1997 season, Jordan rejoined the Raiders' organization where he played five more seasons. In 1998, Jordan rushed for 159 yards for the Raiders. He had a career-high 213 yards rushing and three touchdowns in helping the Raiders reach the AFC Championship Game in 2000. He also caught 27 passes for 299 yards and a touchdown that same season.

Jordan finished his career with 574 yards rushing and seven touchdowns, while making 58 catches for 596 yards and two touchdowns. Jordan was also a standout special teams player. He finished his career with 801 yards on 38 career kick returns, including a season best of 553 yards on 26 returns for Jacksonville in 1996. He also recorded 64 career tackles on special teams.

Jordan played for the University of North Carolina under coach Mack Brown from 1989-92. He earned three letters for the Tar Heels rushing for 1,134 yards and nine touchdowns in his career, including 618 yards and seven touchdowns in 1991.

Jordan earned his bachelor's degree in speech communication from North Carolina in 1993. He was born in Manson, N.C. Jordan and his wife, Romonda, have a daughter, Raven – a volleyball player at the University at Buffalo – and two sons, Jalen and Justin.



PAUL KELLY
DIRECTOR OF FOOTBALL
OPERATIONS

22ND NFL SEASON
11TH WITH WASHINGTON

Paul Kelly enters his 22nd NFL season and his 11th as Washington's Director of Football Operations in 2020. Kelly, who was named to the post on February 16, 2010, works directly with Head Coach Ron Rivera and is responsible for coordinating the team's daily operations, including all travel and accommodations for home and away games, managing all football department budgets, coordinating training camp logistics and managing the year-round football schedule.

Additionally, Kelly serves as the coaching staff's liaison on all matters relating to the athletic training, equipment, video and the public relations departments, serving as the point of communication in administering every Washington practice and team function, including all mini-camps, OTA days and training camp.

Kelly previously spent five seasons with the Tampa Bay Buccaneers (2004-08) and six seasons with the Oakland Raiders (1998-2003). He spent the 2009 season assisting the broadcast team of ESPN's Monday Night Football.

In his five seasons with the Buccaneers, Kelly worked directly with Head Coach Jon Gruden in organizing football operations for the club and directed many of the day-to-day operations of the team. During Kelly's five seasons as a member of the Buccaneers' staff, the Buccaneers captured NFC South titles in 2005 and 2007.

Kelly spent six seasons (1998-2003) as an assistant on the Oakland Raiders coaching staff, which included three consecutive Division Championships (2000, 2001 & 2002). In 2002, he helped Head Coach Bill Callahan guide Oakland to its first Super Bowl appearance in 19 years as the Raiders represented the AFC in Super Bowl XXXVII.

Kelly graduated with a bachelor's degree in business administration with an emphasis in new ventures and small business management from California State University Hayward in 1990. Prior to joining the Raiders, he owned and managed his own San Francisco Bay Area-based businesses.

Kelly and his wife, Catherine, have three children. His oldest son, Colin, is a lieutenant in the United States Army. His daughter, Lauren, is a student and women's soccer player at William & Mary. His youngest son, Hunter, is a student at George Mason and a batboy for the Washington Nationals.



JENNIFER KING
FULL-YEAR COACHING INTERN

3RD NFL SEASON
1ST WITH WASHINGTON

2018	Intern Wide Receivers Coach	Carolina Panthers
2018-19	Asst. WR's & Special Teams	Arizona Hotshots
2019	Intern Running Backs Coach	Carolina Panthers
2019	Offensive Assistant	Dartmouth College
2020	Full-Year Coaching Intern	Washington

Jennifer King enters her first full season coaching in the NFL and her first as Washington's full-year coaching intern in 2020. In her role, King will work with the offensive staff throughout the course of the offseason, training camp and regular season and will specifically assist Randy Jordan with the running backs.

King comes to Washington having coached in the National Football League, the Alliance of American Football and in the college ranks.

King was most recently an offensive assistant with Dartmouth College. She primarily worked with the wide receivers and created defensive scouting reports and secondary specific scouting reports for the wide receivers. Dartmouth finished the 2019 season 9-1 and captured the Ivy League Championship. The team averaged 33.3 points per game and averaged 382.4 yards per game.

King interned for the Carolina Panthers during the offseason in 2018 and 2019. In 2018, she was an intern wide receivers coach and assisted Lance Taylor with on-field development drills and in position meetings. She assisted with the creation of scouting scheme cards for the opposing defense and charted practice and in-game player participation and defensive schemes. In 2019, she returned to the Panthers in the role of intern running backs coach and worked with the running backs in organized team activities, mandatory mini camp and training camp. She worked one-on-one with rookies on playbook proficiencies and individual skill development along with analyzing drill efficiency and drill concepts.

STAFF BIOS

She worked with the Panthers running backs, including Pro Bowl running back Christian McCaffrey.

In between her two internships with the Panthers, King was an assistant wide receiver coach and special teams assistant for the Arizona Hotshots of the Alliance of American Football. The Hotshots were 5-3 and tied for first place in the AAF Western Conference before the league disbanded. At the time of the league being dissolved, the Hotshots ranked No. 2 in yards per game [343.9] and points per game [23.2].

King has participated in NFL coaching clinics from 2015-18 and also took part in the NFL Women's Career in Football Forum in January of 2018. The forum was a highly selective two-day event which connected qualified female candidates for positions in football as coaches, officials, scouts and athletic trainers.

King also has experience as a player. She was a seven-time All American quarterback and wide receiver for the Carolina Phoenix women's tackle football team from 2006-17. In 2018 she played wide receiver and defensive back for the New York Sharks women's tackle football team and captured the 2018 WFA National Championship. Most recently, King played wide receiver and safety in the District for the D.C. Divas women's tackle football team in 2019.

King also has experience coaching women's basketball. She was the Head Coach of Johnson & Wales University Charlotte from 2016-18. During King's tenure the team had an 37-10 record and they captured the USCAA Division II National Championship in 2018. She was named the USCAA Division II National Coach of the Year in 2018. King also was an assistant coach on the Greensboro College women's basketball staff from 2006-16. During King's 10 years with the team, they went 136-54, won five conference titles and appeared in the NCAA tournament five times.

King holds a masters of science in sports administration from Liberty University and holds a bachelor of science in sports management from Guilford College. She was a member of the Guilford College women's basketball and softball team's from 2002-06.



KAVAN LATHAM
ASST. STRENGTH &
CONDITIONING

8TH NFL SEASON
5TH WITH WASHINGTON

2007-10	Defensive Tackle	College of New Jersey
2011-12	Assistant Coach	College of New Jersey
2011	Strength & Conditioning Intern	Rutgers
2012	Strength & Conditioning Intern	St. Joseph's
2012	Strength & Conditioning Intern	Temple
2013	Strength & Conditioning Intern	Washington Redskins
2014	Strength & Conditioning Intern	New York Jets
2015-16	Asst. Strength & Conditioning	New York Jets
2017-Pres.	Asst. Strength & Conditioning	Washington

Kavan Latham enters his eighth NFL season and fifth season with Washington strength and conditioning staff in 2020.

Latham returned to Washington as an assistant strength and conditioning coach on January 23, 2017, after previously serving as a strength and conditioning intern for the team in 2013.

Before returning to Washington, Latham spent three seasons with the New York Jets, first serving as a strength and conditioning intern in 2014. He was then hired as an assistant strength and conditioning coach during Todd Bowles' first season in New York, a 10-6 campaign in 2015.

Latham is a Certified Strength & Conditioning Specialist (CSCS) and USA Weightlifting Level 1 Sports Performance Coach (USAW). He also holds Precision Nutrition Level 1 (Pn1) and Fascial Stretch Therapy Level 1 (FST1) certifications.

Prior to entering the NFL, Latham completed strength and conditioning internships at Rutgers (2011), St. Joseph's (2012) and Temple (2012). In addition, he contributed as an assistant coach at his alma mater, The College of New Jersey, during those two years.

In addition to playing four years as a defensive tackle at The College of New Jersey from 2007-10, Latham also competed in the discus, hammer throw and shot put during his college career. He earned his bachelor's degree in health and exercise science.

He married his wife, Sara, in March 2018.



JOHN MATSKO
OFFENSIVE LINE

29TH NFL SEASON
1ST WITH WASHINGTON

1970-72:	Fullback	Kent State
1973:	Student Assistant	Kent State
1974-75:	Graduate Assistant	Miami
1977:	Offensive Line Coach	Miami
1978-84:	Offensive Coord./OL	North Carolina
1985:	Offensive Line Coach	Navy
1986:	Offensive Line Coach	Arizona
1987-88:	Offensive Line Coach	USC
1989-91:	Offensive Coord./OL	USC
1992-93:	Offensive Line Coach	Phoenix Cardinals
1994-96:	Offensive Line Coach	New Orleans Saints
1997-98:	Offensive Line Coach	New York Giants
1999-05:	Offensive Line Coach	St. Louis Rams
2006-07:	Offensive Line Coach	Kansas City Chiefs
2008-11:	Offensive Line Coach	Baltimore Ravens
2011-15:	Offensive Line Coach	Carolina Panthers
2016-19:	Running Game Coordinator	Carolina Panthers
2020-pres.:	Offensive Line	Washington

John Matsko enters his 29th season coaching in the NFL and his first as Washington's offensive line coach in 2020.

Matsko brings nearly three decades of NFL coaching experience, two Super Bowl appearances and a Super Bowl Championship to Washington. Matsko's career includes coaching roles with the Carolina Panthers (2011-19), Baltimore Ravens (2008-11), Kansas City Chiefs (2006-07), St. Louis Rams (1999-05), New York Giants (1997-98), New Orleans Saints (1994-96) and Phoenix Cardinals (1992-93).

Matsko, who was promoted from offensive line coach to running game coordinator by the Panthers in 2016, spent all nine seasons of his Panthers career under current Washington head coach Ron Rivera. A pivotal part of the Panthers run game, Matsko led Carolina to 30 consecutive regular season games with at least 100 rushing yards from Week 6 of 2014 to Week 3 of 2016, the longest streak in the NFL since Pittsburgh tallied 43 from 1974-77. Four of the top six seasons in rushing average in franchise history have come in the last eight years under Matsko. He also helped lead the Panthers offensive line to an NFC Championship and a trip to Super Bowl 50.

Last season, Carolina's running game had top-six finishes in average yards per carry (6th, 4.71) and rushing touchdowns (T-4th, 20). Running back Christian McCaffrey tallied his second-consecutive season with at least 1,000 rushing

STAFF BIOS

yards. In 2018, Carolina topped the NFL in rushing yards per attempt with a 5.1-yard average, while finishing fourth in total rushing yards (2,136). In Week 3, Matsko's line cleared running lanes for McCaffrey to record 184 rushing yards, the fourth-highest rushing output in Panthers history. Left guard Trai Turner earned Pro Bowl honors for the fourth consecutive season.

The Panthers ranked fourth in the NFL in rushing in 2017, averaging 131.4 rushing yards per game. Led by quarterback Cam Newton who rushed for a career-best 754 rushing yards, along with Jonathan Stewart (680 yards) and McCaffrey (435), the Panthers were the only team in the NFL with three players rushing for more than 400 yards. Left guard Andrew Norwell earned AP All-Pro First Team honors, while right tackle Daryl Williams earned Second Team honors. Turner was named to the Pro Bowl for the third consecutive season.

Under Matsko's guidance in 2015, the offensive line played a prominent role for the NFL's top-scoring offense and second-best rushing offense, helping the Panthers win the NFC Championship and advance to Super Bowl 50. Ryan Kalil was named to the Pro Bowl for the fifth time and added All-Pro recognition, and Turner earned his first career Pro Bowl selection. From 2011-2014, Matsko stabilized a line that won two NFC South Championships.

From 2008-10, Matsko helped the Baltimore Ravens rank in the top five in the NFL in rushing twice. Prior to joining Baltimore, Matsko served as offensive line coach of the Kansas City Chiefs from 2006-07. In 2006, the offensive line helped the Chiefs rank ninth in the NFL in rushing and compile a team-record 11 100-yard rushing games. Under Matsko's guidance, guards Will Shields and Brian Waters earned Pro Bowl recognition.

From 1999-2005, Matsko served as the offensive line coach for the St. Louis Rams. The Rams led the league in total offense for three consecutive years from 1999-2001, including a record 5,232 yards in 2000, and won Super Bowl XXXIV. He played an instrumental role in the development of two Pro Bowlers - tackle Orlando Pace and guard Adam Timmerman.

Matsko began his NFL coaching career as offensive line coach of the Phoenix Cardinals in 1992 and served in that capacity for two seasons. In 1993, the line opened holes for the Cardinals to have their first 1,000-yard rusher since 1985. He then moved to New Orleans in 1994 and coached three seasons with the Saints. Under Matsko's tutelage, tackle Willie Roaf made three Pro Bowls, and the Saints rated third in the league for fewest sacks allowed in 1996. Following his stint with New Orleans, Matsko assumed the same role from 1997-98 with the New York Giants, where they improved both their pass protection and run blocking. The Giants allowed 24 fewer sacks and jumped from 19th to seventh in the NFL in rushing in 1997 compared to 1996.

Prior to joining the NFL, Matsko spent 17 years on the college level. He worked as a graduate assistant at Miami (Ohio) from 1974-75 and returned as offensive line coach in 1977 after being the head coach at Danbury High School in Lakeside-Marblehead, Ohio, in 1976. Matsko served as offensive coordinator and offensive line coach at North Carolina from 1978-84 prior to stops as offensive line coach at Navy in 1985 and Arizona in 1986. He joined Southern California as offensive line coach in 1987 and was promoted to offensive coordinator in 1989 for his final three seasons with the Trojans.

Matsko played fullback at Kent State and lettered three years from 1970-72. He graduated with a bachelor's degree in business education in 1973 and later earned a master's degree in education from Miami (Ohio) in 1976.

Matsko and his wife, Kim, have four children: two daughters, Marie and Liz, and two sons, John and Michael. Marie is married to Roque Jiminez and the couple has three children:

Jackie, Lucas and Emily. Liz is married to Scott Munter and the couple has three children: Brooklyn, Zachary and J.D. Michael is married to Ariel Scoggins with sons, Noah and Leo. John is married to Casey Cunningham with two daughters, Ella and Sayler.



SAM MILLS III
DEFENSIVE LINE

16TH NFL SEASON
1ST WITH WASHINGTON

1997-99	Defensive Back	Montclair State
2005	Defensive Assistant	Carolina Panthers
2006-10	Defensive Quality Control	Carolina Panthers
2011-17	Asst. Defensive Line	Carolina Panthers
2018	Defensive Line	Carolina Panthers
2019	Defensive Line/Game Mgmt.	Carolina Panthers
2020-pres.	Defensive Line	Washington

Sam Mills III enters his 16th season in the NFL and his first as Washington's defensive line coach in 2020.

Mills joins Washington after serving in a variety of roles with the Carolina Panthers from 2005-19, including defensive line coach during the 2018 season after serving as assistant defensive line coach over the previous eight seasons. In 2019, Mills served as the defensive line coach as well as assuming game management responsibilities, assisting head coach Ron Rivera with clock management, replay challenges and other situational football analysis.

In 2019, Mills coached a Panthers defensive line that helped contribute to the defense finishing the season second in the NFL in sacks totaling 53 sacks. The defense also finished second in the league in sacks per pass attempt with one sack per 9.74 opponent pass attempts. Defensive tackle Vernon Butler finished the season tied for seventh in the NFL among defensive tackles in sacks with six total sacks.

In 2018, four of the top eight sack artists in franchise history were on the roster. All-time Panthers sack leader Julius Peppers tallied five sacks on the season, bringing his career total to 159.5 sacks, fourth most all-time in NFL history. Defensive tackle Kawann Short tallied 50 tackles, 22 quarterback pressures and three sacks on the season, earning Pro Bowl honors for the second time in his career.

In 2017, the defensive line helped the Panthers record 50 sacks, ranking third in the NFL and fourth in franchise history. Peppers and Mario Addison led the team with 11.0 sacks each, the fifth pair of teammates with double-digit sacks in a season in franchise history. The line also helped the Panthers rank

third in the league in rushing defense, giving up just 88.1 rushing yards a game, the second fewest in franchise history.

In 2016, Mills helped tutor a defensive line that produced 35 of the team's 47 sacks, which ranked second in the NFL. Addison produced a then-career-high 9.5 sacks, and defensive tackles Short and Star Lotulelei combined for 10 sacks, tied for the fifth most sacks by a pair of defensive tackles in the NFL.

In 2015, Mills assisted a unit that was a linchpin for a defense that helped the Panthers reach Super Bowl 50. Carolina's defensive line recorded 33.5 of the team's 44 sacks. The unit contributed to a defense that ranked sixth in the

STAFF BIOS

NFL in total defense, the fourth consecutive season the team fielded a top10 defense, and also helped Carolina rank fourth in the NFL in rushing defense.

Short enjoyed a breakout performance, tying for eighth in the NFL with 11 sacks - which tied for the most among defensive tackles. Defensive end Kony Ealy contributed five sacks and tied an NFL record with three sacks in the Super Bowl. Charles Johnson, slowed by injuries in the middle of the season, returned for the postseason to notch three sacks for the NFC champions. In all, 10 different defensive linemen notched at least one sack for the Panthers.

In 2014, Mills assisted a defense that finished 10th in the NFL in total defense. The defensive line totaled 32.5 of the team's 40 sacks, including a team-leading 8.5 by Johnson and four by Ealy, who earned all-rookie honors. In Carolina's 27-16 NFC Wild Card victory over Arizona, the defensive line gathered four sacks to help limit the Cardinals to an NFL postseason record low 78 total net yards.

During the 2013 season, Mills aided a unit that helped the Panthers lead the NFL with 60 sacks, including a team-record nine at Atlanta, and rank second in total defense, second in rushing defense and sixth in passing defense. Defensive end Greg Hardy tied a team record with 15 sacks to earn Pro Bowl and second-team All-Pro honors, while Johnson posted 11 sacks to become the first player in team history with at least nine sacks in four consecutive seasons. Mills also played a key part in the development of all-rookie defensive tackles Lotulelei and Short.

In 2012, Mills worked with a line that was responsible for 37 of Carolina's 39 sacks. Johnson led the team with 12.5, and Hardy posted 11 as they became the first Panthers tandem to record double-digit sacks since 2002.

Prior to the 2011 season, Mills added assistant defensive line coach to his title along with serving as Carolina's defensive quality control coach, though he actually had been working with the defensive line since 2006. He assisted a line that accounted for 25.5 of the team's 31 sacks. Johnson paced the team with nine sacks, and young players received valuable experience as three rookies started games at defensive tackle.

After spending the 2005 season in a dual role as a strength and conditioning and defensive assistant, Mills was promoted to defensive quality control coach in 2006.

Mills' father, Sam, played and coached for the Carolina Panthers and is the only Panthers player to have his number retired. He is also the only player inducted into the team's Hall of Honor. When his father played for the Panthers, Mills worked as a ball boy at training camp and later in the equipment room before joining the strength and conditioning program.

Mills followed in his father's footsteps by playing at Montclair (N.J.) State, where the elder Mills was an NCAA Division II All-America at linebacker. He started 20 games in two seasons at defensive back for the Red Hawks and totaled 71 tackles, two interceptions, 14 passes defended, three forced fumbles and one fumble recovery.

Mills has been a member of the coaching staff for the East-West Shrine Game five times and served as head coach of the East team in 2018.



BRETT NENABER
DIRECTOR OF PLAYER
PERFORMANCE

8TH NFL SEASON
1ST WITH WASHINGTON

Nenaber is entering his eighth season as an NFL athletic performance professional after serving in a variety of roles with the Carolina Panthers, including athletic performance analyst (2015-19), assistant strength and conditioning coach (2014-15) and strength and conditioning intern (2013-14).

Prior to working in the NFL, Nenaber spent two years with Arizona State University, serving as a graduate assistant strength and conditioning coach (2010-12). He also spent time with the Red Bull Racing Team, serving as a pit crew member for two years (2008-09).

Nenaber received his bachelor's and master's degrees from Arizona State University, majoring in Interdisciplinary studies and Exercise and Wellness respectively.



VINCENT RIVERA
DEFENSIVE QUALITY CONTROL

3RD NFL SEASON
1ST WITH WASHINGTON

2012-13	Running Back	University of San Diego
2015-16	Running Back/Receiver	University of California-Berkeley
2017	Football Operations Intern	Carolina Panthers
2018-19	Defensive Quality Control	Carolina Panthers
2020-pres.	Defensive Quality Control	Washington

Vincent Rivera enters his third NFL season and first as Washington's defensive quality control coach in 2020.

Rivera joins the Redskins after spending two seasons with the Carolina Panthers as a defensive quality control coach. In his role, Rivera breaks down game film, analyzes opponent tendencies and assists in the preparation of the defensive game plan.

In 2018, Rivera spent his time primarily with the defensive backs, helping coach a unit that featured two young cornerbacks in James Bradberry and Donte Jackson in the starting lineup. Jackson led the Panthers with four interceptions in 2018, the second most by a rookie in franchise history. Bradberry led the team with 20 passes defended.

Rivera also worked as a football operations intern for the Panthers during the 2017 season.

Rivera began his collegiate career at the University of San Diego, redshirting in 2012 and seeing action at running back in 2013 before transferring to the University of California-Berkeley. After sitting out the 2014 season, Rivera played two seasons (2015-16) at Cal, seeing action at running back, wide receiver and on special teams. He finished his career at Cal with 44 catches for 487 yards and four touchdowns. Rivera graduated with a degree in film and media studies.

Rivera is the nephew of Redskins head coach, Ron Rivera.

STAFF BIOS



RICHARD RODGERS
ASSISTANT DEFENSIVE BACKS

32ND NFL SEASON
1ST WITH WASHINGTON

1980-83	Defensive Back	California
1987	Linebacker/Wide Receiver	Chicago Bruisers (AFL)
1987	DB/Wide receiver	Denver Dynamite (AFL)
1988	Linebacker/Wide Receiver	LA Cobras (AFL)
1992	Linebacker/Wide Receiver	Sacramento Attack(AFL)
1989-94	Assistant	Diablo Valley CC
1995-96	Secondary & Special Teams	Asst. San Jose State
1997-2000	Secondary & Special Teams	Portland State
2001-04	Secondary	New Mexico State
2005-11	Defensive Coord./Secondary	Holy Cross
2012	Special Teams Assistant	Carolina Panthers
2012-14	Special Teams Coordinator	Carolina Panthers
2015-17	Asst. DBs/Safeties	Carolina Panthers
2018	Secondary	Carolina Panthers
2019	Safeties	Carolina Panthers
2020-Pres.	Asst. Defensive Backs	Washington Redskins

Entering his 32nd year in the coaching profession and his ninth in the NFL, Richard Rodgers enters his first year with Washington in 2020 as the team's assistant defensive backs coach.

Rodgers joins Washington after serving in a variety of roles with the Carolina Panthers from 2012-19. In 2019, he served as the safeties coach where he coached safety duo Eric Reid and Tre Boston. Reid is one-of-four players in the NFL this season with at least 110 tackles and four sacks on the year. He finished the season second on the team with 129 tackles. He has also tallied six passes defended and two fumble recoveries. Boston ranks fourth on the team with 68 tackles and has also recorded three interceptions and 11 passes defended.

In 2018, he served as the secondary coach after three seasons as the assistant defensive backs/safeties coach. The secondary featured two young cornerbacks in the starting lineup, James Bradberry and rookie Donte Jackson. Jackson led the Panthers with four interceptions, the second most by a rookie in franchise history and Bradberry led the team with a career-high 20 passes defended.

The 2017 season saw the addition of veteran safety Mike Adams to the secondary. He recorded two interceptions and two fumble recoveries. In the season's final nine weeks, the Panthers tallied nine interceptions, including seven from the secondary. Those picks helped Carolina rank third in the NFL with a plus-eight turnover differential over that period.

In 2016, Rodgers worked with a position group that helped the Panthers tie for the NFC lead with 17 interceptions. Safety Kurt Coleman led the team in interceptions (four) for the second consecutive season, ranking fifth in the NFL among safeties with four picks.

Rodgers returned to his roots as assistant defensive backs coach for Carolina in 2015, after he had previously gained experience as a secondary coach for 11 years on the college level before entering the NFL. In 2015, Rodgers assisted a group that helped the Panthers rank sixth in the NFL in total defense and win the NFC Championship. Carolina limited opposing quarterbacks to an NFL-low 73.5 passer rating and paced the NFL in interceptions (24), total takeaways (39) and turnover differential (plus-20). Including the postseason, seven different defensive backs recorded interceptions for the Panthers. Coleman finished third in the NFL with seven interceptions, and cornerback Josh Norman earned All Pro and Pro Bowl honors.

Rodgers came to Carolina in 2012 as special teams assistant and took over as special teams coordinator for the final seven games, a position he held through the 2014 season.

In his first full season as the Panthers' special teams coordinator in 2013, Rodgers oversaw a unit that featured record-setting performances from kicker Graham Gano, punter Brad Nortman and kick returner Ted Ginn, Jr., while long snapper J.J. Jansen made the Pro Bowl.

Rodgers aided Gano in converting 24-of-27 field goal attempts, including a team-record and NFL-leading six makes from 50 yards or more, and topping the league with a 79.7 touchback percentage on kickoffs – then the best mark in the league since 1992. Rodgers helped Nortman set then-team records with a gross average of 47.8 yards and net average of 41.6 yards, ranking fourth and fifth in the NFL, respectively. Ginn set a franchise record and ranked sixth in the NFL with a 12.2-yard punt return average.

During the last seven games of the 2012 season, Rodgers had a positive effect on special teams play, helping the Panthers improve from 31st to 14th in the NFL in punt return average and from 18th to 10th in punt coverage. Rodgers' units also led the league in opponents' kickoff return average following a 30th place finish in 2011.

Prior to joining Carolina, Rodgers coached collegiately for 23 years. He coached at Holy Cross from 2005-11, spending his last six seasons as defensive coordinator after handling the secondary in 2005. Rodgers developed the Crusaders into one of the top defenses in the Patriot League. Five players from his unit earned All-Patriot League honors in 2009, 2010 and 2011.

From 2001-04, Rodgers tutored the secondary at New Mexico State. During his tenure, the Aggies amassed 45 interceptions while lowering their passing yardage allowed in each of his final three seasons. Previously, Rodgers worked at Portland State from 1997-2000. He oversaw the Vikings' secondary and special teams in addition to serving as the team's strength and conditioning coordinator.

Prior to Portland State, Rodgers had a two-year stint at San Jose State, working with the secondary and special teams from 1995-96. He started his coaching career as an assistant at Diablo Valley Community College from 1989-94.

Rodgers was also exposed to professional football along the way. He participated in the NFL's Minority Internship Program with the Oakland Raiders during training camp in 1996 and was the defensive backs coach for the Scottish Claymores of NFL Europe in 1998.

A two-time second-team All-Pac 10 Conference selection at California, where he was teammates with Panthers head coach Ron Rivera, Rodgers played defensive back and was the Golden Bears' special teams captain for three seasons. He called "The Play" in the huddle to defeat Stanford in 1982. Rodgers was the second and fourth player to handle the ball on the famed five-lateral kickoff return for a touchdown on the final play between the two rivals.

Rodgers then played defensive back and wide receiver for three seasons in the Arena Football League. He appeared in the league's first championship game in 1987, catching a 32-yard touchdown pass for the Denver Dynamite in Arena Bowl I.

He graduated from California with a degree in political science. He has a daughter, Kayla, and four sons, Richard II – a tight end for Washington – Christopher, Noah and Evan, and is married to Sara.

STAFF BIOS



STEVE RUSS
LINEBACKERS

3RD NFL SEASON
1ST WITH WASHINGTON

1991-94	Linebacker	Air Force
1997-00	Linebacker	Denver Broncos
2001-04	Linebackers	Ohio
2005-06	Linebackers	Syracuse
2007	Defensive Coordinator	Syracuse
2008-09	Tight ends/Fullbacks	Wake Forest
2010	Linebackers	Wake Forest
2011	Defensive Backs	Wake Forest
2012-13	Asst. HC/Co-offensive Coord.	Air Force
2014-17	Asst. HC/Defensive Coord.	Air Force
2018-19	Linebackers	Carolina Panthers
2020-Pres.	Linebackers	Washington

Entering his 20th year in the coaching profession and his third in the NFL, Steve Russ enters his first year with Washington in 2020 as the team's linebackers coach. Prior to joining Washington, he served as the linebackers coach for the Carolina Panthers from 2018-19.

In 2019, the Panthers made a switch to the 3-4 defense where Russ headed both the inside and outside linebacker units, working directly with the inside linebacker group and overseeing the outside linebacker group. The inside linebacker group was led by seven-time Pro Bowler and five-time First Team All-Pro selection Luke Kuechly. Kuechly finished fourth in the league with 144 total tackles while Shaq Thompson added 109. Kuechly also added 12 pass defenses, which was tied for the most in the league among linebackers. The Panthers defense finished the 2019 season ranked second in the NFL in sacks totaling 53 sacks. The outside linebacker corps, led by Mario Addison (9.5) and Bruce Irvin (8.5), finished the season with 18 total sacks. First round pick Brian Burns also contributed 7.5 sacks during his rookie campaign.

In his first season coaching the linebackers in 2018, Russ was tasked with coaching a talented group including Luke Kuechly, Thomas Davis and Shaq Thompson. Under Russ' tutelage, Kuechly recorded 130 tackles, eighth most in the NFL according to press box stats, and 20 tackles for loss, a new career high and tied for third in the league. Kuechly earned Pro Bowl honors and was named AP First-Team All Pro. After playing in just 12 games, Davis still finished third on the team with 84 tackles. Thompson finished with career highs in tackles (79) and sacks (3.0).

Prior to joining Carolina, Russ spent six seasons (2012-17) at Air Force as the assistant head coach, including four (2014-17) as the defensive coordinator and defensive backfield coach. Russ served as co defensive coordinator from 2012-13 with responsibilities coaching the inside linebackers (2013) and secondary (2012).

In 2017, the Air Force defense led the Mountain West Conference against the pass, allowing just 171.1 yards per game, a mark that ranked 10th nationally. The unit also ranked second in the conference and 14th in the country in opponent first downs.

In 2016, Russ' defensive unit ranked 10th nationally in rushing defense and 33rd in total defense. He coached defensive back Weston Steelhammer to three first-team all-conference selections, an Academy first, and to a pair of All-American honors in 2016. Steelhammer earned the East-West Shrine Bowl Pat Tillman Award for leadership and

citizenship. He was also one of four finalists – with the other three finalists all being drafted in the first round of the NFL Draft – for the Lott Trophy, which is presented annually to the college football defensive impact player of the year.

In 2014, Russ' first season as the Falcons' sole defensive coordinator, Air Force improved in all four major categories, including a nation-best 15.8 points per game improvement to 24.2 allowed per game, moving 72 spots higher in the national rankings (33rd) than the previous season. The Falcons also improved in rushing, passing and total defense, including a more than 100-yard improvement in rushing defense to 135.6 yards per game. Air Force led the nation by improving from 119th nationally in 2013 to 28th in 2014, a 91-spot jump.

Russ came to Air Force, his alma mater, from Wake Forest where he spent four seasons (2008-11). Russ coached tight ends and fullbacks in his first two seasons before moving to the defensive side of the ball, coaching linebackers in 2010 and the secondary in 2011.

Wake's punt coverage team, which Russ coordinated, led the nation in punt return defense, allowing just nine yards all season in 2008. When he took over the secondary in 2011, the Wake defense showed dramatic improvement.

From 2010 to 2011, the pass efficiency defense improved 56 spots nationally, the third-down defense improved 52 spots and the scoring defense improved 45 spots. In 2011, Russ coached safety Josh Bush to first-team All-ACC and third-team AP All-America honors. Bush was drafted in the sixth round by the New York Jets. Russ coached Merrill Noel, who was named the ACC Defensive Rookie of the Year and was a Freshman All-American by numerous publications as he led the country in pass break-ups. He also coached Tommy Bohanon, a fullback that was drafted in the seventh round of the 2013 Draft by the New York Jets.

Russ also coached at Syracuse (2005-07) where he led linebackers in 2005 and 2006, before being promoted to defensive coordinator in 2007. While at Syracuse, Russ coached linebacker Kelvin Smith, a seventh-round draft pick in 2007 by the Miami Dolphins.

He also coached linebackers as an assistant at Ohio (2001-04), coaching alongside current Panthers defensive coordinator Eric Washington. Russ began his coaching career at Air Force as a graduate assistant strength coach in 1995.

While playing at Air Force, Russ earned second-team All-WAC honors in 1994 and was selected to play in both the Blue-Gray All-Star game and the East-West Shrine game following his senior season. Russ received Air Force's Brian Bullard Award, which is the program's highest honor, in 1994 and was a seventh-round draft pick of the Denver Broncos in the 1995 NFL Draft. He was just the fifth player in Air Force history to be drafted in the NFL.

Following two years of active service in the military, Russ joined the Broncos and spent four seasons (1997-2000) with the team, and he was a part of Denver's 1997 and 1998 Super Bowl Championship teams. He played in 24 career games as a linebacker and on special teams.

Russ is a native of Stetsonville, Wis. He and his wife, Betty, are the parents of a daughter, Mackenzie, and a son, Tyler.



JAKE SANKAL
ASST. STRENGTH &
CONDITIONING/NUTRITIONIST

5TH NFL SEASON
5TH WITH WASHINGTON

Jake Sankal is entering his fifth NFL season with Wash-

STAFF BIOS

ington in 2020 after joining the team as an assistant strength and conditioning coach and team nutritionist during the 2016 offseason.

Prior to joining Washington, Sankal worked as a strength and conditioning coach in the Cleveland Indians organization. His tenure with the organization from 2010-15 included stints with the Mahoning Valley Scrappers [A], Kinston Indians [A], Carolina Mudcats [A] and three seasons with the Akron RubberDucks [AA].

Sankal is a Registered Dietitian and holds certifications with USA Weightlifting and the National Strength and Conditioning Association as a Registered Strength and Conditioning Coach (RSCC) and Certified Strength and Conditioning Specialist (CSCS).

Sankal initially earned his bachelor's degree in history from the College of Wooster, where he played baseball and helped guide the program to the NCAA Division III Tournament in all four seasons of his collegiate career. In addition, he holds a bachelor's degree in dietetics from the University of Northern Colorado and a Master's degree in exercise science from Cleveland State University.

He currently resides in Ashburn, Va., with his wife, Amanda and daughter, Emma.



TODD STORM
OFFENSIVE QUALITY CONTROL

3RD NFL SEASON
1ST WITH WASHINGTON

2010-12	Defensive End	Michigan Tech
2012	Defensive End	Detroit Lions (minicamp)
2013	Defensive End	Cleveland Gladiators
2014	Defensive Line Assistant	Central Michigan
2015-16	Offensive Line Assistant	Central Michigan
2016-19	Offensive Assistant	Carolina Panthers
2020-Pres.	Offensive Quality Control	Washington

Todd Storm is entering his third season coaching in the NFL and his first as Washington's offensive quality control coach in 2020.

Storm spent the 2018-19 seasons with the Carolina Panthers assisting on the offensive side of the ball, specifically working with tight ends and alongside current tight ends coach, Pete Hoener.

From 2014-16, Storm was a graduate assistant at Central Michigan University. In 2014, he worked with the defensive line and transitioned to the offensive line during the 2015-16 seasons.

Prior to his work at CMU, Storm played the 2013 season as a defensive end in the Arena Football League with the Cleveland Gladiators and registered three sacks. In 2012, Storm was invited to the Detroit Lions Rookie Mini Camp.

Storm graduated from Michigan Tech in 2012 with a bachelor's degree in marketing. He also completed his masters in sports administration in 2016 at Central Michigan University.

During his time at Michigan Tech, he played defensive end for the Huskies and was twice named Great Lakes Intercollegiate Athletic Conference Defensive Lineman of the Year. He also received All-Region Honors twice as well as unanimous All-American accolades following his senior campaign.



DREW TERRELL
ASSISTANT WIDE RECEIVERS

3RD NFL SEASON
1ST WITH WASHINGTON

2014	Offensive Graduate Assistant	Virginia Tech
2015-17	Graduate Assistant	Michigan
2018-19	Offensive Quality Control	Carolina Panthers
2020-Pres.	Assistant Wide Receivers	Washington

Drew Terrell enters his third season coaching in the NFL and his first season as Washington's assistant wide receivers coach in 2020.

Terrell served as the Carolina Panthers' quality control coach from 2018-19. In his role, Terrell broke down opponent game film and presented statistical analysis to identify opponent tendencies as well as assisted the offensive coaching staff in game plan preparation.

With his help in 2018, the Panthers totaled 5,972 yards on offense, the second-highest mark in franchise history. Running back Christian McCaffrey set numerous franchise records and earned AP Second-Team All Pro honors while guard Trail Turner was named to his fourth consecutive Pro Bowl.

Terrell joined the Panthers after three seasons (2015-17) at the University of Michigan, where he was an offensive graduate assistant. He worked with the wide receivers and returners his first two seasons, and the cornerbacks and returners in his final season.

At Michigan, Terrell coached two receivers who were selected in the 2017 NFL Draft as Amara Darboh was chosen by Seattle in the third round and Jehu Chesson was chosen by Kansas City in the fourth round.

As an offensive graduate assistant coach at Virginia Tech in 2014, Terrell worked with receivers Cam Phillips and Isaiah Ford, who rank first and second in Virginia Tech's all-time record books in receptions and receiving yards.

Terrell was a four-year letterman at wide receiver and punt returner at Stanford University (2009-12), earning honorable mention All-Pac-12 as a returner three times. He was a part of four consecutive bowl teams with the Cardinal, and was Stanford's leading receiver in 2012, when the team finished with a 12-2 record and won both the Pac-12 championship and the Rose Bowl.



BRENT VIESELMAYER
ASSISTANT DEFENSIVE BACKS/
NICKEL

5TH NFL SEASON
1ST WITH WASHINGTON

1999-06	Defensive Coordinator	Lutheran High School
2007-12	Head Coach	Valor Christian H.S.
2013-14	Defensive Coordinator	Houston Baptist
2015-16	Assistant Linebackers	Oakland Raiders
2017-18	Safeties	Oakland Raiders
2018	Offensive Analyst	Kansas
2019	Head Coach	Santa Margarita Catholic
2020-Pres.	Asst. Defensive Backs/Nickel	Washington

Brent Vieselmeier enters his fifth season coaching in the NFL and his first as Washington's assistant defensive backs/

STAFF BIOS

nickel coach in 2020 after serving in a variety of coaching roles with the Oakland Raiders from 2015-18.

Prior to joining Washington, Vieselmeyer was the head coach for Santa Margarita Catholic High School. Prior to coaching at Santa Margarita, he was an offensive analyst for the University of Kansas in 2018.

In 2016 with Oakland, the linebacking corps was led by veteran linebackers Bruce Irvin, Perry Riley Jr. and Malcolm Smith. The addition of Irvin in free agency made an immediate impact, as Irvin started all 16 games for the first time in his career, generating seven sacks (second most on the team), and tied a franchise record with six forced fumbles, also tying for the NFL lead. Smith recorded a team-high 115 tackles (86 solo), a mark that led the team for the second consecutive season. Riley Jr. joined the team in October and stepped in upon arrival and emerged into a starting role, finishing sixth on the team with 62 tackles (45). Rookie LB Cory James saw significant time in 2016, making five starts and posting 43 stops in his five starts.

In 2015, Vieselmeyer assisted with a linebacker corps that had a significant impact on the Raiders overall defense. With Vieselmeyer's assistance, Smith lead the team with a career-high 143 tackles (98), while finishing second on the team with four sacks.

Vieselmeyer also assisted in the development of rookie linebackers Ben Heeney and Neiron Ball. Heeney emerged as a key contributor on defense late in the season finishing with 39 tackles (28), 2.5 sacks and one forced fumble. Ball emerged as a starter at outside linebacker making nine tackles (four), one sack and one pass defended in his six appearances before having his rookie season cut short due to a knee injury.

From 2013-14, Vieselmeyer served as the co-defensive coordinator at Houston Baptist University. Prior to joining the Huskies, he served as head coach at Valor Christian High School in Highlands Ranch, Colo., beginning in March 2007, where he launched the football program. At Valor Christian, he compiled a 55-12 record, leading the Eagles to four-straight state championships in 2009 (3A), 2010 (4A), 2011 (4A) and 2012 (5A). He was named the Denver Post Colorado Coach of the Year in 2009, 2010 and 2011 and was All Sport Jefferson County Coach of the Year in 2010.

Vieselmeyer began his coaching career at Orange (Calif.) Lutheran High School, where he spent eight years as defensive coordinator. He led the Lancers to a 2006 California state title. They also won the 2004 CIF Southern Section Championship and were finalists in 2000, 2001 and 2003.

During his career, Vieselmeyer has seen 31 of his student-athletes earn college football scholarships.

Vieselmeyer is a native of Wauwatosa, Wis., where he played linebacker at Redlands (Calif.) and Concordia University. He earned a Bachelor of Arts in education from Concordia in 1999 and a Master of Arts in educational administration from the University of Phoenix in 2005. He and his wife, Marnie, have two daughters, Payton and Quinn.

Travelle Wharton enters his 13th season in the NFL including three as a coach and 10 as a player and his first as Washington's assistant offensive line coach in 2020.

He coached with the Carolina Panthers from 2018-19 assisting then-running game coordinator John Matsko.

In 2019, Wharton assisted an offensive line that helped Panthers running back Christian McCaffrey rush for 1,387 yards, third most in the NFL and a career-high 15 rushing touchdowns. It was his second-consecutive season with at least 1,000 rushing yards. Overall in 2019, Wharton assisted a Panthers offense that finished sixth in the NFL in average yards per carry with 4.71.

In Wharton's first season coaching in 2018, he assisted with an offensive line that helped Carolina top the NFL in rushing yards per attempt with a 5.1-yard average, while finishing fourth in total rushing yards (2,136). The Panthers rushing attack recorded 69 rushes that went for 10+ yards, the second most among all teams in 2018 and second most in a single season in team history. Left guard Trai Turner earned Pro Bowl honors for the fourth consecutive season.

Wharton worked with the Panthers prior to the 2017 season in offseason workouts and training camp as part of the NFL Bill Walsh Diversity Coaching Fellowship.

Wharton made his coaching debut with his alma mater, the University of South Carolina, with one season of coaching in 2015. He was initially named offensive quality control coach, but then was promoted to offensive line coach midway through the 2015 season.

Wharton is a veteran of 10 NFL seasons, nine (2004-11, 2013) with the Panthers and one with the Cincinnati Bengals (2012). With the Panthers, Wharton started 111 of 115 regular season games played, the third-highest totals by an offensive lineman in team history.

Wharton anchored the offensive line on Carolina's top three seasons of rushing in franchise history in 2009 (2,498), 2008 (2,437) and 2011 (2,408). Carolina ranked third in the NFL in rushing in all three of those seasons. The Panthers averaged 5.41 yards per carry in 2011, a mark that led the NFL and set a franchise record.

In 2008, Wharton helped protect Panthers quarterback Jake Delhomme as Carolina allowed just 20 sacks, a mark that ranked sixth in the NFL and still stands as the franchise record.

Wharton played in five postseason games, helping the Panthers advance to the playoffs in 2005, 2008 and 2013.

A native of Fountain Inn, S.C., Wharton played collegiately at South Carolina where he was a four-year letterwinner (2000-03) and earned All-SEC recognition in his junior and senior seasons. He also earned Freshman All-America honors and a spot on the All-SEC Freshman team. He was selected in the third round of the 2004 NFL Draft by the Panthers.



TRAVELLE WHARTON
ASSISTANT OFFENSIVE LINE

16TH NFL SEASON
1ST WITH WASHINGTON



KEN ZAMPESE
QUARTERBACKS

22ND NFL SEASON
1ST WITH WASHINGTON

2000-03	Offensive Lineman	University of South Carolina
2004-11	Offensive Lineman	Carolina Panthers
2012	Offensive Lineman	Cincinnati Bengals
2013	Offensive Lineman	Carolina Panthers
2015	Offensive Line	South Carolina
2018-19	Assistant Offensive Line	Carolina Panthers
2020-Pres.	Assistant Offensive Line	Washington

STAFF BIOS

1985-88	Wide Receiver	University of San Diego
1990-91	Graduate Assistant	Southern California
1992-94	Wide Receivers	Northern Arizona
1995	Offensive Coordinator	Northern Arizona
1996-97	QB's/Passing Game Coord.	Miami (Ohio)
1998	Offensive Assistant	Philadelphia Eagles
1999	Offensive Assistant	Green Bay Packers
2000	Offensive Assistant	St. Louis Rams
2001	Wide Receivers Coach	St. Louis Rams
2002	Passing Game Coordinator	St. Louis Rams
2003-15	Quarterbacks	Cincinnati Bengals
2016-17	Offensive Coordinator	Cincinnati Bengals
2018	Quarterbacks	Cleveland Browns
2019	Offensive Coordinator/QB's,	Atlanta Legends
2019	Defensive Analyst	University of Florida
2020-Pres.	Quarterbacks	Washington

Ken Zampese enters his 22nd season coaching in the NFL and his first as Washington's quarterbacks coach in 2020. He has served in a variety of offensive coaching roles with the Cleveland Browns [2018], Cincinnati Bengals [2003-17], St. Louis Rams [2000-02], Green Bay Packers [1999] and Philadelphia Eagles [1998]. In 2019, Zampese was the offensive coordinator/quarterbacks coach for the Atlanta Legends of the Alliance of American Football (AAF).

In 2019, Zampese spent time with the Atlanta Legends of the Alliance of American Football. He served as the teams offensive coordinator/quarterbacks coach and helped lead his quarterback room to a 62.4 completion percentage going 186-298 with five touchdowns and 1,907 yards in eight games. In the fall, he served as a defensive analyst with the University of Florida, assisting defensive coordinator, Todd Grantham. He specifically assisted in breaking down opponent pass protections, leading to the teams 11-sack increase from the previous season.

In 2018, Zampese helped guide Browns rookie quarterback Baker Mayfield to an NFL rookie record 27 passing touchdowns, despite starting just 13 games. His 27 passing touchdowns ranked fifth in a season among all Browns quarterbacks in franchise history. Mayfield also threw for 3,725 passing yards, setting a Browns rookie record and ranking sixth among NFL rookies all-time. Mayfield led all 2018 NFL rookies in passing yards [3,725], passing touchdown [27], completion percentage [63.79] and passer rating [93.7] under the guidance of Zampese.

As the Bengals offensive coordinator in 2016, Zampese helped the Bengals offense finish comfortably in the NFL's top half in net yards at No. 13, averaging 356.9 per game. Prior to being named the clubs offensive coordinator, Zampese spent 13 seasons as the Bengals quarterbacks coach, working with Jon Kitna, Carson Palmer and Andy Dalton.

In 2015, Dalton posted a club-record 106.3 passer rating, and his career rating of 91.8 is also a franchise record. From 2011-15, Dalton became only the second starting quarterback in the Super Bowl era to lead his team to the playoffs in each of his first five seasons. Zampese stands as the only quarterbacks coach to fully guide such an accomplishment, as Baltimore's Joe Flacco, the other quarterback to turn the trick, had three different position coaches during his five-year run. Equally notable in 2015 from a coaching standpoint, first-year quarterback A.J. McCarron was immediately impressive when suddenly called on late in the season to replace an injured Dalton. McCarron went from Zampese's classroom to a playoff run unexpectedly.

McCarron posted a 2-1 record and a 101.1 passer rating in his three starts [Games 14-16]. In the Wild Card playoff, McCarron led a Bengals comeback from a 15-point deficit to take a late lead, only to see Pittsburgh come back with a winning field goal at the gun.

Prior to Dalton, Zampese led Carson Palmer into the ranks of the Bengals' all-time top passers. Palmer still holds the club's all-time best completion percentage [62.9].

In 2003, his first season with the Bengals, Zampese had success with a veteran starting quarterback in Jon Kitna. The '03 campaign saw Kitna post career highs at that point in completions [324], passing yards [3,591], touchdown passes [26], completion percentage [62.3] and rating [87.4].

Zampese came to the Bengals following three seasons in St. Louis. He was the club's wide receivers coach in 2001 as the Rams led the league in passing yards, averaging 291.4. In 2002, he added the title of passing game coach, and the Rams finished second in the league at 259.6 yards per game. Zampese began his NFL career in 1998 as an offensive assistant with the Philadelphia Eagles.

Prior to the NFL, Zampese coached for nine years in college, including two seasons at Miami (Ohio). In '97, Miami averaged 37.4 points per game. Zampese played wide receiver and kick returner at the University of San Diego from 1985-88. He was the team's Special Teams Player of the Year as a senior. He earned an undergraduate degree in business from San Diego, and later received a master's degree in adult education from Southern California.



JEFF ZGONINA
ASSISTANT DEFENSIVE LINE

22ND NFL SEASON
1ST WITH WASHINGTON

1989-92	Defensive Tackle	Purdue University
1993-94	Defensive Tackle	Pittsburgh Steelers
1995	Defensive Tackle	Carolina Panthers
1996	Defensive Tackle	Atlanta Falcons
1997	Defensive Tackle	St. Louis Rams
1998	Defensive Tackle	Indianapolis Colts
1999-2002	Defensive Tackle	St. Louis Rams
2003-06	Defensive Tackle	Miami Dolphins
2007-09	Defensive Tackle	Houston Texans
2013	Asst. Defensive Line Coach	Houston Texans
2016	Asst. Defensive Line Coach	New York Giants
2017-18	Defensive Line Coach	San Francisco 49ers
2020-Pres.	Assistant Defensive Line	Washington

Jeff Zgonina [pronounced ska-KNEE-na] is entering his 22nd combined season as a player or coach in the NFL in 2020 after being named Washington's assistant defensive line coach on January 23, 2020.

Prior to joining Washington, Zgonina served as the San Francisco 49ers defensive line coach from 2017-18. During that time, Zgonina played a major role in the development of DT DeForest Buckner. Buckner increased his sack totals from 3.0 in 2017 to 12.0 in 2018. He finished 2018 No. 3 in the NFL in total sacks among defensive tackles and was selected to his first career Pro Bowl.

In 2017, Zgonina guided the 49ers defensive line as they improved throughout the season. Over the final eight weeks of the season, the 49ers defense ranked fifth in the NFL, allowing 91.4 rushing yards per game, while also allowing an average of 3.62 yards per carry, ranking tied for fourth in the league. Buckner led the defensive line with 61 tackles and tied for the most sacks among defensive linemen [3.0] with rookie DL Solomon Thomas.

While with the Giants, Zgonina worked with a defensive unit that ranked second in the NFL, allowing 17.8 points per game. That unit also finished tied for third in opponent rushing yards per game [88.6]. After signing with the Giants as

a free agent, DE Olivier Vernon led the team with 8.5 sacks while NT Damon Harrison registered career highs in sacks (2.5) and tackles (86) while working with Zgonina and defensive line coach Patrick Graham.

Zgonina previously served as assistant defensive line coach with the Houston Texans for one season in 2013. In Houston, he worked with DE J.J. Watt, who led the team with 10.5 sacks and was named All-Pro for the second time in his career.

A seventh-round draft choice (185th overall) of the Pittsburgh Steelers in the 1993 NFL Draft, Zgonina played in 219 games (67 starts) and registered 448 tackles, 26 sacks, and 13 fumble recoveries, 11 passes defended, three forced fumbles and one interception. The former defensive tackle played for the Steelers (1993-94), Carolina Panthers (1995), Atlanta Falcons (1996), St. Louis Rams (1997, 1999-2002), Indianapolis Colts (1998), Miami Dolphins (2003-06) and Houston Texans (2007-09) throughout his 17 NFL seasons.

Throughout his career, Zgonina played in nine career postseason games including an appearance in the Rams 23-16 victory over the Tennessee Titans in Super Bowl XXXIV where he registered three tackles. Zgonina played collegiately at Purdue University (1989-92) where he was named Big Ten Defensive Player of the Year as a senior.

Zgonina has two children: daughter, Bailey, and son, Carter.

FRONT OFFICE



ROB ROGERS
SR. VP OF FOOTBALL
ADMINISTRATION

26TH NFL SEASON
1ST WITH WASHINGTON

Rob Rogers comes to Washington after 25 seasons with the Carolina Panthers, most recently as the team's executive director of player finance and football research. In this role, he worked closely with the Panthers general manager on the development of player budget parameters, roster management, contract proposals, negotiation strategies and salary cap management. He also oversaw the Panthers football analytics department and worked on research and analysis of player contracts and statistics. He directly conducted the majority of contract negotiations with player representatives during his time in this role.

Before gaining the title of executive director of player finance and football research, Rogers was the director of football administration for 11 years (2008-18). He negotiated contracts for all of the Panthers first round and other draft selections during a 16-year span (2003-19) along with numerous free agents. He also worked with the front office on issues dealing with the NFL Collective Bargaining agreement and as the club's liaison to the NFL Management Council, he kept the Panthers in compliance with all NFL personnel, contract and labor-related issues.

Starting in 2013, Rogers worked on developing efforts in analytics, football research in personnel, opponent analysis and self-scouting along with sports science and next gen statistics. He developed the in-house salary cap management database and also designed the current pro scouting system in Carolina and in the mid 90s worked with in-house developers to design and implement the initial opponent analysis and self-scouting system. Rogers worked extensively with Coach Rivera in Carolina on on-going efforts to develop game management analysis and practices.

Rogers is also a member of the NFL Club Services Committee, which is a group made of various front office executives from around the league, tasked with providing guidance and feedback on technology integration initiatives to the development staff of the NFL Management Council. He has served on the committee since 2002.

Rogers joined the Carolina Panthers in 1995 and worked as a quality control assistant along with helping out on the in-house business analytics team. He is a 1993 graduate of Harvard University and holds a degree in government.

Rogers and his wife Clair have two children: daughter Emma and son Brady.

and pro personnel aspects of the front office. Smith has worked in player personnel with Washington for 10 seasons and spent three seasons as the team's Director of College Personnel.

Smith initially joined the team on a full-time basis as an area scout during the 2011 offseason. After being promoted to Director of College Personnel in June 2017, Smith now oversees the organization's evaluation of collegiate talent, managing scouting efforts at both the area and national levels.

Smith began his professional career as an intern with Washington in 2010. He joined the team on a full-time basis in 2011 and spent six seasons as an area scout for the organization. Prior to his promotion to Director of College Personnel, he most recently oversaw the team's scouting efforts in the Southeast region, a region that produced the team's first- and second-round picks in both the 2017 and 2018 NFL Drafts.

Smith was a vital part of the team's 2019 NFL Draft. The Redskins selected 10 players, including two in the first round for the first time since 2005. Among the selections were first-round quarterback Dwayne Haskins, who joined the Redskins following a standout season at Ohio State where he threw for 4,831 yards with 50 touchdowns and only eight interceptions and first-round linebacker Montez Sweat who the team acquired via a trade with the Indianapolis Colts. Sweat registered 30 sacks in two seasons at Mississippi State and was regarded as one of the best edge rushers in the 2019 draft class.

In his first draft as Director of College Personnel, Smith collaborated with his staff and Senior Vice President of Player Personnel Doug Williams in identifying and selecting the eight players that comprised the team's 2018 draft class. Among the selections were first-round defensive lineman Daron Payne, who joined the Redskins following his dominant showing for Alabama in the College Football Playoff, as well as second-round running back Derrius Guice, who exited his collegiate career at LSU ranked second only to Auburn legend Bo Jackson in yards per carry in SEC history.

Smith graduated from Youngstown State, where he was twice named honorable mention all-conference while playing wide receiver and punt returner from 2002-05. He finished his collegiate career ranked 11th in program history in career receptions (101) and receiving yards (1,534), third in punt returns (56) and fourth in punt return yards (377). Smith also owned the school record for consecutive games with a reception (30).

As a senior, Smith was elected a team captain and earned the team's Most Valuable Player Award. Following the season he was invited to play in the 2006 Hula Bowl All-Star Game. Smith signed as a college free agent with the Minnesota Vikings, where he spent part of the 2006 offseason. In January of 2007, he was signed by Tampa Bay, which allocated him to NFL Europe's Berlin Thunder. He later had practice squad stints in the Arena Football League and Canadian Football League.

Smith was born in Warwick, R.I., and raised in Buffalo, N.Y. He is the son of long-time NFL executive A.J. Smith.



KYLE SMITH
VP OF PLAYER PERSONNEL

11TH NFL SEASON
11TH WITH WASHINGTON

Kyle Smith is entering his 11th season with Washington and his first as the team's Vice President of Personnel in 2020.

In his new role, Smith will now oversee both the college



ERIC STOKES
DIRECTOR OF
PRO PERSONNEL

21ST NFL SEASON
1ST WITH WASHINGTON

STAFF BIOS

FRONT OFFICE (CONT.)

Eric Stokes is entering his first season as Washington's director of pro personnel and brings 20 combined years of NFL experience to the role. He joins Washington after spending five seasons with the Carolina Panthers in a variety of roles, including director of college scouting, regional director of college scouting and southwest area scout.

As the director of college scouting for the Panthers, Stokes oversaw a college scouting staff that was tasked with targeting and tracking draft-eligible prospects, as he worked with area scouts. He was responsible for the pre-draft evaluation process at the NFL Combine, pro days and visits by draft-eligible players.

Prior to joining Carolina, Stokes spent two seasons (2014-15) as the assistant general manager of the Miami Dolphins. In his role, Stokes assisted in all aspects of player evaluation and acquisitions at the professional and collegiate levels, including the daily management and makeup of the Dolphins roster as well as guiding the team's preparation for the annual NFL Draft.

From 2012-13, Stokes was the director of college scouting for the Tampa Bay Buccaneers. Prior to joining the Buccaneers, Stokes spent 12 seasons as a member of the Seattle Seahawks scouting staff, working as an area scout (2000-01, 2005-09) and pro personnel assistant (2002-04) before serving as assistant director of college scouting from 2010-11. In that role, Stokes was instrumental in bringing in defensive standouts safeties Earl Thomas and Kam Chancellor, linebacker Bobby Wagner and cornerback Richard Sherman.

Stokes played two seasons as a safety for the Seahawks after being selected in the fifth round of the 1997 NFL Draft. He was selected by the Cleveland Browns in the 1999 expansion draft before an injury cut his career short.

Stokes graduated from the University of Nebraska with a degree in sociology. He and his wife, Tisa, have three daughters, Erisa, Payton and Madison.

organization.

Before coming to Washington, Gribble spent two seasons with the Pittsburgh Steelers as an assistant in the scouting department. Prior to joining the NFL, he was an assistant coach for his alma mater, Duquesne University. He served as the Dukes' special teams coordinator (1996-2000), defensive line coach (1996-98) and running backs coach (1998-2000).

Gribble was a four-year starter (1992-96) at fullback and team captain at Duquesne. He also played baseball for the Dukes and earned dual degrees in psychology and sociology. He is married to his wife, Jennifer.



JEFF SCOTT

ASST. DIRECTOR OF PRO
PERSONNEL/ ADVANCE COOR-
DINATOR

9TH NFL SEASON
9TH WITH WASHINGTON

Jeff Scott enters his ninth season with Washington and his first as the team's Assistant Director of Pro Scouting / Advance Coordinator. in 2020.

In his new role, Scott will now oversee the weekly advance scouting of Washington opponents and will also be responsible for the evaluation and writing of player reports on potential talent in NFL free agency and all other professional leagues. He will continue to assist with the evaluation of trade scenarios during the NFL Draft.

Scott initially joined the team in January 2012 as a salary cap intern, assisting with cap analysis and contracts before becoming a scouting intern in May 2012. He served as a player personnel assistant during the 2013 season and as a Pro Scout starting in 2014.

In 2018, he was promoted to director of football strategy/ scout. In that role, he prepared weekly analysis for advanced scouting of opponents and evaluated players for free agency and the NFL Draft. In addition, he assisted the Senior Vice President of Football Operations with contract negotiations, strategic planning, Management Council compliance and salary cap management. He also managed research and strategic efforts, providing frequent analysis on special projects for both the Player Personnel department and the coaching staff.

Scott graduated with a bachelor's degree in political science from Davidson College, where he played defensive back from 2004-07. During his sophomore season in 2005, he led the Pioneer Football League in fumbles forced. Scott received his Master's degree in sports management from Georgetown University in 2012.

Scott is originally from Fredericksburg, Va., and currently resides with his wife, Rachel, and daughter, Alivia, in Northern Virginia.



CHUCK COOK
COLLEGE SCOUT

36TH NFL SEASON
4TH WITH WASHINGTON



TIM GRIBBLE

DIRECTOR OF
COLLEGE PERSONNEL

21ST NFL SEASON
19TH WITH WASHINGTON

Tim Gribble is entering his 21st season in the NFL and 19th with Washington in 2020. He was formally promoted to Director of College Personnel in Jan. 2020.

Gribble will now oversee the organization's evaluation of collegiate talent and manage scouting efforts at both the area and national levels.

In previous role as assistant director of college scouting, Gribble assisted the Director of College Personnel and Washington's personnel staff by providing evaluations of collegiate talent at the national level. In 2018, Gribble played a key role in assisting Smith and Senior Vice President of Player Personnel Doug Williams in identifying and selecting the team's 10 draft picks, including standouts Dwayne Haskins and Montez Sweat in the first round.

Prior to his promotion to assistant director of college scouting in 2017, Gribble spent the previous 11 seasons as an area scout for the Redskins, most recently overseeing scouting operations in the Midlands region. Gribble originally joined the Redskins in 2002 and served as a pro personnel assistant, later adding responsibility as the team's Northeast scout in 2003. He also covered the South and Midwest regions at various points during his first 16 years with the

FRONT OFFICE (CONT.)

Chuck Cook is entering his 36th NFL season and his fourth with Washington after joining the organization during the 2017 offseason. He oversees the team's scouting operations in the Midwest region.

Prior to joining Washington, Cook previously spent six seasons with the Buffalo Bills from 2011-16. He served in various capacities in his time with the Bills, including two seasons each as Director of College Scouting, as a national scout and as an area scout.

Before his time in Buffalo, Cook spent two seasons with the Miami Dolphins as a regional scout, focusing on the Southwest region in the Dolphins' system from 2008-10. He also spent 11 years as the Director of College Scouting for the Kansas City Chiefs from 1997-2007. In that role, Cook was in charge of coordinating the team's college scouting and preparation for the annual NFL Draft after being promoted to the position in May of 1997. He had previously spent 13 years as a regional scout in the Chiefs' system, focusing primarily on the Southeast.

Cook joined the NFL ranks in 1984, when he was originally hired by the Chiefs after serving as an offensive assistant with the USFL's Arizona Wranglers (1982-83). He began his coaching career at the University of Wyoming from 1980-81.

Cook starred as a wide receiver, running back and defensive back at Southern Mississippi and was inducted into the school's Hall of Fame in 1993. Following his collegiate career, he was a member of training camps with the New York Giants and New York Jets before embarking on his off-field career. He followed the path of his father, Hamp, who served as a scout for the New Orleans Saints for many years.

A native of Andalusia, Ala., Cook earned a Bachelor of Arts degree from Southern Mississippi. He and his wife, Carla, have twin daughters, Carley and Cori, and a son, Colby.



MATT EVANS
COLLEGE SCOUT

7TH NFL SEASON
7TH WITH WASHINGTON

Matt Evans enters his seventh NFL season in 2020 after joining Washington during the 2014 offseason. He currently oversees scouting operations in the Southeast region.

Evans originally joined Washington in 2014 as a player personnel assistant, during which time he assisted with advance scouting of Washington's opponents, evaluating players in free agency and writing descriptions of draft prospects. He transitioned into area scouting in 2015 and oversaw scouting operations in the northeast region from 2015-18.

In 2013, Evans participated in rookie minicamps with the New England Patriots and the Philadelphia Eagles after completing a decorated collegiate playing career at the University of New Hampshire from 2008-12.

Evans was a four-year standout at linebacker at New Hampshire, posting a school-record 460 career tackles and becoming only the fifth player in UNH history to have his jersey number [No. 52] retired. The three-time Walter Camp All-American earned the Buck Buchanan Award, given annually to the most outstanding defensive player in the Football Championship Subdivision, in 2011. He earned induction in the UNH Athletics Hall of Fame as part of the Class of 2018.

Evans graduated with a bachelor's degree in business administration in December 2012. He is a native of Hanover,

Mass.



PETER PICERELLI
COLLEGE SCOUT

4TH NFL SEASON
4TH WITH WASHINGTON

Peter Picerelli enters his fourth NFL season with Washington in 2020 after joining the organization during the 2017 offseason. He was promoted to the role of college scout in the 2019 offseason after serving as a scouting assistant for two seasons. He will oversee the team's scouting operations in the northeast region.

Picerelli joined Washington after having previously served as a personnel assistant at Boston College for the early portion of 2017. He had previously served as a quality control analyst at Brown University during the program's 2016 season.

Picerelli played collegiately at Tulane from 2012-15. In 2013, he was named a semifinalist for the Ray Guy Award, presented annually to the nation's top punter. He studied business law during his time at Tulane and also completed an internship with Alliance Sports Management Group.

Picerelli is a native of Warren, R.I.



HARRISON RITCHER
COLLEGE SCOUT

8TH NFL SEASON
4TH WITH WASHINGTON

Harrison Ritcher is entering his eighth NFL season and his fourth with Washington after joining the organization as the team's BLESTO scout during the 2017 offseason. Ritcher was promoted to the role of college scout in the 2019 offseason after serving as the team's BLESTO scout in 2017-18. He will oversee the team's scouting operations in the Southwest region.

After beginning his career as a recruiting intern at Florida State in 2010, Ritcher spent his first four NFL seasons with the Cleveland Browns from 2012-15. He spent his first two years interning in the Browns' personnel department before being promoted to Player Personnel Associate prior to the 2014 campaign.

Ritcher, a native of Raleigh, N.C., played collegiately as a fullback at North Carolina State from 2006-09. He is the son of 16-year NFL veteran Jim Ritcher, who played for the Bills and Falcons from 1980-95. Jim was a consensus first-team All-American and Outland Trophy winner as the nation's best college offensive lineman during his tenure at NC State who would later go on to start in all four of the Bills' Super Bowl appearances.

FRONT OFFICE (CONT.)



PAUL SKANSI
COLLEGE SCOUT

29TH NFL SEASON
4TH WITH WASHINGTON

Paul Skansi is entering his fourth season with Washington after joining the team as a college scout during the 2017 off-season. He oversees the team's scouting operations in the West region.

Skansi joined Washington as a veteran of 25 previous NFL seasons, including spending 16 seasons with the San Diego Chargers from 2000-15 scouting the Midwest, West and Southwest regions at various points of his tenure with the organization.

An All-America honorable mention and All-Pac-10 receiver at the University of Washington, Skansi finished his career as the Huskies' all-time leading receiver (138 rec., 1,723 yards). He returned to his alma mater in 2016 as a volunteer advance scout.

Skansi was drafted by Pittsburgh in the fifth round of the 1983 NFL Draft and spent his rookie season with the Steelers. In 1984, he signed with Seattle, and from 1984-91, he caught 166 passes for 1,950 yards and 10 touchdowns for the Seahawks. In 1992, he concluded his playing career with the CFL's Ottawa Rough Riders.

Skansi, who has a degree in sociology, spent the 1994 season as an assistant wide receivers coach at Washington. In 1995, he coached wide receivers at Idaho, and in 1999, he followed head coach Chris Tormey to Nevada.

A native of Gig Harbor, Wash., Skansi and wife, Stephanie, have two daughters, Taylor and Madison. The family resides in Poulsbo, Wash.



COLE SPENCER
COLLEGE SCOUT

11TH NFL SEASON
11TH WITH WASHINGTON

Cole Spencer enters his 11th season with Washington and his ninth season as a college scout for the team in 2020. Spencer oversaw scouting operations in the Southeast region from 2011-18 before being promoted to the role of national scout during the 2019 offseason.

Spencer originally joined Washington in 2010 and served as a scouting intern where he assisted in advance scouting and evaluation of NFL personnel. He also helped coordinate free agent workouts and college player visits.

Prior to entering the NFL, Spencer worked at Eastern Illinois for a year as Football Operations and Defensive Quality Control Assistant.

Spencer graduated with a degree in economics and a minor in history from Northern Illinois University where he played tight end before an injury cut his playing career short. He played for Olentangy H.S., near Columbus, Ohio, where he grew up.

Spencer learned the game at a young age from his father, Tim, who is currently the running backs coach for the Tampa

Bay Buccaneers. His brother, Evan, is a wide receiver who was selected by the Redskins in the sixth round of the 2015 NFL Draft.



ROGER TERRY
COLLEGE SCOUT

5TH NFL SEASON
5TH WITH WASHINGTON

Roger Terry enters his fifth season with the Redskins in 2018 after joining the team prior to its 2015 NFC East championship season. He oversees scouting operations in the Midlands region.

Terry joined the Redskins after working as a recruiting assistant at Ohio State University during the 2013-14 seasons. He assisted Head Coach Urban Meyer and the Buckeyes staff with talent evaluation, helping guide the Buckeyes to a Big Ten championship, Sugar Bowl championship and national championship in 2014.

Terry's background also includes a summer scouting internship with the Atlanta Falcons in 2014, a recruiting internship at the University of Kentucky in 2012 and a stint as a defensive graduate assistant at Tennessee State University in 2011.

A Memphis native, Terry graduated in 2010 from the University of Memphis, where he played linebacker for the Tigers after transferring from Arkansas State.



DON WARREN
SENIOR PRO SCOUT

16TH NFL SEASON
1ST WITH WASHINGTON

Don Warren comes back to Washington following 10 years with the Panthers where he was a pro scout and assisted in the advance scouting of Carolina's opponents and evaluating talent in each professional league. Prior to joining the Panthers, Warren spent 2005-09 as a pro scout for the Washington Redskins.

A fourth-round draft choice for Washington, out of San Diego State in 1979, Warren played his entire 14-year career (1979-92) at tight end for Washington. He saw action in 193 games, amassing 244 receptions for 2,536 yards and seven touchdowns. Warren started in four Super Bowls (XVII, XVIII, XXII, XXVI) under head coach Joe Gibbs, winning three. An original member of the Washington offensive line known as the Hogs, Warren was named to the Redskins 70 Greatest team in 2002.

Following his playing career, he worked as a football and baseball coach at Centreville High School in Virginia. He and his wife, Irene, have three sons – Blake, Brett, and Beau – three daughter-in-laws, and two grandsons. Blake and his wife, Allison, are parents to Jaxon and Mason. Brett is married to his wife, Chelsey, and Beau and Paige are newlyweds. All three sons played college football at Virginia Tech.

STAFF BIOS

FRONT OFFICE (CONT.)



DAVID WHITTINGTON
COLLEGE SCOUT

11TH NFL SEASON
11TH WITH WASHINGTON

David Whittington enters his 11th season with the Washington Redskins in 2019. Whittington most recently oversaw scouting operations in the Southwest region before being promoted to the position of national scout during the 2019 offseason.

Whittington previously spent two seasons serving as the team's BLESTO scout, as well as assisting with scouting college players in the Northeast region. He spent 2009 as an intern in the personnel department, where he assisted both the college and pro scouts with advance scouting. He also coordinated free agent and college player visits.

Whittington was a three-year letter winner at Vanderbilt where he played fullback and defensive line and was a member of the 2007 Southeastern Conference Academic Honor Roll. He graduated from Vanderbilt in 2008 with a degree in human and organizational development.

Whittington is originally from Lafayette, La., and currently resides in Houston, Texas, with his wife, Lauren, his son, Halston, and his daughter, Olivia.



BRIAN ZECHES
PERSONNEL COORDINATOR/
PRO SCOUT

8TH NFL SEASON
7TH WITH WASHINGTON

Brian Zeches enters his eighth NFL season and his seventh with Washington in 2020 after joining the team during the 2014 offseason.

In his current role, Zeches contributes to both the pro and college scouting departments. As part of his pro scouting duties, he contributes advance scouting reports of opponents, evaluates and presents reports on potential free agents, and coordinates player workouts. On the college side, he serves as the liaison to the annual NFL Scouting Combine and BLESTO Scouting, handles logistics for all draft meetings, maintains the team's prospect database, and coordinates both the team's pre-draft visits and annual local pro days.

Zeches joined Washington after working for DVSPORT, Inc., a company that provides digital video acquisition, analysis and playback software designed specifically for the sports market. He previously served as a scouting assistant for the Kansas City Chiefs in 2012.

Zeches' background also includes having coached running backs at Weber State for two seasons from 2010-11. In addition, he previously worked as a graduate assistant at the University of New Mexico from 2006-07 and at UTEP from 2008-09.

Zeches began his collegiate career at the University of Illinois before transferring to Idaho State, where he played quarterback for three seasons. His father, Jim, spent 16 seasons, including 12 with Washington, as an NFL scout.



RONALD ROSE
BLESTO SCOUT

3RD NFL SEASON
3RD WITH WASHINGTON

Ronald Rose enters his third NFL season with Washington in 2020 after joining the organization in 2018. He was promoted to the role of BLESTO scout in the 2019 offseason after serving as a scouting assistant for one season. He will be responsible for scouting underclassmen in the Northeast region for BLESTO.

In his role as scouting assistant in 2018, Rose aided the personnel department with a variety of tasks on a day-to-day basis and assisted with various tryouts throughout the season. Prior to joining the Redskins, he was a manager for the Parks and Recreation Department for Prince Georges County and worked in the member services department for the Washington Nationals.

Rose played collegiately at Hampton University from 2011-15 as an offensive tackle. He was a four-year starter for Hampton and appeared in 34 games in his career and was a third team All-MEAC selection following his senior year. He graduated with a bachelor of science in sports management in the spring of 2015.

Rose is a native of Fort Washington, Md.



CONNOR BARRINGER
FOOTBALL STRATEGY ANALYST

2ND NFL SEASON
2ND WITH WASHINGTON

Connor Barringer enters his second NFL season with Washington in 2020 in the role of football strategy analyst. He will assist the front office with a variety of tasks and will help with the day-to-day player personnel operations.

Barringer spent the 2018 season working for Pro Football Focus as a football analyst. His primary responsibilities included breaking down game film and grading players.

Barringer played defensive end at the University of North Carolina from 2016-18. He graduated in the spring of 2018 with a bachelor of science in quantitative biology.

Barringer is a native of Davidson, N.C.



BRENT CAPRIO
SCOUTING ASSISTANT

6TH NFL SEASON
4TH WITH WASHINGTON

Brent Caprio enters his sixth NFL season and his fourth with Washington in 2020 after joining the organization during the 2017 offseason.

Caprio spent his first two NFL seasons with the Indianapolis Colts.

FRONT OFFICE (CONT.)

olis Colts as a scouting assistant from 2015-16. Prior to entering pro football, he also worked in the accounting sector, spending parts of 2014 and 2015 with EY (formerly Ernst & Young).

Caprio played quarterback at William & Mary from 2009-13, starting 12 of the 39 games in which he appeared for the Tribe. He threw for 2,201 career yards and 15 touchdowns. He also earned four consecutive CAA Academic All-Conference Team honors from 2010-13 and was awarded the CAA Commissioner's Academic Award in 2013. He graduated with a bachelor's and Master's degrees in accounting and finance.

Caprio is a native of Somers Point, N.J.



TYLER CLAYTOR
SCOUTING ASSISTANT

2ND NFL SEASON
2ND WITH WASHINGTON

Tyler Claytor enters his second NFL season with Washington in 2020 in the role of scouting assistant. He will assist the front office with a variety of tasks and will help with the day-to-day player personnel operations at Redskins Park.

Claytor was the linebackers coach at Ava Marie University in 2018 and played defensive line for the Richmond Roughriders of the Arena League prior to that. He also spent the 2016 offseason as a defensive lineman for the Chicago Bears.

Claytor played defensive line for William and Mary University from 2012-16. He appeared in 44 games and finished his career with 106 total tackles, including 24 for loss and 13 sacks. He graduated with a degree in kinesiology and health studies.

Claytor is a native of Atlanta, Ga.

ATHLETIC TRAINING



RYAN VERMILLION
HEAD ATHLETIC TRAINER

29TH NFL SEASON
2ND WITH WASHINGTON

Ryan Vermillion is in his first season as head athletic trainer for Washington in 2020 and 29th season in the NFL.

Vermillion is responsible for the coordination of all aspects of health care for the team. He manages the athletic training room, including all full-time athletic trainers and season-long certified intern athletic trainers. He and his staff are experienced in risk management and injury prevention, pathology of injuries and illnesses, conditioning and rehabilitation, and the nutritional aspects of injuries and illnesses.

Prior to joining Washington, Vermillion spent 18 seasons as the head athletic trainer for the Carolina Panthers, nine of which he worked under former Panthers head coach and current Washington Head Coach Ron Rivera. During his tenure with Carolina, Vermillion was responsible for the coordi-

nation of all aspects of health care for the Panthers. He managed the athletic training room, including all full-time and season-long trainers and is experienced in risk management and injury prevention along with pathology of injuries and illnesses and rehabilitation. Vermillion is also well versed in the nutritional aspects of injury and illness. He was given the Fain-Cain Memorial Award for Outstanding NFL Trainer of the Year in 2016 and in 2003 he led the training staff of the year as voted on by his fellow NFL colleagues. In 2003, Vermillion along with Mark Shermansky and Reggie Scott were honored as the NFL Athletic Training Staff of the Year.

In 2001, Vermillion spent one season as the director of rehabilitation for the Redskins.

Prior to joining Washington, Vermillion worked with the Miami Dolphins for nine seasons, four as the head athletic trainer under legendary coach Don Shula and five as the director of rehabilitation and associate athletic trainer.

A 1987 graduate of the University of Miami's physical therapy school, Vermillion served five seasons with his alma mater as a physical therapist from 1987-91. He spent four years prior as a student athletic trainer for the Hurricanes.



ELLIOTT JERMYN
PHYSICAL THERAPIST/
ASST. ATHLETIC TRAINER

13TH NFL SEASON
13TH WITH WASHINGTON

Elliott Jermyn is entering his 13th season with Washington as the team's Physical Therapist/Assistant Athletic Trainer in 2020.

Jermyn is a Licensed Physical Therapist, Certified Athletic Trainer and Certified Strength and Conditioning Instructor. He specializes in orthopedic rehabilitation, manual management of chronic pain syndromes, dry needling and post-surgical recovery.

In 2018, Jermyn was part of a staff that was named the 2018 Ed Block Training Staff of the Year. The honor is given to one training staff each season for their distinguished service to their club, community and athletic training profession.

Prior to joining Washington, Jermyn spent six years as a physical therapist at an outpatient sports medicine clinic in Bethesda, Md., where he specialized in sports-related injuries and spinal conditions.

He graduated from Penn State in 1996 with a degree in kinesiology. While in college, he worked as an athletic trainer on the Nittany Lions 1994 and 1995 football teams. He also earned a physical therapy degree from George Washington University in 2001.

Jermyn worked with the Australian Olympic Sailing Team in Sydney, Australia in 2001. He is a member of the National Athletic Training Association and the American Physical Therapy Association.

Jermyn resides in Leesburg, Va., with his wife, Holly, daughter, Reagan, and son, Michael.

FRONT OFFICE (CONT.)



DOUG QUON
ASST. ATHLETIC TRAINER

10TH NFL SEASON
7TH WITH WASHINGTON

Doug Quon is entering his 10th NFL season and his seventh with Washington as an Assistant Athletic Trainer in 2020.

Quon assists in the management of care, prevention, recognition/evaluation of injuries, treatment and rehabilitation of all players and team personnel. He also maintains the ImPACT concussion testing database in compliance with the National Football League and coordinates athletic training internships, inventory of supplies and medical information.

In 2018, Quon was part of a staff that was named the 2018 Ed Block Training Staff of the Year. The honor is given to one training staff each season for their distinguished service to their club, community and athletic training profession.

Prior to joining Washington, Quon served as an assistant athletic trainer at the University of California, Irvine in 2013-14 after spending the 2012 NFL season as a seasonal assistant athletic trainer with the Jacksonville Jaguars. His previous NFL experience also includes having served as a summer intern for the Kansas City Chiefs in 2006 and serving as a seasonal intern for the Chiefs for the 2007 season.

Quon served as a graduate athletic training intern from 2009-10 at the University of Hawaii, specifically working with the men's football and volleyball teams. In addition, Quon worked with Texas Tech's football program and assisted with player care while earning his master's degree from the university in athletic training. He earned his undergraduate in psychology social behavior from UC Irvine in 2006.

Quon, a native of Agoura Hills, Calif., is a Certified Athletic Trainer and a member of the National Athletic Trainers' Association. In addition, he is a member of the Professional Football Athletic Trainers Society.



MARK MCCrackEN
ASST. ATHLETIC TRAINER

6TH NFL SEASON
6TH WITH WASHINGTON

Mark McCracken is entering his sixth season with Washington and his fifth as an Assistant Athletic Trainer in 2020 after joining the team full-time at the start of the 2016 season.

McCracken joined the Washington staff after a brief stint as the Head Athletic Trainer for the AFL's Washington Valor, where he directed the team's Sports Medicine Department in advance of their inaugural season. Before joining the Valor, he spent time with Washington's training staff on three separate occasions as a Seasonal Training Assistant. He also spent time as a Summer Athletic Trainer with the Arizona Cardinals.


In 2018, McCracken was part of a staff that was named the 2018 Ed Block Training Staff of the Year. The honor is given to one training staff each season for their distinguished service to their club, community and athletic training profession.

fession.

McCracken received his Master's degree in kinesiology with an emphasis in sport pedagogy from Louisiana State in 2015 while serving as a graduate assistant for the men's tennis and men's and women's track and field teams. He received his undergraduate degree in athletic training from George Mason University in 2011.

McCracken is a Certified Athletic Trainer, and a member of the National Athletic Trainers' Association and Professional Football Athletic Training Society. He is also a Certified Strength and Conditioning Specialist, and Certified Performance Enhancement Specialist. He is also a licensed Active Release Therapy provider.

McCracken and his wife, Natalie, have one son, Vincent. The family resides in Leesburg, Va.



MASAHIRO TAKAHAGI
ASST. ATHLETIC TRAINER

6TH NFL SEASON
3RD WITH WASHINGTON

Masahiro "Hagi" Takahagi is entering his third season with Washington and his first as the team's Assistant Athletic Trainer.

Takahagi oversees the team's state-of-the-art Recovery Center. The innovative center features photobiomodulation therapy, sensory deprivation orbs, cryotherapy and a dedicated space for sports vision training. He specializes in sports science to develop physical performance systems and programs to help players in daily recovery and over all athletic development.

Prior to joining the organization, Takahagi spent eight years as an assistant athletic trainer for football on golf at Temple University. While at Temple, he was responsible for preventing, evaluating, treating, and rehabing injuries to the Owls' football and men's golf teams.

Takahagi served as a seasonal intern athletic trainer with the Redskins during the 2011-12 NFL season. He also served as a summer intern for the New Orleans Saints from 2006-08.

Takahagi is a certified athletic trainer and holds several other certifications: National Registry Advanced Emergency Medical Technician (NRAEMT), Certified Strength and Conditioning Specialist (CSCS), Certified Personal Trainer (NSCA-CPT), Performance Enhancement Specialist (NASM-PES), Corrective Exercise Specialist (NASM-CES), Certified Active Release Techniques (ART), Certified Kinesio Taping Practitioner (CKTP), and Certified Graston Techniques Practitioner. He is a member of the National Athletic Trainers' Association.

Takahagi is a 2008 graduate of Methodist University where he received a bachelor's degree in athletic training and sports management. The Dean's List student earned a master's degree in higher education with a concentration in sports management from Auburn University in 2011 while working as a graduate assistant athletic trainer with the 2010 BCS National Champion football team. In 2019, he earned his Doctor of Athletic Training degree from Temple.

STAFF BIOS

EQUIPMENT



ANDERS BEUTEL
HEAD EQUIPMENT MANAGER

23RD NFL SEASON
20TH WITH WASHINGTON

Anders Beutel is entering his 20th season with Washington and his seventh as the team's Head Equipment Manager after being named to his current position on February 14, 2014.

His roles in the department include the purchase and maintenance of all team equipment, as well as outfitting players, coaches and other football staff for practices and games. He also provides jerseys and equipment for special community service and media events throughout the year.

Previously, Beutel assisted in the distribution and maintenance of equipment and uniforms, as well as helping the Washington coaching staff on the practice field.

Beutel originally joined Washington in 2001 after spending four seasons as an equipment assistant for the Tampa Bay Buccaneers from 1997-2000. He also spent several years in NFL Europe, as an assistant equipment manager for the Frankfurt Galaxy in 1997, and as head equipment manager for the Amsterdam Admirals in 1998 and 1999.

Beutel is originally from River Falls, Wis., and now resides with his wife, Kerry, and daughter, Haylen, in Leesburg, Va.



DREW CURLS
ASST. EQUIPMENT MANAGER

5TH NFL SEASON
5TH WITH WASHINGTON

Drew Curls is entering his fifth NFL season and his fourth with Washington after joining the team on a full-time basis during the 2017 offseason. Curls was promoted to assistant equipment manager during the 2019 offseason.

Curls is responsible for handling equipment-related details for practices, pre-game activities as well as overseeing all footwear, uniform maintenance and fitting of helmets.

Curls previously served as a seasonal assistant for the department during the 2016 season prior to joining Washington full-time in 2017. His background also includes experience in professional baseball, including working as a clubhouse assistant for the Philadelphia Phillies during spring training for eight years from 2009-17 as well as serving as Clubhouse Manager for the Class-A Dunedin Blue Jays in early 2017.

Curls earned his degree in sport management from Florida State in 2015. During his time in Tallahassee, he served as a student football equipment manager for the Seminoles for the 2014-15 seasons.

Curls is a native of Clearwater, Fla.



JUSTIN BROOKS
EQUIPMENT ASSISTANT

4TH NFL SEASON
2ND WITH WASHINGTON

Justin Brooks is entering his second season as a full-time equipment assistant for Washington in 2020 after spending 2018 as a year-long intern for the San Francisco 49ers equipment staff. Brooks also spent the 2017 season as a staff assistant with the Miami Dolphins equipment department.

Brooks is responsible for assisting with equipment and helmet fittings along with football preparation and field set-up. He performed a variety of equipment related tasks with the 49ers and Dolphins prior to joining Washington staff in the 2019 offseason.

Brooks double majored in finance and sports management at the University of Delaware and graduated in the spring of 2017.

Brooks is a native of Newton, Mass.



CONNOR VINCENT
EQUIPMENT ASSISTANT

4TH NFL SEASON
4TH WITH WASHINGTON

Connor Vincent is entering his fourth season as a full-time equipment assistant for Washington in 2020 after spending 2017 as a full-season intern. Vincent also assisted the department on a part-time basis during the team's 2014-16 campaigns.

Vincent is responsible for assisting with equipment and helmet maintenance along with football preparation.

Vincent first joined Washington as a seasonal equipment intern in 2014, helping the team at various times while completing his undergraduate studies. In 2017, he served as the team's full season equipment intern, helping in a number of capacities that included but were not limited to laundering, distribution of apparel, practice setup and more.

Vincent earned his bachelor's degree in business administration and management from Christopher Newport University in 2017. He is a native of Ashburn, Va., and attended the city's Briar Woods H.S., roughly seven miles from Washington headquarters.

STAFF BIOS

ATHLETIC TRAINING/EQUIPMENT

VIDEO



MIKE BRACKEN
VIDEO DIRECTOR

22ND NFL SEASON
21ST WITH REDSKINS

Mike Bracken is entering his 22nd season with Washington and his 17th as the head of the video department in 2020. His responsibilities include overseeing the daily operations, including assisting the coaching and scouting staffs with game tape and player highlights. Bracken conducts the editing of video from all practices and games, produces "cut-ups" of upcoming opponents, and creates highlight tapes for use in meetings throughout the season. He is also in charge of purchasing and maintaining video and digital equipment.

Bracken joined Washington after serving as video coordinator for the University of South Carolina men's basketball team for the 1999-2000 season and the University of Southern California men's basketball and football teams in 1998. He originally entered the National Football League as a video intern with the Philadelphia Eagles (1997-98).

Bracken graduated from Lycoming College where he played defensive back and helped his team to two conference titles. A native of Clifton Heights, Pa., Bracken and his wife, Dawn Marie, have three children: daughter, Erin Marie, and sons, Tripp and Aidan. The family resides in Leesburg, Va.



MIKE ADAMS
ASST. VIDEO DIRECTOR

11TH NFL SEASON
11TH WITH REDSKINS

Mike Adams enters his 11th NFL season in 2020 as assistant video director for Washington. Adams is responsible for filming and editing all of Washington's games and practices in addition to working with the defense to create cutups and reports for upcoming opponents.

Adams started as an intern in the video department during the 2010 season before joining the staff on a full-time basis in 2011. Prior to joining Washington, he attended Howard University from 2005-10, where he played football for four years.

As a senior at Howard, he worked as a coaching assistant, handling video for the football team. He graduated with a bachelor's degree in business management and he is currently working towards a masters in sports industry management from Georgetown University.

In 2013, Adams started Driven By Our Ambitions (DBOA), a non-profit organization that merges football, academic and life skills for underprivileged youth. The organization has staged camps in Washington D.C. and Georgia in recent years, including participation from several Redskins players and coaches.

Adams is a native of Marietta, Ga.



JULIAN HINES
VIDEO ASSISTANT

7TH NFL SEASON
6TH WITH WASHINGTON

Julian Hines is entering his seventh NFL season and his sixth with Washington as a video assistant in 2020.

Hines is responsible for recording practices and providing video to coaches, as well as editing and producing the team's highlight reel.

Hines joined Washington during the 2015 offseason. Prior to joining the team, Hines worked as an intern in the Philadelphia Eagles' video department during the 2014 season.

Hines earned his bachelor's degree in physical education with a concentration in coaching from Alabama State University. During his college career, he served as an assistant video coordinator for the football program for three years.

Hines was born and raised in Oxon Hill, Md.



WILL KROM
VIDEO ASSISTANT

6TH NFL SEASON
4TH WITH WASHINGTON

Will Krom is entering his second full NFL season with Washington in 2020 after joining the team as a video assistant on a full-time basis during the 2019 offseason.

In this role, Krom is responsible for filming and editing all of Washington's games and practices and assisting the team's coaching staff with miscellaneous video tasks.

Prior to joining the video staff on a full-time basis, Krom worked as a seasonal intern with the Los Angeles Chargers in 2018 and was a seasonal video assistant with the Los Angeles Rams in 2017. Prior to his move to Los Angeles, Krom interned with Washington video department in 2015-16.

Krom attended Indiana University of Pennsylvania from 2011-13 and went on to graduate from George Mason University with a bachelor of arts in film and video studies.

Krom was born in San Antonio, Texas and was raised in Fairfax, Va.

PLAYER DEVELOPMENT



DOUG WILLIAMS
SENIOR VICE PRESIDENT OF
PLAYER DEVELOPMENT

25TH NFL SEASON
12TH WITH WASHINGTON

Doug Williams was named as Washington's Senior Vice President of Player Development on January 9, 2020. In his current role, one of the most celebrated athletes in franchise history now helps lead and guide the efforts of the team's player development department.

"I've had a chance to talk at length with Doug Williams since my arrival and he is ready to take on this new role," said Head Coach Ron Rivera. "We want to create an atmosphere that is all about the players. Doug will be an invaluable asset in player development in making sure that all of our players have the guidance and resources needed to be successful on and off the field."

Williams, a member of the 80 Greatest Redskins and a Redskins Ring of Famer, played with the Redskins from 1986-89 and led Washington to a Super Bowl XXII title, a 42-10 rout of the Denver Broncos. Williams, the first African-American quarterback to play in a Super Bowl, completed 18-of-29 passes for 340 yards with four touchdown passes to earn Super Bowl XXII MVP honors.

Williams is a veteran of 21 NFL seasons, including nine as a player and 12 in scouting/personnel roles. He spent five seasons as Personnel Executive with the Tampa Bay Buccaneers from 2004-08 before being named the team's Director of Pro Personnel for the 2009 season.

Williams joined the Buccaneers' front office in 2004 following a successful tenure as head coach at his alma mater, Grambling State, and one of the most storied playing careers in league and team history. His responsibilities in Tampa included coordinating the scouting and recruiting of all NFL players, while also monitoring NFL transactions and overseeing player tryouts. In addition, he was in charge of Tampa Bay's evaluating efforts of all other professional football leagues, including the Canadian Football League.

Williams, a first-round pick by Tampa Bay in the 1978 NFL Draft (17th overall), led the Buccaneers to the first three playoff appearances in team history. He propelled the team to three winning seasons (10-6 in 1979, 9-7 in 1981 and 5-4 in 1982), the only campaigns in franchise history with a winning record until more than 15 years later, in the 1997 season. Williams, who started 67 career games for the Buccaneers, was a two-time team MVP in 1980 and 1981. He ended his Tampa Bay career in 1982 as the all-time franchise leader in touchdown passes, passing yards, attempts and completions.

In 1986, the Redskins traded for Williams' rights following two seasons with the USFL's Oklahoma Outlaws. In Williams' Super Bowl XXII MVP performance following the 1987 season, he set or tied several Super Bowl passing records, including most TD passes (four), most yards passing (340), longest pass completion (80 yards) and longest TD pass (80 yards).

In six seasons during his first tenure (1998-2003) at Grambling State, Williams brought one of the most storied programs in college football history back to prominence, compiling a 52-18 record as head coach after succeeding the legendary Eddie Robinson, who was at the helm for 57 years from 1941-97 and re-wrote the record books as the winningest coach in the history of college football with 408

career wins.

Williams led the Tigers to three consecutive Southwestern Athletic Conference titles from 2000-02 as they were named National Black College Champions during the same three-year span. He was also named SWAC Coach of the Year in each of those three seasons. Williams was a two-time finalist for The Sports Network Eddie Robinson (Division I-AA) National Coach of the Year. He rejoined the program for three seasons from 2011-13, including earning the SWAC title in his first season back in 2011.

Williams started his college head coaching career at Morehouse College in 1997. He also has previous NFL experience as a scout for the Jacksonville Jaguars in 1995 and as offensive coordinator for the Scottish Claymores of the World League in 1995 and tutoring running backs for Navy in 1994. Williams also excelled on the high school level as head coach and athletic director at Point Coupee H.S. in New Roads, La., in 1991. In 1993, he was head coach at Northeast H.S. in his hometown of Zachary, La., where he guided the team to a 13-1 record and the state semifinals, including a win over Peyton Manning's Isidore Newman squad in the 1993 state quarterfinals.

As Grambling's quarterback from 1974-77, Williams had a spectacular college career as he passed for more than 8,000 yards and 93 touchdowns, leading the Tigers to three Black College National Championships and two SWAC titles. He posted a 35-5 record as a starter and finished fourth in voting for the 1977 Heisman Trophy.

In 2005, Williams and Shack Harris established The Shack Harris & Doug Williams Foundation with the function of providing grants for after-school initiatives, leadership development, mentoring programs and minority higher education assistance for economically disadvantaged youth. In March of 2009, the foundation put on its first annual Washington Football Legends for Charity in Washington, D.C. In 2010, the foundation established the Black College Football Hall of Fame, which will move to its new home in Canton, Ohio in 2018.

After Super Bowl XLII, the NFL honored the 20th anniversary of Williams' Super Bowl XXII victory as Williams was chosen to present the Lombardi Trophy to the New York Giants following their victory over the New England Patriots.

Williams and his wife, Raunda, have eight children: Ashley, Adrian, Carmelela, Doug, Jr., Jasmine, Laura, Lee and Temessia.



PLAYER DEVELOPMENT

PLAYER DEVELOPMENT



MALCOLM BLACKEN
SENIOR DIRECTOR OF PLAYER
DEVELOPMENT

24TH NFL SEASON
15TH WITH WASHINGTON

Malcolm Blacken is entering his first season as Senior Director of Player Development after serving seven seasons as Director of Player Development for Washington. Blacken was named to the elevated position on January 9, 2020.

Blacken's hiring served to start his third stint with Washington after having previously served as a strength and conditioning coach for Washington on two occasions (1996-2000 and 2010). In his last season in Washington in 2010, Blacken was responsible for assisting with all aspects of the Redskins' strength and conditioning program.

In his current role, Blacken guides the development and education of Washington players as it pertains to both their personal and professional lives. His guidance covers topics including but not limited to: financial education; healthy and unhealthy relationships; total wellness and mental health; league policies on substance abuse, performance enhancing drugs and personal conduct; social responsibility; social media; decision making; stress and time management; team history and tradition; and the expectations of being a player in the National Football League.

In addition, Blacken works hand-in-hand with Washington's Charitable Foundation and was a principal figure in instituting the team's Rookie Community Club, which annually takes the team's rookies and immediately integrates them into the Washington, D.C. area community through a series of service efforts. He also provides assistance with continuing education and offers guidance for players' academic pursuits.

From 2011-12, Blacken served as Director of Speed, Strength & Conditioning for the University of Colorado. He worked directly with the football program on a day-to-day basis while overseeing the speed, strength and conditioning needs of all 16 of Colorado's varsity programs.

In between his first two stops in Washington, Blacken spent nine years as the Detroit Lions' strength and conditioning coach from 2001-09. Blacken was an assistant strength coach for the University of Virginia's football program in 1995 and worked with all other sports in the Cavaliers' athletic department as well. For three years (1992-94), Blacken served as the head strength and conditioning coach for George Mason University, where he oversaw the program for all of the university's varsity sports.

Blacken began his coaching career at the University of South Carolina in 1990-91 as the football program's assistant strength and conditioning coach.

Blacken graduated from Virginia Tech in 1989 with bachelor's degrees in art and physical education. He was a Hokies running back from 1984-88 and was a four-time letter winner. While at Virginia Tech, Blacken was a two-time winner of the Super Iron Hokie Award (1987-88), which is given yearly to the football program's strongest player at each position.

Off the field, Blacken is an accomplished artist whose paintings have been displayed across the country. Recently, he participated in the 2016 NFLPA Smocks and Jocks art auction in Houston for Super Bowl LI and the 2019 NFLPA

Smocks and Jocks art auction in Atlanta for Super Bowl LIII, with proceeds donated to the retired players fund. More about Blacken's art can be accessed by visiting ArtByMalcolm.com.

Blacken currently resides in Ashburn, Va., with his wife, Marcy. The couple has two children, Maya and Bo.



EVAN HARRINGTON
ASST. DIRECTOR OF
PLAYER ENGAGEMENT

2ND NFL SEASON
2ND WITH WASHINGTON

Evan Harrington is entering his second NFL season with Washington as the assistant to the director of player development in 2020.

Harrington will be responsible for assisting Senior Director of Player Development Malcolm Blacken with a myriad of tasks including helping to guide the development and education of Washington players as it pertains to both their personal and professional lives and assisting the rookie class with acclimating themselves to life in the National Football League.

Harrington was the run game coordinator at Independence Community College in 2018 which will be featured in the 2019 Netflix show *Last Chance U*.

Prior to coaching at Independence, Harrington was the head coach of the Winterthur Warriors in the Swiss Football League from 2016-18 and played running back and linebacker for the Frankfurt Galaxy in 2015 and the Basel Gladiators in 2014. Before playing in Europe, he coached the running backs at Clayton Valley High School in California and was a graduate assistant at the University of Colorado in 2012.

Harrington played one season for the Edmonton Eskimos in the Canadian Football League in 2011 after spending training camp with the San Diego Chargers.

Harrington played at Colorado University from 2010-11. He played linebacker his junior year and transitioned to fullback his senior season. He graduated with a degree in sociology.

Harrington was born and raised in Marlboro, Md.



PLAYER BIOS

ACTIVE ROSTER

79

PAUL ADAMS

T**6-6 // 315****1st NFL Season // Missouri****DOB: May 17, 1995 // Christ Presbyterian (Nashville, Tenn.)**

TRANSACTIONS

Originally signed by the New York Giants as a undrafted free agent on May 2, 2019... Released by the Giants on August 31, 2019... Signed to the Cleveland Browns practice squad on September 2, 2019... Released by the Browns on September 7, 2019... Signed to Washington's practice squad on October 21, 2019... Signed to the Washington active roster on December 30, 2019.

COLLEGE

Played collegiately at Missouri from 2015-18, appearing in 41 career games for Mizzou as an offensive lineman... In 2018, helped lead a Mizzou's offensive line that ranked ninth nationally (second in the SEC) in fewest tackles for loss allowed (4.08 per game) and 11th nationally (second in the SEC) in fewest sacks allowed (1.08 per game) during the regular season. Part of a the nation's 17th-ranked offense (fourth-best in the SEC), averaging 468.8 yards per game at the end of the regular season ... Graded out at 64.6 on the year according to ProFootballFocus.com.

PERSONAL

Attended Christ Presbyterian Academy in Nashville, Tenn., where he was awarded with one of the Tennessee Titans' Mr. Football awards after his senior season... Was considered the No. 12 overall recruit in the state of Tennessee by Rivals.com... Finished with 41 tackles and 8.0 tackles for a loss as a senior... Majored in Parks, Recreation and Tourism... Son of Tim and Ashley Adams... Born May 17, 1995.

93**JONATHAN ALLEN****DT****6-3 // 300****4th NFL Season // Alabama****DOB: Jan. 16, 1995 // Stone Bridge H.S. (Ashburn, Va.)****TRANSACTIONS**

Originally selected by Washington in the first round (17th overall) of the 2017 NFL Draft.

PRO

Enters 2020 having appeared in 36 games with 36 starts, accounting for 139 tackles [84 solo] and 15.0 sacks... Started all 15 games in which he appeared in 2019... Decorated Alabama product who was the second Chuck Bednarik Award winner and third Bronko Nagurski Award winner — each awarded by various organizations to the nation's best defensive player — drafted by Washington all-time.

YEAR-BY-YEAR**2019 (WASHINGTON)**

Started in all 15 games that he appeared in, totaling a career-high 68 tackles [46 solo]... Added six total sacks, one pass defended and seven tackles for loss... Started at defensive tackle at PHI [9/8]... Was limited due to a knee injury... Returned from his knee injury and recorded three tackles against the Bears [9/23]... Had four tackles and a quarterback hit against the Giants [9/29]... Logged his first sack of the season and five tackles [four solo] in a game vs. NE [10/6]... Logged two sacks, three solo tackles and one pass defended in a win over MIA [10/13]... Recorded seven total tackles vs. SF [10/20]... Posted seven total tackles with three solo and a sack on the road against Minnesota, first back-to-back seven tackle games [10/24]... Recorded his third consecutive game with seven total tackles at BUF [11/3]... Finished with three tackles against the Jets [11/17]... Posted five tackles [three solo] with 0.5 sacks at home vs. DET [11/24]... Logged one tackle, a half sack and one quarterback hit in a victory over CAR [12/1]... Recorded five solo tackles on the road in Green Bay [12/8]... Tallied nine tackles [seven solo], two tackles for loss and one fumble recovery in a contest vs. PHI [12/15]... Logged two tackles [one solo] and one quarterback hit in a contest vs. NYG [12/22]... Started and registered eight tackles [seven solo], including one for a loss and notched one sack at DAL [12/29].

2018 (WASHINGTON)

Started all 16 games, totaling 61 tackles [35 solo], 11 tackles for loss and eight sacks... Started all 16 games after he was sidelined the previous year with a Lisfranc injury... Added an assisted tackle and two quarterback hits in win at ARI [9/9]... Posted four tackles [three solo] and two quarterback hits vs. IND [9/16]... Recorded first career multi-sack game and notched five tackles [three solo], three quarterback hits, two tackles for loss and two sacks for loss of 14 yards in a win vs. GB [9/23]... Contributed five assisted tackles at NO [10/8]... Notched one solo tackle in a win vs. CAR [10/14]... Finished with two tackles [one solo] and one sack for a loss of eight yards in a win vs. DAL [10/21]... Tallied three tackles [one solo] and one sack for a loss of nine yards in a win at NYG [10/28]... Contributed three solo tackles vs. ATL [11/4]... Added three solo tackles and a quarterback hit in a win at TB [11/11]... Notched four tackles [three solo] and one tackle for loss vs. HOU [11/18]... Tallied 10 tackles [five solo] and a sack at DAL [11/22]... Assisted on two tackles at PHI [12/3]... Notched three tackles [one solo] vs. NYG [12/9]... Recorded two sacks and five tackles [four solo] at JAX [12/16]... Registered four tackles [three solo] and one sack for a loss of eight yards at TEN [12/22]... Tallied six tackles [four solo] vs. PHI [12/30].

2017 (WASHINGTON)

Started all five games in which he played, tallying 10 tackles [three solo] and a sack... Made NFL debut vs. PHI [9/10], starting the contest and recording four tackles [three solo]... Added an assisted tackle in a win at LAR [9/17]... Notched the first two half-sacks of his career in a win vs. OAK [9/24]... Contributed three assisted tackles at KC [10/2]... Hit quarterback twice in a win vs. SF [10/15]... Placed on Reserve/Injured list in Week 7 with a Lisfranc injury.

COLLEGE

Played collegiately at Alabama from 2013-16, appearing in 57 career games. Recorded 154 career tackles [78 solo], 45.0 tackles for loss, 28.5 sacks, seven pass breakups and three forced fumbles... His 28.5 career sacks rank second in Alabama history, trailing only College and Pro Football Hall of Famer Derrick Thomas... As a senior and team captain in 2016, played in all 15 games, contributing 69 tackles [33 solo], 16.0 tackles for loss, 10.5 sacks and also contributed two touchdowns on fumble returns. Was a unanimous first-team All-American selection and earned the Bronko Nagurski Trophy, Chuck Bednarik Award and Ted Hendricks Award while helping lead the Crimson Tide to a berth in the national championship... Appeared in all 15 games of Alabama's national championship campaign in 2015, compiling 36 tackles [19 solo], 14.5 tackles for loss and 12.0 sacks. Earned first-team All-SEC selections from the Associated Press and the conference's coaches... Earned first-team All-SEC honors as a sophomore in 2014 after recording 33 tackles [16 solo], 11.5 tackles for loss and 5.5 sacks in 14 games... Appeared in 13 games and contributed 16 tackles [10 solo] and 3.0 tackles for loss as a freshman.

PERSONAL

Attended Stone Bridge H.S. in Ashburn, Va., approximately five miles away from Washington team headquarters... Posted 119 tackles with nine sacks, six fumble recoveries, eight pass breakups, six blocked kicks and had seven pass breakups as a senior in 2012... Earned 2012 Gatorade Virginia Football Player of the Year and garnered first-team Parade All-American and second-team **USA Today** All-American honors... Selected to the U.S. Army All-American Bowl... Was a consensus five-star recruit from recruiting services... Totaled 102 stops with 15 sacks and seven blocked kicks as a junior... Posted 87 tackles, 20 sacks and eight forced fumbles as a sophomore in 2010... Finished prep career as a two-time first-team all-state performer in Virginia and as a two-time Washington Post All-Metro selection. Earned 2012 Washington Post All-Met Player of the Year honors on defense, while fellow future Washington cornerback Kendall Fuller earned the honor on offense... Former resident of Leesburg, Va., who attended Washington training camp in Ashburn as a fan in 2010... Majored in financial planning and consumer affairs... Son of Richard Allen... Born Jan. 16, 1995.

YEAR-BY-YEAR STATS

DEFENSE

Year	Team	G	GS	Tack	Solo	Sack	PD	FF	FR
2017	Was	5	5	10	3	1.0	0	0	0
2018	Was	16	16	61	35	8.0	0	0	0
2019	Was	15	15	68	46	6.0	1	0	1
Career		36	36	139	84	15.0	1	0	1

*Tackle stats according to STATS, LLC

CAREER HIGHS

SINGLE-GAME

Total Tackles:	10, at Dallas (11/22/18)
Solo Tackles:	5, at Dallas (11/22/18)
Sacks:	2, twice, last at Jacksonville (12/16/18)

8

**KYLE ALLEN****QB****6-3 // 210****3rd NFL Season // Houston****DOB: March 8, 1996 // Desert Mountain H.S. [Scottsdale, Ariz.]****TRANSACTIONS**

Originally signed as an undrafted rookie free agent by the Carolina Panthers on May 10, 2018... Released by the Panthers on September 1, 2018... Signed to the Panthers practice squad on September 2, 2018... Released from the Panthers practice squad on September 10, 2018... Signed to the Panthers practice squad on October 30, 2018... Signed to the Panthers active roster on December 20, 2018... Re-signed to the Panthers on March 10, 2020... Traded to Washington on March 23, 2020.

PRO

Enters 2020 having previously appeared in 15 games [13 starts]. Completed 323-of-520 passes for 3,588 yards with 19 touchdowns and 16 interceptions for a passer rating of 82.0 in his first two NFL seasons with Carolina.

YEAR-BY-YEAR**2019 [PANTHERS]**

Started in 12 of 13 games of the season and completed 303-of-489 passes for 3,322 yards with 17 touchdowns and 16 interceptions for an 80.0 passer rating.... Threw for 19-of-26 passes for 261 yards with a career-high four touchdowns for a 144.4 passer rating in win at ARI [9/22]... Threw for 232 yards, completing 24-of-34 passes for an 89.3 passer rating in a win at HOU [9/29]... Finished with 17 completions for 181 yards with one touchdown for a passer rating of 85.6 in a win vs. JAX [10/06]... Connected on 20-of-32 passes for 227 yards with two touchdowns for a 104.6 passer rating in a win at TB [10/13]... Finished with 19 completions for 158 yards at SF [10/27]... Completed 17-of-32 pass attempts for 232 yards and two touchdowns and one interception for a passer rating of 84.4 in a win vs. TEN [11/03]... Completed 28-of-43 pass attempts for 307 yards and one touchdown and one interception for a passer rating of 84.2 at GB [11/10]... Finished with 31 completions for 325 yards vs. ATL [11/17]... 23-of-36 pass attempts for 256 yards and three touchdowns for a passer rating of 112.7 at NO [11/24]... Completed 27-of-46 pass attempts for 278 yards, two touchdowns and one interception and finished with a passer rating of 81.6 and rushed for 22 yards and one touchdown vs. WAS [12/01]... Completed 28-of-41 pass attempts for 293 yards with one touchdown and two interceptions and rushed for 24 yards and one touchdown at ATL [12/08]... Finished with 25 completions for 277 yards and one touchdown vs. SEA [12/15]... Finished with 25 completions for 295 yards and one interception with a 72.7 passer rating vs. NO [12/29].

2018 [PANTHERS]

Spent time on Carolina's practice squad before being signed to the active roster on Dec. 20... Played in first career game, completing 4-of-4 passes for 38 yards against ATL [12/22]... Notched first career start in a win at NO [12/30], becoming the seventh rookie quarterback with a start in Panthers history as he threw for 228 yards and two touchdowns for a 111.3 rating.

COLLEGE

Played in five games with three starts for Houston in 2017... Threw for 751 yards with four touchdowns in only season with Houston in 2017... Broke the Houston single-game completion percentage record at 93.9 on 31-33 passing in win over Rice [9/16/17]... Redshirted the 2016 season after transferring from Texas A&M... Spent the 2014 and 2015 seasons at Texas A&M... Led Texas A&M in sophomore season in passing and total offense, completing 160-of-283 passes for 2,210 yards and 17 touchdowns against seven interceptions, becoming the eighth quarterback in Texas A&M history to pass for 2,000 yards and 15 touchdowns in a season... Threw for 1,322 yards and 16 touchdowns as a freshman against seven interceptions on 118-of-192 passing... Closed the year with MVP honors in an Autozone Liberty Bowl win over West Virginia, throwing for 294 yards and four touchdowns.

PERSONAL

Attended Desert Mountain H.S. in Scottsdale, Ariz... Rated the nation's top quarterback in 2014 by ESPN, Rivals, Scout and 247Sports after throwing for more than 8,000 yards and 86 touchdowns over his high school career... 2014 US Army All-American... Born March 8, 1996.

CAREER HIGHS**SINGLE-GAME**

Pass Attempts:	50 vs. Atlanta [11/17/19]
Pass Completions:	31 vs. Atlanta [11/17/19]
Yards Passing:	325 vs. Atlanta [11/17/19]
Passing TD:	4 at Arizona [9/22/19]
Long Pass:	53 at New Orleans [12/30/18]

YEAR-BY-YEAR STATS

PASSING

Year	Team	G	GS	Att	Comp	Pct	Yds	Yd/A	TD	Int	Lg	Rate
2018	Car	2	1	31	20	64.5	266	8.6	2	0	53t	113.1
2019	Car	13	12	489	303	62.0	3,322	6.8	17	16	52t	80.0
Career		15	13	520	323	62.1	3,588	6.9	19	16	53t	82.0

RUSHING

Year	Team	Att	Yards	Yd/A	Lg	TD
2018	Car	5	19	3.8	10	1
2019	Car	32	106	3.3	17t	2
Career		37	125	3.4	17t	3

52



RYAN ANDERSON

LB

6-2 // 255

4th NFL Season // Alabama

DOB: Aug. 12, 1994 // Daphne (Ala.) H.S.

TRANSACTIONS

Originally selected by Washington in the second round (49th overall) of the 2017 NFL Draft.

PRO

Enters 2020 having appeared in 43 contests from 2017-19... Compiled 71 tackles [45 solo] with 6.0 sacks, 15 quarterback hits and six tackles for loss.

YEAR-BY-YEAR

2019 (WASHINGTON)

Appeared in all 16 games with four starts and recorded career-highs in tackles [43], solo tackles [29], sacks [4.0] and tackles for loss [4]... Registered five forced fumbles, which was tied with Khalil Mack for the fourth-most in 2019... Made his season debut at PHI [9/8]... Tallied three tackles with two solo against the Cowboys [9/15]... Posted two tackles against both the Bears [9/23] and the Giants [9/29]... Recorded one solo tackle and one quarterback hit in a game vs. NE [10/6]... Notched two tackles [one solo] and one quarterback hit in a victory over MIA [10/13]... Had three total tackles and a pass defended vs. SF [10/20]... Assisted on a pair of tackles and earned his first career fumble recovery vs. MIN [10/24]... Recorded two total tackles and one tackle for loss at BUF [11/3]... Posted two tackles and forced his first career fumble at home vs. NYJ [11/17]... Had a season high six tackles and his first sacks of the year against the Lions [11/24]... Recorded six tackles [two solo], one quarterback hit and one tackle for loss in a victory over CAR [12/1]... Had two solo tackles with a sack, as well as forcing and recovering his second fumble of the season vs. GB [12/8]... Logged five tackles [four solo], two sacks, two quarterback hits, three forced fumbles and one tackle for loss in a contest vs. PHI [12/15]... Recorded one solo tackle and one quarterback hit in a matchup vs. NYG [12/22]... Started and recorded four solo tackles at DAL [12/29].

2018 (WASHINGTON)

Appeared in 13 games, tallying 14 total tackles [five solo] and two sacks... Recorded his first multi-sack season of his career... Recorded first career sack for a loss of four yards, a tackle for loss and one quarterback hit. Contributed on defense, special teams, offense and played fullback on Adrian Peterson's 100th career rushing touchdown in win at ARI [9/9]... Appeared on defense and special teams vs. IND [9/16]... Assisted on a tackle and contributed on defense, special teams and offense and appeared at fullback on both of Adrian Peterson's touchdowns in a win vs. GB [9/23]... Notched two tackles [one solo] on defense, one assisted tackle on special teams and contributed on offense at NO [10/8]... Contributed on offense, defense and special teams and added one assisted tackle on defense in a win vs. CAR [10/14]... Notched one solo tackle, one assisted tackle on special teams, one sack and two quarterback hits in a win vs. DAL [10/21]... Added one assisted tackle in a win at NYG [10/28]... Contributed one solo tackle vs. ATL [11/4]... Added one special teams tackle in a win at TB [11/11]... Assisted on four tackles vs. HOU [11/18]... Notched one special teams tackle at DAL [11/22]... Added one solo tackle at PHI [12/3]... Inactive weeks 14-15... Assisted on a tackle at TEN [12/22]... Inactive week 17 vs. PHI [12/30].

2017 (WASHINGTON)

Appeared in 14 games, compiling 14 tackles [11 solo] as a

rookie... Made NFL debut vs. PHI [9/10]... Contributed on defense and special teams in a win at LAR [9/17]... Recorded two solo tackles [one for loss] in a win vs. OAK [9/24]... Played on defense and special teams at KC [10/2]... Contributed on defense and special teams in a win vs. SF [10/15]... Played on defense and special teams at PHI [10/23] and vs. DAL [10/29]... Contributed on all three sides of the ball in a win at SEA [11/5]. In addition to registering an assisted tackle, appeared at fullback on both of the team's rushing touchdowns... Contributed again on all three sides of the ball vs. MIN [11/12], making one tackle... Added a solo tackle at NO [11/19]... Recorded a solo tackle in a Thanksgiving night win vs. NYG [11/23]... Assisted on a tackle at DAL [11/30]... Tallied a career-high five tackles [all solo] at LAC [12/10]... Recorded three solo tackles prior to exiting with a knee injury in a win vs. ARI [12/17]... Inactive vs. DEN [12/24] and at NYG [12/31].

COLLEGE

Played collegiately at Alabama from 2013-16, recording 128 tackles [64 solo], 40.0 tackles for loss, 19.5 sacks, six forced fumbles and one interception [which he returned 26 yards for a touchdown] in 57 career games... As a senior, earned first-team All-SEC honors from the Associated Press after registering 61 total tackles, a team-high 19.0 tackles for loss, 9.0 sacks, four forced fumbles, three fumble recoveries and three pass breakups... Helped the Crimson Tide to a national championship in 2015, notching 37 total tackles, 11.5 tackles for loss, 6.0 sacks, two forced fumbles and two fumble recoveries... Played in all 14 games as a sophomore in 2014, recording 25 tackles, including 8.0 tackles for loss, 3.0 sacks and a fumble recovery... Added 1.5 sacks in 13 games played as a redshirt freshman in 2013... Redshirted in 2012.

PERSONAL

Attended Daphne (Ala.) H.S., where he garnered all-state honors from the Alabama Sports Writers Association after a 105-tackle, 12-sack senior season in 2011... Posted 75 stops and 14.5 sacks as a junior, helping Daphne win the state championship... Was a member of the Alabama Sports Writers Association's Super 12... Rated as a four-star recruit by ESPN, Scout.com and Rivals.com. Listed by Rivals as the sixth-best outside linebacker in his recruiting class... In 2017, guided students from Dreams for Kids DC through football drills and visited Finance Park for an in-person financial literacy simulation with eighth grade students from Thomas Pullen Performing Arts Academy... Second cousin of NFL defensive lineman Wallace Gilberry... Son of Kim Johnson... Born Aug. 12, 1994.

YEAR-BY-YEAR STATS

DEFENSE

Year	Team	G	GS	Tack	Solo	Sack	INT	PD
2017	Was	14	0	14	11	0.0	0	0
2018	Was	13	0	14	5	2.0	0	0
2019	Was	16	4	43	29	4.0	0	1
Career		43	4	71	45	6.0	0	1

ADDITIONAL

FF-FR: 5-2 in 2019

**Tackle stats according to STATS, LLC*

CAREER HIGHS

SINGLE-GAME

Total Tackles:	6, twice, last at Carolina [12/01/19]
Solo Tackles:	6, vs. Detroit [11/24/19]
Sacks:	2, vs. Philadelphia [12/15/19]

30



TROY APKE

S

6-1 // 205

3rd NFL Season // Penn State

DOB: April 11, 1995 // Mt. Lebanon H.S. (Pittsburgh, Pa.)

TRANSACTIONS

Originally selected by Washington in the fourth round (109th overall) of the 2018 NFL Draft.

PRO

Enters 2020 having appeared in 17 contests from 2018-19... Compiled 15 tackles [13 solo] with one interception, two passes defended and two tackles for loss.

YEAR-BY-YEAR

2019 [WASHINGTON]

Saw action in 15 games with two starts and recorded 15 tackles [13 solo] and notched first career interception along with two passes defended... Appeared on special teams and tallied his first career tackle at PHI [9/8]... Recorded his first solo tackle of the season on special teams vs Dallas [9/15]... Appeared on special teams versus the Bears [9/23] and the Giants [9/29]... Played on special teams vs. NE [10/6]... Appeared one special teams tackle in a win over MIA [10/13]... Recorded his first career interception and first career pass defended, as well as a single-game career-high six total tackles vs. SF [10/20]... Earned his first career start and posted three solo tackles and first career tackle for loss vs. the Vikings [10/24]... Started at BUF [11/3] and recorded six total tackles and one tackle for loss... Returned to his back-up role and appeared on both defense and special teams, recorded two tackles on kickoff against the Jets [11/17]... Played on special teams and defense vs. DET [11/24]... Saw game action on five percent of defensive snaps and 79 percent on special teams and recorded one special teams tackle... Played on special teams on the road against the Packers [12/8]... Saw game action in a contest vs. PHI [12/15]... Raked one pass defended and one special team tackle in a matchup vs. NYG [12/22]... Inactive at DAL [12/29].

2018 [WASHINGTON]

Appeared in two games during his rookie season... Made NFL debut and contributed on special teams with one solo tackle in a win at ARI [9/9]... Inactive in Weeks 2-7... Contributed on special teams in a win at NYG [10/28]... Placed on Reserve/Injured list with a leg injury on Oct. 29.

COLLEGE

Played collegiately at Penn State from 2014-17, appearing in 44 career games and compiling 111 tackles [63 solo], six pass breakups, 3.0 tackles for loss, two interceptions and a forced fumble... Appeared in 14 games with 13 starts as a senior, collecting 55 tackles [36 solo], five pass breakups and an interception en route to honorable mention All-Big Ten honors... Appeared in 14 games as a junior, recording 28 tackles [11 solo] and an interception... As a sophomore in 2015, played in 13 games and was a key contributor on special teams in addition to posting 26 tackles [14 solo] and a pass breakup on defense... Played in six games as a freshman, participating on all special teams units.

PERSONAL

Attended Mt. Lebanon H.S. in Pittsburgh, where he was a three-year letterman and earned first-team Class AAAA all-state and All-Southeastern Conference honors as a wide receiver before transitioning to safety at the start of his col-

lege career... Recorded 40 catches for 728 yards and seven receiving touchdowns as a senior... Garnered second-team Class AAAA all-state, first-team all-conference and Pittsburgh Post-Gazette South Fab 22 honors as a junior after setting school records for receiving yards [1,048] and receiving touchdowns [13] in a season on just 45 catches... Was a standout for the track and field team and lettered once in basketball... Won the WPIAL 100-meter title as a senior [10.81] and finished fifth at the 2014 PIAA Class AAAA Track and Field Championships... Helped the 4x100 relay team advance to the state championships as a junior and senior. Named MVP of the NFLPA Collegiate Bowl after posting seven tackles, forcing a fumble and grabbing an interception... Ran the fourth-fastest 40-yard dash at the 2018 NFL Scouting Combine, only two-hundredths of a second off of times run by Parry Nickerson, Denzel Ward and Donte Jackson... Majored in criminology... Son of Steven and Susan Apke. His father and mother both attended the University of Pittsburgh and competed in football and track and field, respectively... Last name pronounced "app-KEY"... Born April 11, 1995.

YEAR-BY-YEAR STATS

DEFENSE

Year	Team	G	GS	Tack	Solo	Sack	INT	PD
2018	Was	2	0	1	1	0.0	0	0
2019	Was	15	2	15	13	0.0	1	2
Career		17	2	15	13	0.0	1	2

*Tackle stats according to STATS, LLC

25



PEYTON BARBER

RB

5-11 // 225

5th NFL Season // Auburn

DOB: Feb. 27, 1994 // Milton H.S. (Alpharetta, Ga.)

TRANSACTIONS

Originally signed by the Tampa Bay Buccaneers as a college free agent on May 2, 2016... Released by Tampa Bay on September 9, 2016... Signed to Tampa Bay's practice squad on September 4, 2016... Signed to Tampa Bay's active roster on September 8, 2016... Re-signed with Tampa Bay on March 19, 2018... Re-signed with Tampa Bay on March 15, 2019... Signed with Washington as an unrestricted free agent on March 24, 2020.

PRO

Enters 2020 having previously appeared in 63 career games with 28 starts with Tampa Bay... In first four years (2016-19), rushed 551 times for 1,987 yards with 15 rushing touchdowns and caught 57 passes for 349 yards with two receiving touchdowns.

YEAR-BY-YEAR

2019 (BUCCANEERS)

Appeared in 16 games with seven starts... Rushed eight times for 33 yards and caught two passes for 12 yards vs. SF [09/08]... Totaled 89 yards of offense, rushing 23 times for 82 yards and catching one pass for 7 yards and one rushing touchdown in a win at CAR [09/12]... Rushed 13 times for 48 yards and caught two passes for 7 yards vs. NYG [09/22]... Had 19 rushing yards and a touchdown on 19 carries in a win at LAR [09/29]... Rushed eight times for 32 yards and one touchdown at NO [10/06]... Had 28 rushing yards on eight carries vs. CAR [10/13]... Had 20 rushing yards on 10 carries and once reception for eight yards at TEN [10/27]... Had 15 rushing yards on four carries at SEA [11/03]... Rushed 11 times for 43 yards and one touchdown and caught one pass for four yards in a win vs. ARI [11/10]... Recorded two catches for 11 yards and one touchdown vs. NO [11/17]... Rushed for 32 yards on 11 carries in a win at ATL [11/24]... Had 17 carries for 44 yards and two touchdowns in a win at JAX [12/01]... Rushed 11 times for 34 yards and caught two passes for 19 yards in a win vs. IND [12/08]... Had 17 rushing yards on 10 carries caught two passes for 23 yards in a win at DET [12/15]... Rushed five times for 13 yards vs. HOU [12/21]... Had 10 rushing yards on six carries and two catches for 25 yards vs. ATL [12/29].

2018 (BUCCANEERS)

Appeared in and started all 16 games... Led the team in rushing, with 871 yards on the season, the third-most by an undrafted player in a season in team history. His five rushing touchdowns are also the most on the team and tie for the third most in a season by an undrafted Buccaneers player... Contributed on offense and special teams in a win at NO [09/09]... Had eight carries for 33 yards on Monday Night Football vs. PIT [09/24]... Rushed seven times for 24 yards at CHI [09/30]... Totaled 106 yards of offense, rushing 13 times for 82 yards and catching four passes for 24 yards and his first career touchdown reception at ATL [10/14]... Rushed for 30 yards in an overtime win vs. CLE [10/21]... Had 85 rushing yards and a touchdown on 19 carries at CIN [10/28]... Had 31 rushing yards at CAR [11/04]... Rushed for 61 yards on 13 carries vs. WAS [11/11]... Notched a career-high 106 rushing yards on 18 carries and a touchdown at NYG [11/18], his second career 100-yard rushing game... Rushed 18 times for 47 yards and one touchdown and two catches for 16 yards

vs. SF [11/25]... Rushed for 45 yards and a touchdown vs. CAR [12/02], marking his third consecutive game with a rushing touchdown, the longest streak by a Buccaneers player since 2015 (Doug Martin)... Had 14 carries for 42 yards vs. NO [12/09]... Rushed 19 times for 85 yards and a touchdown at BAL [12/16]... Rushed for 43 yards and added 13 receiving yards at DAL [12/23]... Rushed 15 times for 66 yards vs. Atlanta [12/30].

2017 (BUCCANEERS)

Played in all 16 games with four starts, rushing 108 times for 423 yards and three touchdowns and catching 16 passes for 114 yards... Rushed 10 times for 47 yards vs. CHI [09/17]... Saw action on special teams at MIN [09/24]... Rushed twice in a win vs. NYG [10/01]... Played 18 special teams snaps on Thursday Night Football vs. New England [10/05]... Played 19 snaps on special teams at Arizona [10/15]... Recorded a special teams tackle at BUF [10/22]... Had a special teams tackle on kickoff coverage vs. CAR [10/29]... Rushed 11 times for 34 yards and caught two passes for 20 yards at NO [11/05]... Had a special teams tackle against the NYJ [11/12]... Had two catches for 11 yards in a win at MIA [11/19]... Had two rushing touchdowns at ATL [11/26], his first career multi-touchdown game. He is the first Buccaneers player to record multiple rushing touchdowns in the same game since 2015 (Doug Martin, two vs. Jacksonville, 10/11/15)... Totaled 143 yards (102 rushing, 41 receiving) from scrimmage at GB [12/3], becoming the first Buccaneers player to rush for 100 yards this season (last: Jacquizz Rodgers, 154 yards at San Francisco, 10/23/16). Barber is the first player to lead the team in rushing and receiving in the same game since 2014 (Bobby Rainey, at Atlanta, 9/18/14)... Totaled 58 rushing yards on 12 carries and caught a five-yard pass vs. DET [12/10]... Started on Monday Night Football, rushing 13 times for 53 yards and caught three passes for 15 yards vs. ATL [12/18]... Rushed 13 times for 51 yards, including a season-long 34-yard rush, while also catching two passes for four yards at CAR [12/24]... Started in win vs. NO [12/31], rushing 17 times for 71 yards and a touchdown and catching two passes for 18 yards.

2016 (BUCCANEERS)

On the season, rushed 55 times for 223 yards with one touchdown, adding five catches for 28 yards... Made NFL debut at ATL [9/11]... Inactive at ARI [9/18]... Played 13 snaps on special teams vs. LAR [09/25]... Played 19 snaps on special teams vs. DEN [10/02]... Saw first career snaps on offense and rushed three times for six yards at CAR [10/10]... Rushed 12 times for 84 yards, including a 44-yard touchdown run to seal a 34-17 victory at SF [10/23]... Had one carry vs. OAK [10/30]... Made first career start on Thursday Night Football vs. ATL [11/03], rushing 11 times for 31 yards and catching four passes for 24 yards... Rushed 12 times for 38 yards vs. CHI [11/13]... Rushed four times for 22 yards in a win at KC [11/20]... Had five carries for 16 carries and one catch for four yards in a win vs. SEA [11/27]... Had two carries for six yards in a win at SD [12/04]... Saw 14 snaps on special teams and one snap on offense in a win vs. NO [12/11]... Recorded an assisted special teams tackle on kickoff coverage at DAL [12/18]... Played 16 special teams snaps at NO [12/24]... Rushed five times for 19 yards in a win vs. CAR [1/1/17].

COLLEGE

Played collegiately at Auburn, started 13-of-19 games played from 2013-15, totaling 1,071 yards on 248 carries and

25 PEYTON BARBER

13 touchdowns... Named to the SEC Academic Honor Roll and received Academic Top Tiger honors.

PERSONAL

Attended Milton High School in Alpharetta, Ga., where he ranked as the No. 48 prospect and No. 32 running back in the state of Georgia by 247Sports... Majored in interdisciplinary studies... Son of Ken and Lori Barber... Born Peyton Barber on February 27, 1994.

YEAR-BY-YEAR STATS

RUSHING

Year	Team	GP	GS	Att	Yds	Avg	Lg	TD
2016	TB	15	1	55	223	4.1	44t	1
2017	TB	16	4	108	423	3.9	34	3
2018	TB	16	16	234	871	3.7	28	5
2019	TB	16	7	154	470	3.1	17	6
Career		63	28	551	1987	3.6	44t	15

RECEIVING

Year	Team	GP	GS	Rec	Yds	Avg	Lg	TD
2016	TB	15	1	5	28	5.6	11	0
2017	TB	16	4	16	114	7.1	34	0
2018	TB	16	16	20	92	4.6	10	1
2019	TB	16	7	16	115	7.2	16	1
Career		63	28	57	349	6.1	34	2

ADDITIONAL

Fumbles-Lost: 2-1 in 2017, 1-1 in 2018, 1-1 in 2019

CAREER HIGHS

SINGLE-GAME

Attempts:	23, two times, last at Carolina (09/12/19)
Rushing Yards:	106, at N.Y. Giants (11/18/18)
Long (Rushing):	44t, at San Francisco (10/23/16)
Rushing TD:	2, two times, last at Jacksonville (12/01/19)
Receptions:	4, three times, last at Atlanta (10/14/18)
Receiving Yards:	41, at Green Bay (12/03/17)
Long (Receiving):	34, at Green Bay (12/03/17)
Receiving TD:	1, two times, last vs. New Orleans (11/17/19)

* All listed career highs for regular season only

85

MARCUS BAUGH

TE**6-4 // 245****3rd NFL Season // Ohio State****DQB: Dec. 9, 1994 // John W. North H.S. (Riverside, Calif.)**

TRANSACTIONS

Originally signed as an undrafted free agent with the Oakland Raiders on May 4, 2018... Waived by Oakland on September 1, 2018... Signed as a free agent with the Carolina Panthers on April 20, 2019... Waived by Carolina on February 21, 2020... Signed by Washington on March 3, 2020.

COLLEGE

Played four seasons at Ohio State, totaling 52 receptions, 573 receiving yards and seven receiving touchdowns in his final two seasons... Posted 28 catches for 304 yards and five touchdowns in his final season in 2017 as he earned All-Big 10 Honorable Mention honors... Also earned All-Big 10 Honorable Mention accolades in 2016 as he posted 24 catches for 269 yards and two touchdowns.

PERSONAL

Attended John W. North High School in Riverside, California... Caught a combined 68 passes for 1,138 yards and 10 touchdowns as a junior and senior... Was a consensus four-star prospect (ESPN, Scout, Rivals, 247Sports) as a senior and a Top 150 player overall, including a No. 73 ranking on the final Scout 100, a No. 102 ranking on the ESPN 150 and a 148 ranking on the final Rivals 250... Considered among the Top 3 tight end prospects in his recruiting class (Scout and 247Sports)... played in the 2013 Under Armour All-American game... Born Dec. 9, 1994.

92



RYAN BEE

DE

6-7 // 280
2nd // Marshall

DOB: Nov. 12, 1995 // Hillsdale H.S. [Ashland, Ohio]

TRANSACTIONS

Originally entered the NFL with Washington as a college free agent on April 30, 2019... Waived by Washington on August 21, 2019... Signed to Washington's practice squad on September 1, 2019... Signed to Washington's active roster on November 22, 2019... Waived by Washington on November 26, 2019... Signed to Washington's practice squad on November 28, 2019... Signed to a reserve/future contract on December 30, 2019.

YEAR-BY-YEAR

2019 [WASHINGTON]

Promoted to the active roster on November 22, 2019, where he played in his first career game and made one assisted tackle in a win vs. DET [11/24].

COLLEGE

Played collegiately at Marshall from 2014-18, appearing in 44 career games. Tallied 200 career tackles (56 solo), 29.5 tackles for loss, 18.0 sacks, seven pass defended, two forced fumbles, four fumble recoveries and two blocked kicks. Finished senior season with 36 tackles (13 solo), 7.0 tackles for loss and 4.0 sacks. Recorded two passes defended and two forced fumbles... Earned Conference USA first team honors... Second team selection for the Conference USA all-conference team in 2017 as a redshirt junior... Finished season with 51 tackles, 7.5 tackles for loss, one pass defended, one blocked kick and 10 quarterback hurries. Led team in sacks (5.5) and recorded a season-high 10 tackles, 2.0 sacks and 2.0 tackles for a loss vs. Kent State... Played in 11 games with 10 starts as a redshirt sophomore. Tallied 54 tackles (14 solo), 6.5 tackles for a loss and 4.5 sacks, two pass defended and a forced fumble. Registered a season-high four tackles in four different games. Ranked second on the team in sacks... Played in 12 games as a redshirt freshman, starting the final eight contests. Recorded 59 tackles (15 solo), with 8.5 tackles for loss, 4 sacks, two pass breakups, three fumble recoveries and 12 quarterback hurries. Recorded 12 tackles against Old Dominion in 2016. Named to Conference USA All-Freshman Team.

PERSONAL

Attended Hillsdale H.S. in Ashland, Ohio, where he was the team captain for the football and basketball teams... Tallied 154 tackles, 33 tackles for loss and 26 sacks along with 20 catches for 250 yards and eight touchdowns from 2012-13... Associated Press 2013 All-Ohio Division VI first team selection... Son of Joanna Killey and Jeff Bee... Born Nov. 12, 1995.

YEAR-BY-YEAR STATS

DEFENSE

Year	Team	G	GS	Tack	Solo	Sack	INT	PD
2019	Was	1	0	1	0	0	0	0
Career		1	0	1	0	0	0	0

*Tackle stats according to STATS, LLC

53**JON BOSTIC****LB****6-1 // 245****8th NFL Season // Florida****DQB: May 5, 1991 // Palm Beach Central H.S. (Wellington, Fla.)****TRANSACTIONS**

Originally selected by the Chicago Bears in the second round (50th overall) of the 2013 NFL Draft... Traded to the New England Patriots on September 29, 2015... Traded to the Detroit Lions on May 9, 2016... Signed with the Indianapolis Colts as an unrestricted free agent on April 20, 2017... Signed with the Pittsburgh Steelers as an unrestricted free agent on March 18, 2018... Released by the Steelers on April 27, 2019... Signed with Washington on May 22, 2019.

PRO

Enters 2020 having appeared in 86 career games [62 starts]... Compiled 415 total tackles [260 solo], 23 tackles for loss, 12 passes defended, 6.5 sacks, two fumble recoveries and two interceptions in his first seven seasons from 2013-19.

YEAR-BY-YEAR**2019 (WASHINGTON)**

Started in all 16 games at linebacker and finished with a single-season high 105 tackles [56 solo] while adding one interception, one sack, two passes defended and three tackles for loss... Tallied two tackles in his Redskins debut at PHI [9/8]... Tracked down seven tackles against the Cowboys, making four solo stops [9/15]... Tied for a team-high nine tackles against Chicago [9/23]... Recorded 11 tackles vs. NYG, his ninth double-digit outing in his career [9/29]... Recorded seven tackles [five solo] in matchup vs. NE [10/6]... Raked in eight tackles [four solo] and one tackle for loss in a win over MIA [10/13]... Recorded seven total tackles and one tackle for loss vs. SF [10/20]... Continued his streak of at least seven tackles to a career-best seven games, finished with nine tackles and his first sack of the season on the road vs. MIN [10/24]... Notched four total tackles at BUF [11/3]... Recorded a team-high seven tackles at home against the Jets as well as his second interception of his career [11/17]... Tracked four tackles [two solo] against the Lions [11/24]... Logged seven tackles [two solo] and one quarterback hit in a victory over CAR [12/1]... Reached 80+ tackles on the season with his five-tackle performance vs. GB [12/8]... record five tackles and one pass defended in a contest vs. PHI [12/15]... Logged five tackles [four solo] and one quarterback hit in a contest vs. NYG [12/22]... Registered six tackles [four solo] at DAL [12/29].

2018 (STEELERS)

Played in 16 games [14 starts], racking up 73 total tackles [46 solo], five tackles for loss, three passes defended and 2.5 sacks... Earned nine total tackles [four solo] and a sack in a Week 1 contest at CLE [9/9]... Tallied six total tackles [four solo] vs. KC [9/16]... Notched six tackles, two passes defended and a sack in a win at TB [9/24]... Earned nine total tackles [six solo] vs. BAL [9/30]... Had five total tackles [three solo] and half a sack in a win vs. ATL [10/7]... Added two tackles [one solo] and a pass defended in a win at CIN [10/14]... Compiled four tackles [one solo] and a quarterback hit in win vs. CLE [10/28]... Recorded five total tackles [four solo] in a victory at BAL [11/4]... Notched a season-high 10 total tackles [six solo] in a victory vs. CAR [11/8]... Recorded six total tackles [two solo] in a win at JAX [11/18]... Made four tackles [three solo] at DEN [11/25]... Contributed on defense vs. LAC [12/2] and at OAK [12/9]... Earned two tackles in a victory vs. NE [12/16]... Totaled five tackles [four solo] at NO [12/23]... Contributed on defense in win vs. CIN [12/30].

2017 (COLTS)

Played and started in all 14 games in which he was active, before being placed on the Reserve/Injured list with a right knee injury... Recorded a career-high 97 total tackles [57 solo], six tackles for loss, three passes defended and a sack... Tallied seven total tackles [five solo] at LAR [9/10]... Earned 10 total tackles (eight solo), one tackle for loss and a pass breakup in a win vs. CLE [9/24]... Had a season-high 12 total tackles [five solo] at SEA [10/1]... Earned seven total tackles [three solo] in a win vs. SF [10/8]... Had eight total tackles [four solo], a career high three tackles for loss, one sack and one fumble recovery at CIN [10/29]... Recorded six total tackles [five solo] and two passes defended in a victory at HOU [11/5]... Earned nine total tackles (four solo), one of which was for a loss, vs. PIT [11/12]... Had 10 total tackles [five solo] vs. TEN [11/26]... Had six total tackles [four solo] at JAX [12/3].

2016 (LIONS)

Spent the season on the Reserve/Injured list with a foot injury.

2015 (PATRIOTS)

Started only one game in 2015, played in 11... Earned one tackle and one quarterback hit in a Week 9 victory vs. WAS [11/8].

2014 (BEARS)

Played in 13 games (eight starts), tallying 84 total tackles [58 solo], four tackles for loss and three passes defended... Tallied four total tackles [three solo] and a tackle for loss in a victory at SF... Earned a career high 13 total tackles [six solo] and two passes defended in a win at NYJ [9/22]... Notched six total tackles [five solo] at GB [11/9]... Had five tackles in a win vs. MIN [11/16]... Earned two total tackles [one solo] and a pass defended vs. TB [11/23]... Recorded 11 total tackles [seven solo] and one tackle for loss at DET [11/27]... Earned eight total tackles [five solo] vs. DAL [12/4]... Had eight total tackles [six solo] vs. NO [12/15]... Recorded six tackles and one tackle for loss vs. DET [12/21]... Had 10 total tackles [six solo] and one tackle for loss at MIN [12/28].

2013 (BEARS)

Played in all 16 games (nine starts) in his rookie season, accumulating 55 total tackles [43 solo], five tackles for loss, two sacks, one interception and a fumble recovery... Earned eight total tackles [six solo] in his first career start at WAS [10/20]... Earned four total tackles [three solo] in a win at GB [11/4]... Notched six total tackles [three solo] vs. DET [11/10]... Tallied five tackles, one interception and one tackle for loss in a Week 11 win vs. BAL [11/17]... Recorded a season-high 10 total tackles [six solo] and a career high two sacks at MIN [12/1]... Had three tackles in a win vs. DAL [12/9]... Tallied five tackles and a tackle for loss in a victory at CLE [12/15]... Had eight total tackles (seven solo), a tackle for loss and a fumble recovery at PHI [12/22].

COLLEGE

Played collegiately at Florida, where he recorded 237 total tackles [155 solo], 19 tackles for loss, 7.5 sacks, seven passes defended, five interceptions and two forced fumbles in 51 games (32 starts)... Started all 13 games for a second consecutive season during his senior year in 2012, recording 68 total tackles [45 solo] which ranked third on the Gators... Named to the Coaches' All-SEC Second Team... Phil Steele

Midseason All-SEC Second Team... Recognized on the Butkus Award Watch List for the second consecutive season and the Lombardi Award Preseason Watch list... During his junior campaign in 2011, the linebacker led the team in total tackles (94) and earned a career high in tackles for loss (10)... Selected to the Butkus Award Watch List for the nation's top linebacker... Four-year letterwinner for the Gators.

PERSONAL

Attended Palm Beach Central H.S. in Wellington, Fla. where he ranked as the fifth-best inside linebacker prospect according to Rivals.com... During his senior season, Bostic ran for 458 yards on 75 rush attempts with six touchdowns... Tallied over 100 tackles in his junior season... Member of the ESPN Top 150... All-state selection for Florida Class-6A and a U.S. Army All-American Bowl selection... His father, Jon Bostic, was a defensive back for the Detroit Lions (1985-87), playing in 29 games... Born on May 5, 1991.

YEAR-BY-YEAR STATS

DEFENSE

Year	Team	G	GS	Tack	Solo	Sack	INT	PD
2013	Chi	16	9	55	43	2.0	1	1
2014	Chi	13	8	84	58	0.0	0	3
2015	NE	11	1	1	0	0.0	0	0
2017	Ind	14	14	97	57	1.0	0	3
2018	Pit	16	14	73	46	2.5	0	3
2019	Was	16	16	105	56	1.0	1	2
Career		86	62	415	260	6.5	2	12

ADDITIONAL

FF-FR: 0-1 in 2013, 0-1 in 2017

*Tackle stats according to STATS, LLC

CAREER HIGHS

SINGLE-GAME

Total Tackles: 13, at NY Jets [9/22/14]
Solo Tackles: 8, vs. Cleveland Browns [9/24/17]
Sacks: 2, at Minnesota Vikings [12/1/13]

95

JORDAN BRAILFORD

DE**6-3 // 252****1st NFL Season // Oklahoma State****DQB: Oct. 9, 1995 // Booker T. Washington H.S. [Tulsa, Okla.]**

TRANSACTIONS

Originally selected by Washington in the seventh round (253rd overall) of the 2019 NFL Draft.

YEAR-BY-YEAR

2019 [WASHINGTON]

Spent the 2019 season on the reserve/injured list.

COLLEGE

Played collegiately at Oklahoma State from 2014-18, compiling 135 total tackles (90 solo), 31.5 tackles for loss, 16 sacks, three forced fumbles, one interception and one pass defended in 35 career games... During his senior campaign in 2018, he was named team captain and was selected first-team All-Big 12 by the coaches in the conference and a second-team All-Big 12 selection by the Associated Press. Amassed 54 total tackles (37 solo), 16 tackles for loss, nine sacks, a forced fumble and a pass defended in 13 games. Led the Big 12 in sacks per game (0.69), his seven quarterback hurries ranked fourth in OSU school history. Leslie O'Neal Award recipient, awarded to the team's most outstanding defensive player... Selected to the 2017 second-team All-Big 12 honoree by the coaches and the Associated Press after recording 57 total tackles (34 solo), 10.5 tackles for loss, 4.5 sacks and a forced fumble in 13 games in his junior season... He appeared in 13 games in 2017 as a sophomore. Recorded 57 total tackles (34 solo), 10.5 tackles for loss, 4.5 sacks and a forced fumble. Named to second team All-Big 12 in 2017... Injured in 2016... Appeared in 10 games during freshman year in 2015, finishing with 23 tackles (18 solo) and 3.5 tackles for loss... Redshirted in 2014.

PERSONAL

Attended Booker T. Washington H.S. in Tulsa, Okla., where he notched 105 tackles and nine sacks during his senior year... Earned 98 tackles, 11 sacks, two fumble recoveries and one fumble return for a touchdown during his junior year at Booker T. Washington H.S... Participant in the Semper Fidelis All-American Game and first team all-state honors from *The Oklahoman* and the *Tulsa World* during his senior year... Majored in management... Son of Robin Daniels and Nathaniel Brailford, Jr... Born on Oct. 9, 1995.

74



GERON CHRISTIAN SR.

T

6-6 // 315

3rd NFL Season // Louisville

DOB: Sept. 10, 1996 // Trinity Catholic H.S. (Ocala, Fla.)

TRANSACTIONS

Originally selected by Washington in the third round (74th overall) of the 2018 NFL Draft.

YEAR-BY-YEAR

2019 [WASHINGTON]

Saw action in 16 games with two starts...Played on special teams at PHI [9/8]... Appeared on special teams on a goal line package vs DAL and CHI [9/15, 9/23]... Played on special teams and goal line packages against the Giants [9/29]... Made first career start, played 15 snaps on special teams and offensive packages [10/6]... Saw game action and contributed to quarterback Case Keenum throwing 13-of-25 116 yards and two touchdowns in a victory over MIA [10/13]... Active vs. SF [10/20]... Played on special teams and special offensive packages an extra lineman vs. MIN [10/24]... Active at BUF [11/3]... Played on special teams as well as playing the whole fourth quarter at left tackle vs. NYJ [11/17]... Played 16 snaps on offense vs. DET [11/24]... Protected Quarterback Dwayne Haskins as he threw for 13-of-15 and 147 yards in a victory over CAR [2/1]... Played on both offense and special teams against the Packers [12/8]... Did not give up a sack and contributed to an offense that recorded three touchdowns and 362 total yards in a matchup vs. PHI [12/15]... Protected Quarterback Dwayne Haskins Jr. as he threw for 133 yards and two touchdowns going 12-of-15 and Quarterback Case Keenum as he threw for 158 yards one touchdown going 16-of-22 in a contest vs. NYG [12/22]...Saw limited action on offense and special teams at DAL [12/29].

2018 [WASHINGTON]

Appeared in two games during his rookie season at left and right tackle... Inactive in Weeks 1-8... Made NFL debut and saw action at left and right tackle vs. ATL [11/4]... Contributed on offense in a win at TB [11/11]... Placed on team's Reserved/Injured list with a leg injury in Week 11.

COLLEGE

Played collegiately at Louisville from 2015-17, starting all 39 games in which he appeared in his three seasons with the Cardinals... As a junior in 2017, started all 13 games and was an integral part in Louisville finishing third in the nation in total offense (544.9 yards per game) and 11th in the nation in scoring offense (38.1 points per game), ranking atop the ACC in both categories... In 2016, was a third-team All-ACC selection after starting all 13 games and helping quarterback Lamar Jackson become Louisville's first Heisman Trophy winner and the youngest in the award's history... Was also an honorable mention All-ACC honoree as a freshman in 2015 when he was the lone offensive lineman to start all 13 games for the Cardinals.

PERSONAL

Attended Trinity Catholic H.S. in Ocala, Fla., where he was a 3A all-state selection... Spent his first two years at Forest H.S. and his junior year at West Port H.S., both in Ocala... First-team Star-Banner all-county selection as a sophomore at Forest and was a second-team selection as a junior at West Port... Played tight end as a freshman at Forest and offensive line as junior at West Port... Averaged a double-double on the basketball court at Trinity Catholic, averaging 14 points per game and 13 rebounds per game... Son of Mary Ann Brown and Gerald Christian, Sr. His brother, Gerald Jr., played tight end at Louisville from 2013-14... First name pro-

nounced "JARE-en"... Born Sept. 10, 1996.

YEAR-BY-YEAR STATS

GAMES/STARTS

Year	Team	G	GS
2018	Was	2	0
2019	Was	16	2
Career		18	2

20



LANDON COLLINS

S

6-0 // 218

6th NFL Season // Alabama

DOB: Jan. 10, 1994 // Dutchtown H.S. (New Orleans, La.)

TRANSACTIONS

Originally selected by the New York Giants in the second round (33rd overall) of the 2015 NFL Draft... Became a free agent after not receiving a franchise tag from the Giants on March 5, 2019... Signed with Washington on March 14, 2019.

HONOR ROLL

- >> Three-time Pro Bowl selection (2016-18 seasons)
- >> PFW/PFWA All-NFL Team (2016)
- >> Associated Press All-Pro Team (2016)
- >> PFW/PFWA All-Rookie Team (2015)
- >> NFL Top 100 Players (No. 28 after 2017, No. 92 after 2018)

PRO

Joined Washington during the 2019 offseason... Enters 2020 having appeared in 74 career games in which he started... Recorded 545 tackles (399 solo), 5.0 sacks for 48.0 yards, eight interceptions for 93 yards, one defensive touchdown, 36 passes defended, 13 quarterback hits, 31 tackles for loss, five forced fumbles and three fumble recoveries in his first five seasons (2015-19).

YEAR-BY-YEAR

2019 (WASHINGTON)

Started in all 15 games he appeared and finished the season with 117 tackles (78 solo), one sack, four passes defended, nine tackles for loss and two forced fumbles... Made his Washington debut and tallied seven tackles (six solo) at PHI [9/8]... Led the team tackles against the Cowboys with 12 and recorded a tackle for loss [9/15]... Logged seven tackles and a tackle for loss against the Bears [9/23]... Tallied nine stops against his former team NYG [9/29]... Tallied seven solo tackles including one for a loss vs. NE [10/6]... Notched 12 tackles, [10 solo] one sack and two passes defended in a win over MIA [10/13]... Had four total tackles vs. SF [10/20]... Tracked down 11 tackles on the road against Minnesota [10/24]... Recorded nine total tackles and a tackle for loss at BUF [11/3]... Finished with five tackles at home against the Jets [11/17]... Posted 10 tackles, his ninth 10+ tackle game since 2018, and added two tackles for loss vs. DET [11/24]... Logged eight tackles (three solo), one tackle for loss and one quarterback hit in a victory over CAR [12/1]... Posted four solo tackles, reaching 106 tackles on the season (tied for 10th most all-time in franchise history by a defensive back), road the road against the Green Bay Packers [12/8]... Logged five tackles (three solo) and one quarterback hit in a contest vs. PHI [12/15]... Notched six tackles (four solo), one tackle for loss, one pass defended and one forced fumble in a matchup vs. NYG [12/22]... Inactive at DAL [12/29].

2018 (GIANTS)

Played in 12 games, starting in all for the fourth straight season... Recorded 96 tackles (67 solo), 5.0 tackles for loss with one forced fumble, four passes defended and two quarterback hurries en route to his third-straight Pro Bowl selection... Made five tackles (four solo) and a pass deflection vs. JAX [9/9]... Credited with six tackles (five solo) at DAL [9/16]... Registered six tackles (three solo) and a defended pass in win at HOU [9/23]... Tied his career-high in tackles (14, nine solo) for the third time vs. NO [9/30], alongside a pass defended... Added eight more tackles (four solo), a quarterback hurry and a defended pass against CAR [10/7]... Notched 10 tackles, eight unassisted and one for loss

against PHI [10/11]... Contributed eight tackles, seven solo at ATL [10/22]... Made five tackles (four solo) with two stuffs, a tackle for loss and forced a fumble vs. WAS [10/28]... Compiled nine tackles (seven solo) at SF [11/12]... Led the Giants to a close three-point win vs. TB [11/18] with 11 tackles (five solo) and a half-stuff for three yards... Earned nine tackles (seven solo), two tackles for a loss of five yards and a quarterback hit at PHI [11/25]... Ended the season with an overtime win at CHI [12/2] and five tackles (four solo), one for a loss.

2017 (GIANTS)

Started each of the first 15 games... Chosen as a starter on the NFC Pro Bowl team as the sole Giants player elected... Became the first Giants defensive back to be chosen for two Pro Bowls since safety Antrel Rolle (2010, 2013), and the first to be selected in consecutive years since Mark Haynes went to three in a row from 1982-84... Fractured his forearm at Arizona [12/24], and was placed on injured reserve two days later... When he did not play in the season finale vs. WAS [12/31], it ended his team-long starting streak at 47 games plus one playoff game... Before the injury, he had started every game in his three-year career... Led the Giants in tackles for the third consecutive season with 99 tackles (74 solo)... Made five tackles (3 solo) with a pass deflection at DAL [9/10]... Added seven more tackles (six solo) vs. DET [9/18]... Contributed nine tackles (six solo) and forced a fumble at PHI [9/24]... Made seven more tackles (five solo) with a quarterback hurry and two deflected passes at TB [10/1]... Had eight solo tackles vs. LAC [10/8]... Intercepted a Trevor Siemian pass and returned it 21 yards at DEN [10/15]... Registered five tackles (4 solo) and a fumble recovery against SEA [10/22]... Notched seven tackles (five solo) vs. LAR [11/5]... Made seven tackles with assistance on five at SF [11/12]... Earned his third career NFC Defensive Player of the Week Award after registering 14 tackles (10 solo) and an interception in a 12-9 overtime victory over KC [11/19]... Registered another 14-tackle performance (season-high 12 solo) at WAS [11/23]... Added seven tackles (six solo) both at OAK [12/3] and vs. DAL [12/10]... Contributed seven tackles (six solo) at OAK [12/3] and DAL [12/10]... Finished the season with a tackle against PHI [12/17] and a solo tackle at ARI [12/24].

2016 (GIANTS)

Started all 16 games and the NFC Wild Card game... Led the team in tackles for a consecutive season with 125 (100 solo), the most by a safety in Giants history... Also had five interceptions, 4.0 sacks and 13 passes defended... Became the first NFL safety with over 100 tackles, at least five interceptions and at least 3.0 sacks since Rodney Harrison, then with San Diego Chargers, in 2000... Was the only NFL player in 2016 with at least five interceptions and at least 4.0 sacks... Named NFC Defensive Player of the Week for his performances in Week 7 against the LAR in London with two interceptions, including one returned for a touchdown, and eight solo tackles, and in Week 9 vs. PHI with 12 tackles and an interception... Named NFC Defensive Player of the Week in consecutive games, the first NYG player to do so and the first player in the NFL to achieve the feat since Charles Tillman in 2012, and the first safety since Troy Polamalu in 2010... Was the only NFL player to lead his team in tackles, sacks and interceptions... First Giants player with at least four interceptions and 3.0 sacks in the same season since cornerback Jason Sehorn in 1996... Named NFC Defensive Player of the Month in November when, in four Giants vic-

20 LANDON COLLINS

(6 solo) and sacked Wentz for a 12-yard loss. Became the first Giants player with an interception and a sack in the same game since defensive end since Kerry Win in 2014... Had five solo tackles and an interception vs. CIN [11/14], giving him at least one interception in each of three consecutive games. Was the first Giants player with 4 interceptions in a three-game span since Phillipppi Sparks in 1997... Added six unassisted stops and another pick of Jay Cutler vs. CHI [11/20]. Intercepting at least one pass in each of four consecutive games tied a Giants record since the NFL merger. His five interceptions in that four-game span allowed him to become the first Giants player to accomplish the feat since Willie Williams in 1968... Contributed seven tackles [six solo] against CLE [11/27]... Registered seven tackles [four solo], half a tackle for loss and three pass deflections at PIT [12/4]... Added six tackles [four solo] and a fourth-quarter fumble recovery vs. DAL [12/11]... Had eight tackles [seven solo] vs. DET [12/18]... Notched nine solo tackles at PHI [12/22]... Picked up his fourth sack of the season when he dropped Kirk Cousins for a 12-yard loss on the second-to-last of the first quarter at WAS [1/1]. His 4.0 sacks led all NFL safeties... Recorded nine tackles [six solo] and a sack in his postseason debut in the NFC Wild Card Game at GB [1/8].

2015 (GIANTS)

Started all 16 games at free safety as a rookie, the team's first defensive rookie to start every game since tackle Barry Cofield in 2006... Posted four tackles (two solo) in his NFL debut at DAL [9/13]... Recorded six tackles in each of the next four games, including six solo stops vs. ATL [9/20]... Also had four solo stops and two pass deflections against WAS [9/24] and four solo stops against BUF [10/4] alongside one stuff and a pass deflection... Notched six solo stops vs. SF [10/11]... Compiled five tackles (four solo) with a tackle for loss of four yards, his first career pick, intercepting Sam Bradford and a pass deflection at PHI [10/19]... Marked a season-high vs. DAL [10/25] with nine tackles (six solo).... Matched the season-high the following week at NO [11/1] with four solo tackles... Added five tackles, four unassisted, a quarterback hurry and a deflection at TB [11/8]... Registered five tackles (four solo) and a deflection vs. NE [11/15]... Contributed eight tackles (seven solo), two tackles for loss and a special teams tackle at WAS [11/29]... Had seven tackles (six solo), one on special teams with a pass defended in an overtime loss against NYJ [12/6]... Made seven tackles, five unassisted and one on special teams with a deflection at MIA [12/14]... Matched his season-high for the third time with nine tackles (seven solo) and a defended pass vs. CAR [12/20]... Finished out his rookie season with eight tackles in his final two games at MIN [12/27] where he also added a deflection and seven solo tackles, one on special teams, and vs. PHI [1/3] with four solo tackles and a 0.5 tackle for loss.

COLLEGE

Played collegiately at Alabama from 2012-15, where he appeared in 41 games with 23 starts... Compiled 190 career tackles (120 solo), 8.5 stops for losses of 22 yards, 4 fumble recoveries, 5 interceptions for 103 return yards, 13 yards on a blocked punt return and 55 yards on three kickoff returns... Also deflected 13 passes and forced three fumbles... Named a unanimous first-team All-America selection by The NFL Draft Report, Walter Camp, Football Writers Association, AP and Sporting News, in his junior and final collegiate season... First-team All-SEC selection by the AP and league coaches... Finalist for the Jim Thorpe and Bronko Nagurski Awards... Started all 14 games at strong safety and led the team with 103 tackles (60 solo), including 4.5 stops for losses of 15 yards with one forced fumble and two fumble recoveries, seven pass deflections and three interceptions for 14 yards in returns... Also returned three kickoffs for 55 yards... Be-

came the ninth defensive back to lead the Crimson Tide in tackles during a season... His 103 stops broke the school position record of 94 tackles by Rashad Johnson in 2007... Played in 13 games with nine starts in his sophomore campaign, six at strong safety and three at dime back... Finished second on the team with 70 tackles (52 solo), two forced fumbles, two fumble recoveries and 10 special teams tackles... Intercepted two passes, including one returned for an 89-yard touchdown vs. Tennessee, the fifth-longest return in school history... Played all games as a reserve his freshman season, recording 17 tackles (8 solo) and blocking a punt that he advanced 13 yards.

PERSONAL

Attended Dutchdown H.S. in Geismar, La., where he was a first-team All-America defensive back... Rushed for 1,218 yards and 21 touchdowns on just 87 carries (14.0-yard avg.) his senior season with 34 tackles and four interceptions, returning two for scores in the defensive backfield... Became first player in LSWA history to earn 5A All-State honors on both sides of the ball... Earned All-America honors by Parade and USA Today... Posted 102 tackles and intercepted four passes as a junior, earning a Class 5A All-State selection by the Louisiana Sports Writers Association... Also competed in track as one of the state's top sprinters... Ran the second leg on the 4x100-meter squad (2011) setting a new school record at 41.10 seconds... Won the 100-meter dash at the 2012 Episcopal 4-Way Championships, with a person-best time of 10.28 seconds... Posted a career-best time of 21.60 seconds in the 200-meter dash... Majored in sports studies... Son of April Justin and Thomas Collins... Born Jan. 10, 1994.

YEAR-BY-YEAR STATS

DEFENSE

Year	Team	G	GS	Tack	Solo	Sack	INT	PD
2015	NYG	16	16	108	80	0	1	9
2016	NYG	16	16	125	100	4.0	5	13
2017	NYG	15	15	99	74	0	2	6
2018	NYG	12	12	96	67	0	0	4
2019	Was	15	15	117	78	1.0	0	4
Career		74	74	545	399	5.0	8	36

*Tackle stats according to STATS, LLC

ADDITIONAL

FF-FR: 1-0 in 2015, 0-1 in 2016, 1-2 in 2017, 1-0 in 2018, 2-0 in 2019

POSTSEASON

Year	Team	G	GS	Tack	Solo	Sack	INT	PD
2016	NYG	1	1	9	6	1	0	2
Career		1	1	9	6	1	0	2

CAREER HIGHS

SINGLE-GAME

Total Tackles:	14, three times, last vs. New Orleans [9/30/18]
Solo Tackles:	12, at Washington [11/23/17]
Interceptions:	2, at LA Rams [10/23/16]
Passes Defensed:	3, twice, last at Pittsburgh [12/4/16]
Forced Fumbles:	1, five times, last at NY Giants [12/22/19]

34



AARON COLVIN

CB

6-0 // 191

7th NFL Season // Oklahoma

DOB: Oct. 2, 1991 // Owasso High School [Tulsa, Okla.]

TRANSACTIONS

Originally selected by the Jacksonville Jaguars in the fourth round [114th overall] of the 2014 NFL Draft... Placed on injured reserve August 26, 2014 with a torn ACL... Activated from PUP list on November 11, 2014... Declared free agent March 14, 2018... Signed by Texans March 15, 2018... Released by Texans September 11, 2019... Signed by Washington on September 13, 2019.

YEAR-BY-YEAR

2019 [TEXANS/WASHINGTON]

Appeared in seven total games with three starts and finished with 15 tackles [13 solo] and one pass defended... Appeared in one game for the Houston Texans [9/9] and had five total tackles [four solo]... Signed on 9/13... Did not play against Dal [9/15], Chi [9/23], NYG [9/29], NE [10/6] or MIA [10/13]... Active vs. SF [10/20]... Appeared on special teams vs. MIN [10/24]... Inactive at BUF [11/3]... Appeared on special teams vs. Jets [11/17]... Inactive vs. DET [11/24], CAR [12/1] and GB [12/8]... Saw game action on special teams in a contest vs. PHI [12/15]... Logged four solo tackles and one pass defended in a matchup vs. NYG [12/22]... Started and recorded four solo tackles at DAL [12/29].

2018 [TEXANS]

Played in 10 games, starting two... Recorded seven total tackles [five solo] vs. Giants [9/23]... Notched six tackles [five solo] vs. the Browns [12/02].

2017 [JAGUARS]

Played in all 16 games and started in five... Recorded 10 total tackles [nine solo] against the Steelers [10/8]... Tallied six total tackles [six solo] vs. the Seahawks [12/10].

2016 [JAGUARS]

Played in 10 games, started in four... Put up five solo tackles in a game vs. the Bears [10/16]... Notched seven total tackles [five solo] vs. the Chiefs [11/06]... Recorded one sack in a game vs. the Texans [11/13].

2015 [JAGUARS]

Played and started in 15 games... Recorded six total tackles [five solo] vs. the Dolphins [9/20]... Raked in six total tackles, one forced fumble and one sack vs. the Bills [10/25]... Recorded seven total tackles and one sack in a game vs. the Titans [11/19].

2014 [JAGUARS]

Played in six games, starting one... Recorded one tackle in his first NFL game vs. the Colts [11/23]... Notched seven solo tackles vs. the Titans [12/18]... Made first career start and put up four total tackles [three solo] vs. the Texans [12/28].

COLLEGE

Played cornerback and safety at the University of Oklahoma [2010-13], recording 234 total tackles, five interceptions, and 23 passes defended... Finished as a semifinalist for the Thorpe Award and selected as an AP All-Big 12 First Team his senior year... Tallied six tackles in the 2013 Sugar Bowl vs. Alabama... Made 55 tackles and one interception in 11 games as a senior... Named AP All-Big 12 First Team in 2012 as a junior and tied for second in the Big 12 for interceptions with four... Recorded 12 tackles and an interception against West Virginia... Started at safety his sophomore year [2011] and led the team with 84 total tackles in 12 games... Had at least seven tackles in eight games in 2011... Played in all 14 games

on special teams and at cornerback as a freshman in 2010.

PERSONAL

A three-star recruit by ESPN, Rivals.com and Scout.com... Recorded 72 tackles, two interceptions and five touchdowns as a senior at Owasso High School [Okla.] in 2009... Recognized as first-team All-State by both the Tulsa World and The Oklahoman in 2009... Raised in Tulsa, Oklahoma... The son of Bryant and Lisa Colvin.

YEAR-BY-YEAR STATS

DEFENSE

Year	Team	GP	GS	Tack	Solo	Sack	INT	PD
2014	Jac	6	1	25	21	0	0	2
2015	Jac	16	15	73	60	4	0	7
2016	Jac	10	4	22	18	1	0	0
2017	Jac	16	5	44	37	0	0	5
2018	Hou	10	2	29	22	0	0	1
2019	Hou/Was	7	3	15	13	0	0	1
Career		65	30	208	171	5	0	16

23



RONALD DARBY

CB

5-11 // 193

6th NFL Season // Florida State

DOB: January 2, 1994 // Potomac H.S. (Oxon Hill, Md.)

TRANSACTIONS

Originally selected by the Buffalo Bills in the second round (50th overall) of the 2015 NFL Draft... acquired by the Philadelphia Eagles via trade on August 11, 2017... Signed by Washington on March 2, 2020.

PRO

Joined Washington during the 2020 offseason... Enters 2020 having appeared in 57 career games (56 starts)... Recorded 251 tackles (224 solo), eight interceptions for 135 yards, 65 passes defended, one quarterback hit and six tackles for loss in his first five seasons (2015-19).

YEAR-BY-YEAR

2019 (EAGLES)

Appeared in 11 total games starting all of them and finished with 37 tackles (34 solo), two interceptions and 11 passes defended... Tallied five solo tackles and two passes defended in a win vs. WAS [09/08]... Finished with 3 tackles (2 solo), 1 interception and three passes defended at ATL [09/15]... Registered six solo tackles vs. DET [09/22]... Inactive Weeks 4-7... Tallied two solo tackles and one pass defended in a win at BUF [10/27]... Added one solo tackle in a win vs. CHI [11/03]... Registered five solo tackles and two passes defended vs. NE [11/17]... Tallied four solo tackles and one pass defended vs. SEA [11/24]... Registered three solo tackles, one interception and one pass defended at MIA [12/01]... Added five tackles (four solo) in a win vs. NYG [12/09]... Tallied two tackles (one solo) and one pass defended in a win at WAS [12/15]... Registered one solo tackle in a win vs. DAL [12/22]... Placed on Reserve/Injured list in Week 17 with a hip flexor injury.

2018 (EAGLES)

Led the Eagles defense with 18 passes defended, which are his most in a single-season since posting 21 passes defended as a rookie with the Bills in 2015... Posted a career-high-tying five passes defended along with six tackles (five solo) vs. CAR [10/21]... Totaled a team-high 4 passes defended along with two solo tackles (1 TFL) in the 34-13 win at NYG [10/11]... Registered a career-high-tying 10 tackles at TEN [9/30]... Picked off Buccaneers QB Ryan Fitzpatrick on a ball tipped by Rodney McLeod in the first quarter at TB [9/16]... Led the Eagles with a career-high 5 PDs and recorded six tackles (five solo) in the win vs. ATL [9/8].

2017 (EAGLES)

Led the Eagles with 22 tackles (17 solo) and seven passes defended during their Super Bowl LII-winning playoff run... Produced a career-high-tying four passes defended in the NFC Championship vs. MIN [1/21]... Also registered a career-high-tying 10 tackles (8 solo) in the Divisional Round vs. Atl. [1/13]... Despite missing eight games due to injury, ranked 2nd on the Eagles defense with a career-high three interceptions... Picked off Raiders QB Derek Carr with less than 1 minute remaining in regulation vs. OAK [12/25]... Set up an Eagles drive that resulted in a game-winning FG by Jake Elliott... Sparked an Eagles comeback with one interception of Giants QB Eli Manning in the win at NYG [12/17]... Intercepted Cowboys QB Dak Prescott in the second quarter and led the team with eight solo tackles at Dal. [11/19].

2016 (BILLS)

Recorded a career-high 69 tackles (60 solo) and 12 passes defended... after batting down a pass at SEA [11/7], became the fastest Bills player to reach 30 career passes defended... Registered a career-high-tying 10 tackles vs. PIT [12/11].

2015 (BILLS)

Named the NFL's Defensive Rookie of the Year by Pro Football Focus and voted to the PFWA All-Rookie Team after recording a career-high 21 passes defended and 2 interceptions... Rookie-franchise-record 21 passes defended ranked 2nd in Bills single-season history, trailing only Nate Odomes [24] in 1991... Led the team with a career-high 10 tackles vs. MIA [11/8]... Made his NFL debut vs. IND [9/13] and recorded 6 tackles (5 solo), 2 passes defended and 1 interception. Became the first Bill to record an INT in his first career game since Donte Whitner in 2006.

COLLEGE

Played collegiately at Florida State from 2013-15, where he finished with 79 tackles and 16 PDs over 42 career games (23 starts)... Captured the ACC Defensive Rookie of the Year honors in 2012... Allowed just 9 completions and 0 TDs on 27 targets during 2013 national championship season... Started all 14 games at cornerback in 2014... Registered a career-high 43 tackles to go along with 4 PDs and 1 FF... In 2013, made 9 starts and played in all 14 games as a key member of the nation's No. 1 pass defense (156.6 ypg)... Appeared in all 14 games in 2012 and tied for the team lead with 8 PDs. Saw more action than any other freshman defensive player that season.

PERSONAL

Attended Potomac H.S. in Oxon Hill, Md., where he not only excelled on the gridiron... He was also a high school track star... Was a member of the USA medley relay team that brought home a gold medal from the 2011 World Youth Championships in France... Majored in social science... Jarna and Ronald Darby Sr... Born Jan. 2, 1994.

YEAR-BY-YEAR STATS

DEFENSE

Year	Team	G	GS	Tack	Solo	Sack	INT	PD
2015	BUF	15	15	68	61	0	2	21
2016	BUF	14	14	69	60	0	0	12
2017	PHI	8	7	34	30	0	3	9
2018	PHI	9	9	43	39	0	1	12
2019	PHI	11	11	37	34	0	2	11
Career		57	56	251	224	0.0	8	65

*Tackle stats according to STATS, LLC

POSTSEASON

Year	Team	G	GS	Tack	Solo	Sack	INT	PD
2017	PHI	3	3	18	16	0	0	6
Career		3	3	18	16	0	0	6

36



SEAN DAVIS

S

6-1 // 202

5th NFL Season // Maryland

DOB: October 23, 1993 // Maret School (Washington, D.C.)

TRANSACTIONS

Originally selected by the Pittsburgh Steelers in the second round (58th overall) of the 2016 NFL Draft... Signed by Washington as an unrestricted free agent on March 18, 2020.

PRO

Joined Washington during the 2020 offseason... Enters 2020 having appeared in 48 career games (41 starts)... Recorded 243 tackles (186 solo), 2.5 sacks for 22 yards, five interceptions for 103 yards, 20 passes defended, seven quarterback hits, 11 tackles for loss, one forced fumble and one fumble recovery in his first four seasons (2016-19).

YEAR-BY-YEAR

2019 (STEELERS)

Started in Week 1 and registered five solo tackles... Was placed on the Reserve/Injured list with a shoulder injury on Sept. 17.

2018 (STEELERS)

Started 15-of-15 games played... Led the team in tackles for the second straight season with 79 (58 solo) and was second on the team with seven passes defended and added one interception... Recorded 5 tackles (4 solo) and two passes defended at CLE (09/09)... Tied for the team high in tackles (6/5 solo) and added one pass defended at TB (09/24)... Finished with 6 tackles (3 solo) vs. BAL (09/30)... Led all defenders and tied a career high with 8 solo tackles at BAL (11/04)... Recorded 8 tackles for the second straight week (6 solo) at JAX (11/18)... Finished the game with a season-high 9 tackles (6 solo) and one pass defended vs. LAC (12/02)... Recorded 6 tackles (3 solo) and one pass defended vs. NE (12/16)... Totaled 5 tackles (5 solo), two passes defended and an interception as well as picked off QB Taysom Hill in the end zone in the first quarter at NO (12/23).

2017 (STEELERS)

Led the team with a careerhigh 90 tackles... Added three interceptions returned for 76 yards, 1.0 sack, eight passes defended and one forced fumbles. His 90 tackles ranked eighth in the league among defensive backs. Became the first defensive back to lead the team in tackles since 2011 (Ryan Clark)... Tied for the team lead in tackles with 8 (7 solo) vs. MIN (09/17)... Led the team and tied for the game high with 8 tackles (6 solo) at KC (10/15)... Credited with a forced fumble in the third quarter – the first forced fumble of his NFL career vs. CIN (10/22)... Recorded 6 tackles (5 solo) and matched a single-season career high of 5 passes defended (2016) with two pass breakups at DET (10/29)... Led the team in tackles with 7 (6 solo), including a tackle for loss at IND (11/16)... Posted the fourth interception of the game for the Steelers' defense – his first of 2017 – and second of his NFL career vs. TEN (11/16)... Recorded a team-high and career-best 12 tackles (8 solo), en route to setting a new single-season career high for tackles with 73 (2016: 69). Picked off Baltimore QB Joe Flacco at Pittsburgh's 6-yard line on the Ravens' first offensive possession. The interception was the third of his NFL career, and second of 2017, setting a new single-season career high vs. BAL (12/10).

2016 (STEELERS)

Played in all 16 regular season games (9 starts) and finished

with 69 tackles (54 solo), 1.5 sacks, 1 interception and 1 pass defended... Received the Joe Greene Great Performance Award, given annually to the team's top rookie... Named to Gil Brandt's NFL All-Rookie Team in 2016.

COLLEGE

Appeared in 50 games with 40 starts at Maryland (2012-15)... Finished with 318 tackles, 10.0 TFLs, 2.5 sacks, five interceptions, seven forced fumbles and two fumble recoveries... Earned 2015 honorable mention All-Big Ten honors, as he led the nation with five forced fumbles, which were the second-most in a single season in school history... In 2014, ranked fourth in the Big Ten overall and first in the Big Ten among defensive backs in tackles (115)... Led the team with 102 tackles in 2013... Majored in Communications.

PERSONAL

Attended the Maret School in Washington, D.C... Totaled 87 tackles, three forced fumbles and three interceptions as a senior, while rushing for 823 yards with seven rushing touchdowns, to go along with 601 receiving yards with five receiving touchdowns... Also returned three kickoffs and two punts for scores in his high school career... Son of Sean Sr. and Lisa Davis... Full name: Sean Eric Davis, Jr.

YEAR-BY-YEAR STATS

DEFENSE

Year	Team	G	GS	Tack	Solo	Sack	INT	PD
2016	PIT	16	9	69	54	1.5	1	5
2017	PIT	16	16	90	69	1.0	3	8
2018	PIT	15	15	79	58	0	1	7
2019	PIT	1	1	5	5	0	0	0
Career		48	41	243	186	2.5	5	20

*Tackle stats according to STATS, LLC

ADDITIONAL

FF-FR: 0-1 in 2016, 1-0 in 2017

POSTSEASON

Year	Team	G	GS	Tack	Solo	Sack	INT	PD
2016	PIT	3	3	16	9	1.0	0	0
2017	PIT	1	1	12	9	0	0	0
Career		4	4	28	18	1.0	0	0

58



THOMAS DAVIS SR.

LB

6-1 // 235

16th NFL Season // Georgia

DOB: March 22, 1983 // Randolph-Clay H.S. (Cuthbert, Ga.)

HONOR ROLL

<< 3x Pro Bowl (2017, 2016, 2015)
 << AP All-Pro First Team (2015)
 << PFWA All-NFC Team (2015)
 << Byron "Whizzer" White Award Winner (2015)
 << Athletes in Action/Bart Starr Award (2015)
 << Finalist for Sports Illustrated Sportsman of the Year Award (2015)
 << Walter Payton NFL Man of the Year (2014)
 << NFC Defensive Player of the Month (2013, November)
 << NFC Defensive Player of the Week (2013, Week 6)
 << Ed Block Courage Award Winner (2011)

TRANSACTIONS

Originally selected by the Carolina Panthers in the first round (14th overall) of the 2005 NFL Draft... Re-signed with the Panthers on July 29, 2011... Re-signed with the Panthers on June 15, 2015... Re-signed with the Panthers on August 15, 2017... Signed with the Los Angeles Chargers as an unrestricted free agent on March 13, 2019... Signed with Washington on March 17, 2020.

PRO

Enters 2020 having played in 192 regular season games with 174 starts... Credited by STATS with 1,189 tackles (836 solo), 29.0 sacks, 13 interceptions, 54 passes defended, 18 forced fumbles and 11 fumbles recovered through his 15-year career... With 1,258 career tackles (coaches totals), ranks No. 1 in Panthers history... Ranks second among active players with 1,077 career tackles (press box totals), trailing only New York Giants S Antoine Bethea (1,222)... Recorded 10 interceptions since 2012, tied for the third-most among NFL LBs over that span with Miami LB Kiko Alonso and Tampa Bay LB Lavonte David... Set career highs with 5.5 sacks and four interceptions in 2015, the only player that season to have five-plus sacks and at least four interceptions... Recorded six seasons with 100-plus total tackles, including five consecutive from 2012-16... Posted 42 career games with 10-plus tackles, notching a single-season career high in 2014 by doing so in seven contests... After suffering a torn ACL in his right knee in 2009, 2010 and 2011, played in 15 games (12 starts) in 2012 to become the first known NFL player to return and play a full season after having three ACL surgeries on the same knee... Posted a career year in 2013, setting single-season career highs in tackles (151), solo stops (111) and eight passes defended while starting all 16 games... Ended his Panthers career as the most experienced player in franchise postseason history, participating in 11 games with 66 tackles (59 solo), two sacks and a pass defended.

YEAR-BY-YEAR

2019 (CHARGERS)

Started all 16 games at LB, totaling 140 tackles (97 solo) and a pass defended... Posted a pair of half-sacks and three tackles for loss... Registered back-to-back games with 10-plus tackles for the first time since 2015... Totaled six games with double-digit stops... vs. Indianapolis (Sept. 8): Made his Chargers debut, posting 12 tackles (seven solo)... at Detroit (Sept. 15): Recorded a team-high 15 tackles (nine solo) and had a pass defended... The 15 tackles marked his second-straight game with double-digit tackles, his first back-

to-back performances since 2015... Fought through a pick play to break up the pass intended for RB Kerryon Johnson on a wheel-route down the right sideline... vs. Houston (Sept. 22): Posted nine tackles (seven solo) and 0.5 tackles for loss where he split a nine-yard sack with DE Joey Bosa... On the play, beat the blocking of C Nick Martin to meet Bosa and drop QB Deshaun Watson on third-and-nine... at Miami (Sept. 29): Recorded five tackles (four solo) and a half-sack... vs. Denver (Oct. 6): Registered seven tackles (four solo)... Provided a block on the 68-yard punt return for a TD by DB Desmond King II... vs. Pittsburgh (Oct. 13): Posted nine tackles (five solo)... at Tennessee (Oct. 20): Recorded 11 tackles (nine solo)... at Chicago (Oct. 27): Finished with 10 tackles (eight solo) and a tackle for loss, marking his fourth double-digit tackle performance of the season... Sprinted through an open gap to hit RB David Montgomery as he was handed the ball for a three-yard loss... vs. Green Bay (Nov. 3): Recorded six tackles (four solo)... at Oakland (Nov. 7): Posted 13 tackles (10 solo) and a tackle for loss for his fifth double-digit tackle performance... vs. Kansas City (Estadio Azteca, Nov. 18): Recorded his sixth double-digit tackle performance on the year, totaling 15 tackles (10 solo)... at Denver (Dec. 1): Reached 170 career starts, finishing with eight tackles (six solo)... at Jacksonville (Dec. 8): Posted eight tackles (four solo)... vs. Minnesota (Dec. 15): Registered seven tackles (six solo)... vs. Oakland (Dec. 22): Recorded five tackles (four solo)... at Kansas City (Dec. 29): Played 43 snaps on defense and one on special teams after starting at LB.

2018 (PANTHERS)

Started 12 games, missing four due to suspension... Registered 84 tackles (49 solo), three tackles for loss, six passes defended and a pair of fumble recoveries... With one game of 10-plus tackles, increased his career total to 42 contests... vs. Dallas (Sept. 9): Missed the game due to suspension... at Washington (Oct. 14): Made his season debut, starting at LB... Posted six tackles (four solo) and broke up two passes... vs. Tampa Bay (Nov. 4): Broke up a pass and recorded eight tackles (two solo)... at Tampa Bay (Dec. 2): Finished with eight tackles (four solo) and a tackle for loss... at Cleveland (Dec. 9): Recovered two fumbles and totaled six tackles (four solo)... vs. New Orleans (Dec. 17): Set a season high with 13 tackles (nine solo)... Added a pass defended.

2017 (PANTHERS)

Selected to his third Pro Bowl... Started 15 games, missing one due to suspension... Recorded 88 tackles (66 solo)... Saw his streak of five seasons with 100-plus tackles come to an end... Posted 2.5 sacks, five tackles for loss and recovered a fumble... Posted a game with double-digit tackles, bringing his career total to 41 performances... Started the team's playoff contest, recording five solo tackles and a tackle for loss... Awards: Pro Bowl Selection (Third)... at San Francisco (Sept. 10): Posted nine tackles (seven solo) and an eight-yard sack... vs. Philadelphia (Oct. 12): Registered six tackles (five solo) and a five-yard sack... vs. Green Bay (Dec. 17): Split a nine-yard sack, finishing with four tackles (one solo)... vs. Tampa Bay (Dec. 24): Missed due to suspension... at Atlanta (Dec. 31): Returned to post 11 tackles (nine solo)... at New Orleans (NFC Wild Card, Jan. 7): Recorded five solo tackles and a tackle for loss... vs. AFC (2018 Pro Bowl, Jan. 28): Participated on defense, totaling four solo tackles and a tackle for loss... Posted the tackle for loss in the fourth quarter, bringing down Kansas City RB Kareem Hunt for a two-yard loss to force the AFC to go for it on fourth-and-five the next play.

2016 (PANTHERS)

Selected to his second Pro Bowl...Started all 16 games, recorded 132 tackles (92 solo), seven tackles for loss and 2.5 sacks...Registered three INTs, five passes defended, a forced fumble and two recoveries, including one he took to 46 yards to the house for his first career TD...Again recorded five performances of 10-plus tackles, bringing his career total to 40 contests...Awards: Pro Bowl Selection (Second)...at Denver (Sept. 8): Registered seven tackles (five solo) and a tackle for loss...Added an INT that he returned four yards for a pass defended...vs. Minnesota (Sept. 25): Set a season high with 13 tackles (eight solo), including a 10-yard sack... Finished with two tackles for loss...at Los Angeles Rams (Nov. 6): Posted a four-yard sack, 12 tackles (10 solo), a forced fumble and an INT...at Oakland (Nov. 27): Recorded an INT that he returned 31 yards... Recovered a fumble...Posted seven solo tackles...vs. Atlanta (Dec. 24): Posted 13 tackles (nine solo) and a tackle for loss...vs. AFC (2017 Pro Bowl, Jan. 29): Started at OLB for the NFC...Finished second on the defense with six tackles (three solo).

2015 (PANTHERS)

Selected to his first Pro Bowl, but did not participate due to Carolina representing the NFC in Super Bowl 50 a week later...Started all 16 games, helping lead the Panthers to a 15-1 record...Recorded 123 tackles (92 solo), 5.5 sacks and nine tackles for loss...Set a career high with four INTs, returning them for 22 yards...Registered 11 passes defended, four forced fumbles and a pair of recoveries...With five 10-tackle performances, including three-straight games, increased his career total to 35 contests... Started all three postseason contests, appearing in Super Bowl 50 for his first Super Bowl...Ended the postseason with 20 tackles (17 solo), three tackles for loss and a pass defended...Played Super Bowl 50 with a broken arm, less than two weeks after surgery put a plate and 12 screws in his forearm... Awards: NFC Champion...Pro Bowl Selection (First)...at Jacksonville (Sept. 13): Recorded eight tackles (seven solo) and a two-yard sack... Posted his first INT of the season, returning it one yard... vs. New Orleans (Sept. 27): Totaled 12 tackles (eight solo), a tackle for loss and forced a fumble...at Seattle (Oct. 18): Recorded a 10-yard sack...Finished with nine tackles (five solo)...vs. Green Bay (Nov. 8): Posted eight tackles (six solo), including an eight-yard sack...Registered an INT and recovered a fumble...at New Orleans (Dec. 6): Finished with seven solo tackles, a nine-yard sack and a forced fumble...at New York Giants (Dec. 20): Posted 13 tackles (seven solo) and a pass defended...vs. Tampa Bay (Jan. 3): Recorded an INT, returning it 22 yards... Registered six tackles (four solo) and two passes defended...vs. Seattle (NFC Divisional, Jan. 17): Broke up a pass and posted five tackles (four solo)... vs. Arizona (NFC Championship, Jan. 24): Posted eight tackles (seven solo), personal highs for the 2015 postseason...Recorded two tackles for loss...vs. Denver (Super Bowl 50, Feb. 7): Despite a broken forearm, started and finished with seven tackles (six solo), including a tackle for loss.

2014 (PANTHERS)

Started 15 games and was inactive for another...Posted 129 tackles (92 solo), 2.5 sacks and nine tackles for loss...Added six passes defended, two forced fumbles and a recovery... Set a single-season career high with seven games of 10-plus tackles, raising his career total to 30 contests...Started both playoff contests, finishing with 17 solo tackles, a 12-yard sack and three tackles for loss...at Tampa Bay (Sept. 7): Recorded a season high with two passes defended...Totaled eight tackles (four solo)... vs. Detroit (Sept. 14): Recorded a season-high 14 tackles (12 solo)...at Baltimore (Sept. 28): Inactive (hip)...vs. Chicago (Oct. 5): Posted a pass defended, 11 tackles (seven solo) and a tackle for loss...at Green Bay (Oct. 19): Registered nine tackles (seven solo) and two tackles for loss...Added a four-yard sack...at Philadelphia (Nov. 10): Re-

corded eight tackles (five solo), including a four-yard sack... at Atlanta (Dec. 28): Posted five tackles and a half-sack... Added a pass defended and a fumble recovery...vs. Arizona (NFC Wild Card, Jan. 3): Finished with nine solo tackles and two tackles for loss...at Seattle (NFC Divisional, Jan. 10): Posted his second career postseason sack, bringing down QB Russell Wilson for a 12-yard loss... Finished the game with eight solo tackles.

2013 (PANTHERS)

Named NFC Defensive Player of the Month for November: Recorded 38 tackles (24 solo), a sack, a forced fumble, an INT and two passes defended to lead the Panthers to a 4-0 record during the month... Earned NFC Defensive Player of the Week honors for his performance in a Week 6 win at Minnesota: 10 tackles (nine solo), a career-high two sacks and a pass defended...Set or tied single-season career highs in tackles (151), solo tackles (111), sacks (four) and tackles for loss (13)...Set or tied then-single-season career highs in INTs (two) and passes defended (10)... Brought his career totals to 23 contests with 10-plus tackles by doing so in six games... Started all 16 games for the first time since 2008...Awards: NFC Defensive Player of the Month (November)...NFC Defensive Player of the Week (Week 6)...vs. Seattle (Sept. 8): Registered 14 tackles (eight solo) for his second-highest career total in season openers...vs. New York Giants (Sept. 22): Recorded five solo tackles, an 11-yard sack and two tackles for loss...at Minnesota (Oct. 13): Named NFC Defensive Player of the Week for his efforts...Posted a career-high two sacks for 17 yards...Finished with 10 tackles (nine solo) and a pass defended...vs. Atlanta (Nov. 3): Recorded an INT and eight tackles (four solo)...vs. New England (Nov. 18): Set a season high with 17 tackles (10 solo) and a tackle for loss...vs. San Francisco (NFC Divisional, Jan. 12): Posted nine tackles (seven solo) in his first postseason action since 2008.

2012 (PANTHERS)

Bounced back from three-straight seasons de-railed by knee injuries to play in 15 games with 12 starts...Posted 118 tackles (85 solo), nine tackles for loss and an INT...Broke up three passes, forced two fumbles and recovered another... Registered five games with at least 10 tackles, bringing his career total to 17 such games...at Tampa Bay (Sept. 9): Returned off the bench to post three tackles (two solo) and a tackle for loss...vs. New York Giants (Sept. 20): Inactive (hamstring)...vs. Dallas (Oct. 21): Posted 12 tackles (seven solo) and forced a fumble...vs. Tampa Bay (Nov. 18): Tied a single-game career high with 18 tackles (11 solo)...Added a forced fumble...vs. Atlanta (Dec. 9): Posted his lone INT of the season...Added 10 tackles (six solo)...vs. Oakland (Dec. 23): Registered 10 solo tackles and three tackles for loss.

2011 (PANTHERS)

Saw time in two games, starting both, before being placed on injured reserve with a season-ending knee injury...Posted 17 tackles (eight solo) and recovered a fumble...Brought his career games with 10-plus tackles to 12...at Arizona (Sept. 11): Recorded 11 tackles (six solo) and recovered a fumble... vs. Green Bay (Sept. 18): Finished with six tackles (two solo).

2010 (PANTHERS)

Missed the season on Physically Unable to Perform with an offseason knee injury.

2009 (PANTHERS)

Participated in seven games, starting them all, and was inactive for another before being placed on injured reserve with a season-ending knee injury... Recorded 14-plus tackles in each of the first two games of the season, giving him 11 career games with at least 10 tackles...Finished the year with 71 tackles (53 solo), 1.5 sacks and six tackles for loss...Had with INTs and five passes defended...vs. Philadelphia (Sept. 13):

58 THOMAS DAVIS SR.

Set a single-game career high with 18 tackles (13 solo) Added a tackle for loss and a pass defended... at Atlanta (Sept. 20): Finished with 14 tackles (11 solo)...at Tampa Bay (Oct. 18): Recorded seven solo stops and a tackle for loss...Added an INT that he returned 24 yards and two passes defended... vs. Buffalo (Oct. 25): Inactive (hamstring)...at Arizona (Nov. 1): Returned to action, posting eight tackles (five solo) while recording an INT and breaking up a pair of passes.

2008 (PANTHERS)

Posted the first 100-tackle campaign of his career, finishing with 136 stops (94 solo)...Started all 16 games...Added 3.5 sacks, 13 tackles for loss, five passes defended, two forced fumbles and a recovery... Registered five games with double-digit tackles, bringing his career total to nine contests... Started the team's lone playoff contest, setting a postseason career high with 11 tackles (nine solo) and a tackle for loss...vs. Chicago (Sept. 14): Totaled 11 tackles (eight solo) and a tackle for loss...Forced a fumble... at Minnesota (Sept. 21): Finished with 11 tackles for the second-straight contest, posting four solo stops... at Oakland (Nov. 9): Recorded an eight-yard sack and a season-high 12 tackles (six solo)...at New York Giants (Dec. 21): Registered a six-yard sack while posting 11 tackles (nine solo)...vs. Arizona (NFC Divisional, Jan. 10): Started at LB...Set a postseason single-game career high with 11 tackles (nine solo)... Posted a tackle for loss.

2007 (PANTHERS)

Started all 16 games for the first time in his career...Posted 85 tackles (68 total), three sacks and 13 tackles for loss... Registered the first INT of his career, broke up seven passes, forced two fumbles and recovered another...Posted a game with 10 tackles, giving him four career games with double-digit stops...Posted a tackle for loss in 10 games on the year, including a streak of four-straight...at Atlanta (Sept. 23): Totaled 10 tackles (nine solo) and a tackle for loss, marking the fourth game of his career with double-digit tackles...vs. Tampa Bay (Sept. 30): Recovered a fumble and posted five solo stops...at Tennessee (Nov. 4): Recorded his first sack of the season for a yard...Finished with five tackles (three solo), two tackles for loss and forced a fumble...vs. Seattle (Dec. 16): Recorded a 17-yard sack, forced a fumble and posted four tackles (one solo)...vs. Dallas (Dec. 22): Totaled four tackles (three solo)...Picked off the first pass of his career and posted two passes defended.

2006 (PANTHERS)

Started 14 games and was inactive for two others, finishing with 96 tackles (73 solo), 1.5 sacks and five tackles for loss... Added four passes defended and a forced fumble...Recorded three games with 10-plus tackles, including one with 10 solo stops... Posted a tackle for loss in three-straight games...at Tampa Bay (Sept. 24): Totaled seven tackles (six solo) and a tackle for loss...Broke up a pair of passes in the victory... vs. Cleveland (Oct. 8): Finished with 11 tackles (10 solo)... at Cincinnati (Oct. 22): Inactive (ribs)...vs. Dallas (Oct. 29): Set a season high with 12 tackles (eight solo) with a tackle for loss...vs. St. Louis (Nov. 19): Recorded 10 tackles (nine solo and two tackles for loss...Set a then-career high with 1.5 sacks for 10 yards...at New Orleans (Dec. 31): Inactive (shoulder).

2005 (PANTHERS)

Participated in all 16 games with one start, recording 28 tackles (18 solo), 1.5 sacks, three tackles for loss and a forced fumble...Added 10 tackles on special teams... Appeared in all three postseason contests, finishing with four solo tackles, a sack and a special teams tackle...vs. New Orleans (Sept. 11): Made his NFL debut, starting at S...Recorded a season-best six tackles (four solo)...vs. New England (Sept. 18): Recorded the first sack of his career, taking down QB Tom Brady...

at Arizona (Oct. 9): Posted three tackles (two solo), a tackle for loss and forced the first fumble of his career...vs. Atlanta (Dec. 4): Split a sack for three yards, finishing with four tackles (one solo) and a tackle for loss in the victory...at New York Giants (NFC Wild Card, Jan. 8): Made his NFL postseason debut, recording a seven-yard sack of QB Eli Manning for the first of his postseason career.

COLLEGE

Played three seasons (2002-04) at Georgia after redshirting in 2001, playing in 38 career games with 28 starts...Ended his career with 272 tackles (179 solo), 10.5 sacks, 17 tackles for loss, three INTs and 12 passes defended...Forced six fumbles and recovered four...Contributed at FS and LB...Earned unanimous first-team All-Southeastern Conference honors as a junior while garnering first-team (Sporting News) and second-team (The Associated Press) All-America recognition...Was a semifinalist for the Bednarik Award, given annually to the nation's top defensive player...In 2002, helped lead Georgia to its first SEC championship in 20 years, defeating Florida State in the Nokia Sugar Bowl to finish the year ranked No. 3.

PERSONAL

Given name Thomas Davis Sr... Nicknames are 'TD' and 'Pokey'... Born in Columbus, Ga... Married to Kelly and has four children, Skyy, Denim, Thomas Jr., and Mattison... With his wife, started the Thomas Davis Defending Dreams Foundation... Through the work of his foundation and his on-field success, was named 2014 Walter Payton NFL Man of the Year...Also was recognized in April 2014 with the Call to Courage Award, given annually to a Christian athlete who displays exemplary character through adversity and triumph...Led the construction of the only playground in his hometown, doing so in 2013... Bailed hay during his youth in Shellman, Ga., a rural town of about 1,000 people...In early 2018, his high school alma mater's stadium was re-named as the Thomas Davis Sr. Stadium...Studied consumer economics at Georgia, finishing the degree in 2010... High School: Four-sport star at Randolph-Clay High in Cuthbert, Ga... Earned honorable mention Class AA All-State recognition from the Atlanta Journal-Constitution and the Georgia Sports Writers Association as a senior after rushing for 1,032 yards and scoring a region-best 108 points in the regular season... Qualified for the state track & field championships for the 100-meter dash with a time of 10.5 seconds and the 400-meter relay, finishing on a team with a time of 43.98 seconds...Lettered in football, basketball, baseball and track & field.

YEAR-BY-YEAR STATS

DEFENSE

Year	Team	G	GS	Tack	Solo	Sack	INT	PD
2005	CAR	16	1	28	22	1.5	0	0
2006	CAR	14	14	85	67	1.5	0	5
2007	CAR	16	16	86	70	3.0	1	5
2008	CAR	16	16	114	93	3.5	0	6
2009	CAR	7	7	60	48	1.5	2	6
2011	CAR	2	2	12	6	0	0	0
2012	CAR	15	12	103	68	0	1	3
2013	CAR	16	16	123	85	4.0	2	7
2014	CAR	15	15	100	66	2.5	0	3
2015	CAR	16	16	105	75	5.5	4	7
2016	CAR	16	16	106	73	2.5	3	4
2017	CAR	15	15	76	52	2.5	0	0
2018	CAR	12	12	79	46	0	0	6
2019	LAC	16	16	112	65	1.0	0	2
Career		192	174	1,189	836	29.0	13	54

*Tackle stats according to STATS, LLC

ADDITIONAL

FF-FR: 2-0 in 2005, 2-0 in 2006, 2-1 in 2007, 2-1 in 2008, 0-1 in 2011, 2-1 in 2012, 1-0 in 2013, 2-1 in 2014, 4-1 in 2015, 1-2 in 2016, 0-1 in 2017, 0-2 in 2018

POSTSEASON

Year	Team	G	GS	Tack	Solo	Sack	INT	PD
2005	CAR	3	0	5	5	1.0	0	0
2008	CAR	1	1	10	9	0	0	0
2013	CAR	1	1	8	4	0	0	0
2014	CAR	2	2	16	10	1.0	0	0
2015	CAR	3	3	18	10	0	0	0
2017	CAR	1	1	4	4	0	0	0
Career		11	8	61	42	2.0	0	0

CAREER HIGHS

SINGLE-GAME

Total Tackles: 17, vs. New England (11/18/13)
Solo Tackles 14, vs. Philadelphia (09/13/09)
Interceptions: 1, 13 times, last at Oakland (11/27/16)
Sacks: 2, at Minnesota (10/13/13)
Passes Defended: 2, six times, last at Washington (10/14/18)
Forced Fumbles: 1, 18 times, last at LA Rams (11/06/16)
Fumbles Recovered: 2, at Cleveland (12/09/18)

22



DESHAUN EVERETT

S

6-0 // 203

6th NFL Season // Texas A&M

DOB: Feb. 22, 1992 // DeRidder (La.) H.S.

HONOR ROLL

<< Special Teams Captain [2018]

TRANSACTIONS

Originally entered the NFL with the Tampa Bay Buccaneers as a college free agent on May 4, 2015... Waived by the Buccaneers on July 29, 2015... Signed with Washington on August 1, 2015... Waived by Washington on September 7, 2015... Signed to Washington's practice squad on September 8, 2015... Signed to Washington's active roster on October 3, 2015... Re-signed with Washington on March 6, 2018... Re-signed with Washington on November 3, 2019.

PRO

Special teams standout who joined Washington in training camp in 2015... Enters 2020 having previously appeared in 64 career games with 11 starts, recording 83 tackles (51 solo), seven passes defended, one forced fumble and two interceptions, according to STATS.

YEAR-BY-YEAR

2019 [WASHINGTON]

Recorded one tackle on special teams at PHI [9/8]... Posted two tackles on special teams against Dallas [9/15]... Finished his third straight game with a tackle against CHI [9/23]... Had two tackles against the Giants [9/29]... Raked in one solo tackle in a game vs. NE [10/6]... Did not see any game action due to an injury in a game at MIA [10/13], vs. SF [10/20], at MIN [10/24], at BUF [11/3] and vs. NYJ [11/17]... Returned from injury, played on both defense and special teams at home against the Lions [11/24]... Played four percent of defensive plays and 83 on special teams in a victory over CAR [12/1]... Placed on the reserve/injured list with a shoulder injury on 12/07.

2018 [WASHINGTON]

Appeared in 16 games with three starts, recording 17 total tackles (10 solo) and one interception... Played on defense and special teams in a win at ARI [9/9]... Contributed on special teams and defense vs. IND [9/16]... Appeared on defense and special teams and notched one solo tackle on special teams in a win vs. GB [9/23]... Contributed on defense and special teams and added one solo tackle on special teams at NO [10/8]... Contributed on special teams in a win vs. CAR [10/14]... Added one solo tackle on special teams in a win vs. DAL [10/21]... Notched one assisted tackle on special teams in a win at NYG [10/28]... Appeared on defense and special teams vs. ATL [11/4]... Tallied one solo tackle in a win at TB [11/11]... Contributed on defense and special teams vs. HOU [11/18]... Notched two tackles (one solo) at DAL [11/22]... Assisted on one tackle on defense and made one solo tackle on special teams at PHI [12/3]... Tallied one solo tackle and one special teams tackle vs. NYG [12/9]... Started at cornerback and made one special teams tackle at JAX [12/16]... Recorded three tackles (two solo) and two tackles for losses at TEN [12/22]... Started at free safety and recorded nine tackles (five solo) and one interception vs. PHI [12/30].

2017 [WASHINGTON]

Played in 14 games, posting career highs in starts (eight), tackles (52), solo tackles (31), passes defended (five) and forced fumbles (one)... Made first career start vs. PHI [9/10], contributing seven tackles (two solo)... Contributed three

special teams stops in a win at LAR [9/17]... Registered a pass defended in a win at OAK [9/24]... Made three solo tackles at KC [10/2]... Inactive with a hamstring injury vs. SF [10/15] and at PHI [10/23]... Contributed on defense and special teams in a win at SEA [11/5]... Made three tackles (two solo) vs. MIN [11/12]... Played on special teams at NO [11/19]... Recorded a career-high six tackles (four solo) in a Thanksgiving night win vs. NYG [11/23]... Contributed six tackles (three solo) and a pass defended at DAL [11/30]... Led team with a career-high 11 tackles (six solo) and added a pass defended at LAC [12/10]... Tallied four tackles (three solo) and a pass defended in a win vs. ARI [12/17]... Made two tackles (one solo) and forced a fumble in a win vs. DEN [12/24]... Accrued 10 tackles (seven solo) and a pass defended at NYG [12/31].

2016 [WASHINGTON]

Transitioned from cornerback to safety in the offseason... Appeared in all 16 games, contributing four solo tackles and one interception in limited defensive snaps... Played on special teams in Weeks 1-8... After a bye in Week 9, contributed on special teams in Weeks 10-13... Saw his first defensive action of the season in a win at PHI [12/11], recording a solo tackle and his first career interception, stopping a Philadelphia drive in the end zone... Made a solo tackle vs. CAR [12/19]... Posted two solo tackles in a win at CHI [12/24]... Contributed on defense and special teams vs. NYG [1/1].

2015 [BUCCANEERS/WASHINGTON]

Signed with the Buccaneers as a college free agent but was waived on July 29... Signed with Washington during training camp... Appeared in 11 regular season games and one post-season game at cornerback in his rookie season, recording five tackles (three solo)... Made the Washington's 53-man roster after final cuts but was waived a day later and signed to the practice squad... Signed to Washington's active roster in Week 4 and made his NFL debut on special teams vs. PHI [10/4]... Contributed on special teams at ATL [10/11], at NYJ [10/18] and vs. TB [10/25]... Played on defense and special teams at NE [11/8]... Recorded three tackles (two solo) in a win vs. NO [11/15]... Contributed on defense and special teams at CAR [11/22]... Inactive with a hamstring injury vs. NYG [11/29] and vs. DAL [12/7]... Returned to action on special teams in a win at CHI [12/13]... Contributed on special teams in a win vs. BUF [12/20]... Made two special teams tackles in a division-clinching win at PHI [12/26]... Posted two tackles (one solo) in regular season finale at DAL [1/3]... Contributed on special teams in NFC Wild Card Round vs. GB [1/10].

COLLEGE

Played collegiately at Texas A&M from 2011-14, appearing in 50 career games. Recorded 218 total tackles (123 solo), 26 passes defended, five interceptions and a fumble recovery during his career with the Aggies... As a senior in 2014, ranked second on the team with 73 stops including a team-high 45 solo tackles while starting every game at cornerback... Started nine games as a junior in 2013, recording defensive touchdowns in back-to-back games with a 12-yard fumble recovery against SMU and a career-long 34-yard pick-six at Arkansas... As a sophomore in 2012, started in 12 of 13 games, seeing action at cornerback and safety but missing one game due to injury. Intercepted QB A.J. McCarron at the goal line to stop a late Tide rally in the Aggies' 29-24 upset win at No. 1 Alabama... Was a reserve and special

teamer as a true freshman in 2011... Majored in agricultural leadership and development.

PERSONAL

Attended DeRidder (La.) H.S., where he was a two-time All-Louisiana selection... Posted 130 tackles (10 for loss), three sacks and an interception as a senior. Also amassed 618 rushing yards and seven touchdowns on 72 carries on offense... Named PrepStar All-region... Ranked No. 27 in Louisiana by SuperPrep and was a three-star recruit by Rivals.com... Full name: Deshazor Dontee' Everett... First name pronounced "de-SHAY-zor"... Guardians are Monica and Joseph Bolden... Born Feb. 22, 1992.

YEAR-BY-YEAR STATS

DEFENSE

Year	Team	G	GS	Tack	Solo	Sack	INT	PD
2015	Was	11	0	5	3	0	0	0
2016	Was	16	0	4	4	0	1	1
2017	Was	14	8	52	31	0	0	5
2018	Was	16	3	17	10	0	1	1
2019	Was	7	0	5	3	0	0	0
Career		64	11	83	51	0	2	7

*Tackle stats according to STATS, LLC

ADDITIONAL

FF-FR: 1-0 in 2017

POSTSEASON

Year	Team	G	GS	Tack	Solo	Sack	INT	PD
2015	Was	1	0	0	0	0	0	0
Career		1	0	0	0	0	0	0

CAREER HIGHS

SINGLE-GAME

Total Tackles:	11, at LA Chargers [12/10/17]
Solo Tackles:	7, at NY Giants [12/31/17]
Interceptions:	1, twice, last vs. Philadelphia [12/30/18]
Passes Defensed:	1, seven times, last vs. Philadelphia [12/30/18]
Forced Fumbles:	1, vs. Denver [12/24/17]

56



REUBEN FOSTER

LB

6-1 // 235

4th NFL Season // Alabama

DOB: April 4, 1994 // Auburn [Ala.] H.S.

TRANSACTIONS

Originally selected by the San Francisco 49ers in the first round [31st overall] of the 2017 NFL Draft... Suspended for two games by the 49ers on July 3, 2018... Waived by the 49ers on November 25, 2018... Claimed on waivers by Washington on November 27, 2018... Placed on the Exempt/Commissioner's Permission list on November 28, 2018... Lifted from the Exempt/Commissioner's List on April 12, 2019.

PRO

Enters 2020 after being on Reserved/Injured for the 2019 season after a torn ACL endured in the offseason... Appeared in 16 games with starts in all with San Francisco... Credited with 101 tackles (84 solo), two pass deflections, seven quarterback hurries and 10 tackles for loss in his first two seasons in San Francisco from 2017-18.

YEAR-BY-YEAR

2019 (WASHINGTON)

Spent the season on Reserved/Injured after a torn ACL endured in the offseason.

2018 (49ERS)

Suspended for first two games of the season at MIN [9/9] and vs. DET [9/16]... Recorded seven tackles (six solo) and a pass deflection at KC [9/23]... Added another seven tackles, five unassisted with a quarterback hurry and a tackle for loss at LAC [9/30]... Contributed three solo tackles, one for a loss vs. ARI [10/7]... Notched nine tackles (eight solo) with a tackle for loss at GB [10/15]... Made two solo tackles vs. LAR [10/21]... Had one solo tackle and a quarterback hurry at ARI [10/28].

2017 (49ERS)

Started all nine games in which he appeared, finishing second on the team with 72 tackles (59 solo) and a pass deflection... Recorded 64 tackles in Weeks 9-17 and led all NFL rookies over that time span, including the team's Week 11 bye... Earned NFL Defensive Rookie of the Month honors for the month of November after leading all rookies in total tackles [30]... All-Rookie Team... Recorded double-digit tackles in consecutive games with 14 vs. ARI [11/5] and vs. NYG [11/12] for the first time in his career... Registered three solo tackles and a pass deflection in his NFL debut against CAR [9/10]... Inactive for five games at SEA [9/17], vs. LAR [9/21], at ARI [10/1], at IND [10/8] and at WAS [10/15] due to ankle injury... Contributed five tackles (two solo) vs. DAL [10/22]... Inactive at PHI [10/29] due to ankle and rib injury... Returned with a career and season-high 14 tackles (13 solo) vs. ARI [11/5]... Followed with another double-digit performance of 10 tackles, six unassisted for San Francisco's first win of the season vs. NYG [11/12]... Added six solo tackles vs. SEA [11/26]... Made seven solo tackles in the first of five straight wins to end the season at CHI [12/3]... Notched eight tackles (seven solo) in the win at HOU [12/10]... Continued his strong performances with nine tackles, eight unassisted to win over TEN [12/17]... Had five solo tackles, a tackle for loss and a quarterback hurry in win over JAX [12/24]... Finished out the season on a five-game win streak with five tackles (two solo) at LAR [12/31].

COLLEGE

Played collegiately at Alabama, appearing in 51 games with 24 starts from 2013-16... Recipient of the 2016 Butkus Award as the nation's best linebacker... Unanimous first team All-American... Nagurski Trophy finalist... Leader and signal caller of a defense that led the nation in rush defense (63.9 ypg) and scoring defense (13.0 ppg), and ranked second in total defense (261.8 ypg) ... Registered 222 career tackles, 24 tackles for loss, 11 pass deflections and eight sacks... Led the Crimson Tide with a team-high 115 tackles (60 solo) with 13.0 tackles for loss, five sacks, eight quarterback hurries and two pass breakups as a senior... Collected a career-high and team-leading 12 tackles against Mississippi, which he also matched in the national championship game against Clemson... Started every game as a junior, finishing second on the team with 73 total tackles, eight tackles for loss, two sacks, three quarterback hurries and nine pass breakups... Recorded his most dominant collegiate game with a then career-high 11 tackles, two for a loss, a sack and a pass break-up against Tennessee... Played in 11 games with one start as a sophomore, making the third-most special teams tackles on the team (eight)... Credited with 22 tackles (11 solo), two tackles for a loss and one sack... Saw time in nine games and accounted for 12 tackles, one for a loss as a true freshman... Contributed on special teams and a backup at mike linebacker.

PERSONAL

Attended Auburn High School in Auburn, Ala., where he was the nation's consensus No. 1 inside linebacker... Named 2012 first team All-USA Football Team, chosen by USA Today... Named defensive MVP of the 2013 Under Armour All-America Game... Recorded 102 tackles with 22 tackle for loss and six sacks as a senior... Earned first team All-State honors from the Alabama Sports Writers Association and was named the 6A Lineman of the Year... Made 185 tackles (144 solo), 34 tackles for loss and 18 sacks as a junior... Son of Inita Berry Paige and Danny Foster... Born April 4, 1994.

YEAR-BY-YEAR STATS

DEFENSE

Year	Team	G	GS	Tack	Solo	Sack	INT	PD
2017	SF	10	10	72	59	0	0	1
2018	SF	6	6	29	25	0	0	1
Career		16	16	101	84	0	0	2

*Tackle stats according to STATS, LLC

CAREER HIGHS

SINGLE-GAME

Total Tackles:	14, vs. Arizona (11/5/17)
Solo Tackles:	13, vs. Arizona (11/5/17)
Passes Defensed:	1, twice, last at Kansas City (9/23/18)

29



KENDALL FULLER

CB

5-11 // 198

5th NFL Season // Virginia Tech

DOB: February 13, 1995 // Our Lady of Good Counsel H.S.

TRANSACTIONS

Originally selected by Washington in the third round [84th overall] of the 2016 NFL Draft... Traded to the Kansas City Chiefs on March 14, 2018... Signed with Washington as an unrestricted free agent on March 18, 2020.

PRO

Re-joined Washington during the 2020 offseason... Finishes 2019 having appeared in 55 regular season games with 31 starts from 2016-19... Recorded 225 tackles [172 solo], 26 passes defended, 6 interceptions and 2 forced fumbles in his first four NFL seasons with Washington [2016-17] and Kansas City [2018-19]... Also started in four of the five previous career postseason contests, including a win in Super Bowl LIV.

YEAR-BY-YEAR

2019 [CHIEFS]

Played in 11 games with four starts and tallied 49 tackles [34 solo], 1.0 sack and two passes defended on the year... Registered seven tackles [four solo] in a win at JAX [09/08]... Totaled six tackles [five solo], one sack and one pass defended in a win at OAK [09/15]... Added eight tackles [seven solo] in a win vs. BAL [09/22]... Registered eight tackles [six solo] and one pass defended in a win at DET [09/29]... Added one tackle vs. IND [10/06]... Added one tackle vs. HOU [10/13]... Inactive in Weeks 7-11... Added three tackles in a win vs. OAK [12/01]... Added two solo tackles in a win at NE [12/08]... Registered two tackles in a win vs. DEN [12/15]... Tallied five tackles [three solo] in a win at CHI [12/22]... Added six tackles [five solo] in a win vs. LAC [12/29]... Registered four tackles [three solo] with one interception and two passes defended to help guide the Chiefs to a victory against the San Francisco 49ers in Super Bowl LIV.

2018 [CHIEFS]

Played and started in 15 games in his first season with the Chiefs. Compiled 82 tackles [64 solo], two interceptions, one forced fumble and 12 passes defended on the year... Recorded first start with the Chiefs in Week 1 of the 2018 season at Los Angeles Chargers [09/09]... Logged first interception in a Chiefs uniform vs. Denver [10/28]... Logged first forced fumble with KC, second of his career in Week 13 at Oakland [12/01].

2017 [WASHINGTON]

Played in 16 games with six starts. Totaled 54 tackles [42 solo], 4 interceptions, one forced fumble and 10 passes defended on the year... Posted career-highs in interceptions [4], tying with Redskins S D.J. Swearinger for most interceptions on the team... Allowed a 55.0 passer rating when covering the slot... This ranked as the lowest mark in the NFL during the 2017 season... At 22 years old on the final day of the 2017 calendar year, became the youngest member of the Redskins to record at least four interceptions in a season since Sean Taylor's four-interception season at 21 years of age in 2004, according to records provided by Pro Football Reference.

2016 [WASHINGTON]

Played in 13 games with six starts at the nickel spot in his rookie campaign. Compiled 40 tackles [32 solo] and two

passes defended on the year... Inactive in Weeks 1-3... Made NFL debut in a win vs. CLE [10/2], adding eight tackles [seven solo]. Became the fourth brother in his family to appear in the NFL, helping the Fullers join the Browners as only the second set of four brothers to all play in the NFL.

COLLEGE

Played collegiately at Virginia Tech from 2013-15, starting in 28 of the 29 games in which he appeared... Compiled 119 career tackles [73 solo], 27 pass breakups, eight interceptions [one returned for a touchdown], two forced fumbles and two fumbles recoveries... Limited by a knee injury to three games as a junior in 2015, posting seven tackles and 1.0 sack... As a sophomore in 2014 posted 54 tackles [32 solo], 2.0 sacks and two interceptions in 13 games [all starts] and was a first-team All-ACC selection... Also earned second-team All-American honors from the Football Writers Association of America and USA Today in 2014... Was named the ACC Defensive Rookie of the Year as a freshman in 2013 after posting 58 tackles [38 solo], six interceptions, a forced fumble and one fumble recovery... Earned first-team freshman All-American selections from the FWAA, Sporting News, 247Sports and College Football News.

PERSONAL

Attended Our Lady of Good Counsel in Olney, Md., where he played football and ran track... As a senior, he was named the Gatorade Player of the Year for the state of Maryland, was selected to the U.S. Army All-American Game and was the U.S. Army All-American Defensive Player of the Year and was named All-Met Offensive Player of the Year by the Washington Post... During his senior year he totaled 44 receptions for 695 yards and seven touchdowns on offense, and three interceptions, eight pass breakups, 28 tackles and 1.0 sack on defense... Was selected first-team All-WCAC his senior year... He is the youngest of four brothers to play in the NFL. With his NFL debut the Fuller family joined the Browners - Ross, Jim, Joey and Keith - as the only other set of four brothers to all play in the NFL... His three older brothers also played for Virginia Tech - Vincent, Corey and Kyle. Vincent played seven years [2005-11] for the Tennessee Titans and Detroit Lions. Corey played for the Detroit Lions and the New Orleans Saints [2013-17]. Kyle was drafted in the first round of the 2014 NFL Draft by the Chicago Bears, where he has played since... Hometown is Baltimore, Md. Born February 13, 1995.

YEAR-BY-YEAR STATS

DEFENSE

Year	Team	G	GS	Tack	Solo	Sack	INT	PD
2016	WAS	13	6	40	32	0	0	2
2017	WAS	16	6	54	42	0	4	10
2018	KC	15	15	82	64	0	2	12
2019	KC	11	4	49	34	1.0	0	2
Career		55	31	225	172	1.0	6	26

**Tackle stats according to STATS, LLC*

ADDITIONAL

FF-FR: 1-0 in 2017, 1-0 in 2018

POSTSEASON

Year	Team	G	GS	Tack	Solo	Sack	INT	PD
2018	KC	2	2	13	9	0	0	1
2019	KC	3	2	5	4	0	1	2
Career		5	4	18	13	0	1	3

CAREER HIGHS

SINGLE-GAME

Total Tackles:	12, vs. Oakland (12/30/18)
Solo Tackles:	9, vs. Oakland (12/30/18)
Passes Defensed:	4, vs. Baltimore (12/09/18)

51



SHAUN DION HAMILTON

LB

6-0 // 235

3rd NFL Season // Alabama

DOB: Sept. 11, 1995 // Carver H.S. (Montgomery, Ala.)

TRANSACTIONS

Originally selected by Washington in the sixth round (197th overall) of the 2018 NFL Draft.

YEAR-BY-YEAR

2019 [WASHINGTON]

Appeared in 16 games and finished the season with 69 tackles (50 solo), 2.5 sacks, one interception, two passes defended and five tackles for loss...Tallied three solo tackles, including one tackle for a loss at PHI [9/8]...Recorded four solo tackles vs. DAL [9/15]... Made an appearance against the Bears [9/23]... Logged a tackle in vs. NYG [9/29]... Recorded one tackle on special teams in a game vs. NE [10/6]... Tallied two solo tackles, one interception and one pass defended in a win over MIA [10/13]... Recorded three total tackles vs. SF [10/20]... Finished with four total tackles at MIN [10/24]... Notched 6 total tackles and a tackle for loss at BUF [11/3]... Assisted on two tackles vs. Jets [11/17]... Finished with six tackles [three solo] and his first sack of the season against the Lions [11/24]... Logged two tackles [one solo] in a victory over CAR [12/1]... Assisted on a tackle and recorded a solo tackle in addition to defending a pass vs. GB [12/8]... Logged two solo tackles in a matchup vs. PHI [12/15]... Recorded four solo tackles and one tackle for loss in a contest vs. NYG [12/22]...Saw action and registered four tackles (two solo), including one for a loss and recovered a fumble at DAL [12/29].

2018 [WASHINGTON]

Appeared in all 16 games with four starts, recording 22 total tackles (15 solo), two tackles for loss, 1.5 sacks and one forced fumble in his rookie campaign... Appeared on special teams in win at ARI [9/9]... Contributed on special teams vs. IND [9/16]... Registered two solo tackles on special teams in a win vs. GB [9/23]... Appeared on special teams at NO [10/8]... Recorded first career forced fumble and added one solo tackle on special teams in a win vs. CAR [10/14]... Contributed on special teams in a win vs. DAL [10/21]... Tallied one assisted tackle on special teams in a win at NYG [10/28]... Appeared on special teams vs. ATL [11/4]... Contributed on special teams in a win at TB [11/11]... Contributed on special teams vs. HOU [11/18]...Tallied one quarterback hit at DAL [11/22]... Contributed on defense and special teams at PHI [12/3]... Record his first career start, first professional tackle and seven in total vs. NYG [12/9]... Notched his first career half sack and recorded four tackles [two solo] at JAX [12/16]... Added four solo tackles and one tackle for a loss at TEN [12/22]... Recorded seven tackles [five solo], two quarterback hits, one tackle for loss, and earned his first career sack vs. PHI [12/30].

COLLEGE

Played collegiately at Alabama from 2014-17, compiling 134 tackles (65 solo), 16.0 tackles for loss, 4.5 sacks, four pass breakups, two interceptions and two forced fumbles in 51 career games with the Tide... Named as a permanent team captain as a senior in 2017 and recorded 40 tackles (20 solo), 5.5 tackles for loss, 2.5 sacks and two pass breakups despite being limited to nine games by a knee injury... Ranked third on Alabama with 64 tackles (31 solo) as a junior before suffering a season-ending injury in the SEC Championship in 2016. Also added 9.0 tackles for loss, 2.0 sacks, two interceptions and a pass breakup in 13 games... Played in all 15 games in the Tide's national championship campaign in 2015, contributing

27 tackles (14 solo) and 1.5 tackles for loss as a sophomore... Played in 14 games in a reserve role as a freshman in 2014.

PERSONAL

Attended Carver H.S. in Montgomery, Ala., where he was a first-team Alabama Sports Writers Association 6A all-state selection as a senior in addition to being his class valedictorian... Recorded 119 tackles four sacks, three interceptions, six forced fumbles and a blocked punt that season... Was also a 2012 ASWA first-team 6A all-state selection after making 123 tackles as a junior... Selected to participate in the 2014 U.S. Army All-American Bowl... Was rated as a four-star prospect... Member of the AL.com 2013 Super All-State Team and was No. 6 on AL.com's 2014 "A-List"... Son of Shelton and Diane Hamilton... Father, Lt. Col. Shelton Hamilton, served more than 20 years in the U.S. Army Reserve and spent two tours in Afghanistan... First name pronounced "Shawn DEE-on"... Born Sept. 11, 1995.

YEAR-BY-YEAR STATS

DEFENSE

Year	Team	G	GS	Tack	Solo	Sack	INT	PD
2018	WAS	16	4	22	15	1.5	0	0
2019	WAS	16	0	47	35	1.0	1	2
Career		32	4	69	50	2.5	1	2

*Tackle stats according to STATS, LLC

ADDITIONAL

FF-FR: 1-0 in 2018, 1-1 in 2019

CAREER HIGHS

SINGLE-GAME

Total Tackles:	7, twice, last vs. Philadelphia [12/30/18]
Solo Tackles:	5, twice, last at Buffalo [11/3/19]
Sacks:	1, twice, last vs. Detroit [11/24/19]

13



KELVIN HARMON

WR

6-2 // 215

2nd NFL Season // North Carolina State

DOB: Dec. 15, 1996 // Palmyra [N.J.] H.S.

TRANSACTIONS

Originally selected by Washington in the sixth round (206th overall) of the 2019 NFL Draft.

YEAR-BY-YEAR

2019 [WASHINGTON]

Appeared in 16 games with eight starts and finished the season with 30 receptions for 365 yards (12.2 avg.)... Made his NFL debut and had two receptions for 31 yards at PHI [9/8]... Made first career start in game vs. Dallas [9/15]... Appeared vs CHI as a wide out [9/23]... Recorded two catches for 14 yards against the Giants [9/29]... Logged one catch for four yards in contest vs. NE [10/6]... Tallied one catch for eight yards in a win over MIA [10/13]... Active vs. SF [10/20]... Caught one pass for 11 yards on the road in Minnesota [10/24]... Started at BUF [11/3] and caught one pass for six yards... Had a career day against the Jets, posting 53 receiving yards on five catches [11/17]... Hauled in three catches for 43 yards vs. DET [11/24]... Caught three passes for 51 yards in a victory over CAR [12/1]... Hauled in a 30-yard reception on third down on the road against Green Bay [12/8]... Caught two passes for 22 yards in a matchup vs. PHI [12/15]... Logged 86 yards on seven catches in a matchup vs. NYG [12/22]... Started and hauled in three receptions for 33 yards at DAL [12/29].

COLLEGE

Played collegiately at North Carolina State from 2016-18, where he appeared in 38 games... Totaled 177 receptions for 2,665 receiving yards and 16 touchdowns... Recorded seven games in which he posted 100 or more receiving yards, the fifth best mark in school history... Posted back-to-back seasons with 1,000 or more receiving yards... Played in all 12 games his junior year in 2018, recording 81 receptions for 1,186 yards, and seven touchdowns, earning him an All-ACC first team selection and was named a Bilenikoff Award candidate, an annual award given to nation's most outstanding wide receiver... During his sophomore campaign in 2017, was named a Bilenikoff Award candidate, after he amassed 1,017 yards on 69 receptions for four touchdowns in 13 games... His receiving yards during his sophomore season rank sixth in school history for single-season receiving yards and was the second-best ever for an NC State sophomore. Became the first NC State receiver to eclipse 1,000 yards since 2003. Earned a second-team All-ACC selection and attained the team's Gary Rowe Award for wide receiver of the year... His 69 receptions in his sophomore season also ranks fourth in school history for single-season receptions, best ever by a sophomore... Led the team in touchdown receptions (5) during his freshman year in 2016... Was named to the Athlon Sports All-ACC Freshman squad.

PERSONAL

Attended Palmyra H.S. in Palmyra, N.J., where he collected 2,764 receiving yards in 165 receptions and 36 touchdowns... Played both wide receiver and safety... During his senior year in 2015, Harmon caught 66 passes for 1,111 yards and 14 touchdowns, leading the state of New Jersey in receiving yards... He also tallied 38 tackles, two sacks and an interception in his senior season while playing safety... Majored in parks, recreation and tourism management... Born in Liberia, Harmon came to the United States when he was four years old... Born on Dec. 15, 1996.

YEAR-BY-YEAR STATS

RECEIVING

Year	Team	GP	GS	Rec	Yds	Avg	Lg	TD
2019	Was	16	8	30	365	12.2	30	0
Career		16	8	30	365	12.2	30	0

7



DWAYNE HASKINS JR.

QB

6-4 // 218

2nd NFL Season // Ohio State

DOB: May 3, 1997 // Bullis H.S. [Potomac, Md.]

TRANSACTIONS

Originally selected by Washington in the first round (15th overall) of the 2019 NFL Draft.

PRO

Enters 2020 having previously appeared in nine games [seven starts]. Completed 119-of-203 passes for 1,365 yards with seven touchdowns and seven interceptions for a passer rating of 76.1 in his rookie NFL seasons.

YEAR-BY-YEAR

2019 [WASHINGTON]

Appeared in nine games with seven starts and finished the season 119-for-203 for 1,365 yards and seven touchdowns along with seven interceptions... Served as the back up quarterback and did not play in Week 1-Week 3... Received his first game action against the Giants, throwing for 107 yards and adding 23 on the ground... Did not see any game action vs. NE [10/6]... Did not see any game action at MIA [10/13] or vs. SF [10/20]... Played the second half vs. MIN, finished with 33 yards on 3-of-5 passing [10/24]... Made his first career start at BUF [11/3], passing for 144 yards on 15 completions and rushing for 14 yards on 3 carries... Passed for 214 yards on 19-of-34 passing, including throwing his first two touchdown passes in a loss against the Jets [11/17]... Won his first game, passing for 156 yards on 13-of-29 passing with 28 yards rushing on three carries at home vs. the Lions [11/24]... Threw for 147 yards going 13-of-25 in a victory over CAR [12/1]... Threw for 170 yards on 16-of-27 passing with a touchdown vs. the Packers [12/8]... Logged 261 yards on 19-of-28 passes and two touchdowns in a contest vs. PHI [12/15]... Threw for 133 yards and two touchdowns going 12-of-15 and did not return due to an ankle injury in a contest vs. NYG [12/22]... Inactive at DAL [12/29].

COLLEGE

Played collegiately in 22 games at Ohio State from 2017-18... Completed 410-of-587 passes [69.85 percent] for 5,408 passing yards with 54 touchdown passes and only nine interceptions in a season-and-a-half... Holds multiple Ohio State career records, including completion percentage [69.9], passing yards per game [245.3], total offense per game [254.1 yards], games of 300 or more passing yards [9] and 400 or more passing yards [4]... Earned Ohio State single-season records in pass attempts [533], completion percentage [70.0] and passing yards per game [345.1]... Amassed multiple single game records at Ohio State, including passing yards [499], pass attempts [73], pass completions [49] and total offense [494 yards]... Won the *Chicago Tribune* Silver Football award as the best player in the Big Ten, along with earning the Big Ten's Graham-George Offensive Player of the Year and Griese-Brees Quarterback of the Year awards... Awarded Third-Team All-American from the *Associated Press* and named an Academic All-Big Ten Conference award winner in 2018... Two-time OSU Scholar-Athlete [2016-2017]. Named a Heisman Trophy finalist after he completed 370-of-530 passes [69.81 percent] for 4,843 yards with 50 touchdowns and only eight interceptions in 14 games in 2018... Threw for 455 yards, completing 33-of-44 passes with a Big Ten Conference record six touchdowns and two interceptions in a win vs. Indiana [10/6]... Captured an Ohio State single-season record 49-of-73 pass attempts

for 470 yards with two touchdowns and one interception at Purdue [10/20]... Completed 20-of-31 passes for 396 yards with six touchdowns, tying the Big Ten Conference record in touchdown passes in a win vs. No. 4 Michigan [11/24]... Connected on 22-of-34 passes for 263 yards and three touchdowns in a Rose Bowl victory vs. No. 9 Washington [1/1]... Attained several Big Ten Conference records, including single-season passing yards [4,831], single-season pass completions [373], single-season touchdown passes [50], single-season total offense [4,939 yards], total touchdowns responsible for in one season [54], career passing efficiency [173.98] and touchdown passes in a single game [6; vs. Indiana [10/6] and Michigan [11/24].

PERSONAL

Attended Bullis School in Potomac, Md., approximately 29 miles away from Redskins team headquarters in Ashburn, Va... Selected as a part of the first-team consensus All-Maryland team... Earned *Washington Post* all-metro honors and Interstate Athletic Conference (IAC) player of the year honors as a senior... Named to the Under Armour All-American game... Consensus 4-star prospect (ESPN, Rivals, 247Sports, Scout)... Threw for 1,963 yards and 24 touchdowns as a junior and was named the Maryland Gatorade Player of the Year... Completed 170-of-286 passes his senior year, amassing 2,217 yards and 20 touchdowns... Played at Ohio State with fellow 2019 Redskins draftee Terry McLaurin... Son of Tamara and Dwayne Haskins Sr... Majored in journalism... Born on May 3, 1997.

YEAR-BY-YEAR STATS

PASSING

Year	Team	G	GS	Att	Comp	Pct	Yds	Yd/A	TD	Int	Lg	Rate
2019	Was	9	7	203	119	58.6	1,365	6.7	7	7	75t	76.1
Career		9	7	203	119	58.6	1,365	6.7	7	7	75t	76.1

RUSHING

	Team	Att	Yards	Yd/A	Lg	TD
2019	Was	20	101	5.1	23	0
Career		20	101	5.1	23	0

88



HALE HENTGES

TE

6-4 // 245

2nd NFL Season // Alabama

DOB: Aug. 19, 1996 // Helias H.S. [Jefferson City, Mo.]

TRANSACTIONS

Originally signed as an undrafted rookie free agent with the Indianapolis Colts on May 3, 2019... Released by the Colts on October 5, 2019... Signed by Washington on October 7, 2019.

YEAR-BY-YEAR

2019 [COLTS/WASHINGTON]

Appeared in 11 games with four starts and hauled in eight receptions for 103 yards and one touchdown... Did not record any stats while with the Colts Week 1-Week5... Signed on 10/7... Made debut with the Redskins and played 22 snaps on offense and special teams in a game vs. MIA [10/13]... Made his first career start vs. SF [10/20]... Started against the Vikings, recorded his first career reception for 13 yards [10/24]... Active at BUF [11/3]... Played against the Jets and was targeted once [11/17]... Played 15 snaps at home against the Lions [11/24]... Played in 47 percent of offensive snaps and 24 on special teams in a victory over CAR [12/1]... Started at tight end vs. Green Bay, also played on special teams [12/8]... Saw game action in a contest vs. PHI [12/15]... Logged his first career touchdown and notched 28 yards on two catches in a matchup vs. NYG [12/22]...Saw action and had career-highs in receptions (four) and receiving yards (62).

COLLEGE

Played four years at Alabama [2015-18], winning 42 games and two national titles... Known for his skill as a blocking tight end, played in 14 games as a senior... Recorded a career-high two touchdowns in the win over Texas A&M... Posted his sixth and final collegiate score in the national championship against Clemson... Played in all 14 games his junior season, finishing the year with three touchdown receptions... Played in 15 games his freshman and sophomore seasons.

PERSONAL

Played in the 2014 Under Armour All-America Game, rated a three-star prospect by ESPN and No. 109 in their top 300... No. 3 tight end and No. 3 player in the state of Missouri... Finished his high school career with 2,559 yards and 34 touchdowns... three-time All-State select by Missouri Football Coaches Association.

YEAR-BY-YEAR STATS

RECEIVING

Year	Team	GP	GS	Rec	Yds	Avg	Lg	TD
2019	Ind/Was	11	4	8	103	12.9	24	1
Career		11	4	8	103	12.9	24	1

55



COLE HOLCOMB

LB

6-1 // 240

2nd NFL Season // North Carolina

DOB: July 30, 1996 // New Smyrna Beach [Fla.] H.S.

TRANSACTIONS

Originally selected by Washington in the fifth round (173rd overall) of the 2019 NFL Draft.

YEAR-BY-YEAR

2019 [WASHINGTON]

Appeared in 16 games with 15 starts at linebacker and registered 101 tackles (70 solo), one sack, one pass defended and three forced fumbles... Made his NFL debut and tallied eight tackles [seven solo] and a game-high two tackles for loss at PHI [9/8]... Talled two solo tackles vs. the Cowboys [9/15]... Post a season-high nine tackles vs CHI [9/23]... Tallied four tackles against NYG and forced his career fumble [9/29]... Logged 10 tackles [eight solo] in matchup vs. NE [10/6]... Tallied six tackles [four solo] in a win over MIA [10/13]... Recorded three solo tackles and one special teams tackle vs. SF [10/20]... Finished with seven tackles vs. MIN and forced his second fumble on the season, becoming the seventh rookie to have at least two in a season [10/24]... Started at BUF [11/3] and recorded 3 total tackles... Finished with six tackles [four solo] at home against the Jets to become one of seven rookies in franchise history to post at least 60 tackles [11/17]... Record 13 tackles [seven solo], his first career sack and a tackle for loss [third most tackles in a single game by a rookie in franchise history] at home against Detroit [11/24]... Logged four tackles [two solo] and one tackle for loss in a victory over CAR [12/1]... Recorded seven tackles, moving his season total to 85 on the season, vs. GB [12/8]... Logged six solo tackles in a contest vs. PHI [12/15]... Notched four solo tackles in a matchup vs. NYG [12/22]... Started and recorded six tackles [four solo] and one pass defended at DAL [12/29].

COLLEGE

Played collegiately at North Carolina from 2015-18, accumulating 328 tackles [171 solo], 15.5 tackles for loss, 12 passes defended, four forced fumbles, 2.5 sacks and a fumble recovery in 49 career games... Earned second-team All-ACC honors as a senior in 2018 after and led the ACC averaging 9.5 tackles per game. Started in all 11 games in which he appeared, tallying a team-leading 105 tackles, a sack, eight tackles for loss, a quarterback pressure, four pass breakups and four forced fumbles. Earned a career-high 22 tackles and forced three fumbles en route to ACC Linebacker of the Week honors against Georgia Tech... Started the first 11 games of the season and led the team in tackles [93] for the second year in a row as a junior. Ranked sixth in the ACC with 8.5 tackles per game with 2.5 tackles for loss, a fumble recovery, four quarterback hurries and three pass breakups... Started all 13 games at outside linebacker, registering 115 total tackles [62 solo], five tackles for loss, five passes defended and one sack as a sophomore... Appeared in all 14 games, primarily on special teams as a freshman. Also saw time at linebacker, recording 15 tackles on the year. Joined the team as a walk-on prior to the 2014 season.

PERSONAL

Attended New Smyrna Beach H.S. in New Smyrna Beach, Fla. where he saw playing time at safety, linebacker and tight end... Earned second-team all-county honors during his senior season... Helped lead his team to a district championship and advance to the second round of the 7A state playoffs as a junior... Competed in both football and soccer...

Majored in management and society... Son of Beth and Jack Holcomb... Born on July 30, 1996.

YEAR-BY-YEAR STATS

DEFENSE

Year	Team	G	GS	Tack	Solo	Sack	PD	FF	FR
2019	Was	16	15	101	70	1.0	1	3	0
Career		16	15	101	70	1.0	1	3	0

*Tackle stats according to STATS, LLC

3



DUSTIN HOPKINS

K

6-2 // 205

7th NFL Season // Florida State

DOB: Oct. 1, 1990 // Clear Lake H.S. (Houston, Texas)

TRANSACTIONS

Originally selected by the Buffalo Bills in the sixth round (177th overall) of the 2013 NFL Draft... Waived by the Bills on August 25, 2014... Signed to the New Orleans Saints' practice squad on December 17, 2014... Waived by the Saints on September 5, 2015... Signed with Washington on September 14, 2015... Re-signed with Washington on March 12, 2018.

PRO

Enters 2020 having previously kicked in 71 games, converting 124-of-146 field goal attempts (84.9 percent) and 139-of-146 PATs (95.2 percent). Also recorded 250 touchbacks on 340 career kickoffs (73.5 percent) through the conclusion of the 2019 season... At the conclusion of the 2019 campaign, his 84.9 career field goal percentage was second-best among kickers with at least 50 made field goals in team history.

YEAR-BY-YEAR

2019 (WASHINGTON)

Appeared in all 16 games and converted 25-for-30 field goal attempts (83.3 percent) and 21-of-22 PATs for 96 total points... Connected on both of his field goal attempts... Hit a 41 yard field goal in the first quarter and a 48-yard field goal in the second quarter... The first-quarter field goal was the 100th of his career... Went 3-for-3 on PAT's at PHI [9/8]... Made all three PATs in a contest against Dallas [9/15]... Missed a 43-yarder against the Bears [9/23]... Connected on a 21-yarder vs. the NYG [9/29]... Recorded one PAT in a contest vs. NE [10/6]... Made one of two field goals in a victory over MIA [10/13]... Had one field goal attempt vs. SF [10/20]... Connected on all three field goal attempts vs. MIN [10/24]... Made all three of his field goal attempts at BUF [11/3]... Went 1-of-2 vs. Jets, connecting on a 44-yarder... Connected on all four kicks at home against Detroit, including the 39-yard game winner [11/24]... Made three-of-four on field goals in a victory over CAR [12/1]... Connected on a 52-yard field goal, moving him second place all-time in franchise history for made 50+ yard field goals, on the road vs. the Packers [12/8]... Made two-of-two field goals and all three extra point attempts in a contest vs. PHI [12/15]... Connected on all five of his extra point attempts in a matchup vs. NYG [12/22]... Went three-for-three from field goal range and knocked in his sole extra point attempt at DAL [12/29].

2018 (WASHINGTON)

Converted 26-of-29 field goal attempts (89.7 percent) and 25-of-26 PATs for 103 points in 16 games... Connected on only field goal attempt from 31 yards and 3-for-3 on PATs in a win at ARI [9/9]... Hit field goals of 49, 27 and 49 yards in a 3-for-4 performance vs. IND [9/16]... Converted a 35-yard field goal and with the score, passed Shaun Suisham for 4th on Washington's kickers' all-time scoring list. Finished 4-for-4 on PATs in a win vs. GB [9/23]... Went 2-for-2 on field goal attempts, including a season-long 53-yarder and recorded the third-most field goals of 50 or more yards in team history at NO [10/8]... Connected on three field goal attempts and two PATs, including a career long 56-yard field goal which tied for the third longest in franchise history. Finished with 11 points and registered 352 career points. Passed Hugh Taylor (348) and Gary Clark (348) for 8th on Washington's all-time scoring list in a win vs. CAR [10/14]...

Connected on two field goals and two PATs scoring eight points in the game. Tied Jerry Smith (360) for seventh on Washington's all-time scoring list in a win vs. DAL [10/21]... Connected on 2-of-3 field goal attempts, including a 53-yard field goal, and finished with eight points for the game (368). With the extra point following Washington's first touchdown of the game, passed Jerry Smith (360) for seventh on Washington's all-time scoring list in a win at NYG [10/28]... Went 2-for-2 on PATs vs. ATL [11/4]... Connected on all three field goal attempts (43, 43 and 26 yards) and now ranks fifth all-time in franchise history in field goals between 40-49 yards in a win at TB [11/11]... Went 3-for-3 on PATs vs. HOU [11/18]... Kicked a 31-yard field goal at DAL [11/22]... Connected on both of his field goal attempts hitting field goals of 44 and 47 yards and he (394) passed Art Monk (390) for sixth on the all-time franchise list for total points at PHI [12/3]... Contributed on special teams vs. NYG [12/9]... Connected on a 36-yard field goal as time expired for second career game-winning field goal at JAX [12/16]... The last time Hopkins connected on a game winner was Sept. 25, 2016 at the New York Giants... Registered three field goals on three attempts, including a 50-yard field goal in the first quarter. He has now recorded four field goals from 50-plus yards to tie a single season franchise record, which is currently held by Graham Gano (4 in 2011), John Hall (4 in 2003) and Mark Moseley (4 in 1977) at TEN [12/22]... Contributed on special teams vs. PHI [12/30].

2017 (WASHINGTON)

Led Washington in scoring with 60 points in only eight games after finishing the season 14-of-17 on field goal attempts and 18-of-19 on PATs... Went 2-for-2 on PATs and converted his only field goal attempt from 33 yards out vs. PHI [9/10]... Went 2-for-3 on field goal attempts and 3-for-3 on PATs in a win at LAR [9/17]. First field goal of the day pushed him past Kai Forbath (60) for sole possession of fifth-most career field goals in Washington history... Hit field goals of 23 and 28 yards in a 2-for-3 performance in a win vs. OAK [9/24]... Converted two field goal attempts at KC [10/2], including what was a then-game-tying 40-yarder in the final minute... Hit field goals of 48 and 21 yards, respectively, and was 2-of-3 on PATs in a win vs. SF [10/15]... Placed on Reserve/Injured list with a hip injury in Week 7... Activated in Week 15 after being designated for return... Went 2-for-2 on field goal attempts in his return to action in a win vs. ARI [12/17]... Converted both field goal attempts in a win vs. DEN [12/24]... Hit a season-long 49-yard field goal on the final play of the first half at NYG [12/31].

2016 (WASHINGTON)

Converted 34-of-42 field goal attempts (81.0 percent) and 36-of-39 PATs for 138 points in 16 games. His 34 field goals broke Mark Moseley's 1983 team record (33)... Named the NFC's Special Teams Player of the Month for September after opening the season 11-for-11 on field goal attempts, becoming the first Washington kicker to earn the honor. His 11 field goals were the most through the first three games in team history... Converted 3-of-3 field goal attempts and his lone PAT vs. PIT [9/12]... Added another 3-for-3 performance on field goals vs. DAL [9/18]... Tied a team record by converting a career-high five field goals on five attempts in a win at NYG [9/25], earning his first career NFC Special Teams Player of the Week honor... Made a 49-yard field goal and four PATs in a win vs. CLE [10/2]. Extended career-long streak of consecutive regular season field goals to 16, dating back to 2015... Had his streak of consecutive field goal attempts end at 16

3 DUSTIN HOPKINS

in a win at BAL (10/9) when his 56-yard attempt into 30 mph wind gusts fell short... Went 2-for-2 on field goal attempts including a 50-yarder in a win vs. PHI (10/16)... Went 1-for-2 on field goals at DET (10/23)... Helped force overtime with a 40-yard field goal in the fourth quarter but finished 2-for-4 on field goals in a tie against CIN (10/30) in London... Converted 4-of-4 field goal attempts and 2-of-2 PATs in a win vs. MIN (11/13). In the process, became the 29th player in team history to record 200 career points with Washington. Passed Scott Blanton (44) for 10th-most career field goals in franchise history... Made a 37-yard field goal and was 3-for-4 on PATs in exceedingly windy conditions in a win vs. GB (11/20)... Went 2-for-4 on field goals at DAL (11/24). Also added two PATs to reach 100 points on the season, becoming the first member of Washington to accomplish the feat in consecutive seasons since Graham Gano in 2010-11... Went 3-for-3 on field goal attempts at ARI (12/4), including a season-long 53-yarder. Set a new single-season career high and passed Brett Conway (52) for ninth on the team's all-time career field goals list... Had a streak of 15 consecutive games with a field goal snapped in a win at PHI (12/11). Was one game shy of tying Mark Moseley (16 consecutive games across the 1976-77 seasons) for the second-longest streak in team history... Converted all three field goal attempts vs. CAR (12/19). Entered the Top 10 in points in a single season in franchise history (including both kickers and position players). Pushed his field goal total this season to 31, tying Graham Gano (31 in 2011) and Chip Lohmiller (31 in 1991) for second-most in team history. Passed Sam Baker and John Hall (54 each) for seventh on the team's all-time made field goals list... Converted 2-of-2 field goal attempts and five PATs in a win at CHI (12/24). With his second field goal, tied Mark Moseley's record (33 in 1983) for the most field goals in a single season in team history. Passed No. 6 Terry Allen (126 in 1996), No. 5 Chip Lohmiller (128 in 1989) and No. 4 Lohmiller (131 in 1990) on the franchise's single-season scoring list... Broke Mark Moseley's team record for field goals in a season with his 34th field goal of the season vs. NYG (1/1). Became the 18th player in Washington history (including both kickers and position players) to record 250 career points, and his field goal also tied him with Graham Gano (59) for sixth-most career field goals made in Washington history.

2015 (SAINTS/WASHINGTON)

Completed first season 25-of-28 on field goal attempts for Washington. His 89.3 field goal percentage in 2015 marked the third-best single-season percentage in Washington history... Spent the offseason with the Saints before being waived during final cuts... Signed with Washington in Week 2... Made NFL debut in win vs. STL (9/20), converting a 46-yard field goal and three PATs... Went 2-for-2 on field goal attempts at NYG (9/24)... Made a career-high three field goals in a 3-for-3 performance vs. PHI (10/4), also converting on two PATs... Went 2-for-3 on field goals at ATL (10/11), including a then-career-long 52-yarder with no time remaining to force overtime. Became the first Washington kicker to force overtime with a game-tying field goal in the final minute of regulation since John Hall vs. the New York Giants on Sept. 21, 2003... Recorded a career-long 54-yard field goal at NYJ (10/18), the longest Washington field goal since Graham Gano's team-record 59-yard field goal on Nov. 6, 2011. Became the first Washington kicker to record a field goal of 50 yards or more in consecutive games since John Hall in Weeks 5-6 of the 2003 season... Converted a 35-yard field goal and also kicked the NFL's first successful onside kick of the season in the largest comeback win (24 points) in team history vs. TB (10/25)... Hit a 23-yard field goal at NE (11/8)... Converted a career-high four field goals on four attempts against his former team vs. NO (11/15), pushing his career-best streak of consecutive made field goals to 10... Was 2-for-2 on PATs at CAR (11/22)... Went 2-for-3 on field goals and 2-for-2 on

PATs in a win vs. NYG (11/29)... Converted 3-of-4 field goal attempts vs. DAL (12/7)... Converted his only field goal attempt — a 47-yarder into the wind at Solider Field — early in the fourth quarter in a three-point win at CHI (12/13)... Went 5-for-5 on PATs in a win vs. BUF (12/20)... Converted a 28-yard field goal and went 4-for-5 on PATs in a division-clinching win at PHI (12/26). Exceeded the 100-point mark for the season during the game, posting the 25th 100-point season in team history... Converted two field goal attempts in regular season finale at DAL (1/3)... Hit a 25-yard field goal in NFC Wild Card Round vs. GB (1/10).

2014 (BILLS/SAINTS)

Signed to the Saints' practice squad on Dec. 17 after spending the offseason with the Bills.

2013 (BILLS)

Inactive for each of the first five games with a groin injury before being placed on Injured Reserve on Oct. 7.

COLLEGE

Played collegiately at Florida State, setting a new NCAA career scoring record for kickers (466 points) during a storied four-year career... Also established new NCAA, ACC and Florida State records with 88 career field goals... His 88th career field goal in the Orange Bowl over Northern Illinois pushed him past Georgia's Billy Bennett (87, 2000-03)... Kicked at least one field goal in 46 career games to set the all-time NCAA record... Named to All-ACC following his junior and senior seasons... Walter Camp All-American and AP All-American (Second Team) as a senior captain when he posted 140 points to set a new conference all-time single season scoring mark, as he made 25-of-30 field goal attempts... As a junior in 2011, converted 22-of-27 field goal attempts and was a first-team All-ACC selection.

PERSONAL

Attended Clear Lake H.S. in Houston, where he was a two-time Texas 5A all-state selection and USA Today first-team All-American as a senior... Participated in the Under Armour All-America game... Also started in the secondary for Clear Lake... Boasted better than a 4.0 weighted GPA... Son of Jim and Karen Hopkins... Married his wife, Gabrielle, in July of 2014 and welcomed their son, Wake Steele, in March of 2017... Born Oct. 1, 1990.

YEAR-BY-YEAR STATS

KICKING

Year	Team	G	FG	Pct.	Lg	PAT	Pct.	Pts.
2015	Was	15	25/28	89.3	54	39/40	97.5	114
2016	Was	16	34/42	81.0	53	36/39	92.3	138
2017	Was	8	14/17	82.4	49	18/19	94.7	60
2018	Was	16	26/29	89.7	56	25/26	96.2	103
2019	Was	16	25/30	83.3	53	21/22	95.5	96
Career		71	124/146	84.9	56	139/146	95.2	511

KICKOFFS

Year	Team	KO	TB	Pct	Yds	Avg
2015	Was	76	52	68.4	4,891	64.4
2016	Was	90	65	72.2	5,760	64.0
2017	Was	40	29	72.5	2,574	64.4
2018	Was	69	56	81.2	4,427	64.2
2019	Was	65	48	73.8	4,200	64.6
Career		340	250	73.5	21,852	64.3

ADDITIONAL

Game-Winning FGs [last 2:00/OT]: 3 [9/25/16 at NYG], [12/16/18 at JAX], [11/25/19 vs. DET]

Career-Best Streak: 16* [Wk. 14 2015-Wk. 4 2016]

*Regular season only

POSTSEASON

2015: 1-of-1 on FG, 1-for-2 on PAT

CAREER HIGHS

SINGLE-GAME

Field Goals Made:

5, at NY Giants [9/25/16]

Field Goals Att.:

5, at NY Giants [9/25/16]

PATs Made:

5, four times, last vs. NY Giants [12/22/19]

PATs Att.:

5, four times, last vs. NY Giants [12/22/19]

Points:

17, twice, last at NY Giants [9/25/16]

Kickoffs:

9, vs. New Orleans [11/15/15]

Kickoff Touchbacks:

7, at NY Giants [9/25/16]

80



DONTRELLE INMAN

WR

6-3 // 205

7th NFL Season // Virginia

DOB: January 31, 1989 // Batesburg-Leesville (SC) H.S.

TRANSACTIONS

Originally signed as an undrafted rookie free agent by the Jacksonville Jaguars on July 26, 2011...Cut on September 2, 2011...Signed by the San Diego Chargers on January 6, 2014...Signed as a RFA by the Los Angeles Chargers on March 9, 2017...Traded to the Chicago Bears on October 25, 2017...Signed as a FA by the Indianapolis Colts on October 16, 2018...Signed as a free agent with the New England Patriots on May 13, 2019...Cut on August 18, 2019...Signed by the Los Angeles Chargers on August 22, 2019...Cut on November 25, 2019...Signed by the Indianapolis Colts on December 10, 2019...Signed with the Washington Football Team on August 4, 2020.

PRO

Enters 2020 having played in 66 regular season games with 15 starts... Career totals include 70 receptions for 935 yards (13.4-yard avg.) and 6 touchdowns... Has also averaged 24.1 yards on 47 kickoff returns... Played in all 3 of the Broncos' postseason games in 2015, including Super Bowl 50, and had 3 receptions for 31 yards.

YEAR-BY-YEAR

2019 (COLTS/CHARGERS)

Appeared in seven games making one start...Had five receptions for 76 yards in his only start in Week 4 at Miami (9/29).

2018 (COLTS)

Appeared in nine games with four starts and scored three touchdowns... Caught four passes for 46 yards and a score in Week 16 vs. NYG (12/23)...Tallied five receptions for 77 yards and one touchdown in Week 17 at Tennessee (12/30).

2017 (CHARGERS/BEARS)

Appeared in 12 games with seven starts...Had six receptions for 88 yards in Week 10 vs. Green Bay (11/12)...Had four receptions for 64 yards Week 12 at Philadelphia (11/26)...Had a score Week 13 vs. San Francisco (12/03).

2016 (CHARGERS)

Appeared in 16 games with 16 starts...Had seven catches for 120 yards and a touchdown Week 4 vs. New Orleans (10/02)...Had four receptions for 72 yards at Denver Week 8 (10/30)...Tallied six receptions for 119 yards and a score Week 12 at Houston (11/27)...Had six catches for 71 yards at Carolina Week 14 (12/11)...Had five receptions for 68 yards Week 15 vs. Oakland (12/18).

2015 (CHARGERS)

Appeared in 14 games with seven starts...Had three receptions for 88 yards Week 3 vs. Cleveland (10/04)...Had a score Week 6 at Green Bay (10/18)...Had eight receptions for 82 yards and a touchdown Week 16 at Oakland (12/24).

2014 (CHARGERS)

Appeared in seven games...Had seven receptions for 79 yards Week 16 at San Francisco (12/20)...Had five receptions for 79 yards Week 17 at Kansas City (12/28).

COLLEGE

Played in 42 games at Virginia and totaled 78 receptions for 1,098 yards and three touchdowns... As a senior, played in 12 games and had 51 receptions for 815 yards and three touchdowns... Posted the second-best receiving game in school history with 239 yards against Duke... In 2009, played in five games and accumulated eight receptions for 80 yards... As a sophomore, appeared in 12 games and had two receptions for 22 yards... In 2007, played in 13 games and totaled 17 receptions for 181 yards.

PERSONAL

Attended Batesburg-Leesville High School in Batesburg, S.C., where he was named honorable mention all-state and AA Player of the Year as a junior by The State newspaper... Born Jan. 31, 1989.

YEAR-BY-YEAR STATS

RECEIVING

Year	Team	GP	GS	Rec	Yds	Avg	Lg	TD
2014	SD	7	0	12	158	13.2	28	0
2015	SD	14	7	35	486	13.9	68	3
2016	SD	16	16	58	810	14.0	57	4
2017	LAC/CHI	12	7	25	343	13.7	26	1
2018	Ind	9	4	28	304	10.9	29	3
2019	Ind/Lac	7	1	12	181	15.1	28	0
Career		65	35	170	2282	13.4	68	11

POSTSEASON

Year	Team	GP	GS	Rec	Yds	Avg	Lg	TD
2018	Ind	2	1	8	108	13.5	21	1
Career		3	0	3	31	10.3	13	0



TRANSACTIONS

Originally selected by Washington in the fifth round (152nd overall) of the 2016 NFL Draft... Waived on September 3, 2016... Signed to Washington's practice squad on September 4, 2016... Signed to the Washington's active roster on September 19, 2016... Signed multi-year contract extension on April 18, 2019.

PRO

Former fifth-round pick enters 2020 having appeared in 54 games, tallying 130 tackles [84 solo], 20.5 sacks, two forced fumbles and one fumble recovery, according to STATS.

YEAR-BY-YEAR

2019 [WASHINGTON]

Appeared in 16 games with 15 starts and registered single season career-highs in total tackles [64], solo tackles [42], sacks [8.5] and tackles for loss [11]... Recorded one solo tackle at PHI [9/8]... Recorded four total tackles in the home opener versus the Cowboys [9/15]... Notched his first sack of the season vs. CHI [9/23]... Recorded seven total tackles against NYG [9/29], tying career high for single game... Had five total tackles [one for loss], 0.5 sacks and three quarterback hits vs. NE [10/6]... Recorded a sack and a tackle for loss at MIA [10/13]... Led team with nine total tackles vs. SF [10/20] and recorded one tackle for loss. Set new career-high for total tackles and solo tackles in a game [8]... Recorded one sack, six total tackles and one tackle for loss at MIN [10/24]... Had one sack, four total tackles and a tackle for loss at BUF [11/3]... Recorded three tackles vs. NYJ [11/17]... Had one sack, two total tackles and one tackle for loss vs. DET [11/24]... Recorded two sacks, three total tackles and one tackle for loss in his 30th career start at CAR [12/1]... Notched three total tackles, one tackle for loss and one sack at GB [12/8]... Recorded one total tackle vs. PHI [12/15]... Notched five total tackles, one stuff and one quarterback hit vs. NYG [12/22]... Started and finished with three tackles [two solo] and one pass defended at DAL [12/29].

2018 [WASHINGTON]

Appeared in 14 games with nine starts, totaling 31 tackles [23 solo], 7.5 sacks, six tackles for loss, one fumble recovery and one forced fumble... Posted one solo tackle, one sack, a forced fumble and first career fumble recovery in win at ARI [9/9]... Recorded sacks in back-to-back games for the first time in his career and finished with two solo tackles, two quarterback hits, one tackle for loss and one sack [two yards] vs. IND [9/16]... Recorded a sack for a third consecutive game and finished with two tackles [one solo], one tackle for loss, one quarterback hit and one sack for a loss of seven yards in a win vs. GB [9/23]... Added three tackles [one solo] at NO [10/8]... Contributed one solo tackle in a win vs. CAR [10/14]... Added one solo tackle in a win vs. DAL [10/21]... Finished with five tackles [four solo], 2.5 sacks for a loss of 16 yards and four quarterback hits and has now recorded a career high for sacks in a single-season with 5.5 sacks for the year in a win at NYG [10/28]... Finished with a team high seven tackles [six solo] and one sack for a loss of eight yards vs. ATL [11/4]... Recorded a sack for a loss of three yards and now has a team high 7.5 sacks on the season in a win at TB [11/11]... Tallied three tackles [two solo] vs. HOU [11/18]... Notched one solo tackle at DAL [11/22]... Inactive at

PHI [12/3]... Contributed on defense vs. NYG [12/9]... Tallied one assisted tackle at JAX [12/16]... Added one solo tackle at TEN [12/22]... Inactive week 17 vs. PHI [12/30].

2017 [WASHINGTON]

Posted career highs in games played [14], starts [10], total tackles [27], solo tackles [13], sacks [4.5] and forced fumbles [one]... Recorded his first career half-sack vs. PHI [9/10], combining with Ryan Kerrigan to bring down Carson Wentz... Made a solo tackle in a win at LAR [9/17]... Made two tackles [one solo] including a half-sack in a win vs. OAK [9/24]... Posted three tackles [one solo] and a sack at KC [10/2]... Contributed three tackles including a career-high 1.5 sacks in a win vs. SF [10/15]... Assisted on a tackle at PHI [10/23]... Recorded three tackles [two solo] and his first career forced fumble vs. DAL [10/29]... Inactive with a hand injury at SEA [11/5] and vs. MIN [11/12]... Notched a quarterback hit at NO [11/19]... Assisted on a tackle and hit Eli Manning twice in a Thanksgiving night win vs. NYG [11/23]... Added two tackles [one solo] at DAL [11/30]... Made three tackles [two solo] including a sack at LAC [12/10]... Tallied two tackles [one solo] in a win vs. ARI [12/17]... Assisted on a tackle in a win vs. DEN [12/24]... Recorded four tackles [three solo] at NYG [12/31].

2016 [WASHINGTON]

Appeared in 10 games as a rookie, adding eight tackles [six solo]... Waived during final cuts but signed to the practice squad a day later... Promoted to Washington's active roster in Week 3... Made NFL debut in his home state of New Jersey, appearing on special teams in a win at NYG [9/25]... Played on defense and special teams in a win vs. CLE [10/2]... Added two tackles [one solo] in a win at BAL [10/9]... Posted a tackle in a win vs. PHI [10/16]... Made a solo tackle at DET [10/23]... Inactive at CIN [10/30], vs. MIN [11/13], vs. GB [11/20] and at DAL [11/24]... Contributed on defense and special teams at ARI [12/4]... Added two solo tackles in a win at PHI [12/11]... Contributed a solo tackle vs. CAR [12/19]... Played on defense and special teams in a win at CHI [12/24]... Made a solo tackle vs. NYG [1/1].

COLLEGE

Played collegiately at Temple from 2012-15, appearing in 44 career games for the Owls... Posted 118 career tackles [77 solo, 30.0 for loss], 10.0 sacks, eight pass breakups and a forced fumble... Two-time team captain... Started every game in 2015, earning first-team All-AAC honors and being named a third-team All-American by Phil Steele... Led all Temple defensive linemen with 47 tackles and led the entire defense with 11.0 tackles for loss. Named second-team All-AAC... Changed his number from No. 95 to No. 9 in keeping with school tradition that dictates single-digit numbers be given to the toughest players on the team... Played in every game as a sophomore in 2013, tying for the Owls lead with 3.0 sacks and finishing as the defensive line's leading tackler [26]... Played in six games as a true freshman in 2012.

PERSONAL

Attended Hunterdon Central Regional H.S. in Flemington, N.J., where he was a team captain and three-year letterwinner... Was a 2011 Newark Star-Ledger second-team all-state selection, a first-team all-state Group 4 honoree, and all-West Jersey honoree... Helped the Red Devils to three consecutive Mid-State 39 Delaware Division Conference cham-

pionships from 2009-11... As a senior, posted 101 tackles (65 solo, 14 for loss), 8.0 sacks, three fumble recoveries, a blocked punt and a touchdown... Majored in communication studies... Son of Betsy Ioannidis. Has two brothers, Andrew and Kevin... Last name pronounced "eye-an-NYE-dis"... Born Jan. 11, 1994 in Marlton, N.J.

YEAR-BY-YEAR

DEFENSE

Year	Team	G	GS	Tack	Solo	Sack	PD	FF	FR
2016	Was	10	0	8	6	0	0	0	0
2017	Was	14	10	27	13	4.5	0	1	0
2018	Was	14	9	31	23	7.5	0	1	1
2019	Was	16	15	64	42	8.5	1	0	0
Career		54	34	130	84	20.5	1	2	1

**Tackle stats according to STATS, LLC*

ADDITIONAL

TFL: 17 in 2017, 11 in 2018, 16 in 2019.

CAREER HIGHS

SINGLE-GAME

Total Tackles: 9, vs. San Francisco [10/20/19]
Solo Tackles: 8, vs. San Francisco [10/20/19]
Sacks: 2.5, at NY Giants [10/26/18]

41



DANNY JOHNSON

CB

5-9 // 190

3rd NFL Season // Southern

DOB: Nov. 17, 1995 // East Feliciana H.S. (Jackson, La.)

TRANSACTIONS

Originally entered the NFL with Washington as a college free agent on May 2, 2018... Placed on team's Reserved/Injured list with a leg injury on December 19, 2018... Placed on Physically Unable to Perform List on Aug. 31, 2019... Activated from Physically Unable to Perform List on Dec. 10, 2019... Placed on Reserve/Injured List on Dec. 24, 2019.

YEAR-BY-YEAR

2019 (WASHINGTON)

Activated from Physically Unable to Perform List on [12/10]... Recorded 10 total tackles and one pass defended in first start vs. PHI [12/15]... Made one total tackle in a start vs. NYG [12/22]... Placed on Reserve/Injured List with a hand injury on [12/24].

2018 (WASHINGTON)

Appeared in 14 games with one start, notching eight total tackles (seven solo) and one pass defended... Returned 12 kickoffs for 283 yards (23.6 avg.)... Made NFL debut and contributed on special teams with one kick return for 24 yards in a win at ARI [9/9]... Appeared on special teams vs. IND [9/16]... Contributed on special teams with one kick return for 15 yards in a win vs. GB [9/23]... Added one solo tackle on special teams and two kick returns for 45 yards (22.5 avg.) at NO [10/8]... Assisted on one special teams tackle in a win vs. CAR [10/14]... Notched one solo tackle in a win vs. DAL [10/21]... Added one assisted special teams tackle in a win at NYG [10/28]... Tallied two solo tackles and a tackle for loss vs. ATL [11/4]... Tallied four solo tackles and one pass defended in a win at TB [11/11]... Recorded one solo tackle on special teams and returned four kickoffs for 78 yards vs. HOU [11/18]... Returned a kickoff for a career high 44 yards at DAL [11/22]... Assisted on a special teams tackle at PHI [12/3]... Returned two kickoffs for a combined 58 yards vs. NYG [12/9]... Notched one assisted tackle at JAX [12/16]... Placed on team's Reserved/Injured list with a leg injury on Dec. 19.

COLLEGE

Played collegiately at Southern from 2014-17... Appeared in 46 career games, totaling 190 career tackles (143 solo), 39 pass breakups and 16 interceptions (including three returned for touchdowns). Also collected a rushing touchdown, passing touchdown, receiving touchdown, punt return touchdown and kickoff return touchdown during his career... Started all 45 career games in which he played and was a three-time All-SWAC and two-time All-FCS selection... Tallied 55 tackles (43 solo), 12 pass breakups and three interceptions (including two returned for touchdowns) in 2017. Also responsible for three offensive touchdowns (one passing, one rushing, one receiving) and one special teams touchdown (punt return) on the year... Led the Football Championship Subdivision with seven interceptions in 2016, including one he returned for a touchdown. Added a career-high 57 tackles (43 solo) on the year... Made 38 tackles (27 solo) and picked off three passes in 11 games in 2015... Posted 40 tackles (30 solo), three interceptions and a kickoff return touchdown as a freshman in 2014.

PERSONAL

Attended East Feliciana H.S. in Jackson, La., where he competed at both defensive back and wide receiver... Also competed in basketball and baseball, garnering in all-district honors in all three sports... Became the first Southern player to compete in the Senior Bowl in 23 years... Graduated with a degree in criminal justice... Son of Danny Johnson Sr. and Lisa Johnson... Has a son, Aiden... Born Nov. 17, 1995.

YEAR-BY-YEAR STATS

DEFENSE

Year	Team	G	GS	Tack	Solo	Sack	INT	PD
2018	Was	14	1	8	7	0	0	1
2019	Was	2	2	11	10	0	0	1
Career		16	3	19	17	0	0	2

*Tackle stats according to STATS, LLC

91



RYAN KERRIGAN

LB

6-4 // 265

10th NFL Season // Purdue

DOB: Aug. 16, 1988 // Muncie [Ind.] Central H.S.

HONOR ROLL

- << Four-time Pro Bowl selection [2012, 2016-18 seasons]
- << Two-time PFWA All-NFC [2016-17]
- << 2015 Washington Walter Payton Man of the Year
- << Media Good Guy Award [2014]
- << PFW/PFWA All-Rookie Team [2011]
- << NFL Top 100 Players [No. 70 after 2014]

TRANSACTIONS

Originally selected by Washington in the first round (16th overall) of the 2011 NFL Draft... Signed multi-year contract extension on July 29, 2015.

PRO

Enters 2020 started in all 140 regular season games in which he has appeared... Credited by STATS with 437 tackles (321 solo), 90.0 sacks, three interceptions (all returned for touchdowns), 26 forced fumbles and three fumbles recovered through the 2019 season... Ranked second on Washington's all-time sack list (84.5) after his first eight seasons... Became the first member of Washington to start all 16 games in each of the first eight seasons of an NFL career since the adoption of the 16-game schedule in 1978... Became the first member of Washington since the 1970 merger to open a career with 100 consecutive starts, according to the Elias Sports Bureau... Is one of five players (Jared Allen, Derrick Thomas, DeMarcus Ware and Reggie White) in NFL history to record at least 7.5 sacks in each of the first eight seasons of a career since the NFL adopted sacks as an official statistic in 1982... As of the end of the 2019 season, is one of only three players in NFL history with 60+ sacks and 3+ interceptions returned for touchdowns (Julius Peppers and Jason Taylor).

YEAR-BY-YEAR

2019 [WASHINGTON]

Recorded his 129th consecutive regular season start, the longest active streak among active NFL linebackers... Tied one tackle at PHI [9/8]... Recorded his first sack of the season vs. DAL [9/15] his 12th against the Cowboys... Notched one tackle vs. CHI [9/23]... Recorded three tackles at NYG [9/29]... Had 0.5 sacks, two quarterback hits and a pass defended vs. NE [10/6]... Tackled on a solo tackle at MIA [10/13]... Recorded 0.5 sacks and four total tackles vs. SF [10/20]... Had two tackles and one tackle for loss at MIN [10/24]... Had two total tackles at BUF [11/3]... Recorded four tackles, two sacks, a tackle for loss and two quarterback hits against the Jets [11/17]... Had 0.5 sacks and four tackles vs. DET [11/24]... Inactive for the first time in his career at CAR [12/1]... Started at GB [12/8] and recorded one total tackle, a tackle for loss, and one sack... Placed on the Reserve/Injured list with a calf injury on [12/13].

2018 [WASHINGTON]

Started all 16 games, earning 43 total tackles (30 solo)... Recorded team highs in sacks (13) and quarter back hits (19)... Tallied 11 tackles for loss, three forced fumbles, one fumble recovery and one pass defended... Moved to second on Washington's all-time list in sacks with 84.5... Appeared on defense and made 113th career regular season start in win at ARI [9/9]... Posted one tackle vs. IND [9/16]... Made

one solo tackle in a win vs. GB [9/23]... Registered three solo tackles, one quarterback hit and one sack for a loss of eight yards recording 506 sack yards for his career at NO [10/8]... Contributed one solo tackle and one tackle for loss in a win vs. CAR [10/14]... Recorded five tackles [four solo], two sacks for a loss of 15 yards, one pass defended and a forced fumble. Joined Hall of Famers Michael Strahan (18.0), Reggie White (17.0) and Lawrence Taylor (15.0) and former Eagles DE Clyde Simmons (11.5) as the only players in NFL history to record 10-plus sacks against the Dallas Cowboys in a win vs. DAL [10/21]... Recorded four tackles [two solo], 1.5 sacks for a loss of 12 yards and two quarterback hits and has now recorded at least one sack in consecutive games since Weeks 16-17 of the 2017 season in a win at NYG [10/28]... Registered two solo tackles, one sack for a loss of five yards and one quarterback hit vs. ATL [11/4]... Contributed two tackles [one solo] and a fumble recovery in a win at TB [11/11]... Registered two tackles [one solo], a sack for a loss of nine yards and one quarterback hit vs. HOU [11/18]... Tallied 0.5 sacks, four tackles [one solo] at DAL [11/22]... Recorded two solo tackles and one tackle for a loss at PHI [12/3]... Became the 13th player in NFL history to record eight and a half sacks in seven consecutive seasons vs. NYG [12/9]... Recorded two sacks for 13 yards and six tackles [five solo]. Became the second Redskin in NFL history to record double digit sacks in three-consecutive seasons. With the performance, Kerrigan (82.5) passed Charles Mann (82.0) for No. 2 on the all-time franchise list in career sacks. With his first sack of the game, Kerrigan tied Charles Mann (4) for the second most total seasons with double digit sacks in franchise history at JAX [12/16]... Registered one solo tackle and one sack for a loss of four yards at TEN [12/22]... Recorded one solo tackle, one tackle for loss, two quarterback hits and tallied one sack vs. PHI [12/30].

2017 [WASHINGTON]

Started all 16 games for a seventh straight season, recording 46 tackles (34 solo), a team-high 13.0 sacks, three forced fumbles and an interception [which he returned for a touchdown] en route to his third Pro Bowl selection... Recorded three tackles (two solo), a half-sack and returned an interception of Carson Wentz 24 yards for his third career touchdown vs. PHI [9/10]. Tied DeAngelo Hall, Monte Coleman, Andre Collins, Brig Owens and Mike Bass for second-most interception return touchdowns in Washington history. Became the sixth player in league history to record multiple Week 1 interception returns for touchdowns in a career, according to records provided by STATS, joining Lem Barney, Tyrone Braxton, Terrell Buckley, Chuck Howley and Aqib Talib, who all have two career Week 1 pick-sixes to their credit... Made one tackle — a five-yard sack-fumble — in a win at LAR [9/17]. The sack was the 60th of his career, making him the third member of Washington to record 60.0 career sacks since the NFL adopted sacks as an official statistic in 1982 [Dexter Manley and Charles Mann]. Started his 98th consecutive game, securing the longest active streak by an NFL linebacker with Miami's Lawrence Timmons being listed as inactive that week... Credited with four solo tackles (three for loss) and a sack in a win vs. OAK [9/24]... Made both his 100th career regular season appearance and his 100th career regular season start at KC [10/2]. Became the first member of Washington since the 1970 merger to open a career with 100 consecutive starts, according to the Elias Sports Bureau... Contributed two tackles [one solo] including an 11-yard sack in a win vs. SF [10/15]... Added six tackles [two solo], a half-sack and a forced fumble at PHI [10/23]...

Notched two solo tackles — both sacks — vs. DAL [10/29], his first multi-sack game since Week 6 of the 2016 season vs. Philadelphia... Added three tackles (two solo) in a win at SEA [11/5]... Posted a solo tackle vs. MIN [11/12]... Contributed four solo tackles and a sack at NO [11/19]... Posted two sacks among his five tackles (three solo) in a Thanksgiving night win vs. NYG [11/23]. During the game, joined Jared Allen, Derrick Thomas, DeMarcus Ware and Reggie White as the only players to register at least 7.5 sacks in each of the first seven seasons of an NFL career since the NFL adopted sacks as an official statistic in 1982. Also tied Dexter Manley for the most seasons with 7.5 or more sacks in Washington history (seven)... Made four tackles (three solo) at DAL [11/30]... Posted two tackles (both solo) at LAC [12/10]... Recorded two solo tackles and a pass defended in a win vs. ARI [12/17]... Compiled four tackles (two solo) including 2.0 sacks in a win vs. DEN [12/24]. Recorded his 10th sack of the season, his third career 10-sack season, to join Charles Mann (five) and Dexter Manley (four) as the only Washington player to record at least three 10-sack seasons since the NFL adopted sacks as an official statistic in 1982. Became the first member of Washington to post consecutive campaigns with double-digit sack totals since 1985-86, when both Mann and Manley accomplished the feat... Tallied two solo tackles — both sacks — and a forced fumble at NYG [12/31]. Recorded 2.0 or more sacks in back-to-back games for the first time in his career, adding to his career-high with four games with 2.0 or more sacks in 2017. Became the first member of Washington to post 2.0 or more sacks in consecutive games since Andre Carter in Weeks 5-6 of the 2009 season.

2016 (WASHINGTON)

Iron man started all 16 games for a sixth consecutive season, becoming the first member of Washington to start all 16 games in each of the first six seasons of an NFL career since the adoption of the 16-game schedule in 1978. Compiled 33 tackles (26 solo), 11.0 sacks, two forced fumbles and two passes defended on the year... Reached 10 sacks for the second time in his career, becoming the fifth member of Washington to post multiple 10-sack seasons since the NFL adopted sacks as an official statistic in 1982 (Dexter Manley, 4; Charles Mann, 4; Andre Carter, 2; Brian Orakpo, 2)... Recorded two solo tackles including a sack-fumble of QB Ben Roethlisberger vs. PIT [9/12]... Made three solo tackles including a half-sack vs. DAL [9/18]... Recorded four solo tackles, including two for loss, in a win at NYG [9/25]... Started vs. CLE [10/2] but exited the game early with an elbow injury... In a win at BAL [10/9], became the third Washington player to record 50 career sacks since the NFL adopted sacks as an official statistic in 1982, joining Dexter Manley and Charles Mann... Posted four tackles (three solo) including 2.5 first-half sacks in a win vs. PHI [10/16], his ninth career multi-sack game... Recorded a sack at DET [10/23]... Recorded three solo tackles, a sack and a pass defended in a tie against CIN [10/30] in London. Recorded a sack in a fourth consecutive game for the first time since a five-game stretch in Weeks 12-16 of the 2014 season... Made three tackles (one solo) in a win vs. MIN [11/13]... Posted a sack in a win vs. GB [11/20]... Made five tackles (two solo) including a five-yard sack at DAL [11/24]... Recorded two solo tackles, a sack and a pass defended at ARI [12/4]... Made two solo tackles including a game-winning sack-fumble of Carson Wentz. The sack was his 11th of the season, tying him for the 10th-most in a single season in team history. Also marked the second time he had posted a sack in four consecutive games in the 2016 season (Weeks 5-8)... Made two tackles (one solo) vs. CAR [12/19]... Contributed on defense and special teams in a win at CHI [12/24]... Played but was limited by a dislocated finger vs. NYG [1/1].

2015 (WASHINGTON)

Named the team's 2015 Walter Payton Man of the Year for his play on the field and work in the Washington, D.C. metro area community... Started all 16 regular season games for a fifth straight season and started his second career post-season contest... Became only the third member of Washington to start all 16 games in a season in each of his first five NFL seasons since the NFL adopted the 16-game format in 1978, joining Champ Bailey (1999-2003) and Jon Jansen (1999-2003)... Accrued 42 tackles (33 solo), 9.5 sacks, three passes defended and two forced fumbles during the year... Recorded two tackles (one solo), a pass defended and a half-sack vs. MIA [9/13]... Made four tackles (two solo) and was credited with a forced fumble in a win vs. STL [9/20]... Registered a solo tackle at NYG [9/24]... Recorded four solo tackles (two for loss) including a sack vs. PHI [10/4]... Posted two sacks among his three solo tackles, passing Brian Orakpo [40.0] for fifth on Washington's all-time sack list. The multi-sack game was his first since Week 14 of 2014... Added an assisted tackle at NYJ [10/18]... Made one solo tackle vs. TB [10/25] prior to exiting the game with a hand injury... Contributed two tackles (one solo) in contests at NE [11/8] and vs. NO [11/15]... Recorded three tackles (two solo) including a sack at CAR [11/22], moving into sole possession of fourth place in career sacks in team history... Registered three solo tackles, two sacks and a pass defended in a win vs. NYG [11/29]. Moved past Monte Coleman (43.5) for third-most sacks in franchise history since 1982... Posted two solo tackles (one for loss) and a pass defended vs. DAL [12/7]... Recorded five tackles (four solo) including an eight-yard sack in a win at CHI [12/13]. Became only the fifth NFL player since 1982 to record 7.5 sacks in each of his first five seasons (Jared Allen, Derrick Thomas, DeMarcus Ware and Reggie White)... Recorded three solo tackles and a sack in a win vs. BUF [12/20]. On the sack, he forced the 17th fumble of his career... Made three solo tackles in a division-clinching win at PHI [12/26]... Recorded two tackles (one solo) including a sack in regular season finale at DAL [1/3]... Posted two tackles (one solo) and a pass defended in NFC Wild Card Round vs. GB [1/10].

2014 (WASHINGTON)

Started all 16 games for the fourth consecutive season and posted a career-high 13.5 sacks... Tied for the league lead in forced fumbles (five), becoming the first member of Washington to finish atop league rankings in that category since LaVar Arrington in 2003 (six)... Started at HOU [9/7], recording three tackles (two solo) and the 11th forced fumble of his career... Started vs. JAX [9/14], tying a team record with four sacks among Washington's team-record-tying 10 sacks on the day. Tied Phillip Daniels [12/18/05], Ken Harvey [11/23/97], Dexter Manley [10/2/88] and Brian Orakpo [12/13/2009]. Pushed past Darryl Grant [27.0] for ninth on Washington's all-time sack list... Started and added a solo tackle at PHI [9/21]... Started and recorded a sack among his three solo tackles vs. NYG [9/25] to move past Bruce Smith [28.5] for eighth in sacks in franchise history... Started and registered five tackles (two solo) including a sack vs. SEA [10/6]... Recorded a career-high nine tackles (seven solo) with a half-sack and a forced fumble in a start at ARI [10/12]... Made four tackles (two solo) in a start vs. TEN [10/19]... Started and recorded six tackles (five solo) with a sack in an overtime win at DAL [10/27]... Started and made three solo tackles at MIN [11/2]... Started and made three tackles (two solo, two for loss) vs. TB [11/16]... Started and recorded three tackles (two solo) including a sack to tie his single-season career high (8.5) at SF [11/23]... Started at IND [11/30] and recorded a sack-fumble on the game's first offensive play to establish a new career high in sacks (9.5) and tie Ken Harvey for the most forced fumbles by a member of Washington since 1994 (13). Led the team with

five tackles [all solo]... Started vs. STL [12/7] and improved upon his single-season career high in sacks, collecting two sacks to push his season total to 11.5 and to pass Andre Carter [34.0] and Dave Butz [35.5] on the team's all-time sack list. The multi-sack game was the sixth of his career. Also forced the 14th fumble of his career, passing Ken Harvey [13] for most by a member of Washington since 1994... Started and recorded two solo tackles including a sack at NYG [12/14]. Pushed career-high sack total to 12.5 and tied Marco Coleman [12.5 in 2000] for the sixth-most sacks in a single season in team history... Started and posted six solo tackles, a sack, a forced fumble and a fumble recovery in a win vs. PHI [12/20]. Pushed career-high sack total to 13.5, tying Ken Harvey [1994] and Dexter Manley [1984] for fourth in team history, tying Harvey for the most sacks by a Washington linebacker in a single season. Notched a full sack in five consecutive games for the first time in his career, becoming the first member of Washington to accomplish the feat since Fred Stokes in Weeks 1-5 of the 1991 season... Recorded two tackles [one solo] in a start vs. DAL [12/28].

2013 (WASHINGTON)

Started vs. PHI [9/9] and had a career-high eight tackles [seven solo], one sack and was credited with a forced fumble on a Michael Vick lateral that DeAngelo Hall returned 75 yards for a touchdown... Started at GB [9/15], collecting five tackles [all solo] and matching his then-career high with two sacks... Started vs. DET [9/22] and posted seven tackles [three solo] and a pass defended... Started at OAK [9/29], and added four tackles [two solo], including a career-high-matching two sacks and a forced fumble. The multi-sack game was the fourth of his career... Started and registered two solo tackles at DAL [10/13]... Started and posted two tackles [one solo] vs. CHI [10/20]... Started at DEN [10/27], registering two solo tackles, a sack and a forced fumble... Started and added three tackles [two solo] vs. SD [11/3]... Started and contributed four tackles [three solo] and a pass defended at MIN [11/7]... Started and had two solo tackles at PHI [11/17]... Started and added three tackles [two solo] including two for loss vs. SF [11/25]... Started and recorded four solo tackles vs. NYG [12/1]... Started and had a team-high eight tackles [seven solo], including three for loss, vs. KC [12/8]... Started and registered four tackles [one solo] including a 10-yard sack of Matt Ryan at ATL [12/15]... Started and notched five tackles [two solo], including a sack... Started and made three tackles [one solo] vs. NYG [12/29].

2012 (WASHINGTON)

Started all 16 regular season games for the second straight year... Credited by the coaching staff with 62 tackles [32 solo], 25 quarterback pressures and 11 passes defended... Added a career-high 8.5 sacks and had his second career interception return touchdown... Selected to first Pro Bowl... Started and played every snap in the team's season-opening win at NO [9/9], registering two tackles [both solo], two quarterback hurries and a sack... Started at STL [9/16] and finished with two tackles... Started vs. CIN [9/23], registering a four tackles, three quarterback hits, two passes defended and a half-sack. Also hit Bengals QB Andy Dalton on the pass intercepted by Rob Jackson for a touchdown... Started at TB [9/30] and registered three tackles, including two tackles for loss, a sack and a pass defended... Started vs. ATL [10/7] and scored the second touchdown of his career, intercepting a Matt Ryan pass and returning it 28 yards for a touchdown in the second quarter. He became the first Redskin since the 1970 AFL-NFL merger to have an interception return for touchdown in each of his first two NFL seasons... Started and had two tackles vs. MIN [10/14]... Started and had one tackle at NYG [10/21]... Started and registered a sack, a pass defended and four tackles [all solo] at PIT [10/28]...

Started and had one tackle vs. CAR [11/4]... Started in a win vs. PHI [11/18] and had three tackles, one sack, one forced fumble and a fumble recovery. Had his consecutive snaps played streak to start his career end at 1,751 via coaches' decision in the fourth quarter... Started and had four tackles [all solo], one pass defended and one sack in a Thanksgiving Day win at DAL [11/22]... In a win vs. NYG [12/3] on Monday Night Football, started at outside linebacker and registered four tackles [two solo]... Started and had four solo tackles in a win vs. BAL [12/9]... Started and had three solo tackles and two passes defended in a win at CLE [12/16]... Started and had five solo tackles, two sacks and a forced fumble in a win at PHI [12/23]... Started and had six tackles [three solo] in a division-clinching win vs. DAL [12/30]... Started and had four tackles in the NFC Wild Card Round vs. SEA [1/6].

2011 (WASHINGTON)

Started in all 16 games and played every defensive snap despite not having the luxury of a traditional offseason program... Finished with 70 tackles, nine tackles for loss, 7.5 sacks, and team-highs in forced fumbles [four] and quarterback pressures [42]... Four forced fumbles were a Washington rookie record... Started vs. NYG [9/11] in his first career game and recorded six tackles [one solo] and returned his first career interception nine yards for a touchdown... Started vs. ARI [9/18] and finished with three tackles [two solo], his first career sack and two passes defended... Started at DAL [9/26] and recorded four tackles [four solo], one sack and one forced fumble... Named NFL Defensive Rookie of the Month for September... Started at STL [10/2] and recorded six tackles [five solo], one sack and a forced fumble... Started vs. PHI [10/16] and recorded six tackles [two solo], and one pass defended... Started at CAR [10/23] and recorded three tackles [two solo]... Started at BUF [10/30] and recorded five solo tackles... Started vs. SF [11/6] and recorded six tackles [four solo] and one sack... Started at MIA [11/13] and recorded six tackles [five solo], two sacks and two forced fumbles... Started vs. DAL [11/20] and recorded four tackles [one solo], one sack and one pass defended... Started at SEA [11/27] and recorded five tackles [two solo]... Started vs. NYJ [12/4] and recorded seven tackles [four solo] and one pass defended... Started vs. NE [12/11] and recorded one solo tackle... Started at NYG [12/18] and recorded three tackles [two solo] and one sack... Started vs. MIN [12/24] and recorded three tackles [two solo]... Started at PHI [1/1/12] and recorded two solo tackles.

COLLEGE

Played collegiately at Purdue from 2007-10 and finished career tied for the all-time Football Bowl Subdivision record with 14 fumbles forced [Big Ten record], tied for second all-time at Purdue with 33.5 sacks and fifth in Purdue history in tackles for loss with 57.0... As a senior, was a team co-captain and received team's Most Valuable Player Award for defense... Was the first unanimous All-American at Purdue since 1980 and merely the seventh in school history... Named first team All-America by the American Football Coaches Association, The Walter Camp Football Foundation, the Football Writers Association of America, the Associated Press and The Sporting News... Also earned SI.com first team All-American, Rivals.com first team All-American, Big Ten Defensive Player of the Year [coaches and media votes], Big Ten Defensive Lineman of the Year [coaches], first team All-Big Ten [coaches and media], Academic All-Big Ten... Runner up for the Ted Hendricks Award [nation's outstanding defensive end], semifinalist for Chuck Bednarik Award, Rotary Lombardi Award and Ronnie Lott IMPACT Trophy... Led the Football Bowl Subdivision in tackles for loss in the regular season [26.0], tied for second in fumbles forced [5],

third in the FBS in sacks (12.5) and led the Big Ten in all three categories... Started all 12 games and totaled 70 tackles (50 solo), 26 tackles for a loss, 12.5 sacks, five forced fumbles and two fumble recoveries... As a junior, was named to Ted Hendricks Award watch list (nation's outstanding defensive end)... Earned second team All-American by Rivals.com, honorable mention All-American by College Football Insiders and SI.com, first team All-Big Ten by media and second team by coaches, second team Academic All-American, Academic All-District V and Academic All-Big Ten... Received team's Most Valuable Player Award for defense... Started all 12 games and led nation with school-record-tying seven forced fumbles, which were second-most in Big Ten history... Topped Big Ten and ranked third nationally with 13.0 sacks... Ranked fourth on team with 66 tackles (41 solo, 25 assists), and had two pass breakups and one fumble recovery... As a sophomore, named honorable mention All-Big Ten by media and Academic All-Big Ten honors... Appeared in all 12 games, including 11 starts and ranked seventh in Big Ten in sacks (7.0) and 10th in tackles for loss (11.5)... Totaled 56 tackles (31 solo), four passes defended, one interception and two forced fumbles... As a freshman, appeared in 12 games and totaled 18 tackles (12 solo) and one sack.

PERSONAL

Attended Muncie (Ind.) Central H.S. and lettered four times in football and baseball, starting in each of his last three seasons on the gridiron... Also lettered twice in basketball (freshman and junior years)... Received a three-star prospect rating and was rated the 88th-best player in the nation by Scout.com... Lined up at defensive end and tight end, earning Defensive Lineman of the Year in Mr. Football voting, adding All-State, All-Division 4A and All-North Central League honors in 2006... Recorded 90 tackles and led the state with 19.0 quarterback sacks as a senior... On offense, he pulled down 40 passes for 789 yards (19.73 avg.) and six touchdowns, as the team compiled a 7-6 record... On the basketball court, he was a reserve on the Muncie Central team that lost to future NBA draft picks Greg Oden and Mike Conley at Lawrence North in the 2006 Class 4A title game... Threw out a first pitch with former MLB player Javy Lopez at opening night of the AA Richmond Flying Squirrels of the Eastern League in 2013... Born Patrick Ryan Kerrigan... Father, Brendan, played football at Ball State... Brother, Kyle, was a member of the DePauw swim team. Sisters, Kristina and Kaitlin, played collegiate volleyball at the University of Indianapolis and Grace College, respectively... Married his wife, Jessica, in 2018... Born Aug. 16, 1988.

YEAR-BY-YEAR STATS

DEFENSE

Year	Team	G	GS	Tack	Solo	Sack	INT	PD
2011	Was	16	16	64	42	7.5	1	4
2012	Was	16	16	54	42	8.5	1	8
2013	Was	16	16	66	47	8.5	0	3
2014	Was	16	16	64	51	13.5	0	1
2015	Was	16	16	42	33	9.5	0	3
2016	Was	16	16	33	26	11.0	0	2
2017	Was	16	16	46	34	13.0	1	1
2018	Was	16	16	43	30	13.0	0	1
2019	Was	12	12	25	16	5.5	0	1
Career		140	140	437	321	90.0	3	24

*Tackle stats according to STATS, LLC

ADDITIONAL

FF-FR: 4-0 in 2011, 2-1 in 2012, 4-0 in 2013, 5-1 in 2014, 2-0 in 2015, 2-0 in 2016, 3-0 in 2017, 3-1 in 2018, 1-0 in 2019

INT TD: 1 in 2011, 1 in 2012, 1 in 2017

POSTSEASON

Year	Team	G	GS	Tack	Solo	Sack	INT	PD
2012	Was	1	1	4	2	0	0	0
2015	Was	1	1	2	1	0	0	1
Career		2	2	6	3	0	0	1

CAREER HIGHS

SINGLE-GAME

Total Tackles:	9, at Arizona [10/12/14]
Solo Tackles	7, three times, last at Arizona [10/12/14]
Interceptions:	1, three times, last vs. Philadelphia [9/10/17]
Interception TD:	1, three times, last vs. Philadelphia [9/10/17]
Sacks:	4, vs. Jacksonville [9/14/14]
Passes Defended:	2, three times, last at CLE [12/16/12]
Forced Fumbles:	2, at Miami [11/13/11]
Fumbles Recovered:	1, three times, last at Tampa Bay [11/11/18]

24

**RYAN LEWIS****CB****6-0 // 195****4th NFL Season // Pittsburgh****DOB: April 15, 1994 // Eastlake H.S. (Seattle, Wash.)****TRANSACTIONS**

Signed by Arizona as an undrafted college free agent on May 12, 2017... Waived by Arizona on Sept. 2, 2017... Released from Arizona's practice squad on Sept. 12, 2017... Signed to New England's practice squad on Sept. 13, 2017... Waived by New England on Aug. 31, 2018... Awarded off waivers to Buffalo on Sept. 2, 2018... Waived by Buffalo on Sept. 12, 2018... Signed to Buffalo's practice squad on Sept. 14, 2018... Promoted from Buffalo's practice squad on Sept. 18, 2018... Waived by Buffalo on Aug. 31, 2019... Awarded off waivers to Indianapolis on Sept. 1, 2019... Waived by Indianapolis on Sept. 30, 2019... Signed to Philadelphia's practice squad on Oct. 2, 2019... Promoted from Philadelphia's practice squad on Oct. 4, 2019... Waived by Philadelphia on Oct. 14, 2019... Awarded off waivers to Miami on Oct. 15, 2019... Awarded off waivers to Washington on July 20, 2020.

YEAR-BY-YEAR**2019 [BILLS/COLTS/EAGLES/DOLPHINS]**

Played in 8 games with 3 starts with Miami... Missed the rest of the season after being placed on injured reserve on Dec. 10... Finished with 24 tackles (19 solo), 1 interception and 5 passes defended with Miami... Registered 6 tackles (5 solo) at PIT (10/28)... Added 4 solo tackles, 1 interception and 3 passes defended at CLE (11/24)... Intercepted QB Baker Mayfield in the 3rd quarter, which was his first career interception... Tallied 7 tackles (5 solo) and 1 pass defended at NYJ (12/08)... Waived by Philadelphia on Oct. 14... Played in 2 games with Philadelphia... 1 special teams tackle with Philadelphia... Waived by Indianapolis on Sept. 30... Played in 3 games with Indianapolis... 3 special teams tackles (1 solo) with Indianapolis... Spent the offseason and training camp with Buffalo.

2018 [PATRIOTS/BILLS]

Played in 7 games with 3 starts... Inactive for 8 games... Spent 1 week on the Buffalo practice squad... Was with New England for the offseason and training camp... Registered 13 tackles (11 solo), 3 passes defended and 2 forced fumbles... Started in his NFL debut and registered 2 solo tackles and 1 pass defended at MIN (09/23)... Added 8 tackles (7 solo), 2 passes defended and 2 forced fumbles at GB (09/30)... Stripped WR Geronimo Allison of the ball on the 1st play of the 2nd quarter but the fumble rolled out of bounds... Stripped RB Ty Montgomery of the ball in the 4th quarter but the fumble was recovered by Green Bay.

2019 [CARDINALS/PATRIOTS]

Spent 15 games on New England's practice squad... Also spent 1 game on Arizona's practice squad and was with the Cardinals for training camp and the offseason program.

COLLEGE

Played collegiately at Pitt from 2013-16... Appeared in 51 career games, totaling 103 career tackles (78 solo), 1 sack, 2 interceptions, 10 passes defended and 1 punt return for 22 yards... During senior season, played in all 13 games with 12 starts and totaled 79 tackles (59 solo), 1 sack, 2 interceptions and 10 passes defended... As a junior, played in 13 games and registered (6 solo) and 1 punt return for 22 yards... As a sophomore, played in 12 games and tallied 9 tackles (8 solo)... As a freshman, played in all 13 games and tallied 9 tackles (5 solo).

PERSONAL

Attended Eastlake H.S. in Seattle, Wash., where he rushed for 1,706 yards and 25 touchdowns and earned 1st-team all-state recognition... Also ran track and placed 5th in the 100-meter dash in the state championships... Father, Will Lewis, played for the Seattle Seahawks (1980-81) and in the USFL (1983-85) and CFL (1986-89), and is a pro football executive... Uncle, Tim Lewis, was a 1st-round pick by Green Bay in 1983 and a longtime NFL assistant coach... Cousin, Louis Riddick, is a football analyst for ESPN... Born April 15, 1994.

YEAR-BY-YEAR STATS**DEFENSE**

Year	Team	G	GS	Tack	Solo	Sack	INT	PD
2018	Buf	7	3	13	11	0	0	3
2019	Ind/Phi/ Mia	13	3	24	19	0	1	5
Career		20	6	37	30	0	1	8

*Tackle stats according to STATS, LLC

69



MIKE LIEDTKE

G

6-3 // 305

6th NFL Season // Illinois State

DOB January 15, 1992 // Woodstock H.S. [Woodstock, Ill.]

TRANSACTIONS

Originally signed by the Miami Dolphins as a college free agent on May 8, 2015... Waived on September 5, 2015... Signed to the Dolphins' practice squad on September 28, 2015... Released on October 6, 2015... Signed to Kansas City Chiefs' practice squad on October 13, 2015... Signed to a futures contract on January 18, 2016... Waived on May 9, 2016... Signed by the New York Jets on June 3, 2016... Waived on September 3, 2016... Signed to the Cleveland Browns' practice squad on October 5, 2016... Waived on October 25, 2016... Signed to Tampa Bay Buccaneers' practice squad on November 22, 2016... Signed a futures contract on January 2, 2017... Waived on September 2, 2017... Signed to Tampa Bay Buccaneers' practice squad on September 3, 2017... Promoted to the active roster on December 2, 2017... Re-signed with the Buccaneers on April 1, 2019... Signed by the Washington Redskins as an unrestricted free agent on May 6, 2020.

YEAR-BY-YEAR

2019 (BUCCANEERS)

Spent the season on the Reserve/Injured List after suffering a shoulder injury on August 7, 2019.

2018 (BUCCANEERS)

Inactive Games 1-7... Made season debut at CAR [11/4]... Played in a reserve role Weeks 10-17.

2017 (BUCCANEERS)

Promoted to the active roster on Dec. 2... Active but did not play Week 13... Inactive Weeks 14-15... Active but did not play Week 16... Made NFL debut in a win vs. NO [12/31].

COLLEGE

Played in 42 games at Illinois State (2011-14) on the offensive line... Named honorable mention All-MVFC as a senior, starting 15 games at left tackle... Helped Marshaun Coprich to 14, 100-yard rushing games along with 2,274 yards rushing and 27 touchdowns, which led the FCS in 2014... Started 11 games at left guard as a junior... Carved a path for the Red-bird rushing attack to run for 134 yards per game during his sophomore year... After redshirting in 2010 at Western Michigan, saw action during three games as a redshirt freshman at Illinois State in 2011.

PERSONAL

Attended Woodstock High School in Woodstock, Ill., where he was named all-area and all-state as a senior... In addition to football, competed in wrestling and track and field during high school... Son of Michael and Carolyn Liedtke... Born on January 15, 1992.

YEAR-BY-YEAR STATS

GAMES/STARTS

Year	Team	G	GS
2018	TB	1	0
2019	TB	9	0
Career		10	0

35

BRYCE LOVE

RB**5-9 // 200****1st NFL Season // Stanford****DOB: July 8, 1997 // Wake Forest [N.C.] H.S.**

TRANSACTIONS

Originally selected by Washington in the fourth round (112th overall) of the 2019 NFL Draft... Placed on the Reserve/Non Football Injury list on August 31, 2019.

COLLEGE

Played collegiately at Stanford from 2015-18, amassing 3,866 rushing yards on 569 attempts and 30 rushing touchdowns in 49 games... Also contributed 49 receptions totaling 465 receiving yards and two touchdowns... Finished his career at Stanford with 4,456 career all-purpose yards, placing him 10th all-time at Stanford... Named team captain during his senior season in 2018... Finished the season with 739 rushing yards on 166 attempts and six touchdowns in 10 games... Earned All-Pac-12 honorable mention and Pac-12 All-Academic honorable mention... Won the Doak Walker Award in his junior season for the nation's top running back and was named a Heisman Trophy finalist after racking up 2,118 rushing yards on 263 carries [162.9 avg.] and 19 touchdowns in 13 games... Was also awarded the Lombardi Award and Pac-12 Offensive Player of the Year... Recorded 783 yards on 111 attempts on the ground with three touchdowns and 83 yards in the air on eight receptions as a sophomore... Set single-season record with Christian McCaffrey as top rushing tandem [2,386 yards] in school history, which he broke with Cameron Scarlett in 2017 [2,507 yards]... Ranked third in school history with 7.05 yards/carry... All-Pac-12 honorable mention... Played in 14 games as a freshman, registering 226 yards and two touchdowns on 29 carries alongside 250 yards and a score in the air on 15 receptions... Caught two receptions 135 yards including a 93-yard touchdown catch vs. UCF... Three-time All-Pac-12 selection and two-time Pac-12 All-Academic honorable mention... Finished his career with the Cardinal as the school's all-time career leader in yards per carry [6.79]... Finished fourth all-time at Stanford with 3,866 career rushing yards, fifth all-time at Stanford in career rushing touchdowns [30] and sixth all-time at Stanford in career carries [569].

PERSONAL

Attended Wake Forest High School in Wake Forest, NC where he competed in both football and track and field... Led his team to a pair of regional titles... Earned 5,372 career rushing yards, 71 touchdowns and averaged 114.3 yards per game... Tallied 6,425 career all-purpose yards while at Wake Forest H.S... Also a 4x100 track state champion in 2014... Majored in human biology... Son of Christopher and Angela Love... Brother, Chris Love II... Born on July 8, 1997.

78



CORNELIUS LUCAS

T

6-8 // 327

7th NFL Season // Kansas State

July 18, 1991 // Edna Carr H.S. [New Orleans, La.]

TRANSACTIONS

Originally entered the NFL with the Detroit Lions as an undrafted rookie free agent on May 12, 2014... Re-signed by the Lions as a restricted free agent on April 18, 2017... Cut by the Lions on September 3, 2017... Signed by the Los Angeles Rams on September 12, 2017... Re-signed with the Rams as an unrestricted free agent on April 16, 2018... Cut on August 31, 2018... Signed by the New Orleans Saints on December 20, 2018... Cut on December 22, 2018... Signed on December 27, 2018... Cut on January 1, 2019... Signed by the Chicago Bears on January 23, 2019... Signed by Washington on March 19, 2020.

PRO

Enters 2020 having previously appeared in 53 games with 16 starts from 2014-18.

YEAR-BY-YEAR

2019 (BEARS)

Appeared in 16 games with eight starts.

2018 (SAINTS)

Started in one game in Week 17 vs. CAR [12/30].

2017 (RAMS)

Started in one game in Week 17 vs. SF [12/31].

2016 (LIONS)

Made debut in Week 6 vs. LAR [10/16] and contributed on special teams... Saw time on both offense and special teams vs. WAS [10/23]... Filled in briefly at right tackle at HOU [10/30]... Inactive in Weeks 11-16... Made his first start of the season at right tackle in the NFC Wild Card Game at SEA [1/07].

2015 (LIONS)

Appeared in 15 games with three starts.

2014 (LIONS)

Appeared in 15 games with three starts during his rookie campaign.

COLLEGE

Played in 50 career games with 26 starts at Kansas State... Was a member of the first senior class since 2003 to advance to four straight bowl games... Started all 13 games at left tackle in 2013, helping the Wildcats earn their first bowl victory in 11 years... Started all 13 games at left tackle in 2012... Appeared in 12 games as a reserve offensive lineman and on special teams in 2011... Appeared in 12 games as a reserve offensive lineman and on special teams in 2010.

PERSONAL

Attended Edna Carr H.S. in New Orleans, La., where he was a three-year starter on the football team... Earned first team all-district honors and was named the Outstanding Offensive Lineman of the Year... Helped the Cougars clinch consecutive district championships in 2007 and 2008... Son of the late Cornelius Lucas III and Priscilla Jones... Born July 18, 1991.

YEAR-BY-YEAR STATS

GAMES/STARTS

Year	Team	G	GS
2014	DET	15	3
2015	DET	15	3
2016	DET	5	0
2017	LAR	1	1
2018	NO	1	1
2019	CHI	16	8
Career		53	16

POSTSEASON

Year	Team	G	GS
2014	DET	1	1
2016	DET	1	1
Career		2	2

67



WES MARTIN

G

6-3 // 315

2nd NFL Season // Indiana

DOB: May 9, 1996 // Milton [Ohio]-Union H.S.

TRANSACTIONS

Originally selected by Washington in the fourth round (131st overall) of the 2019 NFL Draft.

PRO

2019 [WASHINGTON]

Saw action in nine game and made five starts... Made his first career start vs. NYG [9/29]... Started vs. NE [10/6]... Inactive at MIA [10/13], vs. SF [10/20] and at MIN [10/24]... Inactive at BUF [11/3]... Appeared on special teams vs. NYJ [11/17]... Active vs. DET [11/24], at CAR [12/1] and at GB [12/8]... Started vs. PHI [12/15] and vs. NYG [12/22]... Started at right guard at DAL [12/29].

COLLEGE

Played collegiately at Indiana from 2015-18 with 43 starts in 50 games played at left guard... One of four Hoosiers to appear in 50 career games... 24-time game captain, four-time Academic All-Big Ten honoree, two-time honorable mention All-Big Ten selection... Team captain his senior season... Started all 12 games in senior campaign in 2018, allowing only two sacks in 935 offensive snaps... Honorable mention All-Big Ten by coaches and media... Contributed to an offense that ranked second in the Big Ten in first downs per game [23.5]... Part of a group that ranked 36th in the NCAA in passing offense and tied for sixth in the Big Ten in passing touchdowns [20]... Team captain his junior season... Recorded the most pass blocking snaps [596] among guards nationally without allowing a sack... Unit finished third in the Big Ten in passing offense [265.7]... Four-time IU offensive player of the game... Started all 13 games at left guard as a sophomore... Unit ranked second in the Big Ten in passing offense [273.8] and third in total offense [426.0]... Honorable mention Campus Insiders freshman All-American in his first season... BTN.com All-Freshman... Academic All-Big Ten selection.

PERSONAL

Attended Milton-Union H.S. in West Milton, Ohio where he was named to the first team all-state, all-region and all-conference teams as a senior... Led his school to the third round of the state playoffs, the school's best finish ever... Competed in both football and track and field during his time at Milton-Union H.S... Son of Rhonda and Allen Martin... Born on May 9, 1996.

YEAR-BY-YEAR STATS

GAMES/STARTS

Year	Team	G	GS
2019	WAS	9	5
Career		9	5

41

**J.D. MCKISSIC****RB****5-10 // 195****5th NFL Season // Arkansas State****DOB: August 15, 1993 // Central H.S. (Phenix City, Ala.)****TRANSACTIONS**

Originally signed by the Atlanta Falcons as an undrafted Free Agent on May 5, 2016... Released by Atlanta on September 3, 2016... Signed to Atlanta's practice squad on September 4, 2016... Signed to Atlanta's active roster on December 16, 2016... Released by Atlanta on December 19, 2016... Signed by the Seattle Seahawks on December 20, 2016... Re-signed with Seattle on April 13, 2018... Re-signed with Seattle on April 15, 2019... Waived on August 31, 2019... Claimed from waivers by the Detroit Lions on September 1, 2019... Signed by Washington as an unrestricted free agent on March 18, 2020.

PRO

Enters 2020 having previously appeared in 35 career regular season games... In first four years (2014-19), rushed 88 times for 402 yards with one rushing touchdown and caught 70 passes for 515 yards with three receiving touchdowns.

YEAR-BY-YEAR**2019 (LIONS)**

Finished the season with 38 carries for a career-high 205 yards and 34 receptions for 233 yards... Posted two receptions for 24 yards in his Lions debut in Week 1 at ARI [9/8]... Recorded a career-long 44-yard rush at PHI [9/22]... Made his first start as a Lion, recording four carries for 30 yards (7.5 avg.) vs. KC [9/29]... Registered five carries for 29 yards adding two receptions for 31 yards vs. MIN [10/20]... Tossed a lateral to QB Matthew Stafford on a WR Kenny Golladay 41-yard flea-flicker touchdown vs. NYG [10/27]... Entered the endzone for the first time this season, on a 26-yard pass from QB Matthew Stafford and set a career-high with 72 yards from scrimmage at OAK [11/3]... Posted career-highs in both receptions [six] and rushing attempts [10] at CHI [11/10].

2018 (SEAHAWKS)

Placed on the Reserve/Injured List with a foot injury on September 3, 2018... Saw action in five games and finished with three carries for eight yards.

2017 (SEAHAWKS)

Played in 13 games, recording 46 rushing attempts for 187 yards (4.1 avg.) and one touchdown, adding 34 receptions for 266 yards (7.8 avg.) and two touchdowns... Scored the first touchdowns of his career (one rushing, two receiving) and set career-highs in every offensive category.

2016 (SEAHAWKS)

After being claimed by Seattle in 2016, played in the season finale at SF [1/1/17] and both postseason contests.

COLLEGE

Played collegiately at Arizona State, rushing 20 times for 152 yards with 1 rushing touchdown as well as compiling 185 receptions for 1,684 yards with 9 receiving touchdowns... Named to Sports Illustrated's All-America Team as an honorable mention selection in 2013... Was the Sun Belt Freshman of the Year in 2012, when he caught 103 passes for 1,022 yards and five touchdowns and surpassed that career high with 104 catches his final season... In 2013, he led the

Sun Belt with 82 receptions for 662 yards and four scores... Holds six Arkansas State records, including most career catches with 289.

PERSONAL

Prepped at Central High... Named to the Columbus Ledger Enquirer's All-Bi-City football team... Recorded 25 receptions for 571 yards and six touchdowns, 411 rushing yards and 22 kickoff returns for 486 yards and accounted for 26 total touchdowns and 1,454 all-purpose yards... Named first team all-area [large school] as a senior by the Opelika-Auburn News... Helped lead the Red Devils to the Alabama Class 6A state playoffs and a 9-2 record in 2010... Also lettered in basketball... Son of Patricia Dobbie... Born Aug. 15, 1993.

YEAR-BY-YEAR STATS**RUSHING**

Year	Team	GP	GS	Att	Yds	Avg	Lg	TD
2016	SEA	1	0	1	2	2.0	2	0
2017	SEA	13	1	46	187	4.1	30t	1
2018	SEA	5	0	3	8	2.7	6	0
2019	DET	16	3	38	205	5.4	44	0
Career		35	4	88	402	4.6	44	1

RECEIVING

Year	Team	GP	GS	Rec	Yds	Avg	Lg	TD
2016	SEA	1	0	2	16	8.0	10	0
2017	SEA	13	1	34	266	7.8	27t	2
2018	SEA	5	0	0	0	0	0	0
2019	DET	16	3	34	233	6.9	26t	1
Career		35	4	70	515	7.4	27t	3

KICK RETURN

Year	Team	KR	Yds	Avg	Lg	TD
2016	SEA	1	22	22.0	22	0
2018	SEA	1	18	18.0	18	0
2019	DET	1	17	17.0	17	0
Career		3	57	19.0	22	0

POSTSEASON STATS**RUSHING**

Year	Team	GP	GS	Att	Yds	Avg	Lg	TD
2016	SEA	2	0	1	3	3.0	3	0
2018	SEA	1	0	0	0	0	0	0
Career		3	0	1	3	3.0	3	0

RECEIVING

Year	Team	GP	GS	Rec	Yds	Avg	Lg	TD
2016	SEA	2	0	1	5	5.0	5	0
2018	SEA	1	0	2	13	6.5	7t	1
Career		3	0	3	18	6.0	7t	1

CAREER HIGHS

SINGLE-GAME

Carries:	10, at Chicago (11/10/19)
Rushing Yards:	44, at Philadelphia (9/22/19)
Long (Rushing):	44, at Philadelphia (9/22/19)
Rushing TD:	1, vs. Indianapolis (10/01/17)
Receptions:	6, at Chicago (11/10/19)
Receiving Yards:	40, two times, last vs. Dallas (11/17/19)
Receiving TD:	1, three times, last at Oakland (11/03/18)
Kick Returns:	3, last vs. Chicago (11/28/19)
Kick Return Yards:	22, at San Francisco (01/01/17)

17



TERRY McLAURIN

WR

6-0 // 210

2nd NFL Season // Ohio State

DOB: Sept. 15, 1995 // Cathedral H.S. [Indianapolis, Ind.]

TRANSACTIONS

Originally selected by Washington in the third round (76th overall) of the 2019 NFL Draft.

YEAR-BY-YEAR

2019 [WASHINGTON]

Started all 14 games he appeared in and finished the season with 58 receptions for 919 yards and seven touchdowns... Finished second all-time among rookies in franchise history in receiving yards and receiving touchdowns and third in receptions... Made his NFL debut at PHI [9/8]... Started at receiver and recorded five receptions for a team-high 125 yards receiving and a 69-yard touchdown, the third longest touchdown reception by a Redskins rookie all-time... His 125 yards receiving were the eighth most in a single game by a Redskins rookie in franchise history... Recorded five receptions for 62 yards and a touchdown vs. DAL [9/15]... Became the first Redskins rookie to record touchdown receptions in consecutive games to start their career and is the first Redskins rookie to register a touchdown reception in consecutive games since Aldrick Robinson scored a touchdown in Week 10 and Week 11 of the 2012 season... Reeled in six catches for 70 yards and a touchdown vs. CHI [9/23], becoming the first player in NFL history with at least five receptions and one receiving touchdown in each of the first three games of his career... Inactive at NYG [9/29]... Started vs. NE [10/6] and recorded three receptions for 51 yards... Collected 100 yards and two touchdowns on four receptions at MIA [10/13], recording his first career multi-touchdown game... Caught one pass for 11 yards vs. SF [10/20]... Recorded four receptions for 39 yards at MIN [10/24]... Had another four catches for 39 yards at BUF [11/3]... Recorded three receptions for 69 yards vs. NYJ [11/17]... Caught five passes for 72 yards, including a clutch reception to set up the game-winning field goal, vs. DET [11/24]... Recorded eight yards on two receptions in a win at CAR [12/1]... Notched four receptions for 47 yards and a touchdown at GB [12/8]... Vs. PHI [12/15], caught five passes for 130 yards and a 75-yard touchdown, the longest of his career. Set a single-game career high for receiving yards... Notched seven receptions for 86 yards, one 25+ yard reception, vs. NYG [12/22]... Inactive at DAL [12/29].

COLLEGE

Played collegiately in 54 games at Ohio State from 2015-18, recording 1,251 receiving yards on 75 receptions and 19 receiving touchdowns... Collected 701 receiving yards on 35 receptions and 11 touchdowns during his senior campaign in 2018... Had 100-yard receiving games as a senior against Oregon State [121 yards] and Maryland [118 yards]... Played in 14 games and compiled 436 yards and six touchdowns on 29 catches as a junior... Recorded a career-long 84-yard touchdown reception in the Big Ten title win over Wisconsin... Caught 11 receptions for 114 yards and two touchdowns as a sophomore... Played in every game between 2015 and 2018 during his time at Ohio State, 54 total games with 32 starts... Selected as a two-time team captain in 2017 and 2018... Finished sixth in the Buckeyes' record books in both single-season touchdowns (11) and career touchdowns (19)... A part of the Ohio State team that won the 2014 National Championship over Oregon, along with winning Big Ten Championships in 2014, 2017 and 2018... Also won four bowl games during

his time with the Buckeyes, 2015 Sugar Bowl, 2016 Fiesta Bowl, 2018 Cotton Bowl and the 2019 Rose Bowl.

PERSONAL

Attended Cathedral H.S. in Indianapolis, Ind. where he earned a bevy of championships... Helped to lead his team to win three consecutive Class 4A titles between 2010-2012 and win the 2013 Indiana 5A state championship... McLaurin recorded three touchdowns, four tackles and an interception in that title game... He finished his senior season with 953 yards on 58 receptions and eight touchdowns, along with rushing for 744 yards and adding six more touchdowns... McLaurin was also rewarded the 2013 Indiana Mr. Football award to cap off his high school career... Invited to the Reese's Senior Bowl following his final season in 2018... Graduated in three-and-a-half years with a degree in communications... Last name pronounced "MICK-law-REN"... Son of Grace and Terry McLaurin Sr... Born on Sept. 15, 1995.

YEAR-BY-YEAR STATS

RECEIVING

Year	Team	GP	GS	Rec	Yds	Avg	Lg	TD
2019	Was	14	14	58	919	15.8	75	7
Career		14	14	58	919	15.8	75	7

25



FABIAN MOREAU

CB

6-0 // 204

4th NFL Season // UCLA

DOB: April 9, 1994 // Western H.S. [Davie, Fla.]

TRANSACTIONS

Originally selected by Washington in the third round (81st overall) of the 2017 NFL Draft.

YEAR-BY-YEAR

2019 [WASHINGTON]

Appeared in 12 games with seven starts and registered 44 tackles (33 solo), three interceptions and five passes defended... Inactive in Weeks 1-2 due to an ankle injury... Started at LCB vs. CHI [9/23]... Recorded six total tackles at NYG [9/29]... Had three total tackles vs. NE [10/6]... Contributed five total tackles at MIA [10/13]... Started vs. SF [10/20] and recorded two solo tackles... Notched five total tackles at MIN [10/24]... Started at BUF [11/3] and recorded two total tackles... Started vs. NYJ [11/17] and notched three total tackles... Started vs. DET [11/24] and recorded five tackles, two interceptions and two passes defended. His first pick was his first of the season and it was his first game with more than one interception in his career... Corralled another interception and had three total tackles and a pass defended at CAR [12/1]... Notched two total tackles at GB [12/8]... Started vs. PHI [12/15] and recorded five total tackles and a pass defended... Inactive vs. NYG [12/22].

2018 [WASHINGTON]

Appeared in all 16 regular season games with 10 starts, recording four tackles (one solo), one interception and a pass defended... Notched two tackles (one solo) in a win at ARI [9/9]... Made first career start and added two tackles (one solo) vs. IND [9/16]... Recorded first career forced fumble and finished with four tackles (three solo) in a win vs. GB [9/23]... Contributed five tackles (three solo) and one forced fumble at NO [10/8]... Added two solo tackles in a win vs. CAR [10/14]... Registered four tackles (two solo) in a win vs. DAL [10/21]... Notched five tackles (three solo) in a win at NYG [10/28]... Tallied four tackles (one solo) and one pass defended vs. ATL [11/4]... Notched six solo tackles in a win at TB [11/11]... Tallied two tackles (one solo) vs. HOU [11/18]... Recorded two solo tackles at DAL [11/22]... Tied a team high nine tackles (seven solo), two passes defended and one forced fumble at PHI [12/3]... Recorded four tackles (two solo) vs. NYG [12/9]... Tallied his first career interception and an assisted tackle at JAX [12/16]... Recorded one assisted tackle at TEN [12/22]... Tallied four tackles (two solo), and one pass defended vs. PHI [12/30].

2017 [WASHINGTON]

Played in all 16 games as a rookie, contributing seven tackles (four solo) and a pass defended in addition to serving as a key special teamer... Made NFL debut on special teams vs. PHI [9/10]... Played on defense and special teams in a win at LAR [9/17]... Notched two assisted tackles in addition to standout play on special teams in a win vs. OAK [9/24]... Added two tackles (one solo) at KC [10/2]... Contributed three tackles (two solo) and a pass defended in a win vs. SF [10/15]... Played on special teams at PHI [10/23] and vs. DAL [10/29]... Contributed on special teams in a win at SEA [11/5]... Played on special teams vs. MIN [11/12]... Contributed on defense and special teams at NO [11/19]... Played on special teams in a Thanksgiving night win vs. NYG [11/23]... Contributed on special teams at DAL [11/30] and at LAC [12/10]... Played on special teams in a win vs. ARI [12/17]... Made a solo tackle in a win vs. DEN [12/24]... Played on spe-

cial teams at NYG [12/31].

COLLEGE

Played collegiately at UCLA from 2012-16, recording 148 tackles (98 solo), 26 pass breakups, three interceptions, one forced fumble and one fumble recovery in 51 career games... As a senior in 2016, received honorable mention All-Pac-12 honors from the league's coaches after leading his team with 10 pass breakups and contributing two interceptions to a Bruins secondary that limited opponents to a conference-low 12 passing touchdowns... Was a team co-captain in 2015 and appeared in three games before redshirting the rest of the season with a Lisfranc injury... Started 13 games and was a second-team all-conference performer in 2014 after contributing 53 tackles (40 solo), eight passes defended and an interception... As a sophomore in 2013, started all 12 games in which he appeared, posting 51 tackles (26 solo) and garnering an honorable mention all-conference selection... Played in 11 games as a freshman and was credited with five tackles and a fumble recovery.

PERSONAL

Attended Western H.S. in Davie, Fla., where he contributed at both running back and wide receiver... As a senior, ran 149 times for 889 yards and 11 touchdowns and also caught 21 passes for 416 yards and seven touchdowns... Named first-team All-County by the Sun Sentinel and Miami Herald... Team captain who earned team MVP honors in addition to being an honorable mention all-state selection... Played in the South Florida All-Star game... Rated as a three-star recruit by both Rivals.com and Scout.com... Majored in political science... Son of Berg and Guerly Moreau. Has two sisters, Faby and Fabiana... Born April 9, 1994.

YEAR-BY-YEAR STATS

DEFENSE

Year	Team	G	GS	Tack	Solo	Sack	INT	PD
2017	Was	16	0	7	4	0	0	1
2018	Was	16	10	58	37	0	1	5
2019	Was	12	7	44	33	0	3	5
Career		44	17	109	74	0	4	11

*Tackle stats according to STATS, LLC

ADDITIONAL

FF-FR: 3-0 in 2018

32



JIMMY MORELAND

CB

5-11 // 182

2nd NFL Season // James Madison

DOB: Aug. 26, 1995 // Royal Palm Beach [Fla.] H.S

TRANSACTIONS

Originally selected by Washington in the seventh round (227th overall) of the 2019 NFL Draft.

COLLEGE

2019 [WASHINGTON]

Started at cornerback in his NFL debut at PHI [9/8] and notched three solo tackles... Recorded six solo tackles and one pass defended vs. DAL [9/15]... Made seven solo tackles vs. CHI [9/23]... Made a tackle at NYG [9/29]... Played vs. NE [10/6]... Active at MIA [10/13]... Notched three total tackles vs. SF [10/20]... Had one total tackle at MIN [10/24]... Active at BUF [11/3]... Recorded two total tackle and a pass defended vs. NYJ [11/17]... Started vs. DET [11/24] and recorded six total tackles and a pass defended... Started at CAR [12/1] and notched four total tackles... Recorded seven total tackles, one tackle for loss and one stuff and at GB [12/8]... Started vs. PHI [12/15] and recorded one total tackle and one pass defended... Placed on the Reserve/Injured List with a foot injury on December 17, 2019.

COLLEGE

Played collegiately at James Madison from 2014-18, starting 44 of the 56 games in which he played... Amassed a total of 208 tackles (125 solo), 63 passes defended, 18 interceptions, 12 tackles for loss, six fumble recoveries, two sacks and a forced fumble... James Madison's all-time leader in interceptions (18) and interceptions returned for touchdowns (6)... During his senior season in 2018, was awarded CAA Defensive Player of the Year, first team All-CAA selection and a Bill Dudley Award finalist, given annually to the player of the year in the Commonwealth of Virginia, after the cornerback led the nation in interceptions returned for a touchdown (3) and interception yards (217)... During his junior campaign in 2017, ranked second in the nation in interceptions (8) and fifth in passes defended per game (1.5)... Tied single-game program record during his junior year with career-high three interceptions in FCS semifinal win against South Dakota State (Dec. 16)... Named first team All-CAA Cornerback... Played in all 15 games in 2016 as a redshirt sophomore, making six starts and finished with 37 tackles (24 solo), nine pass breakups and two interceptions... Played in all 13 games in 2015, making 12 starts and recorded 47 tackles (29 solo), 12 pass breakups and three interceptions... During his freshman year in 2014, tallied 47 total tackles (29 solo), 12 passes defended, three interceptions (two for touchdowns), two fumble recoveries and two tackles for loss in 13 games played (12 starts)... Recorded his first career interception in his first career game at Maryland [Aug. 30].

PERSONAL

Attended Royal Palm Beach H.S. in Royal Palm Beach, Fla. where he was awarded third team Class 7A All-State honors from the Associated Press as a junior and senior... Played cornerback, safety and wide receiver during his time in high school... As a junior, Moreland notched 60 tackles and eight interceptions on the defensive side, while racking up 304 receiving yards on 19 receptions for three touchdowns on the offensive side of the ball... Selected to Team Florida for the annual Florida vs. Georgia All-Star Game where he recorded an interception... Also picked to the Palm Beach

County-Treasure Coast High School All-Star Game... Majored in sport recreation and management... Son of Jimmy Sr. and Yvonne Moreland... A native of Belle Glade, Fla... Born on Aug.

YEAR-BY-YEAR STATS

DEFENSE

Year	Team	G	GS	Tack	Solo	Sack	INT	PD
2019	Was	14	5	42	32	0	0	4
Career		14	5	42	32	0	0	4

*Tackle stats according to STATS, LLC

76



MORGAN MOSES

T

6-6 // 330

7th NFL Season // Virginia

DOB: March 3, 1991 // Meadowbrook H.S. (Richmond, Va.)

HONOR ROLL

<< Washington Ed Block Courage Award (2015)

TRANSACTIONS

Originally selected by Washington in the third round (66th overall) of the 2014 NFL Draft... Signed multi-year contract extension with Washington on April 27, 2017.

PRO

Enters 2020 having appeared in 88 regular season games with 81 starts across his first six seasons from 2014-19... Only Washington player to start every game across the 2015-19 seasons... Currently holds the team's longest active streak with 80 consecutive starts.

YEAR-BY-YEAR

2019 (WASHINGTON)

Started in all 16 games he appeared in... Started at right tackle at PHI [9/8]... Started at right tackle vs. DAL [9/15]... Started at right tackle vs. CHI [9/23]... Started at right tackle at NYG [9/29] and didn't allow a sack... Started vs. NE [10/6]... Started at MIA [10/13]... Started at right tackle vs. SF [10/20]... Started at right tackle at MIN [10/24]... Started at right tackle at BUF [11/3]... Recorded his 75th career start vs. NYJ [11/17]... Started vs. DET [11/24]... Started at right tackle at CAR [12/1], at GB [12/8] and vs. PHI [12/15]... Made his 80th career start vs. NYG [12/22]... Started at right tackles at DAL [12/29].

2018 (WASHINGTON)

Started in all 16 regular season games in which he appeared for a fourth consecutive season... Currently holds the team's second longest active streak with 64 consecutive starts (Ryan Kerrigan, 128)... One of seven active offensive linemen in the NFL to lead the league in consecutive starts since 2015 (64)... Finished the season as one of three starters on offense to start all 16 games (Adrian Peterson and Chase Roullier)... Made 50th career start and started at right tackle. Helped the offense gain 429 yards in a win at ARI [9/9]... Started at right tackle vs. IND [9/16]... Made start at right tackle before leaving game with an injury in win vs. GB [9/23]... Started at right tackle at NO [10/8] and made one solo tackle ... Started at right tackle in a win vs. CAR [10/14]... Started at right tackle in a win vs. DAL [10/21]... Started at right tackle in a win at NYG [10/28]... Started at right tackle vs. ATL [11/4]... Started at right tackle in a win at TB [11/11]... Started at right tackle vs. HOU [11/18]... Started at right tackle at DAL [11/22]... Started at right tackle at PHI [12/3]... Started at right tackle vs. NYG [12/9]... Started at right tackle at JAX [12/16]... Started at right tackle at TEN [12/22]... Started at right tackle vs. PHI [12/30].

2017 (WASHINGTON)

Started all 16 games, finishing the season as one of only three offensive players (and the only offensive lineman) to do so (Kirk Cousins and Vernon Davis)... Started at right tackle vs. PHI [9/10]... Started at right tackle and helped Washington record the NFL's first 200-yard rushing game (229) of the 2017 season at LAR [9/17]... Started at right tackle in a win vs. OAK [9/24], helping Washington to a 472-128 advantage in total yards, the team's largest differential

in regular season play since Dec. 15, 1974... Started at right tackle at KC [10/2], helping Washington post their first sack-free game of the season... Started at right tackle and helped the offense to 419 yards in a win at SF [10/15]... Started at right tackle at PHI [10/23], helping Kirk Cousins throw for 303 yards... Started at right tackle vs. DAL [10/29]... Started at right tackle in a comeback win at SEA [11/5]... Started at right tackle as Kirk Cousins threw for 327 yards vs. MIN [11/12]... Started at right tackle and helped Washington produce both a 300-yard passer and 100-yard rusher at NO [11/19]... Started at right tackle in a Thanksgiving night win vs. NYG [11/23]... Started at right tackle at DAL [11/30] and at LAC [12/10]... Started at right tackle in a win vs. ARI [12/17]... Started at right tackle as the offense gained 386 yards in a win vs. DEN [12/24]... Started at right tackle at NYG [12/31].

2016 (WASHINGTON)

Started all 16 games for a second straight season... Part of an offensive line that led Washington to team records in total net yards (6,545), net passing yards (4,758) and yards per play (6.40) while allowing only 23 sacks, fourth-fewest in the NFL... Started at right tackle vs. PIT [9/12] and helped Washington hold the Steelers without a sack on 43 team pass attempts... Started at right tackle vs. DAL [9/18], helping the offense post 432 yards of offense... Started at right tackle in a win at NYG [9/25], contributing to a 403-yard effort... Started at right tackle in wins vs. CLE [10/2] and at BAL [10/9]... Started at right tackle in a win vs. PHI [10/16], guiding the offense to 230 rushing yards, its highest total since 2012... Started at right tackle in a 413-yard offensive performance at DET [10/23]... Started at right tackle in a tie against CIN [10/30] in London, helping the offense record 546 yards of offense, the team's largest offensive output since a 559-yard effort vs. Atlanta on Nov. 10, 1991... Started at right tackle in a win vs. MIN [11/13]... Started at right tackle in a win vs. GB [11/20], helping Washington post 515 total yards, the team's most in a non-overtime game since Week 11 of the 1991 season... Started at right tackle at DAL [11/24], holding the Cowboys without a sack and helping the offense to consecutive 500-yard performances for the first time in team history... Started at right tackle at ARI [12/4]... Started at right tackle in a win at PHI [12/11]... Started at right tackle and helped Kirk Cousins throw for 315 yards vs. CAR [12/19]... Started at right tackle and helped Washington to 200-plus yards both on the ground and in the air in a win at CHI [12/24]... Started at right tackle in season finale vs. NYG [1/1].

2015 (WASHINGTON)

Earned Washington's 2015 Ed Block Courage Award, earning the starting right tackle role a year after a Lisfranc injury prematurely ended his rookie season... Started all 16 regular season games and one postseason game at right tackle... Rapid recovery and progression in training camp allowed the team to move No. 5 overall pick Brandon Scherff to right guard and create a young, promising right side of the offensive line... Started at right tackle and helped Washington rush for 161 yards vs. MIA [9/13]... Helped Washington post 182 rushing yards in a start at right tackle vs. STL [9/20]... Started at right tackle vs. NYG [9/24]... Started at right tackle vs. PHI [10/4], helping the offense go 90 yards on its final drive for a come-from-behind victory... Started at right tackle at ATL [10/11] and at NYJ [10/18]... Started at right tackle in the largest comeback win (24 points) in team history vs. TB [10/25]... Started at right tackle at NE [11/8]... Started at right tackle vs. NO [11/15], blocking for Washington's

76 MORGAN MOSES

first combined 300-yard passing game/200-yard rushing game since Super Bowl XXII... Started at right tackle at CAR (11/22)... Started at right tackle and helped Kirk Cousins throw for his fourth 300-yard game of the season in a win vs. NYG (11/29)... Started at right tackle vs. DAL (12/7)... Started at right tackle in a win at CHI (12/13)... Started at right tackle for Cousins' team-record-setting sixth 300-yard passing game of the season in a win vs. BUF (12/20)... Started at right tackle and fought through an ankle injury in a division-clinching win at PHI (12/26)... Started at right tackle in regular season finale at DAL (1/3)... Started at right tackle in NFC Wild Card Round vs. GB (1/10).

2014 [WASHINGTON]

Played in eight games and made one start as a rookie... Inactive at HOU (9/7)... Made NFL debut vs. JAX (9/14)... Inactive at PHI (9/21)... Contributed on special teams vs. NYG (9/25)... Saw action on offense and special teams vs. SEA (10/6)... Inactive at ARI (10/12) and vs. TEN (10/19)... Played on special teams at DAL (10/27) and at MIN (11/2)... Saw significant action in relief of an injured Trent Williams vs. TB (11/18)... Made first career NFL start at left tackle and helped Alfred Morris post 125 rushing yards at SF (11/23)... Contributed on special teams at IND (11/30)... Active but did not play vs. STL (12/7)... Placed on Reserve/Injured list on Dec. 11. Played at Virginia from 2010-13, starting 43 of the 48 career

COLLEGE

games in which he played — 30 at right tackle and 12 at left tackle... Received All-ACC third-team honors as a senior in 2013 while helping Kevin Parks become the Cavaliers' first 1,000-yard rusher in a season since 2004... Was a Coaches All-ACC honorable mention selection as a junior in 2012, starting 11 of 12 games and helping UVA amass more than 500 yards of total offense multiple times in a season for the first time since 2004... Was one of 13 players to start all 13 games for the Cavaliers in 2011... Appeared in 11 of Virginia's 12 games as a freshman, making his collegiate debut against Richmond. Made first collegiate start against UNC, becoming the seventh true freshman nationally to start at offensive tackle in 2010 when he started at right tackle against the Tar Heels.

PERSONAL

Attended Meadowbrook H.S. in Richmond, Va., and also played prep football at Fork Union Military Academy in 2009... Two-time all-state, all-region and all-district selection... Multiple-time Richmond Times-Dispatch first-team All-Met selection... Had his jersey retired at Meadowbrook in 2016... Was a Parade and SuperPrep All-American who was rated as a four-star prospect by Rivals.com and Scout.com... Listed as the No. 2 player in Virginia for the class of 2009 by Rivals.com... Son of Marion and Morris Moses... Has three children, Isaiah Moses, Jerimah Moses, Legend Moses and Natalia Carter... Born March 3, 1991.

YEAR-BY-YEAR STATS

GAMES/STARTS

Year	Team	G	GS
2014	Was	8	1
2015	Was	16	16
2016	Was	16	16
2017	Was	16	16
2018	Was	16	16
2019	Was	16	16
Career		88	81

POSTSEASON

Year	Team	G	GS
2015	Was	1	1

50



JARED NORRIS

LB

6-1 // 238

4th NFL Season // Utah

DOB: July 19, 1993 // Centennial H.S. (Corona, Calif.)

TRANSACTIONS

Originally signed as an undrafted rookie free agent by the Carolina Panthers on May 13, 2016... Placed on the reserve/injured list with a calf injury on December 5, 2017... Placed on the reserve/injured list with a toe injury on October 12, 2018... Signed a two-year contract extension with Carolina on March 5, 2019... Cut on August 31, 2019... Signed with Washington on February 13, 2020.

YEAR-BY-YEAR

2018 (PANTHERS)

Played in three games before being placed on the reserve/injured list with a toe injury.

2017 (PANTHERS)

Played in 11 games before finishing the season on the reserve/injured list with a calf injury... Played primarily on special teams, logging three special teams tackles.

2016 (PANTHERS)

Played in 14 games after signing as an undrafted rookie free agent... Saw action primarily on special teams... Tied for third on the team with six special teams tackles... Made NFL debut vs. MIN [09/25].

COLLEGE

Two-time All-Pac-12 Conference selection played in 42 games with 32 starts at Utah... Totaled 269 tackles, 24 tackles for loss, seven sacks, four forced fumbles, two fumble recoveries and eight passes defended... As a senior in 2015, named All-Pac-12 Second Team... Started 12 games... Ranked second on the Utes with 87 tackles... Posted 6.5 tackles for loss, one sack, two forced fumbles, one fumble recovery and five passes defended... As a junior in 2014, All-Pac-12 Conference Honorable Mention... Led the team with 116 tackles to go along with 13 tackles for loss, four sacks and one pass defended... Played in 10 games with seven starts as a sophomore in 2013... Compiled 64 tackles, 4.5 tackles for loss, two sacks, two forced fumbles and two passes defended... As a freshman in 2012, played in seven games... Logged two tackles and one fumble recovery... Redshirted as a true freshman in 2011.

PERSONAL

Attended Centennial H.S. in Corona, Calif... Graduated from Utah with a degree in economics... Born July 19, 1993.

YEAR-BY-YEAR STATS

DEFENSE

Year	Team	G	GS	Tack	Solo	Sack	INT	PD
2016	CAR	14	0	0	0	0	0	0
2017	CAR	11	0	0	0	0	0	0
2018	CAR	3	0	0	0	0	0	0
Career		28	0	0	0	0	0	0

*Tackle stats according to STATS, LLC

54



NATE ORCHARD

DE

6-4 // 251

6th NFL Season // Utah

DOB: Jan. 5, 1993 // Highland H.S. [Salt Lake City, Utah]

TRANSACTIONS

Originally selected by the Cleveland Browns in the second round [51st overall] in the 2015 NFL Draft... Released by the Browns on September 1, 2018... Signed by Bills on September 11, 2018... Released by Bills on October 2, 2018... Signed by Chiefs October 10, 2018... Released by Chiefs on November 6, 2018... Signed by Seahawks April 4, 2019... Released by Seahawks May 10, 2019... Signed by Dolphins May 16, 2019... Released by Dolphins September 3, 2019... Signed by Washington on November 27, 2019... Re-signed with Washington as an unrestricted free agent on March 18, 2020.

PRO

Enters 2020 having previously appeared in 43 regular season games with 13 starts from 2015-19... Recorded 83 tackles [51 solo], six sacks for 38 yards, six passes defended, one interception, two forced fumbles and two fumble recoveries.

YEAR-BY-YEAR

2019 [WASHINGTON]

Logged four tackles [three solo], one sack, two quarterback hits, two tackles for loss and one fumble recovery in a victory over CAR [12/1]... Recorded one total tackle at GB [12/8]... Notched five total tackles vs. PHI [12/15]... Recorded two total tackles and one pass defended vs. NYG [12/22]... Registered two tackles [one solo] at DAL [12/29].

2018 [BILLS/CHIEFS]

Played in four games... Recorded one quarterback hit in a win over MIN [9/23]... Logged four tackles [three solo] in a contest vs GB [9/30].

2017 [BROWNS]

Played in all 16 games... Notched three tackles [one solo], one sack in a matchup and a quarterback hit vs. IND [9/24]... Logged three tackles [two solo] and a tackle for loss vs. CIN [10/1]... Recorded three solo tackles vs. JAX [11/19]... Put up three solo tackles and one forced fumble in a matchup vs. Chargers [12/3].

2016 [BROWNS]

Appeared in only three games... Recorded three tackles [one solo] in a contest vs. BAL [9/18]... Logged one solo tackle in a matchup vs. MIA [9/25].

2015 [BROWNS]

Played in 15 games and started in 11... Logged five tackles [four solo] and one pass defended in a win over BAL [10/11]... Notched five tackles [three solo] in a matchup vs. ARI [11/1]... Recorded two solo tackles and two sacks in a win over SF [12/13]... Raked in two solo tackles and one sack in a game vs. KC [12/27].

COLLEGE

Played college ball at University of Utah... All-American, Ted Hendricks Award and Morris Award winner ... three-year starter played in all 50 games in his four-year career [2011-14] with 36 starts ... Finished his career tied for third in school history in career sacks [25] ... 38.5 career tackles for loss is tied for the second-most ever by a Ute ... Other school career rankings included eight career forced fumbles [tied

for second] and five career fumble recoveries [tied for fifth most] ... 10 career pass breakups.

PERSONAL

Guardians are Dave and Katherine Orchard ... took his guardians' last name in 2013 [went by Nate Fakahafua his first two seasons at Utah] ... mother is Ana Fakahafua and stepfather is Leti Fonohemia ... seven siblings ... married to Maegan Webber ... daughter Katherine Mae ... full name is Napaa Lilo Fakahafua Orchard ... anticipates receiving his bachelor's degree in economics in the spring of 2015 ... Born Jan. 5, 1993 in Los Angeles.

YEAR-BY-YEAR STATS

DEFENSE

Year	Team	G	GS	Tack	Solo	Sack	PD	FF	FR
2015	Cle	15	11	36	24	3.0	4	1	0
2016	Cle	3	1	4	2	0.0	0	0	0
2017	Cle	16	1	25	14	0.0	0	1	1
2018	Buf/ KC	4	0	4	3	0.0	1	0	0
2019	Was	5	0	14	8	1.0	1	0	1
Career		43	13	83	51	6.0	6	2	2

*Tackle stats according to STATS, LLC

61



TIMON PARRIS

T

6-6 // 320

3rd NFL Season // Stony Brook

DOB: Sept. 11, 1995 // Floral Park H.S. (Elmont, N.Y.)

TRANSACTIONS

Originally entered the NFL with Washington as a college free agent on May 2, 2018... Waived by Washington on September 1, 2018... Signed to Washington's practice squad on September 2, 2018... Signed to Washington's active roster on December 21, 2018... Waived on August 31, 2019... Signed to Washington's practice squad on September 1, 2019... Promoted to the active roster on December 14, 2019.

YEAR-BY-YEAR

2019 [WASHINGTON]

Did not give up a sack and contributed to an offense that recorded three touchdowns and 362 total yards in a match-up vs. PHI [12/15]... Active vs. NYG [12/22]... Saw action at DAL [12/29].

2018 [WASHINGTON]

Appeared in one contest. Spent the first 15 weeks of the season on the team's practice squad before being promoted to the active roster on Dec. 21... Made NFL and Washington debut and contributed on offense at TEN [12/22]... Active but did not play vs. PHI [12/30].

COLLEGE

Played collegiately at Stony Brook from 2013-17, appearing in 41 career games with the Seawolves. Earned All-CAA honors in each of his final three seasons... Started the first eight games of the 2017 season before suffering a season-ending injury. Earned first-team AFCA All-American honors after helping Stony Brook average 29.2 points and 351.2 yards per game... Started all 11 games at left tackle in 2016, earning his second selection as a first-team All-CAA honoree... Was a second-team All-CAA selection as a sophomore in 2015 after starting all 10 games at left tackle... Started all 12 games as a redshirt freshman in 2014, transitioning to left tackle for the final nine games... Redshirted in 2013.

PERSONAL

Attended Floral Park (N.Y.) H.S., where he played both guard and defensive tackle... Earned all-county honors as a senior team captain after recording 29 tackles (including 13 for loss) and 3.0 sacks on the defensive side of the ball... Played for Team Long Island in Empire Challenge All-Star Game... Was also an all-conference performer in the shot put and discus... Son of Trevor and Jewel Parris... First name pronounced "Tih-moan"... Native of Elmont, N.Y... Born Sept. 11, 1995.

YEAR-BY-YEAR STATS

GAMES/STARTS

Year	Team	G	GS
2018	Was	1	0
2019	Was	3	0
Career		4	0

45



DONALD PAYNE

LB

5-11 // 216

4th NFL Season // Stetson

DOB: July 12, 1994 // Landmark Christian H.S. (Fayetteville, Ga.)

TRANSACTIONS

Originally entered the NFL with the Baltimore Ravens as a college free agent on April 29, 2017... Waived by the Ravens on September 2, 2017... Claimed off waivers by the Jacksonville Jaguars on September 3, 2017... Waived by the Jaguars on May 9, 2019... Signed by the Ravens on August 16, 2019... Waived by the Ravens on August 31, 2019... Signed to the Ravens' practice squad on September 1, 2019... Released from the Ravens' practice squad on September 10, 2019... Signed with the Jaguars on October 10, 2019... Signed with Washington on July 28, 2020.

YEAR-BY-YEAR

2019 (RAVENS/JAGUARS)

Entered training camp with the Ravens and was later released following the preseason... Was signed to the Ravens' practice squad and was waived in Week 2... Signed by the Jaguars in Week 8 and appeared in the team's final nine games, including five starts... Registered 61 tackles (36 solo), one sack, 3.0 tackles for loss, one quarterback hit, one pass defended and one fumble recovery... Appeared on special teams versus the Jets (10/27) and Texans (11/3)... Recorded a fumble recovery on special teams at IND (11/17)... Played his first defensive snaps of the season at TEN (11/24) and registered two tackles (one solo)... Made his first career start vs. TB (12/1), recording 13 total tackles (six solo), a tackle for loss and a quarterback hit... Tallied 15 tackles (seven solo) and played all of the defensive snaps vs. LAC (12/8)... Notched a career-high 11 solo tackles, including a pass defended at OAK (12/15)... Registered a career-high 16 tackles and led the team in that category for the fourth week in a row at ATL (12/22)... Started at linebacker and recorded a tackle vs. IND (12/29).

2018 (JAGUARS)

Appeared on special teams in all eight games he was active for... Recorded a solo tackle on special teams vs. NE (9/16)... Was placed on reserve/designated for return following Week 7 with a knee injury... Was activated from reserve/designated for return during Week 17 and recorded a special teams tackle at HOU (12/30).

2017 (RAVENS/JAGUARS)

Spent his rookie offseason with the Ravens but was waived during final cuts... Was claimed off waivers by the Jaguars prior to Week 1... Saw action in 13 games and led the team with 12 special teams tackles... Made his NFL debut at HOU (9/10), recording one special teams tackle... Saw action on special teams versus the Titans (9/17) and the Ravens (9/24)... Tallied two special teams tackles at IND (10/22)... Recorded a season-high three special teams tackles vs. LAC (11/12)... Contributed on special teams in wins versus the Browns (11/19), Colts (12/3) and Seahawks (12/10)... Saw action on defense for the first time in his career vs. HOU (12/17), registering a tackle in three snaps played. Made two special teams tackles (one solo) in the regular-season finale at TEN (12/31)... Totaled two special teams tackles (one solo) in the AFC Wild Card Game vs. BUF (1/7)... Made a special teams tackle in the Jaguars' win at Pittsburgh in the AFC Divisional Round Game (1/14)... Registered a solo tackle on special teams in the AFC Championship game at NE (1/21).

COLLEGE

Was a three-time All-American at Stetson University... Named All-Conference in each of his four seasons... Finished his college career with 538 total tackles, ranking third most in Division I (FCS/FBS) history... Compiled 65.5 career tackles for loss, 14.0 sacks, nine interceptions, seven forced fumbles and eight fumble recoveries in four seasons (2013-2016) for the Hatters... Also scored five touchdowns on defense and special teams, and was awarded the Pioneer Football League's a record eight times in his career... Earned Walter Camp All-American honors and Associated Press All-American honors as a senior... Played in 10 games in 2016, recording 114 tackles (82 solo), 14.5 tackles for loss, six quarterback hits, 3.0 sacks, three forced fumbles, two fumble recoveries, and an interception... Became the first in PFL history to be awarded Defensive Player of the Year for the third time... Started all 11 games as a junior in 2015, leading the team and PFL in tackles (126)... Also led the team and FCS with 96 solo tackles... Was named a team captain for the third consecutive season... Was named to multiple first-team All-American teams as a sophomore in 2014 including: the Walter Camp Foundation and the Associated Press. Led all of NCAA in tackles (185)... Was named PFL Defensive Freshman of the Year.

PERSONAL

Attended Landmark Christian H.S. (Fayetteville, Ga.), where he was first-team All-State as a senior and earned first-team All-Region honors his final three years as a defensive back... Was also named to the Metro Atlanta All-Star team in 2016... Registered 107 tackles with six interceptions, 16 pass breakups and two blocked punts as a senior... Was a three-year letter winner in baseball... Earned honor roll student honors and was the recipient of the U.S. Army National Scholar Athlete Award... Son of Sylvia and Donald Payne, Sr. ... His father was an All-American defensive back at Morris Brown College and was inducted into the Morris Brown Hall of Fame... His uncle, Ezra Johnson, also earned All-American honors as a defensive end at Morris Brown and was drafted in the first round of the 1977 NFL Draft by the Green Bay Packers... Johnson played 15 seasons in the NFL... Johnson was named to the Pro Bowl in 1978 and was named to the Green Bay Packers Hall of Fame in 1997... Born July 12, 1994.

YEAR-BY-YEAR STATS

DEFENSE

Year	Team	G	GS	Tack	Solo	Sack	INT	PD
2017	Was	13	0	13	10	0.0	0	0
2018	Was	8	0	2	1	0.0	0	0
2019	Was	9	5	61	36	1.0	0	1
Career		30	5	76	47	1.0	0	1

*Tackle stats according to STATS, LLC

ADDITIONAL

FF-FR: 0-1 in 2018; 0-1 in 2019

POSTSEASON

Year	Team	G	GS	Tack	Solo	Sack	INT	PD
2017	Was	3	0	4	3	0	0	0
Career		3	0	4	3	0	0	0

94



DARON PAYNE

DL

6-3 // 320

3rd NFL Season // Alabama

DOB: May 27, 1997 // Shades Valley H.S. (Irondale, Ala.)

TRANSACTIONS

Originally selected by Washington in the first round (13th overall) of the 2018 NFL Draft.

YEAR-BY-YEAR

2019 [WASHINGTON]

Appeared in 15 games with nine starts and notched 56 tackles (32 solo), two sacks and three tackles for loss... Tallied three tackles [two solo], one pass defense, one quarterback hit and a tackle for a loss in his season debut at PHI [9/8]... Tallied four tackles vs. DAL [9/15] and four vs. CHI [9/23]... Made six tackles in his 20th career start at NYG [9/29]... Recorded his first sack of the season vs. NE [10/6] and added a solo tackle... Notched three total tackles at MIA [10/13]... Had seven total tackles vs. SF [10/20]... Recorded another seven total tackles at MIN [10/24]... Notched two total tackles at BUF [11/3]... Recorded five total tackles and a pass defended vs. NYJ [11/17]... Inactive vs. DET [11/24]... Had three total tackles at CAR [12/1]... Recorded three total tackles, one tackle for loss and one sack at GB [12/8]... Active vs. PHI [12/15]... Recorded four total tackles vs. NYG [12/22]... Saw action and registered three tackles [two solo] at DAL [12/29].

2018 [WASHINGTON]

Started in all 16 games in which he appeared, recording 35 tackles (14 solo) with 5.0 sacks, three passes defended, eight quarterback hurries, six tackles for loss, one forced fumble and one fumble recovery... Made NFL debut in win at ARI [9/9] with first career start and recorded three tackles [two solo]... Tallied two tackles [one solo] vs. IND [9/16]... Recorded first career sack for a loss of four yards and finished with five tackles [four solo], one tackle for loss and one quarterback hit in a win vs. GB [9/23]... Registered four tackles [three solo], two quarterback hits, one tackle for loss, first career forced fumble and one sack for a loss of six yards at NO [10/8]... Tallied three tackles [two solo] in a win vs. CAR [10/14]... Notched four tackles [one solo], one quarterback hit and one pass defended in a win vs. DAL [10/21]... Registered four tackles [three solo] and one sack for a loss of six yards in a win at NYG [10/28]... Assisted on a tackle vs. ATL [11/4]... Notched two assisted tackles and a quarterback hit in a win at TB [11/11]... Tallied seven tackles [three solo] vs. HOU [11/18]... Recorded one sack, four tackles [three solo] and a pass defended at DAL [11/22]... Added one solo tackle at PHI [12/3]... Notched five tackles [three solo] and one sack vs. NYG [12/9]... Recorded his first career fumble recovery, plus two solo tackles at JAX [12/16]... Recorded three tackles [two solo] and a pass defended at TEN [12/22]... Recorded five tackles [five solo] vs. PHI [12/30].

COLLEGE

Played collegiately in 44 games at Alabama from 2015-17... Compiled 102 career tackles (39 solo), 5.0 tackles for loss, 3.0 sacks, five pass breakups, two fumble recoveries, one forced fumble and one interception... Integral part of defense that qualified for three consecutive College Football Playoff National Championship berths, including titles in 2015 and 2017... In 2017, totaled 53 tackles (21 solo), three pass breakups, one fumble recovery, 1.0 sack, one interception and one offensive touchdown in 14 games, earning first-team All-SEC honors from the Associated Press. Recorded first career interception in Sugar Bowl, returning it 21 yards

and capping the ensuing drive with a one-yard touchdown reception. Garnered Defensive MVP honors in both the Sugar Bowl and the College Football Playoff National Championship... As a sophomore in 2016, tallied 36 tackles (12 solo), 1.5 sacks and one pass breakup in 15 games and scored the first touchdown of his collegiate career at Ole Miss on a three-yard return of a fumble forced by Redskins linebacker Ryan Anderson... Appeared in all 15 games as a freshman in 2015, contributing 13 tackles (six solo), a half-sack and a forced fumble.

PERSONAL

Attended Shades Valley H.S. in Irondale, Ala., where he was rated as a five-star prospect and the No. 1 player in the state of Alabama by Rivals.com... Was named a five-star prospect by Scout.com... Named to the 2015 U.S. Army All-American Bowl... Honorable mention Alabama Sports Writers Association All-State selection... Participated in 2014 Alabama-Mississippi All-Star Game... Son of Ron Payne and Kemberly Smith... First name pronounced "duh-RON"... Born May 27, 1997.

YEAR-BY-YEAR STATS

DEFENSE

Year	Team	G	GS	Tack	Solo	Sack	PD	FF	FR
2018	Was	16	16	56	35	5.0	3	1	1
2019	Was	15	9	56	32	2.0	2	0	0
Career		31	25	112	67	7.0	5	1	1

*Tackle stats according to STATS, LLC

48



KEVIN PIERRE-LOUIS

LB

6-0 // 231

7th NFL Season // Boston College

DOB: Oct. 7, 1991 // King Low Heywood Thomas H.S. (Stamford, Conn.)

TRANSACTIONS

Traded to the Kansas City Chiefs on July 28, 2017... Signed with the New York Jets as an unrestricted free agent on March 23, 2018... Signed with the Chicago Bears as an unrestricted free agent on May 8, 2019... Signed with Washington as an unrestricted free agent on March 18, 2020.

YEAR-BY-YEAR

2019 (BEARS)

Appeared in 14 games with three starts, recording 32 tackles, two TFLs, three passes defended, one interception and four special teams tackles ... career-high 12 tackles and one TFL in Week 16 vs. KC ... inactive for Weeks 7-8.

2018 (JETS)

Played in nine games and totaled four solo tackles, one sack and one forced fumble... Suspend for one game on Sept. 1... Blocked a punt vs. TEN [12/02]... Registered first career sack at BUF [12/09].

2017 (CHIEFS)

Played in 14 games establishing a career high in defensive tackles [35] and special teams tackles [6] and two pass deflections... Set a season high with seven tackles to lead the team at DAL [11/05]... Tied his season high with seven tackles (four solo) at NYJ [11/30]... Registered three tackles and forced RB Derrick Henry to fumble the ball, recovered out of bounds vs. TEN in the Wild Card Game [01/06].

2016 (SEAHAWKS)

Appeared in 13 games collecting seven tackles on defense and four special teams tackles.

2015 (SEAHAWKS)

Played in 14 games (one start) making 12 tackles, five special teams tackles and one pass defended... Earned his first career start, producing a single game career high with 11 tackles vs. CAR [10/18].

2014 (SEAHAWKS)

Played in seven games, registering 10 tackles on defense and three special teams tackles... Accumulated a season high five tackles vs. NYG [11/09]... Made his NFL appearance making one tackle on special teams at DEN [09/21].

COLLEGE

Played at Boston College from 2010 to 2013, where he started all 44 games played at Boston College, tied for eighth in school history with 360 tackles ... Had eight sacks, deflected 11 passes and intercepted another, as he recovered two fumbles and forced one... As a senior earned All-Atlantic Coast Conference first-team honors from the Atlantic Coast Sports Media Association and the ACC Coaches... Started all 13 games as a true freshman, finishing second on the team with 93 tackles... Named first team All-ACC.

PERSONAL

Attended King Low Heywood Thomas in Stamford, Conn., where he played middle linebacker and fullback... He recorded 159 tackles in nine games in 2009... Also registered three interceptions, returning two for touchdowns, two sacks, two

forced fumbles and two fumble recoveries... Offensively, rushed for 914 yards and 13 touchdowns on 77 carries. He was selected as the 2009-10 Gatorade Football Player of the Year for the state of Connecticut... Born October 7, 1991.

YEAR-BY-YEAR STATS

DEFENSE

Year	Team	G	GS	Tack	Solo	Sack	INT	PD
2014	Sea	7	0	10	7	0	0	0
2015	Sea	14	1	12	3	0	0	1
2016	Sea	13	0	7	3	0	0	0
2017	KC	14	0	35	25	0	0	2
2018	NYJ	9	0	4	4	1.0	0	0
2019	Chi	14	3	32	22	0	1	3
Career		71	4	100	64	1.0	1	6

*Tackle stats according to STATS, LLC

ADDITIONAL

FF-FR: 0-1 in 2014, 1-0 in 2018

POSTSEASON

Year	Team	G	GS	Tack	Solo	Sack	INT	PD
2015	Sea	1	0	0	0	0	0	0
2016	Sea	2	0	0	0	0	0	0
2017	KC	1	0	5	3	0	0	0
Career		4	0	5	3	0	0	0

ADDITIONAL

FF-FR: 1-0 in 2017

64



ROSS PIERSCHBACHER

C

6-4 // 315

2nd NFL Season // Alabama

DOB: June 5, 1995 // Cedar Falls [Iowa] H.S.

TRANSACTIONS

Originally selected by Washington in the fifth round (153rd overall) of the 2019 NFL Draft.

YEAR-BY-YEAR

2019 [WASHINGTON]

Inactive in Weeks 1-3... Played on special teams at NYG [9/29]... Inactive vs. NE [10/6]... Active at MIA [10/13] and vs. SF [10/20]... Active at MIN [10/24] and at BUF [11/3]... Inactive vs. NYJ [11/17], vs. DET [11/24], at CAR [12/1], at GB [12/8], vs. PHI [12/15] and vs. NYG [12/22]... Inactive at DAL [12/29].

COLLEGE

Played collegiately at Alabama from 2015-18, starting a total of 57 career games at two different positions (left guard and center) along the Tide's offensive line... A member of two national championship teams during his time in Tuscaloosa, Ala... Originally started his first three years at left guard (42 games) before transitioning to starting center for his senior year in 2018 (15 games)... Started a total of eight games in the College Football Playoff... Following collegiate career, held the Alabama record for most career starts by a position player (57)... During his senior season in 2018, he earned second team All-American honors by the Associated Press, All-SEC first team by the Associated Press and was named a finalist for the Rimington Trophy, award given annually to the nation's top center... During his junior campaign, started all 13 games in which he played as a guard... Helped to anchor an offensive line that ranked second in the SEC and 13th nationally in rushing with 250.6 yards per game while also ranking second in the SEC and 15th nationally in scoring offense (37.1 ppg)... Awarded first team All-SEC honors by the Associated Press in 2017... Started in all 15 games as a sophomore in 2016, earning a second team All-SEC selection by the Associated Press... Started in all 15 games at left guard as a redshirt freshman in 2015, earning a selection to the SEC All-Freshman team.

PERSONAL

Attended Cedar Falls H.S. in Cedar Falls, Iowa where he was a three-time first team 4A All-State selection by the Des Moines Register... Garnered Elite All-State honors from the Des Moines Register in 2011, 2012 and 2013.. Son of Brad Pierschbacher... Earned degree in marketing... Last name pronounced "Peersh-BAY-ker"... Born on June 5, 1995.

YEAR-BY-YEAR STATS

GAMES/STARTS

Year	Team	G	GS
2019	Was	5	0
Career		5	0

18

**TREY QUINN****WR****6-0 // 200****3rd NFL Season // SMU****DOB: Dec. 7, 1995 // Barbe H.S. (Lake Charles, La.)****TRANSACTIONS**

Originally selected by Washington in the seventh round (256th overall) of the 2018 NFL Draft.

YEAR-BY-YEAR**2019 [WASHINGTON]**

Recorded four receptions for 33 yards including a four-yard touchdown... Also had an 11-yard punt return at PHI [9/8]... Recorded four receptions for 36 yards and added a nine-yard punt return vs. DAL [9/15]... Notched 30 yards on 5 receptions and 15 return yards vs. CHI [9/23]... Made two receptions for 10 yards at NYG [9/29]... Recorded three receptions for 15 yards vs. NE [10/6]... Recorded two receptions for eight yards at MIA [10/13] as well as two punt returns for 14 yards... Had 30 yards on two receptions vs. SF [10/20]... Recorded one reception for 15 yards at MIN [10/24]... Caught one pass for nine yards in a start at BUF [11/3]... Started vs. NYJ [11/17] and recorded two receptions for nine yards, two punt returns for nine yards and caught a two-point conversion... Returned two punts vs. DET [11/24]... Started at CAR [12/1] and returned two punts for five yards... Inactive at GB [12/8] and vs. PHI [12/15].

2018 [WASHINGTON]

Appeared in three games with two starts, recording 75 receiving yards and a touchdown on nine receptions. Returned four punts for 52 yards (13.0 avg.)... Made NFL debut and saw action on special teams and offense. Recorded two punt returns for 12 yards before leaving game with an ankle injury in win at ARI [9/9]... Placed on Reserve/Injured list on Sept. 12... Returned to the line up after the team activated him from the Reserve/Injured list. Recorded his first career reception and finished with four catches for 49 yards. vs. HOU [11/18]... Caught five passes for 26 yards and one touchdown. His 10-yard touchdown reception is the first score and touchdown reception of his career at DAL [11/22]... Inactive at PHI [12/3]... Placed on Reserve/Injured list with an ankle injury on Dec. 5.

COLLEGE

Finished his collegiate career at SMU in 2017 after starting his career at LSU... Appeared in 38 total games, compiling 136 receptions for 1,512 yards with 13 receiving touchdowns in his career... Was a first-team All-American Conference selection in 2017 after starting all 13 games at SMU and setting a school record with 114 receptions. Led the nation with 8.8 receptions per game and recorded 1,236 yards (No. 4 in school history) and 13 touchdowns (No. 2). In a three-game span against Houston, Cincinnati and UConn, became the first player in the Football Bowl Subdivision in this century to post at least 15 receptions in three straight games... Sat out the 2016 season per NCAA transfer rules... Played in 12 games with two starts at LSU in 2015, catching five passes for 83 yards... Started seven of the 13 games in which he played as a true freshman at LSU in 2014 and finished second on the team with 17 receptions for 193 yards.

PERSONAL

Attended Barbe H.S. in Lake Charles, La., where he became the nation's all-time leader in career receiving yards with 6,566... Holds the Louisiana state record for career recep-

tions (357) and receiving yards (6,566)... Named first-team All-USA by USA Today and was selected as a first-team Parade All-American... Recorded 1,967 receiving yards and 23 receiving touchdowns in his senior season, breaking Dorial Green-Beckham's national career receiving yards record... Earned Class 5A first-team all-state selections three times in his career (sophomore, junior and senior seasons)... Tallied 115 catches for 2,141 yards and 26 touchdowns as a junior and 67 catches for 1,220 yards and 12 touchdowns as a sophomore... Caught 67 passes for 1,238 yards and nine touchdowns as a freshman... Selected to the 2014 U.S. Army All-American Game... Was also an all-district performer in baseball and was part of the 2012 5A Baseball State Championship team... Was a two-time 5A state finalist in the 100-meter dash... Threw a no-hitter in the opening round of the 2008 Little League World Series in Williamsport, Pa., and helped his South Lake Charles Little League team to the U.S. title game before falling to Hawaii... Son of Angie and Dave Quinn. Grandfather is Bobby Keasler, who served as head football coach at McNeese State (1990-98) and Louisiana-Monroe (1999-2002)... Born Dec. 7, 1995.

YEAR-BY-YEAR STATS**RECEIVING**

Year	Team	GP	GS	Rec	Yds	Avg	Lg	TD
2018	Was	3	2	9	75	8.3	15	1
2019	Was	12	6	26	198	7.6	19	1
Career		15	8	35	273	7.8	19	2

PUNT RETURN

Year	Team	PR	Yds	Avg	Lg	TD
2018	Was	4	52	13.0	30	0
2019	Was	16	78	4.9	15	0
Career		20	130	6.5	30	0

39



JEREMY REAVES

S

5-11 // 200

3rd NFL Season // South Alabama

DOB: Aug. 29, 1996 // Pensacola Catholic H.S. (Pensacola, Fla.)

TRANSACTIONS

Originally entered the NFL with the Philadelphia Eagles as college free agent on May 11, 2018... Waived by the Eagles on September 1, 2018... Signed to Washington's practice squad on September 12, 2018... Waived by Washington on September 18, 2018... Signed to Washington's practice squad on October 22, 2018... Signed to Washington's active roster on December 19, 2018.

YEAR-BY-YEAR

2019 [WASHINGTON]

Recorded two total tackles at MIA [10/13] in his first game of the season... Active vs. SF [10/20]... Made his first career start at MIN [10/24] and notched three total tackles... Active at BUF [11/3]... Notched two total tackles vs. NYJ [11/17]... Made his second start at GB [12/8]... Active vs. PHI [12/15]... Recorded one special teams tackle in a contest vs. NYG [12/22]... Started and registered four tackles (two solo) and one pass defended at DAL [12/29].

2018 [EAGLES/WASHINGTON]

Signed with the Eagles as a college free agent and waived during final cuts prior to Week 1... Spent time on the Redskins' practice squad before being promoted to the team's active roster on Dec. 19... Appeared in the final two games of the season for the Redskins... Made his NFL debut at TEN [12/22]... Active vs. PHI [12/30].

COLLEGE

Played collegiately at South Alabama from 2014-17, where he amassed 301 total tackles (208 solo), 22 passes defended, eight interceptions, eight forced fumbles and two fumble recoveries in 45 games played... Earned the Sun Belt Defensive Player of the Year award during his senior campaign after racking up 104 total tackles (70 solo), three interceptions and 1.5 sacks... Earned an invite to the 2018 Reese's Senior Bowl, where he tallied eight solo tackles and an interception in the college all-star game... Was named to the first-team all-Sun Belt Conference in his junior year in 2016, after notching 85 total tackles (54 solo), a team-high seven passes defended and three interceptions... In his sophomore season, the defensive back was selected to the second-team all-Sun Belt Conference after finishing second on the team in total tackles (96) and tackles for loss (eight), both of which were career-highs in his 12 starts.

PERSONAL

Attended Pensacola Catholic H.S. in Pensacola, Fla., where he recorded 39 total tackles and five interceptions, helping the Crusaders go 12-1 towards a berth in the quarterfinals of the state 5A playoffs... Was selected as an honorable mention all-state while earning first-team all-area and all-Northwest Florida honors... Named first-team all-area after tallying 77 tackles, three interceptions, a forced fumble and a fumble recovery his junior season... Also lettered two years for the Crusader baseball team, helping the school to the championship game of the state 4A tournament his final season... Majored in sports and recreation management... Son of Michael Reese and Rose Hinton... Born Aug. 29, 1996.

YEAR-BY-YEAR STATS

DEFENSE

Year	Team	G	GS	Tack	Solo	Sack	INT	PD
2018	Was	2	0	0	0	0	0	0
2019	Was	9	3	11	6	0	0	1
Career		11	3	11	6	0	0	1

*Tackle stats according to STATS, LLC

86



RICHARD RODGERS II

TE

6-4 // 257

7th NFL Season // California

DOB: Jan. 22, 1992 // St. John's H.S. (Shrewsbury, Mass.)

TRANSACTIONS

Originally selected by the Green Bay Packers in the third round (98th overall) of the 2014 NFL Draft... Signed by the Philadelphia Eagles as an unrestricted free agent on April 4, 2018... Re-signed with the Eagles on March 28, 2019... Cut on September 11, 2019... Signed by Philadelphia on December 24, 2019... Signed with Washington as an unrestricted free agent on March 25, 2020.

PRO

Enters 2020 having previously appeared in 71 regular season games with 24 starts in his first six NFL seasons, gaining 1,173 yards on 121 receptions with 13 receiving touchdowns from 2014-19.

YEAR-BY-YEAR

2019 (EAGLES)

Appeared in one game after being placed in the Reserve/Injured List with a lower leg injury on Aug. 30.

2018 (EAGLES)

Saw action in 7 games primarily on special teams after missing the first 9 games of the regular season due to a knee injury.

2017 (PACKERS)

Played in 15 games and caught 12 passes for 160 yards (13.3 avg.) and 1 TD... Posted a season-high 4 receptions for a season-best 77 yards (19.3 avg.) and 1 TD at CAR [12/17]... His 19.3 yards per reception were a career high... Became the first Green Bay TE with 75+ yards in a game on 4-or-fewer receptions since Jeremichael Finley on 10/13/13 at Baltimore.

2016 (PACKERS)

Played in 16 games and produced 30 catches for 271 yards and 2 TDs in the regular season and added a 34-yard receiving TD in the playoffs.

2015 (PACKERS)

Appeared in 16 games with 12 starts and produced 58 catches for 510 yards and 8 TDs in the regular season and added 7 receptions for 56 yards in the playoffs... Ranked 5th among NFL TEs with a career-high 8 TDs (tied for 5th-most by a TE in Packers history), trailing only Tyler Eifert (13), Rob Gronkowski (11), Jordan Reed (11) and Gary Barnidge (9)... Became just the fourth TE in team history to record 55+ receptions (58) in a single season, joining Paul Coffman, Jeremichael Finley and Jackie Harris... Was one of only four NFL TEs in 2015 with 55+ receptions (58), 500+ receiving yards (510) and 8+ receiving TDs (8), joining Rob Gronkowski, Jordan Reed and Gary Barnidge... Registered postseason career highs in receptions (7) and receiving yards (56) during the Packers' playoff run... Set a single-game, regular-season record for receiving yards by a Packers TE (146) at DET [12/03], highlighted by his game-winning 61-yard TD on a Hail Mary pass from Aaron Rodgers on the final play of the game... The Hail Mary was the 2nd-longest come-from-behind, game-ending TD from scrimmage in the fourth quarter in NFL history, behind Lions QB Earl Morrall's 65-yard TD pass to TE Jim Gibbons on 12/4/60.

2014 (PACKERS)

Played in all 16 games as a rookie and totaled 20 catches for

225 yards and 2 TDs... Became the first Packers rookie TE to play in all 16 games since Bubba Franks in 2000... Posted 5 receptions for 48 yards and 1 TD in the playoffs.

COLLEGE

Appeared in 35 games (11 starts) during his three seasons at California and finished with 59 receptions for 896 yards (15.2 avg.) and 2 TDs. Played tight end for his first two seasons before moving to inside receiver as a junior in 2013.

PERSONAL

Attended St. John's High School in Shrewsbury, Mass., where he was named a Prep Star All-American after leading all Massachusetts Division C-1 players in receiving, sacks and scoring as a senior in 2010... Caught 65 passes for 1,064 yards (16.4 avg.) and 16 TDs for a 12-1 squad that won the state's Division IA Conference with a 5-0 league mark... At defensive end, he registered 35 tackles, 8.0 sacks, 1 INT, 4 FFs and 2 FRs... Was also named the Defensive MVP of the Division IA Conference as a junior in 2009 after posting 42 tackles, 3.0 sacks and 4 INTs, including one he returned 75 yards for a TD... Majored in American Studies at California... Father, Richard Sr., is the assistant defensive backs coach for Washington. Richard Sr. was a two-time All-Pacific-10 selection as a defensive back at California, where he was prominently involved in "The Play" against Stanford in 1982, making the last of five laterals. Richard Sr. went on to play three seasons (1987-88, 1992) in the Arena Football League... Uncle, Gill Byrd, was most recently the cornerbacks coach for the Tampa Bay Buccaneers... Cousin, Jairus Byrd, played safety for the Buffalo Bills (2009-13) and New Orleans Saints (2014-16)... Grandfather, Clyde Mashore, played pro baseball for five seasons (1969-73)... Uncle, Damon Mashore, played three MLB seasons (1996-98).

YEAR-BY-YEAR STATS

RECEIVING

Year	Team	GP	GS	Rec	Yds	Avg	Lg	TD
2014	GB	16	5	20	225	11.3	43	2
2015	GB	16	12	58	510	8.8	61t	8
2016	GB	16	6	30	271	9.0	22	2
2017	GB	15	1	12	160	13.3	36	1
2018	Phi	7	0	1	7	7.0	7	0
2019	Phi	1	0	0	0	0	0	0
Career		71	24	121	1173	9.7	61t	13

ADDITIONAL

Fumbles-Lost: 1-0 in 2014, 1-0 in 2015

Rushing: 1 att. for 11 yds. (2015)

POSTSEASON

Year	Team	GP	GS	Rec	Yds	Avg	Lg	TD
2014	GB	2	0	5	48	9.6	13t	1
2015	GB	2	2	7	56	8.0	15	0
2016	GB	3	0	1	34	34.0	34t	1
2018	Phi	2	0	0	0	0	0	0
2019	Phi	1	0	0	0	0	0	0
Career		10	2	13	138	10.6	34t	2

CAREER HIGHS

SINGLE-GAME

Receptions:	8, at Detroit (12/03/15)
Receiving Yards:	146, at Detroit (12/03/15)
Long (Receiving):	61t, at Detroit (12/03/15)
Receiving TD:	2, at Carolina (11/08/15)

73



CHASE ROULLIER

C

6-4 // 312

4th NFL Season // Wyoming

DOB: Aug. 23, 1993 // Burnsville [Minn.] H.S.

TRANSACTIONS

Originally selected by Washington in the sixth round (199th overall) of the 2017 NFL Draft.

YEAR-BY-YEAR

2019 [WASHINGTON]

Started in 14 games he appeared... Only allowed three sacks in 2019... Started at center at PHI [9/8] gave up no sacks contributing to an offense that racked up 398 yards and three touchdowns... Started at center and did not give up a sack vs. DAL [9/15]... Saw action vs the Bears [9/24]... Did not see action vs. NYG [9/29] due to injury... Saw action in matchup vs. NE [10/6]... Snapped and blocked for quarterback Case Keenum who threw for 13-of-25 for 116 yards and two touchdowns in a win over MIA [10/13]... Blocked for quarterback Case Keenum who threw for 77 yards going 9-for-12 in game vs. SF [10/20]... Blocked for quarterback Case Keenum as he went for 130 yards on 12-of-16 in game vs. MIN [10/24]... Snapped ball to QB Dwayne Haskins Jr. as he threw for 144 yards going 15-of-24 in game vs. BUF [11/4]... Started at center vs. NYJ [11/17]... Started at center as Quarterback Dwayne Haskins threw for 156 yards going 13-of-26 in a victory over DET [11/24]... Protected Quarterback Dwayne Haskins as he threw for 13-of-15 and 147 yards in a victory over CAR [12/1]... Snapped ball to Quarterback Dwayne Haskins as he threw for 170 yards going 16-of-26 in a contest vs. GB [12/8]... Did not give up a sack while protecting Quarterback Dwayne Haskins as he threw for 261 yards going 19-of-28 and contributed to an offense that finished with 362 yards total yards in a matchup vs PHI [12/15]... Snapped to Quarterback Dwayne Haskins Jr. as he threw for 133 yards and two touchdowns going 12-of-15 and Quarterback Case Keenum as he threw for 158 yards and one touchdown going 16-of-22 in a contest vs. NYG [12/22]... Started at center at DAL [12/29].

2018 [WASHINGTON]

Started in all 16 games in which he appeared, allowing only a half-sack on the season. One of three players on offense to start and play all 16 games... Started at center and helped the offense gain 429 yards in a win at ARI [9/9]... Started at center and appeared at right guard vs. IND [9/16]... Made first career start at left guard in the absence of Shawn Lauvao in a win vs. GB [9/23]... Started at left guard at NO [10/8]... Started at left guard in a win vs. CAR [10/14]... Started at center in a win vs. DAL [10/21]... Started at center in a win at NYG [10/28]... Started at center vs. ATL [11/4]... Started at center in a win at TB [11/11]... Started at center vs. HOU [11/18]... Started at center at DAL [11/22]... Started at center at PHI [12/3]... Started at center vs. NYG [12/9]... Started at center in win at JAX [12/16]... Started at center at TEN [12/22]... Started at center vs. PHI [12/30].

2017 [WASHINGTON]

Played in 13 games with seven starts as rookie... Made NFL debut on special teams vs. PHI [9/10]... Contributed on special teams in wins at LAR [9/17] and OAK [9/24]... Played on special teams at KC [10/2]... Contributed on special teams in a win vs. SF [10/15]... Played on offense and special teams at PHI [10/23]... Made first career start at center vs. DAL [10/29]... Started at center in a comeback win at SEA [11/5]... Started at center and played intermittently at guard as Kirk Cousins threw for 327 yards vs. MIN [11/12]... Started at cen-

ter and helped Washington produce both a 300-yard passer and 100-yard rusher at NO [11/19]... Inactive with a hand injury vs. NYG [11/23], at DAL [11/30] and at LAC [12/10]... Started at center in a win vs. ARI [12/17]... Started at center as the offense gained 386 yards in a win vs. DEN [12/24]... Started at center at NYG [12/31].

COLLEGE

Played collegiately at Wyoming from 2013-16, appearing in 48 career games for the Cowboys... Earned first-team all-conference honors at center as a senior in 2016, starting all 14 games in helping his team to appearances in the Mountain West Championship and the Poinsettia Bowl. Helped the Cowboys rank second in the conference in points per game (35.9)... Garnered second-team all-conference honors in 2015 after starting all 12 games at left guard. Helped running back Brian Hill set a single-season school record in rushing yards... As a sophomore in 2014, started all 12 games at left guard for the Cowboys, earning honorable mention all-conference honors... Played in 10 games with three starts as a freshman in 2013... Redshirted in 2012.

PERSONAL

Attended Burnsville [Minn.] H.S. nearby his hometown of Savage, Minn... He earned first-team all-state honors from the Associated Press as an offensive lineman his senior season, and was named honorable mention all-state as a defensive lineman... Named first-team All-Metro by the Minneapolis Star-Tribune and earned South Suburban Conference Lineman of the Year... Was voted as a team captain in both his junior and senior seasons... Was also a three-year letter-winner in basketball... Mechanical engineering major who was a perennial academic all-conference selection throughout his time at Wyoming and was named as a semifinalist for the Campbell Trophy, awarded to the nation's premier scholar-athlete... Son of DeeAnn and Mark Roullier. Has one older sister, Brienne... Last name pronounced "ROO-lee-ay"... Born Aug. 23, 1993.

YEAR-BY-YEAR

GAMES/STARTS

Year	Team	G	GS
2017	Was	13	7
2018	Was	16	16
2019	Was	14	14
Career		43	37

75



BRANDON SCHERFF

G

6-5 // 315

6th NFL Season // Iowa

DOB: Dec. 26, 1991 // Denison (Iowa) H.S.

HONOR ROLL

<< Three-time Pro Bowl selection (2016, 17, 19 seasons)
 << 2015 PFWA All-Rookie Team

TRANSACTIONS

Originally selected by Washington in the first round (fifth overall) of the 2015 NFL Draft... Had fifth-year option exercised by Washington on April 16, 2018.

PRO

Former fifth overall pick who earned his first career Pro Bowl berth in 2016... Enters 2020 having previously started all 65 regular season games and one postseason game since being drafted... Was a PFWA All-Rookie performer in 2015.

YEAR-BY-YEAR

2019 (WASHINGTON)

Played and started in 11 games... Placed on injured reserve on [12/17]... Only gave up one and half sacks in 2019... Started at right guard at PHI [9/8]... Started at right guard vs. DAL [9/15]... Saw action vs. CHI. [9/24]... Missed the Giants game due to an injury [9/29]... Did not play in matchup vs. NE [10/6]... Helped block quarterback Case Keenum who went for 13-of-25 for 116 yards and two touchdowns in a win over MIA [10/13]... Blocked for quarterback Case Keenum who threw for 77 yards going 9-for-12 in a contest vs. SF [10/20]... Blocked for quarterback Case Keenum as he went for 130 yards on 12-of-16 in game vs. MIN [10/24]... Blocked for QB Dwayne Haskins as he threw for 15-of-22 and 144 yards in contest vs. BUF [11/3]... Started at right guard vs. NYJ [11/17]... Started at right guard as Quarterback Dwayne Haskins threw for 156 yards going 13-of-26 in a victory over DET [11/24]... Protected Quarterback Dwayne Haskins as he threw for 13-of-15 and 147 yards in a victory over CAR [12/1]... Blocked for Quarterback Dwayne Haskins as he threw for 170 yards going 16-of-26 in a contest vs. GB [12/8]... Did not participate in Week 15 matchup vs. PHI [12/15] due to injury... Placed on injured reserve [12/17].

2018 (WASHINGTON)

Started in all eight games in which he appeared, allowing only one sack on the season... Started at right guard and helped execute 429 yards on offense in a win at ARI [9/9]... Started at right guard vs. IND [9/16]... Made start at right guard in a win vs. GB [9/23]... Started at right guard at NO [10/8]... Started at right guard and helped team rush for 138 yards in a win vs. CAR [10/14]... Started at right guard in a win vs. DAL [10/21]... Started at right guard and assisted in Adrian Peterson's 64-yard touchdown run in a win at NYG [10/28]... Started at right guard before leaving game with chest injury vs. ATL [11/4]... Placed on Reserve/Injured list on Nov. 5.

2017 (WASHINGTON)

Started all 14 games in which he appeared, earning his second Pro Bowl selection... Started at right guard vs. PHI [9/10]... Started at right guard and helped Washington record the NFL's first 200-yard rushing game (229) of the 2017 season at LAR [9/17]... Started at right guard in a win vs. OAK [9/24], helping Washington to a 472-128 advantage

in total yards, the team's largest differential in regular season play since Dec. 15, 1974... Started at right guard at KC [10/2], helping Washington post their first sack-free game of the season... Started at right guard and helped the offense to 419 yards in a win at SF [10/15]... Started at right guard at PHI [10/23], helping Kirk Cousins throw for 303 yards... Inactive with knee and back injuries vs. DAL [10/29]... Active but did not play at SEA [11/5] while still recovering from a knee injury... Started at right guard as Kirk Cousins threw for 327 yards vs. MIN [11/12]... Started at right guard and helped Washington produce both a 300-yard passer and 100-yard rusher at NO [11/19]... Started at right guard in a Thanksgiving win vs. NYG [11/23]... Started at right guard at DAL [11/30] and at LAC [12/10]... Started at right guard in a win vs. ARI [12/17]... Started at right guard as the offense gained 386 yards in a win vs. DEN [12/24]... Started at right guard at NYG [12/31].

2016 (WASHINGTON)

Started all 16 games at right guard, joining Chris Samuels (2000-01) and Jon Jansen (1999-2000) as the only Washington offensive linemen to open their careers by starting 16 games in each of their first two NFL seasons. Earned first career Pro Bowl selection... Part of an offensive line that led Washington to team records in total net yards (6,545), net passing yards (4,758) and yards per play (6.40) while allowing only 23 sacks, fourth-fewest in the NFL... Started at right guard vs. PIT [9/12] and helped Washington hold the Steelers without a sack on 43 team pass attempts... Started at right guard vs. DAL [9/18], helping the offense post 432 yards of offense... Started at right guard in a win at NYG [9/25], contributing to a 403-yard effort... Started at right guard in wins vs. CLE [10/2] and at BAL [10/9]... Started at right guard in a win vs. PHI [10/16], guiding the offense to 230 rushing yards, its highest total since 2012... Started at right guard in a 413-yard offensive performance at DET [10/23]... Started at right guard in a tie against CIN [10/30] in London, helping the offense record 546 yards of offense, the team's largest offensive output since a 559-yard effort vs. Atlanta on Nov. 10, 1991... Started at right guard in a win vs. MIN [11/13]... Started at right guard in a win vs. GB [11/20], helping Washington post 515 total yards, the team's most in a non-overtime game since Week 11 of the 1991 season... Started at right guard at DAL [11/24], holding the Cowboys without a sack and helping the offense to consecutive 500-yard performances for the first time in team history... Started at right guard at ARI [12/4]... Started at right guard in a win at PHI [12/11]... Started at right guard and helped Kirk Cousins throw for 315 yards vs. CAR [12/19]... Started at right guard and helped Washington to 200-plus yards both on the ground and in the air in a win at CHI [12/24]... Started at right guard in season finale vs. NYG [1/1].

2015 (WASHINGTON)

Started all 16 regular season games and one postseason game played by the organization, earning PFWA All-Rookie honors. Missed only one offensive snap on the year, exiting the field momentarily after losing his shoe... Became only the third rookie offensive lineman to start 16 games for Washington (Jon Jansen in 1999 and Chris Samuels in 2000)... Started at right guard in NFL debut and helped Washington rush for 161 yards vs. MIA [9/13]... Helped Washington post 182 rushing yards in a start at right guard vs. STL [9/20]... Started at right guard at NYG [9/24]... Started at right guard vs. PHI [10/4], helping the offense go 90 yards on its final drive for a come-from-behind victory... Started

at right guard at ATL (10/11) and at NYJ (10/18)... Started at right guard in the largest comeback win (24 points) in team history vs. TB (10/25)... Started at right guard at NE (11/8)... Started at right guard vs. NO (11/15), blocking for Washington's first combined 300-yard passing game/200-yard rushing game since Super Bowl XXII... Started at right guard at CAR (11/22)... Started at right guard and helped Kirk Cousins throw for his fourth 300-yard game of the season in a win vs. NYG (11/29)... Started at right guard vs. DAL (12/7)... Started at right guard in a win at CHI (12/13)... Started at right guard for Cousins' team-record-setting sixth 300-yard passing game of the season in a win vs. BUF (12/20)... Started at right guard in a division-clinching win at PHI (12/26)... Started at right guard in regular season finale at DAL (1/3)... Started at right guard in NFC Wild Card Round vs. GB (1/10).

COLLEGE

Played collegiately at Iowa from 2011-14, appearing in 43 games with 36 starts after a redshirt year in 2010... Returned for his senior season in 2014 and started all 13 games, receiving the Outland Trophy, which is awarded annually to the nation's most outstanding interior lineman. Earned unanimous consensus All-American honors and was named first-team All-Big Ten for the second consecutive season. Also won the Rimington-Pace Offensive Lineman of the Year award in the Big Ten Conference... Started in all 13 games in which he appeared as a junior in 2013, earning second-team All-American honors from the Football Writers Association of America and earned first-team All-Big Ten honors from league coaches, Sporting News, Phil Steele and others... As a sophomore in 2012, started in all seven games in which he appeared and played every offensive snap in six games... Started in three of the 10 games in which he appeared as a freshman in 2011... Redshirted in 2010.

PERSONAL

Attended Denison (Iowa) H.S., where he was a five-sport athlete who competed in football, basketball, baseball, tennis and track and field... Played offensive and defensive lineman in his final two seasons after playing quarterback as a sophomore... Earned first team all-state honors on offense as a senior and was second team all-state on defense as a junior... Collected 31 solo tackles and 51 assists with 16 tackles for loss as a team captain as a senior. Recorded 200 receiving yards and five touchdown receptions at tight end as a junior a year after passing for 1,200 yards as a sophomore... Earned first team all-district, all-conference and all-state honors in baseball... Holds school shot put record and won state title in the event as a sophomore, while placing third as a freshman and second as a junior... Is an avid fisherman and hunter... Earned degree in Sports Studies and intends to be a coach following his playing career... Son of Cindy and Bob Scherff... Married to his wife, Jenni, with whom he welcomed his first son, Easton, in fall 2017... Last name pronounced "SCHER-eff"... Born Dec. 26, 1991.

YEAR-BY-YEAR STATS

GAMES/STARTS

Year	Team	G	GS
2015	Was	16	16
2016	Was	16	16
2017	Was	14	14
2018	Was	8	8
2019	Was	11	11
Career		65	65

POSTSEASON

Year	Team	G	GS
2015	Was	1	1
Career		1	1

71



WES SCHWEITZER

G

6-4 // 300

5th NFL Season // San Jose State

DOB: Sept. 11, 1993 // Chaparral H.S. (Scottsdale, Ariz.)

TRANSACTIONS

Originally selected by the Atlanta Falcons in the sixth round (195th overall) of the 2016 NFL Draft... Signed by Washington as an unrestricted free agent on March 18, 2020.

YEAR-BY-YEAR

2019 (FALCONS)

Played in 15 games making 7 starts.

2018 (FALCONS)

Played in 15 games making 13 starts, blocking for an offense that averaged 389.1 yards and 6.16 yards per play, the sixth-best mark in the NFL.

2017 (FALCONS)

Played and started in all 16 games and blocked for an offense that averaged 364.8 yards and 5.93 yards per play, the third-best mark in the NFL.

2016 (FALCONS)

Was on the active roster but inactive for all 16 games.

COLLEGE

Played in 38 games for San Jose State, including 37 straight between 2013 and 2015... During his senior season, blocked for a team that averaged 27.9 points per game, 182.9 rushing yards per game and 221.7 passing yards per game... Was one of four co-captains on last year's team and was a four-time academic all-conference honoree... Played in all 13 games in 2014 and anchored a unit that had three freshman starters... Named the team's Scholar Athlete for the third year in a row... One of three offensive linemen to play and start all 12 games in 2013... Was a key member of an offensive line that helped set a school record, averaging 493.2 yards of total offense per game... Played in seven games with one start at left tackle as a redshirt freshman in 2012... Named the team's Scholar Athlete at the team's annual awards banquet.

PERSONAL

Attended Chaparral High in Scottsdale, Ariz., where he was a versatile offensive lineman... Led his teams to a combined 27-1 win loss record in 2009 and 2010 in Class 5A2 competition... As a senior, was an all-state selection by multiple outlets and was a first team all-city and all-region player. Born September 11, 1993.

YEAR-BY-YEAR STATS

GAMES/STARTS

Year	Team	G	GS
2017	Atl	16	16
2018	Atl	15	13
2019	Atl	15	7
Career		46	36

POSTSEASON

Year	Team	G	GS
2017	Atl	2	2
Career		2	2

97



TIM SETTLE

DT

6-3 // 308

3rd NFL Season // Virginia Tech

DOB: July 11, 1997 // Stonewall Jackson H.S. (Manassas, Va.)

TRANSACTIONS

Originally selected by Washington in the fifth round (163rd overall) of the 2018 NFL Draft.

YEAR-BY-YEAR

2019 [WASHINGTON]

Played in 15 games and started one... Finished season with 14 total tackles [nine solo], two sacks, five quarterback hits and two tackles for loss... Recorded a solo tackle at PHI [9/8]... Made his first career start and recorded a solo tackle vs. DAL [9/15]... Saw action vs. CHI [9/24]... Recorded one solo tackle vs. NYG [9/29]... Logged his first career sack and recorded one solo tackle in game vs. NE [10/6]... Saw game action in a win over MIA [10/13]... Logged game time in a game vs. SF [10/20]... Raked in one tackle in contest vs. MIN [10/24]... Recorded one tackle in game vs. BUF [11/4]... Inactive vs. NYJ [11/17]... Logged one tackle in a victory over DET [11/24]... Logged three tackles [two solo] in a victory over CAR [12/1]... Notched one quarterback hit in a contest vs. GB [12/8]... Logged two tackles in a matchup vs. PHI [12/15]... Notched two solo tackles, one sack, one tackle for loss, and two quarterback hits in a matchup vs. NYG [12/22]... Saw action at DAL [12/29].

2018 [WASHINGTON]

Appeared in all 16 regular season games, registering eight-tackles [six solo] and a tackle for loss... Made NFL debut and saw action on defense in win at ARI [9/9]... Appeared on defense and special teams vs. IND [9/16]... Contributed on special teams in a win vs. GB [9/23]... Appeared on defense and special teams at NO [10/8]... Contributed on special teams in a win vs. CAR [10/14]... Contributed on defense and special teams in a win vs. DAL [10/21]... Contributed on defense and special teams in a win at NYG [10/28]... Appeared on special teams vs. ATL [11/4]... Contributed on defense and special teams in a win at TB [11/11]... Contributed on defense and special teams vs. HOU [11/18]... Recorded three solo tackles, including the first of his career at DAL [11/22]... Tallied one solo tackle at PHI [12/3]... Notched one assisted tackle vs. NYG [12/9]... Contributed on defense and special teams at JAX [12/16]... Tallied one solo tackle at TEN [12/22]... Tallied two tackles [one solo] vs. PHI [12/30].

COLLEGE

Played collegiately at Virginia Tech, collecting 53 tackles (28 solo), 19.5 tackles for loss and 4.0 sacks in 27 games across the 2016-17 seasons... Started all 13 games for the Hokies as a redshirt sophomore in 2017 and compiled 36 tackles (21 solo), 12.5 tackles for loss, 4.0 sacks and one blocked kick. Earned second-team All-ACC honors... In 2016, played in 14 games, contributing 17 tackles (seven solo) and 7.0 tackles for loss. Also blocked a kick against East Carolina... Redshirted in 2015.

PERSONAL

Attended Stonewall Jackson H.S. in Manassas, Va., approximately 25 miles from Washington team headquarters in Ashburn, Va... Recorded 72 tackles (including 25 for loss), three sacks, two fumble recoveries and 10 pass deflections at nose tackle as a senior... Was a first-team All-Met selection by The Washington Post in each of his final two sea-

sons... Was a 2014 American Family Insurance All-USA Virginia Football Team selection and a second-team Class 6A North Region selection... Was a four-star recruit, according to Rivals.com... Played part of his prep career at Stonewall Jackson with fellow 2018 Washington draftee Greg Stroman... Also participated in baseball at Stonewall Jackson... Son of Tim Settle Sr., and Paula Washington... Majored in communication studies... Born July 11, 1997.

YEAR-BY-YEAR STATS

DEFENSE

Year	Team	G	GS	Tack	Solo	Sack	PD	FF	FR
2018	Was	16	0	8	6	0.0	0	0	0
2019	Was	15	1	14	9	2.0	0	0	0
Career		30	1	22	15	2.0	0	0	0

*Tackle stats according to STATS, LLC

89

**CAM SIMS****WR****6-5 // 220****3rd NFL Season // Alabama****DOB: Jan. 6, 1996 // Ouachita Parish H.S. (Monroe, La.)****TRANSACTIONS**

Originally entered the NFL with Washington as a college free agent on May 2, 2018.

YEAR-BY-YEAR**2019 (WASHINGTON)**

Played in seven games and started one... Logged two catches for 27 yards... Active vs. NE [10/6] and vs. NYJ [11/17]... Did not see any game action vs. DET [11/24]... Played two percent of offensive snaps and 33 percent of special teams in a victory over CAR [12/1]... Saw game time in a contest vs. GB [12/8]... Saw game action in a contest vs. PHI [12/15]... Caught one ball for 15 yards in a contest vs. NYG [12/22]... Made first career start and caught one pass for 12 yards in a matchup vs. DAL [12/29].

2018 (WASHINGTON)

Appeared in one contest... Made NFL debut and appeared on special teams before leaving game due to an ankle injury in win at ARI [9/9]... Placed on Reserve/Injured list with an undisclosed injury on Sept. 11.

COLLEGE

Played collegiately at Alabama from 2014-17, appearing in 53 games for the Crimson Tide. Caught 41 career passes for 467 yards with two touchdowns... Totaled 14 catches for 207 yards and a touchdown in Alabama's national championship season in 2017... Recorded 14 receptions for 152 yards as a junior in 2016... Helped the Tide to a national championship as a sophomore in 2015, catching six passes for 46 yards in 13 games... Played in 12 games as a freshman, catching seven passes for 46 yards, including a four-yard touchdown reception.

PERSONAL

Attended Ouachita Parish H.S. in Monroe, La., where he was a Louisiana Sports Writers Association 5A All-State honorable mention selection in both 2012 and 2013... Caught 39 passes for 948 yards and eight touchdowns as a junior in 2012, averaging 24.3 yards per catch... Was a consensus four-star prospect... Participated in the Under Armour All-American Game... Son of Chastity Butler. Has one daughter, Kameryn... Born Jan. 6, 1996.

YEAR-BY-YEAR STATS**RECEIVING**

Year	Team	GP	GS	Rec	Yds	Avg	Lg	TD
2018	Was	1	0	0	0	0	0	0
2019	Was	7	1	2	27	13.5	15	0
Career	Was	8	1	2	27	13.5	15	0

15



STEVEN SIMS JR.

WR

5-10 // 190

2nd NFL Season // Kansas

DOB: March 31, 1997 // Travis H.S. [Houston, Texas]

TRANSACTIONS

Originally entered the NFL with Washington as a college free agent on April 30, 2019.

YEAR-BY-YEAR

2019 [WASHINGTON]

Played in 16 games started in two... Finished rookie season with 85 rushing yards on nine carries with one touchdown and 310 receiving yards on 34 catches with four touchdowns which is tied for eighth among rookies wideouts... Returned a 91-yard kick for a touchdown on which was tied sixth longest among all kick returners in the NFL... Tied for second among returners with 819 return yards... Made his NFL debut and had three kick returns for 46 yards at PHI [9/8]... Recorded his first career reception for three yards and tallied 16 rushing yards on three carries vs. DAL [9/15]... Recorded 102 return yards on three kicks in a game vs. CHI [9/24]... Notched 37 yards on two returns in contest vs. NYG [9/29]... Notched his first career touchdown on a 65-yard run, the second-longest touchdown run by a Redskins rookie, and recorded two catches for one yard vs. NE [10/6]... Logged 21 yards on one kick return and one yard off one carry in a win over MIA [10/13]... Raked in three catches for five yards, one rush for no gain and 63 yards on three kick returns in a contest vs. SF [10/20]... Recorded two kick returns for 54 yards in a game vs. MIN [10/24]... Notched one catch for 12 yards and three kick returns for 56 yards in a matchup vs. BUF [11/3]... Recorded two receptions for six yards and six kick returns for 143 yards vs. NYJ [11/17]... Logged 124 return yards including a 91-yard touchdown return in a victory over DET [11/24]... Caught three balls for 29 yards in a victory over CAR [12/1]... Caught four balls for 40 yards and recorded six yards on one punt return in a matchup vs. GB [12/8]... Caught five passes for 45 yards, tallied one touchdown, returned the ball on kickoffs for 89 yards and eight yards in punt returns in a contest vs. PHI [12/15]... Played a career game, recorded two touchdowns, six catches for 64 yards, rushed for nine yards on two carries and 25 kick return yards in a matchup vs. NYG [12/22]... Caught five balls for 81 yards and one touchdown in a matchup at DAL [12/29].

COLLEGE

Played collegiately at Kansas from 2015-18, appearing in 47 games for the Jayhawks... Totaled 2,582 career yards on 214 receptions and 19 touchdowns, averaging 12.1 yards a catch... Moved to third on Kansas all-time receiving yards list as a senior in 2018 (2,271)... Led Kansas in both receptions (59) and receiving yards (839) as a junior. Recorded a career-best 233-yards receiving on a career-high nine catches against Kansas State, the most from the program since 2009... Set a career-long reception with a 77-yard catch and run against SEMO in 2017... Started 11 games as a sophomore, catching 72 passes for 859 yards and seven touchdown receptions, listing ninth on Kansas's single-season receiving yardage list. Ranked fourth in the Big 12 with 6.0 receptions-per-game... Played in 11 games as a true freshman, starting six. Caught a team second-best 30 passes for 349 yards and two scores... Caught at least one pass in every game played in his first season.

PERSONAL

Attended Travis H.S. in Houston, Texas, where he earned first-team all-district honors his senior season... Made 73 catches for 1,117 yards and 15 touchdowns in 2012-13... Caught 64 passes for 923 yards and 14 touchdowns while rushing 28 times for 214 yards, adding five scores in his senior season alone... Named a finalist for the Houston Touchdown Club Offensive Player of the Year... Majored in liberal arts and sciences... Son of Nytasha and Steven Sims Sr... Born March 31, 1997.

YEAR-BY-YEAR STATS

RUSHING

Year	Team	GP	GS	Att	Yds	Avg	Lg	TD
2019	Was	16	2	9	85	9.4	65t	1
Career		16	2	9	85	9.4	65t	1

RECEIVING

Year	Team	GP	GS	Rec	Yds	Avg	Lg	TD
2019	Was	16	2	34	310	9.1	65	4
Career	Was	16	2	34	310	9.1	65	4

KICK RETURN

Year	Team	KR	Yds	Avg	Lg	TD
2019	Was	32	819	25.6	91t	1
Career		32	819	25.6	91t	1

PUNT RETURN

Year	Team	PR	Yds	Avg	Lg	TD
2019	Was	6	26	4.3	11	0
Career		6	26	4.3	11	0

11



ALEX SMITH

QB

6-4 // 215

16th NFL Season // Utah

DOB: May 7, 1984 // Helix H.S. (La Mesa, Calif.)

HONOR ROLL

- << Offensive Captain [2018]
- << Three-time Pro Bowl selection (2013, 2016-17 seasons)
- << 49ers Ed Block Courage Award (2011)
- << USA Today All-Joe Team (2011)
- << NFL Top 100 Players (No. 81 after 2015, No. 81 after 2016)
- << Washington Ed Block Courage Award (2019)

TRANSACTIONS

Originally selected by the San Francisco 49ers in the first round (1st overall) of the 2005 NFL Draft... Re-signed with the 49ers on July 29, 2011... Re-signed with the 49ers on March 21, 2012... Traded to the Kansas City Chiefs on March 12, 2013... Re-signed with the Chiefs on August 31, 2014... Traded to Washington on March 14, 2018... Signed multi-year contract extension with Washington on March 15, 2018... Placed on the Physically Unable to Perform List on August 31, 2019.

PRO

Appeared in 166 regular season games (161 starts) and seven postseason games (all starts)... Completed 3,082-of-4,941 passes for 34,068 yards with 193 touchdowns and 101 interceptions for a passer rating of 87.3 in 15 NFL seasons with San Francisco (2005-12), Kansas City (2013-17) and Washington (2018)... In 2013, joined a Chiefs squad that went 2-14 a year earlier and then led the franchise to 11, 9, 11, 12 and 10 wins, respectively, and led the team to four postseason berths in his five seasons in Kansas City... One of only three NFL quarterbacks to win 50+ games as a starter across the 2013-17 seasons (Tom Brady and Russell Wilson)... Joined Washington in 2018 having recorded at least 320 pass attempts and single-digit interceptions in six straight seasons from 2013-18, the longest streak in NFL history. As of the end of the 2018 season, no other NFL quarterback had ever posted more than four such consecutive seasons.

YEAR-BY-YEAR

2018 (WASHINGTON)

Started the first 10 games of the season before being placed on the Reserve/Injured list with a right leg injury... Completed 205-of-328 passes for 2,180 yards with 10 touchdowns and five interceptions... Made Washington debut completing 21-of-30 passes for 255 yards with two touchdowns for a 118.1 passer rating. Recorded 14 rushing yards on eight attempts in win at ARI [9/9]... Threw for 292 yards, completing 33-of-46 passes for an 88.3 passer rating vs. IND [9/16]... Led an eight play, 98-yard scoring drive, which was the first time since Washington has recorded a scoring drive of 98 or more yards since Oct. 31, 1999. Finished with 12 completions for 220 yards with two touchdowns and one interception for a passer rating of 110.4 in a win vs. GB [9/23]... Connected on 23-of-39 passes for 275 yards, scored one rushing touchdown and had one interception for a 69.9 passer rating at NO [10/8]. The touchdown was the 15th rushing touchdown of his career... Completed 21-of-36 pass attempts for 163 yards and two touchdowns with a passer rating of 88.1 and rushed six times for 13 yards in a win vs. CAR [10/14]... Completed 14-of-25 pass attempts for 178 yards and one touchdown for a passer rating of 91.8. With his 23-yard touchdown pass to running back Kapri Bibbs, Smith [33,271] passed Steve

Young [33,124] for 35th on the NFL's all-time list in career passing yards in a win vs. DAL [10/21]... Completed 20-of-32 pass attempts for 178 yards and one touchdown for a passer rating of 87.8 in a win at NYG [10/28]... Completed 30-of-46 pass attempts for 306 yards, one interception and one touchdown for a passer rating of 82.3 and rushed for 22 yards on one carry. It was his first 300-yard passing game as a member of Washington vs. ATL [11/4]... Completed 19-of-27 pass attempts for 178 yards and one touchdown and finished with a passer rating of 100.5. With the touchdown pass, he [193] entered the top 50 on the NFL's all-time passing touchdowns list, passing No. 50 Bob Griese (192) in a win at TB [11/11]... Completed 12-of-27 pass attempts for 135 yards with two interceptions and rushed for 33 yards on four carries. Left game after suffering leg injury vs. HOU [11/18]... Placed on Reserve/Injured list with a leg injury on Nov. 19.

2017 (CHIEFS)

Started all 15 games in which he appeared, missing only a Week 17 contest after the team had already clinched its second straight AFC West title... Recorded career highs in completions (341), passing yards (4,042), passing touchdowns (26) and passer rating (104.7) while throwing only five interceptions, earning his third career Pro Bowl selection... His 5.2 touchdowns per interception were the best in the NFL in 2017 and the 15th-best in NFL history... Led the NFL in passer rating (104.7), becoming the first Chief to lead a league in that category since Len Dawson (98.6) led the AFL in 1968... Recorded five 300-yard games, a career high... Earned AFC Offensive Player of the Week honors after completing 28-of-35 passes for 368 yards with four touchdowns and no interceptions in an opening night win at NE [9/7]... Threw for 324 yards, completing 29-of-37 passes in pushing the Chiefs to a 5-0 start at HOU [10/8]... Opened the season with eight straight games without an interception before throwing one in Week 9 at DAL. Including the end of the 2016 season, threw 297 passes between interceptions, the second-longest streak of his career and the fifth-longest streak in NFL history... Set an NFL record for the most pass attempts to open a season without an interception (287)... Recorded his second four-touchdown, zero-interception performance of the season at NYJ [12/3]. Also recorded a career-long 70-yard rush in the contest... Completed 24-of-33 passes for 264 yards with two touchdowns and no interceptions in the AFC Wild Card Round vs. TEN [1/6].

2016 (CHIEFS)

Appeared in 15 games with 15 starts, completing 328-of-489 passes for 3,502 yards with 15 touchdowns and eight interceptions... Helped guide the team to a 12-4 record and its first AFC West title since 2010, earning a first-round bye... Also rushed for five touchdowns, tying Steve Bono's franchise record by a quarterback (five in 1995)... Earned his second career Pro Bowl selection... Opened the season with an overtime win at SD [9/11], completing 34-of-48 passes for a season-best 363 yards with two touchdowns and an interception... Set a Chiefs record by completing 86.4 percent of his passes (19-of-22) at OAK [10/16]... Engineered his second fourth-quarter comeback win of the season at CAR [11/13], leading the team to 17 unanswered points to overcome a 17-3 deficit after three quarters in a 20-17 victory... Added his third fourth-quarter comeback win of the season at DEN [11/27]. Tied the game with a touchdown pass and two-point conversion with 12 seconds remaining, and then led the Chiefs on two field goal drives in overtime for the win.

2015 (CHIEFS)

Started all 16 games, completing 307-of-470 passes for 3,486 yards with 20 touchdowns and seven interceptions, helping Kansas City to an 11-5 record and a postseason berth... Also rushed 84 times for 498 yards, breaking his own franchise records by a quarterback... Was one of two recipients of the club's Derrick Thomas Award, given to the team's Most Valuable Player... Led the team to 10 consecutive victories down the stretch after the team opened the season 1-5... Threw three touchdowns and no interceptions in season-opening win at HOU (9/13)... Threw a career-high 386 yards on 31-of-45 passes at CIN (10/4)... Did not throw an interception in Weeks 4-13, eventually snapping the streak with a pick in Week 14 at SD (12/13). His 312 pass attempts without an interception represented the second-longest streak in NFL history, trailing only Tom Brady (358)... Completed a season-high 84.0 percent of passes (21-of-25) at BAL (12/20)... Guided the Chiefs to a 30-0 win in the AFC Wild Card Round at HOU (1/9), completing 17-of-22 passes for 190 yards with one touchdown and one interception... Completed 29-of-50 passes for 246 yards with one touchdown in AFC Divisional Round at NE (1/16).

2014 (CHIEFS)

Started all 15 games in which he played, completing 303-of-464 passes for 3,265 yards with 18 touchdowns and six interceptions... Helped the Chiefs finish the season 9-7... Threw three touchdown passes and no interceptions in consecutive games at MIA (9/21) and vs. NE (9/29). Eclipsed a passer rating of 135.0 in both contests... Recorded a season-high 311 yards in his final game of the season in Week 16 at PIT... Missed Week 17 with a lacerated spleen.

2013 (CHIEFS)

Earned his first Pro Bowl selection after inheriting a 2-14 team and helping lead the franchise to an 11-5 record and a postseason berth... Started all 15 games in which he played and established then-career-highs for attempts (508) and then completions (308), eclipsing the 500-attempt and 300-completion marks for the first time in his career... Set a then-franchise record for most rushing yards in a single season by a quarterback, racking up a career-high 431 yards on 76 carries (5.7 avg.)... Became only the second quarterback in Chiefs history to win his first nine starts with the team, joining Mike Livingston (1969-72)... Recorded three-touchdown games vs. NYG (9/29) and vs. SD (11/24)... Tallied his first career perfect 158.3 passer rating (min. 20 att.) at OAK (12/15). Completed 17-of-20 passes for 287 yards with five touchdowns and no interceptions and became only the second Chiefs player to record a perfect 158.3 passer rating in a game (min. 20 att.), joining Trent Green, who accomplished the feat on Dec. 14, 2003... Threw for postseason franchise records in attempts (46), completions (30), yards (378) and touchdowns (four) in the AFC Wild Card Round at IND (1/4). His 378 yards and four touchdown passes broke franchise marks set by Joe Montana.

2012 (49ERS)

Played in 10 games with nine starts, completing 153-of-218 for 1,737 yards with 13 touchdowns and five interceptions... Led the Niners to a 6-2-1 record in his nine starts, helping the team en route to an 11-4-1 record, an NFC West title, an NFC Championship and a berth in Super Bowl XLVII... Engineered a 45-3 win vs. BUF (10/7), completing 18-of-24 passes for 303 yards with three touchdowns and no interceptions... Earned NFC Offensive Player of the Week honors in Week 8 at ARI (10/29) after completing 18-of-19 passes (94.7 percent) for 232 yards with three touchdowns and no interceptions... Suffered a concussion in a Week 10 tie vs. STL (11/11).

2011 (49ERS)

Led the 49ers to a 13-3 regular season record and a trip to their first NFC Championship Game since 1994... Started all 16 regular season games, completing 273-of-445 passes for 3,144 yards with 17 touchdowns and five interceptions... Also posted then-career highs with 52 rushing attempts for 179 yards with two rushing touchdowns... Started both post-season contests, throwing for 495 yards, five touchdowns and no interceptions... Did not throw an interception in the final five games of the season... Named the Comeback Player of the Year by Rick Gosselin of The Dallas Morning News and also earned Ed Block Courage Award and USA Today All-Joe Team honors... During the campaign, became the sixth quarterback in San Francisco franchise history to pass for more than 10,000 yards in a career... Led six fourth-quarter comebacks, including four on the road. His four come-from-behind road victories tied the franchise record set by Joe Montana in 1989... Set a franchise record for fewest interceptions in a season with five (min. 400 attempts) in 2011... Led the Niners a 36-32 win in NFC Divisional Round vs. NO (1/14), completing 24-of-42 passes for 299 yards with three touchdowns and no interceptions. Took a late 29-24 lead with a 28-yard touchdown run with 2:11 remaining, and after a New Orleans touchdown drive in response, engineered a seven-play, 85-yard drive culminating in a 14-yard game-winning touchdown pass to Vernon Davis with nine seconds remaining... Threw two touchdown passes in an overtime loss vs. NYG (1/22) in the NFC Championship Game.

2010 (49ERS)

Started 10 of the 11 games in which he played, completing 204-of-342 passes for 2,370 yards with 14 touchdowns and 10 interceptions... Completed 25-of-39 passes for 309 yards with three touchdowns vs. PHI (10/10)... Did not play in Weeks 8-13... In his return to the field in Week 14, completed 17-of-27 passes for 255 yards with three touchdowns and no interceptions in a 40-21 win vs. SEA (12/12)... Concluded the season with a 38-7 Week 17 win vs. ARI (1/2), throwing for 276 yards and two touchdowns in the contest.

2009 (49ERS)

Appeared in 11 games, starting 10, completing 225-of-372 passes for 2,350 yards with 18 touchdowns and 12 interceptions... Made his season debut in Week 7, entering in reserve in the third quarter and going 15-of-22 for 206 yards with three touchdowns at HOU (10/25)... Recorded the first 300-yard passing game of his career in Week 13 at SEA (12/6), completing 27-of-45 passes for 310 yards with two touchdowns and no interceptions.

2008 (49ERS)

Spent the season on the Reserve/Injured list with a shoulder injury.

2007 (49ERS)

Started all seven games in which he played, completing 94-of-193 passes for 914 yards with two touchdowns and four interceptions... Engineered fourth-quarter comeback wins in each of the first two games of the season... Drove the Niners 86 yards in 12 plays for a game-winning touchdown with 22 seconds remaining vs. ARI (9/10)... Started in another fourth-quarter comeback win a week later at STL (9/16), earning a 17-16 victory on a Joe Nedney field goal in the final four minutes.

2006 (49ERS)

Started all 16 games in 2006, becoming the first quarterback in 49ers history to take every snap over the course of a season... Completed 257-of-442 passes for 2,890 yards with 16 touchdowns and 16 interceptions... Posted season

11 ALEX SMITH

high in attempts (46), completions (27) and passing yards (293) in Week 3 vs. PHI (9/24)... Threw three touchdown passes in a 34-20 win vs. OAK (10/8)... Trailing 7-3 entering the fourth quarter in Week 15 at SEA (12/14), led the Niners on three consecutive touchdown drives including two touchdown passes and a touchdown run to earn a 24-14 victory.

2005 (49ERS)

Played in nine games as a rookie, making seven starts... Completed 84-of-165 passes for 875 yards with one touchdown and 11 interceptions... Made his NFL debut at PHI (9/18)... Started his first career game in a Week 5 matchup vs. IND (10/9)... Earned his first career win at STL (12/24), completing 12-of-16 passes for 131 yards... Led the 49ers to their second consecutive victory, throwing for 159 yards, completing 16-of-29 passes with one touchdown and one interception vs. HOU (1/1).

COLLEGE

Played collegiately at Utah, appearing in 26 games with 22 starts and boasting a 21-1 record as a starter... Completed 389-of-587 passes (66.3 percent) for 5,208 yards with 47 touchdowns and only eight interceptions in three seasons... Added 1,072 rushing yards with 15 rushing touchdowns on 286 carries (4.7 avg.)... Set Utah career records for completion percentage (66.3), passing efficiency (162.7) and yards gained per completion (13.5 avg.)... In his third and final season at Utah in 2004, he became first player in school history to be named a finalist for the Heisman Trophy after leading the Utes to a 12-0 record, completing 214-of-317 passes (67.5 percent) for 2,952 yards with 32 touchdowns and four interceptions, adding 135 carries for 631 yards (4.7 avg.) with 10 rushing touchdowns. Named National Player of the Year by The Sporting News and Sports Illustrated and was also named CoSIDA Football Academic All-American of the Year... Was a finalist for the Davey O'Brien Award, given to the nation's top passer... Added second-team Walter Camp All-American, Mountain West Conference Offensive Player of the Year and unanimous first-team All-Mountain West Conference accolades... Assumed the starting quarterback job in the season's third game as a sophomore in 2003... Completed 173-of-266 passes (65.0 percent) for 2,247 yards with 15 touchdowns and three interceptions... Rushed 149 times for 452 yards (3.0 avg.) and five touchdowns... Was a second-team All-Mountain West Conference pick... Appeared in two games as a true freshman in 2002, completing two-of-five passes with one interception.

PERSONAL

Attended Helix H.S. in La Mesa, Calif., earning All-CIF, All-Conference, All-County, team MVP and National Football Foundation and Hall of Fame Scholar-Athlete honors... Twice named the conference's Offensive Player of the Year and served as team captain as a junior and a senior... Guided his team to a 25-1 record in his final two seasons... Graduated from Utah in three years with a bachelor's degree in economics and scored a 40 on the Wonderlic Test prior to the 2005 NFL Draft... Son of Doug and Pam Smith. Doug played football at Weber State... Nephew of John L. Smith, the head coach at Kentucky State University whose college coaching tenure also includes head coaching tenures at Arkansas (2012), Michigan State (2003-06), Louisville (1998-2002), Utah State (1995-97) and Idaho (1989-94)... In 2020, ESPN chronicled his harrowing journey to recovering after suffering a leg injury in 2018 in an E:60 Special titled Project 11... Married to his wife, Elizabeth, and has two sons and one daughter... Born May 7, 1984.

CAREER HIGHS

SINGLE-GAME

Pass Attempts:	50, twice, last at New England (1/16/16)
Pass Completions:	34, vs. San Diego (9/11/16)
Yards Passing:	386, at Cincinnati (10/4/15)
Passing TD:	5, at Oakland (12/15/13)
Passer Rating:	158.3, at Oakland (12/15/13)
Carries:	11, at Philadelphia (9/19/13)
Rushing Yards:	78, vs. Detroit (11/1/15)
Rushing Touchdowns:	1, 16 times, last at New Orleans (10/8/18)

PASS ATTEMPTS WITHOUT AN INT

MOST PASS ATTEMPTS WITHOUT AN INTERCEPTION (NFL HISTORY):

Player	Season(s)	Att.
1. Tom Brady	2010-11	358
2. Alex Smith	2015	312
3. Bernie Kosar	1990-91	308
4. Drew Brees	2015-16	305
5. Alex Smith	2016-17	297

YEAR-BY-YEAR STATS

PASSING

Year	Team	G	GS	Att	Comp	Pct	Yds	Yd/A	TD	Int	Lg	Rate
2005	SF	9	7	165	84	50.9	875	5.3	1	11	47	40.8
2006	SF	16	16	442	257	58.1	2890	6.5	16	16	75	74.8
2007	SF	7	7	193	94	48.7	914	4.7	2	4	45	57.2
2009	SF	11	10	372	225	60.5	2350	6.3	18	12	73t	81.5
2010	SF	11	10	342	204	59.6	2370	6.9	14	10	62t	82.1
2011	SF	16	16	445	273	61.3	3144	7.1	17	5	56t	90.7
2012	SF	10	9	218	153	70.2	1737	8.0	13	5	55	104.1
2013	KC	15	15	508	308	60.6	3313	6.5	23	7	71t	89.1
2014	KC	15	15	464	303	65.3	3265	7.0	18	6	70t	93.4
2015	KC	16	16	470	307	65.3	3486	7.4	20	7	80t	95.4
2016	KC	15	15	489	328	67.1	3502	7.2	15	8	80t	91.2
2017	KC	15	15	505	341	67.5	4042	8.0	26	5	79t	104.7
2018	Was	10	10	328	205	62.5	2180	6.6	10	5	52	85.7
Career		166	161	4941	3082	62.4	34068	6.9	193	101	80t	87.3

RUSHING

Year	Team	Att	Yds	Avg	Lg	TD
2005	SF	30	103	3.4	19	0
2006	SF	44	147	3.3	22	2
2007	SF	13	89	6.8	25	0
2009	SF	24	51	2.1	11	0
2010	SF	18	60	3.3	12	0
2011	SF	52	179	3.4	14	2
2012	SF	31	132	4.3	24	0
2013	KC	76	431	5.7	26	1
2014	KC	49	254	5.2	25	1
2015	KC	84	498	5.9	49	2
2016	KC	48	134	2.8	24	5
2017	KC	60	355	5.9	70	1
2018	Was	41	188	4.1	22	1
Career		570	2601	4.6	70	15

ADDITIONAL

Record as Starter: 88-62-1 (0.586) career; 6-4 with Washington
Fumbles-Lost: 11-3 in 2005, 10-5 in 2006, 6-5 in 2007, 3-1 in 2009, 4-2 in 2010, 7-2 in 2011, 4-1 in 2012, 7-3 in 2013, 4-1 in 2014, 4-0 in 2015, 7-4 in 2016, 2-1 in 2017, 6-1 in 2018

300-Yard Passing Games: 12 (1 in 2009, 1 in 2010, 1 in 2012, 1 in 2014, 1 in 2015, 1 in 2016, 5 in 2017, 1 in 2018)

Fourth Quarter Comeback Wins: 18 (12/24/05 at STL, 12/14/06 at SEA, 9/10/07 vs. ARI, 9/16/07 at STL, 9/25/11 at CIN, 10/2/11 at PHI, 10/16/11 at DET, 11/13/11 vs. NYG, 12/24/11 at SEA, 10/6/13 at TEN, 10/19/14 at SF, 11/9/14 at BUF, 11/16/14 vs. SEA, 12/6/15 at OAK, 9/11/16 vs. SD, 11/13/16 at CAR, 11/27/16 at DEN, 9/7/17 at NE)
Overtime Wins: 4 (1/1/6 vs. HOU, 12/31/06 at DEN, 9/11/16 vs. SD, 11/27/16 at DEN)

Receiving: 1 for -6 in 2009, 1 for -4 in 2013, 1 for 3 in 2016

POSTSEASON STATS

PASSING

Year	Team	G	GS	Att	Comp	Pct	Yds	Yd/A	TD	Int	Lg	Rate
2011	SF	2	2	68	36	52.9	495	7.3	5	0	73t	101.0
2013	KC	1	1	46	30	65.2	378	8.2	4	0	79t	119.7
2015	KC	2	2	72	46	63.9	436	6.1	2	1	48	84.0
2016	KC	1	1	34	20	58.8	172	5.1	1	1	24	69.7
2017	KC	1	1	33	24	72.7	264	8.0	2	0	45	116.2
Career		7	7	253	156	61.7	1745	6.9	14	2	79t	97.4

RUSHING

Year	Team	Att	Yds	Avg	Lg	TD
2011	SF	7	70	10.0	28t	1
2013	KC	8	57	7.1	16	0
2015	KC	14	71	5.1	15	0
2016	KC	2	9	4.5	5	0
2017	KC	4	13	3.3	11	0
Career		35	220	6.3	28t	1

ADDITIONAL

Record as Starter: 2-5 (.286) career, 0-0 with Washington

Fumbles-Lost: 2-1 in 2011, 1-1 in 2013

300-Yard Passing Games: 1 (1 in 2013)

87



JEREMY SPRINKLE

TE

6-5 // 255

4th NFL Season // Arkansas

DOB: Aug. 10, 1994 // White Hall [Ark.] H.S.

TRANSACTIONS

Originally selected by Washington in the fifth round (154th overall) of the 2017 NFL Draft.

PRO

Enters 2020 having appeared in 43 regular season games with 27 starts from 2017-19... Recorded 33 receptions for 295 yards [8.9 avg.] with three touchdown receptions.

YEAR-BY-YEAR

2019 [WASHINGTON]

Played in 16 games starting in 13... Set career-high in receiving yards with 241 and a career-high 26 catches... Recorded one reception for eight yards at PHI [9/8]... Recorded one reception for 11 yards vs. DAL [9/15]... Appeared in game vs. CHI [9/24] and recorded 19 yards off two catches... Caught one pass for 20 yards in a game vs. NYG [9/29]... Tallied 17 yards on two catches in a contest vs. NE [10/6]... Caught two passes for 24 yards in a contest vs. MIA [10/13]... Logged two catches for 13 yards in a matchup vs. SF [10/20]... Caught two passes for 12 yards in a contest vs. MIN [10/24]... Recorded one catch for 16 yards in a contest vs. BUF [11/3]... Notched two receptions for 16 yards and his first touchdown of the season vs. NYJ [11/17]... Logged four yards on one catch in a victory over DET. [11/24]... Recorded two catches for 36 yards in a victory over CAR [12/1]... Played 49 snaps on offense and 13 on special teams in a contest vs. GB [12/8]... Notched two catches for 13 yards in a contest vs. PHI [12/15]... Logged two catches for 14 yards in a contest vs. NYG [12/22]... Recorded 18 yards on three catches in a matchup vs. DAL [12/29].

2018 [WASHINGTON]

Appeared in 16 games with nine starts, catching five receptions for 41 yards and a score... Contributed on offense and special teams in win at ARI [9/9]... Played on offense and special teams vs. IND [9/16]... Made first start of the season and contributed on offense and special teams in a win vs. GB [9/23]... Contributed on offense and special teams at NO [10/8]... Recorded one kickoff return for six yards and recovered a fumble in a win vs. CAR [10/14]... Contributed on offense and special teams in a win vs. DAL [10/21]... Contributed on offense and special teams in a win at NYG [10/28]... Contributed on offense and special teams vs. ATL [11/4]... Contributed on offense and special teams and assisted on a special teams tackle in a win at TB [11/11]... Contributed on offense and special teams vs. HOU [11/18]... Contributed on offense and special teams at DAL [11/22]... Contributed on offense and special teams at PHI [12/3]... Started at tight end vs. NYG [12/9]... Caught three passes for 19 yards and a touchdown at JAX [12/16]... Recorded two receptions for 22 yards at TEN [12/22]... Contributed on both offense and special teams vs. PHI [12/30].

2017 [WASHINGTON]

Appeared in 11 games with five starts as a rookie, catching two passes for 13 yards with one receiving touchdown... Inactive vs. PHI [9/10] and at LAR [9/17]... Made NFL debut in a win vs. OAK [9/24], starting the game when Washington opened in a three-tight end set... Played on offense and special teams at KC [10/2]... Inactive vs. SF [10/15], at PHI [10/23] and vs. DAL [10/29]... Contributed on offense and

special teams in a win at SEA [11/5]... Played on offense and special teams vs. MIN [11/12]... Recorded a touchdown on his first career reception at NO [11/19], a seven-yard pass from Kirk Cousins in the fourth quarter. Joined Josh Doctson and Maurice Harris as the third member of Washington to record a touchdown reception on their first reception of the 2017 season... Contributed on offense and special teams in a Thanksgiving night win vs. NYG [11/23]... Played on offense and special teams at DAL [11/30] and at LAC [12/10]... Contributed on offense and special teams in a win vs. ARI [12/17]... Caught a six-yard pass in a win vs. DEN [12/24]... Played on offense and special teams at NYG [12/31].

COLLEGE

Played collegiately at Arkansas from 2013-16, recording 71 receptions for 921 yards with 11 receiving touchdowns in 51 career games... Completed his career holding the school record for career receiving touchdowns by a tight end (11)... Started 11 of the 12 games in which he played as a senior in 2016, catching 33 passes for 380 yards with four touchdowns... As a junior in 2015, earned third-team All-SEC honors from various media outlets after leading the SEC with six receiving touchdowns and gaining 389 yards on 27 receptions... Participated in all 13 contests at tight end and on special teams as a sophomore in 2014. Caught seven passes for 84 yards, including his first career touchdown... Played in 12 games with two starts as a redshirt freshman in 2013... Redshirted in 2012.

PERSONAL

Attended White Hall [Ark.] H.S., where he played tight end and defensive end and was named to the 2011 Arkansas Super Team by the Associated Press... Caught 45 passes for 841 yards and six touchdowns and made 92 tackles, including 14 sacks, in helping the Bulldogs win the 2011 5A Southeast Conference championship and reach their first state semifinal in 20 years... Tallied 73 tackles, 25 for loss with 15 sacks as a junior and also made 10 catches for 227 yards and three touchdowns... Was a three-sport All-Southeast Arkansas selection by The Pine Bluff Commercial, being honored in football, basketball and baseball... Rated as a three-star recruit, according to Rivals.com, Scout.com and ESPN... Earned degree in recreation and sport management in May 2016... Son of Billy and Shelia Sprinkle... Born Aug. 10, 1994.

YEAR-BY-YEAR STATS

RECEIVING

Year	Team	GP	GS	Rec	Yds	Avg	Lg	TD
2017	Was	11	5	2	13	6.5	7t	1
2018	Was	16	9	5	41	8.2	15	1
2019	Was	16	13	26	241	9.3	23	1
Career		43	27	33	295	8.9	23	3

KICK RETURN

Year	Team	KR	Yds	Avg	Lg	TD
2018	Was	1	6	6.0	6	0
2019	Was	0	0	0	0	0
Career		1	6	6.0	6	0

37



GREG STROMAN

CB

6-0 // 182

3rd NFL Season // Virginia Tech

DOB: March 8, 1996 // Stonewall Jackson H.S. (Manassas, Va.)

TRANSACTIONS

Originally selected by Washington in the seventh round (241st overall) of the 2018 NFL Draft.

YEAR-BY-YEAR

2019 [WASHINGTON]

Made his season debut at PHI [9/8]... Placed on the Reserve/Injured list.

2018 [WASHINGTON]

Appeared in 15 games with three starts, registering 38 tackles [31 solo], one interception, four passes defended, one quarterback hurry, a forced fumble and a fumble recovery. The only player to record at least one return on punt and kickoff... Made NFL debut and appeared on defense and special teams in win at ARI [9/9]... Recorded first career kickoff return for 16 yards and first career punt return for six yards vs. IND [9/16]... Returned one punt for nine yards and one kickoff for 18 yards in a win vs. GB [9/23]... Notched one solo tackle on defense and contributed on special teams at NO [10/8]... Returned one punt for 10 yards in a win vs. CAR [10/14]... Registered four solo tackles and returned one punt for three yards in a win vs. DAL [10/21]... Notched six tackles [four solo] and two passes defended in a win at NYG [10/28]... Returned four kickoffs for 76 yards vs. ATL [11/4]... Recorded his first career interception and finished with five solo tackles, one pass defended and one forced fumble in a win at TB [11/11]... Assisted on three tackles vs. HOU [11/18]... Contributed on defense and special teams at DAL [11/22]... Recorded seven tackles [six solo] and one quarterback hit at PHI [12/3]... Talled two solo tackles and a pass defended vs. NYG [12/9]... Inactive at JAX [12/16]... Talled five solo tackles at TEN [12/22]... Notched five tackles [four solo] vs. PHI [12/30].

COLLEGE

Played collegiately at Virginia Tech from 2014-17, becoming a versatile contributor as a cornerback, return specialist and occasional punter... Posted 60 career tackles (39 solo) and nine interceptions on defense... Averaged 8.7 yards on 127 career punt returns, including four touchdowns, and also averaged 20.8 yards on 23 kickoff returns... Punted twice in quick kick situations, averaging 40.0 yards per punt... Scored six career touchdowns, four via punt return, one via interception return and one on a fumble return... Was a first-team All-ACC pick at cornerback in 2017 after posting a career-high four interceptions and also earned an honorable mention selection that year as a return specialist with two punt return touchdowns... Named second-team All-ACC by the league's coaches as a junior in 2016 after playing in 11 games with nine starts. Recorded three interceptions, 25 punt returns for 221 yards with one touchdown and 22 kickoff returns for 460 yards... Made six starts among his 13 games played in 2015 and recorded two interceptions. Logged 452 total yards, including 101 on special teams, 33 on offense, and 318 on defense during the regular season... Played in all 13 games with one start as a freshman in 2014.

PERSONAL

Attended Stonewall Jackson H.S. in Manassas, Va., approximately 25 miles from Washington team headquarters in Ashburn, Va... Was a first-team 6A all-state selection by VirginiaPreps as a senior after being named the Conference 8 Offensive Player of the Year... Garnered All-Met honorable mention honors from The Washington Post... Rushed for 1,233 yards and 15 touchdowns on 133 carries while passing for 1,544 yards and 17 touchdowns on 92-of-167 passes... Also competed in track and field... Played part of his prep career at Stonewall Jackson with fellow 2018 Washington draftee Tim Settle... Son of Greg Stroman Sr. and Priscilla Stroman... Majored in consumer studies... Born March 8, 1996.

YEAR-BY-YEAR STATS

DEFENSE

Year	Team	G	GS	Tack	Solo	Sack	PD	INT
2018	Was	15	3	38	31	0	4	1
2019	Was	1	0	0	0	0	0	0
Career		16	3	38	31	0	4	1

FF-FR: 1-1 in 2018

KICK RETURN

Year	Team	KR	Yds	Avg	Lg	TD
2018	Was	6	110	18.3	23	0
2019	Was	0	0	0	0	0
Career		6	110	18.3	23	0

PUNT RETURN

Year	Team	PR	Yds	Avg	Lg	TD
2018	Was	8	27	3.4	10	0
2019	Was	0	0	0	0	0
Career		8	27	3.4	10	0

*Tackle stats according to STATS, LLC

57



NICK SUNDBERG

LS

6-1 // 245

11th NFL Season // California

DOB: July 29, 1987 // North Canyon H.S. (Phoenix, Ariz.)

HONOR ROLL

<< 2017 and 2019 Washington Walter Payton Man of the Year

TRANSACTIONS

Originally entered the NFL with the Carolina Panthers as a college free agent on May 1, 2009... Waived by the Panthers on August 7, 2009... Signed to the Baltimore Ravens' practice squad on December 23, 2009... Signed with Washington as a free agent on January 28, 2010... Re-signed with Washington as a restricted free agent on March 11, 2013... Re-signed with Washington on January 23, 2017.

PRO

Enters 2020 having appeared in 136 career regular season games, all with Washington... One of only 70 players in history to play in 100 career regular season games for Washington as of the conclusion of the 2018 season... Became a cult hero in 2012 after snapping an entire half with a broken arm during the team's season-opening win at NO. Posted an 8-0 record in regular season games in which he played in 2012.

YEAR-BY-YEAR

2019 (WASHINGTON)

Played and started in all 16 games... Made his season debut and tallied a tackle at PHI [9/8]... Played vs. DAL [9/15]... Saw action vs. CHI. [9/24]... Appeared in contest vs. NYG [9/29]... Snapped as punter Tress Way tallied 500 yards averaging 43.1 yards vs. NE [10/6]... Contributed to special teams in a win vs. MIA [10/13]... Saw action on special teams in a contest vs. SF [10/20]... Appeared on special teams in a game vs. MIN [10/24]... Snapped ball as Kicker Dustin Hopkins connected on all three of his field goals and Punter Tress Way recorded 172 yards in a game vs. BUF [11/4]... Played in his 130th game as a long snapper vs. NYJ [11/17]... Snapped to Punter Tress Way as he recorded for 260 yards, pinning one punt inside the 20-yard line and Kicker Dustin Hopkins as he logged four-of-four on field goals in a victory over DET. [11/24]... Protected Punter Tress Way as he punted the ball five times for 290 yards pinning two inside of the 20-yard-line and Kicker Dustin Hopkins who went three-for-four on field goals in a victory over CAR [12/1]... Snapped ball to Punter Tress Way who punted for 264 yards on six punts and Kicker Dustin Hopkins went one-for-one on field goals in a game vs. GB [12/8]... Snapped ball and protect Punter Tress Way as he notched four punts for 196 yards pinning two inside the 20-yard line and Kicker Dustin Hopkins who went two-for-two on field goals and three-for-three on extra points in a contest vs. PHI [12/15]... Protected Kicker Dustin Hopkins who made all five of his extra point attempts and Punter Tress Way who punted for 236 yards on five kicks pinning three inside of the 20-yard line in a matchup vs. NYG [12/22]... Protected Punter Tress way who logged 227 yards on four punts pinning one inside of the 20-yard line.

2018 (WASHINGTON)

Snapped in 13 contests... Snapped as kicker Dustin Hopkins connected his only field goal attempt and punter Tress Way averaged 46.5 per punt in win at ARI [9/9]... Snapped as kicker Dustin Hopkins connected his three field goals and punter Tress Way averaged 36.4 yards per punt vs. IND [9/16]... Snapped in a win vs. GB [9/23]... Snapped at NO

[10/8]... Snapped for Kicker Dustin Hopkins' career long 56-yard field goal in a win vs. CAR [10/14]... Snapped for punter Tress Way during his career-best five punts downed inside the 20 performance in a win vs. DAL [10/21]... Snapped for all kicks and punts in a win at NYG [10/28]... Snapped vs. ATL [11/4]... Snapped for all kicks and punts in a win at TB [11/11]... Snapped for all kicks and punts and recorded a tackle on special teams vs. HOU [11/18]... Snapped for all kicks and punts at DAL [11/22]... Snapped at PHI [12/3]... Snapped for all kicks and punts vs. NYG [12/9]... Placed on Reserve/Injured list on Dec. 15.

2017 (WASHINGTON)

Snapped in all 16 games... Snapped in season opener vs. PHI [9/10]... Snapped in a win at LAR [9/17], helping Dustin Hopkins move past Kai Forbath for fifth-most career field goals in Washington history. Also made a special teams tackle on a trick return, pushing ball-carrier Trumaine Johnson out-of-bounds while the coverage unit surrounded primary returner Tavon Austin... Snapped in a win vs. OAK [9/24], a game in which punter Tress Way dropped three of his five punts inside the 20... Snapped at KC [10/2], including for Hopkins' then-game-tying 40-yard field goal in the final minute of the game... Snapped in the team's win vs. SF [10/15]... Snapped for kicker Nick Rose's NFL debut at PHI [10/23]... Snapped in driving rain vs. DAL [10/29]... Snapped in cold weather with intermittent snow and rain at SEA [11/5]... Played in his 100th career regular season game vs. MIN [11/12]... Snapped at NO [11/19]... Snapped for punter Tress Way's career-best four punts downed inside the 20 on Thanksgiving night vs. NYG [11/23]... Snapped at DAL [11/30] and at LAC [12/10]... Snapped as kicker Dustin Hopkins went 2-for-2 on field goals in a five-point win vs. ARI [12/17]... Snapped as punter Tress Way recorded a season-high 45.8-yard net punting average in a win vs. DEN [12/24]... Snapped at NYG [12/31].

2016 (WASHINGTON)

Played in 14 games... Snapped for Dustin Hopkins' 3-for-3 games on field goal attempts both vs. PIT [9/12] and vs. DAL [9/18]... Snapped for Hopkins' team-record-tying five field goals in a win at NYG [9/25]. Was integral to Hopkins' selection as NFC Special Teams Player of the Month for October... Snapped in wins vs. CLE [10/2], at BAL [10/9] and vs. PHI [10/16]... Snapped at DET [10/23] and in a tie against CIN [10/30] in London... Snapped for Hopkins' 4-for-4 effort on field goals in a win vs. MIN [11/13]... Inactive with a back injury vs. GB [11/20] and at DAL [11/24]... Returned to action for Hopkins' 3-for-3 day at ARI [12/4]... Snapped in a win at PHI [12/11]... Snapped for Hopkins' 3-for-3 effort on field goals vs. CAR [12/19]... Snapped as Hopkins tied Mark Moseley's team record for field goals in a season at CHI [12/24] and a week later for the record-breaking kick vs. NYG [1/1].

2015 (WASHINGTON)

Played in all 16 regular season games and one postseason contest... Snapped in season opener vs. MIA [9/13]... Snapped for Dustin Hopkins' NFL debut vs. STL [9/20]... Snapped at NYG [9/24]... Snapped for Hopkins' career-high three field goals vs. PHI [10/4]... Snapped for Hopkins' then-career-long 52-yard game-tying field goal with no time remaining in regulation at ATL [10/11]... Snapped for Hopkins' second consecutive game with a field goal of 50+ yards at NYJ [10/18]... Snapped in the largest comeback win (24 points) in team history vs. TB [10/25]... Snapped at NE [11/8]... Snapped for Hopkins' career-high four field goals in a win vs. NO [11/15]... Snapped at CAR [11/22]... Snapped in a

win vs. NYG [11/29]... Snapped for Hopkins' three field goals vs. DAL [12/7]... Snapped in a win at CHI [12/13], including Hopkins' eventual 47-yard game-winner early in the fourth quarter... Played in his 75th career game while snapping for Hopkins' five PATs in a win vs. BUF [12/20]... Snapped in a division-clinching win at PHI [12/26]... Snapped in regular season finale at DAL [1/3]... Snapped in the NFC Wild Card Round vs. GB [1/10].

2014 (WASHINGTON)

Played in all 16 games... Handled long-snapping duties at HOU [9/7] and vs. JAX [9/14]... Snapped for kicks and punts at PHI [9/21] and helped kicker Kai Forbath push his career-long streak to 18 consecutive field goal attempts... Handled long snapping duties vs. NYG [9/25]... Snapped vs. SEA [10/6], including for punter Tress Way's eight punts for 399 yards... Handled long snapping duties at ARI [10/12]... Snapped for Kai Forbath's career-high four field goals including a game-winning 22-yarder at the end of regulation vs. TEN [10/19]... Snapped for Kai Forbath's two field goals including a 40-yard game-winner in an overtime win at DAL [10/27]... Handled long snapping duties at MIN [11/2] and vs. TB [11/16]... Snapped for eight Tress Way punts and three successful kicks [two field goals, one PAT] for Kai Forbath at SF [11/23]... Snapped for six Tress Way punts and five successful Kai Forbath kicks [two field goals, three PATs] at IND [11/30]... Snapped vs. STL [12/7] and at NYG [12/14]... Snapped vs. PHI [12/20], including on the 26-yard game-winning field goal by Kai Forbath with five seconds remaining... Snapped vs. DAL [12/28].

2013 (WASHINGTON)

Played in five games before suffering a season-ending injury... Snapped for all kicks and punts vs. PHI [9/9]... Snapped for all kicks and punts at GB [9/15], including the first point of kicker John Potter's career on a third-quarter PAT... Snapped for all kicks and punts, including Potter's first career made field goal vs. DET [9/22]... Snapped for all kicks and punts at OAK [9/29]... Snapped at DAL [10/13] before leaving the game with a knee injury... Placed on the Reserve/Injured list on Oct. 15.

2012 (WASHINGTON)

Appeared in eight regular season games, with Washington finishing the regular season 8-0 in games in which he served as long snapper... Was the long snapper during Washington's 40-32 win at NO [9/9], snapping for all 16 points scored by kicker Billy Cundiff (4/4 FG, 4/4 PAT) despite playing with a broken arm for the entire second half... Placed on Reserve/Injured list following the game but was designated for return... Returned to action in Week 11 in a win vs. PHI [11/18]... Snapped in a Thanksgiving Day win at DAL [11/22], including snapping on Kai Forbath's fourth-quarter field goal that pushed Forbath to 10-for-10 in his career... Snapped in a win vs. NYG [12/3] on Monday Night Football... Snapped in a win vs. BAL [12/9]... Snapped in a win at CLE [12/16]... Snapped in a win at PHI [12/23], including for the 17th consecutive made field goal to open kick Kai Forbath's career, setting an NFL record... Snapped in a division-clinching win vs. DAL [12/30]... Made his postseason debut in the NFC Wild Card Round vs. SEA [1/6].

2011 (WASHINGTON)

Appeared in all 16 games at long snapper... Snapped for kicker Graham Gano's 4-for-4 performance on PATs vs. NYG [9/11]... Snapped for Gano's 3-for-4 field goal attempts and 1-for-1 PATs vs. ARI [9/18]... Snapped for Gano's 3-for-4 field goal attempts and 1-for-1 PATs at DAL [9/26]... Snapped for Gano's 1-for-1 on field goal attempts and 2-for-2 PATs at STL [10/2]... Snapped for Gano's 2-for-2 on field goal attempts

and 1-for-1 PATs vs. PHI [10/18]... Snapped for Gano's 2-for-2 on field goal attempts and 2-for-2 PATs at CAR [10/23]... Snapped for Gano's 0-for-1 field goal attempts at BUF [10/30]... Snapped for Gano's 1-for-1 field goal attempts vs. SF [11/6]... Snapped for Gano's 3-for-5 field goal attempts at MIA [11/13]... Snapped for Gano's 1-for-2 field goal attempts at SEA [11/27]... Snapped for Gano's 4-for-4 field goal attempts vs. NYJ [12/4]... Snapped for Gano's 2-for-2 field goal attempts vs. NE [12/11]... Snapped for Gano's 3-for-3 field goal attempts at NYG [12/18]... Snapped for Gano's 4-for-4 field goal attempts vs. MIN [12/24]... Snapped for Gano's 1-for-2 field goal attempts at PHI [1/1]... Also spent the season snapping for punter Sav Rocca, who had the third-best net punting season in team history (39.0 net yards per punt).

2010 (WASHINGTON)

Appeared in all 16 regular season games... Made his NFL debut vs. DAL [9/12] while handling all long snapping duties... Handled all long snapping duties vs. HOU [9/19], at STL [9/26] and at PHI [10/3]... Handled long snapping duties vs. GB [10/10]. Snapped for kicker Graham Gano's game-tying and game-winning field goals... Handled all long snapping duties vs. IND [10/17], at CHI [10/24], at DET [10/31], vs. PHI [11/15], at TEN [11/21], vs. MIN [11/28], at NYG [12/5], vs. TB [12/12], at DAL [12/19] and at JAX [12/26]... Handled long snapping duties vs. NYG [1/2] and had one special teams tackle.

2009 (RAVENS)

Spent the final two weeks of the regular season and two playoff games as a member of the Baltimore Ravens' practice squad.

COLLEGE

Played in 52 consecutive games as the long snapper at California... Started at long snapper all four years at California.

PERSONAL

Attended North Canyon H.S. in Phoenix, serving as a team captain and earning all-region honorable mention his senior season. Also participated in track and wrestling... Majored in legal studies at California... Born July 29, 1987.

COMMUNITY

In 2017, launched the Loads of Love program in partnership with the Washington Football Charitable Foundation. The program was created for students experiencing homelessness or an unstable living situation to have laundry completed in school at no cost to their families to remove a barrier for student attendance and participation. Cited studies showing that placing washers and dryers in schools and offering laundry services to students can boost attendance rates, class participation and interest in extra-curricular activities... Named the team's Walter Payton Man of the Year in 2017 and 2019.

YEAR-BY-YEAR STATS

GAMES/STARTS

Year	Team	G	GS
2010	Was	16	0
2011	Was	16	0
2012	Was	8	0
2013	Was	5	0
2014	Was	16	0
2015	Was	16	0
2016	Was	14	0
2017	Was	16	0
2018	Was	13	0
2019	Was	16	0
Career		136	0

POSTSEASON

Year	Team	G	GS
2012	Was	1	0
2015	Was	1	0
Career		2	0

90



MONTEZ SWEAT

LB

6-6 // 262

2nd NFL Season // Mississippi State

DOB: Sept. 4, 1996 // Stephenson H.S. [Stone Mountain, Ga.]

TRANSACTIONS

Originally selected by Washington in the first round [26th overall] of the 2019 NFL Draft.

YEAR-BY-YEAR

2019 [WASHINGTON]

Started in all 16 games... In his rookie campaign he logged 50 total tackles [31 solo], seven sacks which was tied second among rookie linebackers, two forced fumbles which tied for third among rookies, 13 quarterback hits and two pass defended... Made his NFL debut, starting at outside linebacker at Philadelphia [9/8]... Recorded five tackles [three solo], including one for a loss... Started and tallied four tackles [three solo], including a tackle for a loss vs. DAL [9/15]... Recorded first career sack in contest vs. CHI [9/24] and had a third straight game with a tackle for loss... Recorded two tackles [one solo] vs. NYG [9/29]... Started in matchup vs. NE. [10/6] and tallied two tackles [one solo]... Logged two tackles [one solo], pass defended and two quarterback hits in a contest vs. MIA [10/13]... Raked in four tackles [one solo], a half sack and one quarterback hit in a game vs. SF [10/20]... Recorded two solo tackles in a matchup vs. MIN [10/24]... Notched three solo tackles, one sack, one quarterback hit and one tackle for loss in a matchup vs. BUF [11/3]... Recorded one tackle vs. NYJ [11/17]... Logged one tackle, one sack, one quarterback hit, one forced fumble and one pass defended in a victory over DET. [11/24]... Notched three tackles [two solo], one and a half sacks, two quarterback hits and one tackle for loss in a victory over CAR [12/1]... Recorded two tackles [one solo] in a contest vs. GB [12/8]... Logged two tackles [one solo] on a matchup vs. PHI [12/15]... Recorded two solo tackles, one tackle for loss and one quarterback hit in a contest vs. NYG [12/22]. Logged five solo tackles, three quarterback hits, two tackles for loss and one forced fumble in a matchup vs. DAL [12/29].

COLLEGE

Played collegiately in 26 games at Mississippi State from 2017-18 where he earned 101 total tackles [48 solo], 29.5 tackles for loss, 22 career sacks, a forced fumble and a fumble recovery... Finished his career at MSU ranked fifth in career sacks [22] and eighth in career tackles for loss [29.5]... Earned 11.5 sacks in 2018, placing him seventh all-time in MSU for single-season sacks... Five-time SEC Defensive Lineman of the Week award winner, most in Bulldogs history... Started his collegiate career at Michigan State in 2014 where he played in just two games... Transferred to Copiah-Lincoln Community College before joining the football program at Mississippi State... In his senior season in 2018, Sweat was a Bednarik Award Semifinalist for the nation's best defensive player, after he tallied 53 total tackles [27 solo], 14 tackles for loss, 11.5 sacks and a forced fumble in 13 games played... Earned first-team All-America honors from the Football Writers Association of America, Sporting News and Phil Steele... Collected second-team All-America status from The Associated Press, *Sports Illustrated* and CBS Sports... Also named a first-team All-SEC selection by the league's coaches for the second straight year... Led MSU in sacks [11.5] for the second straight year... Following his junior season, finished second in the SEC and tied for sixth nationally in sacks [11.5 sacks] after leading the league... Ranked seventh all-time in sacks in a single-season in MSU

history... Logged at least 0.5 sacks in eight games and tallied four games with at least 1.5 sacks... Recorded the second-most total pressures in the SEC [47] and tied for the second-most quarterback hits [10] among edge defenders according to Pro Football Focus... Named the Bronko Nagurski National Defensive Player of the Week, SEC Defensive Lineman of the Week and Bednarik Player of the Week vs. No. 8 Auburn [10/6], posting a career-best three sacks for a loss of 27 yards. Also forced one fumble and added two quarterback hurries that forced incompletions and became the first Bulldog with three or more sacks in a game since 2005 [Willie Evans]... Collected a pair of tackles and a half-sack in his final collegiate game against Iowa [1/1] in the Outback Bowl... During his junior year in 2017, the pass rusher notched 48 total tackles [21 solo], 15.5 tackles for loss, 10.5 sacks and a fumble recovery in 13 games played... First-team All-SEC selection, starting all 13 games... Joined Jeffery Simmons as the two became just the second duo in the SEC West since 2003 to both earn first-team All-SEC honors... Became the first Bulldog to lead the SEC in sacks since 2005 with 10.5 for a loss of 64 yards... Had 7.5 sacks in SEC games, tied for the league lead... Produced 11 games with at least 0.5 tackles for loss... Only player in the SEC to earn SEC Defensive Lineman of the Week honors three times [vs. Kentucky, Texas A&M, Arkansas]... Tied for the SEC lead in tackles for loss with the fifth-highest total in MSU single-season history [15.5]... Turned in his best SEC performance against Kentucky [10/21] and was named SEC Defensive Lineman of the Week with a career-best seven tackles, 2.5 tackles for loss and 1.5 sacks... Dominated in the TaxSlayer Bowl with four tackles, three tackles for loss and one sack of Heisman Trophy winner Lamar Jackson.

PERSONAL

Attended Stephenson H.S. in Stone Mountain, Ga., where he was ranked one of the nation's top tight ends coming out of high school... Notched 33 tackles, six tackles for loss and one sack in 12 games in his senior season at Stephenson H.S... Helped lead his team to the round of 16 in the Georgia high school state playoffs... Also played basketball in high school... Graduated from MSU in December 2018 with a degree in communications... Grandson of Charles and Deborah Sweat... Born on Sept. 4, 1996.

YEAR-BY-YEAR STATS

DEFENSE

Year	Team	G	GS	Tack	Solo	Sack	INT	PD
2019	WAS	16	16	50	31	7.0	0	2
Career		16	16	50	31	7.0	0	2

*Tackle stats according to STATS, LLC

ADDITIONAL

FF-FR: 2-0 in 2019

82



LOGAN THOMAS

TE

6-6 // 250

7th NFL Season // Virginia Tech

DOB: July 1, 1991 // Brookville H.S. (Lynchburg, Va.)

TRANSACTIONS

Originally selected by the Arizona Cardinals in the fourth round (120th overall) in the 2014 NFL Draft... Claimed off waivers by the Dolphins on September 6, 2015... Signed to the Miami Dolphins active roster from the practice squad on December 16, 2015... Claimed off waivers by the New York Giants on June 17, 2016... Signed as a free agent to the Lions practice squad on November 28, 2016... Signed to the Buffalo Bills active roster from the Lions practice squad on November 30, 2016... Signed by the Detroit Lions on March 21, 2019... Signed with Washington as an unrestricted free agent on March 19, 2020.

PRO

Joined Washington as a free agent in 2020 after spending the 2019 season with the Lions, where he finished the season with career-highs in both receptions (16) and receiving yards (173)... Spent 2017-18 seasons with the Buffalo Bills, where he produced 19 receptions for 144 yards (7.6 avg.) and one touchdown... Originally entered the NFL as a quarterback with the Arizona Cardinals in 2014 and threw an 81-yard touchdown pass on his completion.

YEAR-BY-YEAR

2019 (LIONS)

Finished the season with career-highs in both receptions (16) and receiving yards (173) while adding one touchdown... Saw action on offense and special teams at ARI [09/08]... Recorded a 15-yard reception on a Lions' scoring drive at PHI [09/22]... Earned the start for the first time this season at GB [10/14]... Recorded his second career touchdown reception and his first for the Lions at WAS [11/24].

2018 (BILLS)

Appeared in 12 games (three starts) and recorded 12 receptions for 77 yards (6.4 avg.)... Caught a career-high seven passes for 40 yards in Week 9 vs. CHI... Threw a 15-yard completion on a fake punt to give Buffalo a first down in Week 10 at NYJ.

2017 (BILLS)

Played in 12 games (two starts) and logged seven receptions for 67 yards (9.6 avg.) and one touchdown... Caught a 22-yard touchdown pass in Week 7 vs. TB... Started in Wild Card game at JAX and caught a five-yard pass.

2016 (GIANTS/LIONS)

Spent time on the New York Giants practice squad as a quarterback before signing to the Detroit Lions practice squad on November 28 as a tight end. On November 30, the Bills signed Thomas to their active roster as a tight end, but he did not appear in a game.

2015 (DOLPHINS)

Spent time on the Miami Dolphins practice squad and active roster but did not appear in a game.

2014 (CARDINALS)

Appeared in two games as a rookie quarterback and completed 1-of-9 passes for 81 yards and a touchdown... Threw an 81-yard touchdown on his first career completion (third attempt) at DEN in Week 5... Thomas became the first NFL

quarterback to have his first career completion be for 80-plus yards since Pittsburgh Steelers QB Neil O'Donnell's did so on an 89-yard pass against the San Diego Chargers on Sept. 1, 1991.

COLLEGE

Played collegiately at Virginia Tech from 2010-13, completing 693 of 1,248 passes for 9,003 yards with 52 touchdowns and 31 interceptions... Also rushed for 1,359 yards and 24 touchdowns.

PERSONAL

Attended Brookville H.S. in Lynchburg, Va., where he played quarterback, wide receiver and defensive back... As a senior, he completed 118 of 204 passes for 1,535 yards and 20 touchdowns and had 842 rushing yards and 11 touchdowns as a quarterback... On defense, had 80 tackles and four interceptions... played in the 2009 U.S. Army All-American Bowl... Son of Kim Tarazona... He and his wife, Brandie, have five children... Born July 1, 1991.

YEAR-BY-YEAR STATS

RECEIVING

Year	Team	GP	GS	Rec	Yds	Avg	Lg	TD
2014	Ari	2	0	0	0	0	0	0
2017	Buf	12	2	7	67	9.6	22t	1
2018	Buf	12	3	12	77	6.4	24	0
2019	Det	16	3	16	173	10.8	17	1
Career		42	8	35	317	9.1	24	2

PASSING

Year	Team	Att	Cmp	Pct	Yds	TD
2014	Ari	9	1	11.1	81	1
2018	Buf	1	1	100.0	15	0
Career		10	2	20.0	96	1

38



SIMEON THOMAS

CB

6-3 // 197

2nd NFL Season // Louisiana Lafayette

DOB: Sept. 22, 1993 // Miami Carol City H.S. [Miami, Fla.]

TRANSACTIONS

Originally selected by the Cleveland Browns in the sixth round of the [188th overall] in the 2018 NFL Draft... Waived by the Cleveland Browns on Sept. 1, 2018... Acquired off of waivers by the Seattle Seahawks on Sept. 2, 2018... Waived by Seattle on Sept. 8, 2018... Signed to the Seahawks practice squad on Sept. 11, 2018... Terminated from Seattle's practice squad on Dec. 5, 2018... Signed to Seattle's practice squad on Dec. 12, 2018... Signed by Seattle as a free agent on Jan. 7, 2019... Waived by Seattle on Aug. 31, 2019... Signed to Seattle's practice squad on Sept. 1, 2019... Signed off of the Seahawks practice squad by Washington on Sept. 10, 2019.

YEAR-BY-YEAR

2019 [WASHINGTON]

Made his NFL debut and tallied one tackle on special teams vs. DAL [9/16]... Appeared in a game vs. CHI [9/23]... Played in a matchup vs. NYG [9/29]... Saw action vs. NE [10/6]... Contributed to special teams in a victory against MIA [10/13]... Appeared in a contest vs. SF [10/20]... Played 65 percent of special team and eight percent of defensive snaps in contest vs. MIN [10/24]... Participated in 67 percent of special teams plays in a contest vs. BUF [11/3]... Notched one tackle vs. NYJ [11/17]... Appeared in eight percent of defensive snaps and 84 percent of special teams in a victory over DET. [11/24]... Recorded one tackle for special teams and appeared on three percent of defensive snaps and 79 percent on special teams in a victory over CAR [12/1]... Logged three tackles [one solo] and one special teams tackle in a contest vs. GB [12/8].

2018 [SEAHAWKS]

Member of the Seahawks practice squad.

COLLEGE

Played at Louisiana from 2013-17... Recorded 90 total tackles in his four years at Louisiana and started 15 games over his final two seasons... Placed second in the Sun Belt his senior year with 12 pass break ups... Posted a career-high 42 tackles... Made eight starts at corner... Part of the fourth-best pass defense in the Sun Belt in 2016... In his first full season, finished with 40 total tackles and two pass breaks ups in his seven starts... Prior to committing to Louisiana, was rated a three-star recruiting coming out of Miami Carol City High School... Tallied 100 tackles and five interceptions his final two seasons.

YEAR-BY-YEAR STATS

DEFENSE

Year	Team	G	GS	Tack	Solo	Sack	PD	INT
2019	Was	12	0	5	2	0	0	0
Career		12	0	5	2	0	0	0

14

JORDAN VEASY

WR
6-3 // 221
1st NFL Season // California
DOB: June 23, 1995 // Gadsden City (Ala.) H.S.

TRANSACTIONS

Originally signed by the Tennessee Titans as an a college free agent on May 11, 2018... Waived on September 1, 2018... Signed to the Jacksonville Jaguars practice squad on December 18, 2018... Cut on January 2, 2019... Signed by the Indianapolis Colts on January 14, 2019... Waived on August 31, 2019... Signed to the Buffalo Bills practice squad on September 25, 2019... Cut on October 1, 2019... Signed to the Bills practice squad on October 14, 2019... Cut on October 17, 2019... Signed to Washington's practice squad on December 4, 2019... Promoted to the active roster on December 20, 2019.

COLLEGE

Played collegiately at California... As a senior, played in all 12 contests and made 10 starts... Posted 38 receptions for 491 yards and six touchdowns, all career-highs... Made seven catches for 111 yards and a score at Colorado (10/28)... As a junior, saw action in 12 games with three starts in his first season at Cal... Caught 25 passes for 306 yards and three touchdowns... Added one kick return for 25 yards and 331 all-purpose yards on the season... As a sophomore, recorded 63 receptions for 1,036 yards and 11 touchdowns during his lone season at Golden West College... Earned first team All-Region III and All-National Division of the Southern League in the Southern California Football Association honors... In 2014, attended Itawamba Community College during the 2014-15 school year but did not play football... As a freshman (2013), played six games as a true freshman at Faulkner University... Had five catches for 75 yards and three touchdowns.

PERSONAL

Attended Gadsden City (Ala.) High School... Registered 23 catches for 637 yards and nine touchdowns as a senior... Primarily focused on baseball for much of his prep career before growing six inches between his junior and senior year... Son of Kevin and Cassandra Veasy... Graduated from California in 2017 with a degree in American studies... Born June 23, 1995.

5



TRESS WAY

P

6-1 // 220

7th NFL Season // Oklahoma

DOB: April 18, 1990 // Union H.S. (Tulsa, Okla.)

HONOR ROLL

<< Special Teams Captain [2015]
 << Pro Bowl Selection [2019]
 << AP Second Team All-Pro [2019]

TRANSACTIONS

Originally entered the NFL with the Chicago Bears as a college free agent on April 28, 2013... Waived by the Bears on August 25, 2013... Signed with the Bears on January 1, 2014... Waived by the Bears on August 18, 2014... Claimed on waivers by Washington on August 20, 2014... Signed multi-year contract extension on March 12, 2016... Signed multi-year contract extension on December 27, 2019.

PRO

One of the league's top punters who enters 2020 having previously appeared in 96 career regular season games... Named a Pro Bowler in 2019... In 2019, tied for seventh among punts pinned inside the 20-yard line [30]... Recorded a career-high net average of 44.1... Tied a career low touchbacks [four]... Ranked first in the NFL in punt average [49.6], second in total yards [3,919] and net yards [3,485] and third in net punt average [44.1]... Set Washington's franchise record for single-season punt average [49.6; 2019], net average [44.1; 2019] and punts downed inside the 20-yard line [41; 2018]... Currently Washington's career leader in punt average [46.6], net punt average [40.7], single season leader in punts inside the 20 [41] and tied a franchise best for punts inside the 20 in a single game [5].

YEAR-BY-YEAR

2019 [WASHINGTON]

Started and played in all 16 games... Named a team Captain in the final two three weeks for the regular season... Named to first Pro Bowl... Tied for seventh among punts pinned inside the 20-yard line [30]... Recorded a career-high net avg. of 44.1... Tied a career low touchbacks [four]... Ranked first in the NFL in punt average [49.6], second in total yards [3,919] and net yards [3,485] and third in net punt average [44.1]... Set Washington's franchise record for single-season punt average [49.6; 2019], net average [44.1; 2019] and punts downed inside the 20-yard line [41; 2018]... Tallied five punts for 272 yards at PHI [9/8]... Had four punts for 198 yards vs. DAL [9/15]... Tallied one punt for 48 yards vs. CHI [9/24]... Raked in six punts for 319 yards vs. NYG [9/29]... Recorded career highs with 10 punts and 500 yards, [43.1 avg.] netted four of those punts inside the 20-yard line and raked in his first tackle of the season vs. NE [10/6]... Logged seven punts for 315 yards pinning two inside of the 20-yard line in a game vs. MIA [10/13]... Recorded four punts for 198 yards [49.5 avg.] in a game vs. SF [10/20]... Notched two punts for 107 yards [53.5], pinning one inside the 20-yard line in a contest vs. MIN [10/24]... Logged five punts for 172 yards, pinning two inside the 20-yard line... Recorded six punts for 317 yards, including two inside the 20-yard line vs. NYJ [11/17]... Notched five punts for 260 yards, pinning one punt inside the 20-yard line in a victory over DET. [11/24]... Punted the ball five times for 290 yards pinning two inside of the 20-yardline in victory over CAR [12/1]... Recorded six punts for 264 yards pinning two inside the 20-yard line in a contest vs. GB [12/8]... Notched four punts for 196 yards pinning two inside the 20-yard line in a contest vs. PHI [12/15]...

Punted for 236 yards on five kicks pinning three inside of the 20-yard line in a matchup vs. NYG [12/22]... Logged 227 yards on four punts pinning one inside of the 20-yard line.

2018 [WASHINGTON]

Appeared in all 16 regular season games, recording 3,581 yards on 79 punts [45.3 avg.] and a career-high net avg. [41.5]. At the end of the year, captured Washington's single season record [41] and the single-game record [5] in punts inside the 20. Became the organization's career leader in punt average [46.0] and net punt average [39.9]. Ended the year as the only punter in the NFL that did not post a touchback on punt... Averaged 46.5 yards on four punts with a long of 59 in a win at ARI [9/9]... Punted five times for an average of 36.4 yards with a long of 53 and landing three inside the 20 vs. IND [9/16]... Averaged 47.0 yards on five punts, landing one inside the 20 in a win vs. GB [9/23]... Averaged 36.7 yards on three punts, landing one inside the 20 at NO [10/8]... Punted four times for 41.0 yards per punt with a long of 51 yards in a win vs. CAR [10/14]... Recorded a career-high five punts downed inside the 20 and tied a franchise record with punts inside the 20 in a single game. Registered six punts for 227 yards [37.8 avg.] for a 36.0 NET avg. with his longest punt travelling 41 yards in a win vs. DAL [10/21]... Recorded five punts for 246 yards [49.2 avg.], downed three inside the 20 and had his longest punt travel 58 yards in a win at NYG [10/28]... Punted five times for 245 yards for a net average of 48.2 yards and recorded a season best 62-yard punt, landing four inside the 20-yard line vs. ATL [11/4]... Tallied 247 yards on five punts [49.4 avg.] for a 47.8 net average landing four inside the 20-yard line and the 49.4 yards per punt average is his highest on the season in a win at TB [11/11]... Averaged 40.4 on five punts, including two downed inside the 20 and a long of 51 yards vs. HOU [11/18]... Punted five times for an average of 45.6 and tallied four punts inside the 20 at DAL [11/22]... Totaled 290 yards on six punts [48.3 avg.] and a net average of 45.2 and has now collected 15,448 punting yards and has passed Hall of Famer Sammy Baugh [15,245] for No. 3 in franchise history in punting yards. He also pinned two punts inside the 20 yard line, increasing his season total to 33 which is the most in the NFL this season at PHI [12/3]... Recorded three punts inside the 20 yard line and set a new single season franchise record since the statistic began being tracked in 1976. Way was the 2018 league leader entering the day. Way [345] registered eight punts to take sole possession of third on Washington's all-time list, passing Sammy Baugh [338] and Pat Richter [338] vs. NYG [12/9]... Punted six times for an average of 46.5, while also tallying three punts inside the 20 at JAX [12/16]... Notched two punts for an average of 53.5 yards at TEN [12/22]... Totaled 224 yards on five punts [44.8 avg.] while also pinning two punts inside the 20 vs. PHI [12/30].

2017 [WASHINGTON]

Punted a single-season career-high 83 times for a career-high 3,794 yards [45.7 avg.]... Recorded a career-high 33 punts downed inside the 20, matching Matt Turk's mark from 1998 for the most by a member of Washington in records dating back to 1976... Averaged 40.5 yards on four punts, landing two inside the 20 vs. PHI [9/10]... Dropped two of his four punts at LAR [9/17] inside the 20, averaging 51.0 yards per punt... Averaged 44.2 yards on five punts in a win vs. OAK [9/24], including three downed inside the 20 and a long of 58 yards... Averaged 42.3 yards per punt on four punts, dropping two inside the 20 and holding Tyreek Hill without a return at KC [10/2]... Punted four times for

an average of 45.3 yards in a win vs. SF [10/15]... Averaged 47.8 yards on five punts with a long of 60 at PHI [10/23]... Punted three times and averaged 46.7 yards per punt vs. DAL [10/29]... Averaged 40.0 yards on a career-high-tying eight punts in a win at SEA [11/5]... Recorded a 52-yard punt downed inside the 20 vs. MIN [11/12]... Averaged 49.6 yards on five punts including a 60-yarder at NO [11/19]... Recorded a career-high four punts downed inside the 20 among his seven punts [44.0 avg.] in a Thanksgiving night win vs. NYG [11/23]... Dropped three of his five punts inside the 20 at DAL [11/30]... Tied career high with eight punts [43.4 avg.] at LAC [12/10], downing three inside the 20. Marked Washington's first streak of three straight games with three or more punts downed inside the 20 since a four-game streak in Weeks 7-11 of the 1998 season... Averaged season-high 53.2 yards on six punts in a win vs. ARI [12/17]... Punted five times with an average of 49.4 yards per punt, including a season-high 45.8-yard net average, in a win vs. DEN [12/24]... Recorded career highs in punts (nine) and punting yards [426] and matched his career high in punts downed inside the 20 [four] at NYG [12/31].

2016 (WASHINGTON)

Punted in all 16 games, averaging 45.1 yards and 38.9 net yards on 49 punts with 15 downed inside the 20 and four touchbacks. His 49 punts were the fewest by any Washington punter who punted in all 16 games in a season... Punted once vs. PIT [9/12], pinning the Steelers inside the 20-yard line with a 27-yard punt... Averaged 37.5 yards on two punts vs. DAL [9/18], downing one inside the 20... Punted twice with an average of 45.5 yards per punt in a win at NYG [9/25]. Also completed his first career pass attempt, a 31-yard gain to Quinton Dunbar on a fake punt. The fake punt was Washington's first successful fake kick of any kind since Week 10 of the 2009 season vs. Denver, when punter Hunter Smith connected with fullback Mike Sellers for a 35-yard touchdown... Posted then-season highs in punts (three), punting average [48.7], punts downed inside the 20 (two) and longest punt [59] in a win vs. CLE [10/2]... Punted six times for an average of 42.2 yards with two downed inside the 20 in a win at BAL [10/9]... Averaged 52.8 yards on four punts in a win vs. PHI [10/16]... Punted twice for an average of 43.0 yards at DET [10/23]... Averaged 42.7 yards per punt on three punts in a tie against CIN [10/30] in London... Punted twice for an average of 46.0 yards in a win vs. MIN [11/13]... Averaged 38.0 yards on three punts in a win vs. GB [11/20]... Punted once for 39 yards at DAL [11/24]... Averaged 44.5 yards on two punts including a 59-yarder at ARI [12/4]... Averaged 47.0 yards on three punts with a net average of 45.3 yards in a win at PHI [12/11]... Averaged 47.7 yards on six punts vs. CAR [12/19]... Punted twice for an average of 41.5 yards per punt in a win at CHI [12/24]... Averaged 49.7 yards on a season-high seven punts vs. NYG [1/1].

2015 (WASHINGTON)

Appeared in all 16 regular season games and one postseason contest. Punted 70 times in the regular season for an average of 46.1 yards per punt, the fifth-best season average in team history. Averaged 38.8 net yards per punt, the second-best single-season average in team records available back to 1976... Averaged 41.3 yards per punt on three punts vs. MIA [9/13]... Punted six times for 244 yards [40.7 avg.] with one downed inside the 20 vs. STL [9/20]... Punted once for 36 yards and had a 50-yard kickoff following a safety at NYG [9/24]... Punted five times for an average of 44.2 yards per punt vs. PHI [10/4]. Recorded a then-season-long 63-yard punt in the second quarter, his longest punt since registering a career-long 77-yarder in Week 4 in 2014... Averaged 50.3 yards per punt on four punts at ATL [10/11], his best since Sept. 25, 2014 [58.3 vs. NYG]... Punted six times for 48.0 yards per punt with a long of 53 yards at NYJ [10/18]...

Averaged 47.3 yards on four punts vs. TB [10/25]... Punted four times for an average of 47.0 yards with a long of 55 at NE [11/8]... Punted twice for an average of 43.5 yards in a win vs. NO [11/15]... Posted season highs in gross punting average [53.2] and net punting average [53.0] at CAR [11/22]... Punted six times for an average of 44.7 yards per punt, including three downed inside the 20 and a long of 60 in a win vs. NYG [11/29]... Punted six times for 253 yards [42.4 average] with one downed inside the 20 vs. DAL [12/7]... Averaged 43.0 yards per punt on four punts against his former team at CHI [12/13], including a season-long 64-yarder... Punted three times for an average of 46.7 yards in a win vs. BUF [12/20]... Averaged 49.6 yards on a season-high seven punts in a division-clinching win at PHI [12/26]... Averaged 50.0 yards on four punts, including three downed inside the 20 in the regular season finale at DAL [1/3]... In NFC Wild Card Round vs. GB [1/10], averaged 50.6 yards per punt on five punts, the third-best single-game postseason average in team history. Recorded a 60-yard punt in the first quarter, the third-longest punt in franchise postseason history.

2014 (WASHINGTON)

Joined Washington via waiver claim in the preseason and punted in all 16 games, averaging 47.5 yards on 77 punts [40.0 net] with 22 punts downed inside the 20... Became the first member of Washington to lead the NFL in punting for a season since Sam Baker in 1958... Finished with the fourth-best gross average in team history, trailing only Sammy Baugh's full-season NFL record [51.4 yards per punt in 1940] and Baugh's 1941 and 1942 campaigns [48.7 and 48.2]... 40.0-yard net punting average was the highest by a Washington punter in records dating back to 1976, surpassing Matt Turk's mark of 39.2 net yards set in both 1996 and 1997... Made NFL debut at HOU [9/7], punting five times with an average of 49.2 yards with two downed inside the 20 and a long of 61... Punted four times for an average of 49.8 yards with a long of 61 vs. JAX [9/14]... Averaged 56.7 yards on three punts with a net of 41.0 yards per punt and a long of 65 at PHI [9/21]... Averaged a career-high 58.3 yards per punt on four punts vs. NYG [9/25], falling 1.1 yards shy of matching Pro Football Hall of Famer Sammy Baugh's team record for punting average in a single game [59.4 at Detroit on Oct. 27, 1940]. Recorded a career-long 77-yard punt in the third quarter, tying Steve Cox for the third-longest punt in franchise history (Nov. 1, 1987 at Buffalo)... Punted eight times with an average of 49.9 yards per punt and a long of 59 vs. SEA [10/6]... Punted five times for an average of 47.4 yards with a long of 58 yards at ARI [10/12]... Punted three times with an average of 41.3 yards per punt vs. TEN [10/19]... Averaged 46.2 yards per punt on five punts and had three punts downed inside the 20 in an overtime win at DAL [10/27]... Punted three times at MIN [11/2], averaging 45.3 yards per punt with a long of 51... Punted four times with an average of 44.3 yards per punt and a long of 55 vs. TB [11/16]... Matched career highs in punts (eight) and punts downed inside the 20 (three) at SF [11/23], accumulating 373 yards for an average of 46.6 yards per punt... Averaged 46.5 yards on six punts at IND [11/30], placing three inside the 20... Averaged 45.8 yards on six punts and added a two-yard rushing attempt vs. STL [12/7]... Punted six times with an average of 45.2 yards per punt at NYG [12/14]... Punted three times with an average of 44.3 yards per punt vs. PHI [12/20]. Placed all three punts inside the 20... Punted four times with an average of 44.0 yards per punt. Recorded a 60-yard punt in the third quarter, becoming the first Washington punter to post a 60-yard punt in five games in a single season since Matt Turk in 1998.

2013 (BEARS)

Spent the offseason with the Bears before being released on Aug. 25.

COLLEGE

Appeared in 53 games at Oklahoma from 2008-12, punting 250 times for 10,988 yards (44.0 avg) with 36 touchbacks and 91 punts downed inside the 20... Had 71 punts of 50-plus yards during his career with a long of 85... Exited OU ranking No. 1 in school history with a 44.0 yards-per-punt average... Set Oklahoma career record with 71 punts of 50-plus yards... Named All-Big 12 Honorable Mention by coaches as a senior, placing 22 of his 53 punts inside the opponents' 20-yard line with just eight touchbacks... Named honorable mention All-Big 12 by AP and coaches as a junior after placing 34 of his 63 punts inside the opponents' 20-yard line with just six touchbacks... Was honorable mention All-American by Sports Illustrated, All-Big 12 second team by Phil Steele and All-Big 12 honorable mention from the media and the coaches as a sophomore. Rotated with kickoff duties as well and had nine touchbacks on 70 kickoffs while averaging 63.0 yards per kick... Named Sporting News third-team All-American and first-team All-Big 12 by the Waco Tribune Herald and second-team by AP, coaches, Dallas Morning News and Fort Worth Star-Telegram as a redshirt freshman. Led the Big 12 and ranked No. 3 nationally in punting average that season.

PERSONAL

Attended Union H.S. in Tulsa, Okla., where he was a member of all-state teams for both The Oklahoman and Tulsa World... Named district special teams player of the year as a senior... Handled kicking duties, converting all 42 extra point attempts and 14-of-19 field goal attempts... Selected to play in the 2008 Oil Bowl... Created a trivia game titled "What's Your Bid?" following training camp in 2016 and released the finished product to the public in 2018... Wife, Brianna Way (née Turang), was an All-American and national champion softball player at Oklahoma... He and his wife, Brianna, have three children: twins, Beau and Harper and daughter, Hadley... Son of Debra and Leo Way... Born on April 18, 1990.

YEAR-BY-YEAR STATS

PUNTING

Year	Team	No.	Yds	Avg.	Lg	In 20	TB	Net
2014	Was	77	3659	47.5	77	22	7	40.0
2015	Was	70	3224	46.1	64	21	7	39.8
2016	Was	49	2209	45.1	61	15	4	38.9
2017	Was	83	3794	45.7	64	33	6	39.0
2018	Was	79	3581	45.3	63	41	0	41.5
2019	Was	79	3,919	49.6	79	30	4	44.1
Career		437	20,388	46.6	79	162	28	40.7

KICKOFFS

Year	Team	KO	TB	Pct	Yds	Avg
2014	Was	18	9	50.0	1174	65.2
2015	Was	2	0	0	120	60.0
2017	Was	1	0	0	61	61.0
Career		21	9	42.9	61	64.5

ADDITIONAL

Passing: 1-for-1, 31 yds. [2016]; 1-for-1, 7 yds. [2018]

Rushing: 1 att. for 2 yds. [2014]

POSTSEASON PUNTING

Year	Team	No.	Yds	Avg.	Lg	In 20	TB	Net
2015	Was	5	253	50.6	60	3	0	44.8
Career		5	253	50.6	60	3	0	44.8

CAREER HIGHS

SINGLE-GAME

Punts:	10, vs. New England [10/06/19]
Punting Yards:	500, vs. New England [10/06/19]
Punting Average:	58.3, vs. NY Giants [9/25/14]
Punting Long:	79, at Carolina [12/01/19]
Downed Inside 20:	5, vs. Dallas [10/21/18]
Net Punting Average:	55.5, vs. NY Giants [9/25/14]

19



JESTER WEAH

WR

6-3 // 209

2nd NFL Season // Pittsburgh

DOB: Feb. 7, 1995 // Madison Memorial (Madison, Wis.)

TRANSACTIONS

Originally entered the NFL with the Houston Texans as a college free agent on May 11, 2018... Waived on September 1, 2018... Signed to the Texans practice squad on September 2, 2018... Cut on October 1, 2018... Signed by the Texans on January 7, 2019... Cut on August 31, 2019... Signed to Washington's practice squad on October 10, 2019... Promoted from the practice squad on December 27, 2019.

YEAR-BY-YEAR

2019 (WASHINGTON)

Promoted from the practice squad on Dec. 27 and contributed vs. DAL [12/29].

COLLEGE

Played collegiately at Pitt from 2014-17, appearing in 42 career games for the Panthers... In 2017, compiled 41 receptions for 698 yards (17.0 avg.) and four touchdowns... Led team in receiving yards and TD catches... Sparked Pitt's 42-10 victory over Rice with a season-high 137 receiving yards on just five catches (27.4 avg.)... Also reached 100 receiving yards against NC State (106 on a career-high tying seven catches) and Virginia Tech (104 on four receptions)... Selected to play in the 2018 East-West Shrine Game... In 2016, played in 13 games and led Pitt in receptions (36), receiving yards (870) and touchdown catches (10)... Averaged an incredible 24.2 yards per catch, which led the ACC and ranked second nationally... His 10 TD catches ranked third in the ACC and 28th nationally.

PERSONAL

Attended Madison Memorial in Madison, Wis., where he was rated the No. 2 wide receiver in Wisconsin by Rivals and Scout after averaging 20 yards per catch over his final two seasons... Compiled 71 receptions for 1,436 yards (20.2 avg.) and 13 touchdowns over his junior and senior years... Enjoyed a prolific and decorated prep career despite not playing organized football until his sophomore season... Selected all-state by the Wisconsin Football Coaches Association (WFCA) and Associated Press as a senior after catching 38 passes for 799 yards (21.0 avg.) and eight TDs... First team All-Big Eight Conference... Rated the No. 13 overall prospect in Wisconsin by Rivals and Scout... Also a standout in basketball and track... Helped basketball team to the Wisconsin Interscholastic Athletic Association Division 1 (largest classification) state title his sophomore year... First team All-Big Eight and Wisconsin State Journal All-Area after averaging nearly 12 points and six rebounds as a senior... State sprint champion in the indoor 55-meters (6.39) and outdoor 100- (10.70) and 200-meters (21.73)... Son of Esther Garwo and James Weah... Uncle, George Weah, is a former FIFA World Player of the Year and was elected president of Liberia in 2017... Born Feb. 7, 1995.

YEAR-BY-YEAR STATS

PUNTING

Year	Team	GP	GS	Rec	Yds	Avg	Lg	TD
2019	Was	1	0	0	0	0	0	0
Career		1	0	0	0	0	0	0



PLAYER BIOS

2020 DRAFT PICKS

99

CHASE YOUNG

DE**6-5 // 265****Rookie // Ohio State****DOB: April 14, 1999 // DeMatha Catholic H.S. [Hyattsville, Md.]**

TRANSACTIONS

Originally selected by Washington in the first round (2nd overall) of the 2020 NFL Draft.

COLLEGE

Appeared in 38 games at Ohio State from 2017-19, recording 99 tackles (69 solo), 42.5 tackles for loss, 30.5 sacks, 10 forced fumbles and eight passes defended... As a junior in 2019, registered 16.5 sacks, which set the Ohio State single-season record and was the highest total in the nation... Also led the nation in forced fumbles (seven).... Was Team captain... Was named a unanimous All-American... Heisman Trophy finalist, where he was the ninth defensive player out of 159 total finalists since 1982... Named both the Chuck Bednarik Award and Bronko Nagurski Trophy winners... Named Big Ten Defensive Player of the Year and Big Ten Defensive Lineman of the Year... Was additionally named to the 2019 College Football All-American Team and first-team All-Big Ten.

PERSONAL

Attended DeMatha Catholic High School in Hyattsville, Md., where he won the state football championship during his senior season... Consensus 5-star prospect and one of the Top 10 players regardless of position in the nation as a high school senior... No. 1 player in the state of Maryland... Was named Washington Post's all-metropolitan defensive player of the year... Was included on the U.S. Army All-American and American Family Insurance All-US Football teams... Son of Carla and Greg Young... Born April 14, 1999.

24

ANTONIO GIBSON

RB**6-2 // 220****Rookie // Memphis****DOB: June 23, 1998 // Eagles Landing H.S. [McDonough, Ga.]**

TRANSACTIONS

Originally selected by Washington in the third round (66th overall) of the 2020 NFL Draft.

COLLEGE

Played collegiately in 28 games and made 11 starts at Memphis, appearing at both running back and wide receiver... For his career, has registered 44 receptions for 834 yards and 10 touchdowns as well as rushed for 369 yards on 33 carries (11.2 avg.)... Finished with 1,850 all-purpose yards (369 rush/834 receiving/647 return)... In 2019, saw action in all 14 games... Ranked top three in the team in rushing yards (369), receiving yards (735), kick return yards (645), all purpose yards (1,749) and points scored (78)... Had seven games with 100-plus all-purpose yards and posted a school-record for all purpose yards in a single game with 386 yards in a win over SMU... Was selected the 2019 American Athletic Conference Co-Special Teams Player of the Year... Also a 2019 All-American Athletic Conference first team selection as a kick return specialist and was a 2019 All-American Athletic Conference second team selection as a wide receiver... Was only the fourth player in American Athletic Conference history to receive all-league honors at two positions.

PERSONAL

Attended Eagles Landing H.S. in McDonough, Ga. where he named the Henry Herald Offensive Player of the Year in 2015.... During junior and senior seasons, totaled 2,680 yards (940 rush/136 pass/1,604 receive), 3,132 all-purpose yards (940 rush/1,604 receive/332 kick return/256 punt return) and 30 touchdowns... Helped lead the Golden Eagles to consecutive winning campaigns in 2014 and 2015 and a trip to the Georgia High School Association (GHSA) Class AAAA state playoffs... As a senior in 2015, named the Henry Herald Offensive Player of the Year, All-Region 4-AAAA Offensive Player of the Year... Son of Annette Williams... Born on June 23, 1998.

77

SAAHQDIQ CHARLES

T
6-4 // 321
Rookie // LSU
DOB: July 26, 1999 // Madison-Ridgeland Academy [Madison, Miss.]

TRANSACTIONS

Originally selected by Washington in the fourth round (108th overall) of the 2020 NFL Draft.

COLLEGE

Appeared in 32 games (28 starts) at LSU from 2017-19, where he saw most of his action at left tackle, but also saw time at right tackle and right guard ... Started 26 times at left tackle and once at right tackle and right guard... Played a total of 2,102 offensive snaps... Helped pave the way for LSU running backs going over the 1,000-yard mark all three of his seasons... In 2019, was a key component of offense line that helped pave the way for LSU's record-setting offense... Contributed to the success of Heisman Trophy quarterback Joe Burrow and 1,400-yard rusher Clyde Edwards-Helaire... Part of an LSU offensive line that was named the winner of the 2019 Joe Moore Award, which is presented annually to the top offensive line in college football... In 2017, made an immediate impact, starting nine games as a true freshman... Earned a spot on the Freshman All-SEC team.

PERSONAL

Attended Madison-Ridgeland Academy in Madison, Miss., where was considered one of the top players in the state of Mississippi as a senior in 2016.... Four-star recruit according to Rivals and Scout... New Orleans native who was displaced due to Hurricane Katrina ... Bounced around after Katrina from north Louisiana, Houston, Georgia and Montgomery, Alabama, before finally settling in Madison, Mississippi... No. 16 rated offensive guard and No. 7 overall prospect from the state of Mississippi according to 247Sports ... Named to the 2016 Dandy Dozen list as one of the top high school senior football players in Mississippi... Born on July 26, 1999.

10

ANTONIO GANDY-GOLDEN

WR**6-4 // 223****Rookie // Liberty****DOB: April 11, 1998 // Paulding County H.S. [Dallas, Ga.]**

TRANSACTIONS

Originally selected by Washington in the fourth round (142nd overall) of the 2020 NFL Draft.

COLLEGE

Appeared in 45 games at Liberty from 2016-19, where he finished as Liberty's all-time leader in catches (240), receiving yards (3,814) and receiving touchdowns (33)... In 2019, registered 1,396 receiving yards in 13 games – the fourth-most in Division I FBS... His catches (79), yards per catch (19.3) and receiving touchdowns (10) all ranked in the top 20 nationally... In three games against Power 5 programs, combined for 17 receptions, 247 yards and a pair of scores... In 2018, finished the season with 1,037 receiving yards and 10 touchdowns... Became the second player in program history to post back-to-back 1,000 receiving yard seasons... Named Phil Steele Postseason All-Independent first team.

PERSONAL

Attended Paulding County H.S. in Dallas, Ga., where he was a four-year letter winner... Finished his senior campaign with 1,083 receiving yards and five touchdowns... 5A All-Region and Team MVP as a senior... Player of the Year as a junior, recording 891 receiving yards and five touchdowns... Named Offensive Player of the Year as a sophomore, finishing the season with 355 receiving yards and a touchdown... Son of Antonio Golden and Monet Gandy... Born on April 11, 1998.

60

KEITH ISMAEL

C**6-3 // 310****Rookie // San Diego State****DOB: July 25, 1998 // Sacred Heart Cathedral Prep [Calif.]**

TRANSACTIONS

Originally selected by Washington in the fifth round (156th overall) of the 2020 NFL Draft.

COLLEGE

Appeared in 38 games at San Diego State from 2017-19, where he was named a two-time First-Team All-Mountain West selection (2018-19)... In 2019, started 13 games at center, playing 954 of the team's 956 offensive snaps... Was named the team's offensive lineman of the year for the second straight season... Was named a Pro Football Focus third-team All-American... In 2018, started 10 games, including five at right guard and five at center... Had only two penalties in 821 snaps... Had the second-highest overall grade in the Mountain West at center, despite playing 356 of his 821 snaps at guard.

PERSONAL

Attended Sacred Heart Cathedral Prep in San Francisco, Calif., where he earned two letters and was a first-team all-league pick... Also was a second-team all-metro honoree... Named the team's offensive lineman MVP... A two-star recruit by both Rivals and Scout... Also played lacrosse... Son of George Ismael and Johanna Woodby... Born July 25, 1998.

47

KHALEKE HUDSON

LB**6-0 // 220****Rookie // Michigan****DOB: December 6, 1997 // McKeesport H.S. [McKeesport, Pa.]**

TRANSACTIONS

Originally selected by Washington in the fifth round (162nd overall) of the 2020 NFL Draft.

COLLEGE

Appeared in 52 games (37 starts) at Michigan from 2016-19, where he finished with 225 tackles (114 solo), 10.0 sacks, 2 interceptions, 14 passes defended, 2 forced fumble and 1 fumble recoveries... In 2019, started all 13 games and led the team with 102 tackles, including 3.5 for loss, two sacks, three pass breakups and one blocked punt... Semifinalist for the Jason Witten Collegiate Man of the Year... In 2018, appeared in all 13 games and totaled 44 tackles with 3.5 for loss, two sacks, and two blocked punts... All-Big Ten selection... Four-time letterman.

PERSONAL

Attended McKeesport Area High School in McKeesport, Pa., where he played on both sides of the ball... As a senior, registered 60 tackles and three interceptions -returning two for touchdowns... Rushed for 1,118 yards on 106 carries with 17 touchdowns and caught five passes for 219 yards and scored five touchdowns... Was rated as a three-star prospect by Rivals.com... ESPN three-star prospect and the No. 28 overall player in Pennsylvania... Scout.com four-star prospect, No. 24 athlete nationally, No. 2 athlete in the East and No. 1 athlete in Pennsylvania... Pittsburgh Post-Gazette 2015 High School Football Player of the Year... Born December 6, 1997.

31

KAMREN CURL

S**6-2 // 198****Rookie // Arkansas****DOB: March 31, 1999 // Muskogee H.S. (Okla.)**

TRANSACTIONS

Originally selected by Washington in the seventh round (216th overall) of the 2020 NFL Draft.

COLLEGE

Appeared in 32 games at Arkansas from 2017-19, where he finished with 175 tackles (105 solo), 2.0 sacks, 2 interceptions, 15 passes defended, 3 forced fumbles and 2 fumble recoveries... In 2019, started all 11 games he played at strong safety... Totaled 789 snaps over the course of the year, with 682 coming on defense – the third most of any Razorback in 2019... Finished fourth on the team with 76 total tackles, 46 solo, which were the second-most by a Razorback... Racked up 4.0 tackles for loss, including two sacks, with two pass breakups... Also tallied two interceptions, two fumble recoveries and two forced fumbles... Was the first player in the NCAA in 2019 to record a sack, an interception and score a touchdown on a fumble recovery, accomplishing the feat over the first two weeks of the season.

PERSONAL

Attended Muskogee H.S. (Okla.), where he was a consensus three-star prospect by ESPN, Rivals, Scout and 247Sports... As a senior, totaled 89 tackles and six pass breakups tackles to help lead the Roughers to a 9-2 record and the Class 6II semifinal... Also turned two of his three interceptions into touchdowns... Hauled in 46 catches for 533 yards and six touchdowns on offense ... Named to the Muskogee Phoenix All-Area team as a defensive back and to Scout's All-Midlands team as an athlete... Tabbed the No. 7 player in Oklahoma and No. 41 safety in the class by Rivals... Listed the No. 44 safety in the class and top safety in Oklahoma by Scout ... Rated the No. 9 player in Oklahoma and No. 52 athlete in the 2017 class by ESPN... Top 10 player in the state and No. 42 athlete in the 247Sports Composite ranking... Also competed on the track and field team... Son of Adrienne and Greg Curl... Born March 31, 1999.

72

JAMES SMITH-WILLIAMS

DE**6-3 // 265****Rookie // NC State****DOB: July 29, 1997 // Millbrook H.S. [Raleigh, N.C.]**

TRANSACTIONS

Originally selected by Washington in the seventh round (229th overall) of the 2020 NFL Draft.

COLLEGE

Appeared in 29 games at NC State from 2015-19, where he finished with 82 tackles (38 solo), 8.0 sacks, 3 passes defended, 1 forced fumble and 2 fumble recoveries... In 2018, had 36 tackles, nine of which were for a loss, and six sacks... Graduated from NC State in December of 2018 with a degree in business supply chain management.

PERSONAL

Attended Millbrook H.S. in Raleigh, N.C., where he played outside linebacker... As a senior, posted 146 tackles, 19 sacks and 36 tackles for loss as a senior... His 19 sacks tied the school record for most in a season... Ranked No. 49 player in North Carolina by Rivals.com. No. 113 outside linebacker nationally by ESPN.com... Member of National Honor Society and All-Academic Honor Roll... Started the Athletic Service Club at Millbrook... First NFL ambassador to represent 'Set The Expectation', which combats sexual and physical violence... Born March 31, 1999.

16

JOHNATHON JOHNSON

WR**5-10 // 180****Rookie // Missouri****DOB: November 30, 1996 // Melrose H.S. [Memphis, Tenn.]**

TRANSACTIONS

Originally entered the NFL with Washington as a college free agent on April 28, 2020.

COLLEGE

Appeared in 46 games at Missouri from 2015-19, where he finished with 153 receptions for 2,190 yards and 13 touchdowns... Finished his career ranked sixth on Mizzou's all-time receiving yards list with 2,190 over his four years... His 153 career receptions rank eighth in program history... In 2019, missed the final four games of the season and registered 29 catches for 294 yards... In 2018, lead the Tigers with a career-best 59 receptions which went for 737 yards and five touchdowns... Closed the season with a nine-catch, 185-yard, one-touchdown performance playing in his hometown of Memphis at the Liberty Bowl against Oklahoma State, nearly leading Mizzou to a big comeback win.

PERSONAL

Attended Melrose H.S. in Memphis, Tenn., where he was a top-25 recruit out of the state of Tennessee according to Rivals and a three-star recruit by Rivals and 247Sports... As a senior, finished with 64 catches for 1,381 yards, 16 receiving touchdowns and 22 total touchdowns, including 3 return touchdowns... Born November 30, 1996.

6

STEVEN MONTEZ

QB**6-5 // 235****Rookie // Colorado****DOB: Jan. 14, 1997 // Del Valle H.S. [Texas]**

TRANSACTIONS

Originally entered the NFL with Washington as a college free agent on March 28, 2020.

COLLEGE

Appeared in 46 games (38 starts) at Colorado from 2016-19, where he completed 824-of-1321 yards for 9,710 yards, 63 touchdowns and 33 interceptions... Became the fourth player in CU history to accumulate 7,000 career passing yards against Colorado State (8/30) and then became the second to hit both 8,000 and 9,000 later in the season... In 2019, started all 11 games this season and has completed 238-of-379 yards for 2,651 yards, 15 touchdowns and 10 interceptions... His 2,651 yards is ninth most in a season in CU history, his 238 completions ranks fifth most and his 379 attempts is sixth most in a season... Also has 56 rushes for 174 yards (280 taking out sacks) with three touchdowns... His total offense numbers include 435 plays for 2,844 yards... His 2,844 yards ranks sixth most in CU history... Has set 43 school records, 31 outright and nine tied.

PERSONAL

Attended Del Valle H.S. in Texas where he earned second-team All-State honors, along with first-team All-City and All-District 2-5A accolades... As a senior, accomplished the rare 2,000/1,000 (yards passing and rushing, and was just 33 shy of 3K/1K)... completed 233-of-359 passes for 2,967 yards, a 64.9 completion percentage, with 46 touchdowns to just three interceptions... That computed to an NCAA passer rating of 174.9 as he threw for over 200 yards in 11 of 13 games... Ran the ball 124 times for 1,058 yards, averaging 8.5 yards per carry, scoring an additional 13 times... Had two 100-yard games and a long run of 87 yards... Punted the ball on five occasions, averaging 43.2 yards per with two placed inside-the-20... Father [Alfred] was a college quarterback at Texas Tech and Western New Mexico and played one season in the NFL with the Oakland Raiders (1996)... Born January 14, 1997.

83

ISAIAH WRIGHT

WR**6-2 // 220****Rookie // Temple****DOB: Jan. 13, 1997 // Kingswood-Oxford H.S. [West Hartford, Conn.]**

TRANSACTIONS

Originally entered the NFL with Washington as a college free agent on March 28, 2020.

COLLEGE

Appeared in 50 games at Temple from 2016-19, where he finished with 134 receptions for 1,552 yards and 12 touchdowns as well as rushing 91 times for 552 yards and 3 touchdowns... In 2019, recorded 47 receptions for 442 yards and 5 touchdowns... Also rushed 5 times for 48 yards... Had his first 100-yard receiving game (104) of the season in a win at ECU... In 2018, led team with seven receptions for a career-high 114 yards against Boston College... Earned AAC Special Teams Player of the Week and Paul Hornung Award Honor Roll honors after returning six kicks for 156 yards and a TD against ECU... Caught game-winning TD in overtime vs. #20 Cincinnati... Became just the fourth player in Temple history to eclipse 3,000 all-purpose yards at Houston.

PERSONAL

Attended Kingswood-Oxford H.S. in West Hartford, Conn., where he played both wide receiver and defensive back... Caught 91 receptions for 1,917 yards and 19 touchdowns... Also rushed for 330 yards and one score on 24 carries... Defensively, racked up 74 total tackles, 47 solo, with four interceptions and two fumble recoveries... A three-time all-conference honoree... Part of the Japan 8 (8 Temple players who traveled to Japan in the spring for a week of football clinics)... Son of Nina Wright and Randy Smith... Born January 13, 1997.



PLAYER BIOS

OPT OUT PLAYERS

96



CALEB BRANTLEY

DT

6-2 // 305

4th NFL Season // Florida

DOB: Sept. 2, 1994 // Crescent City (Fla.) H.S.

TRANSACTIONS

Originally selected by the Cleveland Browns in the sixth round (185th overall) of the 2017 NFL Draft... Released by the Browns on September 1, 2018... Signed with Washington on September 3, 2018.

PRO

Enters 2020 having previously appeared in 20 regular season games with one start since 2017... Joined Washington heading into Week 1 of the 2018 season.

YEAR-BY-YEAR

2019 (WASHINGTON)

Saw action in Week 1 at PHI [09/08]... Was placed on the reserve/injured list with a foot injury on September 13, 2019.

2018 (WASHINGTON)

Contributed on defense and special teams and appeared in seven games... Inactive in Weeks 1-6... Made Washington debut and contributed on special teams in a win vs. DAL [10/21]... Contributed on defense and special teams in a win at NYG [10/28]... Contributed on special teams vs. ATL [11/4]... Inactive in Weeks 10-12... Contributed on defense and special teams at PHI [12/3]... Inactive vs. NYG [12/9]... Contributed on defense and special teams at JAX [12/16]... Contributed on defense and special teams at TEN [12/22]... Contributed on defense and special teams... Recorded one solo tackle vs. PHI [12/30].

2017 (BROWNS)

Appeared in 12 games with one start at DT, posting 18 tackles, two sacks and one fumble recovery... Made NFL debut on DL at IND [9/24]... Earned first career sack vs. CIN [10/1]... Started first career game at DT, logging two solo tackles vs. MIN in London [10/29]... Logged two tackles, one sack and one fumble recovery, his first career, at PIT [12/31].

COLLEGE

Played collegiately at Florida starting 22 of 38 career games in which he played.. Declared for the NFL draft following his redshirt junior season... Led the Gators in tackles for loss (9.5) in 2016, earning AP All-SEC second-team honors... Posted 31 tackles and 2.5 sacks in his last year... Recorded one sack and three tackles in Florida's 30-3 victory over Iowa in the Outback Bowl, his final collegiate game... Started 10 of 13 games in 2015, totaling 28 tackles and 3.0 sacks... Played in all 12 games in 2014, finishing with 21 total tackles, 7.0 tackles for loss, two forced fumbles and a fumble recovery... Redshirted in 2013.

PERSONAL

Attended Crescent City H.S. (Fla.)... Rated the top 2013 defensive tackle during the Rivals 100 Five-Star Challenge... Played in the Under Armour All-American Game... Florida Class 1A All-state first team in 2012... Totaled 94 tackles, five sacks, four forced fumbles and two fumble recoveries as a senior... Born Sept. 2, 1994.

YEAR-BY-YEAR STATS

DEFENSE

Year	Team	G	GS	Tack	Solo	Sack	INT	FR
2017	Cle	12	1	18	12	2.0	0	1
2018	Was	7	0	1	1	9	9	0
2019	Was	1	0	0	0	0	0	0
Career		20	1	19	13	2.0	0	1

*Tackle stats according to STATS, LLC

CAREER HIGHS

SINGLE-GAME

Total Tackles:	2, eight times, last at Pittsburgh [12/31/17]
Solo Tackles:	2, three times, vs. Minnesota [10/29/17]
Sacks:	1, twice, last at Pittsburgh [12/31/17]

40



JOSH HARVEY-CLEMONS

LB

6-4 // 245

4th NFL Season // Louisville

DOB: Feb. 20, 1994 // Lowndes H.S. (Valdosta, Ga.)

TRANSACTIONS

Originally selected by Washington in the seventh round (230th overall) of the 2017 NFL Draft.

YEAR-BY-YEAR

2019 [WASHINGTON]

Saw action in nine games... Appeared in the season opener at PHI [9/8]... Appeared against Dallas [9/15]... Made a tackle on special teams vs CHI [9/23]... Appeared against the Giants [9/29]... Was inactive with an injury vs. NE [10/6]... Was inactive with an injury at MIA [10/13] vs. SF [10/20] and at MIN [10/24]... Active at BUF [11/3]... Appeared on special teams against the Jets [11/17]... Played 20 snaps on special teams vs. DET [11/24]... Played 67 snaps in a victory over CAR [12/1]... Inactive vs. GB [12/8] and PHI [12/15]... Did not see any game action in matchup vs. NYG [12/22]... Saw limited action on defense and special teams at DAL [12/29].

2018 [WASHINGTON]

Appeared in all 16 games, tallying 18 total tackles (15 solo) and one sack... Recorded one pass defended and appeared on defense and special teams in win at ARI [9/9]... Appeared on defense and special teams registering one tackle on special teams vs. IND [9/16]... Notched two tackles [one solo] on defense and one solo tackle on special teams in a win vs. GB [9/23]... Added one solo tackle on defense and contributed on special teams at NO [10/8]... Registered four tackles [three solo] in a win vs. CAR [10/14]... On defense, added one solo tackle, one pass defended and one assisted tackle on special teams in a win vs. DAL [10/21]... Finished with three tackles and recorded first career full sack for a loss of seven yards in a win at NYG [10/28]... Registered three tackles [two solo] and one quarterback hit vs. ATL [11/4]... Notched one solo tackle in a win at TB [11/11]... Recorded one pass defended and assisted on a tackle on special teams vs. HOU [11/18]... Talled one solo tackle at DAL [11/22]... Contributed on defense at PHI [12/3]... Notched two solo tackles vs. NYG [12/9]... Contributed on defense and special teams at JAX [12/16]... Contributed on special teams at TEN [12/22]... Contributed on special teams vs. PHI [12/30].

2017 [WASHINGTON]

Played in 10 games as a rookie, recording 11 tackles (six solo), a half-sack and a pass defended... Inactive in Weeks 1-2... Active but did not play vs. OAK [9/24]... Inactive in Weeks 4-7... Made NFL debut on special teams vs. DAL [10/29]... Contributed on special teams in a win at SEA [11/5]... Played on special teams vs. MIN [11/12] and at NO [11/19]... Assisted on two tackles on defense in a Thanksgiving night win vs. NYG [11/23]... Recorded a half-sack of Cowboys quarterback Dak Prescott at DAL [11/30]... Played on defense and special teams at LAC [12/10]... Made two solo tackles in a win vs. ARI [12/17]... Produced four tackles (two solo) in a win vs. DEN [12/24]... Recorded two solo tackles and a pass defended at NYG [12/31].

COLLEGE

Played collegiately at Louisville from 2015-16 after spending the 2012-13 seasons at Georgia... Played in 48 career games, including 23 at Louisville and 25 at Georgia. Recorded 228 career tackles (128 solo), 12.5 tackles for loss, 11 passes defended, four interceptions, three forced fumbles and 3.0 sacks... Appeared in 10 games for Louisville in 2016, contributing 61 tackles (38 solo), 4.0 tackles for loss and 2.0 sacks, picking up second-team All-ACC honors... Started all 13 games for the Cardinals in 2015, earning an honorable mention All-ACC selection after an 88-tackle, three-interception campaign... Redshirted per NCAA transfer rules in 2014... Started all 11 games in which he played at Georgia in 2013, making 65 tackles (38 solo) and intercepting one pass... Made 14 tackles in 14 games played as a freshman at Georgia in 2012.

tributing 61 tackles (38 solo), 4.0 tackles for loss and 2.0 sacks, picking up second-team All-ACC honors... Started all 13 games for the Cardinals in 2015, earning an honorable mention All-ACC selection after an 88-tackle, three-interception campaign... Redshirted per NCAA transfer rules in 2014... Started all 11 games in which he played at Georgia in 2013, making 65 tackles (38 solo) and intercepting one pass... Made 14 tackles in 14 games played as a freshman at Georgia in 2012.

PERSONAL

Attended Lowndes H.S. in Valdosta, Ga., where he was a first-team Class AAAA selection by the Georgia Sports Writers Association... Also named to the Atlanta Journal-Constitution Super 11 and Class AAAA All-State team... Rated as a five-star prospect by Rivals.com and Scout.com and was a four-star prospect according to ESPN... Participated in the 2012 U.S. Army All-American Bowl... Majored in criminal justice... Son of Vanetesa and Woodrow Clemons... Born Feb. 20, 1994.

YEAR-BY-YEAR STATS

DEFENSE

Year	Team	G	GS	Tack	Solo	Sack	INT	PD
2017	Was	10	0	11	6	0.5	0	1
2018	Was	16	0	18	15	1.0	0	3
2019	Was	9	0	0	0	0.0	0	0
Career		35	0	29	21	1.5	0	4

CAREER HIGHS

SINGLE-GAME

Total Tackles:	4, twice, last vs. Carolina [10/14/18]
Solo Tackles:	3, twice, last at NY Giants [10/28/18]
Sacks:	1, at NY Giants [10/28/18]



WASHINGTON HISTORY

ALL-TIME ASSISTANT COACHES


Entering 2020

A

Akey, Robb	2015-16
Aldrich, Charles "Ki"	1947
Angelichio, Brian	2019
Applebaum, Matt	2010
Arapoff, Jason	1992-2000
Arnsperger, Bill	2001
Austin, Bill	1969-70, 1973-77

B

Baker, Brian	2014
Baker, Ray	1937-39
Ball, Herman	1952-54
Banta, Bradford	2014-16
Barry, Joe	2015-16
Bass, Marvin	1952
Banker, Chuck	1987-88
Bernstein, Harrison	2007-09
Bielski, Dick	1973-76
Blache, Greg	2004-09
Blacken, Malcolm	2010
Bowser, Bob	1978-80
Breaux, Don	1981-93, 2004-07
Brindise, Noah	2002-03
Bugel, Joe	1981-89, 2004-09



Burney, Jacob	2010-14
Burns, DeChon	2002-03
Burns, Jack	1989-91, 2004-07
Burns, Keith	2013
Byner, Earnest	2004-07

C

Cabrelli, Larry	1951
Callahan, Bill	2015-19
Callahan, Ray	1978-80
Cameron, Cam	1994-96
Carberry, Kevin	2016-17
Carpenter, Ken	1968
Carpenter, Lew	1969-70
Carmichael Jr., Pete	2001
Carter, Rubin	1999-2000
Catavolos, George	2002-03
Cavanaugh, Matt	2015-19
Cherundolo, Charles	1964-65
Clark, Mike	2015-16
Clarke, Ken	2003
Collins, Jim	2002-03
Coyer, Larry	2013
Crumpler, Bobby	2003-09

D

Day, Shane	2014-15
Del Rio, Jack	2020
Del Rio, Luke	2020
DePaul, Bobby	1989-93
Diange, Joe	1987
Dickson, George	1969-70, 1978-80
Doll, Don	1966-70
Dowhower, Rod	1990-93
Dowler, Boyd	1971-72
Dudley, Bill	1953
Dunn, John	1984-86, 2004-05

E

Edwards, George	2002-03
Edwards, Glenn "Turk"	1940-45, 1949
Englehart, Chad	2010-19
Embree, Jon	2010
Evans, Dick	1955-58

F

Fazio, Foge	2000
Fewell, Perry	2015-16
FitzGerald, Jeff	1998-99
Flaherty, Pat	2000
Flowers, Richmond	2010-13
Foerster, Chris	2010-14

G

Garber, Chip	2009
Gibbs, Coy	2004-06
Gibron, Abe	1960-64
Gray, Jerry	2006-09
Gray, Torrian	2017
Grimm, Chad	2015-19
Grimm, Russ	1992-2000
Gruden, Deuce	2017
Guenther, Paul	2002-03

H

Haluchak, Mike	1994-96
Hanifan, Jim	1990-96
Harris, Chris	2020
Haslett, Jim	2010-14
Hastings, John	2002-09
Hayes, Tom	1995-99
Hawkins, Ralph	1972-77
Hefferle, Ernie	1959
Helton, Kim	2002-03
Henning, Dan	1981-82, 1987-88
Hickman, Bill	1973-77, 1981-88
Hightower, Richard	2010-13
Hilliard, Ike	2012, 2014-19
Hilton, John	1978-80
Hilyer, Jim	1975-76
Hixon, Stan	2004-07
Hoerner, Pete	2020
Holland, Lawson	2002-08
Holmes, Jerry	2001
Horton, Ray	1994-96, 2019
Hostler, Jim	2020
Huff, Sam	1969-70
Hughes, Ed	1964-67
Hunley, Ricky	2002
Hunt, John	2002-03

J

Jackson, Bobby	1994-99
Jackson, Hue	2001-03
Jackson, Steve	2004-11
Jacobs, Ben	2020
Jordan, Randy	2014-20

K

Kaczor, Nate	2019-20
Karmelowicz, Bob	1994-96
Kelly, Paul	2010-20
Khayat, Bill	2007-09
Kilroy, Frank	1962-64
Kim, Joe	2015
King, Jennifer	2020
Kotwica, Ben	2014-17
Kuharich, Joe	1954

L

LaFleur, Matt	2010-13
Lanham, Paul	1973-77, 1987-88
Latham, Kavan	2017-19
Lazor, Bill	2004-07
Leggett, Earl	1997-99
Levy, Marv	1971-72
Lewis, Marvin	2002
Lindsey, Dale	1997-98, 2004-06
Lynn, Ron	1994-96

ALL-TIME ASSISTANT COACHES

M

Mann, Richard.....	2001
Manusky, Greg.....	2001, 2016-19
Marchibroda, Ted.....	1961-65, 1971-74
Martz, Mike.....	1997-98
Mathews, Ray.....	1968
Matthews, Cannon.....	2017-19
Matuszak, Marv.....	1977
Matsko, John.....	2020
McCardell, Keenan.....	2010-11
McCormack, Mike.....	1966-72
McCulley, Pete.....	1977
McDaniel, LeCharles.....	1997-2000
McDaniel, Mike.....	2011-13
McPeak, Bill.....	1959
McVay, Sean.....	2010-16
Mee, Kirk.....	1974-77
Meeks, Ron.....	2000
Meidt, Chris.....	2008-09
Millner, Wayne.....	1946-48, 1954
Mills III, Sam.....	2020
Mitchell, Stump.....	2008-09
Moore, Wilber.....	1947-50
Morgan, Chris.....	2011-13
Morris, Raheem.....	2012-14
Morton, Chip.....	2002
Munsey, Bret.....	2014-19
Musgrave, Bill.....	2005

N


Neri, Jerry.....	1952
Nenaber, Brett.....	2020
Nixon, Mike.....	1954-58
Nolan, Mike.....	1997-99
Nunn, Robert.....	2003

O

O'Connell, Kevin.....	2017-19
O'Connor, Fred.....	1979-80
O'Hara, Chris.....	2017-19
Olivadotti, Kirk.....	1999-2010, 2014-17
Olson, Rich.....	1999-2000

P

Palermo, John.....	2008-09
Pardue, Jack.....	1973
Peccatiello, Larry.....	1981-93
Peetz, Jake.....	2014
Petitbon, Richie.....	1978-92



Pendry, Joe.....	2001
Phillips, Wes.....	2014-17
Pleasant, Aubrey.....	2013-16
Pope, Michael.....	1997-99

R

Ragone, Dave.....	2015
Raines, Frank.....	1988-89
Rauscher, Phil.....	2018-19
Rattay, Tim.....	2019
Raye, Jimmy.....	2001
Reed, Max.....	1950
Renfro, Ray.....	1966-67
Rhodes, Ray.....	2000
Rhyme, Jerry.....	1983-87
Riley, Dan.....	1982-99
Rivera, Vincent.....	2020
Robiskie, Terry.....	1994-2000
Rodgers, Richard.....	2020
Rodriguez, Pete.....	1994-97
Rowe, James.....	2017-19
Russ, Steve.....	2020
Ryan, Rob.....	2019

S

Sankal, Jake.....	2016-19
Saunders, Al.....	2006-07
Saunders, Bob.....	2006-07
Scarry, Mike.....	1966-68
Schottenheimer, Brian.....	2001
Schottenheimer, Kurt.....	2001
Schiotz, Matt.....	2001
Sevier, Wayne.....	1981-86, 1989-93
Shanahan, Kyle.....	2010-13
Sidwell, Ed.....	1997-99
Siemering, Larry.....	1953
Simmons, Warren "Rennie".....	1981-93, 2004-08
Slowik, Bob.....	2010-13
Slowik, Bobby.....	2011-13
Smith, Arthur.....	2007-08
Smith, Danny.....	2004-12
Smith, Mark.....	2003
Smith, Sherman.....	2008-09
Spanos, Lou.....	2010-11
Sparano, Jim.....	2001
Speros, Jim.....	1982-83
Spinoso, Tony.....	2006
Spurrier Jr., Steve.....	2002-03
Sullivan, Joe.....	1971-72
Stamm, Aaron.....	2019
Stautner, Ernie.....	1965
Stock, Mike.....	2001-03
Storm, Todd.....	2020
Svare, Harland.....	1969-70

T

Taylor, Charley.....	1981-93
Temerario, Tim.....	1960-65
Tereshinski, Joe.....	1955-59
Terrell, Drew.....	2020
Thomas, Emmitt.....	1986-94
Todd, Dick.....	1951
Tomsula, Jim.....	2017-19
Torgeson, Torgy.....	1959-61, 1971-77, 1981-93
Trgovac, Mike.....	2000-01
Turner, Bobby.....	2010-13
Turner, Scott.....	2020
Tuttle, Orville.....	1951

U

Ulrich, Richard "Doc".....	1978-80
----------------------------	---------

V

Verduzco, Jason.....	2000
Vieselmeier, Brent.....	2020

W

Wachenheim, Scott.....	2009
Waldron, Shane.....	2017
Walker, DeWayne.....	2004-05
Waller, Charlie.....	1972-77
Walton, Frank.....	1948
Walton, Joe.....	1974-80
Wetzel, Steve.....	1990-91
Wharton, Travelle.....	2020
Williams, Gregg.....	2004-07
Wilson, George.....	1965
Wilson, Kirby.....	2000
Willsey, Ray.....	1962-63
Winnier, Charley.....	1971-72
Wright, Ray.....	2010-14

Z

Zampese, Ken.....	2020
Zgonina, Jeff.....	2020

HONOR ROLL

There are currently 11 members of the team's assistant coach honor roll, which recognizes coaches with at least 10 seasons of service as an assistant in Washington.

Coch [Years].....	Seasons
Don Breaux (17).....	1981-93, 2004-07
Joe Bugel (15).....	1981-89, 2004-09
Bill Hickman (13).....	1973-77, 1981-88
Kirk Olivadotti (15).....	2000-10, 2014-17
Larry Peccatiello (13).....	1981-93
Richie Petitbon (15).....	1978-92
Dan Riley (18).....	1982-99
Wayne Sevier (11).....	1981-86, 1989-93
"Rennie" Simmons (18).....	1981-93, 2004-08
Charley Taylor (13).....	1981-93
"Torgy" Torgeson (23).....	1959-61, 1971-77, 1981-93

ALL-TIME NUMBERS

0

Olsewski, John, B 1958-60

00

Bagarus, Steve, HB 1945-46

1

Roby, Reggie, P 1993-94

Turk, Matt, P 1995-99

Bentley, Scott, K 2000

Plackemeir, Ryan, P 2008

Paulescu, Sam, P 2010

Potter, John, K 2013

2

Weil, Jack, P 1987

Mojsiejenko, Ralf, P 1989-90

Goodburn, Kelly, P 1990-93

Murray, Eddie, K 1995, 2000

Forbath, Kai, K 2012-15

3

Guglielmi, Ralph, QB 1955-60

Gogolak, Charlie, K 1966-68

Moseley, Mark, K 1974-86

George, Jeff, QB 2000-01

Hollenbach, Sam, QB 2007

Smith, Hunter, P [also 17] 2009

Beck, John, QB [also 12] 2010

Hopkins, Dustin, K 2015-19

4

Bragg, Mike, P 1969-79

Atkinson, Jess, K 1986-87

Heppner, Kris, K 2000

Husted, Michael, K 2000

Barker, Bryan, P 2001-03

Hasselbeck, Tim, QB 2004

Frost, Derrick, P 2005-07

Gano, Graham, K 2009-11

5

Knight, Curt, K 1969-73

Hayes, Jeff, P 1982-85

Ariri, Obed, K 1987

Shuler, Heath, QB 1994-96

Conway, Brett, K 1998-02

Chandler, Jeff, K 2004

Brennan, Colt, QB 2009

McNabb, Donovan, QB 2010

Cundiff, Billy, K 2012

Way, Tress, P 2014-19

6

Haji-Sheikh, Ali, K 1987

Kenney, Bill, QB 1989

Akers, David, K 1998-99

Barnhardt, Tommy, P [also 14] 2000

Matthews, Shane, QB 2002

Kimrin, Oia, K 2004

Suisham, Shaun, K 2006-09

Blidwell, Josh, P 2010

Rocca, Sav, P 2011-13

Rose, Nick, K 2017

Sanchez, Mark, QB 2018

Woodrum, Josh, QB 2019

7

Theismann, Joe, QB 1974-85

Haskins Jr, Dwayne, QB 2019

8

Holly, Bob, QB 1982-83

Lohmiller, Chip, K 1988-94

Husak, Todd, QB 2000

Garcia, Jose, K 2002

Hasselbeck, Tim, QB 2003

Brunell, Mark, QB 2004-07

Grossman, Rex, QB 2010-12

Cousins, Kirk, QB [also 12] 2014-17

Johnson, Josh, QB 2018

Keenum, Case, QB 2019

9

Jurgensen, Sonny, QB 1964-74

10

Bukich, Rudy, QB 1957-58

Day, Eagle, QB [also 19] 1959-60

Connell, Mike, P 1980-81

Schroeder, Jay, QB 1984-85

Rutledge, Jeff, QB 1990-92

Green, Trent, QB 1995-98

Graham, Kent, QB 2001

Jarrett, Craig, K 2002

Hall, John, K 2003-06

Bartel, Richard, QB 2009

Gaffney, Jabar, WR 2011

Griffin III, Robert, QB 2012-15

Richardson, Paul, WR 2018-19

11

Pinckert, Ernie, FB 1937-40

Hare, Cecil, FB 1941-42, 45

Florentino, Al, G 1943-44

Jones, Harvey, DB 1947

Wyant, Fred, QB 1956

Ninowski, Jim, QB 1967-68

McQuilken, Kim, QB 1978-80

Rypien, Mark, QB 1987-93

Weldon, Casey, QB 1999

Ramsey, Patrick, QB 2002-05

Espy, Mike, WR 2006-07

Thomas, Devin, WR 2008-10

Robinson, Aldrick, WR [also 15] 2012-13

Jackson, DeSean, WR 2014-16

Pryor Sr, Terrelle, WR 2017

Smith, Alex, QB 2018-19

12

Britt, Eddie, FB 1937

Morgan, Boyd, HB 1939-40

Goodyear, John, HB 1942

Rymkus, Lou, T 1943

Fuller, Larry, HB 1944-45

Shoener, Herb, E, [also 84] 1948-49

Gilmer, Harry, QB 1948-52, 54

Ferris, Neil, DB 1951-52

Johnson, Randy, QB 1975-76

Mortensen, Fred, QB 1979

Flick, Tom, QB 1981

Laufenberg, Babe, QB [also 16] 1983-85

Cox, Steve, P 1985

Conklin, Cary, QB 1990-93

Frerotte, Gus, QB 1994-98

Banks, Tony, QB 2001

Hamdan, Gilbran, QB 2003

Harris, Steven, WR 2007

Kelly, Malcolm, WR 2008-10

Beck, John [also 3] 2011

Cousins, Kirk, QB [also 8] 2012-13

Roberts, Andre, WR 2014-15

McCoy, Colt, QB [also 16] 2016-19

13

Justice, Ed, HB 1937-42

Johnson, Larry, C 1944

Monaco, Ray, G 1944

Ryan, Frank, QB 1969-70

Scott, Jake, S 1976-78

Jacke, Chris, K 1997

Thompson, Derrius, WR [also 88] 2000

Armstrong, Anthony, WR 2010-11

Williams, Nick, WR 2013

Harris, Maurice, WR 2016-18

14

Manton, Tillie, FB 1938

Kreuger, Al, HB 1941-42

Piasecky, Al, E 1943-45

Miller, Tom, E 1945

Farmer, Tom, HB 1947-48

Cox, Billy, B [also 40] 1951-52, 55

LeBaron, Eddie, QB 1952-53, 55-59

Shiner, Dick, QB 1964-66

Zendejas, Max, K 1986

Barnhardt, Tommy, P 1988

Blanchard, Cary, K 1998

Johnson, Brad, QB 1999-2000

Tuthill, James, K 2002

Brooks, Durant, P 2008

Grant, Ryan, WR 2014-17

Quinn, Trey, WR 2018

Harmon, Kelvin, WR 2019

15

Barber, Jim, T 1937-41

Watts, George, T 1942

Sneddon, Bob, HB 1944

Coupppee, Al, G 1946

Hollar, John, RB 1948-49

Papit, John, B [also 25] 1951-53

Izo, George, QB 1961-64

Kruczek, Mike, QB 1980

Rae, Mike, QB 1981

Robinson, Tony, QB 1987

Archer, Dave, QB 1988

Coleman, Greg, P 1988

Hostetler, Jeff, QB 1997

Collins, Todd, QB 2006-09

Morgan, Joshua, WR 2012-13

Robinson, Aldrick, WR [also 11] 2014

Sims Jr, Steven, WR 2019

16

Slivinski, Steve, G 1938-43

Sharp, Everett, T 1944-45

Steber, John, G 1946-50

Dorow, Al, QB 1954-56

Snead, Norm, QB 1961-63

Began, Gary, QB 1968-69

Petitbon, Richie, S 1971-72

Laufenberg, Babe, QB [also 12] 1983-85

Rubbert, Ed, QB 1987

Humphries, Stan, QB 1989-91

Gannon, Rich, QB 1993

Query, Jeff, WR 1995

Blanton, Scott, K 1996-98

Peete, Rodney, QB 1999

Banks, Brandon, WR 2010-12

McCoy, Colt, QB [also 12] 2014-15

Chesson, Jehu, WR 2018

17

Edwards, Turk, T 1937-39

Davis, Fred, T 1941-42, 45

Reynolds, Mack, QB 1960

Hall, Galen, QB 1962

Theofilides, Harry, QB 1968

Kilmer, Billy, QB 1971-78

Owen, Tom, QB 1982

Hart, Jim, QB 1984

Batkowski, Steve, QB 1985

Williams, Doug, QB 1986-89

ALL-TIME NUMBERS

Friesz, John, QB.....	1994
Wuerffel, Danny, QB.....	2002
Campbell, Jason, QB.....	2005-09
Smith, Hunter, P [also 3].....	2010
Bellamy, Josh, WR.....	2013
Floyd, Michael, WR.....	2018
McLaurin, Terry, WR.....	2019

18

Michaels, Ed, G.....	1937
Bartos, Hank, G.....	1938
Ericksen, Carl, C.....	1938-39
Titchenal, Bob, C.....	1940-42
Hayden, Ken, C.....	1943
Akins, Frank, FB.....	1943-46
Marcus, Pete, E.....	1944
Duckworth, Joe, E.....	1947
Macioszczyk, Art, B.....	1948
Berrang, Ed, E.....	1949-52
Scarbach, Jack, QB.....	1953-54
Wyche, Sam, QB.....	1971-73
Austin, Terrence, WR.....	2010-11
Lewis, Lance, WR.....	2013
Dootson, Josh, WR.....	2016-18
Quinn, Trey, WR.....	2019

19

Malone, Charley, E.....	1937-40
Aguirre, Joe, E.....	1941, 43-45
Pebbles, Jim, E.....	1946-49, 51
Day, Eagle, QB [also 10].....	1959-60
Pierce, Dan, RB.....	1970
Shedd, Kenny, WR.....	2000
Tupa, Tom, P.....	2004-05
Mix, Anthony, WR.....	2007
Stallworth, Donté, WR.....	2011
Briscoe, Dezmon, WR.....	2012
Ross, Rashad, WR.....	2015-16
Davis, Robert, WR.....	2017-18

20

Battles, Cliff, RB.....	1937
Karamatic, George, HB.....	1938
Seymour, Bob, HB.....	1940-45
Sandifer, Dan, HB.....	1948-49
Thomas, George, B.....	1950-51
Rykovich, Jules, B.....	1952-53
Rosso, George, B.....	1954
Norris, Hal, B.....	1955-56
Nix, Doyle, HB.....	1958-59
Verreb, Ed, RB.....	1960
Freeman, Bob, HB.....	1962
Budd, Frank, WR.....	1963
Mazurek, Fred, B.....	1965-66
Allen, Jerry, B.....	1967-69
Mason, Tommy, RB.....	1971-72
Stone, Ken, S.....	1973-75
Lavender, Joe, CB.....	1976-82
Morton, Michael, RB.....	1985
Welch, Herb, DB.....	1989
Mays, Alvoid, CB.....	1990-94
Logan, Marc, FB.....	1995-97
Hicks, Skip, RB.....	1998-2000
Bates, Michael, KR.....	2001
Morton, Chad, RB/KR.....	2003-04
Prioleau, Pierson, S.....	2005-07
Tryon, Justin, CB.....	2008-09
Harris, Macho, S.....	2010
Atogwe, Oshiomogho, S.....	2011
Griffin, Cedric, CB.....	2012
Minnifield, Chase, CB.....	2014
Johnson, Jeron, S.....	2015
Toler, Greg, CB.....	2016
Kelley, Rob, RB [also 32].....	2017-18
Clinton-Dix, Ha Ha, S.....	2018

Collins, Landon, S.....	2019
-------------------------	------

21

Olsson, Swede, G.....	1937-38
Farman, Dick, G.....	1939-43
Walton, Frank, G.....	1944-45
Ward, Bill, C.....	1946-47
Deeks, Don, T.....	1947
Goode, Rob, B [also 39].....	1949-51, 54-55
Barni, Roy, B.....	1955-56
Sommer, Mike, B [also 27].....	1958
Glick, Gary, B.....	1959-61
Schick, Doyle, LB.....	1961
Carr, Jim, LB.....	1964-65
Mingo, Gene, K.....	1967
Harold, George, B.....	1968
Brown, Tom, DB.....	1969
Jones, Larry, WR.....	1974-77
Nelms, Mike, KR.....	1980-84
Jessie, Tim, RB.....	1987
Byner, Earnest, RB.....	1989-93
Boykin, Todd, CB.....	1994
Allen, Terry, RB.....	1995-98
McMillian, Mark, CB.....	1999
Sanders, Deion, CB.....	2000
Smoot, Fred, CB [also 27].....	2001-04
Taylor, Sean, S [also 36].....	2005-07

22

Bond, Chuck, T.....	1937-38
Zimmerman, Roy, HB.....	1940-42
Turley, Doug, E.....	1944-48
Dowda, Harry, B [also 44].....	1949-53
Justice, Charlie, B.....	1950, 52-54
Crotty, Jim, B.....	1960-61
Jackson, Leroy, HB.....	1962-63
Lewis, Dan, RB.....	1965
Jackson, T.J., WR.....	1967
Harris, Jim, DB.....	1970
Taylor, Roosevelt, DB.....	1972
Thomas, Mike, RB.....	1975-78
Hardeman, Buddy, RB.....	1979-80
Jordan, Curtis, S [also 25].....	1981-86
Burmeister, Danny, DB.....	1987
Morris, Jamie, RB.....	1988-89
Bowles, Todd, S [also 23].....	1986-90, 92-93
Thomas, Johnny, CB [also 41].....	1988-90, 92-94
Wycheck, Frank, TE [also 36].....	1993-94
Sutton, Eric, S.....	1996
Williams, Jamel, S.....	1997-98
Murrell, Adrian, RB.....	2000
Serwanga, Kato, DB.....	2001-02
McCullough, Sultan, RB.....	2003
Dennis, Pat, S.....	2004
Rogers, Carlos, CB.....	2005-10
Barnes, Kevin, CB [also 25].....	2011
Royster, Evan, RB [also 35].....	2012-13
Porter, Tracy, CB.....	2014
Everett, Deshaun, CB/S.....	2015-19

23

Irwin, Don, FB.....	1937-40
Birlem, Keith, HB.....	1939
Madarik, Elmer, DB.....	1948
Haynes, Hall, B.....	1950-55
Crabb, Claude, CB.....	1962-63
Hunter, Bill, DB.....	1965
Owens, Brig, DB.....	1966-77
Peters, Tony, SS.....	1979-82, 84-85
Bowles, Todd, S [also 22].....	1986-90, 92-93
Savage, Sebastian, CB.....	1995
Bailey, Robert, CB.....	1995
Barnes, Tomur, CB.....	1996
Stevens, Matt, S.....	1998-2000
Carter, Ki-Jana, RB.....	2001

Branch, Bruce, KR.....	2002
Jimoh, Ade, DB.....	2003-04
Stoutmire, Omar, S.....	2005
Vincent, Troy, CB/S.....	2006
Stoutmire, Omar, S.....	2007
Hall, DeAngelo, CB/S.....	2008-17
Dunbar, Quinton, CB.....	2018-19
Love, Bryce, RB.....	2019

24

Turner, Jay, HB.....	1938-39
Livingston, Howie, HB.....	1948-50
Heath, Leon, B [also 32].....	1951-53
Kincaid, Blackie, DB.....	1954
Poddeley, Jim, HB.....	1957-60
Sample, Johnny, DB.....	1963-65
Rector, Ron, RB.....	1966
Larson, Pete, RB.....	1967-68
Wade, Bob, DB.....	1969
Malinchak, Bill, WR.....	1970-74, 76
Thomas, Spencer, S.....	1975
Parrish, Lemar, CB.....	1978-81
Washington, Joe, RB [also 25].....	1981-84
Washington, Anthony, CB.....	1983-84
Bryant, Kelvin, RB.....	1986-88, 90
Harry, Carl, WR.....	1989, 92
Eilers, Pat, CB [also 25].....	1992-94
Richard, Stanley, S.....	1995-98
Bailey, Champ, CB.....	1999-03
Springs, Shawn, CB.....	2004-08
Davis, James, RB.....	2010
Gomes, DeJon, S.....	2012
Rambo, Bacarri, S.....	2013-14
Sanford, Jamarca, S.....	2014
Ihenacho, Duke, S [also 35 and 29].....	2015
Norman, Josh, CB.....	2016-19

25

Krause, Max, FB.....	1937-40
Dow, Ken, FB.....	1941
Pollion, Dick, B.....	1942, 46-69
Seno, Frank, HB.....	1943-44
Doolan, John, HB.....	1945
Brown, Hardy, B.....	1950
Papit, John, B [also 15].....	1951-53
Adduci, Nick, B [also 44].....	1954-55
Runnels, Tom, B.....	1956-57
Lynch, Dick, B.....	1958
McCabe, Dick, B.....	1959
Krakoski, Joe, B.....	1961
Atkins, Pervis, HB.....	1964
Whitfield, A.D., RB.....	1966-68
Hull, Mike, RB.....	1971-74
Brown, Eddie, S.....	1975-77
Malone, Benny, RB.....	1978-79
Jordan, Curtis, S [also 22].....	1981-86
Washington, Joe, RB [also 24].....	1981-84
Etherly, Dave, DB.....	1987
Oliphant, Mike, RB.....	1988
Dupard, Reggie, RB.....	1989-90
Washington, Mickey, CB.....	1992
Eilers, Pat, S [also 24].....	1992-94
Carter, Tom, CB.....	1993-96
Denton, Tim, CB.....	1998-99
Greer, Donovan.....	2001
Bauman, Rashad, DB.....	2002-03
Clark, Ryan, DB.....	2004-05
Wright, Kenny, DB.....	2006
Green, Mike, S.....	2008
Barnes, Kevin, CB [also 22].....	2009-10
Hightower, Tim, RB.....	2011
Grant, Ryan, RB.....	2012
Williams, Keiland, RB [also 35].....	2012
Clark, Ryan, S.....	2014
Thompson, Chris, RB [also 37].....	2013, 2015-19

ALL-TIME NUMBERS

26

Carroll, Vic, C/G.....	1937-42
Foltz, Vernon, C.....	1944
Lolotai, Al, T.....	1945
Ruthstrom, Ralph, LB.....	1947
Castiglia, Jim, B.....	1947-48
Cochran, Tom, B.....	1949
Spaniel, Frank, B.....	1950
Salem, Ed, B.....	1951
Davis, Andy, B.....	1953
Shula, Don, DB.....	1957
Stits, Bill, DB.....	1959
Krause, Paul, DB.....	1964-67
Brunet, Bob, RB.....	1968, 70-77
Harris, Don, S.....	1978-79
Metcalfe, Terry, RB.....	1981
Evans, Reggie, RB.....	1983
Smith, Ricky, CB.....	1984
Badjanek, Rick, RB.....	1986
Wilson, Wayne, RB.....	1987
McEwen, Craig, TE.....	1987-88
Davis, Wayne, CB.....	1989-90
Copeland, Danny, S.....	1991-93
Grant, Alan, CB.....	1994
Oliver, Muhammad, CB.....	1995
Dishman, Cris, CB.....	1997-98
Buckley, Curtis, CB.....	1999
Drakeford, Tyrone, CB.....	2000
Dhaleta, Ifeanyi, S.....	2001-03
Portis, Clinton, RB.....	2004-10
Wilson, Josh, CB.....	2011-13
Breeland, Bashaud, CB.....	2014-17
Peterson, Adrian, RB.....	2018-19

27

Parks, Mickey, C.....	1938-40
Stuart, Jim, T.....	1941
Zeno, Joe, G.....	1942-44
Audet, Earl, T.....	1945
Bartos, Joe, B.....	1950
Ferris, Neil, DB.....	1951-52
Menasco, Don, DB.....	1954
DeCarlo, Art, B.....	1956-57
Walters, Les, DB.....	1958
Sommer, Mike, B.....	1959, 61
Love, John, WR.....	1967
Houston, Ken, S.....	1973-80
Edwards, Brad, S.....	1990-93
Taylor, Keith, S [also 29].....	1994-96
Evans, Greg, S.....	1998
Paul, Tito, CB.....	1999
Carrier, Mark, FS.....	2000
McClellion, Central, DB.....	2001
Franz, Todd, DB.....	2002
Harris, Walt, CB.....	2004-05
Smoot, Fred, CB [also 21].....	2007-09
Johnson, Larry, RB.....	2010

28

Peterson, Nels, E.....	1937
Masterson, Bob, E.....	1938-43
Schilling, Ralph, DE.....	1946
Taylor, Hugh, E [also 84].....	1947-54
Scudero, Joe, B.....	1954-58
Rzempoluch, Ted, DB.....	1963
Clay, Ozzie, HB.....	1964
Smith, Dick, DB.....	1967-68
Henderson, Jon, WR.....	1970
Haymond, Alvin, DB.....	1972
Mul-Key, Herb, RB.....	1972-74
Bryant, Trent, CB.....	1981
Crissy, Cris, WR.....	1981
Green, Darrell, CB.....	1983-02

29

Karcher, Jim, G.....	1937-39
Andrako, Steve, C.....	1940-41
DeCorrevant, Bill, HB.....	1945
Britt, Oscar, G.....	1946
Wilke, George, HB.....	1947
Hartley, Howard, B.....	1948
Dwyer, Jack, B.....	1951
Barry, Paul, B.....	1953
Zagers, Bert, B.....	1955, 57-58
Vactor, Tad, CB.....	1969-74
Murphy, Mark, S.....	1977-84
Branch, Reggie, RB [also 30].....	1985-89
Gulledge, David, S.....	1992
Taylor, Keith, S [also 27].....	1994-96
Turner, Scott, CB.....	1995-97
Shade, Sam, S.....	1999-02
Franz, Todd, S.....	2003-04
Torrence, Leigh, CB.....	2006-07
Holmes, Lendy, S.....	2009
Jones, Reggie, CB.....	2010
Simpson, Chad, RB.....	2010
Helu Jr., Roy, RB.....	2011-14
Culliver, Chris, CB.....	2015
Ihenacho, Duke, S [also 35 and 24].....	2016
Fuller, Kendall, CB [also 38].....	2017
Guice, Derrius, RB.....	2018-19

30

Howell, Millard, B.....	1937
Filchuck, Frank, QB.....	1938-41, 44-45
Juzwik, Steve, HB.....	1942
Dunn, Coye, HB.....	1943
Youel, Jim, QB.....	1946-48
Sutton, Ed, B.....	1957-59
Cunningham, Jim, FB.....	1961-63
Briggs, Bob, B.....	1965
Jordan, Jeff, RB.....	1971-72
Salter, Bryant, S.....	1974-75
Klick, Jim, RB.....	1977
Forte, Ike, RB.....	1978-80
Giachino, Nick, RB.....	1981-83
Moore, Jeff, RB.....	1984
Branch, Reggie, RB [also 29].....	1985-89
Garner, Dwight, RB.....	1986
Holman, Walter, RB.....	1987
Mickles, Joe, RB.....	1989
Mitchell, Brian, RB.....	1990-99
Canidate, Trung, RB.....	2003
Broughton, Nehemiah, RB.....	2005-06
Landry, LaRon, S.....	2007-11
Butler, Crezdon, CB.....	2012
Johnson, Dominique, CB.....	2012
Biggers, E.J., CB.....	2013-14
Jarrett, Kysheon, DB.....	2015
Bruton Jr., David, S.....	2016
Apke, Troy, CB.....	2018-19

31

Johnston, Jimmy, HB.....	1939-40
Clair, Frank, E.....	1941
Weldon, Larry, QB.....	1944-45
Ehrhardt, Clyde, C.....	1949
Bosseler, Don, FB.....	1957-64
Kantor, Joe, B.....	1966
Harraway, Charley, FB.....	1969-73
Evans, Charlie, RB.....	1974
Jenkins, Ken, RB.....	1985
Vaughn, Clarence, S.....	1987-91
Clifton, Gregory, WR.....	1993
Pounds, Darryl, CB.....	1995-99
Terrell, David, CB.....	2000-03
Simon, John, RB [IR].....	2004
Cartwright, Rock, FB [also 40].....	2005-09

Buchanan, Phillip, CB.....	2010-11
Meriweather, Brandon, S.....	2012-14
Jones, Matt, RB.....	2015-16
Moreau, Fabian, CB.....	2017-19
Wilson, Shaun, RB.....	2019

32

McChesney, Bob, E.....	1937-43
Cafego, George, HB.....	1943
Rosato, Sal, FB.....	1945-47
Stout, Pete, B.....	1949-50
Heath, Leon, FB [also 24].....	1951-53
Elter, Leo, B.....	1955-57
Wulff, Jim, B.....	1960-61
Barnes, Billy Ray, RB.....	1962-63
Clay, Billy, DB.....	1966
McDonald, Ray, RB.....	1967-68
Dyer, Henry, RB.....	1969-70
Pardee, Jack, LB.....	1971-72
Curtis, Mike, LB.....	1977-78
Dean, Vernon, CB.....	1982-87
McEwen, Craig, TE.....	1987-88
Wilder, James, RB.....	1990
Ervin, Ricky, RB.....	1991-94
Thibodeaux, Keith, CB.....	1997
Wright, Toby, CB.....	1999
Dukes, Chad, RB.....	2000
Bennett, Donnell, FB.....	2001
Watson, Kenny, RB.....	2002
Jimoh, Ade, DB.....	2005-06
Mason, Marcus, RB.....	2009
Russell, Anderson, S.....	2010
Thompson, Brandyn, CB.....	2011
Pugh, Jordan, S.....	2012-13
Redd, Jr., Silas, RB.....	2014
Kelley, Rob, RB [also 20].....	2016
Perine, Samaje, RB.....	2017-18
Moreland, Jimmy, CB.....	2019

33

Baugh, Sammy, QB.....	1937-52
-----------------------	---------

-- Number retired --

34

Hartman, Bill, HB.....	1938
German, Jimmy, QB.....	1939
Sanford, Haywood, E.....	1940
Micka, Mike, FB.....	1944
Gaffney, Jim, B.....	1946
Quirk, Ed, FB.....	1948-51
Cloud, John, B.....	1952-53
Smith, Jim, DB.....	1968
Green, Tony, RB.....	1978
Hammond, Bobby, RB.....	1979-80
Williams, Kevin, CB.....	1985, 88
Davis, Brian, CB.....	1987-90
Kimble, Garry, DB.....	1987
Hoage, Terry, S.....	1991
Bayless, Martin, S.....	1994
Kitts, Jim, FB.....	1998
Symonette, Josh, S.....	2000
Metcalfe, Eric, PR/RB.....	2001
Lott, Andre, S.....	2002-04
Patterson, Dimitri, DB.....	2005
Eubanks, John, CB.....	2006-07
Westbrook, Byron, CB.....	2009-10
Robinson, Trenton, S.....	2013-15
Brown, Mack, RB.....	2016-17
Marshall, Byron, RB.....	2017-18
Smallwood, Wendell, RB.....	2019

35

Smith, Riley, QB.....	1937-38
Moore, Wilbur, HB.....	1939-46
Dudley, Bill, B.....	1950-51, 53

ALL-TIME NUMBERS

Casares, Rick, RB.....	1965
Looney, Joe Don, RB.....	1966-67
Hill, Calvin, RB.....	1976-77
Deloplain, Jack, RB.....	1978
Perrin, Lonnie, RB.....	1979
Claitt, Rickey, RB.....	1980-81
Griffin, Keith, RB.....	1984-85
Mayhew, Martin, CB.....	1989-92
Evans, Leomont, CB.....	1996-99
Jospeh, Ricot, DB.....	2002
Doering, Jason, S.....	2004
Morton, Christian, DB.....	2005
Ganther, Quinton, RB.....	2009
Williams, Keiland, RB.....	2010
Royster, Evan, RB [also 22].....	2011
Jones, David, CB.....	2012
Ihenacho, Duke, S [also 24 and 29].....	2014
Rogers, Justin, CB [also 38].....	2015
Phillips, Dashawn, CB.....	2015-16
Nicholson, Montas, S.....	2017-19

36

Wilkin, Willie, T.....	1939-43
Harris, Henry, T.....	1947-48
Drazenovich, Chuck, LB.....	1950-59
Hatcher, Ron, RB.....	1962
Tracy, Tom, RB.....	1963-64
Barrington, Tom, RB.....	1966
Nelson, Ralph, RB.....	1975
Moss, Eddie, RB.....	1977
Smith, Timmy, RB.....	1987-88
Cofer, Joe, DB.....	1987
Wycheck, Frank, TE [also 22].....	1993-94
Bell, William, FB.....	1994-96
Maston, Le'Shai, FB.....	1998
Taylor, Sean, S [also 21].....	2004
Duckett, T.J., RB.....	2006
Broughton, Nehemiah, RB.....	2007
Williams, Eddie.....	2009
Young, Darrel, FB.....	2010-15
Cravens, Su'a, S.....	2016
Swearinger, D.J., S.....	2017-18
Ferguson, Josh, RB.....	2019

37

Young, Bill, T.....	1937-42, 46
Pasqua, Joe, T.....	1943
Watson, Jim, C.....	1945
Tereshinski, Joe, E.....	1947-54
Lockett, J.W., FB.....	1964
Fischer, Pat, DB.....	1968-77
Cherry, Raphael, S.....	1985
Williams, Kevin, CB.....	1985-88
Curtis, Travis, CB.....	1988, 91
Riggs, Gerald, RB.....	1989-91
Morrison, Darryl, S [also 38].....	1993-96
Smith, Cedric, FB.....	1994-95
Washington, James, S.....	1996
Campbell, Jesse, S.....	1997-98
Centers, Larry, FB.....	1999-2000
Doughty, Reed, S.....	2006-13
Thompson, Chris, RB [also 25].....	2014
Harris, Jeremy, CB.....	2015
Smithson, Fish, CB.....	2017
Stroman, Greg, CB.....	2018-19
Sensabaugh, Coty, CB.....	2019

38

Smith, Ben, E.....	1937
Bradley, Hal, E.....	1938
Fisher, Bob, T.....	1940
Aldrich, Ki, C.....	1942
Jenkins, Jacque, FB.....	1943, 46
Conkright, Bill, C.....	1943
Dye, Les, E.....	1944-45

Goodnight, Clyde, DB.....	1949-50
Martin, Jim, K.....	1964
Seedborg, John, K.....	1965
Casares, Rick, RB.....	1965
Willis, Larry, S.....	1973
Smith, Larry, RB.....	1974
Harmon, Clarence, RB.....	1977-82
Rogers, George, RB.....	1985-87
Reaves, Willard, RB.....	1989
Morrison, Darryl, S [also 37].....	1993-96
Frisch, David, TE [also 80].....	1997
Gillespie, Robert, RB.....	2002
Macklin, David, CB.....	2007
Rashad, Sha'reff, S.....	2010
Ducre, Greg, CB.....	2014
Rogers, Justin, CB [also 35].....	2014
Goldson, Dashon, S.....	2015
Fuller, Kendall, CB [also 29].....	2016
Holsey, Joshua, CB.....	2017-18
Thomas, Simeon, CB.....	2019
Webster, Kayvon, CB.....	2019

39

Kawal, Ed, C.....	1937
Stralka, Clem, C.....	1938-42, 45-46
Hanna, Zip, G.....	1945
Buksar, George, B.....	1951-52
Sykes, Bob, B.....	1952
Goode, Rob, RB [also 21].....	1949-51, 54-55
Francis, Dave, B.....	1963
Hughley, George, B.....	1965
Wonsley, Otis, RB.....	1981-85
Lane, Skip, S.....	1987
Green, Robert, RB.....	1992
Rush, Tyrone, RB.....	1994
Fox, Vernon, S.....	2006-07
Crawford, Richard, CB.....	2012
Amerson, David, CB.....	2013-15
Thomas, Pierre, RB.....	2015
Whitner Sr., Donte, S.....	2016
McClure, Stefan, S.....	2017
Bibbs, Kapri, RB.....	2017
Alexander, Adonis, CB.....	2018
Reaves, Jeremy, S.....	2019

40

Millner, Wayne, E.....	1936-41, 45
Kovatch, John, E.....	1942, 46
Ribar, Frank, G.....	1943
Cox, Billy, B [also 14].....	1951-52, 55
Lowe, Gary, B.....	1956-57
Horne, Sam, DB.....	1960-61
Sanders, Lonnie, DB.....	1963-67
Martin, Aaron, DB.....	1968
Kopay, Dave, RB.....	1969-70
Nock, George, RB.....	1972
Hyatt, Fred, WR.....	1973
Cunningham, Doug, RB.....	1974
Anderson, Bob, RB.....	1975
Hall, Windlan, S.....	1977
Jackson, Wilbur, RB.....	1980-82
Smith, Jimmy, RB.....	1984
Kane, Rick, RB.....	1984
Walton, Alvin, S.....	1986-91
Brooks, Reggie, RB.....	1993-95
Cartwright, Rock, FB [also 31].....	2002-04
Archuletta, Adam, S.....	2006
Brown, Andre, RB.....	2010
Choice, Tashard, RB.....	2011
Nelson, Kyle, LS.....	2013
Okoro, Kenny, CB.....	2014
Williams, Cary, CB.....	2015
Harvey-Clemons, Josh, LB.....	2017-19

41

Krause, Red, C.....	1938
Todd, Dick, RB.....	1939-42, 45-48
Stasica, Leo, HB.....	1943
Wells, Billy, B.....	1954, 56-57
Watson, Sid, B.....	1958
Hudson, Bob, LB.....	1959
Steffen, Jim, DB.....	1961-65
Bass, Mike, CB.....	1969-75
Carpenter, Brian, CB.....	1983-84
Morrison, Tim, CB.....	1986-87
Woodberry, Dennis, DB.....	1987-88
Thomas, Johnny, CB [also 22].....	1988-90, 92-94
Mandeville, Chris, DB.....	1989
Crutchfield, Buddy, CB.....	1998
Harrison, Lloyd, CB.....	2000
Bowen, Matt, S.....	2003-05
Kozlowski, Brian, TE.....	2004-07
Moore, Kareem, S.....	2008-10
Williams, Madieu, S.....	2012
Thomas, Phillip, S.....	2014
Blackmon, Will, CB/S.....	2015-16
Peters, Otha, LB.....	2017
Johnson, Danny, CB.....	2018-19

42

Tuckey, Dick, FB.....	1938
Hare, Ray, QB.....	1940-43
North, Jim, T.....	1944
Adams, John, T.....	1945-49
Sebek, Nick, QB.....	1950
Alban, Dick, B.....	1952-55
Planutis, Jerry, B.....	1956
Anderson, Bill, E.....	1958-63
Taylor, Charley, RB-WR.....	1964-77

43

Kahn, Eddie, G.....	1937
Bond, Randall, QB.....	1938
Cifers, Ed, T.....	1941-42, 46
Campofreda, Nick, C.....	1944
Barber, Ernie, C.....	1945
Szafaryn, Len, T.....	1949
Williams, John, B.....	1952-53
Janowicz, Vic, B.....	1954-55
Haley, Dick, B.....	1959-60
Kerr, Jim, DB.....	1961-62
Walters, Tom, DB.....	1964-67
Brown, Larry, RB.....	1969-76

44

Farkas, Andy, FB.....	1938-44
Ananis, Vito, B.....	1945
Condit, Merle, HB.....	1946
Garzoni, Mike B.....	1947
Roussos, Mike, T.....	1948-49
Dowda, Harry, B [also 22].....	1949-53
Adduci, Nick, B [also 25].....	1954-55
Thurlow, Steve, RB.....	1966-68
Severson, Jeff, DB.....	1972
Denson, Moses, RB.....	1974-75
Riggins, John, RB.....	1976-79, 81-85

45

Russell, Bo, T.....	1939-40
Hoffman, Bob, RB.....	1940-41
Beinor, Ed, T.....	1942
Lapka, Ted, E.....	1943-44, 46
McKee, Paul, E.....	1947-48
Stovall, Dick, C.....	1949
Baker, Sam, K [also 49].....	1953, 56-59
Felton, Ralph, B.....	1954-60
Duncan, Leslie, DB.....	1971-74
Williams, Gerard, DB.....	1976-78

ALL-TIME NUMBERS

White, Jeris, CB.....	1980-82
Wilburn, Barry, CB.....	1985-89
Johnson, Sidney, CB.....	1990-92
Walker, Brian, S.....	1996
Sellers, Mike, TE.....	1998-2000, 04-05
Royal, Robert, TE (IR).....	2002
Simon, John, RB.....	2003
Sellers, Mike, FB.....	2006-11
Murphy, Jerome, CB.....	2012-13
Evans, Josh, S.....	2016
Robertson, Pete, LB.....	2017
Rodgers-Cromartie, Dominique, CB.....	2019
Burton, Michael, FB.....	2019

46

Young, Roy, T.....	1938
Spirida, John, E.....	1939
Banta, Jack, B.....	1941
Gentry, Lee, HB.....	1941
Gibson, Joe, E.....	1943
Natowich, Andy, HB.....	1944
Bedore, Tom, C.....	1944
Ungerer, Joe, T.....	1944-45
Steen, Paul, T.....	1946
Sommer, Jack, C.....	1947
Doll, Don, DB.....	1953
Atkeson, Dale, B.....	1954-56
Hackbart, Dale, DB.....	1961-63
Harris, Rickie, DB.....	1965-70
Grant, Frank, WR.....	1973-78
McDaniel, LeCharles, CB.....	1981-82
Sanders, Ricky, WR [also 83].....	1986-93
Mitchell, Mike, CB.....	1987
Woodberry, Dennis, CB.....	1987-88
Betts, Ladell, RB.....	2002-09
Torain, Ryan, RB.....	2010-11
Morris, Alfred, RB.....	2012-15
Daniels, LeShun, RB.....	2017
Bibbs, Kapri, RB.....	2018
Smith, Maurice, CB.....	2019

47

Smith, George, C.....	1937, 41-43
Keenan, Jack, T.....	1944-45
Williamson, Ernie, T.....	1947
Butkus, Carl, T.....	1948
Niemi, Laurie, T.....	1949-53
James, Dick, B.....	1956-63
Shorter, Jim, DB.....	1964-67
Roberts, Walter, WR.....	1969-70
Thomas, Duane, RB.....	1973-74
Waddy, Ray, CB.....	1979-80
Williams, Greg, FS.....	1982-85
Thomas, Johnny, CB [also 22, 41].....	1988-90
Bowie, Larry, FB.....	1996-99
Johnson, Bryan, FB.....	2000-03
Cooley, Chris, TE.....	2004-12
Davis, Akeem, S.....	2014
Dunbar, Quinton, CB.....	2015-17
Colvin, Aaron, CB.....	2019

48

Whited, Marvin, B.....	1942, 45
Leon, Tony, G.....	1943
Pressley, Leo, C.....	1945
Edwards, Weldon, T.....	1948
Hendren, Bob, T.....	1949-51
Hecker, Norb, DB.....	1955-57
Scottie, Ben, DB.....	1959-61
Elmore, Doug, B.....	1962
Coia, Angelo, WR.....	1964-65
Burrell, John, WR.....	1966-67
Jaqua, Jon, CB.....	1970-72
Coffey, Ken S.....	1983-86

Gage, Steve, S.....	1987-88
Curtis, Travis, CB [also 37].....	1988, 91
Whisenhunt, Ken, TE.....	1990
Davis, Stephen, RB.....	1996-02
Ware, Kevin, TE.....	2003
White, Manuel, HB.....	2005
Horton, Chris, S.....	2008-10
Bernstine, Jordan, S.....	2012
Gumbs, Jose, S.....	2013
Trail, Lynden, LB.....	2016
Ogunbowale, Dare, RB.....	2017
Ladler, Kenny, S.....	2018

49

Meade, Jim, HB.....	1939-40
Koniszewski, John, T.....	1945-46, 48
Sanchez, John, T.....	1947-49
Veruto, Sam, B.....	1952
Baker, Sam, P [also 45].....	1953, 56-59
Monachino, Jim, B.....	1955
Brewer, Billy, B.....	1960
Mitchell, Bobby, RB.....	1962-68
Stephens, Leonard, TE.....	2002

50

Nussbaumer, Bob, E.....	1947-48
Ullinski, Harry, C [also 56].....	1950-51, 53-56
Hageman, Fred, C.....	1961-64
Adams, Willie, LB.....	1965-66
Baughan, Maxie, LB.....	1971-74
Wysocki, Pete, LB.....	1975-80
Kubin, Larry, LB.....	1982-84
Caldwell, Ravin, LB.....	1987-92
Kimmel, Jon, LB.....	1987
Rose, Carlton, LB.....	1987
Myslinski, Tom, G.....	1992
Raab, Marc, C.....	1993
Brownlow, Darrick, LB.....	1995-96
Smith, Derek M., LB.....	1997-2000
Jones, Robert, LB.....	2001
Moore, Larry, C.....	2002-03
Campbell, Khary, LB.....	2004-08
Williams, Edwin, C/G.....	2009
Jackson, Rob, LB [also 91, 98].....	2010-13
Miller, Gabe, LB.....	2014
Spaight, Martrell, LB.....	2015-17
Odum, Chris, LB.....	2019

51

Shugart, Clyde, G.....	1939-43
Merkle, Ed, G.....	1944
Lennon, Reid, G.....	1945
Boensch, Fred, G.....	1947-48
Momsen, Tony, C.....	1952
Schrader, Jim, C.....	1954, 56-61
Kelley, Gordon, LB.....	1962-63
Reger, John, LB.....	1964-66
Williams, Sid, LB.....	1967
Didion, John, LB.....	1969
Grant, Bob, LB.....	1971
Ryczek, Dan, C.....	1973-75
Harris, Joe, LB.....	1977
Coleman, Monte, LB.....	1979-94
Ponds, Antwaune, LB.....	1998
Francis, James, LB.....	1999
Fischer, Mark, C [also 60].....	2000-01
Jones, Rod, G, (IR).....	2002
Smith, Clifton, LB.....	2003
Barnes, Brandon, LB.....	2004
McNeil, Nick, LB.....	2005
Fincher, Alfred, LB.....	2008
Henson, Robert, LB.....	2009-10
Fox, Keyaron, LB.....	2011
Wilson, Chris, LB.....	2012
Jenkins, Brandon, LB.....	2013

Compton, Will, LB [also 53].....	2014-17
Dion-Hamilton, Shaun, LB.....	2018-19

52

Gilmer, Harry, QB [also 12].....	1948-52, 54
Allen, John, C.....	1955-58
Butsko, Harry, LB.....	1963
Morgan, Mike, LB.....	1968
Hamlin, Gene, C.....	1970
Pergine, John, LB.....	1973-75
Olkewicz, Neal, LB.....	1979-89
Elliott, Matt, C.....	1992
Raymer, Cory, C.....	1995-01, 2004-05
Marshall, Lemar, LB.....	2002-03
McIntosh, Rocky, LB.....	2006-11
Robinson, Keenan, LB.....	2012-15
Garvin, Terence, LB.....	2016
Anderson, Ryan, DE.....	2017-19

53

Deal, Rufus, FB.....	1942
Smith, Jack, E.....	1943
Ucovich, Mitch, T.....	1944
DeMao, Al, C.....	1945-53
Torgeson, Torgy, LB.....	1955-57
Roehneit, Bill, LB.....	1960
Pellegrini, Bob, LB.....	1962-65
Jackson, Steve, LB.....	1966-67
McLinton, Harold, LB.....	1969-78
Bostic, Jeff, C.....	1980-93
Patton, Marcus, LB.....	1995-97
Mason, Eddie, LB.....	1999-2000, 02
Green, Donny, LB.....	2001
Clemons, Chris, LB.....	2003
Washington, Marcus, LB.....	2004-08
Kehl, Bryan, LB.....	2012-13
Compton, Will, LB [also 51].....	2013
Jeffcoat, Jackson, LB.....	2014-15
Brown, Zach, LB.....	2017-18
Bostic, Jon, LB.....	2019

54

Corbitt, Don, C.....	1948
Cudzik, Walt, C.....	1954
Fulcher, Bill, LB.....	1956-58
Croftcheck, Don, G.....	1965-66
Roussel, Tom, LB.....	1968-70
Kuziel, Bob, C.....	1975-80
Turner, Kevin, LB.....	1981
Cronan, Peter, LB.....	1981-85
Krakoski, Joe, LB.....	1986
Gouveia, Kurt, LB.....	1987-94
Cowne, Joh, C.....	1987
Catanho, Al, LB.....	1996
Jones, Greg, LB.....	1997-2000
Brandt, David, G.....	2001
Trotter, Jeremiah, LB.....	2002-03
Blades, H.B., LB.....	2007-10
Snow, Justin, LB.....	2012
Tapp, Darryl, LB.....	2013
Jordan, Akeem, LB.....	2014
Williams, Trevardo, LB.....	2014
Foster, Mason, LB.....	2015-18
Humphrey, Myles, LB.....	2019
Orchard, Nate, LB.....	2019

55

Aldrich, Ki, C.....	1941-43, 45-46
Crisler, Harold, E.....	1948-49
Ricca, Jim, C.....	1951-54
Miller, Allen, LB.....	1962-63
Hamburger, Chris, LB.....	1965-78
Kaufman, Mel, LB.....	1981-88
Collins, Andre, LB.....	1990-94
Uhlenhake, Jeff, C.....	1996-97

ALL-TIME NUMBERS

Hamilton, Malcolm, LB [also 58].....	1998-99
Strickland, Fred, LB.....	1999
Mitchell, Kevin, LB.....	2000-03
Barrow, Mike, LB [IR].....	2004
Taylor, Jason, DE.....	2008
Bowen, Alvin, LB.....	2009
White, Markus, LB.....	2011-12
Barnett, Nick, LB.....	2013
Hayward, Adam, LB.....	2014
Moody, Nick, LB.....	2016
Carter, Chris, LB.....	2017
Dunn, Casey, C.....	2018
East, Andrew, LS.....	2018
Dunn, Casey, C.....	2019
Holcomb, Cole, LB.....	2019

56

Avery, Don, T.....	1946-47
Ullinski, Harry, C [also 50].....	1950-51, 53-56
Woodward, Dick, C.....	1952
Brueckman, Charley, C.....	1958
Kuchta, Frank, C.....	1959
Beatty, Ed, C.....	1961
Hauss, Len, C.....	1964-77
Peiffer, Dan, C.....	1980
Lowry, Quentin, LB.....	1981-83
Junkin, Trey, LB.....	1984
Daniels, Calvin, LB.....	1986
Coyle, Eric, C.....	1987-88
Bonner, Brian, LB.....	1989
Myslinski, Tom, G [also 50].....	1992
Hamilton, Rick, LB.....	1993-94
Anderson, Erick, LB.....	1994-95
Fox, Dion, LB.....	1995
Burnett, Chester, LB.....	1998
Arrington, LaVar, LB.....	2000-05
Gatewood, Curtis, LB.....	2009
Riley, Jr., Perry, LB.....	2010-15
Sullivan, John, C.....	2016
Vigil, Zach, LB [also 59].....	2017-18
Foster, Reuben, LB.....	2019

57

Stacco, Ed, T.....	1948
Badaczewski, John, G.....	1949-51
Khayat, Ed, DT [also 79].....	1962-63
Crossan, Dave, C.....	1965-69
O'Dell, Stu, LB.....	1974-76
Milot, Rich, LB.....	1979-87
Copeland, Anthony, LB.....	1987
Graham, Don, LB.....	1989
Kirk, Randy, LB.....	1990
Millen, Matt, LB.....	1991
Bingham, Guy, C.....	1992-93
Harvey, Ken, LB.....	1994-98
Leeuwenburg, Jay, G.....	2000
Curry, Dante, LB.....	2001
Grant, Orantes, LB.....	2002-03
Clemons, Chris, LB.....	2004
Holdman, Warrick, LB.....	2005-06
Godfrey, Randall, LB.....	2007
Sundberg, Nick, LS.....	2010-19

58

Nobile, Leo, C.....	1947
Katrishen, Mike, T.....	1948-49
Burman, George, C/G.....	1971
Varty, Mike, LB.....	1973
Hover, Don, LB.....	1979-79
Weaver, Charlie, LB.....	1981
Anderson, Stuart, LB.....	1982-85
Burks, Shawn, LB.....	1986
Jones, David, C.....	1987
Windham, David, LB.....	1987
Marshall, Wilber, LB.....	1988-92

Banks, Carl, LB.....	1993
Alexander, Patrise, LB.....	1996-98
Givens, Reggie, LB.....	2000
Pierce, Antonio, LB.....	2001-04
Clemons, Chris, LB.....	2005
Posey, Jeff, LB.....	2006
Sinclair, Matt, LB.....	2007-08
Cook, Erik, C/G.....	2010-11
Addison, Mario, LB.....	2012
Hull, Josh, LB.....	2013
Beauharnais, Steve, LB [also 90].....	2014
Davis, Ja'Gared, LB.....	2014
Galette, Junior, LB.....	2017

59

Carroll, Jim, LB [also 60].....	1966-68
Dusek, Brad, LB.....	1974-81
Youngblood, Jim, LB.....	1984
Keating, Chris, LB.....	1985
Snipes, Angelo, LB.....	1986
Paine, Jeff, LB.....	1986
Hitchcock, Ray, C.....	1987
Wilson, Eric, LB.....	1987
Scully, Mike, C.....	1988
Harbour, Dave, C.....	1988-89
Brantley, John, LB.....	1992-93
Sedoris, Chris, C.....	1996
Barber, Shawn, LB.....	1998-01
Brown, Wilbert, OL.....	2002
McCune, Robert, LB.....	2005
Fletcher, London, LB.....	2007-13
Fields, Carlos, LB.....	2015
Plummer, Terrance, LB.....	2015
Lovato, Rick, LS.....	2016
Vigil, Zach, LB [also 56].....	2016

60

Jaffurs, John, G.....	1946
Gray, Bill, G.....	1947-48
Sobolenski, Joe, G.....	1949
Brown, Buddy, G.....	1951-52
Berschet, Buddy, G.....	1951-52
Stanfel, Dick, G.....	1956-58
Khayat, Bob, G/K.....	1960, 62-63
Carroll, Jim, LB [also 59].....	1966-68
Wilbur, John, G.....	1971-74
Simmons, Roy, G.....	1983
Turner, J.T., G.....	1984
McQuaid, Dan, T.....	1985-87
Wooten, Mike, C.....	1987
Stokes, Fred, DE.....	1989-92
Huntington, Greg, C.....	1993
Fischer, Mark, C [also 51].....	1998-99
Samuels, Chris, T.....	2000-09
Black, Jordan, T.....	2012
Long, Spencer, G [also 61].....	2014
de la Puente, Brian, C.....	2015
Painter, Winston, OL.....	2016
Kouandjio, Arie, G [also 74].....	2017-18

61

DeFruiter, Bob, B.....	1945-47
Pepper, Gene, G.....	1950-53
O'Brien, Fran, T.....	1960-66
Avery, Jim, E.....	1966
Bandy, Don, G.....	1967-68
Johnson, Dennis, DT.....	1974-77
Jones, Melvin, G.....	1981
Huff, Ken, G.....	1983-85
Kehr, Rick, G.....	1987
Scissum, Willard, G.....	1987
Adickes, Mark, G.....	1990-91
Smith, Vernice, G.....	1993-95
Batiste, Michael, G.....	1998
Rabach, Casey, C.....	2005-10

Long, Spencer, G [also 60].....	2015-17
Parris, Timon, G.....	2018-19

62

Witucki, Casimir, G [also 63].....	1950-51, 53-56
Boll, Don, T.....	1953-59
Nisby, John, G.....	1962-64
Dess, Darrell, G.....	1965-66
Schoenke, Ray, G.....	1966-75
Nugent, Dan, G.....	1976-78, 80
Laster, Don, T.....	1982
Towns, Morris, T.....	1984
Petty, Phil, G.....	1987
Tamm, Ralph, G [also 64].....	1991
Moore, Darryl, G.....	1993
Coleman, Ben, G.....	2001
Pucillo, Mike, G.....	2006-07
Clark, Devin, T.....	2008

63

Siegert, Herb, G.....	1949-51
Witucki, Casimir, C [also 62].....	1950-51, 53-56
Karas, Emil, LB.....	1959
Breedlove, Rod, LB.....	1960-64
Johnson, Mitch, T [also 64].....	1966-68
Breding, Ed, LB.....	1967-68
Dulich, Steve, G.....	1969
Dean, Fred, G.....	1978-82
Kimball, Bruce, G [also 67].....	1983-84
McKenzie, Raleigh, C/G.....	1985-94
Gesek, John, C [also 75].....	1994-95
Sims, Keith, G.....	1998-2000
Bedell, Brad, OL.....	2003
Wilson, Mark, OL.....	2004
Montgomery, Will, OL.....	2009-13
Banks, Brandon, OL.....	2017

64

Marciniak, Ron, G.....	1955
Fulcher, Bill, LB.....	1956-58
Johnson, Mitch, T [also 63].....	1966-68, 72
Sistrunk, Manny, DT.....	1970-75
Saul, Ron, G.....	1976-81
Hamilton, Steve, DE.....	1985-88
Tamm, Ralph, G [also 62].....	1991
Elewonibi, Moe, T.....	1990-93
Matich, Trevor, C.....	1994-96
Heck, Andy, T.....	1999-2000
Loverne, David, G.....	2002
Friedman, Lennie, OL.....	2003-05
Golston, Kedric, DL.....	2006-16
Francis, A.J., DL.....	2017
Pierschbacher, Ross, C.....	2019

65

Clark, Jim, G.....	1952-53
Houston, Walt, G.....	1955
Promuto, Vince, G.....	1960-70
Sturt, Fred, G.....	1974
Butz, Dave, DT.....	1975-88

66

Norman, Jim, T.....	1955
Voytek, Ed, G.....	1957-58
Whitlow, Bob, C.....	1960-61
Kammerer, Carl, DE.....	1963-69
Pottios, Myron, LB.....	1971-73
Imhof, Martin, DE.....	1974
Arneson, Jim, G.....	1975
Fritsch, Ted, C.....	1976-79
Jacoby, Joe, G/T.....	1981-93
Turk, Dan, C.....	1997-99
Moore, Michael, G.....	2000
Campbell, Matt, G.....	2001
Stal, Brenden, G.....	2002

ALL-TIME NUMBERS

Kendall, Pete, OL	2007-08
Dockery, Derrick, OL	2003-06, 2009-10
Chester, Chris, G	2011-14
Bergstrom, Tony, C/G	2017-19

67

Suminski, Dave, G	1953
Stephens, Red, G	1955-60
Darre, Bernie, G	1961
Cvercko, Andy, G	1963
Reed, Bob, G	1965
Kupp, Jake, G-TE	1966
Wooten, John, G	1968
Grimm, Dan, G	1969
Tillman, Rusty, LB	1970-77
Dubinetz, Greg, G	1979
Kimball, Bruce, G [also 63]	1983-84
Beasley, Tom, DT	1984-86
Thompson, Steve, DT	1987
Lathrop, Kit, DE	1987
Waechter, Henry, DE	1987
Brown, Ray, G	1989-90, 92-95, 2004-05
Pourdanes, Shar, T	1986-98
Fletcher, Derrick, G	2000
Terrell, Daryl, OL	2003
Albright, Ethan, LS [also 71, 77]	2007-09
LeRibeus, Josh, OL	2012-15
Kerin, Zac, OL	2018
Martin, Wes, G	2019

68

Badgion, Ed, G	1952
Ramsey, Knox, G	1952-53
Sparks, Dave, G	1954
Feagin, Willie, G	1963
Banks, Willie, G [also 69]	1968-69
Fanucci, Mike, DE	1972
Harlan, Jim, T	1978
Anderson, Gary, G	1980
Grimm, Russ, G	1981-91
Patton, Joe, G/T	1994-98
Hutson, Tony, G	2000
Tucker, Ross, G	2001-02, 07
Winey, Brandon, OL	2003
Geisinger, Justin, G	2008
Compton, Tom, T	2013-15
Catalina, Tyler, G	2017-18

69

Hansen, Ron, G	1954
Goosby, Tom, G	1966
Banks, Willie, G [also 68]	1968-69
Brooks, Perry, DT	1978-84
Thielmann, R.C., G	1985-88
Schlereth, Mark, G	1989-94
Milstead, Rod, G	1998-99
Ellis, Ed, T	2000
Molinaro, Jim, OL	2004-06
Fabini, Jason, OL	2007-08
Fanaika, Paul, G	2009
Smith, Willie, T	2011
Clemmings, T.J., T	2017
Bowanko, Luke, OL	2018

70

Karras, Lou, T	1950-51
Modzelewski, Dick, DT	1953-54
Miller, Fred, T	1955
Sardisco, Tony, G	1956
Lemek, Ray, T	1957-61
Moore, Chuck, G	1962
Huff, Sam, LB	1964-67, 69
Wynn, Will, DE	1977
Marshall, Leonard, DT	1994
Drake, Troy, T	1998

Vickers, Kipp, OL	2002
-------------------	------

71

Houghton, Jerry, T	1950
Renfron, Will, T	1957-59
Stynchula, Andy, DT	1960-63
Seals, George, E	1964
Musgrove, Spain, DT	1967-68
Bosch, Frank, DT [also 73]	1968-70
Tyrer, Jim, T	1974
Lorch, Karl, DT	1976-81
Peutz, Gary, T	1982
Mann, Charles, DE	1983-93
Lewis, Ron, G	1995
Tanner, Barron, DT	1999
Dotson, Santana, DL, (IR)	2002
Albright, Ethan, LS [also 67, 77]	2003-08
Wade, Todd, OL	2007
Williams, Mike, G/T	2009
Williams, Trent, T	2010-19

72

Staton, Jim, DT	1951
Moss, Joe, T	1952
Christensen, Erik, DE	1956
Owens, Don, DT	1957
Weatherall, Jim, DT	1958
Churchwell, Don, T	1959
Rutgens, Joe, DT	1961-69
Hermeling, Terry, T	1970-73, 75-80
Talbert, Diron, DT	1971-80
Manley, Dexter, DE	1981-89
Haight, Mike, T	1992
Noga, Al, DE	1993
Bandison, Romeo, DT	1995-96
Flores, Mike, DE [also 73]	1995
Kalu, Ndikwe, DE	1998-2000
Boose, Dorian, DE	2001
Powell, Carl, DL	2002
Whitley, Taylor, G	2006
Scott, Darrion, DL [also 76]	2010
Bowen, Stephen, DE	2011-14
Lanier II, Anthony, DL	2016-17
Christian, Geron, T	2018
Penn, Donald, T	2019

73

Barfield, Ken, T	1954
Davlin, Mike, T	1955
Miller, Joh, T	1956, 58-59
Matteson, Riley, T	1961-64
Jones, Stan, T	1965
Bosch, Frank, DE	1968-70
Laaveg, Paul, G	1970-75
Williams, Jeff, T	1978-80
May, Mark, G	1981-90
Mills, Lamar, DT	1994
Flores, Mike, DE [also 72]	1995
Ashmore, Darryl, T	1996-97
Wiggins, Paul, T	1998
Brown, Jamie, T	1999
Jackson, Benard, DT	2002
Jones, Kenyatta, DT	2003
Boschetti, Ryan, DL	2004-08
Robinson, William, T	2009
Joseph, Joe, DL	2010
Gettis, Adam, G	2013
Kearse, Frank, DE	2014-15
Jenkins, Cullen, DL	2016
Roullier, Chase, C	2017-19

74

Neimi, Laurie, T	1949-53
Morgan, Bob, DT	1954
Khayat, Eddie, DT [also 87]	1957, 62-63

Snowden, Jim, T	1965-72
Starke, George, T	1973-84
Koch, Marcus, DE	1986-91
McGriff, Curtis, DE	1987
Nichols, Gerald, DT	1993
Thure, Brian, T	1995
Badger, Brad, G	1997-99
Harrison, Nolan, DE	2000
Fiore, Dave, OL	2003
Jones, Kenyatta, OL	2004
Wade, Todd, OL	2006
Heyer, Stephon, T	2007-10
Polumbus, Tyler, OL	2011-14
Kouandjio, Arie, G [also 60]	2015-16
Franklin, Orlando, T	2017
Rhaney, Demetrius, C	2017-18
Christian, Geron	2019

75

Ecker, Enrique, T	1952
Campora, Don, DT	1953
Jagielski, Harry, T	1956
Davidson, Ben, DT	1962-63
Williams, Fred, T [also 77]	1964-65
Marshall, Rich, DT	1966
Kelly, John, T	1966-67
Washington, Fred, T	1968
Wright, Steve, T	1970
Hermeling, Terry, T [also 72]	1970-80
Jones, Deacon, DE	1974
Clark, Mike, DE	1981
Oggrin, Pat, DT [also 79]	1981-82
Brizl, Darrick, G	1987
Stensrud, Mike, DT	1989
Williams, Eric, DT	1990-93
Gesek, John, C [also 63]	1994-95
Dahl, Bob, G	1996-97
Cook, Anthony, DE	1999
Ham, Derrick, DE	2000
Sulfsted, Alex, OL	2002
Noble, Brandon, DT	2003-05
Demulling, Rick, OL	2007
Rinehart, Chad, G/T	2008-09
Hicks, Artis, G/T	2010
Locklear, Sean, T	2011
Scherff, Brandon, G	2015-19

76

Lipscomb, Paul, T	1950-54
Kimmel, J.D., T	1955-56
Stallings, Don, E	1960
Prestel, Jim, T	1966-67
Rock, Walter, T	1968-73
Stokes, Tim, T	1975-77
Heinz, Bob, DT	1978
Scanlan, Jerry, T	1980-81
Mendenhall, Mat, DE	1981-82
Donnalley, Rick, C/G	1984-85
Tilton, Ron, G	1986
Simmons, Ed, T	1987-97
Frazier, Frank, G	1987
Jansen, Jon, T	1999-08
Jones, Levi, T	2009
Bryant, Anthony, DL	2010
Scott, Darrion, DL	2011
Moses, Morgan, T	2014-19

77

Jacobs, Jack, QB	1946
Mont, Tommy, QB	1947-49
Krouse, Ray, T	1960
Barnett, Steve, T	1964
Williams, Fred, T [also 75]	1964-65
Barnes, Walter, DT	1966-68
Brundige, Bill, DT	1970-77

ALL-TIME NUMBERS

Jones, Joe, DE	1979-80
Grant, Darryl, DT	1981-90
Wahler, Jim, DT	1992-93
Johnson, Tré, OL	1994-2000, 02
Albright, Ethan, LS [also 67, 71]	2001-02
Thomas, Randy, OL	2003-09
Brown, Jammal, T	2010-11
Lauvao, Shawn, G	2014-18
Flowers, Freck, G	2019

78

Lawrence, Don, T	1959-61
Snidow, Ron, DE	1963-67
Peters, Floyd, T	1970
Taylor, Mike, T	1971
Sweeney, Walt, G	1974-75
Hickman, Dallas, DE [also 82]	1976-81
Smith, Paul, DE	1979-80
McGee, Tony, DE	1982-84
Hamel, Dean, DT	1985-88
Robinson, Lybrant, DE	1989
Johnson, Tim, DT	1980-95
Kuehl, Ryan, DT [also 99]	1986-97
Zorich, Chris, DT	1997
Brown, Doug, DT	1988-99
Smith, Bruce, DE	2000-03
Sykes, Joe, DE	2006
Sampson, Kevin, OL	2007
Batiste, D'Anthony, OL	2008-09
Lichtensteiger, Kory, OL	2010-16

79

Yonaker, John, E	1952
Hegarty, Bill, T	1953
Peters, Volney, T	1954-57
Khayat, Ed, DT [also 57]	1958
Toneff, Bob, DT	1959-64
Crane, Dennis, DT	1968-69
McDole, Ron, DE	1971-78
Bacon, Coy, DE [also 80]	1978-81
Ogrin, Pat, DT [also 75]	1981-82
Liebenstein, Todd, DE	1982-85
Barnett, Doug, DE	1985
Carlson, Mark, T	1987
Lachey, Jim, T	1988-95
Ertman, Steve, DT	1997
Vickers, Kipp, G	1999
Szott, Dave, G	2001
Elisara, Pita, OL	2003
Alexander, Lorenzo, LB [also 97]	2007-09
Clark, Jeremy, OL	2010
Hurt, Maurice, G	2011-12
Nsekhe, Ty, T	2015-18

80

Ecker, Enrique, T	1952
Brito, Gene, E	1951-53, 55-58
Junker, Steve, E	1961-62
Hernandez, Joe, E	1964
Hodgson, Pat, TE	1966
Alford, Bruce, K	1967
Long, Bob, WR	1969
Jefferson, Roy, WR	1971-76
Bacon, Coy, DE [also 79]	1978-80
McDaniel, John, WR [also 86]	1978-80
Haines, Kris, WR	1979
Seay, Virgil, WR	1981-84
Barnwell, Malcolm, WR	1985
Phillips, Joe, WR	1985-87
Yarber, Eric, WR	1986-87
Wilson, Teddy, WR	1987
Shepard, Derrick, WR	1987-88
Johnson, Joe, WR	1989-91

Howard, Desmond, WR	1992-94
Truitt, Olanda, WR [also 84]	1994-95
Brooks, Bill, WR	1996
Harper, Alvin, WR	1997
Frisch, David, TE [also 38]	1997
Alexander, Stephen, TE	1998-01
Green, Jacques, WR	2002
Skaggs, Justin, WR	2002
Coles, Laveranues, LAU	2003-04
Patten, David, WR	2005-06
McCardell, Keenan, WR	2007
Crowder, Jamison, WR	2015-18

81

Brown, Dan, E	1950
Morley, Sam, WR	1954
Walton, Joe, E	1957-60
Luce, Lew, B	1961
Jencks, Bob, E	1965
Kupp, Jake, TE	1966
Barefoot, Ken, E	1968
Carroll, Leo, DE [also 89]	1969-70
Alston, Mack, TE	1970-72
Winslow, Doug, WR	1976-77
Anderson, Terry, WR	1978
Smith, J.T., WR	1978
DeFrance, Chris, WR	1979
Monk, Art, WR	1980-93

82

Berrang, Ed, E	1949-52
Dale, Roland, E	1950
Polsfoot, Fran, E	1953
Carson, John, E	1954-59
MacAfee, Ken, E	1959
Heenan, Pat, E	1960
Absher, Dick, K	1967
Miller, Clark, DE	1969
Jones, Jimmie, DE	1971-73
Hickman, Dallas, DE [also 78]	1976-81
Caster, Rich, TE	1981-82
Sawyer, John, TE	1983
Jones, Anthony, TE	1984-85
Caravella, Joe, TE	1987-88
Brandes, John, TE	1990-92
Rowe, Ray, TE	1992
Riggs, Jim, TE	1993
Haws, Kurt, TE	1994
Westbrook, Michael, WR	1995-01
Russell, Cliff, WR, [IR]	2002
Chamberlain, Byron, TE	2003
Kozlowski, Brian, TE	2004
Brown, Antonio, WR	2005
Randle El, Antwaan, WR	2006-09
Paulsen, Logan, TE	2010-14

83

Dekker, Al, WR	1953
Jones, Charlie, E	1955
Meadows, Ed, DB	1959
Wilkins, Roy, LB	1960-61
Norton, Jim, T	1969
Anderson, Bruce, DE	1970
Thompson, Ricky, WR	1978-81
McGrath, Mark, WR	1983-85
Stief, Dave, WR	1983
Mauti, Rich, WR [also 84]	1984
Noble, James, WR	1986
Sanders, Ricky, WR [also 46]	1986-93
Johnson, Richard, WR	1987
McEwen, Craig, TE [also 88]	1987-88
Winans, Tydus, WR	1994-95
Anderson, Flipper, WR	1996
Connell, Albert, WR	1997-2000
Lockett, Kevin, WR	2001-02

Jackson, Willie, WR	2002
Flowers, Richmond, WR	2002
Russell, Cliff, WR	2003
Thrash, James, WR [also 87]	2004-08
Davis, Fred, TE [also 86]	2011-13
Smith, Alex, TE	2015
Quick, Brian, WR	2017-18
Cunningham, Jerome, TE	2019
Wilson, Caleb, TE	2019

84

Taylor, Hugh, E [also 28]	1947-54
Shoener, Herb, E [also 12]	1948-49
Braatz, Tom, DE [also 85]	1957-59
Osborne, Tom, E	1960-61
Hancock, Mike, TE	1973-75
Fugett, Jean, TE	1976-79
McCrary, Greg, TE [also 85]	1978, 81
McKinney, Zion, WR	1980
Williams, Mike, TE	1982-84
Arnold, Walt, TE [also 90]	1984
Mauti, Rich, WR	1984
Clark, Gary, WR	1985-92
Phillips, Joe, WR	1987
Bigby, Keiron, WR	1987
Stock, Mark, WR	1993
Truitt, Olanda, WR [also 80]	1994-95
Asher, Jamie, TE	1995-98
Thompson, Derrius, WR	1999
Reed, Andre, WR	2000
Battaglia, Marco, TE	2001
Doering, Chris, WR	2002
Johnson, Patrick, WR	2003
Jacobs, Taylor, WR	2004-05
Mitchell, Marko, WR	2009
Galloway, Joey, WR	2010
Paul, Niles, WR/TE	2011-17
Kidsy, Darvin, WR	2018-19

85

Yowarsky, Walt, E	1951-54
Paluck, John, DE [also 86]	1956, 59-65
Braatz, Tom, DE [also 84]	1957-59
Cronin, Gene, DE	1961-62
Quinlan, Bill, DE	1964
McKeever, Marlin, LB [also 86]	1968-70
Hoffman, John, DE	1969-70
McNeil, Clifton, WR	1971-72
Holman, Willie, DE	1973
Fryer, Brian, WR	1976-78
McCrary, Greg, TE [also 84]	1978, 81
Warren, Don, TE	1979-92
Truitt, Dave, TE	1987
McGee, Tim, WR	1993
Ellard, Henry, WR	1994-98
Sellers, Mike, TE [also 45]	1998-99
Zelenka, Joe, TE	2000
McCants, Darmerien, WR	2002-04
Kozlowski, Brian, TE	2005
Lloyd, Brandon, WR	2006-07
Hankerson, Leonard, WR	2011-14
Jensen, Marcel, TE	2015
McCoy, Anthony, TE	2015
Davis, Vernon, TE	2016-19

86

Meilinger, Steve, E	1956-57
Paluck, John, DE [also 85]	1956, 59-65
Briggs, Bill, DE	1966-67
McKeever, Marlin, LB [also 85]	1968-70
Biggs, Verlon, DE [also 89]	1971-75
Dowler, Boyd, WR	1971
Larson, Bill, TE	1977
McDaniel, John, WR [also 80]	1978-80
DuBois, Phil, TE	1979-80

ALL-TIME NUMBERS

Didier, Clint, TE.....	1982-87
Tice, Mike, TE.....	1989
Hobbs, Stephen, WR.....	1990-92
Shepherd, Leslie, WR.....	1994-98
Fryar, Irving, WR.....	1999-2000
Rasby, Walter, TE.....	2001-02
Jacobs, Taylor, WR.....	2003
Rasby, Walter, TE (6 games).....	2004
Brown, Antonio, WR (9 games).....	2004
Farris, Jimmy, WR.....	2005
Kozlowski, Brian, WR.....	2006
Caldwell, Reche, WR.....	2007
Davis, Fred, TE (also 83).....	2008-10
Byrd, Dominique, TE.....	2011
Reed, Jordan, TE.....	2013-19

87

Goodnight, Clyde, E.....	1949-50
Barker, Ed, E.....	1954
Thomas, Ralph, E.....	1955-56
Khayat, Ed, DT (also 74).....	1957, 62-63
Dugan, Fred, E.....	1961-63
Smith, Jerry, TE.....	1965-77
Brown, Charlie, WR.....	1982-84
Orr, Terry, TE (also 89).....	1986-90, 92
Dunn, K.D., TE.....	1987
Middleton, Ron, TE (also 88).....	1988, 90-93
Bell, Coleman, TE.....	1994-95
Thrash, James, WR (also 83).....	1997-2000
Gardner, Rod, WR.....	2001-04
Johnson, Robert, TE.....	2005
Yoder, Todd, TE.....	2006-09
Williams, Roydell, WR.....	2010
Myers, Rob, TE.....	2011
Hamm, Je'Ron, TE.....	2015
Sprinkle, Jeremy, TE.....	2017-19

88

Hennessey, Jerry, DE.....	1952-53
Ostrowski, Chet, E.....	1954-59
Lasse, Dick, LB.....	1960-61
Richter, Pat, E.....	1963-70
Reed, Alvin, TE.....	1973-75
Buggs, Danny, WR.....	1976-79
Walker, Rick, TE.....	1980-85
Holloway, Derek, WR.....	1986
Frain, Todd, TE.....	1986
Middleton, Ron, TE (also 87).....	1988, 90-93
Benson, Cliff, TE.....	1987
Shepard, Derrick, WR.....	1987-88
McEwen, Craig, TE (also 83).....	1987-88
Caravella, Joe, TE.....	1987-88
Johnson, Billy (White Shoes), WR.....	1988
Johnson, Jimmie, TE.....	1989-91
Jenkins, James, TE.....	1991-2000
Thompson, Derrius, WR.....	2001-02
Royal, Robert, TE.....	2003-05
Fauria, Christian, TE.....	2006
Ecker, Tyler, TE.....	2007
Anderson, David, WR.....	2011
Garçon, Pierre, WR.....	2012-16
Flanagan, Matt, TE.....	2018
Hentges, Hale, TE.....	2019

89

Terreshinski, Joe, E.....	1947-54
Dee, Bob, E.....	1957-58
Gob, Art, E.....	1959-60
Aveni, John, K.....	1961
Smith, Hugh, E.....	1962
Collier, Jim, E.....	1963
Carpenter, Preston, E.....	1964-86
Carroll, Leo, DE (also 81).....	1969-70
Biggs, Verlon, DE (also 86).....	1971-75
Robinson, Dave, LB.....	1973-74

Haynes, Reggie, TE.....	1978
Richardson, Grady, TE.....	1979-80
Harrison, Kenny, WR.....	1980
Garrett, Alvin, WR.....	1981-84
Muhammad, Calvin, WR.....	1984-85
Verdin, Clarence, WR.....	1986-87
Orr, Terry, TE (also 87).....	1986-90, 91-93
Dennison, Glenn, TE.....	1987
Allen, Anthony, WR.....	1987
Stanley, Walter, WR.....	1990
Horton, Ethan, TE.....	1994
Galbraith, Scott, TE.....	1995-96
Thomas, Chris, WR.....	1997-99
Flemister, Zeron, TE.....	2000-03
Moss, Santana, WR.....	2005-14
Carrier, Derek, TE.....	2015-16
Sims, Cam, WR.....	2018-19

90

Arnold, Walt, TE (also 84).....	1984
Curtis, Bobby, LB.....	1987
Richardson, Huey, LB.....	1992
Graf, Rick, LB.....	1993
Stowe, Tyrone, LB.....	1994
Crews, Terry, LB.....	1995
Barnett, Troy, DT.....	1996
Lang, Kenard, DT.....	1997-01
Holsey, Bernard, DE.....	2003
Clemons, Nic, DL.....	2005
Buzbee, Alex, DE.....	2007-08
Jarmon, Jeremy, DE/LB.....	2009-10
Worthington, Doug, DE.....	2012
Beauharnais, Steve, LB (also 58).....	2014
Brown, Everett, LB.....	2014
Paea, Stephen, DE.....	2015
Hood, Ziggy, DL.....	2016-18
Sweat, Montez, DE.....	2019

91

Settles, Tony, LB.....	1987
Manusky, Greg, LB.....	1988-90
Collins, Shane, DE.....	1992-94
Vanderbeek, Matt, LB.....	1995-96
Mims, Chris, DT.....	1997
Hoelscher, David, DT.....	1998
Cowsette, Delbert, DT.....	2001-02
Upshaw, Regan, DE.....	2003
Killings, Cedric, DL.....	2005
Jackson, Rob, DE/LB (also 50, 98).....	2009
Holliday, Vonnie, DE.....	2010
Kerrigan, Ryan, LB.....	2011-19

92

Smith, Hugh, WR.....	1962
Bunch, Derek, LB.....	1987
Nottage, Dexter, DE.....	1994-96
Duff, Jamal, DE.....	1997-98
DeLoach, Jerry, DT.....	2001
Gardner, Daryl, DT.....	2002
Chase, Martin, DT.....	2003
Evans, Demetric, DL.....	2004-08
Haynesworth, Albert, DL.....	2009-10
Baker, Chris, DL.....	2011-16
McGee, Stacy, DL.....	2017-18

93

Meads, Johnny, LB.....	1992
Willis, Keith, DT.....	1993
Faulkner, Jeff, DT.....	1993
Boutte, Marc, DT.....	1994-99
Leverette, Otis, DE.....	2001-02
Zellner, Peppi, DL.....	2003
Daniels, Phillip, DL.....	2004-10
Balmer, Kentwan, DE.....	2011
Merling, Phillip, DE.....	2013

Murphy, Trent, LB.....	2014-16
Allen, Jonathan, DT.....	2018-19

94

Sagnella, Anthony, DT.....	1987
Wilson, Bobby, DT.....	1991-94
Gilbert, Sean, DT.....	1996
Stubblefield, Dana, DT.....	1998-2000
Jackson, Ladairis, DT.....	2002
Warner, Ron, DE.....	2003-04
Jones, Aki, DL.....	2005
Montgomery, Anthony, DT.....	2006-09
Carriker, Adam, DE.....	2010-12
Geathers, Clifton, DE.....	2014
Smith, Preston, LB.....	2015-18
Payne, Daron, DT.....	2019

95

Berish, Dan, DT.....	1987
Gaines, William, DT.....	1995-97
Wilkinson, Dan, DT.....	1998-02
Dalton, Lionel, DL.....	2003
Salave'a, Joe, DL.....	2004-06
Wilson, Chris, DE.....	2007-10
Neild, Chris, NT.....	2011-13
Allen, Jonathan, DL.....	2017
Payne, Daron, DL.....	2018
Brailford, Jordan, LB.....	2019

96

Gibson, Alec, DE.....	1987
Hollinquest, Lamont, LB.....	1993-94
Owens, Rich, DE.....	1995-97
Williams, Tyrone, DE.....	2001
Scott, Greg, DE.....	2002
Russell, Darrell, DL.....	2003
Griffin, Cornelius, DL.....	2004-09
Kemoatu, Ma'ake, NT.....	2010
Cofield, Jr., Barry, NT.....	2011-14
Bates, Houston, LB.....	2015-16
Jones, Arthur, DL.....	2017
McPhee, Pernell, LB.....	2018
Hester, Trevon, DL.....	2019

97

Geathers, Jumpy, DT.....	1990-92
Palmer, Sterling, DE.....	1993-96
Bandison, Romeo, DT (also 72).....	1995-96
Kinney, Kelvin, DE.....	1997-98
Wynn, Renaldo, DL.....	2002-06
Smith, Tyson, LB.....	2008
Alexander, Lorenzo, LB (also 79).....	2010-12
Hatcher, Jason, DE.....	2014-15
Reyes, Kendall, DE.....	2016
McClain, Terrell, DL.....	2017
Settle, Tims, DL.....	2018-19

98

Martin, Steve, DE.....	1987
Barker, Tony, LB.....	1992
Woods, Tony, DE.....	1994-96
Russell, Twan, LB.....	1997-99
Armstead, Jessie, LB.....	2002-03
Marshall, Lemar, LB.....	2004-06
Jackson, Rob, DE (also 50, 91).....	2008
Orakpo, Brian, LB/DE.....	2009-14
Knighton, Terrance, NT.....	2015
Ioannidis, Matt, DL.....	2016-19

99

Saenz, Eddie, B.....	1946-51
Young, Wilbur, DE.....	1981
Karras, Ted, DT.....	1987
Rocker, Tracy, DT.....	1989-90
Buck, Jason, DE.....	1991-93

ALL-TIME NUMBERS

Stephens, Rod, LB	1995-96
Kuehl, Ryan, DT (also 7B)	1996-97
Coleman, Marco, DE	1999-01
Haley, Jermaine, DL	2003-04
Carter, Andre, DE/LB	2006-10
Jenkins, Jarvis, DE	2011-14
Jean Francois, Ricky, DE	2015-16
Brantley, Caleb, DL	2018-19

ALL-TIME ROSTER

The following is a list of Washington players who have appeared in regular season or postseason play.

A

Absher, Dick, LB, Maryland.....	1967
Adams, John, T, Notre Dame.....	1945-49
Adams, Willie, LB, New Mexico St.....	1965-66
Addison, Mario, LB, Troy.....	2012
Adickes, Mark, G, Baylor.....	1990-91
Adduci, Nick, B, Nebraska.....	1954-55
Aguirre, Joe, E, St. Mary's (CA).....	1941, 1943-45
Akers, David, K, Louisville.....	1998-99
Akins, Frank, B, Washington St.....	1943-46
Alban, Dick, B, Northwestern.....	1952-55
Albright, Ethan, LS, North Carolina.....	2011-09
Aldrich, Ki, C, TCU.....	1939-42, 1945-47
Alexander, Adonis, CB/Virginia Tech.....	2018
Alexander, Lorenzo, DL/LB, California.....	2007-12
Alexander, Patrise, DT, SW Louisiana.....	1996-98
Alexander, Shaun, RB, Alabama.....	2008
Alexander, Stephen, TE, Oklahoma.....	1998-01
Alford, Bruce, K, TCU.....	1967
Allen, Anthony, WR, Washington.....	1987-88
Allen, Jerry, B, Nebraska-Omaha.....	1967-69
Allen, John, C, Purdue.....	1955-58
Allen, Jonathan, DL, Alabama.....	2017-19
Allen, Terry, RB, Clemson.....	1995-98
Alston, Mack, TE, Maryland St.....	1970-72
Amerson, David, CB, North Carolina St.....	2013-15
Ananias, Vito, B, Boston College.....	1945
Anderson, Bill, E, Tennessee.....	1958-63
Anderson, Bob, RB, Colorado.....	1975
Anderson, Bruce, E, Williamette.....	1970
Anderson, David, WR, Colorado St.....	2011
Anderson, Erick, LB, Michigan.....	1994
Anderson, Gary, G, Stanford.....	1980
Anderson, Ryan, LB, Alabama.....	2017-19
Anderson, Stuart, LB, Virginia.....	1982-85
Anderson, Terry, WR, Bethune-Cookman.....	1978
Anderson, Willie "Flipper", WR, UCLA.....	1996
Andrako, Steve, C, Ohio St.....	1940
Apke, Troy, S, Penn St.....	2018-19
Apsit, Mogs, B, USC.....	1933
Archer, David, QB, Iowa St.....	1988
Archuleta, Adam, S, Arizona St.....	2006
Arenz, Arnie, LB, St. Louis.....	1934
Ariji, Obed, K, Clemson.....	1987
Armstead, Jessie, LB, Miami (Fla.).....	2002-03
Armstrong, Anthony, WR, West TX A&M.....	2010-11
Arneson, Jim, G, Arizona.....	1975
Arnold, Walt, TE, New Mexico.....	1984
Arrington, LaVar, LB, Penn St.....	2000-05
Artman, Corrie, T, Stanford.....	1932
Asher, Jamie, TE, Louisville.....	1995-98
Ashmore, Darryl, OL, Northwestern.....	1996-97
Atkeson, Dale, B, No College.....	1954-56
Atkins, Pervis, RB, New Mexico St.....	1964-65
Atkinson, Jess, K, Maryland.....	1988-87
Atogwe, Oshiomogho, S, Stanford.....	2011
Audet, Earl, T, USC.....	1945
Austin, Terrence, WR, UCLA.....	2010-11
Aveni, John, WR/K, Indiana.....	1961
Avery, Don, T, USC.....	1948-47
Avery, Jim, E, Northern Illinois.....	1966

B

Bacon, Coy, DE, Jackson St.....	1978-81
Badaczewski, John, G, Western Reserve.....	1949-51
Badanjek, Rick, RB, Maryland.....	1986
Badger, Brad, G/T, Stanford.....	1997-99
Bagarus, Steve, RB, Notre Dame.....	1945-46, 1948
Bagdon, Ed, G, Michigan St.....	1952
Bailey, Champ, CB, Georgia.....	1999-03
Bailey, Robert, CB, Miami (Fla.).....	1995

Baker, Chris, DL, Hampton.....	2012-16
Baker, Sam, K, Oregon St.....	1953, 1956-59
Balmer, Kentwan, DE, North Carolina.....	2011
Baltzell, Vic, DB, Southwestern (Kan.).....	1935
Bandison, Romeo, DT, Oregon.....	1995-96
Bandy, Don, G, Tulsa.....	1967-68
Banks, Brandon, WR, Kansas St.....	2010-12
Banks, Brandon, DL, Charlotte.....	2017
Banks, Carl, LB, Michigan St.....	1993
Banks, Tony, QB, Michigan St.....	2001
Banks, Willie, G, Alcorn A&M.....	1968-69
Banta, Jack, RB, USC.....	1941
Barber, Ernie, C, San Francisco.....	1945
Barber, Jim, T, San Francisco.....	1935-41
Barber, Shawn, LB, Richmond.....	1998-01
Barefoot, Ken, E, Virginia Tech.....	1968
Barfield, Ken, T, Mississippi.....	1954
Barker, Bryan, P, Santa Clara.....	2001-03
Barker, Ed, E, Washington St.....	1954
Barker, Tony, LB, Rice.....	1992
Barnes, Billy Ray, RB, Wake Forest.....	1962-63
Barnes, Brandon, LB, Missouri.....	2004
Barnes, Kevin, CB, Maryland.....	2009-11
Barnes, Tomur, CB, North Texas.....	1996
Barnes, Walt, DT, Nebraska.....	1966-68
Barnett, Doug, DE, Azusa Pacific.....	1985
Barnett, Nick, LB, Oregon St.....	2013
Barnett, Steve, T, Oregon.....	1964
Barnett, Troy, DT, North Carolina.....	1996
Barnhardt, Tommy, P, North Carolina.....	1988, 2000
Barni, Roy, B, San Francisco.....	1955-56
Barnwell, Malcolm, WR, Virginia Union.....	1985
Barrington, Tom, B, Ohio St.....	1966
Barrow, Mike, LB, Miami (Fla.) [IR].....	2004
Barry, Paul, B, Tulsa.....	1953
Bartel, Richard, QB, Tarleton St.....	2009
Bartos, Hank, G, North Carolina.....	1938
Bartos, Joe, B, Navy.....	1950
Bass, Mike, DB, Michigan.....	1969-75
Bassi, Dick, G, Santa Clara.....	1937
Bates, Houston, LB, Louisiana Tech.....	2015-16
Bates, Michael, KR, Arizona.....	2001
Batiste, D'Anthony, G, Louisiana-Lafayette.....	2009
Batiste, Michael, G, Tulane.....	1998
Battaglia, Marco, TE, Rutgers.....	2001
Battles, Cliff, B, West Virginia Wesleyan.....	1932-37
Baugh, Sam, QB, TCU.....	1937-52
Bauman, Rashad, CB, Oregon.....	2002-03
Baughman, Maxie, LB, Georgia Tech.....	1974
Bausch, Frank "Pete", C, Kansas.....	1934-36
Bayless, Martin, S, Bowling Green.....	1994
Beasley, Tom, DL, Virginia Tech.....	1984-86
Beatty, Ed, C, Mississippi.....	1961
Beaumarais, Steve, LB, Rutgers.....	2014
Beban, Gary, QB, UCLA.....	1968-69
Beck, John, QB, BYU.....	2011
Bedell, Brad, DL, Colorado.....	2003
Bedore, Tom, G, Pepperdine.....	1944
Beinor, Ed, T, Notre Dame.....	1941-42
Bell, Coleman, TE, Miami (Fla.).....	1995
Bell, William, RB, Georgia Tech.....	1994-96
Bellamy, Josh, WR, Louisville.....	2013
Benish, Dan, DT, Clemson.....	1987
Benson, Cliff, TE, Purdue.....	1987
Bentley, Scott, K, Florida St.....	2000
Bergstrom, Tony, C/G, Utah.....	2017-19
Bernstine, Jordan, S, Iowa.....	2012
Berrang, Ed, E, Villanova.....	1949-52
Berschert, Merve, G, Illinois.....	1954-55
Betts, Ladell, RB, Iowa.....	2002-08
Bibbs, Kapri, RB, Colorado St.....	2017-18
Bidwell, Josh, P, Oregon.....	2010
Bighly, Keiron, WR, Brown.....	1987
Biggers, E.J., CB, Western Michigan.....	2013-14
Biggs, Verlon, DE, Jackson St.....	1971-74

Bingham, Guy, C, Montana.....	1992-93
Biriem, Keith, B, San Jose St.....	1939
Black, Jordan, T, Notre Dame.....	2012
Blackmon, Will, CB/S, Boston College.....	2015-16
Blades, H.B., LB, Pittsburgh.....	2007-10
Blanchard, Cary, K, Oklahoma St.....	1998
Blanton, Scott, G, Oklahoma.....	1998-98
Boensch, Fred, G, Stanford.....	1947-48
Boll, Don, T, Nebraska.....	1953-59
Bond, Chuck, T, Washington.....	1937-38
Bond, Randall, B, Washington.....	1938
Bonner, Brian, LB, Minnesota.....	1989
Boose, Dorian, DE, Washington St.....	2001
Bosch, Frank, DT, Colorado.....	1968-70
Boschetti, Ryan, DL, UCLA.....	2004-08
Bosseler, Don, B, Miami (Fla.).....	1957-64
Bostic, Jeff, C, Clemson.....	1980-93
Bostic, Jon, LB, Florida.....	2019
Boswell, Ben, T, TCU.....	1934
Boutte, Marc, DT, LSU.....	1994-99
Bowanko, Luke, T, Virginia.....	2018
Bowen, Alvin, LB, Iowa St.....	2009
Bowen, Matt, S, Iowa.....	2003-05
Bowen, Stephen, DE, Hofstra.....	2011-14
Bowie, Larry, FB, Georgia.....	1996-99
Bowles, Todd, S, Temple.....	1988-90, 92-93
Boykin, Deral, S, Louisville.....	1984
Braatz, Tom, DE, Marquette.....	1957-59
Bradley, Harold, E, Elon.....	1938-39
Bragg, Mike, P, Richmond.....	1968-79
Branford, Jordan, DE, Oklahoma St.....	2019
Branch, Bruce, KR, Penn St.....	2002
Branch, Reggie, RB, East Carolina.....	1985-89
Brandes, John, TE, Cameron.....	1990-92
Brandt, David, DL, Michigan.....	2001
Brantley, Caleb, DL, Florida.....	2018-19
Brantley, John, LB, Georgia.....	1992
Breding, Ed, LB, Texas A&M.....	1967-68
Breedlove, Rod, LB, Maryland.....	1960-64
Breeland, Bashaud, CB, Clemson.....	2014-17
Brennan, Colt, QB, Hawaii.....	2008-09
Brewer, Homer, B, Mississippi.....	1960
Briggs, Bill, DE, Iowa.....	1966-67
Briggs, Mogs, B, Central Oklahoma St.....	1965
Briz, Darrick, G, Oregon St.....	1987
Briscoe, Dezmorn, WR, Kansas.....	2012
Brito, Gene, DE, Loyola (CA).....	1951-53, 1955-58
Britt, Ed, B, Holy Cross.....	1936-37
Britt, Oscar, G, Mississippi.....	1946
Brohm, Jeff, QB, Louisville.....	1995
Brooks, Bill, WR, Boston University.....	1996
Brooks, Durant, P, Wake Forest.....	2008
Brooks, Perry, DT, Southern.....	1978-84
Brooks, Reggie, RB, Notre Dame.....	1993-95
Broughton, Nehemiah, RB, The Citadel.....	2005-07
Brown, Antonio, WR, West Virginia.....	2004-05
Brown, Buddy, G, Arkansas.....	1951-52
Brown, Charlie, WR, South Carolina St.....	1982-84
Brown, Dan, E, Villanova.....	1950
Brown, Doug, DT, Simon Fraser.....	1998-99
Brown, Eddie, S, Tennessee.....	1975-77
Brown, Everette, LB, Florida St.....	2014
Brown, Hardy, LB, Tulsa.....	1950
Brown, Jamie, T, Florida A&M.....	1999
Brown, Jammal, T, Oklahoma.....	2010-11
Brown, Larry, RB, Kansas St.....	1969-76
Brown, Mack, RB, Florida.....	2016-17
Brown, Ray, G, Arkansas St.....	1989-95, 2004-05
Brown, Rufus, CB, Florida St.....	2004
Brown, Tom, DB, Maryland.....	1969
Brown, Wilbert, DL, Houston.....	2002
Brown, Zach, LB, North Carolina.....	2017-18
Brownlow, Darrick, LB, Illinois.....	1995-96
Brueckman, Charley, C, Pittsburgh.....	1958
Brundige, Bill, DE, Colorado.....	1970-77

ALL-TIME ROSTER

Brunell, Mark, QB, Washington.....	2004-07
Brunet, Bob, RB, Louisiana Tech.....	1968, 1970-77
Bruton Jr., David, S, Notre Dame.....	2016
Bryant, Anthony, DL, Alabama.....	2010
Bryant, Kelvin, RB, North Carolina.....	1986-88, 1990
Bryant, Trent, CB, Arkansas.....	1981
Buchanan, Phillip, CB, Miami (Fla.).....	2010-11
Buck, Jason, DE, BYU.....	1991-93
Buckley, Curtis, CB, East Texas St.....	1999-2000
Budd, Frank, WR, Villanova.....	1963
Buggs, Danny, WR, West Virginia.....	1976-79
Bukich, Rudy, QB, USC.....	1957-58
Buksar, George, B, Purdue.....	1951-52
Bunch, Derek, LB, Michigan St.....	1987
Burks, Shawn, LB, LSU.....	1986
Burman, George, G, Northwestern.....	1971-72
Burmeister, Danny, S, North Carolina.....	1987
Burnett, Chester, LB, Arizona.....	1998
Burrell, John, WR, Rice.....	1968-67
Burton, Michael, FB.....	2019
Busich, Sam, E, Ohio St.....	1936
Butkus, Carl, T, George Washington.....	1948
Butler, Crezdon, CB, Clemson.....	2012
Butsko, Harry, LB, Maryland.....	1963
Butz, Dave, DT, Purdue.....	1975-88
Buzbee, Alex, DE, Georgetown.....	2007-08
Byner, Earnest, RB, East Carolina.....	1989-93
Byrd, Dominique, TE, USC.....	2011

C

Cafego, George, QB, Tennessee.....	1943
Caldwell, Ravin, LB, Arkansas.....	1987-92
Caldwell, Reche, WR, Florida.....	2007
Campbell, Jason, QB, Auburn.....	2005-09
Campbell, Jesse, S, North Carolina St.....	1997-98
Campbell, Khary, LB, Bowling Green.....	2004-08
Campbell, Matt, DL, South Carolina.....	2001
Campiglio, Bob, B, W. Liberty St.....	1933
Campofreda, Nick, C, Western Maryland.....	1944
Campora, Don, T, Pacific.....	1953
Candidate, Trung, RB, Arizona.....	2003
Caravello, Joe, TE, Tulane.....	1987-88
Carlson, Mark, T, S. Connecticut St.....	1987
Carpenter, Brian, CB, Michigan.....	1983-84
Carpenter, Preston, E, Arkansas.....	1964-66
Carr, Jim, LB, Morris Harvey.....	1964-65
Carrier, Adam, DE, Nebraska.....	2010-12
Carrier, Derek, TE, Beloit.....	2015-16
Carrier, Mark, FS, USC.....	2000
Carroll, Jim, LB, Notre Dame.....	1966-68
Carroll, Leo, DE, San Diego St.....	1969-70
Carroll, Vic, T, Nevada.....	1936-42
Carson, John, E, Georgia.....	1954-59
Carter, Alex, RB, Stanford.....	2018
Carter, Andre, DE, California.....	2006-10
Carter, Chris, LB, Fresno St.....	2017
Carter, Ki-Jana, RB, Penn St.....	2001
Carter, Tom, CB, Notre Dame.....	1993-96
Cartwright, Rock, RB, Kansas St.....	2002-08
Casares, Rick, RB, Florida.....	1965
Caster, Rich, TE, Jackson St.....	1981-82
Castiglia, Jim, B, Georgetown.....	1947-48
Catalina, Tyler, G, Georgia.....	2017
Catanho, Al, LB, Rutgers.....	1999
Centers, Larry, RB, Stephen F. Austin.....	1996-2000
Chamberlain, Byron, TE, Wayne St.....	2003
Chandler, Jeff, K, Florida.....	2004
Chase, Martin, DT, Oklahoma.....	2003
Cherna, Hal, T, DePaul.....	1933
Cherry, Raphael, S, Hawaii.....	1985
Chesson, Jehu, WR, Michigan.....	2018
Chester, Chris, G, Oklahoma.....	2011-14
Cheverko, George, B, Ohio St.....	1948
Choice, Tashard, RB, Georgia Tech.....	2011
Christian, Geron, T, Louisville.....	2018-19

Christensen, Erik, E, Richmond.....	1956
Churchwell, Don, T, Mississippi.....	1959
Cichowski, Gene, B, Indiana.....	1958-59
Cifers, Ed, E, Tennessee.....	1941-42, 1946
Clair, Frank, E, Ohio St.....	1941
Claitt, Rickey, FB, Bethune-Cookman.....	1980-81
Clark, Algy, DB, Ohio St.....	1932
Clark, Devin, DL, New Mexico.....	2008
Clark, Gary, WR, James Madison.....	1985-92
Clark, Jim, G, Oregon.....	1952-53
Clark, Mike, DE, Florida.....	1981
Clark, Ryan, DB, LSU.....	2004-05, 14
Clay, Billie, B, Mississippi.....	1966
Clay, Ozzie, B, Iowa St.....	1964
Clemmons, T.J., T, Pittsburgh.....	2017
Clemons, Chris, LB, Georgia.....	2003-05
Clemons, Nic, DL, Georgia.....	2005
Clifton, Gregory, WR, Johnson C. Smith.....	1993
Clinton-Dix, Ha Ha, S, Alabama.....	2018
Cloud, John, B, William B. Mary.....	1952-53
Cochran, Tom, B, Auburn.....	1949
Cofer, Joe, S, Tennessee.....	1987
Coffey, Ken, S, SW Texas St.....	1983-86
Coffield, Jr., Barry, NT, Northwestern.....	2011-14
Coia, Angelo, WR, USC.....	1964-65
Coleman, Ben, OL, Wake Forest.....	2001
Coleman, Greg, P, Florida A&M.....	1988
Coleman, Marco, DE, Georgia Tech.....	1999-01
Coleman, Monte, LB, Central Arkansas.....	1979-94
Coles, Laveranues, WR, Florida St.....	2003-04
Collier, Jim, E, Arkansas.....	1963
Collins, Andre, LB, Penn St.....	1990-94
Collins, Landon, S, Alabama.....	2019
Collins, Paul (Rip), E, Pittsburgh.....	1932-35
Collins, Shane, DE, Arizona St.....	1992-94
Collins, Todd, QB, Michigan.....	2006-09
Colvin, Aaron, CB, Oklahoma.....	2019
Compton, Tom, T, South Dakota.....	2013-15
Compton, Will, LB, Nebraska.....	2013-17
Concannon, Rick, G, NYU.....	1934-36
Condit, Merle, B, Carnegie Tech.....	1945
Conklin, Cary, QB, Washington.....	1990-93
Conkright, Bill, C, Oklahoma.....	1943
Connell, Albert, WR, Texas A&M.....	1997-2000
Connell, Mike, P, Cincinnati.....	1980-81
Conway, Brett, K, Penn St.....	1998-02
Cook, Anthony, DE, South Carolina St.....	1999
Cook, Erik, OL, New Mexico.....	2011
Cooley, Chris, TE, Utah St.....	2004-12
Cooper, Jonathan, G, North Carolina.....	2018
Copeland, Anthony, LB, Louisville.....	1987
Copeland, Danny, S, Eastern Kentucky.....	1991-93
Corbett, Don, C, Arizona.....	1948
Cortez, Jose, K, Oregon St.....	2002
Coupee, Al, B, Iowa.....	1946
Cousins, Kirk, QB, Michigan St.....	2012-17
Cowne, John, C, Virginia Tech.....	1987
Cowsette, Del, DT, Maryland.....	2001-02
Cox, Bill, B, Duke.....	1951-52, 1955
Cox, Steve, P, Arkansas.....	1985-88
Coyle, Eric, C, Colorado.....	1987
Crabb, Claude, CB, Colorado.....	1962-63
Crane, Dennis, DT, USC.....	1968-69
Crawford, Richard, CB, SMU.....	2012
Cravens, Su'a, S, USC.....	2016
Crews, Terry, LB, Western Michigan.....	1995
Crisler, Harold, E, San Jose St.....	1948-49
Crissey, Cris, WR, Princeton.....	1981
Croftcheck, Don, G, Indiana.....	1965-66
Cronan, Peter, LB, Boston College.....	1981-85
Cronin, Gene, DE, Pacific.....	1961-62
Crossan, Dave, C, Maryland.....	1965-69
Crotty, Jim, B, Notre Dame.....	1960-61
Crow, Orien, C, Haskell Indian School.....	1934
Crowder, Jamison, WR, Duke.....	2015-18

Crutchfield, Buddy, CB, N. Carolina Central.....	1998
Cudzik, Walt, C, Purdue.....	1954
Culliver, Chris, CB, South Carolina.....	2015
Cundiff, Billy, K, Drake.....	2012
Cunningham, Doug, RB, Mississippi.....	1974
Cunningham, Jerome, TE, Southern Conn. St.....	2019
Cunningham, Jim, RB, Pittsburgh.....	1961-63
Curtis, Bobby, LB, Savannah St.....	1987
Curtis, Mike, LB, Duke.....	1977-78
Curtis, Travis, S, West Virginia.....	1988, 1991
Cvercko, Andy, G, Northwestern.....	1983

D

Dahl, Bob, G, Notre Dame.....	1996-97
Dale, Roland, E, Mississippi.....	1950
Daniels, Calvin, LB, North Carolina.....	1986
Daniels, LeShun, RB, Iowa.....	2017
Daniels, Phillip, DL, Georgia.....	2004-10
Dalton, Lionel, DT, Eastern Michigan.....	2003
Darre, Bernie, G, Tulane.....	1961
Davidson, Ben, DT, Washington.....	1962-63
Davis, Akeem, S, Memphis.....	2014
Davis, Andy, B, George Washington.....	1952
Davis, Brian, CB, Nebraska.....	1987-90
Davis, Fred, T, Alabama.....	1941-42, 1945
Davis, Fred, TE, USC.....	2008-13
Davis, Jack, G, Maryland.....	1960
Davis, Ja'Gared, LB, SMU.....	2014
Davis, James, RB, Clemson.....	2010
Davis, Robert, WR, Georgia St.....	2017
Davis, Stephen, RB, Auburn.....	1998-02
Davis, Vernon, TE, Maryland.....	2016-19
Davis, Wayne, DB, Indiana St.....	1989-90
Davlin, Mike, T, San Francisco.....	1955
Day, Eagle, QB, Mississippi.....	1959-60
Deal, Rufus, B, Auburn.....	1942
Dean, Fred, G, Texas Southern.....	1978-82
Dean, Vernon, CB, San Diego St.....	1982-87
de la Puente, Brian, C, California.....	2015
DeCarlo, Art, DB, Georgia.....	1956-57
DeCorrevont, Bill, B, Northwestern.....	1945
Dee, Bob, DE, Holy Cross.....	1957-58
Deeks, Don, T, Washington.....	1947
DeFrance, Chris, WR, Arizona St.....	1979
DeFruiter, Bob, B, Nebraska.....	1945-47
Dekker, Al, WR, Michigan St.....	1953
Deloplain, Jack, RB, Salem College.....	1978
DeMao, Al, C, Duquesne.....	1945-53
DeMulling, Rick, OL, Idaho.....	2007
Dennis, Pat, DB, Louisiana Monroe.....	2004
Dennison, Glenn, TE, Miami (Fla.).....	1987
Denson, Moses, RB, MD Eastern Shore.....	1974-75
Denton, Tim, CB, Sam Houston St.....	1998-99
Dess, Darrell, G, North Carolina St.....	1965-66
Didier, Clint, TE, Portland St.....	1982-87
Didion, John, LB, Oregon St.....	1969-70
Dishman, Chris, CB, Purdue.....	1997-98
Dockery, Derrick, OL, Texas.....	2003-06, 2009-10
Doctson, Josh, WR, TCU.....	2016-18
Doering, Chris, WR, Florida.....	2002
Doering, Jason, S, Wisconsin.....	2004
Doll, Don, DE, USC.....	1953
Donalley, Rick, C, North Carolina.....	1984-85
Doolan, John, B, Georgetown.....	1945
Dorow, Al, QB, Michigan St.....	1954-56
Dotson, Santana, DL, Baylor.....	2002
Doughty, Reed, S, Northern Oklahoma.....	2006-13
Dow, Ken, B, Oregon St.....	1941
Dowda, Harry, DB, Wake Forest.....	1949-53
Dowler, Boyd, WR, Colorado.....	1971
Downey, Patrick, DL, New Hampshire.....	2002
Drake, Troy, T, Indiana.....	1998
Drakeford, Tyrnone, CB, Virginia Tech.....	2000
Drazenovich, Chuck, LB, Penn St.....	1950-59
Dubinetz, Greg, G, Yale.....	1979

ALL-TIME ROSTER

DuBois, Phil, TE, San Diego St.....	1979-80
Duckett, T.J., RB, Michigan St.....	2006
Duckworth, Joe, E, Colgate.....	1947
Ducere, Greg, CB, Washington.....	2014
Dudley, Bill, RB, Virginia.....	1950-51, 1953
Duff, Jamal, DE, San Diego St.....	1997-98
Dugan, Fred, WR, Dayton.....	1961-63
Duich, Steve, G, San Diego St.....	1969
Dukes, Chad, RB, Pittsburgh.....	2000
Dunbar, Quinton, CB, Florida.....	2015-19
Duncan, Leslie, DB, Jackson St.....	1971-73
Dunn, Casey, OL, Auburn.....	2018-19
Dunn, Coye, B, USC.....	1943
Dunn, K.D., TE, Clemson.....	1987
Dupard, Reggie, RB, SMU.....	1989-90
Dusek, Brad, LB, Texas A&M.....	1974-81
Dwyer, Jack, DB, Loyola [CA].....	1951
Dye, Les, E, Syracuse.....	1944-45
Dyer, Henry, RB, Grambling St.....	1969-70

E

East, Andrew, LS, Vanderbilt.....	2018
Ecker, Enrique, T, John Carroll.....	1952
Ecker, Tyler, TE, Michigan.....	2007
Edwards, Brad, S, South Carolina.....	1990-93
Edwards, Turk, T, Washington St.....	1932-40
Edwards, Weldon, T, TCU.....	1948
Eilers, Pat, DB, Notre Dame.....	1992-94
Elewonibi, Moe, T, BYU.....	1990-93
Elisara, Pita, OL, Indiana.....	2003
Ellard, Henry, WR, Fresno St.....	1994-98
Elliott, Matt, C, Michigan.....	1992
Ellis, Ed, T, Buffalo.....	2000
Ellstrom, Marv, B, Oklahoma.....	1943
Ellstrom, Swede, FB, Oklahoma.....	1934
Elmore, Doug, DB, Mississippi.....	1962
Elter, Leo, RB, Duquesne.....	1955-57
Ertman, Steve, DT, Washington.....	1997
Erhardt, Clyde, C, Georgia.....	1946-49
Erickson, Carl, C, Washington.....	1938-39
Erwins, Ricky, RB, USC.....	1991-94
Espy, Mike, WR, Mississippi.....	2006-07
Etherly, David, CB, Portland St.....	1987
Eubanks, John, CB, Southern Miss.....	2006-07
Evans, Charles, RB, USC.....	1974
Evans, Demetric, OL, Georgia.....	2004-08
Evans, Josh, S, Florida.....	2016
Evans, Greg, S, TCU.....	1998
Evans, Leomont, S, Clemson.....	1996-99
Evans, Reggie, RB, Richmond.....	1983
Everett, Deshazor, CB/S, Texas A&M.....	2015-19

F

Fabini, Jason, OL, Cincinnati.....	2007-08
Fanaika, Paul, G, Arizona St.....	2009
Fanucci, Mike, DE, Arizona St.....	1972
Farkas, Andy, FB, Detroit.....	1938-44
Farman, Dick, G, Washington St.....	1939-43
Farmer, Tom, B, Iowa.....	1947-48
Farris, Jimmy, WR, Montana.....	2005, 07
Faulkner, Jeff, DE, Southern.....	1993
Fauria, Christian, TE, Colorado.....	2006
Feagin, Tom, G, Houston.....	1963
Felber, Nip, E, North Dakota.....	1932
Felton, Ralph, LB, Maryland.....	1954-60
Ferguson, Josh, RB, Illinois.....	2019
Ferris, Neil, DB, Loyola [CA].....	1951-52
Fields, Carlos, LB, Winston-Salem St.....	2015
Filchok, Frank, QB, Indiana.....	1938-41, 1944-45
Fiore, Dave, OL, Hofstra.....	2003
Fincher, Alfred, LB, Connecticut.....	2008
Florentino, Al, G, Boston College.....	1943-44
Fischer, Mark, C, Purdue.....	1998-01
Fischer, Pat, CB, Nebraska.....	1968-77
Fisher, Bob, T, USC.....	1940

Flanagan, Matt, TE, Pittsburgh.....	2018
Flemister, Zeron, TE, Iowa.....	2000-03
Fletcher, Derrick, G, Baylor.....	2000
Fletcher, London, LB, John Carroll.....	2007-13
Flick, Tom, QB, Washington.....	1981
Flores, Mike, DT, Louisville.....	1995
Flowers, Erreck, G, Miami.....	2019
Flowers, Richmond, QB, Duke.....	2002
Floyd, Michael, WR, Notre Dame.....	2018
Foltz, Vernon, C, St. Vincent's.....	1944
Forbath, Kai, K, UCLA.....	2012-15
Forte, Ike, RB, Arkansas.....	1978-80
Foster, Mason, LB, Washington.....	2015-18
Foster, Reuben, LB, Alabama.....	2019
Fox, Keyaron, LB, Georgia Tech.....	2011
Fox, Vernon, S, Fresno St.....	2006-07
Fox, Dion, LB, James Madison.....	1995
Frahm, Dick, B, Nebraska.....	1935
Frain, Todd, TE, Nebraska.....	1986
Francis, A.J., DL, Maryland.....	2017
Francis, Dave, FB, Ohio St.....	1963
Francis, James, LB, Baylor.....	1999
Frankian, Ike, E, St. Mary's.....	1933
Franklin, Orlando, T, Miami [Fla.].....	2017
Franz, Todd, DB, Tulsa.....	2002-04
Frazier, Frank, G, Miami [Fla.].....	1987
Freeman, Bob, DB, Auburn.....	1962
Frerotte, Gus, QB, Tulsa.....	1994-98
Friedman, Lennie, OL, Duke.....	2003-04
Friesz, John, QB, Idaho.....	1994
Frisch, Dave, TE, Colorado St.....	1997
Fritsch, Ted, C, St. Norbert.....	1976-79
Frost, Derrick, P, Northern Iowa.....	2005-07
Fryar, Irving, WR, Nebraska.....	1999-2000
Fryer, Brian, WR, Alberta [Canada].....	1976-78
Fugett, Jean, TE, Amherst.....	1976-79
Fulcher, Bill, G, Georgia Tech.....	1956-58
Fuller, Kendall, CB, Virginia Tech.....	2016-17
Fuller, Kyle, OL, Baylor.....	2018
Fuller, Larry, B, No College.....	1944-45

G

Gaffney, Jabar, WR, Florida.....	2011
Gaffney, Jim, B, Tennessee.....	1945-46
Gage, Steve, S, Tulsa.....	1987-88
Gaines, William, DT, Florida.....	1995-97
Galbraith, Scott, TE, USC.....	1995-96
Galette, Junior, LB, Stillman.....	2017
Galloway, Joey, WR, Ohio St.....	2010
Gannon, Rich, QB, Delaware.....	1993
Gano, Graham, K, Florida St.....	2009-11
Ganther, Quinton, RB, Utah.....	2009
Garçon, Pierre, WR, Mount Union.....	2012-16
Gardener, Daryl, DT, Baylor.....	2002
Gardner, Rod, WR, Clemson.....	2001-04
Garner, Dwight, RB, California.....	1986
Garrett, Alvin, WR, Angelo St.....	1981-84
Garvin, Terence, LB, West Virginia.....	2016
Garzoni, Mike, B, USC.....	1947
Gatewood, Curtis, LB, Vanderbilt.....	2009
Geathers, Clifton, DE, South Carolina.....	2014
Geathers, James, DT, Wichita St.....	1990-92
Geisinger, Justin, G, Vanderbilt.....	2008
Gentry, Lee, B, Tulsa.....	1941
George, Jeff, QB, Illinois.....	2000-01
German, Jim, QB, Centre College.....	1939
Gesek, John, C, Cal St. Sacramento.....	1994-95
Gettis, Adam, G, Iowa.....	2013
Giaquinto, Nick, RB, Connecticut.....	1981-83
Gibson, Alec, DT, Illinois.....	1987
Gibson, Joe, B, Tulsa.....	1943
Gilbert, Sean, DT, Pittsburgh.....	1996
Gillespie, Robert, RB, Florida.....	2002
Gilmer, Harry, QB, Alabama.....	1948-54
Givens, Reggie, LB, Penn St.....	2000

Glick, Gary, DB, Colorado A&M.....	1959-61
Gob, Art, E, Pittsburgh.....	1959-60
Godfrey, Randall, LB, Georgia.....	2007
Gogolak, Charlie, K, Princeton.....	1966-68
Goldson, Dashon, S, Washington.....	2015
Golston, Kedric, DT, Georgia.....	2006-16
Gomes, DeJon, S, Nebraska.....	2011-12
Goodburn, Kelly, P, Emporia St.....	1990-93
Goode, Bob, RB, Texas A&M.....	1949-51, 1954-55
Goodnight, Clyde, E, Tulsa.....	1949-50
Goodyear, John, B, Marquette.....	1942
Goosby, Tom, G, Baldwin-Wallace.....	1966
Gouveia, Kurt, LB, BYU.....	1987-94, 99
Graf, Dave, LB, Penn St.....	1981
Graf, Rick, LB, Wisconsin.....	1993
Graham, Don, LB, Penn St.....	1989
Graham, Kent, QB, Ohio St.....	2001
Grant, Alan, CB, Stanford.....	1994
Grant, Bob, LB, Wake Forest.....	1971
Grant, Darryl, DT, Rice.....	1981-90
Grant, Frank, WR, S, Colorado St.....	1973-78
Grant, Orantes, LB, Georgia.....	2002-03
Grant, Ryan, RB, Notre Dame.....	2012
Grant, Ryan, WR, Tulane.....	2014-17
Gray, Bill, G, Oregon St.....	1947-48
Green, Darrell, CB, Texas A&M.....	1983-02
Green, Jacques, WR, Florida.....	2002
Green, Mike, S, Northwestern St.....	2008
Green, Robert, RB, William & Mary.....	1992
Green, Tony, RB, Florida.....	1978
Green, Trent, QB, Indiana.....	1995-98
Greer, Donovan, CB, Texas A&M.....	2001
Griffin, Cedric, CB, Texas.....	2012
Griffin, Cornelius, DT, Alabama.....	2004-08
Griffin, Keith, RB, Miami [Fla.].....	1984-88
Griffin III, Robert, QB, Baylor.....	2012-15
Grimm, Dan, C, Colorado.....	1969
Grimm, Russ, G, Pittsburgh.....	1981-91
Grossman, Rex, QB, Florida.....	2010-11
Guglielmi, Ralph, QB, Notre Dame.....	1955, 1958-60
Guice, Derrius, RB, LSU.....	2018-19
Gulledge, David, FS, Jacksonville St.....	1992
Gumbs, Jose, S, Monmouth.....	2013
Gundlach, Herman, G, Harvard.....	1935

H

Hackbart, Dale, DB, Wisconsin.....	1961-63
Hageman, Fred, C, Kansas.....	1961-64
Haight, Mike, T, Iowa.....	1992
Haines, Kris, WR, Notre Dame.....	1979
Haji-Sheikh, Ali, K, Michigan.....	1987
Haley, Dick, DB, Pittsburgh.....	1959-60
Haley, Jermaine, DT, Butte College.....	2003-04
Hall, DeAngelo, CB/S, Virginia Tech.....	2008-17
Hall, Galen, QB, Penn St.....	1962
Hall, John, K, Wisconsin.....	2003-06
Hall, Windlan, DB, Arizona St.....	1977
Ham, Derrick, DE, Miami [Fla.].....	2000
Hamdan, Gilbran, QB, Indiana.....	2003
Hamel, Dean, DT, Tulsa.....	1965-88
Hamilton, Justin, S, Virginia Tech.....	2008
Hamilton, Malcolm, LB, Baylor.....	1998-99
Hamilton, Rick, LB, Central Florida.....	1993-94
Hamilton, Shaun Dion, LB, Alabama.....	2018-19
Hamilton, Steve, DE, East Carolina.....	1985-88
Hamlin, Gene, C, Western Michigan.....	1970
Hamm, Je'Ron, TE, Louisiana-Monroe.....	2015
Hammond, Bobby, RB, Morgan St.....	1979-80
Hanburger, Chris, LB, North Carolina.....	1965-78
Hancock, Mike, TE, Idaho St.....	1973-75
Hankerson, Leonard, WR, Miami [Fla.].....	2011-14
Hanna, Zip, G, South Carolina.....	1945
Hansen, Ron, G, Minnesota.....	1954
Harbour, Dave, C, Illinois.....	1988-89
Hardeman, Buddy, RB, Iowa St.....	1979-80

ALL-TIME ROSTER

Hare, Cecil, FB, Gonzaga.....	1941-42, 1945
Hare, Ray, QB, Gonzaga.....	1940-43
Harlan, Jim, T, Howard Payne.....	1978
Harmon, Clarence, RB, Mississippi St.....	1977-82
Harmon, Kelvin, WR, North Carolina St.....	2019
Harold, George, B, Allen.....	1968
Harraway, Charley, RB, San Jose St.....	1969-73
Harris, Don, S, Rutgers.....	1978-79
Harris, Hank, G, Texas.....	1947-48
Harris, Jeremy, CB, New Mexico St.....	2015
Harris, Jim, DB, Howard Payne.....	1970
Harris, Joe, LB, Georgia Tech.....	1977
Harris, Macho, S, Virginia Tech.....	2010
Harris, Maurice, WR, California.....	2016-18
Harris, Rickie, DB, Arizona.....	1965-70
Harris, Steven, WR, Arkansas.....	2006-07
Harris, Walt, CB, Mississippi St.....	2004-05
Harrison, Kenny, WR, SMU.....	1980
Harrison, Lloyd, CB, North Carolina St.....	2000
Harrison, Nolan, DE, Indiana.....	2000
Harry, Carl, WR, Utah.....	1989, 92
Hart, Jim, QB, Southern Illinois.....	1984
Hartley, Howard, B, Duke.....	1948
Hartman, Bill, B, Georgia.....	1938
Harvey, Ken, LB, California.....	1994-98
Harvey-Clemons, Josh, LB, Louisville.....	2017-19
Harvin, Allen, RB, Cincinnati.....	1987
Haskins Jr., Dwayne, QB, Ohio St.....	2019
Hasselbeck, Tim, QB, Boston College.....	2003
Hatcher, Jason, DE, Grambling St.....	2014-15
Hatcher, Ron, FB, Michigan St.....	1982
Hauss, Len, C, Georgia.....	1964-77
Haws, Kurt, TE, Utah.....	1994
Hayden, Ken, C, Arkansas.....	1943
Hayes, Jeff, P, North Carolina.....	1982-85
Haymond, Alvin, DB, Southern.....	1972
Haynes, Hall, DB, Santa Clara.....	1950, 1953-55
Haynes, Reggie, TE, UNLV.....	1978
Haynesworth, Albert, DT, Tennessee.....	2009-10
Hayward, Adam, LB, Portland St.....	2014-15
Hazelwood, Ted, T, North Carolina.....	1953
Heath, Leon, FB, Oklahoma.....	1951-53
Heck, Andy, T, Notre Dame.....	1999-2000
Hecker, Norb, DB, Baldwin-Wallace.....	1955-57
Heenan, Pat, E, Notre Dame.....	1980
Hegarty, Bill, T, Villanova.....	1980
Heinz, Bob, DT, Pacific.....	1978
Hellu, Jr., Roy, RB, Nebraska.....	2011-14
Hendershot, Larry, LB, Arizona St.....	1967
Henderson, Jon, WR, Colorado St.....	1970
Hendren, Bob, T, USC.....	1949-51
Hennessey, Jerry, DE, Santa Clara.....	1952-53
Henson, Robert, LB, TCU.....	2009-10
Hertges, Hale, TE, Alabama.....	2019
Hermelling, Terry, T, Nevada.....	1970-80
Hernandez, Joe, WR, Arizona.....	1984
Hester, Treyvon, DT, Toledo.....	2019
Heyer, Stephon, OL, Maryland.....	2007-10
Hickman, Dallas, DE, California.....	1976-81
Hickman, Donnie, G, USC.....	1978
Hicks, Artis, G/T, Memphis.....	2010
Hicks, Skip, RB, UCLA.....	1998-2000
Hightower, Tim, RB, Richmond.....	2011
Hill, Calvin, RB, Yale.....	1976-77
Hill, Irv, B, Trinity.....	1933
Hill, Nate, DE, Auburn.....	1989
Hitchcock, Ray, C, Minnesota.....	1987
Hoage, Terry, S, Georgia.....	1991
Hobbs, Stephen, WR, North Alabama.....	1990-92
Hochertz, Martin, DE, Southern Illinois.....	1993
Hodgson, Pat, TE, Georgia.....	1986
Hoelscher, David, DT, Eastern Kentucky.....	1998
Hoffman, Bob, RB, USC.....	1940-41
Hoffman, John, DE, Hawaii.....	1969-70
Hogeboom, Gary, QB, Central Michigan.....	1990

Hokuf, Steve, B, Nebraska.....	1933-35
Holcomb, Cole, LB, North Carolina.....	2019
Holdman, Warrick, LB, Texas A&M.....	2005-06
Hollar, John, B, Appalachian St.....	1948-49
Hollenbach, Sam, QB, Maryland.....	2007
Holliday, Vonnie, DL, North Carolina.....	2010
Hollingshead, Lamont, LB, USC.....	1993-94
Holloway, Derek, WR, Arkansas.....	1986
Holly, Bob, QB, Princeton.....	1982-83
Holman, Walter, RB, West Virginia St.....	1987
Holman, Willie, DE, South Carolina St.....	1973
Holmer, Walt, B, Northwestern.....	1933
Holmes, Lendy, S, Oklahoma.....	2009
Holsey, Bernard, DL, Duke.....	2003
Holsey, Joshua, CB, Auburn.....	2017-18
Hood, Evander "Ziggy", DL, Missouri.....	2016-18
Hopkins, Dustin, K, Florida St.....	2015-19
Horner, Sam, B, VMI.....	1960-61
Horstmann, Roy, FB, Purdue.....	1933
Horton, Chris, S, UCLA.....	2008-10
Horton, Ethan, TE, North Carolina.....	1994
Hostetler, Jeff, QB, West Virginia.....	1997
Houghton, Jerry, T, Washington St.....	1950
Houston, Ken, S, Prairie View A&M.....	1973-80
Houston, Walt, G, Purdue.....	1955
Hover, Don, LB, Washington St.....	1978-79
Howard, Desmond, WR, Michigan.....	1992-94
Howard, Austin, T, Northern Iowa.....	2018
Howell, Dixie, B, Alabama.....	1937
Hudson, Bob, G, Clemson.....	1959
Huff, Ken, G, North Carolina.....	1983-85
Huff, Sam, LB, West Virginia.....	1964-67, 1969
Hughley, George, FB, Central Oklahoma St.....	1965
Hull, Josh, LB, Penn St.....	2013
Hull, Mike, RB, USC.....	1971-74
Humphrey, Myles, LB, Shepherd.....	2019
Humphries, Stan, QB, NE Louisiana.....	1989-91
Huntington, Greg, C, Penn St.....	1993
Hunter, Bill, DB, Syracuse.....	1965
Hurley, George, G, Washington St.....	1932-33
Hurt, Maurice, G, Florida.....	2011-12
Husak, Todd, QB, Stanford.....	2000
Husted, Michael, K, Virginia.....	2000
Hutson, Tony, G, NE Oklahoma.....	2000
Hyatt, Fred, WR, Auburn.....	1973

I

Ihenacho, Duke, S, San Jose St.....	2014-16
Imhof, Martin, DE, San Diego St.....	1974
Intrieri, Marne, G, Loyola [Md.].....	1933-34
Ioannidis, Matt, DL, Temple.....	2016-19
Irwin, Don, FB, Colgate.....	1936-39
Izo, George, QB, Notre Dame.....	1961-64

J

Jackson, Bernard, DB, Tennessee.....	2002
Jackson, Charles, S, Texas Tech.....	1987
Jackson, DeSean, WR, California.....	2014-16
Jackson, Ladairis, DE, Oregon St.....	2002-03
Jackson, Leroy, RB, Western Illinois.....	1982-83
Jackson, Rob, DE/LB, Kansas St.....	2008-13
Jackson, Steve, LB, Texas-Arlington.....	1986-87
Jackson, Trenton, WR, Illinois.....	1967
Jackson, Wilbur, FB, Alabama.....	1980-82
Jacobs, Jack, QB, Oklahoma.....	1946
Jacobs, Taylor, WR, Florida.....	2003-05
Jacoby, Joe, T/G, Louisville.....	1981-93
Jaffurs, John, G, Penn St.....	1946
Jagielski, Harry, T, Indiana.....	1956
James, Dick, RB, Oregon.....	1956-63
James, Erasmus, DE, Wisconsin.....	2008
Janowicz, Vic, B, Ohio St.....	1954-55
Jansen, Jon, T, Michigan.....	1999-08
Jaqua, Jon, S, Lewis & Clark.....	1970-72
Jarmon, Jeremy, LB, Kentucky.....	2009-10

Jarrett, Craig, P, Michigan St.....	2002
Jarrett, Kyshoen, DB, Virginia Tech.....	2015
Jean Francois, Ricky, DE, LSU.....	2015-16
Jeffcoat, Jackson, LB, Texas.....	2014-15
Jefferson, Roy, WR, Utah.....	1971-76
Jencks, Bob, K/E, Miami [OH].....	1965
Jenkins, Brandon, LB, Florida St.....	2013
Jenkins, Cullen, DL, Central Michigan.....	2016
Jenkins, Jacques, FB, Vanderbilt.....	1943, 1946
Jenkins, James, TE, Rutgers.....	1991-2000
Jenkins, Jarvis, DE, Clemson.....	2012-14
Jenkins, Ken, RB, Bucknell.....	1985-86
Jensen, Marcel, TE, Fresno St.....	2015
Jessie, Tim, RB, Auburn.....	1987
Jilmo, Ade, DB, Utah St.....	2003-06
Johnson, A.J., CB, SW Texas St.....	1989-94
Johnson, Andrew, T, Penn St.....	1996
Johnson, Billy, WR, Widener.....	1988
Johnson, Brad, QB, Minnesota.....	1999-2000
Johnson, Bryan, FB, Boise St.....	2000-03
Johnson, Danny, CB, Southern.....	2018-19
Johnson, Dennis, DT, Delaware.....	1974-77
Johnson, Dominique, CB, Jackson St.....	2012
Johnson, Jeron, S, Boise St.....	2015
Johnson, Jimmie, TE, Howard.....	1989-91
Johnson (Howard), Joe, WR, Notre Dame.....	1989-91
Johnson, Josh, QB, San Diego.....	2018
Johnson, Larry, C, Haskell Indian.....	1933-35, 1944
Johnson, Larry, RB, Penn St.....	2010
Johnson, Mitch, T, UCLA.....	1966-68, 1972
Johnson, Patrick, WR, Oregon.....	2003
Johnson, Randy, QB, Texas A&M.....	1975
Johnson, Richard, WR, Colorado.....	1987
Johnson, Rob, QB, USC.....	2003
Johnson, Robert, TE, Auburn.....	2005
Johnson, Sidney, CB, California.....	1990-92
Johnson, Tim, DT, Penn St.....	1990-95
Johnson, Tre, T, Temple.....	1994-2000, 02
Johnston, Jim, B, Washington.....	1939-40
Jones, Aki, DL, Fordham.....	2005
Jones, Anthony, TE, Wichita St.....	1984-88
Jones, Arthur, DL, Syracuse.....	2017
Jones, Chuck, E, George Washington.....	1955
Jones, David, C, Texas.....	1987
Jones, David, CB, Wingate.....	2012
Jones, Deacon, DE, Mississippi Vocational.....	1974
Jones, Greg, LB, Colorado.....	1987-00
Jones, Harvey, B, Baylor.....	1947
Jones, Jimmie, DE, Wichita St.....	1971-73
Jones, Joe, DE, Tennessee St.....	1979-80
Jones, Kenyatta, DL, South Florida.....	2003-04
Jones, Larry, WR, NE Missouri St.....	1974-77
Jones, Levi, DT, Arizona St.....	2009
Jones, Matt, RB, Florida.....	2015-16
Jones, Melvin, G, Houston.....	1981
Jones, Robert, LB, East Carolina.....	2001
Jones, Rod, OL, Kansas [IR].....	2002
Jones, Stan, DT, Maryland.....	1966
Jordan, Akeem, LB, James Madison.....	2014
Jordan, Curtis, FS, Texas Tech.....	1981-86
Jordan, Jeff, RB, Washington.....	1971-72
Joseph, Joe, DL, Miami [Fla.].....	2010
Joseph, Ricot, DB, Central Florida.....	2002
Junker, Steve, E, Xavier.....	1961-62
Junkin, Trey, LB, Louisiana Tech.....	1984
Jurgensen, Sonny, QB, Duke.....	1964-74
Justice, Charlie, RB, JFCS.....	1950, 1952-54
Justice, Ed, B, Gonzaga.....	1936-42
Juzwik, Steve, B, Notre Dame.....	1942

K

Kahn, Ed, G, North Carolina.....	1935-37
Kalu, Ndukwe, DE, Rice.....	1998-2000
Kamp, Jim, T, Oklahoma City.....	1933
Kammerer, Carl, DE, Pacific.....	1963-69

ALL-TIME ROSTER

Kane, Rick, RB, San Jose St.....	1984
Kantor, Joe, RB, Notre Dame.....	1966
Karamatic, George, B, Gonzaga.....	1938
Karas, Emil, E, Dayton.....	1959
Karcher, Jim, G, Ohio St.....	1936-39
Karras, Lou, T, Purdue.....	1950-52
Karras, Ted, DT, Northwestern.....	1987
Katrishen, Mike, T, Southern Miss.....	1948-49
Kaufman, Mel, LB, Cal Poly.....	1981-88
Kawal, Ed, C, Illinois.....	1937
Kearse, Frank, DE, Alabama A&M.....	2014-15
Keating, Chris, LB, Maine.....	1985
Keenum, Case, QB, Houston.....	2019
Keenan, Jack, T, South Carolina.....	1944-45
Kehl, Bryan, LB, BYU.....	2012-13
Kehr, Rick, G, Carthage.....	1987
Kelley, Gordon, LB, Georgia.....	1962-63
Kelley, Rob, RB, Tulane.....	2016-18
Kelly, John, T, Florida A&M.....	1966-67
Kelly, Malcolm, WR, Oklahoma.....	2009-10
Kemoatu, Ma'ake, NT, Utah.....	2010
Kendall, Pete, DL, Boston College.....	2007-08
Kenneally, Gus, E, St. Bonaventure.....	1932
Kerin, Zac, DL, Toledo.....	2018
Kerr, Jim, DB, Penn St.....	1961-62
Kerrigan, Ryan, LB, Purdue.....	2011-19
Khayat, Bob, K, Mississippi.....	1960, 1962-63
Khayat, Ed, DT, Tulane.....	1957, 1962-63
Kidsy, Darvin, WR, Texas Southern.....	2018-19
Klick, Jim, RB, Wyoming.....	1977
Killings, Cedric, DL, Carson-Newman.....	2005
Kilmer, Bill, QB, UCLA.....	1971-78
Kimball, Bruce, G, Massachusetts.....	1983-84
Kimble, Garry, CB, Sam Houston St.....	1987
Kimmel, J.D., T, Houston.....	1955-56
Kimmel, Jon, LB, Colgate.....	1987
Kimrin, Ola, K, Texas El Paso.....	2004
Kincaid, Jim, B, South Carolina.....	1954
Kinney, Kelvin, DE, Virginia St.....	1997-98
Kirk, Randy, LB, San Diego St.....	1990
Kitts, Jim, FB, Ferrum.....	1998
Knight, Curt, K, Coast Guard.....	1969-73
Knighton, Terrance, NT, Temple.....	2015
Koch, Markus, DE, Boise St.....	1986-91
Koniszewski, John, T, GW.....	1945-46, 1948
Kopay, Dave, RB, Washington.....	1969-70
Kouandjio, Arie, G, Alabama.....	2015-17
Kovatch, John, E, Notre Dame.....	1942-46
Kozlowski, Brian, TE, Connecticut.....	2004-07
Kraskoski, Joe, B, Illinois.....	1961
Kraskoski, Joe, LB, Washington.....	1986
Krause, Max, FB, Gonzaga.....	1937-40
Krause, Paul, DB, Iowa.....	1964-67
Krause, Red, C, St. Louis.....	1938
Kresky, Joe, "Mink", G, Wisconsin.....	1932
Krause, Ray, T, Maryland.....	1960
Kruczek, Mike, QB, Boston College.....	1980
Krueger, Al, RB, USC.....	1941-42
Kubin, Larry, LB, Penn St.....	1982-84
Kuchta, Frank, C, Notre Dame.....	1958-59
Kuehl, Ryan, DT, Virginia.....	1996-97
Kupp, Jake, G, Washington.....	1966
Kuziel, Bob, G, Pittsburgh.....	1975-80

L

Laaveg, Paul, G, Iowa.....	1970-75
Lachey, Jim, T, Ohio St.....	1988-95
Ladler, Kenny, S, Vanderbilt.....	2018
Landry, LaRon, S, LSU.....	2007-11
Lane, Skip, S, Mississippi.....	1987
Lang, Kenard, DE, Miami [Fla.].....	1997-01
Janier II, Anthony, Alabama A&M.....	2016-17
Lapka, Ted, E, St. Ambrose.....	1943-44, 1946
LaPresta, Benny, B, St. Louis.....	1933
Larson, Bill, TE, Colorado St.....	1977

Larson, Pete, RB, Cornell.....	1967-68
Lasse, Dick, LB, Syracuse.....	1960-61
Lathrop, Kit, DT, Arizona St.....	1987
Laster, Donald, T, Tennessee St.....	1982-83
Laufenberg, Babe, QB, Indiana.....	1983-85
Lauvao, Shawn, G, Arizona St.....	2014-18
Lavender, Joe, CB, San Diego St.....	1976-82
Law, Dennis, WR, East Tennessee St.....	1979
Lawrence, Don, T, Notre Dame.....	1959-61
LeBaron, Eddie, QB, Pacific.....	1952-53, 1955-59
Leeuwenburg, Jay, G, Colorado.....	2000
Lenek, Ray, T, Notre Dame.....	1957-61
Lennan, Reid, G, No College.....	1945
Leon, Tony, G, Alabama.....	1943
LeRibeus, Josh, G, SMU.....	2012-15
Lewis, Dan, RB, Wisconsin.....	1965
Lewis, Lance, WR, East Carolina.....	2013
Lewis, Ron, G, Washington St.....	1995
Leverette, Otis, DE, UAB.....	2001-02
Liebenstein, Todd, DE, UNLV.....	1982-85
Lichtensteiger, Kory, OL, Bowling Green.....	2010-16
Lipscomb, Paul, T, Tennessee.....	1950-54
Livingston, Howie, B, Fullerton JC.....	1948-50
Lloyd, Brandon, WR, Illinois.....	2006-07
Lockett, J.W., B, Central Oklahoma St.....	1964
Lockett, Kevin, WR, Kansas St.....	2001-02
Locklear, Sean, T, North Carolina St.....	2011
Logan, Marc, FB, Kentucky.....	1995-97
Lohmiller, Chip, K, Minnesota.....	1988-94
Lolaiti, Al, G, Weber St.....	1945
Long, Bob, WR, Wichita St.....	1969
Long, Spencer, G/C, Nebraska.....	2014-17
Lookabaugh, John, E, Maryland.....	1946-47
Looney, Joe Don, RB, Oklahoma.....	1966-67
Lorch, Karl, DT, USC.....	1976-81
Lott, Andre, DB, Tennessee.....	2002-04
Lovato, Rick, LS, Old Dominion.....	2016
Love, John, WR, North Texas St.....	1967
Loverne, David, DL, San Jose St.....	2002
Lowe, Gary, B, Michigan St.....	1956-57
Lowry, Quentin, LB, Youngstown St.....	1981-83
Luce, Lew, B, Penn St.....	1961
Lyle, Keith, S, Virginia.....	2001
Lynch, Dick, B, Notre Dame.....	1958

M

MacAfee, Ken, E, Alabama.....	1959
Macioszczyk, Art, FB, Western Michigan.....	1948
MacKlin, David, CB, Penn St.....	2007
MacMurdo, Jim, T, Pittsburgh.....	1932-33
Madarik, Elmer, B, Detroit.....	1948
Malinchak, Bill, WR, Indiana.....	1970-74, 1976
Malone, Benny, RB, Arizona St.....	1978-79
Malone, Charley, E, Texas A&M.....	1934-40, 1942
Mandeville, Chris, DB, Cal-Davis.....	1989
Manley, Dexter, DE, Oklahoma St.....	1981-89
Mann, Charles, DE, Nevada-Reno.....	1983-93
Manton, Tilly, FB, TCU.....	1938
Manusky, Greg, LB, Colgate.....	1988-90
Marciniak, Ron, C, Kansas St.....	1955
Marcus, Pete, E, Kentucky.....	1944
Marshall, Byron, RB, Oregon.....	2017-18
Marshall, Lemar, LB, Michigan St.....	2002-06
Marshall, Leonard, DT, LSU.....	1994
Marshall, Rich, T, Stephen F. Austin.....	1966
Marshall, Wilber, LB, Florida.....	1988-92
Martin, Aaron, DB, North Carolina College.....	1968
Martin, Jamie, QB, Weber St.....	1997
Martin, Jim, K, Notre Dame.....	1964
Martin, Steve, DE, Jackson St.....	1987
Martin, Wes, G, Indiana.....	2019
Mason, Eddie, LB, North Carolina.....	1999-02
Mason, Marcus, RB, Youngstown St.....	2009
Mason, Tommy, RB, Tulane.....	1971-72
Masterson, Bob, E, Miami [Fla.].....	1938-43

Maston, Le'Shai, FB, Baylor.....	1998
Matich, Trevor, C, BYU.....	1994-96
Matthews, Shane, QB, Florida.....	2002
Mattson, Riley, T, Oregon.....	1961-64
Mauti, Rich, WR, Penn St.....	1984
May, Mark, T, Pittsburgh.....	1981-89
Mayhew, Martin, CB, Florida St.....	1989-92
Mays, Alvoid, CB, West Virginia.....	1990-94
Mays, Damon, WR, Missouri.....	1996
Mazurek, Fred, B, Pittsburgh.....	1965-66
McCabe, Dick, B, Pittsburgh.....	1959
McCants, Darmerien, WR, Delaware St.....	2002-04
McCardell, Keenan, WR, UNLV.....	2007
McCauley, Marcus, CB, Fresno St.....	2009
McChesney, Bob, E, UCLA.....	1936-42
McClain, Terrell, DL, South Florida.....	2017
McClellion, Central, CB, Ohio St.....	2001
McClure, Stefan, S, California.....	2017
McCoy, Anthony, TE, USC.....	2015
McCoy, Colt, QB, Texas.....	2014-19
McCrary, Greg, TE, Clark.....	1978, 1981
McCune, Robert, LB, Louisville.....	2005-06
McCullough, Sultan, RB, USC.....	2003
McDaniel, John, WR, Lincoln.....	1978-80
McDaniel, Le'Charles, CB, Cal Poly.....	1981-82
McDole, Ron, DE, Nebraska.....	1971-78
McDonald, Ray, RB, Idaho.....	1967-68
McEwen, Craig, TE, Utah.....	1987-88
McGee, Stacy, DL, Oklahoma.....	2017-18
McGee, Tim, WR, Tennessee.....	1993
McGee, Tony, DE, Bishop [TX].....	1982-84
McGrath, Mark, WR, Montana St.....	1983-85
McGriff, Curtis, DT, Alabama.....	1987
McIntosh, Rocky, LB, Miami [Fla.].....	2006-11
McKee, Paul, E, Syracuse.....	1947-48
McKeever, Marlin, LB, USC.....	1968-70
McKenzie, Raleigh, G, Tennessee.....	1985-94
McKinney, Zion, WR, South Carolina.....	1980
McKinzy, Cassanova, LB, Auburn.....	2018
McLaurin, Terry, WR, Ohio St.....	2019
McLinton, Harold, LB, Southern.....	1969-78
McMillan, Mark, CB, Alabama.....	1999
McNabb, Donovan, QB, Syracuse.....	2010
McNeil, Clifton, WR, Grambling St.....	1971-72
McNeil, Nick, LB, Western Carolina.....	2005
McPhail, Hal, FB, Xavier.....	1934-35
McPhee, Pernell, LB, Mississippi St.....	2018
McQuaid, Dan, T, UNLV.....	1985-87
McQuilken, Kim, QB, Lehigh.....	1978-80
McRae, Stan, E, Michigan St.....	1946
Meads, Jim, B, Maryland.....	1939-40
Meads, Johnny, LB, Nicholls St.....	1992
Meadows, Ed, DB, Duke.....	1959
Melinger, Steve, E, Kentucky.....	1956-57
Mendenhall, Mat, DE, BYU.....	1981-82
Meriweather, Brandon, S, Miami [Fla.].....	2012-14
Merkle, Ed, G, Oklahoma A&M.....	1944
Merling, Phillip, DE, Clemson.....	2013
Mercein, Chuck, RB, Yale.....	1969
Metcalf, Terry, RB, San Diego St.....	1981
Michaels, Ed, G, Villanova.....	1937
Micka, Mike, FB, Colgate.....	1944
Mickles, Joe, RB, Mississippi.....	1989
Middleton, Ron, TE, Auburn.....	1988, 1990-93
Millen, Matt, LB, Penn St.....	1991
Miller, Allen, LB, Ohio.....	1962-63
Miller, Clark, DE, Utah St.....	1989
Miller, Dan, K, Miami [Fla.].....	1982
Miller, Fred, T, Pacific.....	1955
Miller, Gabe, LB, Oregon St.....	2014
Miller, Harlan, CB, SE Louisiana.....	2018
Miller, John, T, Boston College.....	1956, 1958-59
Miller, Tom, B, Hampden-Sydney.....	1945
Millner, Wayne, E, Notre Dame.....	1936-41, 1945
Mills, Lamar, DT, Indiana.....	1994

ALL-TIME ROSTER

Milot, Rich, LB, Penn St.....	1979-87
Milstead, Rod, G, Delaware St.....	1998-99
Mirra, Chris, DT, Tennessee.....	1997
Mingo, Gene, K, No College.....	1967
Minnifield, Chase, CB, Virginia.....	2014
Mitchell, Bobby, FL, Illinois.....	1962-68
Mitchell, Brian, RB, SW Louisiana.....	1980-99
Mitchell, Kevin, LB, Syracuse.....	2000-03
Mitchell, Marko, WR, Nevada.....	2009
Mitchell, Michael, CB, Howard Payne.....	1987
Mix, Anthony, WR, Auburn.....	2007
Modzelewski, Dick, DT, Maryland.....	1953-54
Mojisejkenko, Ralf, P, Michigan St.....	1989-90
Molinari, Jim, OL, Notre Dame.....	2004-06
Mormen, Tony, C, Michigan.....	1952
Monachino, Jim, B, California.....	1955
Monaco, Ray, G, Holy Cross.....	1944
Monasco, Don, B, Texas.....	1954
Monk, Art, WR, Syracuse.....	1980-93
Mont, Tommy, QB, Maryland.....	1947-49
Montgomery, Anthony, DT, Minnesota.....	2006-09
Montgomery, Will, OL, Virginia Tech.....	2008-13
Moody, Nick, LB, Florida State.....	2016
Moore, Chuck, G, Arkansas.....	1962
Moore, Darryl, G, UTEP.....	1992-93
Moore, Jeff, RB, Jackson St.....	1984
Moore, Larry, C, BYU.....	2002-03
Moore, Kareem, S, Nicholls St.....	2008-10
Moore, Michael, G, Troy St.....	2000
Moore, Wilbur, B, Minnesota.....	1939-46
Moran, Jim, G, Holy Cross.....	1935-36
Moreau, Fabian, CB, UCLA.....	2017-19
Moreland, Jimmy, CB, James Madison.....	2019
Morgan, Bob, DT, Maryland.....	1954
Morgan, Boyd, S, USC.....	1939-40
Morgan, Joshua, WR, Virginia Tech.....	2012-13
Morgan, Mike, LB, LSU.....	1968
Morley, Sam, E, Stanford.....	1954
Morris, Alfred, RB, Florida Atlantic.....	2012-15
Morris, Jamie, RB, Michigan.....	1988-89
Morrison, Darryl, S, Arizona.....	1993-96
Morrison, Tim, CB, North Carolina.....	1986-87
Mortensen, Fred, QB, Arizona St.....	1979
Morton, Chad, RB, USC.....	2003-04
Morton, Christian, DB, Illinois.....	2005
Morton, Michael, RB, UNLV.....	1985
Moseley, Mark, K, Stephen F. Austin.....	1974-86
Moses, Morgan, T, Virginia.....	2014-19
Moss, Eddie, RB, SE Missouri St.....	1977
Moss, Joe, T, Maryland.....	1952
Moss, Santana, WR, Miami [Fla.].....	2005-14
Muhammad, Calvin, WR, TX Southern.....	1984-85
Mul-Key, Herb, RB, No College.....	1972-74
Murphy, Jerome, CB, South Florida.....	2012-13
Murphy, Mark, S, Colgate.....	1977-84
Murphy, Trent, LB, Stanford.....	2014-16
Murray, Eddie, K, Tulane.....	1995, 2000
Murrell, Adrian, RB, West Virginia.....	2000
Musgrove, Spain, DT, Utah St.....	1967-69
Musick, Jim, FB, USC.....	1932-33, 1935-36
Myers, Rob, TE, Utah St.....	2011
Myśliński, Tom, G, Tennessee.....	1992

N

Natowich, Andy, B, Holy Cross.....	1944
Ndukwe, Ikechukwu, OL, Northwestern.....	2005
Nelms, Mike, KR, Baylor.....	1980-84
Nelson, Ralph, RB, No College.....	1975
Niemi, Laurie, T, Washington St.....	1949-53
Neild, Chris, NT, West Virginia.....	2011-13
Nelson, Kyle, LS, New Mexico St.....	2013
Nichols, Gerald, DT, Florida State.....	1993
Nicholson, Montae, S, Michigan St.....	2017-19
Ninowski, Jim, QB, Michigan St.....	1967-68
Nisby, John, G, Pacific.....	1962-64

Nix, Doyle, B, SMU.....	1958-59
Nobile, Leo, G, Penn St.....	1947
Noble, Brandon, DL, Penn St. [IR '05].....	2003-05
Noble, James, WR, Stephen F. Austin.....	1986
Nock, George, RB, Morgan St.....	1972
Noga, Al, DE, Hawaii.....	1993
Norman, Jim, T, No College.....	1955
Norman, Josh, CB, Coastal Carolina.....	2016-19
Norris, Hal, B, California.....	1955-56
North, Jim T, Central Washington.....	1944
Norton, Jim, T, Washington.....	1969
Nott, Doug, B, Detroit.....	1935
Nottage, Dexter, DE, Florida AGM.....	1994-96
Novak, Nick, K, Maryland.....	2005-06
Nsekhe, Ty, T, Texas St.....	2015-18
Nugent, Dan, G, Auburn.....	1976-78, 1980
Nussbaumer, Bob, E, Michigan.....	1947-48

O

O'Brien, Fran, T, Michigan St.....	1960-66
O'Brien, Gail, T, Nebraska.....	1934-36
O'Dell, St. L, Indiana.....	1974-77
Odum, Chris, LB, Arkansas St.....	2019
Ohalet, Ifeanyi, S, USC.....	2001-03
Ogryn, Pat, DT, Wyoming.....	1981-82
Ogunbowale, Dare, RB, Wisconsin.....	2017
Okoro, Kenny, CB, Wake Forest.....	2014
Oliphant, Mike, RB, Puget Sound.....	1988
Oliver, Muhammad, CB, Oregon.....	1995
Olkewicz, Neal, LB, Maryland.....	1979-89
Olsson, Les, G, Mercer.....	1934-38
Oluszewski, John, B, California.....	1958-60
Orakpo, Brian, DE/LB, Texas.....	2009-14
Orchard, Nate, DE/LB, Utah.....	2019
Ort, Terry, TE, Texas.....	1986-93
Osborne, Tom, WR, Hastings (NE).....	1960-61
Ostrowski, Chet, E, Notre Dame.....	1954-59
Owen, Tom, QB, Wichita St.....	1982
Owens, Brig, DB, Cincinnati.....	1966-77
Owens, Don, T, Southern Miss.....	1957
Owens, Rich, DE, Lehigh.....	1995-97

P

Paea, Stephen, DE, Oregon St.....	2015
Paine, Jeff, LB, San Jose St.....	1986
Painter, Vinston, OL, Virginia Tech.....	2016
Pakulak, Glenn, P, Kentucky.....	2009
Paluck, John, DE, Pittsburgh.....	1956, 1959-65
Palmer, Sterling, DE, Florida St.....	1993-96
Papit, John, B, Virginia.....	1951-53
Pardee, Jack, LB, Texas A&M.....	1971-72
Parks, Mickey, C, Oklahoma.....	1938-40
Parris, Timon, OL, Stony Brook.....	2018-19
Parrish, Lemar, CB, Lincoln.....	1978-81
Pasqua, Joe, T, SMU.....	1943
Patemonster, Angelo, G, Georgetown.....	1943
Patten, David, WR, Western Carolina.....	2005-06
Patterson, Dimitri, DB, Tuskegee.....	2005
Patton, Joe, T, Alabama A&M.....	1994-98
Patton, Marcus, LB, UCLA.....	1995-98
Paul, Niles, WR/TE, Nebraska.....	2011-17
Paul, Tito, CB, Ohio St.....	1999
Paulescu, Sam, P, Oregon St.....	2010
Paulsen, Logan, TE, UCLA.....	2010-15
Payne, Daron, OL, Alabama.....	2018-19
Peebles, Jim, E, Vanderbilt.....	1946-49, 1951
Peete, Rodney, QB, USC.....	1999
Peiffer, Dan, C, Southeast Missouri St.....	1980
Pellegrini, Bob, LB, Maryland.....	1962-65
Penn, Donald, T, Utah St.....	2019
Pepper, Gene, G, Missouri.....	1950-53
Pergine, John, LB, Notre Dame.....	1973-75
Perine, Samaje, RB, Oklahoma.....	2017-18
Perrin, Lonnie, RB, Illinois.....	1979
Peters, Floyd, T, San Francisco St.....	1970

Peters, Otha, LB, Louisiana-Lafayette.....	2017
Peters, Tony, S, Oklahoma.....	1979-82, 1984-85
Peters, Volney, T, USC.....	1954-57
Peterson, Adrian, RB, Oklahoma.....	2018-19
Peterson, Nelson, RB, West Va. Wesleyan.....	1937
Petty, Phil, G, Missouri.....	1987
Pettibone, Richie, S, Tulane.....	1971-72
Phillips, Dashaun, CB, Tarleton St.....	2015-16
Phillips, Joe, WR, Kentucky.....	1985, 87
Piasecky, Al, E, Duke.....	1943-45
Pierce, Antonio, LB, Arizona.....	2001-04
Pierce, Dan, RB, Memphis St.....	1970
Pierschbacher, Ross, C, Alabama.....	2019
Pinckert, Ernie, FB, USC.....	1932-40
Plackemeier, Ryan, P, Wake Forest.....	2008
Planutis, Jerry, B, Michigan St.....	1956
Plummer, Terrance, LB, Central Florida.....	2015
Podoley, Jim, RB, Central Michigan.....	1957-60
Pollon, Dick, B, Canisius.....	1942, 1946-49
Polsfoot, Fran, E, Washington St.....	1953
Polumbus, Tyler, T, Colorado.....	2011-14
Ponds, Antwaun, LB, Syracuse.....	1998
Porter, Tracy, CB, Indiana.....	2014
Portis, Clinton, RB, Miami [Fla.].....	2004-10
Posey, Jeff, LB, Southern Miss.....	2006
Potter, John, K, Western Michigan.....	2013
Pottios, Myron, LB, Notre Dame.....	1971-73
Pounds, Darryl, CB, Nicholls St.....	1995-99
Pourdanesh, Shar, T, Nevada.....	1996-98
Powell, Carl, OL, Louisville.....	2002
Presley, Lee, C, Oklahoma.....	1945
Prestel, Jim, T, Idaho.....	1966-67
Pringleau, Pierson, S, Virginia Tech.....	2005-07
Pronuto, Vince, G, Holy Cross.....	1960-70
Pryor, Sr., Terrelle, WR, Ohio State.....	2017
Pucillo, Mike, OL, Auburn.....	2006-07
Pugh, Jordan, S, Texas A&M.....	2012-13

Q

Quick, Brian, WR, Appalachian St.....	2017-18
Quinlan, Bill, DE, Michigan St.....	1965
Quinn, Richard, TE, North Carolina.....	2011
Quinn, Trey, WR, Southern Methodist.....	2018-19
Quirk, Ed, B, Missouri.....	1940-51

R

Raab, Marc, C, USC.....	1993
Raba, Bob, TE, Maryland.....	1981
Rabach, Casey, OL, Wisconsin.....	2005-10
Rae, Mike, QB, USC.....	1981
Rambo, Bacari, S, Georgia.....	2013-14
Ramsey, Knox, G, William & Mary.....	1952-53
Ramsey, Patrick, QB, Tulane.....	2002-05
Randle El, Antwaan, WR, Indiana.....	2006-09
Rasby, Walter, TE, Wake Forest.....	2001-02
Rashad, Sha'reff, S, Central Florida.....	2010
Raymer, Cory, C, Wisconsin.....	1995-01, 2004-05
Reaves, Jeremy, S, South Alabama.....	2018-19
Reaves, Willard, RB, Northern Arizona.....	1989
Rector, Ron, B, Northwestern.....	1966
Redd, Jr., Silas, RB, USC.....	2014-15
Reed, Alvin, TE, Prairie View A&M.....	1973-75
Reed, Andre, WR, Kutztown (PA).....	2000
Reed, Bob, G, Tennessee St.....	1965
Reed, Jordan, TE, Florida.....	2013-19
Reger, John, LB, Pittsburgh.....	1964-66
Renfro, Will, T, Memphis St.....	1957-59
Reyes, Kendall, DE, Connecticut.....	2016
Reynolds, Mack, QB, LSU.....	1960
Rhane, Demetrius, C, Tennessee St.....	2017
Ribar, Frank, G, Duke.....	1943
Ricca, Jim, C, Georgetown.....	1951-54
Richard, Stanley, S, Texas.....	1995-98
Richardson, Grady, TE, Cal St. Fullerton.....	1979-80
Richardson, Huey, LB, Florida.....	1992

ALL-TIME ROSTER

Richardson, Paul, WR, Colorado.....	2018-19
Richter, Pat, WR, Wisconsin.....	1963-70
Rinehart, Chad, OL, Northern Iowa.....	2008-09
Riggins, John, RB, Kansas.....	1976-79, 1981-85
Riggs, Gerald, RB, Arizona St.....	1989-91
Riggs, Jim, TE, Clemson.....	1993
Riley, Jack, T, Northwestern.....	1933
Riley, Jr., Perry, LB, LSU.....	2010-15
Roberts, Andre, WR, The Citadel.....	2014-15
Roberts, Jack, B, Georgia.....	1932
Roberts, Walter, WR, San Jose St.....	1969-70
Robertson, Pete, LB, Texas Tech.....	2017
Robinson, Aldrick, WR, SMU.....	2012-14
Robinson, Dave, LB, Penn St.....	1973-74
Robinson, Keenan, LB, Texas.....	2012-15
Robinson, Lybrant, DE, Delaware St.....	1989
Robinson, Tony, QB, Tennessee.....	1987
Robinson, Trenton, S, Michigan St.....	2013-15
Robinson, William, T, San Diego St.....	2009
Roby, Reggie, P, Iowa.....	1993-94
Rocca, Sav, P, Australia.....	2011-13
Rock, Walter, T, Maryland.....	1968-73
Rockner, Tracy, DT, Auburn.....	1989-90
Rodgers Cro, Dominique, CB, Tenn. St.....	2019
Roehnehl, Bill, LB, Bradley.....	1980
Rogers, Carlos, CB, Auburn.....	2005-10
Rogers, George, RB, South Carolina.....	1985-87
Rogers, Justin, CB, Richmond.....	2014-15
Rosato, Sal, B, Villanova.....	1945-47
Rose, Carlton, LB, Michigan.....	1987
Rose, Nick, K, Texas.....	2017
Rosenfels, Sage, QB, Iowa St.....	2001
Ross, Rashad, WR, Arizona St.....	2015-16
Rosso, George, B, Ohio St.....	1954
Roullier, Chase, C, Wyoming.....	2017-19
Roussel, Tom, LB, Southern Miss.....	1968-70
Roussos, Mike, T, Pittsburgh.....	1948-49
Rowe, Ray, TE, San Diego St.....	1992-93
Royal, Robert, TE, LSU.....	2003-05
Royster, Evan, RB, Penn St.....	2011-13
Rubbert, Ed, QB, Louisville.....	1987
Rucker, Keith, DT, Ohio Wesleyan.....	1997
Runnels, Tom, RB, North Texas St.....	1958-57
Rush, Tyrone, RB, North Alabama.....	1994
Russell, Anderson, S, Ohio St.....	2010
Russell, Bo, T, Auburn.....	1939-40
Russell, Cliff, WR, Utah.....	2002-03
Russell, Darrell, DT, USC.....	2003
Russell, Twan, LB, Miami (Fla.).....	1997-99
Rutgens, Joe, DT, Illinois.....	1961-69
Ruthstrom, Ralph, B, SMU.....	1947
Rutledge, Jeff, QB, Alabama.....	1990-92
Ryan, Frank, QB, Rice.....	1969-70
Ryzczek, Dan, C, Virginia.....	1973-75
Ryckovich, Jules, B, Illinois.....	1952-53
Rymkus, Lou, T, Notre Dame.....	1943
Rypien, Mark, QB, Washington St.....	1987-93
Rzempoluch, Ted, DB, Virginia.....	1963

S

Saenz, Eddie, RB, USC.....	1946-51
Sagnella, Anthony, DT, Rutgers.....	1987
Salave'a, Joe, DL, Arizona.....	2004-06
Salem, Ed, B, Alabama.....	1951
Salter, Bryant, S, Pittsburgh.....	1974-75
Sample, Johnny, DB, Maryland St.....	1963-65
Samuels, Chris, T, Alabama.....	2000-09
Sanchez, John, T, San Francisco.....	1947-49
Sanchez, Mark, DB, USC.....	2018
Sanders, Chris, TE, Texas A&M.....	1997
Sanders, Deion, CB, Florida St.....	2000
Sanders, Lonnie, DB, Michigan St.....	1963-67
Sanders, Ricky, WR, SW Texas St.....	1986-93
Sandifer, Dan, DB, LSU.....	1948-49
Sanford, Haywood, E, Alabama.....	1940

Sanford, Jamarca, S, Ole Miss.....	2014
Sarboe, Phil, DB, Washington St.....	1934
Sardisco, Tony, G, Tulane.....	1956
Sasa, Don, DT, Washington St.....	1997
Saul, Ron, G, Michigan St.....	1976-81
Savage, Sebastian, CB, North Carolina St.....	1995
Sawyer, John, TE, Southern Miss.....	1983
Scafield, John, T, Tulane.....	1933
Scanlan, Jerry, T, Hawaii.....	1980-81
Scarbath, Jack, QB, Maryland.....	1953-54
Scherff, Brandon, G, Iowa.....	2015-19
Schick, Doyle, LB, Kansas.....	1961
Schilling, Ralph, E, Oklahoma City.....	1946
Schlereth, Mark, G, Idaho.....	1989-94
Schmidt, Kermit E, Cal Poly-Pomona.....	1932
Schoenke, Ray, G, SMU.....	1966-75
Schrader, Jim, C, Notre Dame.....	1954, 1956-61
Schroeder, Jay, QB, UCLA.....	1984-87
Scissum, Willard, G, Alabama.....	1987
Scott, Darrion, DL, Ohio St.....	2010-11
Scott, Greg, DE, Hampton.....	2002
Scott, Jake, S, Georgia.....	1976-78
Scott, Ben, DB, Maryland.....	1959-61
Scudero, Joe, B, San Francisco.....	1954-58
Scully, Mike, C, Illinois.....	1988
Seals, George, G, Missouri.....	1964
Seay, Virgil, WR, Troy St.....	1981-84
Sebek, Nick, B, Indiana.....	1950
Sedoris, Chris, C, Purdue.....	1996
Seedborg, John, E, Arizona St.....	1965
Sellers, Mike, FB, Walla Walla.....	1998-00, 2004-11
Seno, Frank, B, George Wash.....	1943-44, 1949
Sensabaugh, Coty, CB, Clemson.....	2019
Serwanga, Kato, CB, California.....	2001
Settle, Tim, DL, Virginia Tech.....	2018-19
Settles, Tony, LB, Elon.....	1987
Sevenson, Jeff, DB, Long Beach St.....	1972
Seymour, Bob, B, Oklahoma.....	1940-45
Shade, Sam, S, Alabama.....	1999-02
Sharp, Everett, T, California Tech.....	1944-45
Shedd, Kenny, WR, Northern Iowa.....	2000
Shepard, Derrick, WR, Oklahoma.....	1987-88
Shepherd, Bill, FB, Western Maryland.....	1935
Shepherd, Leslie, WR, Temple.....	1994-98
Shiner, Dick, QB, Maryland.....	1964-66
Shoener, Herb, E, Iowa.....	1948-49
Shorter, Jim, DB, Detroit.....	1964-67
Shugart, Clyde, G, Iowa St.....	1939-44
Shula, Don, DB, John Carroll.....	1957
Shuler, Heath, QB, Tennessee.....	1994-96
Siano, Tony, C, Fordham.....	1932
Siegert, Herb, G, Illinois.....	1949-51
Siemering, Larry, C, San Francisco.....	1935-36
Simmons, Ed, T, Eastern Washington.....	1987-97
Simmons, Roy, G, Georgia Tech.....	1983
Simon, John, RB, Louisiana Tech.....	2003
Simpson, Chad, RB, Morgan St.....	2010
Sims, Cam, WR, Alabama.....	2018-19
Sims, Keith, G, Iowa St.....	1997-2000
Sims Jr., Steven, WR, Kansas.....	2019
Sinclair, Matt, LB, Illinois.....	2007
Sink, Steve, T, Duquesne.....	1934-36
Sistrunk, Manny, DT, Arkansas AM&N.....	1970-75
Skaggs, Justin, WR, Evangel.....	2002
Slivinski, Steve, G, Washington.....	1939-43
Smallwood, Wendell, RB, West Virginia.....	2019
Smith, Alex, QB, Utah.....	2018-19
Smith, Alex, TE, Stanford.....	2015
Smith, Ben, E, Alabama.....	1937
Smith, Bruce, DE, Virginia Tech.....	2000-03
Smith, Cedric, FB, Florida.....	1994-95
Smith, Clifton, LB, Syracuse.....	2003
Smith, Derek M., LB, Arizona St.....	1997-2000
Smith, Dick, DB, Northwestern.....	1967-68
Smith, Ed, FB, NYU.....	1936

Smith, George, C, California.....	1937, 1941-43
Smith, Hunter, P, Notre Dame.....	2009-10
Smith, Hugh, E, Kansas.....	1962
Smith, Jack, E, Stanford.....	1943
Smith, Jerry, TE, Arizona St.....	1965-77
Smith, Jim, DB, Oregon.....	1968
Smith, Jimmy, RB, Elon.....	1984
Smith, John, WR, North Texas St.....	1978
Smith, Larry, RB, Florida.....	1974
Smith, Marcus, LB, Louisville.....	2018
Smith, Maurice, CB, Georgia.....	2019
Smith, Paul, DE, New Mexico.....	1979-80
Smith, Ricky, CB, Alabama St.....	1984
Smith, Riley, QB, Alabama.....	1936-38
Smith, Preston, LB, Mississippi St.....	2015-18
Smith, Timmy, RB, Texas Tech.....	1987-88
Smith, Vernice, G, Florida A&M.....	1993-95
Smith, Willie, T, East Carolina.....	2011
Smithson, Fish, S, Kansas.....	2017
Smoot, Fred, CB, Miss. St.....	2001-04, 2007-08
Snead, Norm, QB, Wake Forest.....	1961-63
Sneddon, Bob, B, St. Mary's (CA).....	1944
Snidow, Ron, DE, Oregon.....	1963-67
Snipes, Angelo, LB, West Georgia.....	1986
Snow, Justin, LS, Baylor.....	2012
Snowden, Jim, T, Notre Dame.....	1965-71
Soboleski, Joe, G, Michigan.....	1949
Sommer, Mike, B, Geo. Wash.....	1958-59, 1961
Sommers, Jack, C, UCLA.....	1947
Spaight, Martrell, LB, Arkansas.....	2015-17
Spaniel, Frank, B, Notre Dame.....	1950
Sparks, Dave, G, South Carolina.....	1954
Spirida, John, E, St. Anselm's.....	1939
Springs, Shawn, CB, Ohio St.....	2004-08
Sprinkle, Jeremy, TE, Arkansas.....	2017-19
Stacco, Ed, T, Colgate.....	1948
Stai, Brenden, G, Nebraska.....	2002
Stallings, Don, E, North Carolina.....	1960
Stallworth, Donté, WR, Tennessee.....	2011
Stanfel, Dick, G, San Francisco.....	1956-58
Stanley, Walter, WR, Mesa (CO).....	1990
Starke, George, T, Columbia.....	1973-84
Stasica, Leo, B, Colorado.....	1943
Staton, Jim, T, Wake Forest.....	1951
Steber, John, G, Georgia Tech.....	1948-50
Steffen, Jim, DB, UCLA.....	1961-65
Stenn, Paul, T, Villanova.....	1946
Stensrud, Mike, DT, Iowa St.....	1989
Stephens, Lenard, TE, Howard.....	2002
Stephens, Louis, G, San Francisco.....	1955-60
Stephens, Rod, LB, Georgia Tech.....	1995-96
Steponovich, Mike, G, St. Mary's.....	1933
Stevens, Matt, S, Appalachian St.....	1998-2000
Stief, Dave, WR, Portland St.....	1983
Stits, Bill, DB, UCLA.....	1959
Stock, Mark, WR, VMI.....	1993
Stokes, Fred, DE, Georgia Southern.....	1989-92
Stokes, Tim, T, Oregon.....	1975-77
Stone, Ken, S, Vanderbilt.....	1973-75
Stout, Pete, B, TCU.....	1949-50
Stoutmire, Omar, S, Fresno St.....	2005, 2007
Stovall, Dick, C, Abilene Christian.....	1949
Stowe, Tyrone, LB, Rutgers.....	1994
Stralka, Clem, G, Georgetown.....	1938-42, 1945-46
Strickland, Fred, LB, Purdue.....	1999
Stroman, Greg, CB, Virginia Tech.....	2018-19
Stuart, Jim, T, Oregon.....	1938
Stubblefield, Dana, DT, Kansas.....	1998-00
Sturt, Fred, G, Bowling Green.....	1974
Stynchula, Andy, DT, Penn St.....	1960-63
Suishaun, Shaun, K, Bowling Green.....	2006-09
Sulfsted, Alex, G, Miami (OH).....	2002
Sullivan, John, C, Notre Dame.....	2016
Suminski, Dave, G, Wisconsin.....	1953
Sundberg, Nick, LS, California.....	2010-19

ALL-TIME ROSTER

Sutton, Ed, B, North Carolina.....	1957-59
Sutton, Eric, CB, San Diego St.....	1996
Swearinger, D.J., S, South Carolina	2017-18
Sweat, Montez, DE, Mississippi St	2019
Sweeney, Walt, G, Syracuse	1974-75
Sykes, Bob, B, San Jose St	1952
Symonette, Josh, S, Tennessee Tech.....	2000
Szafaryn, Len, T, North Carolina	1949
Szott, Dave, OL, Penn St	2001

T

Talbert, Diron, DT, Texas	1971-80
Tamm, Ralph, T, West Chester	1991
Tanner, Barron, DT, Oklahoma	1999
Tapp, Darryl, LB, Virginia Tech.....	2013
Taylor, Charley, WR, Arizona St	1964-77
Taylor, Hugh (Bones), E, Oklahoma City ..	1947-54
Taylor, Jason, LB, DE, Akron	2008
Taylor, Keith, S, Illinois	1994-96
Taylor, Mike, T, USC	1971
Taylor, Roosevelt, DB, Grambling St.....	1972
Taylor, Sean, S, Miami (Fla.)	2004-07
Temple, Mark, B, Oregon	1936
Tereshinski, Joe, E, Georgia	1947-54
Terrell, Daryl, OL, Southern Miss.....	2003
Terrell, David, CB, Texas - El Paso.....	2000-03
Theismann, Joe, QB, Notre Dame	1974-85
Theofiledes, Harry, QB, Waynesburg	1968
Thibodeaux, Keith, CB, NW Louisiana	1997
Thieleman, R.C., G, Arkansas.....	1985-88
Thomas, Chris, WR, Cal Poly	1997-99
Thomas, Devin, WR, Michigan St	2008-10
Thomas, Duane, RB, West Texas St	1973-74
Thomas, George, B, Oklahoma	1950-51
Thomas, Johnny, CB, Baylor	1988-90, 92-94
Thomas, Mike, RB, UNLV	1975-78
Thomas, Phillip, S, Fresno St	2014
Thomas, Pierre, RB, Illinois	2015
Thomas, Ralph, E, San Francisco.....	1955-56
Thomas, Randy, OL, Mississippi St.....	2003-09
Thomas, Simeon, CB, Louisiana Lafayette ..	2019
Thomas, Spencer, S, Washburn	1975
Thompson, Brandyn, CB, Boise St	2011
Thompson, Chris, RB, Florida St	2013-19
Thompson, Derrius, WR, Baylor	1999-02
Thompson, Ricky, WR, Baylor	1978-81
Thompson, Steve, DT, Minnesota	1987
Thrash, James, WR, Mo. Southern.....	1997-2000,
.....	2004-08
Thure, Brian, T, California	1995
Thurlow, Steve, RB, Stanford	1968-68
Tice, Mike, TE, Maryland	1989
Tillman, Rusty, LB, Northern Arizona	1970-77
Tilton, Ron, G, Tulane	1986
Titchener, Bob, C, San Jose St	1940-42
Todd, Dick, RB, Texas A&M	1939-42, 1945-48
Tolbin, Brendan, K, Richmond	1987
Toler, Greg, CB, Saint Paul's.....	2016
Toneff, Bob, DT, Notre Dame	1959-64
Torain, Ryan, RB, Arizona St	2010-11
Torgeson, LaVern, LB, Washington St.....	1955-57
Torrence, Leigh, CB, Stanford	2006-07
Tosi, Flavio, E, Boston College	1934-36
Towns, Morris, T, Missouri	1984
Tracy, Tom, B, Tennessee	1963-64
Trail, Lynden, LB, Norfolk St	2016
Trotter, Jeremiah, LB, Stephen F. Austin ..	2002-03
Truitt, Dave, TE, North Carolina	1987
Truitt, Dlanda, WR, Mississippi St	1994-95
Tucker, Ross, OL, Princeton	2001, 2007
Tryon, Justin, CB, Arizona St	2008
Tuckey, Dick, FB, Manhattan	1938
Tupa, Tom, P, Ohio St. (JR 2005).....	2004-05
Turk, Dan, C, Wisconsin	1997-99
Turk, Matt, P, Wisconsin-Whitewater.....	1995-99

Turley, Doug, E, Scranton	1944-48
Turner, J.T., G, Duke	1984
Turner, Jay, B, George Washington	1938-39
Turner, Kevin, LB, Pacific	1981
Turner, Scott, CB, Illinois	1995-97
Tuthill, James, K, Cal. Poly	2002
Tyrer, Jim, T, Ohio St	1974

U

Uccovich, Mitchell, T, San Jose St	1944
Uhlenhake, Jeff, C, Ohio St	1996-97
Ullinski, Harry, C, Kentucky	1950-51, 1953-56
Ungerer, Joe, T, Fordham	1944-45
Upshaw, Regan, DE, California	2003

V

Vactor, Ted, DB, Nebraska.....	1969-73
Vanderbeek, Matt, LB, Michigan St	1995-96
Varty, Mike, LB, Northwestern	1974
Vaughn, Clarence, S, Northern Illinois ..	1987-91
Venuto, Sam, B, Guilford	1952
Verdin, Clarence, WR, SW Louisiana	1986-87
Vereb, Ed, RB, Maryland	1960
Vickers, Kipp, T, Miami (Fla.)	1999, 2002
Vigil, Zach, LB, Utah State	2016-18
Vincent, Troy, DB, Wisconsin	2006
Vital, Lionel, RB, Nichols St	1987
Voytek, Ed, G, Purdue	1957-58

W

Waddy, Ray, CB, Texas A&I	1979-80
Wade, Bob, DB, Morgan St	1969
Wade, Todd, OL, Mississippi	2006-07
Ward, David (Nubbin), E, Haskell Indian ..	1933
Ware, Kevin, TE, Washington	2003
Waechter, Henry, DT, Nebraska	1987
Wahler, Jim, DT, UCLA	1992-93
Walker, Brian, S, Washington St	1996-97
Walker, Marquis, CB, SE Missouri St	1996
Walker, Rick, TE, UCLA	1980-85
Walters, Tom, DB, Southern Miss.....	1964-67
Walton, Alvin, S, Kansas	1986-91
Walton, Frank, G, Pittsburgh	1934, 44-45
Walton, Joe, E, Pittsburgh	1957-60
Ward, Bill, G, Washington St	1946-47
Warner, Ron, DE, Kansas	2003-04
Warner, Don, TE, San Diego St	1979-92
Washington, Anthony, CB, Fresno St	1983-84
Washington, Fred, T, North Texas St	1968
Washington, James, S, UCLA	1995
Washington, Joe, RB, Oklahoma	1981-84
Washington, Marcus, LB, Auburn	2004-08
Washington, Mickey, CB, Texas A&M	1992
Waters, Dale (Muddy), T, Florida	1932-33
Watson, Jim, C, Pacific	1945
Watson, Kenny, RB, Penn St	2002
Watson, Sid, B, Northwestern	1958
Watts, George, T, Appalachian St	1942
Way, Tress, P, Oklahoma	2014-19
Weatharall, Jim, T, Oklahoma	1958
Weaver, Charlie, LB, USC	1981
Webster, Kayvon, CB, South Florida	2019
Weil, Jack, P, Wyoming	1987
Weisenbaugh, Heinie, B, Pittsburgh	1935-36
Welch, Herb, DB, UCLA	1989
Weldon, Casey, QB, Florida St	1999
Weldon, Larry, QB, Presbyterian	1944-45
Weller, Rabbit (Bub), B, Haskell Indian ..	1933
Wells, Billy, B, Michigan St	1954, 1956-57
Westbrook, Byron, CB, Salisbury	2009-11
Westbrook, Michael, WR, Colorado	1995-2001
Westfall, Ed, B, Ohio Wesleyan	1932-33
Whisenhunt, Ken, TE, Georgia Tech	1990
White, Jeris, CB, Hawaii	1980-82
White, Markus, LB, Florida St	2011-12

Whited, Marvin, G, Oklahoma	1942, 45
Whitfield, A.D., RB, North Texas St	1966-68
Whitner Sr., Donte, S, Ohio St	2016
Whitley, Taylor, OL, Texas A&M	2006
Whitlow, Bob, C, Arizona	1960-61
Wiggin, Paul, T, Oregon	1998
Wilbur, John, G, Stanford	1971-74
Wilburn, Barry, CB, Mississippi	1985-89
Wilde, George, B, Texas A&M	1947
Wilder, James, RB, Missouri	1990
Wilkerson, Basil, E, Oklahoma City	1932
Wilkin, Willie, T, St. Mary's (CA)	1938-43
Wilkins, Roy, LB, Georgia	1960-61
Wilkinson, Dan, DT, Ohio St	1998-2002
Williams, Cary, CB, Washburn	2015
Williams, Clarence, RB, South Carolina ..	1982
Williams, Doug, DB, Grambling	1986-89
Williams, Eddie, FB, Idaho	2009
Williams, Edwin, C/G, Maryland	2009
Williams, Eric, DT, Washington St	1990-93
Williams, Fred, T, Arkansas	1964-65
Williams, Gerard, DB, Langston	1976-78
Williams, Greg, FS, Mississippi St	1982-85
Williams, Jamel, S, Nebraska	1997-99
Williams, Jeff, T, Rhode Island	1978-80
Williams, John, B, USC	1952-53
Williams, Kellard, RB, LSU	2010, 12
Williams, Kevin, CB, Iowa St	1985, 1988
Williams, Madieu, S, Maryland	2012
Williams, Marvin, TE, Fullerton St	1987
Williams, Michael, TE, Alabama A&M	1982-84
Williams, Mike, G, Texas	2009
Williams, Nick, WR, Connecticut	2013
Williams, Robert, CB, Baylor	1993
Williams, Roydell, WR, Tulane	2010
Williams, Sid, LB, Southern	1967
Williams, Trent, T, Oklahoma	2010-19
Williams, Trevardo, LB, Connecticut	2014
Williamson, Ernie, T, North Carolina	1947
Willis, Keith, DT, Northeastern	1993
Willis, Larry, S, Texas-E! Paso	1973
Wilson, Bobby, DT, Michigan St	1991-94
Wilson, Caleb, TE, UCLA	2019
Wilson, Chris, DE, Northwood	2007-10, 12
Wilson, Eric, LB, Maryland	1987
Wilson, Josh, CB, Maryland	2011-13
Wilson, Mark, DL, California	2004
Wilson, Shaun, RB, Duke	2019
Wilson, Ted, WR, Central Florida	1987
Wilson, Wayne, RB, Shepard	1987
Winans, Tydus, WR, Fresno St	1994-95
Winey, Brandon, OT, LSU	2003
Windham, David, LB, Jackson St	1987
Wingate, Heath, C, Bowling Green	1967
Winslow, Doug, WR, Drake	1976-77
Witucki, Casimir, G, Indiana	1950-51, 1953-56
Wonsley, Otis, RB, Alcorn St	1981-85
Woodard, Dick, C, Iowa	1952
Woodberry, Dennis, CB, S. Arkansas	1987-88
Woodruff, Lee, FB, Mississippi	1932
Woodrum, Josh, QB, Liberty	2019
Woods, Tony, DE, Pittsburgh	1994-96
Wooten, John, G, Colorado	1988
Wooten, Mike, C, VMI	1987
Worthington, Doug, DE, Ohio St	2012
Wright, Kenny, CB, Northwestern St	2006
Wright, Steve, T, Alabama	1970
Wright, Toby, CB, Nebraska	1999
Wright, Ted, B, North Texas St	1934-35
Wuerffel, Danny, QB, Florida	2002
Wuiff, Jim, B, Michigan St	1960-61
Wyant, Fred, QB, West Virginia	1956
Wyche, Sam, QB, Furman	1971-73
Wycheck, Frank, TE-FB, Maryland	1993-94
Wycoff, Doug, FB, Georgia Tech	1934

ALL-TIME WIN/LOSS RECORDS

ALL-TIME

	W	L	T	G	Pct.*
OVERALL RECORD	626	622	28	1276	0.502
REGULAR SEASON RECORD	603	603	28	1234	0.500
POSTSEASON RECORD	23	19	0	42	0.548
	W	L	T	G	Pct.*
HOME RECORD	359	273	11	643	0.567
AWAY RECORD	264	346	17	627	0.435
NEUTRAL RECORD	3	3	0	6	0.500
	W	L	T	G	Pct.*
OVERTIME RECORD	25	17	2	44	0.591
	W	L	T	G	Pct.*
SUNDAY RECORD	562	532	27	1121	0.513
MONDAY RECORD	30	46	0	76	0.395
TUESDAY RECORD	0	0	0	0	0.000
WEDNESDAY RECORD	1	2	0	3	0.333
THURSDAY RECORD	7	14	0	21	0.333
FRIDAY RECORD	0	3	1	4	0.125
SATURDAY RECORD	26	25	0	51	0.510
	W	L	T	G	Pct.*
AUGUST RECORD	1	0	0	1	1.000
SEPTEMBER RECORD	115	106	4	225	0.511
OCTOBER RECORD	186	169	14	369	0.504
NOVEMBER RECORD	162	197	6	365	0.444
DECEMBER RECORD	139	135	4	278	0.507
JANUARY RECORD	23	14	0	37	0.622
	W	L	T	G	Pct.*
MONDAY NIGHT FOOTBALL OVERALL RECORD	28	45	0	73	0.384
MONDAY NIGHT FOOTBALL HOME RECORD	17	22	0	39	0.436
MONDAY NIGHT FOOTBALL ROAD RECORD	11	23	0	34	0.324
SUNDAY NIGHT FOOTBALL OVERALL RECORD	18	17	1	36	0.514
SUNDAY NIGHT FOOTBALL HOME RECORD	9	9	1	19	0.500
SUNDAY NIGHT FOOTBALL ROAD RECORD	9	8	0	17	0.529
THANKSGIVING RECORD	3	8	0	11	0.273

POSTSEASON

	W	L	G	Pct.
RECORD	23	19	42	0.507
	W	L	G	Pct.
HOME RECORD	13	4	17	0.765
AWAY RECORD	7	12	19	0.368
NEUTRAL RECORD^	3	3	6	0.500
	W	L	G	Pct.
LEAGUE CHAMPIONSHIP [PRIOR TO 1970]	2	4	6	0.333
DIVISION CHAMPIONSHIP [PRIOR TO 1970]	1	0	1	1.000
	W	L	G	Pct.
NFC WILD CARD ROUND OVERALL	6	3	9	0.667
NFC WILD CARD ROUND HOME	3	2	5	0.600
NFC WILD CARD ROUND AWAY	3	1	4	0.750
NFC DIVISIONAL ROUND OVERALL	6	9	15	0.400
NFC DIVISIONAL ROUND HOME	4	1	5	0.800
NFC DIVISIONAL ROUND AWAY	2	8	10	0.200
NFC CHAMPIONSHIP OVERALL	5	1	6	0.833
NFC CHAMPIONSHIP HOME	5	0	5	1.000
NFC CHAMPIONSHIP AWAY	0	1	1	0.000
SUPER BOWL (ALL NEUTRAL)	3	2	5	0.600
	W	L	G	Pct.
GRIFFITH STADIUM RECORD	1	1	2	0.500
RFK STADIUM RECORD	11	1	12	0.917
FEDEXFIELD RECORD	1	2	3	0.333
	W	L	G	Pct.
SUNDAY RECORD	14	12	26	0.538
SATURDAY RECORD	9	7	16	0.563
	W	L	G	Pct.
OVERTIME RECORD	0	0	0	N/A

^Includes 1936 NFL Championship moved to Polo Grounds in New York

**Note: Percentages calculated using the formula adopted by the NFL on May 24, 1972 including ties as a half-game won and half-game lost. Prior to 1972, ties were not factored into winning percentage. Ties throughout all seasons are included in the percentages presented here.

COACHING RECORDS

OVERALL

	W	L	T	G	Pct.*
Lud Wray	4	4	2	10	0.500
Lone Star Dietz	11	11	2	24	0.500
Eddie Casey	2	8	1	11	0.200
Ray Flaherty	56	23	3	82	0.709
Arthur "Dutch" Bergman	7	4	1	12	0.636
Dudley DeGroot	14	6	1	21	0.700
A.G. "Turk" Edwards	16	18	1	35	0.471
John Wheelchel	3	3	1	7	0.500
Herman Ball	4	16	0	20	0.200
Dick Todd	5	4	0	9	0.556
Earl "Curly" Lambeau	10	13	1	24	0.435
Joe Kuharich	26	32	2	60	0.448
Mike Nixon	4	18	2	24	0.182
Bill McPeak	21	46	3	70	0.313
Otto Graham	17	22	3	42	0.436
Vince Lombardi	7	5	2	14	0.583
Bill Austin	6	8	0	14	0.429
George Allen	69	35	1	105	0.663
Jack Pardee	24	24	0	48	0.500
Joe Gibbs	171	101	0	272	0.629
Richie Petitbon	4	12	0	16	0.250
Norv Turner	50	60	1	111	0.455
Terry Robiskie	1	2	0	3	0.333
Marty Schottenheimer	8	8	0	16	0.500
Steve Spurrier	12	20	0	32	0.375
Jim Zorn	12	20	0	32	0.375
Mike Shanahan	24	41	0	65	0.369
Jay Gruden	35	50	1	86	0.413
Bill Callahan	3	8	0	11	0.273

*NOTE: Ties were not factored into winning percentage prior to 1972



Joe Gibbs

REGULAR SEASON

	W	L	T	G	Pct.*
Lud Wray	4	4	2	10	0.500
Lone Star Dietz	11	11	2	24	0.500
Eddie Casey	2	8	1	11	0.200
Ray Flaherty	54	21	3	78	0.720
Arthur "Dutch" Bergman	6	3	1	10	0.667
Dudley DeGroot	14	5	1	20	0.737
A.G. "Turk" Edwards	16	18	1	35	0.471
John Wheelchel	3	3	1	7	0.500
Herman Ball	4	16	0	20	0.200
Dick Todd	5	4	0	9	0.556
Earl "Curly" Lambeau	10	13	1	24	0.435
Joe Kuharich	26	32	2	60	0.448
Mike Nixon	4	18	2	24	0.182
Bill McPeak	21	46	3	70	0.313
Otto Graham	17	22	3	42	0.436
Vince Lombardi	7	5	2	14	0.583
Bill Austin	6	8	0	14	0.429
George Allen	67	30	1	98	0.691
Jack Pardee	24	24	0	48	0.500
Joe Gibbs	154	94	0	248	0.621
Richie Petitbon	4	12	0	16	0.250
Norv Turner	49	59	1	109	0.454
Terry Robiskie	1	2	0	3	0.333
Marty Schottenheimer	8	8	0	16	0.500
Steve Spurrier	12	20	0	32	0.375
Jim Zorn	12	20	0	32	0.375
Mike Shanahan	24	40	0	64	0.375
Jay Gruden	35	44	1	80	0.444

*NOTE: Ties were not factored into winning percentage prior to 1972

POSTSEASON

	W	L	G	Pct.
Ray Flaherty	2	2	4	0.500
Arthur "Dutch" Bergman	1	1	2	0.500
Dudley DeGroot	0	1	1	0.000
George Allen	2	5	7	0.286
Joe Gibbs	17	7	24	0.708
Norv Turner	1	1	2	0.500
Mike Shanahan	0	1	1	0.000
Jay Gruden	0	1	1	0.000

DRAFT HISTORY


Stylized players appear on the all-time roster

1936

1...2...B...Riley Smith.....Alabama
2...11....E...Keith Topping.....Stanford
3...20...B...Ed Smith.....NYU
4...29....G....Paul Tangora.....Northwestern
5...38....T....Wilson Groseclose.....TCU
6...47....T....Larry Lutz.....California
7...56...B...Don Irwin.....Colgate
8...65....E....Wayne Millner.....Notre Dame
9...74....G....Marcel Saunders.....Loyola (CA)

1937

1...6....B...Sam Baugh.....TCU



2...16....B....Nello Falaschi.....Santa Clara
3...26....B....Maurice Eldar.....Kansas State
4...36....G....Dick Bassi.....Santa Clara
5...46....T....Chuck Bond.....Washington
6...56....B....Jimmie Cain.....Washington
7...66....G....Rotta Holland.....Kansas State
8...76....E....Joel Eaves.....Auburn
9...86....T....Bill Docherty.....Temple
10...96....E....Dom Mac Cara.....NC State

1938

1...9....B...Andy Farkas.....Detroit
3...24....B....Sam Chapman.....California
5...39....C....Dave Price.....Mississippi
6...49....E....Elmer Dohrmann.....Nebraska
7...59....T....Roy Young.....Texas A&M
8...69....B....Bill Hartman.....Georgia
9...79....C....Ed Parks.....Oklahoma
10...89....B....Jack Abbott.....Elon
11...99....E....Dick Johnson.....Washington
12...109...G....Henry Bartos.....North Carolina

1939

1...8....T....I.B. Hale.....TCU
3...23....B....Charley Holm.....Alabama
5...38....B....Dick Todd.....Texas A&M
6...48....B....Dave Anderson.....California
7...58....C....Quinton Lumpkin.....Georgia
8...68....B....Bo Russell.....Auburn
9...78....B....Wilbur Moore.....Minnesota
10...88....B....Jimmy Johnson.....Washington
11...98....B....Jim German.....Centre
12...108...B....Bob O'Mara.....Duke
13...118...G....Steve Silvinski.....Washington
14...128...B....Bob Hoffman.....USC
15...138...B....Eric Tipton.....Duke
16...148...T....Dick Farman.....Washington St.
17...158...T....Clyde Shugart.....Iowa State
18...168...B....Boyd Morgan.....USC
19...178...T....Phil Smith.....St. Benedict's
20...188...T....Paul Coop.....Centre
21...193...G....Matt Kuber.....Villanova

22...198...B....Al Cruver.....Washington
--

1940

1...8....B....Ed Boell.....NYU
3...23....B....Buddy Banker.....Tulane
5...38...T....Bill Kirchm.....Tulane
6...48...T....Joe Boyd.....Texas A&M
7...58...B...Roy Zimmerman.....San Jose State
8...68...E....Bud Orf.....Missouri
9...78...B...Bob Hoffman.....USC
10...88...B...Bob Seymour.....Oklahoma
11...98...T....Howard Stoecker.....USC
12...108...G....Allen Johnson.....Duke
13...118...B....Sam Bartholomew.....Tennessee
14...128...B....Ernie Lain.....Rice
15...138...E....Sandy Sanford.....Alabama
16...148...E....Bolo Perdue.....Duke
17...158...C....Steve Andracko.....Ohio State
18...168...B....Jay Graybeal.....Oregon
19...178...B....Charley Slagle.....North Carolina
20...188...B....Buck Murphy.....Georgia Tech
21...193...T....Mel Wetzel.....Missouri
22...198...B....Steve Sitko.....Notre Dame

1941

1...10....B....Forest Evashevski.....Michigan
3...25....T....Fred Davis.....Alabama
5...40....T....Jim Stuart.....Oregon
6...50...E....Ed Cifers.....Tennessee
7...60...E....Al Krueger.....USC
8...70...B....Henry Wilder.....Iowa State
9...80...E....Bill Grimmer.....Tulsa
10...90...G....Ed Hickerson.....Alabama
11...100...E....Joe Aguirre.....St. Mary's (CA)
12...110...B....Jack Banta.....USC
13...120...T....Roy Conn.....Arizona
14...130...B....Deward Tonnell.....San Jose State
15...140...C....Morris Buckingham.....San Jose State
16...150...B....Ken Dow.....Oregon State
17...160...E....Stan McRae.....Michigan State
18...170...B....Joe Osmani.....Holy Cross
19...180...T....Earl Fullilove.....Georgetown
20...190...E....Ed Hiestand.....Vanderbilt
21...195...T....Tom Riggs.....Illinois
22...200...B....Lee Gentry.....Tulsa

1942

1...6....B....Spec Sanders.....Texas
3...21...B....Rufus Deal.....Auburn
5...36...G....Joe Zeno.....Holy Cross
6...46...T....Harley McCollum.....Tulane
7...56...E....Bob Fitch.....Minnesota
8...66...B....George Peters.....Oregon State
9...76...B....Frank Swiger.....Duke
10...86...B....Johnny Goodyear.....Marquette
11...96...C....Al DeMaio.....Duquesne
12...106...B....Phil Ahwesh.....Duquesne
13...116...E....John Kovatch.....Notre Dame
14...126...B....Bill deCorrevont.....Northwestern
15...136...B....Marvin Whited.....Oklahoma
16...146...B....Dee Chipman.....BYU
17...156...T....George Watts.....Appalachian St.
18...166...B....Gene Stewart.....Willamette
19...176...B....Charlie Timmons.....Clemson
20...186...T....Tiny Croft.....Ripon
21...191...B....Steve Juzwik.....Notre Dame
22...196...B....Al Couppee.....Iowa

1943

1...10...B....Jack Jenkins.....Vanderbilt
3...25...B....Bill Dutton.....Pittsburgh
5...40...E....Bob Dove.....Notre Dame
6...50...C....Wally Ziemba.....Notre Dame
7...60...T....Lou Rymkus.....Notre Dame
8...70...G....Tony Leon.....Alabama

9...80....E....Bob Motl.....Northwestern
10...90....B....Walt McDonald.....Tulane
11...100....T....George Perpich.....Georgetown
12...110...C....Dan Wood.....Mississippi
13...120...G....Harry Wright.....Notre Dame
14...130...G....Oscar Britt.....Mississippi
15...140...G....Dick Weber.....Syracuse
16...150...B....Joe Day.....Oregon State
17...160...B....Frank Dornfield.....Georgetown
18...170...T....John Baklarz.....Arizona State
19...180...E....Leo Mogus.....Youngstown St.
20...190...B....Dick Secrest.....Rochester
21...200...C....Don Noland.....Minnesota
22...210...B....Johnny Barrett.....Georgetown
23...220...T....Tom Vohs.....Colgate
24...230...B....Charlie Yancey.....Mississippi St.
25...240...T....Roman Bentz.....Tulane
26...250...E....Swift Berthold.....Syracuse
27...260...B....Vince Pacewic.....Loyola (CA)
28...270...T....Joe Riccardi.....Ohio University
29...280...G....Johnny Jaffurs.....Penn State
30...290...B....Frank Akins.....Washington St.
31...295...B....Bill Corry.....Florida
32...300...G....Bo Bogovich.....Delaware

1944

1...8....B....Mike Micka.....Colgate
3...23....T....Earl Audet.....USC
5...39....B....Ed Doherty.....Boston College
6...50....B....Jackie Fellows.....Fresno State
7...61....G....Hal Fischer.....Texas
8...72....T....Cliff White.....Murray State
9...83....B....Ted Ogdaahl.....Willamette
10...94....B....Bob Sneddon.....St. Mary's (CA)
11...105...T....Bill Aldworth.....Minnesota
12...116...B....Bill Joslyn.....Stanford
13...127...C....Charley Walker.....Kentucky
14...138...C....Boyd Clement.....Oregon State
15...149...B....Jim Gaffney.....Tennessee
16...160...T....Ted Ossowski.....Oregon State
17...171...B....Tom Davis.....Duke
18...182...E....John Batorski.....Colgate
19...193...C....Clyde Ehrhardt.....Georgia
20...204...E....Dave Brown.....UCLA
21...215...T....Bill Ivy.....Northwestern
22...226...B....Bruce Babcock.....Rochester
23...237...B....Bill Reinhard.....California
24...248...G....Ed Bauer.....South Carolina
25...259...B....Smokey Martin.....Cornell
26...270...B....Lee Gustafson.....Oregon State
27...281...T....Nick Pappas.....Utah
28...292...E....Lindsey Bowen.....Rice
29...303...T....Bill Gustafson.....Washington St.
30...314...C....Bill Yablonski.....Holy Cross
31...320...C....Buster Hollingbery.....Washington St.
32...326...B....Willard Sheller.....Stanford

1945

1...8....QB....Jim Hardy.....USC
3...23....T....Tree Adams.....Notre Dame
5...38...C....George Bujan.....Oregon
6...51....E....Johnny North.....Vanderbilt
7...61....G....John Steber.....Georgia Tech
8...71....E....Art Porter.....Tulane
9...84....B....Curt Kykendall.....Auburn
10...94....E....Frank Brogger.....Michigan State
11...104...B....Mack Cregar.....Northwestern
12...117...E....Paul McKee.....Syracuse
13...127...QB....Charlie Conerly.....Mississippi
14...137...E....John Putnik.....Utah State
15...150...B....Eddie Saenz.....USC
16...160...T....Dom Fusci.....South Carolina
17...170...B....Bobby Jenkins.....Alabama
18...183...T....Ed Stacco.....Colgate
19...193...C....Jim Bradshaw.....Auburn

DRAFT HISTORY

20.203...B.... Bill Shipkey..... Stanford
 21.216...T.... Sid Halliday..... SMU
 22.226...T.... Chick Davidson..... Cornell
 23.236...E.... Gabby Martin..... SMU
 24.249...C.... Jim McCurdy..... Stanford
 25.259...E.... Cy Souders..... Ohio State
 26.269...B.... Ben Wall..... Western Michigan
 27.282...E.... George Hillery..... UTEP
 28.292...B.... Milford Drebrow..... USC
 29.302...T.... Frank Irwin..... Duke
 30.315...E.... Leon Diner..... Denver
 31.320...C.... Bob Cummings..... Vanderbilt
 32.325...T.... Don Nolander..... Minnesota

1946

1...9....B.... Cal Rossi..... UCLA
 3...24....B.... Stan Koslowski..... Holy Cross
 5...39....B.... Gay Adelt..... Utah
 6...49....B.... Walt Trojanowski..... Connecticut
 7...59....T.... **Bob Hendren**..... **USC**
 8...69....B.... George Callanan..... USC
 9...79....E.... Bob Skoglund..... Notre Dame
 10.89....B.... Jake Leicht..... Oregon
 11.99....B.... Chick Maggiori..... Illinois
 12.109...T.... Monte Moncrief..... Texas A&M
 13.119...E.... **Joe Tereshinski**..... **Georgia**
 14.129...E.... Stan Sprague..... Illinois
 15.139...E.... Harry Adelman..... USC
 16.149...B.... Bob Butchofsky..... Texas A&M
 17.159...T.... Mike Prashaw..... Michigan
 18.169...B.... Ed Robnett..... Texas Tech
 19.179...B.... LeMar Dykstra..... Colorado
 20.189...B.... Bob Ward..... San Jose State
 21.199...T.... John Pehar..... USC
 22.209...B.... Roger Robinson..... Syracuse
 23.219...C.... Charley Cadenhead..... Mississippi State
 24.229...G.... Bob Rodas..... Santa Clara
 25.239...E.... Charlie Webb..... LSU
 26.249...B.... Marion Flanagan..... Texas A&M
 27.259...T.... Roland Phillips..... Georgia Tech
 28.269...B.... Jim Hallmark..... Texas A&M
 29.279...T.... Fay Mills..... Alabama
 30.289...B.... William Ritter..... Georgia Tech
 31.294...B.... Sarkis Takesian..... California
 32.299...E.... Mike Campbell..... Mississippi

1947

1...4....B.... Cal Rossi..... UCLA
 3...17....B.... Red Knight..... LSU
 5...28....E.... Hank Foldberg..... Army
 6...39...G.... **Mike Garzoni**..... **USC**
 7...48...C.... **Bill Gray**..... **Oregon State**
 8...59...T.... **Hank Harris**..... **Texas**
 9...68....E.... Roy Karrasch..... UCLA
 10.79...T.... **Ernie Williamson**..... **North Carolina**
 11.88...B.... L.G. Carmody..... C. Washington
 12.99...E.... U.S. Savage..... Richmond
 13.108...E.... Bob Steckroth..... William & Mary
 14.119...T.... **Weldon Edwards**..... **TDU**
 15.128...C.... Earl Wheeler..... Arkansas
 16.139...B.... Billy Gold..... Tennessee
 17.148...T.... Jack Hart..... Detroit
 18.159...B.... Tom Nichols..... Richmond
 19.168...B.... **Harry Dowda**..... **Wake Forest**
 20.179...E.... Charlie Webb..... LSU
 21.188...T.... Elmo Bond..... Washington St.
 22.199...B.... Jim Hefti..... St. Lawrence
 23.208...E.... **Tom Dudley**..... **Virginia**
 24.219...B.... Jim Smith..... Iowa
 25.228...T.... Hal Mullins..... Duke
 26.239...E.... Francis Bacoka..... Washington St.
 27.248...B.... Otis Sacrinty..... Wake Forest
 28.259...C.... Milt Drogo..... Connecticut
 29.268...B.... Lynn Brownson..... Stanford
 30.279...B.... Joe Colone..... Penn State

31.286...E.... **Herb Shoener**..... **Iowa**
 32.295...T.... Bob Pievo..... Purdue

1948

1...1....B.... **Harry Gilmer**..... **Alabama**
 Bonus Selection
 1...4....B.... Lowell Tew..... Alabama
 3...16...C.... Tommy Thompson..... William & Mary
 5...28...B.... **Dan Sandifer**..... **LSU**
 6...38...B.... Jack Weisenberger..... Michigan
 7...48...B.... Jack Kurkowski..... Detroit
 8...58...T.... Jerry Cady..... Gustavus Adolphus
 9...68...B.... Bob Anderson..... Stanford
 10.78...T.... **Mike Katrishen**..... **Southern Miss**
 11.88...T.... Ed Marshall..... Pennsylvania
 12.98...G.... Ted Andrus..... SW Louisiana
 13.108...B.... Carl Russ..... Rice
 14.118...B.... Chick Jagade..... Indiana
 15.128...B.... **Eddie Quirk**..... **Missouri**
 16.138...B.... Art Pollard..... Arizona
 17.148...E.... Chuck Newman..... Louisiana Tech
 17.151...E.... Dale Schwartzkopf..... Texas Tech
 (from Green Bay)
 18.158...C.... Ray Pearcy..... Oklahoma
 19.168...T.... Gene Vellela..... Scranton
 20.178...B.... Cloyce Box..... West Texas State
 21.188...B.... Bryan Bell..... Wash. & Lee
 22.198...C.... Joel Williams..... Texas
 23.208...E.... Lou Holtsma..... William & Mary
 24.218...G.... Floyd Lawhorn..... Texas Tech
 25.228...B.... Dick West..... Princeton
 26.238...E.... Roland Dakes..... Missouri
 27.248...T.... Ed Watkins..... Idaho
 28.258...C.... **Don Corbitt**..... **Arizona**
 29.268...B.... Buddy Bowen..... Mississippi
 30.278...E.... Vic Paulson..... UC Santa Barbara
 31.286...B.... Barney Welch..... Texas A&M

1949

1...8....B.... **Rob Goode**..... **Texas A&M**
 2...18...T.... **Laurie Niemi**..... **Washington St.**
 3...28...T.... **Len Szafaryn**..... **North Carolina**
 4...38...B.... Mike DeNoia..... Scranton
 5...48...E.... Eddie Berrang..... Villanova
 6...58...T.... Choice to Philadelphia
 7...68...G.... Chet Fritz..... Missouri
 8...78...B.... Bob Kennedy..... North Carolina
 9...88...E.... Ed McNeil..... Michigan
 10.98...G.... Vic Vasecik..... Texas
 11.108...G.... Homer Hobbs..... Georgia
 12.118...T.... Harry Varner..... Arizona
 13.128...T.... Ed Henke..... USC
 14.138...E.... Pat Haggerty..... William & Mary
 15.148...T.... Gene Frassetto..... California
 16.158...T.... Dick Flowers..... Alabama
 17.168...B.... Ross Pritchard..... Arkansas
 18.178...G.... **Herb Siegert**..... **Illinois**
 19.188...B.... Bob Hainlen..... Colorado State
 20.198...E.... Ollie Fletcher..... USC
 21.208...B.... Tommy Hughes..... Duke
 22.218...E.... Bill Clements..... UCLA
 23.228...B.... Frank Pattee..... Kansas
 24.238...G.... Jim Cullom..... California
 25.248...B.... **Nick Sebek**..... **Indiana**

1950

1...6....B.... **George Thomas**..... **Oklahoma**
 2...19...B.... **Hally Haynes**..... **Santa Clara**
 3...32...T.... Lou Karras..... Purdue
 4...45...C.... **Harry Ulinski**..... **Kentucky**
 5...58...B.... **Frank Spaniel**..... **Notre Dame**
 6...71...G.... **Gene Pepper**..... **Missouri**
 7...84...T.... **Jerry Houghton**..... **Washington St.**
 8...97...E.... John Rohde..... Pacific
 9...110...T.... Don Winslow..... Iowa

10.123...QB.... **Eddie LeBaron**..... **Pacific**
 11.136...E.... Dan Brown..... Villanova
 12.149...B.... Bill Chauncey..... Iowa State
 13.162...C.... Clay Davis..... Oklahoma State
 14.175...T.... Lyle Button..... Illinois
 15.188...E.... Alex Loyd..... Oklahoma State
 16.201...E.... **Charlie Justice**..... **North Carolina**
 17.214...G.... Jim Cullom..... California
 18.227...B.... Alvin Duke..... Arkansas
 19.240...E.... Ed White..... Alabama
 20.253...T.... George Bayer..... Washington
 21.266...G.... **Cas Witucki**..... **Indiana**
 22.279...T.... John deLaurentis..... Waynesburg
 23.292...E.... Joe Zuravleff..... Northwestern
 24.305...T.... Dick Tilton..... Nevada
 25.318...B.... Art Stewart..... SE Oklahoma
 26.331...B.... Earl Roth..... Maryland
 27.344...T.... Ed Lee..... Kansas
 28.357...B.... Ralph Shoaf..... West Virginia
 29.370...G.... Johnny Lundin..... Minnesota
 30.383...E.... Bob Noppinger..... Georgetown

1951

1...4....B.... **Leon Heath**..... **Oklahoma**
 2...15....B.... **Eddie Salem**..... **Alabama**
 2...21...T.... **Jim Staton**..... **Wake Forest**
 (from Philadelphia)
 3...29...T.... **Walt Yowarsky**..... **Kentucky**
 4...40...T.... Paul Gloski..... Rice
 5...50...E.... Choice to Chicago Cardinals
 6...65...E.... Jonn Martinkovic..... Xavier
 7...76...B.... **Johnny Papit**..... **Virginia**
 8...87...B.... **Billy Cox**..... **Duke**
 9...101...C.... Jake Rowden..... Maryland
 10.111...T.... James Janosek..... Purdue
 (from Baltimore)
 10.113...E.... Bob Jensen..... Iowa State
 (chosen from Baltimore)
 11.124...B.... Bill DeChard..... Holy Cross
 12.138...E.... Al Applegate..... Scranton
 13.149...B.... Dick Campbell..... Wyoming
 14.160...QB.... Adrian Burk..... Baylor
 (chosen from Baltimore)
 15.174...T.... Vic Thomas..... Colorado
 16.185...C.... Bob Bates..... Texas A&M
 17.196...E.... **Gene Brito**..... **Loyola (CA)**
 18.210...B.... Dom Fucci..... Kentucky
 19.221...G.... Buddy Brown..... Arkansas
 20.232...B.... John Kerestes..... Purdue
 21.246...T.... Clarence Marable..... TCU
 22.257...G.... Elliot Speed..... Alabama
 23.268...B.... Cecil Martin..... N. Texas St.
 24.282...B.... Tom Powers..... Duke
 25.293...E.... Bob Chubb..... Shippensburg
 26.304...B.... **Johnny Williams**..... **USC**
 27.318...B.... Bill Johnson..... Stetson
 28.329...G.... John Kadlec..... Missouri
 29.340...B.... Art Stewart..... SE Oklahoma
 30.354...T.... Nick Bokkovic..... Pittsburgh

1952

1...7....B.... Larry Isbell..... Baylor
 2...19....B.... **Andy Davis**..... **George Washington**
 3...31....B.... **Al Dorow**..... **Michigan State**
 4...43...C.... Dick Hightower..... SMU
 5...55...G.... **Jim Clark**..... **Oregon State**
 6...67...G.... Ed Kensler..... Maryland
 7...79...B.... **Vic Janowicz**..... **Ohio State**
 8...91...T.... Hubert Johnston..... Iowa
 9...103...B.... **Dick Alban**..... **Northwestern**
 10.115...E.... **Chet Ostrowski**..... **Notre Dame**
 11.127...E.... Orlando Mazza..... Michigan State
 12.139...C.... Frank Middendorf..... Cincinnati
 13.151...T.... Ray Potter..... LSU
 14.163...T.... Doug Conaway..... TCU

DRAFT HISTORY

15...175...T... Julius Wittman Ohio State
 16...187...T... Marv Berschet Illinois
 17...199...B... Gill Bocetti Wash. & Lee
 18...211...E... Ed Bartlett California
 19...223...B... Joe Marvin UCLA
 20...235...C... Roger Kinson Missouri
 21...247...T... Dick Jenkins Illinois
 22...259...B... Jim O'Rourke NC State
 23...271...T... Ken Barlow Mississippi
24...283...E... Ted Kirkland Vanderbilt
 25...295...T... Sal Gero Elon
 26...307...B... Danny Goode Hardin-Simmons
 27...319...E... Ben White SMU
 28...331...B... Ron Engel Minnesota
 29...343...B... John Pappa California
 30...355...B... Bob Linn Case Western Reserve

1953

1....3....B.... Jack Scarbath Maryland
2....16....T.... Dick Modzelewski Maryland
3....47....E.... Paul Dekker Michigan State
 4....20....G.... Don Boll Nebraska
 5....51....B.... Nick Carras Missouri
 6..... Choice to Los Angeles
 7..... Choice to Chicago Bears
 8....88....E.... Lew Weidensaul Maryland
 9..... Choice to Chicago Cardinals
 10..... Choice to New York Giants
 11...123...B.... Alex Webster NC State
 12...136...C.... Buzz Nutter Virginia Tech
 13..... Choice to Chicago Cardinals
 14...160...B.... Ed Timmerman Michigan State
15...171...T.... Dave Suminski Wisconsin
 16...184...E.... Jim Slay Mississippi
 17...195...B.... Bob Haner Villanova
 18...208...B.... Jim Turner Texas Tech
 19...219...T.... Tom Flyzik George Washington
 20...232...G.... Bill Link Wake Forest
 21...243...C.... Jim Dublinski Utah
 22...256...G.... Ed Pucci USC
 23...267...E.... Ed Bierne Detroit
 24...280...B.... Stan Butterworth Bucknell
 25...291...G.... Art Hurd Maryland
 26...304...T.... Walt Ashcraft USC
 27...315...T.... John Zanetti John Carroll
 28...328...B.... Bob Buckley USC
 29...339...B.... Pat Shires Tennessee
 30...352...B.... Bob Mathias Stanford

1954

1....8....E.... Steve Meillinger Kentucky
2....20....C.... Jim Schrader Notre Dame
 3..... Choice to Los Angeles
4....39....B.... Ralph Felton Maryland
 (from Green Bay)
 4..... Choice to Detroit
 5...56...B.... Billy Wells Michigan State
 6...68...C.... Bill McHenry Washington & Lee
7....80...T.... Harry Jagielski Indiana
 8...92...E.... Bill Marker West Virginia
 9...104...T.... Jerry Minnick Nebraska
 10...116...B.... Merrill Green Oklahoma
 11...128...B.... Gene Wilson South Carolina
 12...140...T.... Ben Dunkerly West Virginia
 13...152...B.... Roger Dornburg Wisconsin
 14...164...T.... Roger Nelson Oklahoma
 15...176...T.... Hugh Merck South Carolina
 16...188...E.... Gilmer Spring Texas
 17...200...B.... Jerry Coady Baylor
 18...212...C.... Walt Cudzik Purdue
 19...224...B.... Jerry Witt Wisconsin
20...238...E.... Sam Morley Stanford
 21...248...T.... John Cavaglieri N. Texas St.
 22...260...B.... Max Schmaling Purdue
 23...272...G.... Pete Carrieri Villanova

24...284...E.... Will Renfro Memphis St.
25...296...G.... George Rosso Ohio State
 26...308...B.... Dorsey Gibson Oklahoma State
 27...320...E.... Ken Varborough North Carolina
28...332...T.... Ron Hansen Minnesota
 29...344...B.... Ted Kress Michigan
 30...356...B.... Don Rondou Northwestern

1955

1....4....QB... Ralph Guglielmi Notre Dame
 2..... Choice to Los Angeles
 3...28...B.... Ray Perkins Syracuse
 4..... Choice to Detroit
 5...52...T.... Don Glantz Nebraska
 6..... Choice to Chicago Bears
7....76...E.... Erik Christensen Richmond
7....80...G.... Ron Marciniak Kansas State
 (from New York Giants)
8....87...C.... Johnny Allen Purdue
9....100...T.... John Miller Boston College
 10...111...G.... Tom Louderback San Jose State
 11...124...B.... Larry Parker North Carolina
 12...135...T.... John Barish Waynesburg
 13...148...T.... Len Oniskey Cornell
14...159...E.... Tom Braatz Marquette
 15...172...B.... Charley Horton Vanderbilt
 16...183...B.... Hal Norris California
 17...196...G.... Don Shea Georgia
 18...207...B.... Don Bailey Penn State
19...220...E.... Bob Dee Holy Cross
 20...231...T.... Ron Geyer Michigan
 21...244...B.... Buck George Clemson
 22...255...B.... Joe Boland George Washington
 23...268...C.... Chick Donaldson West Virginia
 24...279...T.... Bob Ready Notre Dame
 25...292...C.... Frank Radella Wyoming
26...303...G.... Walt Houston Purdue
 27...317...B.... A.J. Baker Arkansas
 28...327...T.... Arch Cassidy Florida
 29...340...E.... Bing Bordier USC
 30...351...E.... Tom Petty Virginia Tech

1956

1....12...B.... Ed Vereb Maryland
2....24...E.... John Paluck Pittsburgh
3....36...B.... Fred Wyant West Virginia
 4...41...T.... Fran Machinsky Ohio State
 (from Philadelphia)
 4..... Choice to Los Angeles Rams
5....59...B.... Gary Lowe Michigan State
 6..... Choice to Chicago Cardinals
 7...83...B.... Donnie Caraway Houston
8....94...B.... Dick James Oregon
 9...107...B.... Whitey Rouviere Miami (Fla.)
 10..... Choice to Pittsburgh
 11...131...G.... Tom Powell Colgate
12...141...B.... Jerry Planutis Michigan State
 (from New York Giants)
 12...142...T.... Gil Moreno UCLA
 13...155...G.... Jerry Ward Dayton
 14...166...B.... Pat Uebel Army
 15..... Choice to Chicago Cardinals
 16...190...G.... Wells Gray Wisconsin
17...203...QB... Eagle Day Mississippi
 18...214...E.... Jim Pyburn Auburn
19...227...G.... Ray Lemek Notre Dame
 20...238...B.... Vince Gonzales LSU
 21...251...E.... Howard Schnellenberger Kentucky
 22...262...T.... George Nicola Notre Dame
 23...275...B.... Don St. John Xavier
 24...286...C.... Johnny Tatum Texas
 25...299...G.... Franklin Brooks Georgia Tech
 26...310...B.... Dave Burnham Wheaton
 27...323...B.... Royce Flippin Princeton
 28...334...B.... Billy Hicks Alabama

29...347...G.... Pat Bisciglia Notre Dame
 30...357...G.... Buck Nystrom Michigan State

1957

1....9....B.... Don Bosseler Miami (Fla.)
2....21...E.... Joe Walton Pittsburgh
3....33...B.... Eddie Sutton North Carolina
4....40...B.... Jim Podoley Cent. Michigan
 (from Pittsburgh)
 5..... Choice to Los Angeles
 6...69...T.... J.T. Frankenberger Kentucky
 7...81...T.... Wally Merz Colorado
 8...93...E.... Paul Lopata Yale
 9...105...G.... Galen Laack Pacific
 10...117...B.... Don Dobrino Iowa
 11...129...T.... Dick Foster Idaho
 12...141...QB... Wade Mitchell Georgia Tech
 13...153...B.... Claude Austin George Washington
 14...165...T.... George Rice Wofford
 15...177...E.... Brad Bomba Indiana
 16...189...B.... Joe Brodsky Florida
 17...201...B.... Fred Brock Wheaton
 18...213...G.... Ed Sakach George Washington
 19...225...B.... John Bauer Villanova
 20...237...E.... Buddy Frick South Carolina
 21...249...B.... Sam Owen Georgia Tech
22...261...G.... Ed Voytek Purdue
 23...273...G.... Al Viola Northwestern
 24...285...C.... Bob Jennings Furman
 25...297...T.... Dick Cassels Catawba
 26...309...B.... Paul Robertson Georgia Tech
 27...321...T.... Ormand Anderson Georgia Tech
 28...333...B.... Guy Martin Colgate
 29...345...E.... George Benedict Springfield
 30...356...B.... Art Lupino Arizona

1958

1..... Choice to Los Angeles
2....16...B.... Mike Sommer George Washington
 3...28...B.... Stan Flowers Georgia Tech
 3...31...B.... Bill Anderson Tennessee
 (from Philadelphia)
 4...40...QB... Dan Nolan Lehigh
 5...54...CB... Jim Van Pelt Michigan
6....66...B.... Dick Lynch Notre Dame
 7...78...T.... Leon Bennett Boston College
 8...90...E.... Buddy Payne North Carolina
9....102...C.... Frank Kuchta Notre Dame
 10...114...T.... Ben Preston Auburn
 11...126...T.... Darrell Dess NC State
 12...138...G.... Eddie Michaels Villanova
 13...150...QB... Ken Ford Hardin-Simmons
 14...162...E.... Jack Faris Penn State
15...174...T.... Jack Davis Maryland
 16...186...E.... Fred Polzer Virginia
 17...198...T.... Fred Witt Richmond
 18...210...B.... Lennie King Connecticut
 19...222...C.... Don Stephenson Georgia Tech
 20...234...E.... Lou Pelham Florida
 21...246...E.... Jackie Simpson Mississippi
 22...258...B.... Charley Sanders West Texas State
 23...270...E.... Ron Schomburger Florida State
 24...282...E.... Rod Hanson Illinois
 25...294...C.... John Groom TCU
 26...306...G.... Frank Bloomquist Iowa
 27...318...E.... Perry Gehring Minnesota
 28...330...G.... Joe Biggs Hardin-Simmons
 29...342...B.... Ed Coffin Syracuse
 30...353...E.... Ted Smith Georgia Tech

1959

1....4....QB... Don Allard Boston College
 2..... Choice to Los Angeles
3....28...T.... Emil Karas Dayton
 4....40...E.... Jim Wood Oklahoma State

DRAFT HISTORY

5....49....T....	Bob Wetoska.....	Notre Dame
	(from Green Bay)	
5....	Choice to Chicago Cardinals	
6....65....T....	Jim McFalls.....	VMI
7....76....T....	Don Lawrence.....	Notre Dame
7....79....QB....	Mitch Oglego.....	Iowa
	(from Pittsburgh)	
7....81....E....	Jim Kenney.....	Boston University
	(from Chicago Bears)	
8....89....E....	Gene O'Pella.....	Villanova
9....100....B....	Dick Haley.....	Pittsburgh
10....113....B....	Ron Toth.....	Notre Dame
11....124....G....	Gerry Marciniak.....	Michigan
12....137....T....	Roger Wypyszynski.....	St. Norbert
13....148....E....	Billy Shoemaker.....	LSU
14....161....G....	Kurt Schwarz.....	Maryland
15....172....E....	Fred Hood.....	NE Oklahoma
16....185....T....	Dick Splain.....	New Haven
17....196....T....	Jim Healy.....	Holy Cross
18....209....QB....	Joe Kapp.....	California
19....220....B....	Bobby Lauder.....	Auburn
20....233....B....	Billy Brewer.....	Mississippi
21....244....E....	Mel Reight.....	West Virginia
22....257....E....	Art Gob.....	Pittsburgh
23....268....B....	Clarence Alexander.....	SE Louisiana
24....281....B....	George Darrah.....	Franklin & Marshall
25....292....T....	Bob Sargent.....	Colby
26....305....T....	Gene Grabosky.....	Syracuse
27....316....B....	Norm Odylic.....	Notre Dame
28....329....B....	Billy Austin.....	Rutgers
29....340....B....	Don Lockwood.....	Tulane
30....353....B....	Jim Colclough.....	Boston College

1960

1....4....QB....	Richie Lucas.....	Penn State
2....	Choice to San Francisco	
2....21....HB....	Sam Horner.....	VMI
	(from Chicago Bears)	
3....28....T....	Andy Stynchula.....	Penn State
4....	Choice to Philadelphia	
4....48....G....	Vince Promuto.....	Holy Cross
	(from New York)	
5....52....T....	Don Stallings.....	North Carolina
6....64....E....	Dave Hudson.....	Florida
7....	Choice to Pittsburgh	
8....87....G....	Earl Kohlhaas.....	Penn State
	(from Detroit)	
9....	Choice to San Francisco	
9....100....E....	Dwight Bumgarner.....	Duke
10....	Choice to Baltimore	
11....124....C....	Jim Efrid.....	Colorado State
12....136....HB....	Jim Crotty.....	Notre Dame
13....148....E....	Bill Herron.....	Georgia
14....160....B....	Charlie Milstead.....	Texas A&M
15....172....G....	Bernie Darre.....	Tulane
16....184....B....	Joe Kulbacki.....	Purdue
17....196....G....	Billy Roland.....	Georgia
18....208....G....	John Lawrence.....	NC State
19....220....G....	Ron Maltony.....	Purdue
20....232....HB....	Jimmy Wolf.....	Panhandle St.

1961

1....2....QB....	Norm Sneed.....	Wake Forest
	(from Dallas)	
1....3....T....	Joe Rutgers.....	Illinois
2....	Choice to New York	
3....	Choice to St. Louis	
3....39....B....	Jim Cunningham.....	Pittsburgh
	(from New York)	
4....	Choice to Los Angeles	
5....	Choice to Pittsburgh	
6....72....B....	Joe Krakoski.....	Illinois
	(from Dallas)	
6....73....T....	John O'Day.....	Miami (Fla.)
7....87....B....	Jim Kerr.....	Penn State

8....101....E....	Charlie Barnes.....	NE Louisiana
9....115....B....	Joel Arrington.....	Duke
10....	Choice to Cleveland	
11....143....T....	Riley Mattson.....	Oregon
12....157....E....	Bob Coolbaugh.....	Richmond
13....171....B....	Doug Elmore.....	Mississippi
14....185....B....	Doyle Schick.....	Kansas
15....199....E....	Bob Johnson.....	Michigan
16....213....T....	Ron Petty.....	Louisville
17....227....B....	Joe Bellino.....	Navy
18....241....T....	George Telford.....	Ohio State
19....255....E....	Tony Romeo.....	Florida State
20....269....G....	Mike Ingram.....	Ohio State

1962


1....1....B....	Ernie Davis.....	Syracuse
2....15....B....	Joe Hernandez.....	Arizona
3....29....E....	Bob Mitinger.....	Penn State
4....43....T....	Billy Neighbors.....	Alabama
5....	Choice to Chicago	
6....	Choice to San Francisco	
7....85....HB....	Bert Coan.....	Kansas
8....99....FB....	Ron Hatcher.....	Michigan State
9....113....E....	Dave Viti.....	Boston University
10....127....G....	John Childress.....	Arkansas
11....141....T....	Carl Palazzo.....	Adams State
12....155....HB....	Terry Terrebonne.....	Tulane
13....169....E....	Bill Whisler.....	Iowa
14....183....HB....	Jim Costen.....	South Carolina
15....197....T....	Len Vella.....	Georgia
16....211....E....	Tommy Brooker.....	Alabama
17....225....G....	Alan Miller.....	Ohio University
18....239....B....	Carl Charon.....	Michigan State
19....253....B....	Claude Crabb.....	Colorado
20....267....QB....	Ed Trancygier.....	Florida State

1963

1....7....E....	Pat Richter.....	Wisconsin
2....22....B....	Lonnie Sanders.....	Michigan State
3....35....T....	Ron Snidow.....	Oregon
4....	Choice to San Francisco	
5....	Choice to Green Bay	
6....78....T....	Charley Nickson.....	Ohio University
7....91....B....	Dave Francis.....	Ohio State
8....	Choice to Philadelphia	
9....119....B....	Billy Joe.....	Villanova
10....134....G....	Rod Foster.....	Ohio State
11....147....E....	Allen Schau.....	Western Michigan
12....162....C....	Bob Caldwell.....	Georgia Tech
13....175....E....	John Greiner.....	Purdue
14....190....B....	Tom Winingder.....	Georgia Tech
15....203....LB....	Harry Butsko.....	Maryland
16....218....G....	Dave Adams.....	Arkansas
17....231....HB....	Ron Whaley.....	Tenn-Chattanooga
18....246....E....	Drew Roberts.....	Cal State-Humboldt
19....259....QB....	Jim Turner.....	Utah State
20....274....T....	Joe Baughan.....	Auburn

1964

1....3....HB....	Charley Taylor.....	Arizona State
------------------	---------------------	---------------



2....18....B....	Paul Krause.....	Iowa
3....	Choice to Los Angeles	
4....	Choice to Philadelphia	
5....59....FB....	Jim Snowden.....	Notre Dame
6....74....E....	Russ Brown.....	Florida
7....87....QB....	Dick Shiner.....	Maryland
8....	Choice to San Francisco	
9....115....C....	Len Hauss.....	Georgia
10....130....B....	Rich Leeson.....	Pittsburgh
11....143....LB....	Gene Donaldson.....	Purdue
12....158....T....	Bob Zvolerin.....	Tennessee
13....171....B....	Tom McDonald.....	Notre Dame
14....186....B....	Ton Urbanik.....	Penn State
15....199....T....	Dick Evers.....	Colorado State
16....214....B....	Tommy Walters.....	Mississippi
17....227....B....	Ozzie Clay.....	Iowa State
18....242....G....	Bob Jones.....	Nebraska
19....255....G....	John Seedborg.....	Arizona State
20....270....B....	Gordon Guest.....	Arkansas

1965

1....	Choice to Chicago	
2....21....T....	Bob Breitenstein.....	Tulsa
3....34....B....	Kent McCloughan.....	Nebraska
4....	Choice to Baltimore	
5....	Choice to New York	
6....	Choice to Philadelphia	
7....	Choice to Chicago	
8....105G/LB....	Don Croftcheck.....	Indiana
9....118....E....	Jerry Smith.....	Arizona State
10....133....FB....	Bob Briggs.....	Central State (OK)
11....146....G....	Willie Adams.....	New Mexico State
12....160....T....	John Strohmeier.....	Nebraska
13....174....HB....	Biff Bracy.....	Duke
14....189....HB....	Dave Estrada.....	Arizona State
15....202....B....	Ben Baldwin.....	Vanderbilt
16....217....G....	Robert Reed.....	Tennessee A&I
17....230....E....	Gary Hart.....	Vanderbilt
18....245....LB....	Chris Hanburger.....	North Carolina
19....258....B....	Roosevelt Ellerbe.....	Iowa State
20....	Choice to Baltimore	

1966

1....6....K....	Charlie Gogolak.....	Princeton
2....21....T....	Walter Barnes.....	Nebraska
3....38....FB....	Tom Barrington.....	Ohio State
4....53....DB....	Bill Clay.....	Mississippi
5....70....T....	Dick Lemay.....	Vanderbilt
6....94....T....	Earl Yates.....	Duke
	(from Green Bay)	
7....101....T....	George Patton.....	Georgia
8....115....FB....	Stan Mitchell.....	Tennessee
9....131....LB....	Jack Shinholser.....	Florida State
10....145....DB....	Caesar Belser.....	Arkansas-Pine Bluff
11....161....FL....	Dick Reding.....	Northwestern St.
12....175....LB....	John Stipech.....	Utah
13....191....C....	Heath Wingate.....	Bowling Green
14....205....HB....	Jerry Lovelace.....	Texas Tech
15....212....HB-K....	Hal Seymour.....	Florida
16....235....HB....	Hal Wantland.....	Tennessee
17....251....E....	Mitch Zalnasky.....	Pittsburgh
18....265....HB....	Joe Burson.....	Georgia
19....281....E....	Andre White.....	Florida A&M
20....295....C....	John Kelly.....	Florida A&M

1967


1....13....FB....	Ray McDonald.....	Idaho
2....39....DT....	Spain Musgrove.....	Utah State
3....64....DB....	Curg Belcher.....	BYU
4....	Choice to Green Bay	
5....	Choice to Houston through DAL	
6....135....T....	Don Bandy.....	Tulsa
	(from NY Giants through MIN)	
6....	Choice to Detroit	

DRAFT HISTORY

7....168...B....	Bruce Matte	Miami (Ohio)
			(from Pittsburgh)
7....172...FL....	John Love	N. Texas St.
8....190G-LB....	Larry Hendershot	Arizona State
			(from Atlanta)
8....			Choice to Minnesota
9....222.HB....	Pete Larson	Cornell
10...247...DT....	Tim Houlton	St. Norbert
			(from Chicago)
10...250.DB....	Bruce Sullivan	Illinois
11....275...C....	Bill Brown	UTEP
12...300...E....	Ron Sepic	Ohio State
13...328.LB....	Bob Rodwell	E. Michigan
14...353.HB....	Andy Socha	Marshall
15...378...G....	Ed Breeding	Texas A&M
16...406.DB....	Alfredo Avila	Sul Ross
17...431...T....	Lyle Baucom	Cal State-San Fran.

1968

1....12....DB....	Jim 'Yazoo' Smith	Oregon
2....38...LB....	Tom Roussel	Southern Miss
			Choice to Cleveland
4....94...DT....	Dennis Crane	USC
5....113...TE....	Ken Barefoot	Virginia Tech
			(from Atlanta)
5....117...K....	Mike Bragg	Richmond
			(from Minnesota)



5....			Choice to Philadelphia
6....149...G....	Willie Banks	Alcorn State
7....176.RB....	Bob Brunet	LSU
8....203.RB....	Brian Magnuson	Montana
9....230.DB....	Frank Liberatore	Clemson
10....			Choice to Baltimore
11...284.DB....	Tom Garretson	Northwestern
12...311...DT....	Dave Weedman	W. Washington
13...338...T....	Mike St. Louis	Cent. Missouri
14...365...T....	Dave Zivich	UC Santa Barbara
15...392...G....	Coger Coverson	Texas Southern
16...419.RB....	Willie Turner	Jackson St.
17...448 DT....	Frank Bosch	Colorado

1969

1....			Choice to Los Angeles
2....			Choice to St. Louis
2....46...DB....	Eugene Epps	UTEP
			(from Cleveland)
3....62...RB....	Ed Cross	Arkansas-Pine Bluff
			Choice to Baltimore
5....114...DB....	Bill Kishman	Colorado State
6....139.LB....	Harold McLinton	Southern
7....166.RB....	Jeff Anderson	Virginia
7....173...C....	John Didion	Oregon State
			(from Minnesota)
8....191.RB....	Larry Brown	Kansas State
9....			Choice to Philadelphia
10....			Choice to Philadelphia
11...269.DT....	Eric Norri	Notre Dame
12...295.DB....	Bob Shannon	Tennessee St.
13...322.DB....	Mike Shook	N. Texas St.
14...347.DT....	Rick Brand	Virginia
15...374...T....	Paul Rogers	Virginia

16...399.LB....	Mike Washington	Southern
17...426.DE....	Rich Dobbert	Springfield

1970

1....			Choice to San Francisco
2...43...DE....	Bill Brundige	Colorado
3....			Choice to St. Louis
4....			Choice to Baltimore
4...103...T....	Paul Laaveg	Iowa
			(from MIN through Rams through ND)
5...114...DT....	Manny Sistrunk	Arkansas A&M
			(from New Orleans)
5...121.RB....	Danny Pierce	Memphis St.
			Choice to Atlanta
7...173.WR....	Roland Merritt	Maryland
7...178.DT....	James Harris	Howard Payne
			(from Los Angeles)
8...200.DB....	Paul Johnson	Penn State
9...225...T....	Ralph Sonntag	Maryland
10....			Choice to Green Bay
11...277.TE....	Mack Alston	Md. Eastern Shore
12...303.LB....	James Kates	Penn State
13...329...T....	Joe Patterson	Lawrence
14...355.RB....	Tony Moro	Dayton
15...381...C....	Vic Lewandowsky	Holy Cross
16...407.WR....	Steve Bushore	Emporia St.
17...433.DT....	Earl Maxfield	Baylor

1971

1....			Choice to Los Angeles
2...38...WR....	Cotton Speyrer	Texas
3....			Choice to Los Angeles
4....			Choice to New Orleans
5....			Choice to Green Bay
6...141...G....	Conway Hayman	Delaware
7...166.DB....	Willie Germany	Morgan St.
8....			Choice to New Orleans
9...219.DE....	Mike Fanucci	Arizona State
10...244.RB....	Jesse Taylor	Cincinnati
11...272...T....	George Starke	Columbia
12...297.DB....	Jeff Severson	Long Beach State
13...322.C....	Dan Ryczek	Virginia
14...349.QB....	Bill Bynum	W. New Mexico
15...375...G....	Tony Christovich	Wisc.-La Crosse
16...400.LB....	Glenn Tucker	N. Texas St.
17....			Choice to New Orleans

1972

1....			Choice to NY Jets
2....			Choice to Baltimore
3....			Choice to New England through LA
4....			Choice to New Orleans through LA and PHI
5....			Choice to Los Angeles
6....			Choice to Los Angeles
7....			Choice to NY Giants
8...203 RB....	Moses Denson	Md. Eastern Shore
9...229.DE....	Steve Boekholder	Drake
10...255.WR....	Mike Oldham	Michigan
11...281...DB....	Jeff Welch	Arkansas St.
12...307.QB....	Don Bunce	Stanford
13...332.WR....	Frank Grant	S. Colorado
14...365...G....	Mike O'Quinn	McNeese St.
15...385.DE....	Carl Tailor	Colorado
16...411...DB....	S. Higginbotham	Alabama
17...437.LB....	Kevin Clemente	Boston College

1973

1....			Choice to San Diego through BAL
2....			Choice to New Orleans through NYJ
3....			Choice to Buffalo
4....			Choice to Buffalo
5...117...G....	Charles Cantrell	Lamar
			(from Atlanta)
5....			Choice to Los Angeles
6....			Choice to NY Jets

7....			Choice to Buffalo
8....			Choice to New Orleans
8...193...TE....	Mike Hancock	Idaho State
			(from Los Angeles)
9...218...RB....	Rich Galbos	Ohio State
			(from Baltimore)
9...233.LB....	Eddie Sheats	Kansas
10...245.DB....	Ken Stone	Vanderbilt
			(from Los Angeles)
11....			Choice to Los Angeles
12...311...G....	Ernie Webster	Pittsburgh
13...337.DT....	Dennis Johnson	Delaware
14...363.DB....	Herb Marshall	Cameron
15....			Choice to Los Angeles
16...415...K....	Mike Wedman	Colorado
17...441.RB....	Jeff Davis	Mars Hill

1974

1....			Choice to Chicago through LA
2....			Choice to San Francisco
3....			Choice to NY Jets
4....			Choice to Los Angeles
5....			Choice to New England through ND
6...144...TE....	Jon Keyworth	Colorado
			(from Kansas City)
6....			Choice to Cincinnati through ND
7....			Choice to New England
7...180.LB....	Mike Varty	Northwestern
			(from Los Angeles)
8...196.RB....	Darwin Robinson	Dakota St.
			(from Cleveland)
8....			Choice to Buffalo
9...218.DE....	Mark Sens	Colorado
			(from New England)
9...228...K....	Mike Flater	Colorado School of Mines
9...233.TE....	Jim Kennedy	Colorado State
			(from Los Angeles)
10...258.DB....	Johnny Vann	S. Dakota
11...282...T....	Joe Miller	Villanova
12....			Choice to Baltimore
13...332.LB....	Stu O'Dell	Indiana
14...361.QB....	Don Van Galder	Utah
15....			Choice to San Diego
16...411.RB....	Nate Anderson	E. Illinois
17....			Choice to Baltimore

1975

1....			Choice to San Diego
2....			Choice to Green Bay
3....			Choice to San Francisco
4....			Choice to Buffalo
5....			Choice to SD through LA and BUF
5...108.RB....	Mike Thomas	UNLV
			Choice to Cleveland
6...147...T....	Mark Doak	Nebraska
			(from Denver)
7....			Choice to Chicago through STL
8....			Choice to San Diego
9...228.DE....	Dallas Hickman	California
			Choice to Miami
11...277.DB....	Ardell Johnson	Nebraska
			(from Denver)
11...282.DE....	Jerry Hackenbruck	Oregon State
12....			Choice to New England
13...344.DB....	Morris McKie	N. Carolina A&T
14...359.LB....	Dave Benson	Weber State
15...384...C....	Art Kuehn	UCLA
16...412...G....	Dennis Pavelka	Nebraska
17...437.DE....	Carl Taylor	Memphis St.

1976

1....			Choice to Miami
2....			Choice to Detroit through SD
3....			Choice to New Orleans through SD
4....			Choice to Oakland through SD

DRAFT HISTORY

5.....	Choice to St. Louis
5.....148...G.....	Mike Hughes.....Baylor
.....	(from St. Louis)
6.....	Choice to Kansas City
6.....179...DB....	Tom Marvaso.....Cincinnati
.....	(from Los Angeles)
7.....	Choice forfeited
8.....	Choice to Buffalo through ATL
8....234.WR...Brian Fryer.....	Alberta
.....	(selection voided)
9.....254...G.....	Curtis Akins.....Hawaii
10...272...LB....	Paul Strohmeier.....Washington
.....	(from Chicago)
10.....	Choice to Miami
11...308.DE....	Dean Gissler.....Nebraska
12...342.DB....	Walter Tullis.....Delaware St.
13...364.DB....	Waymon Britt.....Michigan
14...393.DB....	Quinn Buckner.....Indiana
.....	(selection voided)
15.....	Choice to St. Louis
15...426.RB....	John Monroe.....Bluefield St.
.....	(from St. Louis)
16.....	Choice to Baltimore through STL
17...476.DB....	Chuck Wills.....Oregon

1977

1.....	Choice to St. Louis
2.....	Choice to Los Angeles through SD
3.....	Choice to San Diego
4...97...DE....	Duncan McCall.....Stanford
.....	(from Miami)
4.....	Choice to Kansas City
5.....	Choice to Los Angeles
6.....	Choice to Atlanta
7.....	Choice to OAK through HOU and NYG
7....189...TE....	Reggie Haynes.....UNLV
.....	(from Los Angeles)
8.....	Choice to Kansas City
9.....	Choice to Atlanta
9...246.RB....	Mike Northington.....Purdue
.....	(from Los Angeles)
10...273.RB....	James Sykes.....Rice
11...300.DB....	Don Harris.....Rutgers
12...327.DE....	Curtis Kirkland.....Missouri

1978

1.....	Choice to St. Louis
2.....	Choice to Los Angeles
3.....	Choice to Los Angeles
4.....	Choice to Cleveland through LA
5.....	Choice to Philadelphia
6.....	Choice to New Orleans through HOU
6....159.RB....	Tony Green.....Florida
.....	(from Minnesota through SF)
7.....	Choice to Kansas City
8...202.WR....	Walker Lee.....North Carolina
.....	(from San Francisco)
8.....	Choice to Atlanta
8....219..LB....	Don Hover.....Washington St.
.....	(from Los Angeles)
9...243.QB....	John Hurley.....Santa Clara
10...270.DE....	Scott Hertenstein.....Azusa Pacific
11...297.DE....	Mike Williams.....Texas A&M
12...324...G.....	Steve McCabe.....Bowdoin


1979

1.....	Choice to Cincinnati
2.....	Choice to Oakland through STL
3.....	Choice to Baltimore through HOU
4.....	Choice to Philadelphia
4....103...TE....	Don Warren.....San Diego St.
5.....	Choice to Cleveland
6.....	Choice to Baltimore
7.....	Choice to New England
7....182..LB....	Rich Milot.....Penn State

.....	(from Seattle)
8.....	Choice to Miami
9...233.WR...Kris Haines.....	Notre Dame
10.....	Choice to Kansas City
11...289.LB....	Monte Coleman.....Arkansas St.
11...300.WR....	Tony Hall.....Knoxville
.....	(from New England)
12.....	Choice to Cleveland

1980

1...18...WR...Art Monk.....	Syracuse
-----------------------------	----------



2.....	Choice to Los Angeles
2...55...DE....	Mat Mendenhall.....BYU
3.....	Choice to San Francisco through LA
4.....	Choice to Tampa Bay
5.....	Choice to Buffalo
6...155...LB....	Farley Bell.....Cincinnati
7...187...G....	Melvin Jones.....Houston
8.....	Choice to Miami
9...241...WR....	L. McCullough.....Illinois
10...268.RB....	Lewis Walker.....Utah
11...295.DE....	Mike Matocha.....UTA
12...327.DE....	Marcene Emmett.....N. Alabama

1981

1.....	Choice to Los Angeles
1...20...T....	Mark May.....Pittsburgh
.....	(from Los Angeles)
2.....	Choice to San Francisco
3.....	Choice to Los Angeles
3...69...G....	Russ Grimm.....Pittsburgh
.....	(from Miami through LA)
4...90...QB....	Tom Flick.....Washington
.....	(from Green Bay)
4.....	Choice to Cleveland
5...119...DE....	Dexter Manley.....Oklahoma State
5...132...G....	Gary Sayre.....Cameron
.....	(from Los Angeles)
6...148..LB....	Larry Kubin.....Penn State
7.....	Choice to Los Angeles
8...201.WR...Charlie Brown.....	S. Carolina St.
9...231...G....	Darryl Grant.....Rice
10...257.QB....	Phil Kessel.....N. Michigan
10...267...T....	Allan Kennedy.....Washington St.
.....	(from New England through CLE)
11...284.WR....	Jerry Hill.....N. Alabama
12...314.WR...Clint Didier.....	Portland St.

1982

1.....	Choice to Baltimore through LA
2.....	Choice to New England through SF
2...49...DB....	Vernon Dean.....San Diego St.
.....	(from San Diego through LA)
3...61...WR....	Carl Powell.....Jackson St.
.....	(from Los Angeles)
3.....	Choice to New Orleans
4...99...DE....	Todd Liebenstein.....UNLV
5.....	Choice to St. Louis
5...133...TE....	Michael Williams.....Alabama A&M

.....	(from Buffalo)
6...153...LB....	Lamont Jeffers.....Tennessee
7...180...LB....	John Schachtner.....N. Arizona
8.....	Choice to Cleveland
8...223...DT....	Ralph Warthen.....Gardner Webb
.....	(from San Francisco through ND)
9...226.DB....	Ken Coffey.....SW Texas St.
.....	(from New Orleans)
9...238...DT....	Randy Trautman.....Boise State
10...254.DE....	Harold Smith.....Kentucky St.
.....	(from New Orleans)
10...265.DB....	Terry Daniels.....Tennessee
11...281...K....	Dan Miller.....Miami (Fla.)
.....	(from Miami)
11...291.QB....	Bob Holly.....Princeton
12...309...T....	Don Laster.....Tennessee St.
.....	(from New Orleans)
12...322.LB....	Jeff Goff.....Arkansas

1983

1...28...DB....	Darrell Green.....Texas A&I
2...56...RB....	Richard Williams.....Memphis St.
3...84...DE....	Charles Mann.....Nevada
4.....	Choice to Buffalo through ND
5.....	Choice to Pittsburgh
6...166...T....	Bob Winckler.....Wisconsin
.....	(from LA Raiders)
6...168.QB....	Babe Laufenberg.....Indiana
7...196.RB....	Kelvin Bryant.....North Carolina
8...224...T....	Todd Hallstrom.....Minnesota
9...251.RB....	Marcus Gilbert.....TCU
10...279.LB....	Geff Gandy.....Baylor
11.....	Choice to San Diego
12.....	Choice to NY Giants

1984

1.....	Choice to NY Giants
2...31...DT....	Bob Slater.....Oklahoma
.....	(from NY Giants)
2...55...DE....	Steve Hamilton.....East Carolina
3...83...QB....	Jay Schroeder.....UCLA
4...102.RB....	Jimmy Smith.....Elon
.....	(from LA Rams through HOU)
4.....	Choice to Pittsburgh
5...125...LB....	Jeff Pegues.....East Carolina
.....	(from CHI through SD, SEA and NYG)
5.....	Choice to SF through LA Raiders
6...167...T....	Curt Singer.....Tennessee
7...195.WR....	Mark Smith.....North Carolina
8...223.DB....	Jeff Smith.....Missouri
9.....	Choice to New England
10...279.RB....	Keith Griffin.....Miami (Fla.)
11...306...TE....	Anthony Jones.....Wichita St.
12...335.WR....	Curtland Thomas.....Missouri

1985

1.....	Choice to New Orleans
2...33...DB....	Tory Nixon.....San Diego St.
.....	(from Atlanta)
2.....	Choice to St. Louis through ATL
3.....	Choice to Raiders through HOU
4.....	Choice to LA Raiders
5...122.RB....	Raphael Cherry.....Hawaii
.....	(from New Orleans)
5.....	Choice to Pittsburgh
6...163...TE....	Danzell Lee.....Lamar
7...177...KR....	Jamie Harris.....Oklahoma State
.....	(from Philadelphia)
7...185.RB....	Lionel Vital.....Nicholls State
.....	(from St. Louis through KC)
7.....	Choice to LA Raiders through NE
8...219.DB....	Barry Wilburn.....Mississippi
9...247...G....	Mitch Geier.....Troy State
10...263.RB....	Terry Orr.....Texas
.....	(from New Orleans)

DRAFT HISTORY

10.....Choice to LA Raiders
11...290 ..G....Raleigh McKenzieTennessee
.....[from New Orleans]
11...304 DB...Garry Kimble.....Sam Houston
12...309 DT ...Dean Hamel.....Tulsa
.....[from Buffalo]
12...331 ..LB ...Bryan Winn.....Houston

1986

1. _____ Choice to Atlanta
2. **30... DE... Markus Koch** _____ **Boise State**
_____ (from Atlanta)
2. **45... WR... Walter Murray** _____ **Hawaii**
_____ (from San Francisco)
2. _____ Choice to PHI through LA Raiders
3. **75... DB... Alvin Walton** _____ **Kansas**
4. _____ Choice to SF through LA Rams
5. **113... LB... Ravin Caldwell** _____ **Arkansas**
_____ (from Atlanta)
5. _____ Choice to Philadelphia through ATL
6. **148... QB... Mark Rypien** _____ **Washington St.**
_____ (from Kansas City)



6. 156...G...Jim Huddleston.....Virginia
.....(from San Francisco)
6.....Choice to Atlanta
7. 186. RB...Rick Badanjek.....Maryland
8. 213. LB...Kurt Gouveia.....BYU
9. 239. DB...Wayne Asberry.....Texas A&M
10.....Choice to San Francisco
11. 297. RB...Kenny Fells.....Henderson St.
12. 323. WR...Eric Yarber.....Idaho

1987

2.....	Choice to San Francisco
2... 30 ... DB ... Brian Davis	Nebraska (from Indianapolis)
2... 48 ... T ... Wally Klein	Notre Dame (from NY Jets through LA Raiders)
2.....	Choice to LA Raiders
3.....	Choice to Raiders through NE
4.....	Choice to Buffalo
5... 117 ... RB ... Timmy Smith	Texas Tech (from Buffalo)
5.....	Choice to Tampa Bay
6... 144 ... DB ... Steve Gage	Tulsa (from Buffalo)
6... 164 ... T ... Ed Simmons	E. Washington
7... 192 ... DB ... Johnny Thomas	Baylor
8... 219 ... DB ... Clarence Vaughn	N. Illinois
9... 248 ... RB ... Alfred Jenkins	Arizona
10... 274 ... WR ... Ted Wilson	Central Florida
11... 304 ... WR ... Laron Brown	Texas
12... 331 ... C ... Ray Hitchcock	Minnesota

1988

1.....Choice to Chicago
2... 55 ...K....Chip Lohmiller Minnesota
3... 66 ...KR....Mike Oliphant.....Puget Sound
.....[from LA Rams]

3				Choice to LA Rams
4	109	RB	Jamie Morris	Michigan
5	127	DB	Carl Mims	Sam Houston St. (from New England)
5				Choice to LA Rams
6	159	QB	Stan Humphries	NE Louisiana (from Indianapolis)
6				Choice to LA Rams
7	193	DB	Harold Hicks	San Diego St.
8	221	RB	Darryl McGill	Wake Forest
9	249	LB	Blake Peterson	Mesa Co.
10	277	T	Henry Brown	Ohio State
11	305	DE	Curt Koch	Colorado
12	315	P	Wayne Ross	San Diego St. (from LA Rams)
12				Choice to LA Rams

1989

- 1.....Choice to Chicago
- 2.....Choice to Dallas through LA Raiders
- 3...**66**...**DT**...**Tracy Rocker**.....**Auburn**
- 4.....Choice to New England
- 5...**110**...**WR**...Erik Affholter.....USC
[from Chicago through LA Raiders]
- 6.....Choice to Green Bay
- 5...**129**...**DB**...Tim Smiley.....Arkansas St.
[from Indianapolis]
- 5...**139**...**DE**...**Lybrant Robinson**.....**Delaware St.**
[from San Fran. through LA Raiders]
- 6...**149**...**DB**...**AJ Johnson**.....**SW Texas St.**
- 7...**179**...**LB**...Kevin Hendrix.....South Carolina
- 8.....Choice to Green Bay
- 9...**233**...**TE**...Charles Darrington.....Kentucky
- 10...**263**...**C**...**Mark Schlereth**.....**Idaho**
- 11.....Choice to TB through LA Rams
- 12...**316**...**TE**...**Jimmie Johnson**.....**Howard**
[from San Diego]
- 12...**317**...**RB**...**Joe Mickles**.....**Mississippi**

1990

- 1..... Choice to Atlanta
2. **46** ..**LB**..... **Andre Collins**..... Penn State
3. **76** ..**G**..... **Moe Elewtonbi**..... BYU
4. **86** ..**QB**..... **Cary Conklin**..... Washington
- 4..... Choice to Indianapolis
4. **109** ..**RB**..... **Dico Labbe**..... Boston College
- (from San Fran. through LA Raiders)
5. **130** ..**RB**..... **Brian Mitchell**..... SW Louisiana
6. **160** ..**DT**..... **Kent Wells**..... Nebraska
- 7..... Choice to San Diego
- 8..... Choice to Indianapolis
9. **243** ..**G**..... **Tim Moxley**..... Ohio State
10. **262** ..**DB**..... **OJuan Francisco**..... Notre Dame
- (from Miami)
10. **270** ..**DT**..... **Thomas Rayam**..... Alabama
11. **297** ..**LB**..... **Jon Leverenz**..... Minnesota
- 12..... Choice to San Diego

1991

1. 17.....DT.....Bobby Wilson.....Michigan State.....
(from Houston through NE and DAL)
- 1.....Choice to Dallas
- 2.....Choice to San Diego
3. 76.....RB.....Ricky Ervins.....USC.....
4.....Choice to Pittsburgh
- 5.....Choice to Dallas
6. 159.....TE.....Dennis Ransom.....Texas A&M
7. 188.....WR.....Keith Cash.....Texas
8. 215.....DB.....Jimmy Spencer.....Florida
9. 243.....DB.....Charles Bell.....Baylor
10. 270.....P.....Cris Shale.....Bowling Green
11. 299.....S.....David Gulleddge.....Jacksonville St.
12. 326.....QB.....Keenan McCardell.....UNLV

1992

1. 4.....WR.....Desmond Howard.....Michigan
.....(from Cincinnati)
- 1.....Choice to Cincinnati
2. 47.....DE.....Shane Collins.....Arizona State
.....(from Kansas City through DAL)
- 2.....Choice to Detroit through DAL
3. 74.....G.....Paul Slever.....Penn State
.....(from Kansas City through DAL)
- 3.....Choice to Cincinnati
4. 112.....QB.....Chris Hake.....William & Mary
.....Choice to San Diego
6. 168.....TE.....Ray Rowe.....San Diego St.
.....USC
7. 196.....DB.....Calvin Holmes.....USC
8. 224.....G.....Darryl Moore.....UTEP
9. 252.....LB.....Boone Powell.....Texas
10. 280.....LB.....Tony Barker.....Rice
11. 308.....WR.....Terry Smith.....Penn State
12. 336.....C.....Matt Elliott.....Michigan

1993

1...	17...	DB...	Tom Carter	Notre Dame
2...	45...	RB...	Reggie Brooks	Notre Dame
3...	71...	LB...	Rick Hamilton	Central Florida
3...	80...	P...	Ed Bunn	UTEP
4...	101...	DE...	Sterling Palmer	Florida State
5...	128...	C...	Greg Huntington	Penn State
6...	155...	DB...	Darryl Morrison	Arizona
5...	180...	TE...	Frank Wycheck	Maryland
				(from Minnesota)
7...				Choice to Pittsburgh
8...	212...	LB...	Lamont Hollinquest	USC

1994

13QBHeath ShulerTennessee
231TTré JohnsonTemple
368WRTydus WinansFresno State
397GJoe PattonAlabama A&M
4105TEKurt HawsUtah
5Choice to Minnesota
6163DEDexter NottageFlorida A&M
7197QBGus FrerotteTulsa

1995

1. ____ 4. ____ WR ____ Michael Westbrook Colorado
2. ____ 37 ____ C ____ Cory Raymer Wisconsin
3. ____ 68 ____ CB ____ Darrell Pounds Nicholls State
4. ____ 103. RB ____ Larry Jones Miami (Fla.)
5. ____ 137 ____ TE ____ Jamie Asher Louisville
..... (from Houston)
5. Choice to Oakland
5. ____ 152. DE ____ Rich Owens Lehigh
..... (from Green Bay through OAK)
6. ____ 176 ____ T ____ Brian Thure California
7. Choice to Arizona
7. ____ 226. CB ____ Scott Turner Illinois
..... (from Oakland)

1996

1.....	Choice to St. Louis
1.....30.....T.....Andre Johnson.....	Penn State
2.....	Choice to Dallas
3.....	Choice to Dallas
4.....102.RB.....Stephen Davis.....	Auburn
5.....138.....S.....Leomont Evans.....	Clemson
6.....174.....DE.....Kelvin Kinney.....	Virginia St.
7.....215.LB.....Jeremy Asher.....	Oregon
7.....250.WR.....Deandre Maxwell.....	San Diego St.

(Compensatory Selection)

1997

1.... 17.... DE ...Kenard Lang Miami (Fla.)
2.... 51.... LB ...Greg Jones Colorado
3.... 80... LB ...Derek Smith Arizona State
4.... 115... WR ...Albert Connell..... Texas A&M

DRAFT HISTORY

5.... 132...S....Jamel Williams.....Nebraska
.....(from Houston)
5.... 140..CB....Keith Thibodeaux.....NW Louisiana
.....(from Oakland through ATL)
5.... 148..LB....Twan Russell.....Miami (Fla.)
5.... 162...G....Brad Badger.....Stanford
.....[Compensatory Selection]
6.....Choice to Atlanta
7.....Choice to Atlanta

1998

1.....Choice to Cincinnati
2.... 48...TE....Stephen Alexander.....Oklahoma
3.... 69...RB....Skip Hicks.....UCLA
.....(from New Orleans)
3.....Choice to Cincinnati
4.....Choice to Oakland
4.... 113...LB....Shawn Barber.....Richmond
.....(from Detroit through OAK)
5.... 140...C....Mark Fischer.....Purdue
6.... 170...WR....Pat Palmer.....Northwestern St.
7.... 191...CB....David Terrell.....UTEP
.....(from Oakland)
7.... 206 LB....Antwaune Ponds.....Syracuse

1999

1.... 7....CB....Champ Bailey.....Georgia
.....(from Chicago)
1.....Choice to Minnesota
2.... 37....T....Jon Jansen.....Michigan
.....(from Chicago)
2.....Choice to Oakland through CHI
3.....Choice to Pittsburgh through MIN
4.....Choice to Chicago
4.... 107...LB....Nate Stimson.....Georgia Tech
.....(from New Orleans)
5.....Choice to Chicago
5.... 165...T....Derek Smith.....Virginia Tech
.....(from Denver)
6.... 181...K....Jeff Hall.....Tennessee
7.... 217...WR....Tim Alexander.....Oregon State

2000

1.... 2....LB....LaVar Arrington.....Penn State
.....(from New Orleans)
1.... 3....OL....Chris Samuels.....Alabama
.....(from San Francisco)
1.....Choice to San Francisco
2.....Choice to Minnesota
3.... 64...DB....Lloyd Harrison.....NC State
.....(from New Orleans)
3.....Choice to Chicago
4.....Choice to Seattle through SF
4.... 129...OL....Michael Moore.....Troy State
.....[Compensatory Selection]
5.....Choice to Denver through SF and SEA
5.... 155...DB....Quincy Sanders.....UNLV
.....(from Minnesota)
6.....Choice to Philadelphia
6.... 202 QB....Todd Husak.....Stanford
.....[Compensatory Selection]
7.... 216...OL....Del Cowsette.....Maryland
.....(from Pittsburgh)
7.....Choice to OAK through DEN and SEA
7.... 250.WR....Ethan Howell.....Oklahoma State
.....[Compensatory Selection]

2001

1.... 15...WR....Rod Gardner.....Clemson
2.... 45...CB....Fred Smoot.....Mississippi St.
3.....Choice to Kansas City
4.... 109...QB....Sage Rosenfels.....Iowa State
5.....Choice to St. Louis
5.... 154.WR....Darnerien McCants.....Delaware St.
.....(from Denver through STL)

6.....Choice to Miami
6.... 186...DT....Mario Monds.....Cincinnati
.....(from St. Louis)
7.....Choice to Atlanta through DEN

2002

1.....Choice to Atlanta through Oakland
1.... 32...QB....Patrick Ramsey.....Tulane
.....(from Cleveland through JAX)
2.....Choice to Baltimore
2.... 56...RB....Ladell Betts.....Iowa
.....(from Baltimore)
3.... 79...CB....Rashad Bauman.....Oregon
.....(from Cleveland through JAX)
3.....Choice to St. Louis through KC
3.... 87...WR....Cliff Russell.....Utah
.....(from Baltimore)
4.....Choice to Jacksonville
5.....Choice to NY Jets
5.... 159CB/S....Andre Lott.....Tennessee
.....(from Baltimore)
5.... 160...TE....Robert Royal.....LSU
.....(from NY Jets)
6.... 192...DT....Reggie Coleman.....Tennessee
7.... 230...LS....Jeff Grau.....UCLA
7.... 234...DE....Greg Scott.....Hampton
.....(from NY Jets through NE)
7.... 257...FB....Rock Cartwright.....Kansas State
.....[Compensatory Selection]

2003

1.....Choice to NE through NYJ and CHI
2.... 44...WR....Taylor Jacobs.....Florida
3.....Choice to Houston through NE
3.... 81...G....Derrick Dockery.....Texas
.....(from New England)
4.....Choice to St. Louis
5.....Choice to Jets (from DAL through NE)
5.....Choice to Detroit
6.....Choice to Philadelphia through GB
7.....Choice to Carolina through MIA
7.... 232...QB....Gibran Hamdan.....Indiana
.....(from Miami)

2004

1.... 5....S....Sean Taylor.....Miami (Fla.)
2.....Choice to Denver
3.....Choice to Green Bay through JAX
3.... 81...TE....Chris Cooley.....Utah State
.....From New Orleans
4.....Choice to SF through NE and CHI
5.....Choice to New Orleans
5.... 151...OL....Mark Wilson.....California
.....from Minnesota through NO
6.....Choice to Denver
6.... 180...OL....Jim Molinaro.....Notre Dame
.....from Chicago
7.....Choice to TB through NO and DAL

2005

1.... 9....CB....Carlos Rogers.....Auburn
1.... 25...QB....Jason Campbell.....Auburn
.....(from Denver)
2.....Choice to New Orleans
3.....Choice to Denver
4.....Choice to Minnesota
4.... 120...FB....Manuel White.....UCLA
.....(from Minnesota)
5.....Choice to Philadelphia
5.... 154...LB....Robert McCune.....Louisville
.....(from Minnesota)
6.... 183...LB....Jarred Newberry.....Stanford
7.... 222...FB....Nehemiah Broughton.....The Citadel

2006

1.....Choice to San Francisco via Denver
2.... 35...LB....Rocky McIntosh.....Miami (Fla.)
.....(from NY Jets)
3.....Choice to San Francisco
4.....Choice to Denver
5.... 153...DT....Anthony Montgomery.....Minnesota
6.... 173...S....Reed Doughty.....Northern Colorado
.....(from NY Jets)
6.....Choice to NYJ via NYJ and DAL
6.... 196...DT....Kedric Golston.....Georgia
.....(from Carolina)
7.... 230...OL....Kili Lefotu.....Arizona
7.... 250...LB....Kevin Simon.....Tennessee
.....[Compensatory Selection]

2007

1.... 6....S....LaRon Landry.....LSU
2.....Choice to SD through CHI and NYJ
3.....Choice to Denver
4.....Choice to San Francisco
5.... 143...LB....Dallas Sartz.....USC
6.... 179...LB....H.B. Blades.....Pittsburgh
6.... 205...QB....Jordan Palmer.....UTEP
.....(from Chicago)
7.... 216...TE....Tyler Ecker.....Michigan

2008

1.....Choice to Atlanta
2.... 34...WR....Devin Thomas.....Michigan State
.....(from Oakland through ATL)
2.... 48...TE....Fred Davis.....USC
.....(from Houston through ATL)
2.... 51...WR....Malcolm Kelly.....Oklahoma
3.....Choice to Atlanta
3.... 96...T....Chad Rinehart.....Northern Iowa
.....[Compensatory Selection]
4.....Choice to Denver
4.... 124...CB....Justin Tryon.....Arizona State
.....(from Tennessee)
5.....Choice to Atlanta
6.... 168...P....Durant Brooks.....Georgia Tech
.....(from St. Louis)
6.... 180...S....Kareem Moore.....Nicholls State
.....(from Denver through STL)
6.... 186...QB....Colt Brennan.....Hawaii
7.....Choice to St. Louis
7.... 242...DE....Rob Jackson.....Kansas State
.....[Compensatory Selection]
7.... 249...S....Chris Horton.....UCLA
.....[Compensatory Selection]

2009

1.... 13...LB....Brian Drakpo.....Texas
2.....Choice to Miami
3.... 80...CB....Kevin Barnes.....Maryland
4.....Choice to Detroit through NYJ
5.....Choice to Minnesota
5.... 158...LB....Cody Glenn.....Nebraska
.....(from Minnesota)
6.... 186...LB....Robert Henson.....TCU
7.... 221...FB....Eddie Williams.....Idaho
.....(from Washington through MIN)
7.... 243.WR....Marko Mitchell.....Nevada
.....[Compensatory Selection]

DRAFT HISTORY

2010

1.... 4..... T..... Trent Williams Oklahoma



2..... Choice to Philadelphia
3..... Yielded to supplemental (Jeremy Jarmon)
4.... 103. LB ... Perry Riley LSU
5..... Choice to Atlanta through STL
6.... 174.. FB ... Dennis Morris..... Louisiana Tech
..... (from Washington through MIA)
7..... Choice to St. Louis
7.... 219.. WR.... Terrence Austin..... UCLA
..... (from Miami)
7.... 229.. C.... Erik Cook New Mexico
..... (from New England)
7.... 231... T..... Selvish Capers..... West Virginia
..... (from PHI through DEN and NE)

2011

..... Choice to Jacksonville
1.... 16.... LB ... Ryan Kerrigan Purdue
..... (from Jacksonville)
2.... 41.... OL ... Jarvis Jenkins Clemson
3..... Choice to New Orleans
3.... 79.... WR ... Leonard Hankerson Miami (Fla.)
..... (from Miami)
4..... Choice to Tampa Bay through PHI
4.... 105.. RB ... Roy Helu Nebraska
..... (from Houston)
5..... Choice to Houston
5.... 146... S.... DeJon Gomes Nebraska
..... (from Miami)
5.... 155.. WR ... Niles Paul Nebraska
..... (from New Orleans)
6.... 177.. RB ... Evan Royster..... Penn State
6.... 178.. WR ... Aldrick Robinson SMU
..... (from Houston)
7.... 213.. CB ... Brandyn Thompson..... Boise State
7.... 217.. OL ... Maurice Hurt..... Florida
..... (from Miami)
7.... 224.. LB ... Markus White Florida State
..... (from Indianapolis)
7.... 253.. NT ... Chris Neild West Virginia
..... (Compensatory Selection)

2012

1.... 2..... QB ... Robert Griffin III Baylor
..... (from St. Louis)
1..... Choice to Dallas through STL
2..... Choice to St. Louis
3..... Choice to Buffalo
3.... 71..... G.... Josh LeRibeus SMU
..... (from Buffalo)
4.... 102.. QB ... Kirk Cousins..... Michigan State
4.... 119.. LB ... Keenan Robinson..... Texas
..... (from Pittsburgh)
5.... 141... G.... Adam Gettis Iowa
6.... 173.. RB ... Alfred Morris..... Florida Atlantic
..... (from Minnesota)
6..... Choice to Arizona
6.... 193.... T..... Tom Compton South Dakota
..... (from Pittsburgh)
7.... 213.. CB ... Richard Crawford..... SMU
7.... 217.. CB ... Jordan Bernstine..... Iowa
..... (from Buffalo)

2013

1..... Choice to Atlanta through STL
2.... 51.... CB ... David Amerson N.C. State
3.... 85.... TE ... Jordan Reed Florida
4.... 119.... S.... Phillip Thomas..... Fresno State
5.... 154.. RB ... Chris Thompson..... Florida State
5.... 162.. LB ... Brandon Jenkins..... Florida State
..... (from New England)
6.... 191.... S.... Bacarri Rambo Georgia
7.... 228.. RB ... Jawan Jamison..... Rutgers

2014

1..... Choice to St. Louis
2..... Choice to Dallas
2.... 47.... LB ... Trent Murphy..... Stanford
..... (from Dallas)
3.... 66.... T.... Morgan Moses Virginia
3.... 78.... G.... Spencer Long Nebraska
..... (from Dallas)
4.... 102.. CB ... Bashaud Breeland Clemson
5.... 142.. WR ... Ryan Grant Tulane
6..... Choice to Tennessee
6.... 186.. RB ... Lache Seastunk Baylor
..... (from Tennessee)
7.... 217.. TE ... Ted Bolser Indiana
7.... 228.. K.... Zach Hocker Arkansas
..... (from Tennessee)

2015

1.... 5..... OL ... Brandon Scherff Iowa



2.... 38.... LB ... Preston Smith Mississippi St.
3..... Choice to Seattle
3.... 95.... RB ... Matt Jones..... Florida
..... (from Seattle)
4.... 105.. WR ... Jamison Crowder Duke
..... (from New Orleans through SEA)
4.... 112.... OL ... Arie Kouandjio..... Alabama
5.... 141.. LB ... Martrell Spaight Arkansas
6.... 181.... S.... Kyshoen Jarrett..... Virginia Tech
..... (from NY Jets through SEA)
6.... 182.. CB ... Tevin Mitchell..... Arkansas
6.... 187.. WR ... Evan Spencer Ohio State
..... (from New Orleans)
7.... 222.. C.... Austin Reiter South Florida

2016

1.... 21.... WR ... Josh Doctson TCU
2.... 53.. LB/S... Su'a Cravens USC
3.... 84.... CB ... Kendall Fuller..... Virginia Tech
4..... Choice to New Orleans
5.... 152.. DE ... Matt Ioannidis Temple
..... (from New Orleans)
5..... Choice to NY Jets
6.... 187.. QB ... Nate Sudfeld..... Indiana
..... (from New Orleans)
6..... Choice to Tampa Bay
7.... 232.. LB ... Steven Daniels..... Boston College
..... (from Tampa Bay)
7.... 242.. RB ... Keith Marshall..... Georgia

2017

1.... 17.... DL ... Jonathan Allen Alabama



2.... 49.... LB ... Ryan Anderson Alabama
3.... 81.... CB ... Fabian Moreau UCLA
4.... 114.... RB ... Samaje Perine Oklahoma
..... (from NY Jets)
4.... 123... S.... Montae Nicholson Michigan State
5.... 154.. TE ... Jeremy Sprinkle Arkansas
..... (from New Orleans)
5..... Choice to St. Louis
6.... 199... C.... Chase Roullier Wyoming
..... (from Minnesota)
6..... Choice to Minnesota
6.... 209.. WR ... Robert Davis Georgia State
..... (from Houston)
7.... 230.. LB ... Josh Harvey-Clemons..... Louisville
..... (from Philadelphia through MIN)
7.... 235.. CB ... Joshua Holsey Auburn

2018

1.... 13.... DL ... Daron Payne Alabama
2..... Choice to San Francisco
2.... 59.... RB ... Derrius Guice LSU
..... (from New Orleans through SF)
3.... 74.... T.... Geron Christian Louisville
..... (from San Francisco)
3..... Choice to Kansas City
4.... 109... S.... Troy Apke Penn State
..... (from San Francisco through DEN)
4..... Choice to Denver
5..... Choice to Denver
5.... 163.. OL ... Tim Settle Virginia Tech
..... (from Atlanta through DEN)
6..... Choice to Cleveland
6.... 197.. LB ... Shaun Dion Hamilton Alabama
..... (from Carolina through LAR)
7..... Choice to LA Rams
7.... 241.. CB ... Greg Stroman Virginia Tech
..... (from LA Rams)
7.... 256.. WR ... Trey Quinn SMU
..... (from Atlanta through LAR)

2019

1.... 15.... QB ... Dwayne Haskins Ohio State
1.... 26.... LB ... Montez Sweat Mississippi State
..... (from Indianapolis)
2..... Choice to Indianapolis
3.... 78... WR ... Terry McLaurin..... Ohio State
4.... 112.. RB ... Bryce Love Stanford
..... (from Buffalo)
4.... 114.... G.... Wes Martin Indiana
..... (from Kansas City through Buffalo)
5.... 153... C.... Ross Pierschbacher Alabama
5.... 173.... LB ... Cole Holcomb North Carolina
..... (Compensatory Selection)
6.... 208.. WR ... Kelvin Harmon North Carolina State
..... (Compensatory Selection)
7.... 227.. CB ... Jimmy Moreland James Madison
7.... 253.. LB ... Jordan Brailford Oklahoma State
..... (Compensatory Selection)

DRAFT HISTORY

2020

1....	2....	DE....	Chase Young.....	Ohio State
2....	34.....		Choice to Indianapolis	
3....	66....	RB....	Antonio Gibson.....	Memphis
4....	108....	T....	Saahdiq Charles.....	LSU
4....	142.	WR....	Antonio Gandy-Golden.....	Liberty
5....	148.....		(Compensatory Selection)	
5....	148.....		Choice to Carolina	
5....	156....	C....	Keith Ismael.....	San Diego St.
5....	162....	LB....	Khaleke Hudson.....	(from San Francisco)
5....	162....	LB....	Khaleke Hudson.....	Michigan
6....	181.....		(from Seattle)	
6....	181.....		Choice to Denver	
7....	216....	S....	Kamren Curl.....	Arkansas
7....	229....	DE....	James Smith Williams.....	NC State
			(from Denver)	



DRAFT HISTORY

FIRST SELECTIONS: PRE-COMMON DRAFT

Year	Rd.	Pos.	Player	School
1936	1	QB	Riley Smith	Alabama
1937	1	QB	Sammy Baugh	TCU
1938	1	B	Andy Farkas	Detroit
1939	1	T	I.B. Hale	TCU
1940	1	B	Ed Boell	NYU
1941	1	B	Forrest Evashevski	Michigan
1942	1	B	Ordan Sanders	Texas
1943	1	B	Jack Jenkins	Missouri
1944	1	B	Mike Micka	Colgate
1945	1	B	Jim Hardy	USC
1946	1	B	Cal Rossi	UCLA
1947	1	B	Cal Rossi	UCLA
1948	1	B	Harry Gilmer	Alabama
1949	1	FB	Rob Goode	Texas A&M
1950	1	HB	George Thomas	Oklahoma
1951	1	FB	Leon Heath	Oklahoma
1952	1	QB	Larry Isbell	Baylor
1953	1	QB	Jack Scarbath	Maryland
1954	1	TE	Steve Meilinger	Kentucky
1955	1	QB	Ralph Guglielmi	Notre Dame
1956	1	RB	Ed Vereb	Maryland
1957	1	FB	Don Bosseler	Miami
1958	2	RB	Mike Sommer	G. Washington
1959	1	QB	Don Allard	Boston College
1960	1	QB	Richie Lucas	Penn State
1961	1	QB	Norman Snead	Wake Forest
1962	1	RB	Ernie Davis	Syracuse
1963	1	TE	Pat Richter	Wisconsin
1964	1	RB	Charley Taylor	Arizona State
1965	2	T	Bob Breitenstein	Tulsa
1966	1	K	Charlie Gogolak	Princeton



Sean Taylor


FIRST SELECTIONS: COMMON DRAFT ERA

Year	Rd.	Pos.	Player	School
1967	1	FB	Ray McDonald	Idaho
1968	1	DB	Jim Smith	Oregon
1969	2	DB	Eugene Epps	UTEP
1970	2	DE	Bill Brundige	Colorado
1971	2	WR	Cotton Speyrer	Texas
1972	8	RB	Moses Denson	Maryland
1973	5	G	Charles Cantrell	Lamar
1974	6	TE	Jon Keyworth	Colorado
1975	5	RB	Mike Thomas	UNLV
1976	5	T	Mike Hughes	Baylor
1977	4	DE	Duncan McColl	Stanford
1978	6	RB	Tony Green	Florida
1979	4	TE	Don Warren	San Diego State
1980	1	WR	Art Monk	Syracuse
1981	1	T	Mark May	Pittsburgh
1982	2	CB	Vernon Dean	San Diego State
1983	1	CB	Darrell Green	Texas A&I
1984	2	DT	Bob Slater	Oklahoma
1985	2	CB	Tory Nixon	San Diego State
1986	2	DE	Markus Koch	Boise State
1987	2	CB	Brian Davis	Nebraska
1988	2	K	Chip Lohmiller	Minnesota
1989	3	DT	Tracy Rucker	Auburn
1990	2	LB	Andre Collins	Penn State
1991	1	DT	Bobby Wilson	Michigan State
1992	1	WR	Desmond Howard	Michigan
1993	1	CB	Tom Carter	Notre Dame
1994	1	CB	Heath Shuler	Tennessee
1995	1	WR	Michael Westbrook	Colorado
1996	1	T	Andre Johnson	Penn State
1997	1	DE	Kenard Lang	Miami
1998	2	TE	Stephen Alexander	Oklahoma
1999	1	CB	Champ Bailey	Georgia
2000	1	LB	LaVar Arrington	Penn State
2001	1	WR	Rod Gardner	Clemson
2002	1	QB	Patrick Ramsey	Tulane
2003	2	WR	Taylor Jacobs	Florida
2004	1	S	Sean Taylor	Miami
2005	1	CB	Carlos Rogers	Auburn
2006	2	LB	Rocky McIntosh	Miami
2007	1	S	LaRon Landry	Louisiana State
2008	2	WR	Devin Thomas	Michigan State
2009	1	LB/DE	Brian Orakpo	Texas
2010	1	T	Trent Williams	Oklahoma
2011	1	LB	Ryan Kerrigan	Purdue
2012	1	QB	Robert Griffin III	Baylor
2013	2	CB	David Amerson	N.C. State
2014	2	LB	Trent Murphy	Stanford
2015	1	OL	Brandon Scherff	Iowa
2016	1	WR	Josh Doctson	TCU
2017	1	OL	Jonathan Allen	Alabama
2018	1	OL	Da'Ron Payne	Alabama
2019	1	QB	Dwayne Haskins	Ohio State
2020	1	DE	Chase Young	Ohio State

HALL OF FAMERS

Since the Pro Football Hall of Fame opened its doors in Canton, Ohio, on Sept. 7, 1963, 318 players/coaches/administrators have been selected for enshrinement into the Pro Football Hall of Fame. Washington has 31 members enshrined, including most recently general manager Bobby Beathard in 2018.

INDUCTEE	POSITION/ROLE	REDSKINS TENURE	INDUCTION
Sammy Baugh	QB	1937-52	Charter Member in 1963
Earl "Curly" Lambeau	Coach	1952-53	Charter Member in 1963
George Preston Marshall	Founder	1932-1969	Charter Member in 1963
Bill Dudley	RB	1950-51, 53	Inducted in 1966
Cliff Battles	RB	1932-37	Inducted in 1968
Wayne Millner	E	1936-41, 45	Inducted in 1968
Turk Edwards	T	1932-40	Inducted in 1969
Vince Lombardi	Coach	1969	Inducted in 1971
Ray Flaherty	Coach	1937-42	Inducted in 1976
David "Deacon" Jones	DE	1974	Inducted in 1980
Sam Huff	LB	1964-67, 69	Inducted in 1982
Sonny Jurgensen	QB	1964-74	Inducted in 1983
Bobby Mitchell	FL	1962-68	Inducted in 1983
Charley Taylor	WR	1964-77	Inducted in 1984
Ken Houston	S	1973-80	Inducted in 1986
Stan Jones	DT	1966	Inducted in 1991
John Riggins	RB	1976-79, 81-85	Inducted in 1992
Joe Gibbs	Coach	1981-92, 2004-06	Inducted in 1996
Paul Krause	S	1964-67	Inducted in 1998
George Allen	Coach	1971-77	Inducted in 2002
Darrell Green	CB	1983-2002	Inducted in 2008
Art Monk	WR	1980-93	Inducted in 2008
Bruce Smith	DE	2000-03	Inducted in 2009
Russ Grimm	OG	1981-91	Inducted in 2010
Deion Sanders	CB	2000	Inducted in 2010
Chris Hanburger	LB	1965-78	Inducted in 2011
Dave Robinson	LB	1973-74	Inducted in 2013
Andre Reed	WR	2000	Inducted in 2014
Dick Stanfel	G	1956-58	Inducted in 2016
Jason Taylor	DE	2008	Inducted in 2017
Bobby Beathard	General Manager	1978-88	Inducted in 2018



Bobby Mitchell (Class of 1983)



Art Monk (Class of 2008)

IMPORTANT DATES

The Start - July 9, 1932

George P. Marshall headed a group (Vincent Bendix, Jay O'Brien, Dorland Doyle) that bought a National Football League franchise in Boston. They contracted to play in Braves Field, home of the National League Baseball team, and were called "The Braves."

The Name

The Boston Gridders moved to Fenway Park, home of the American League Red Sox, and "The Braves" became "The Redskins."

The Franchise - Feb. 13, 1937

The Washington Redskins were officially born as the National Football League approved the transfer of the Boston Redskins franchise to Washington, D.C., and a new history began.

The Band - Aug. 9, 1937

The famed Redskins Band was founded and it was the first of its kind.

First Victory - Sept. 16, 1937

The First Game! The Franchise's Thursday night opener drew 19,941 fans to flood-lighted Griffith Stadium. Riley Smith scored on a 60-yard interception return, while the team added two field goals and an extra point to make the final score - Washington 13, Giants 3.

First Title - Dec. 5, 1937

Ten thousand fans stomped up Broadway behind the brass band following the franchise's first title. In the game, Sammy Baugh completed 11-of-15 passes, while Cliff Battles had touchdown runs of 75 and 76 yards as the team routed the Giants, 49-14, for the Eastern Championship.

World Champs! - Dec. 12, 1937

Freezing weather, frozen field and the icy-nerved Bears couldn't stop Sammy Baugh (center below). He completed 17-of-33 passes for 335 yards and three touchdowns. Wayne Millner (right), the all-time Notre Dame great, finished with nine catches for 160 yards, including 77- and 55-yard touchdowns.



Westward Ho! - Aug. 2, 1939

Washington set forth on their first coast-to-coast football training trip. Training site: Eastern State Normal School in Cheney, Wash.

Zero Hour - Oct. 1, 1939

Washington and the NY Giants battled in the mud and rain as the outcome wound up being a scoreless tie, the only scoreless tie in Washington history.

Record Pass - Oct. 15, 1939

From the kick formation and standing deep in the end zone, Frank Filchock flipped a pass to Andy Farkas who went all the way for the touchdown. It was the longest pass play in National Football League history, 99 yards.

East Champs - Dec. 1, 1940

Miniature-sized Davey O'Brien of the Eagles completed 33 passes in 60 attempts, but Washington won 13-6 to clinch the Eastern Championship.

73-to-0hhh! - Dec. 8, 1940

Despite Washington gaining the same number of first downs as the Bears in the World Championship Game at Griffith Stadium, the team lost 73-0.

California - Aug. 18, 1941

Washington brought pro football on a large scale to California for the first time. They established training quarters in San Diego at Brown Military Academy.

Title Escapes - Nov. 23, 1941

There were 50 seconds to go in the Eastern Championship Game and Washington held a 13-10 lead, but the Giants managed to score a field goal and a touchdown to win, 20-13.

Only Loss - Sept. 27, 1942

The Giants are unable to convert a first down, gained only ONE yard rushing and completed just ONE pass — but it was good for a touchdown. They then captured another touchdown on an interception and Washington suffered their only 1942 defeat, 14-7.

World Champs! - Dec. 13, 1942

The Bears took an early lead on an errant pass from center, but Sammy Baugh's 85-yard quick kick set them back on their heels. Wilbur Moore then made a vital interception and followed with a sensational catch for a 38-yard touchdown. Andy Farkas capped the victory by carrying the ball 10 of 12 times on an 80-yard touchdown drive. Score: 14-6.

Runner Up - Dec. 26, 1943

Sam Baugh suffered a concussion early, tackling Sid Luckman on a punt return and the Bears went on to win the NFL title, 41-21.

To a T - July 30, 1945

Washington abandoned their double-wing formation and adopted the T-formation.

East Champs - Dec. 9, 1945

Washington had two straight shutouts, the first coming against the Steelers, 24-0, on Dec. 2 and the team defeated the Giants, 17-0, en route to an Eastern title.

One Point Shy - Dec. 16, 1945

In subzero weather, Washington lost the world title to the Rams, 15-14, on freakish plays. Baugh's pass from the end zone hit the goal-post for a safety (no longer allowed); and Bob Waterfield's try-for-point hit the crossbar and bounced over.

Charity Game - Sept. 6, 1946

The inaugural Washington-Rams game benefiting the Los Angeles Times Charities, Inc. drew 68,188 to Memorial Coliseum and netted the Times Boys Club \$96,711.23.

High Note - June 13, 1947

The Redskins Band performed at the Philadelphia Inquirer's Famed Festival of Music alongside Whiteman, Waring and the Philharmonic.

IMPORTANT DATES

Champs Trumped - Nov. 23, 1947

Fans cheered on Sam Baugh who thanked them with six touchdown tosses, routing the previous-champion Cards, 45-21.

First on TV - June 14, 1950

American Oil announced plans to televise all Washington games - no other pro teams were on TV.

Baugh-to-Bach - Oct. 10, 1954

Dr. Howard Mitchell led his National Symphony Orchestra at mid-field in a halftime show.

TD Torrent - Oct. 1, 1955

Twenty-one points in 137 seconds! The Eagles led 16-0 in the 3rd quarter when Brito recovered a fumble on the Eagles' 32 and LeBaron then passed to Janowicz for the touchdown. Torgeson recovered a fumble on Eagles 13 and Janowicz went on to score. Washington won, 31-30.

The Alumni - Oct. 15, 1958

The Redskins Alumni Association was established. Twenty-three former players residing here adopted a formal constitution and bylaws. They invited all non-resident ex-Redskins to join.

New Home - Dec. 12, 1958

Washington signed a 30-year lease to play in a proposed D.C. Stadium that Congress gave the go-ahead to build.

Home Debut - Oct. 1, 1961

The first game in the new D.C. Stadium drew 37,767. Washington failed to hold a 21-7 lead and the Giants won, 24-21.

Redskins Trade for Mitchell - Dec. 14, 1961

Washington finalize an agreement to send their 1962 first overall draft pick, Heisman trophy winning back Ernie Davis, to the Cleveland Browns in exchange for future Pro Football Hall of Famer Bobby Mitchell.

Four of a Kind - Dec. 17, 1961

Dick James scored four touchdowns to set the Washington single game scoring record in a 34-24 win over Dallas.

Sonny and Sam - 1964

Washington stunned the public by trading QB Norm Snead to the Eagles for veteran QB Sonny Jurgensen. The team then repeated the performance by shipping favorite Dick James to New York for Sam Huff.

A Sunny Day - Oct. 11, 1964

Sonny Jurgensen out-duelled Norm Snead by throwing four touchdowns against the Eagles in the first meeting of the traded quarterbacks.

Record Rally - Nov. 28, 1965

Sonny Jurgensen sparked the then-largest comeback win in team history. Down 21-0, Washington recorded a 34-31 victory over the Cowboys as Sonny passed for over 400 yards and three touchdowns.

Graham Era - Jan. 25, 1966

Washington hired former Cleveland star, Otto Graham, as their Head Coach and General Manager.

TD Jamboree - Nov. 27, 1966

Washington and the NY Giants scored the most points in NFL history as they tied or set many team and league records in Washington's rout of New York, 72-41.

Record Breakers - 1967

Sonny Jurgensen set new Washington and NFL passing records for most attempts, completions, and yards in a season. Receivers Charley Taylor, Jerry Smith and Bobby Mitchell finished first, second and fourth in the League; it was the highest ever by receivers on the same team.

Lombardi Hired - Feb. 7, 1969

The unbelievable happened - Vince Lombardi left Green Bay to become the head coach of Washington.

George Preston - Aug. 9, 1969

George Preston Marshall, founder of the Washington Redskins, died at his home at the age of 72.

A Winning Season - Dec. 14, 1969

Washington defeated New Orleans by a score of 17-14 to ensure their first winning season since 1955. The victory also continued Coach Lombardi's record of never having coached a losing NFL team.

Lombardi Dies - Sept. 3, 1970

The sports world grieves the death of Vincent T. Lombardi, Head Coach and Executive Vice President of the Redskins.

1,000-Yard Club - Dec. 13, 1970

Larry Brown, on the second offensive play of the game against the Eagles and needing four yards to break the 1,000-yard barrier, gained 12 yards to become the first Washington player in history to become a member of the 1,000-yard club.

NFL Rushing Champ - Dec. 20, 1970

Larry Brown ended the season as the top rusher in the NFL with a total of 1,125 yards on 237 attempts for a 4.7 avg. He was the first Washington player since Cliff Battles in 1937 to win the rushing title.

Allen Hired - Jan. 6, 1971

George Allen, winningest coach in the NFC, was named the Redskins' Head Coach and General Manager.

A New Home - June 2, 1971

Groundbreaking ceremonies were held for the Redskins new home, Redskins Park, near Dulles Airport.

Future is Now - 1971

Allen guided Washington to the most wins, nine, in 29 years with a 9-4-1 record. It was the first time in 29 years that the Redskins earned a championship playoff game.

Coach of the Year - 1971

George Allen was voted NFL and NFC "Coach of the Year."

NFC Champions - 1972

Washington won their first title in 30 years with a convincing 26-3 win over the defending World Champion Dallas Cowboys in RFK Stadium, following a 16-3 playoff victory over Green Bay. Washington lost 14-7 to Miami in Super Bowl VII in the L.A. Coliseum.

Player of Year - 1972

Larry Brown, honored by all selections as NFL "Player of Year," won NFC rushing title by setting a new Washington rushing record with his 1,216 yards.

NFC Coach of the Year - 1972

For a second year in a row, George Allen awarded "Coach of Year" honors.

IMPORTANT DATES

4th Straight Playoffs - 1974

For the fourth consecutive year, George Allen's "Over the Hill Gang" reached the playoffs.

Jurgensen Retires - May 1, 1975

Quarterback Sonny Jurgensen retired after playing for 18 seasons in the NFL, 11 in a Washington uniform.

All-Time Receiver - Dec. 21, 1975

Washington wide receiver Charley Taylor became the all-time receptions leader in NFL history with his 634th career catch coming against the Eagles in the season's finale.

Milton King Dies - Jan. 23, 1976

Milton King, vice president and treasurer of the Redskins, died at the age of 85.

Return to Playoffs - 1976

By winning the final four games, including wins at Dallas and at St. Louis, Washington made the playoffs for the fifth time in six years under Allen.

Pardee Hired - Jan. 24, 1978

Jack Pardee, former Washington player and coach, was named the 19th head coach in Washington history.

Presidential Visit - Oct. 2, 1978

President Jimmy Carter became the second President ever to attend a regular season NFL game when he and Mrs. Carter, along with son Chip and wife Caron, saw the Monday night Cowboys-Washington clash.

Off to the Races - 1978

With the first six games, including wins over rivals Dallas and St. Louis and playoff bound New England, Washington enjoyed their best start in over 35 years.

Good News, Bad News - 1979

The 10-6 record was the ninth consecutive year that Washington finished .500 or better. Both the division title and wild card playoff game were lost in the final seconds of the game in Dallas, 35-34.

100 Straight - 1980

Washington extended the NFL's longest consecutive streak of sellouts to 100, dating back to 1966.

Gibbs Hired - Jan. 13, 1981

Joe Gibbs, offensive coordinator of the San Diego Chargers, became the 20th head coach in Washington history.

Finishing Kick - 1981

Victorious in 8 of their final 11 games, Coach Gibbs and his Washington club set or tied 13 club records.

Huff Inducted - Aug. 7, 1982

Former Washington and NY Giant Sam Huff was inducted into the Pro Football Hall of Fame.

A New Beginning - Sept. 12, 1982

With the 0-5 start of a year ago, the 0-4 preseason fresh on everyone's mind, Mark Moseley lifted the burden with a 26-yard overtime field goal to give Washington a victory over Philadelphia. Moseley had only minutes earlier sent the game into overtime with a 48-yard field goal.

Hogs Take Their Bows - Jan. 15, 1982

The celebrated Hogs created enough holes in the Viking defense for John Riggins to plow for a Washington playoff record 185 yards, leading Washington to a 21-7 win and a spot in the NFC Championship. Before leaving the game, Riggins

gallantly bowed to the 54,000-plus Washington faithful who roared in approval.

Strike! - Sept. 21, 1982

The NFL players walked out in a strike that would last until Nov. 17. In all, eight games were missed, seven cancelled.

Holy Moseley! - Dec. 19, 1982

With time running out, the game on the line, with an NFL record at stake, Mark Moseley beat the Giants by booting his 21st straight field goal in a snowy RFK Stadium. The kick broke Garo Yepremian's record of 20 consecutive field goals made and gave Washington a 15-14 win. Also, in the game, John Riggins became only the fifth back in NFL history to exceed 2,000 carries (Payton, Simpson, Brown, and Harris are the others).

A Whitewash - Jan. 2, 1983

For the first time since 1980, Washington posted a shutout by beating the Cardinals 28-0. Their 8-1 record was the best in the NFC, giving them home-field advantage throughout the playoffs. The 128 points given up by the Washington defense is the fewest in the NFL.

Sweet Revenge - Jan. 22, 1983

Washington avenged their only loss of the season, setting back the Cowboys, 31-17, to reach their second Super Bowl, and first in 10 years.

Super Bowl Win! - Jan. 30, 1983

Washington won Super Bowl XVII downing the Dolphins 27-17. Their win streak reached eight, and 15 of 16 and 20 of 24 over two seasons. Jack Kent Cooke accepted the Super Bowl Trophy from Pete Rozelle in the locker room as MVP Riggins boasts, "Ron may be President, but for tonight, I'm King." The team's 12-1 record was the fifth best NFL mark in the last 50 years, and their best ever.

Hails from the Chief - Jan. 31, 1983

President Reagan and Mrs. Reagan were at Dulles Airport to greet the World Champions as they arrived back from California.

Parade of Stars - Feb. 3, 1983

The entire city of Washington celebrated as the team paraded before some 500,000 fans in a downtown ceremony amidst pouring rain. Coach Gibbs holds up the Super Bowl Trophy and proclaimed, "This is for you."

High Honors - 1983

Joe Gibbs was named Coach of the Year. Mark Moseley was the first special teams player in history named NFL MVP by Associated Press, Joe Theismann was Miller Man of the Year, and five Washington players (the most since 1972) were named to the Pro Bowl: Moseley, Theismann, Tony Peters, Charlie Brown and Mike Nelms. Later, Bobby Beathard was named Executive of the Year. And Riggins, who had four straight 100-yard rushing playoff games, the first ever to do so, won a car as Super Bowl MVP.

Jurgy to Mitch - July 30, 1983

Former Washington greats — quarterback Sonny Jurgensen and receiver Bobby Mitchell — were inducted into Pro Football's Hall of Fame.

Monday Night Fever - Oct. 1, 1983

Washington lost 48-47, in the highest scoring game in night football history. Washington and the Packers combined for over 1,000 yards of total offense.

IMPORTANT DATES

The Diesel Keeps On Trucking - Nov. 20, 1983

John Riggins set an NFL record as his consecutive games with rushing touchdowns reached 12 while notching his 19th touchdown of the year to tie that NFL mark. John's streak ended at 13 consecutive games while he went on to establish an NFL record 24 touchdowns.

Doomsday Showdown - Dec. 11, 1983

Dressed in army fatigues, Washington marched into Dallas to do battle. The result was a convincing 31-10 victory in Dallas to gain sole possession of first place in the NFC East. It was a game that saw Tony Dorsett held to 34 yards on 14 carries (one yard on five carries in the second half) and scores from four different Washington players.

Alone on a Hill - Dec. 17, 1983

For the second year in a row, Washington finished with the best record in the NFL. Their 31-22 victory over the Giants capped a remarkable 14-2 regular season. It was the first time in the history of the League that an NFC team compiled so many victories.

One-Two Punch - 1983

Mark Moseley's NFL kick scoring record of 161 points, and Riggins' total of 144 points, topped the entire NFL. It was the first time since 1951 that the number one and two scorers played on the same team. Their total of 305 points surpassed the totals of eight other clubs.

Ring Out the Rams - Jan. 1, 1984

Washington rang in the New Year by drubbing the L.A. Rams 51-7 in the most lopsided playoff game in 26 years. The team set or tied 13 club playoff marks with the 44-point margin of victory, the greatest in the 47-year history of the club.

Three of a Kind - 1985

The 10 victories marked a third consecutive season that Washington won 10 or more games, equaling a club-best streak set from 1972-74. The 35 wins in those three seasons were a club record for wins over a three-year period. Threes were also meaningful for offensive linemen Joe Jacoby and Russ Grimm, who each earned a third consecutive trip to the Pro Bowl. Receiver Art Monk (91 catches) went for a second straight time.

Happy Birthday - Feb. 13, 1986

The Washington entered their 50th season in the Nation's Capital, celebrating the franchise's move from Boston to Washington.

Rally Ho - 1986

Headed by Coach Ray Flaherty of the 1937 World Champions, former players and coaches gathered to kickoff the 1986 season.

Little Mr. Big - Oct. 27, 1986

WR Gary Clark accounted for 241 receiving yards (on 11 catches) to break teammate Art Monk's club record on Monday Night TV.

Showdown - Nov. 23, 1986

Eager to avenge their first loss of 1986, Washington came out smokin' against Dallas. The 34-0 first half lead marked the most points the Cowboys had ever allowed in a single half of play. The Washington 41-14 win was their most points ever against the Cowboys.

Gibbs Gets #70 - Jan. 3, 1987

Head Coach Joe Gibbs became the winningest coach in Washington history, gaining his 70th win as the team defeated the Bears 27-13 in a divisional playoff.

A Giant Step - Jan. 11, 1987

With 15 new faces on the roster, Washington played in their third NFC Championship game in five years.

Pro Bowlers, Again - Feb. 1, 1987

Hogs Russ Grimm and Joe Jacoby returned to the Islands of Hawaii for the fourth consecutive season. Joined by Art Monk, Darrell Green, Gary Clark, Dexter Manley, and Jay Schroeder, Washington equaled a club record seven participants in the annual classic.

NFLPA Strike - 1987

NFL players walked out following the second week of the regular season.

Perfect - Oct. 19, 1987

Washington "replacement" players closed out their season with a perfect 3-0 mark. The team held on to defeat Dallas, 13-7, in Texas Stadium.

Relief Pitcher - Dec. 26, 1987

Quarterback Doug Williams connected on 11-of-22 for 217 yards and two touchdowns in Minnesota. The 27-24 overtime victory is highlighted by a Ricky Sanders 51-yard catch-and-run to force sudden death. Haji-Sheikh kicks the game winner.

The Bear Facts - Jan. 10, 1988

For the second consecutive season, Washington traveled to Chicago for a divisional playoff game. After trailing 14-0 in the second quarter, the team rallied to win 21-17. Darrell Green provided the game-winning points on an electrifying 52-yard punt return, as Washington advanced to the NFC Championship Game for the fourth time in six seasons.

NFC Champs! - Jan. 17, 1988

Washington defeated Minnesota, 17-10, as Doug Williams connected with Gary Clark to break a 10-10 fourth quarter deadlock. Washington became the first team to advance to the Super Bowl three times in the 1980s.

World Champs! - Jan. 31, 1988

Twenty Super Bowl records were broken en route to a 42-10 decision over the Denver Broncos. Quarterback Doug Williams is named the game's MVP as he connected on 18-of-29 for a record 340 yards. His four touchdown passes tie another record as the team scores five times in five possessions in the second quarter alone.

100 Wins - Dec. 10, 1989

Joe Gibbs registered his 100th career win as head coach of Washington as the team defeated San Diego, 26-21. Only six other coaches reached 100 wins faster than Gibbs.

Monk Moves Up - Dec. 10, 1989

Art Monk moved into third place on the all-time NFL receiving list, ahead of friend and receivers coach Charley Taylor, in Washington's 26-21 win vs. San Diego.

A Lion of a Comeback - Nov. 4, 1990

Washington equaled the greatest comeback in club history with a 41-38 overtime win at Detroit. Down by 21 points in the third quarter and 17 points entering the fourth, Jeff Rutledge rallied the team by passing for 363 second-half yards (30-42). The game winning points came on a Chip Lohmiller 34-yard field goal in overtime.

IMPORTANT DATES

700 Catches - Nov. 18, 1990

Art Monk became only the third player in NFL history to catch 700 passes when he hauled in four receptions against the Saints in RFK.

Ring in the New Year - Jan. 5, 1991

Washington pushed their playoff record to 12-3 under Joe Gibbs with a solid team effort 20-6 win over the Eagles at Veterans Stadium.

Perfect Start - 1991

For the first time in franchise history, Washington opened the year with 11 straight victories.

One of the Best - 1991

Washington became only the sixth team in NFL history to record 17-or-more wins in a single season by posting a 17-2 overall mark (best in team history).

Hog Protection - 1991

In 16 games, the "Hogs" allowed a league-low and club-record nine sacks. It was the third lowest total in NFL history.

A Class Act - Dec. 22, 1991

Art Monk becomes only the second player in NFL history to catch 800 passes when he caught five passes in the season finale at Philadelphia.

NFC Champs - Jan. 12, 1992

For the fourth time under Joe Gibbs, and the fifth time in franchise history, Washington returned to the Super Bowl with a 41-10 win over Detroit in the NFC title game.

World Champs! - Jan. 26, 1992

Washington claimed their third Super Bowl win under Gibbs. The team knocked out Buffalo 37-24 and Mark Rypien was named Super Bowl MVP after completing 18 passes and throwing two touchdowns. Gary Clark and Art Monk both caught seven passes, with Clark gaining 114 yards and one TD, and Monk adding 113 yards. Brad Edwards had two interceptions and the defense sacked Bills QB Jim Kelly five times.



Pro Bowl Record - Feb. 2, 1992

Washington set a club record with eight players earning a selection to the Pro Bowl. Jim Lachey and Darrell Green were named starters, while Gary Clark, Chip Lohmiller, Charles Mann, Earnest Byner and Mark Schlereth also were named to the NFC squad.

New Redskin Park Opens - Aug. 24, 1992

Washington moved into their new training complex set on a picturesque 160 acres in Loudoun County, Va. The building is more than 70,000 square feet to complement four practice fields.

Monk is #1 - Oct. 12, 1992

Art Monk became the NFL's all-time leading pass receiver against Denver on Monday Night in Week 5. His 820th career catch was a 10-yarder with 3:12 remaining in the 4th quarter.

Joe Gibbs Resigns - March 5, 1993

After 12 seasons guiding Washington to four Super Bowls, three titles, a 16-5 playoff mark and a 140-65 career record, Joe Gibbs stepped down as head coach. Richie Petitbon is hired as the 21st coach in club history.

Turner Hired - Feb. 2, 1994

Norv Turner, offensive coordinator of the Dallas Cowboys, became the 22nd coach in team history.

Coleman Becomes All-Time Leader - Oct. 9, 1994

Linebacker Monte Coleman played in his 206th career game breaking Art Monk's team record for games played. Monte, tied with Sammy Baugh for most seasons as a member of the organization with 16, ended his career with 216 games played. Darrell Green would take over the record in 1998.

Pro Bowl - 1994

Linebacker Ken Harvey and punter Reggie Roby earned selection to the NFC squad. Harvey led the NFC in sacks with 13.5 and Roby became the first Washington punter selected to the Pro Bowl since Sam Baker in 1958.

BIG Upset Wins - Oct. 1, 1995

Washington's 27-23 win over 13-point favorite Dallas was the team's biggest upset win since defeating the Cowboys, 34-31, on December 11, 1966. The team was 17-point underdogs in the rematch at Texas Stadium, but came up with a 24-17 win. It was the biggest upset win in the NFL since 1980.

Pro Bowlers - 1995

Linebacker Ken Harvey earned his second straight starting assignment in the Pro Bowl, while kick/punt returner Brian Mitchell was honored with his first Pro Bowl selection. Mitchell led the NFC in kickoff returns with a 25.6-yard average and was second in the NFL in punt returns (12.6-yard average).

New Stadium - March 13, 1996

Washington owner Jack Kent Cooke, Maryland Gov. Parris N. Glendening and Prince George's County Executive Wayne Curry signed a contract paving the way for the immediate start of construction for the new home of the team in Prince George's County.

Gibbs To Hall - July 27, 1996

Joe Gibbs is inducted into the NFL Hall of Fame.

Allen Passes Riggo - 1996

Terry Allen rushed past John Riggins' single-season rushing record, gaining 1,353 yards. Allen also led the NFL in touchdowns with 21 TDs.

Pro Bowlers - 1996

Washington sent their largest amount of representatives to the Pro Bowl since the 1991 season, when running back Terry Allen, quarterback Gus Frerotte, cornerback Darrell Green, linebacker Ken Harvey and punter Matt Turk made the trip to Hawaii.

So Long RFK - Dec. 16, 1996

Washington played their final home game at Robert F. Kennedy Memorial Stadium against the Dallas Cowboys. With greats from the past on hand, the team defeated the Cowboys 37-10. Washington finished 17-3 at RFK, including 11-1 in the playoffs.

IMPORTANT DATES

Jack Kent Cooke Passes Away - April 6, 1997

Jack Kent Cooke, only the second owner in team history, died of congestive heart failure at the age of 84. At his memorial service, John Kent Cooke, Sr. announced the new stadium would be called Jack Kent Cooke Stadium.

Big Jack Opens - Sept. 14, 1997

The team christens Jack Kent Cooke Stadium in style with a 19-13 overtime win over the Arizona Cardinals. In overtime, rookie Kenard Lang forced a fumble that was recovered at the Cardinals 35-yard line. Two plays later Gus Frerotte threw a 40-yard scoring strike to a leaping Michael Westbrook in the end zone.

Green is Tops - Dec. 13, 1997

Cornerback Darrell Green played in his 217th career game as a Washington player breaking Monte Coleman's team record for games played.

Pro Bowlers - 1997

Darrell Green earns his seventh Pro Bowl selection in his 15th season. He is also joined by fellow cornerback Cris Dishman, while linebacker Ken Harvey is selected for the fourth straight year and punter Matt Turk makes his second straight appearance.

Mitchell Joins Brown - 1998

Brian Mitchell led the NFL in total combined net yards for the fourth time joining Hall of Famer Jim Brown as the only players in NFL history to lead the league in total combined net yards four times.

Skip-In to the End Zone- Dec. 13, 1998

Rookie running back Skip Hicks sets a club rookie record with eight rushing touchdowns, breaking Don Bosseler's record of seven set in 1957.

Organization is Sold - May 25, 1999

Daniel M. Snyder gained unanimous approval [31-0] from league owners to become the fourth owner in franchise history. Snyder buys the team for a record \$800 million - the most ever for an American sports franchise.

Welcome to FedExField - Nov. 21, 1999

The organization partners with Federal Express Corporation, re-naming Jack Kent Cooke Stadium, FedExField.

Winning the East - Dec. 26, 1999

Washington overcame a 10-point fourth quarter deficit to defeat the 49ers 26-20 in overtime. The win gave the team their first NFC East crown since 1991.

Records Fall - 1999

Brad Johnson completed the season with 316 completions - most ever by a Washington player. His 4,005 yards and 519 attempts are second in club history. Stephen Davis' 1,405 yards are the most ever by a Washington player. He led all NFC rushers, and earned his first birth to the Pro Bowl. Darrell Green increases his team records with his 50th interception and played in his 250th game.

Leadership Council - Jan. 2000

Owner Daniel M. Snyder introduced the Washington Redskins Leadership Council, the Redskins' foundation.

Homeward Bound - July 20, 2000

The team opens training camp at home for the first time, welcoming fans to the team facility in Ashburn, Va.

Alumni Recognized - Aug. 24, 2000

Alums Joe Gibbs, Dexter Manley and Art Monk are inducted into the Ring of Fame.

Turner Out, Robiskie In - 2000

Norv Turner was dismissed as Head Coach after 13 games. Terry Robiskie was named interim head coach to finish out the season on Dec. 4, 2000.

Centers Sets Mark - Dec. 24, 2000

Larry Centers became the NFL's all-time leader in catches by a running back with 685 receptions.

Smith "Sacks" the Record Books - Dec. 24, 2000

Bruce Smith sets NFL record with his 13th 10-sack season.

NFL Attendance Record - 2000

Washington set an NFL record for attendance with a season total of 647,424. Average home attendance at FedExField was 80,928.

Schottenheimer Takes Command - Jan. 3, 2001

Marty Schottenheimer signed on as the franchise's 24th head coach.

Return to Carlisle - July 29, 2001

Washington returned to Dickinson College in Carlisle, Pa., for training camp after a six-year hiatus, re-establishing a 32-year summer tradition (1963-94).

Washington Relief Fund - Sept. 13, 2001

The organization announced the establishment of the Relief Fund for the benefit of families of the victims of the September 11th tragedy at the Pentagon. Over the course of the season, the team raised over \$700,000.

Washington Makes NFL History - Nov. 25, 2001

Washington set an NFL record, becoming the first team in history to win five consecutive games after losing their first five. The team would go on to win eight of the last 11 games, following the 0-5 start.

More Records for Davis - Jan. 6, 2002

Stephen Davis became the first player in team history to rush for more than 1,000 yards for three consecutive seasons. He finished the 2001 campaign rushing for 1,432 yards on 356 carries, both career and team single-season records for the Pro Bowl running back.

Arrival of Head Ball Coach - Jan. 14, 2002

Owner Daniel M. Snyder announced former Heisman Trophy winner and offensive genius Steve Spurrier as the club's 25th head coach. Marvin Lewis, with his proven track record of defensive success, is brought on board shortly thereafter as assistant head coach and defensive coordinator, making the team a dangerous foe on both sides of the ball.

Allen Voted to the Hall - Feb. 2, 2002

George Allen, who coached Washington from 1971 to 1977 and posted a record of 67-30-1 and led them to two NFC Championships, was voted into the NFL Hall of Fame. Allen, after being named one of the 70 Greatest Washington players of all time, was enshrined in the Hall on Aug. 4, 2002.

Kickoff Overseas - Aug. 3, 2002

Head Coach Steve Spurrier made his Washington debut in a 38-7 victory over the San Francisco 49ers in the 2002 American Bowl in Osaka, Japan. Washington finished the game with 479 yards of offense, including 434 passing yards.

IMPORTANT DATES

Off to a Good Start - 2002

Washington finished out the preseason with a 4-1 mark, setting a team record with 164 preseason points. The previous team record was 156 points, set in 1975 in six games.

Naming 70 Greats - June 13, 2002

The 70 Greatest Players in team history were announced in June by a blue-ribbon panel, which selected the team's leading on-field contributors in celebration of the franchise's 70th Anniversary. Spanning the entire history of the team, since it's founding in Boston in 1932, the 70 Greatest Players encompassed three head coaches and 67 players.

70th Anniversary Weekend - Oct. 2002

The 70 Greatest Players were honored in a weekend of festivities, culminating in a special halftime ceremony during a 31-26 Washington victory over the Indianapolis Colts. The celebration reunited the 70 Greats with a black-tie gala event, an alumni and media brunch, dinner party and pre-game barbeque at FedExField. The anniversary season was also commemorated through "retro" uniforms worn at home games all year, featuring a one-season return to the team's spear-and-feather helmet logo, as well as jersey and pants colors and design that reflected back to the 1960s midpoint of the team's storied history.

Green's Last Game - Dec. 29, 2002

Darrell Green concluded his 20th and final season with the club and the NFL, defeating the longtime rival Dallas Cowboys, 20-14. During his 20 years, Green set an NFL record for consecutive seasons with at least one interception (19) and a team record for regular season games played (295) and started (258). In a special pre-game ceremony at the Dallas game, Green was honored by his teammates and by fans. His name was also added to the Ring of Fame.

Downright Defensive - 2002

Under the guidance of assistant head coach and defensive coordinator Marvin Lewis, Washington finished the season ranked 5th in the NFL in total defense, an improvement from 10th during the 2001 season. The club's defense ranked in the league's top-10 for the last three seasons.

Consistently Coles - Oct. 12, 2003

With his six receptions against Tampa Bay, Laveranues Coles set a modern day NFL record for at least five receptions in 19 consecutive games.

Bruce Sacks Record - Dec. 7, 2003

Bruce Smith broke the NFL all-time sack record against the Giants. Smith finished his career with an impressive 200 sacks.

Spurrier Resigns - Dec. 30, 2003

Steve Spurrier resigned as the 25th Head Coach in franchise history.

Gibbs Returns - Jan. 7, 2004

Owner Daniel M. Snyder announced that Joe Gibbs would return as Head Coach.

500th Win - Sept. 12, 2004

Washington earned the 500th franchise victory, defeating Tampa Bay 16-10.

Gibbs - Oct. 23, 2005

Head Coach Joe Gibbs earned his 150th overall victory against the San Francisco 49ers, with a decisive 52-17 win.

Franchise Records - 2005

Wide receiver Santana Moss and running back Clinton Portis both set team records at their respective positions. Moss broke Bobby Mitchell's record for most receiving yards in a season with 1,483. The previous mark was 1,436 set in 1963. Portis set a new record for rushing yards in a season with 1,516, previously held by Stephen Davis with 1,432 yards in 2001. Portis also recorded a franchise-high nine 100-yard rushing games in 2005.

Playoff Win - Jan. 7, 2005

Washington earned their first playoff victory since 1999, defeating the Tampa Bay Buccaneers by a score of 17-10 in the NFC Wild Card Playoff game in Tampa Bay.

Taylor Tragedy - Nov. 27, 2007

Washington Pro Bowl safety Sean Taylor died one day after he is shot by an intruder in his Miami home. Taylor's death devastated coaches and teammates. Meanwhile, fans created a memorial outside the facility honoring Taylor's memory.

In Taylor's Memory - Dec. 2, 2007

Sadness swept over FedExField as the organization and its fans mourned the tragic death of safety Sean Taylor just five days earlier. Fans left flowers, cards and mementos at a makeshift memorial outside the stadium. The team hosted a pre-game tribute to Taylor, including a moving four-minute video on the Jumbotron. Washington lost to the Buffalo Bills, 17-16, but this was a day devoted to the memory of Taylor. A day after the game, the entire organization traveled to Miami for Taylor's funeral.

Gibbs Retirement - Jan. 8, 2008

Citing a need to spend more time with family, 67-year-old Hall of Fame Coach Joe Gibbs announced his retirement as Head Coach and President of the club.

Zorn Hired - Feb. 10, 2008

Owner Daniel M. Snyder welcomed Jim Zorn, a long-time Seattle Seahawks quarterback and assistant coach, as the franchise's 27th head coach, ushering in a new chapter in Washington history.

Monk and Green Inducted - Aug. 2, 2008

Wide Receiver Art Monk and cornerback Darrell Green are inducted into the Pro Football Hall of Fame.

Zorn's First Win - Sept. 14, 2008

Head Coach Jim Zorn registered his first NFL victory as the team defeated the New Orleans Saints 29-24 in the regular season opener at FedExField.

Taylor Honored - Nov. 30, 2008

Sean Taylor was honored and placed in the Ring of Fame in an emotional pregame ceremony prior to the Washington vs. NY Giants game. Taylor became the 43rd member to be inducted. Taylor's father Pedro, fiancé Jackie, daughter Jackie and mother Donna were present to celebrate the life and accomplishments of Taylor in front of a capacity crowd at FedExField.

Bruce Smith Inducted - Aug. 8, 2009

Defensive End Bruce Smith is inducted into the Pro Football Hall of Fame.

Allen Hired - Dec. 17, 2009

Bruce Allen, son of Pro Football Hall of Famer and Washington legend George Allen, is hired as Executive Vice President/General Manager.

IMPORTANT DATES

Shanahan Takes Over - Jan. 6, 2010

Mike Shanahan, who won consecutive Super Bowls following the 1997 and 1998 seasons with the Denver Broncos, is hired as the club's Executive Vice President/Head Coach.

Russ Grimm Inducted - Aug. 7, 2010

Russ Grimm becomes the first member of the beloved Hogs inducted into the Pro Football Hall of Fame.

Shanahan's First Win - Sept. 12, 2010

Head Coach Mike Shanahan registered his first victory with Washington on Sunday Night Football at home against the division rival Dallas Cowboys, 13-7. Linebacker Brian Orakpo's pass rush drew a holding penalty that negated a Cowboys' touchdown on the final play of the game, giving Washington the win.

DeAngelo Hall Ties Interception Record - Oct. 24, 2010

Cornerback DeAngelo Hall tied an NFL record and Washington record by totaling four interceptions against the Chicago Bears at Soldier Field in Week 7. He became the 19th NFL player and third Washington player to accomplish this feat in a game.

DeAngelo Hall Named Pro Bowl MVP - Jan. 30, 2011

Cornerback DeAngelo Hall, appearing in his third Pro Bowl, was named the game's MVP after he recorded an interception and returned a fumble 34 yards for a touchdown.

Hall of Fame Hanburger - Aug. 6, 2011

Legendary linebacker Chris Hanburger is inducted into the Pro Football Hall of Fame.

10th Year Anniversary of 9/11 - Sept. 11, 2011

Washington honors the victims of the Sept. 11, 2001 tragedy on the 10th anniversary of the terrorist attacks as the team hosts the New York Giants at FedExField in the 2011 season opener. Gen. Colin Powell tosses the ceremonial coin as the team opens the 2011 season with a 28-14 win against the eventual Super Bowl Champion Giants.

Chris Cooley Becomes Top Tight End - Sept. 11, 2011

Tight end Chris Cooley recorded two receptions against the New York Giants in the 2011 season opener to pass Jerry Smith for the franchise lead in receptions by a tight end.

Burgundy and Gold Goes Green - Sept. 18, 2011

Washington launches 8,000 solar panels at FedExField prior to the team's 22-21 win against the Arizona Cardinals. The panels were installed to be capable of meeting the stadium's power needs on non-game days and providing up to 20 percent of the needed electricity on game days – the equivalent of providing 300 homes with energy for a full year.

Richie Petitbon Recognized - Dec. 24, 2011

Former Washington player and coach Richie Petitbon is inducted as the 45th member of the team's Ring of Fame.

Blockbuster Trade - March 10, 2012

Washington and the St. Louis Rams officially announce that they have agreed to a trade that gives Washington the rights to the No. 2 overall pick in the 2012 NFL Draft. The league formally approved the deal on March 14. On April 26, the team goes on to select eventual AP Offensive Rookie of the Year Robert Griffin III with that pick.

Celebrating 80 Years - May 10, 2012

From the inside of the newly built Indoor Training Facility, the team launches their 80th Anniversary celebration. The organization would spend the offseason touring the D.C., Maryland and Virginia areas as part of its "Thank You Tour" to commemo-

rate the anniversary with the fans. The event also featured the debut of the team's 1937-inspired alternate uniforms as well as the start of voting for the 10 newest additions to the 80 Greatest Players.

Clinton Portis Officially Retires - Aug. 23, 2012

Running back Clinton Portis officially announces his retirement from the NFL in a press conference at the team facility. He exited the NFL ranking second in franchise history in rushing yardage (6,824), carries (1,667) and rushing touchdowns (46).

Welcome to the NFL, Rookie - Sept. 9, 2012

In Week 1 at New Orleans, Robert Griffin III becomes the first rookie to start at quarterback for Washington in Week 1 since Norm Snead on Sept. 17, 1961. Griffin III becomes the first player in NFL history to compile 300-plus passing yards, two or more passing touchdowns and no interceptions in an NFL debut, leading Washington to a 40-32 win against the Saints.

"10 for 80" Honored - Nov. 4, 2012

At halftime of the team's Homecoming Game against Carolina, Washington honors the 10 members of the organization selected to complete the 80 Greatest Players. The honorees include LaVar Arrington, Bobby Beathard, Joe Bugel, Terry Hermeling, Jon Jansen, Roy Jefferson, Richie Petitbon, Clinton Portis, Chris Samuels and Sean Taylor.

Turkey Day Triumph - Nov. 22, 2012

Washington gets their first Thanksgiving Day win in Dallas in team history, defeating the Cowboys, 38-31. Washington explodes for 28 second-quarter points, and quarterback Robert Griffin III – who had a four-touchdown game vs. Philadelphia a week earlier – throws four touchdown passes to become the first player in franchise history to pass for four touchdowns in consecutive games.

Hawaii Bound - Dec. 26, 2012

The NFL announces that linebacker/special teamer Lorenzo Alexander, quarterback Robert Griffin III and tackle Trent Williams have been selected to the 2013 Pro Bowl. Linebackers Ryan Kerrigan and London Fletcher are later added to the roster, giving the club five Pro Bowlers for the first time since 1996.

How The East Was Won; Morris Surpasses Portis - Dec. 30, 2012

Washington secures its first NFC East title in 13 years with a 28-18 win against the Dallas Cowboys in a win-or-go-home tilt at FedExField. Washington rolls up 274 rushing yards in a game "flexed" into primetime by the NFL. In the process, rookie running back Alfred Morris rushes for 200 yards and pushes his season total to 1,613, breaking Clinton Portis' team record for rushing yards in a single season.

End of an Era - Jan. 11, 2013

After 30 seasons, the beloved "Hoettes" decide to hang up their snouts, floppy hats and dresses in announcing their intent to retire. The group says it will continue to help raise money for local children's charities, just in more "incognito" fashion.

Rookie of the Year - Feb. 2, 2013

Robert Griffin III is named AP Offensive Rookie of the Year, making him the third Rookie of the Year in team history and the first since Mike Thomas in 1975.

Road Trip to Richmond - July 25, 2013

Washington holds their first Training Camp session at the brand new Bon Secours Washington Training Center in Richmond, Va. During the three-week span, more than 150,000

IMPORTANT DATES

fans attend the team's inaugural camp in the capital.

Artful Performance By Garçon - Dec. 22, 2013

Wide receiver Pierre Garçon posts a career-high 11 receptions in Week 16 vs. Dallas, pushing his season total past Pro Football Hall of Famer Art Monk's team record for receptions in a single season (106 in 1984). Garçon would finish the season with a league-leading 113 receptions.

Here's Jay - Jan. 9, 2014

Jay Gruden is named the 29th head coach in franchise history. At 46 years of age, the former offensive coordinator for the Cincinnati Bengals becomes the team's youngest head coaching hire since hiring eventual Pro Football Hall of Famer Joe Gibbs at 40 years of age in 1981.

Jay's First Win - Sept. 14, 2014

Jay Gruden earns his first win as head coach as the defense runs wild in a 41-10 home win against the Jacksonville Jaguars. The unit tied a team record with 10 sacks, including a team-record-tying four-sack effort from linebacker Ryan Kerrigan.

Rypien in the Ring - Oct. 19, 2014

Super Bowl XXVI MVP Mark Rypien is inducted as the 46th member of the Ring of Fame at halftime of an overtime win against the Tennessee Titans on Alumni Homecoming Weekend.

You Like That! Historic Comeback - Oct. 25, 2015

Washington overcomes a 24-0 second quarter deficit to post the largest comeback in team history in a 31-30 win against Tampa Bay. Following the game, quarterback Kirk Cousins exclaims "You like that!" while walking back to the locker room. The moment is captured on camera and goes viral, becoming a rallying cry for the team's NFC East championship run.

Bostic and Coleman Enter the Ring - Oct. 25, 2015 and Dec. 20, 2015

Center Jeff Bostic and linebacker Monte Coleman become the 47th and 48th members of the Ring of Fame. Bostic is enshrined during a Week 7 win vs. Tampa Bay and Coleman is honored during a Week 15 win vs. Buffalo.

Win No. 600... In Style - Dec. 26, 2015

Washington becomes the fifth NFL franchise to record 600 combined regular season and postseason wins all-time with a 38-24 win in Philadelphia. The victory also secures the team's 15th division title in team history.

Records Fall in Dallas - Jan. 3, 2016

Having already clinched the NFC East a week earlier, Washington faces the Cowboys in Week 17 with individual records on the line. Quarterback Kirk Cousins breaks the team's single-season passing yardage record during the game on a 28-yard pass to receiver Jamison Crowder. Later in the game, Crowder catches his 59th reception of the season, a team rookie record.

The Park Welcomes Inova - July 25, 2016

As the team departs for Training Camp, the team announces a new health and wellness partnership with Inova, including re-naming the team's Ashburn headquarters to the Inova Sports Performance Center.

Washington Goes International - Oct. 30, 2016

Washington makes their European debut when they face the Cincinnati Bengals at Wembley Stadium in London. The back-and-forth game becomes one of the season's most entertaining, as the team storms back to force overtime, but a missed field goal in the extra frame results in a 27-27 draw.

Beathard Honored - Nov. 13, 2016

Former General Manager Bobby Beathard is inducted as the 49th member of the Ring of Fame at halftime of the team's victory against the Minnesota Vikings.

Pro Bowl Bound - Dec. 20, 2016

Four Washington players — linebacker Ryan Kerrigan, tight end Jordan Reed, guard Brandon Scherff and tackle Trent Williams — are selected to the 2017 Pro Bowl. Reed and Scherff's selections are their first of their careers, while Williams becomes only the third member of the franchise since 1970 to earn five consecutive Pro Bowl selections.

From MVP to Senior VP - June 13, 2017

Washington announces that Doug Williams, Super Bowl XXII MVP, has been promoted Senior Vice President of Player Personnel after three-plus years as a personnel executive with the team. Said Williams, "I've been around the circuit, but there's nothing like coming back here to a place that gave you an opportunity to be on top of the stage in football. Washington did that for me."

A Thanksgiving to Remember - Nov. 23, 2017

Washington hosts their first Thanksgiving home game in franchise history, earning a 20-10 win against the New York Giants. After the game, wide receiver Jamison Crowder, quarterback Kirk Cousins, linebacker Ryan Kerrigan and most of the offensive line chomp on turkey legs during postgame interviews with NBC's Michele Tafoya.

Pro Bowl Trio - Dec. 19, 2017

Linebacker Ryan Kerrigan, guard Brandon Scherff and tackle Trent Williams all earn Pro Bowl honors. Together, Scherff and Williams became the first Washington offensive line duo collectively named to the Pro Bowl in consecutive seasons since the duo of Russ Grimm and Joe Jacoby earned selections four straight times following the 1983-86 seasons.

Rings for Replacements - June 12, 2018

After 31 years, Washington honors replacement players from the team's 1987 squad with Super Bowl rings in a ceremony at Inova Sports Performance Center. Charley Casserly, who served as the team's Assistant General Manager in 1987 and helped build the replacement squad, hosted the event and welcomed more than 25 players in attendance. The ceremony culminated with the surprise appearance of 1987 Super Bowl champions Doug Williams, Gary Clark and Dexter Manley, who joined the replacement players for a group photo.

Beathard Inducted into Hall of Fame - Aug. 4, 2018

Former Washington General Manager Bobby Beathard was enshrined in Canton, Ohio at the Pro Football Hall of Fame as a member of the Class of 2018. Beathard helped guide the franchise to three Super Bowl appearances, including victories in Super Bowl XVII and XXII during his 11 year tenure. In his 11 seasons as general manager the team posted a .625 winning percentage which was the best mark in the NFC and second best mark in the NFL in that span.

600th Regular Season Victory - Dec. 16, 2018

With a 16-13 victory over the Jacksonville Jaguars at TIAA Bank Stadium in Jacksonville, Fla., Washington became just the fifth team in NFL history to record 600 regular season victories. Washington joined the Chicago Bears, Green Bay Packers, New York Giants and Pittsburgh Steelers as the only franchises in NFL history to accomplish the feat. Head Coach Jay Gruden presented Owner Daniel Snyder with a game ball following the victory.

IMPORTANT DATES

London Fletcher Enters Ring of Fame - Sept. 23, 2019

London Fletcher is inducted as the 50th member of the Ring of Fame at halftime of the team's Monday Night Football matchup against the Chicago Bears.

Samuels Enters the Ring - Oct. 20, 2019

Chris Samuels is inducted as the 51st member of the Ring of Fame at halftime of the team's matchup against the San Francisco 49ers in Week 7 at FedExField.

Way and Scherff Selected to Pro Bowl - Dec. 17, 2019

Tress Way and Brandon Scherff are both named to the 2019 Pro Bowl in Orlando, Fla. Way earns his first Pro Bowl selection and is named the starting punter for the NFC, becoming the first Washington punter since Matt Turk in 1998 to be named a Pro Bowler. Scherff earns his third Pro Bowl selection, becoming the ninth offensive lineman in franchise history to earn three-plus Pro Bowl selections.

Entering the Rivera Era - Jan. 1, 2020

Owner Dan Snyder announces that Ron Rivera will become the 30th head coach in franchise history. The two-time Associated Press NFL Coach of the Year brings more than 20 years of coaching experience to Washington along with nine at the helm of the Carolina Panthers.

AP Given Art Rooney Sportsmanship Award - Feb. 1, 2020

Adrian Peterson becomes the sixth player in NFL history and first member of the franchise to earn the Art Rooney Sportsmanship Award at NFL Honors in Miami, Fla. The award is given to an NFL player who best demonstrates the qualities of on-field sportsmanship, including fair play, respect for the game and opponents, and integrity in competition.

Washington and Jennifer King Make History - Feb. 10, 2020

Washington becomes the first team in NFL history to hire a female African American full-year coaching intern with the hiring of Jennifer King. King will primarily work with the running backs and will spend an entire calendar year with the team helping in the offseason and draft preparation all the way through the end of the 2020 regular season.

Dan Snyder Pulls Scouts Off the Road - March 12, 2020

In response to the rapid spread of COVID-19, Owner Dan Snyder becomes the first NFL owner to pull all scouts off the road and cancel all Top 40 visits in preparation for the NFL Draft. The NFL and all 31 other teams eventually followed suit.

Washington Opens FedExField to National Guard - March 21, 2020

The organization opens the FedExField parking lots to the Maryland National Guard to operate a COVID-19 testing site for residents of Prince George's County. Owner Dan Snyder also makes a \$100,000 to the Capital Area Food Bank to help feed families devastated by the global pandemic.

Washington Drafts DE Chase Young - April 23, 2020

Picking the highest in the NFL Draft since 2012, Washington selects defensive end Chase Young out of Ohio State. Young is widely regarded as one of the best edge rushing prospects to come out of college in the past decade. Young holds the single-season sack record at Ohio State with 16.5 sacks as a junior in 2019.

Mitchell's Number is Retired - June 20, 2020

Owner Dan Snyder announces that the team is retiring the No. 49 in honor of the late Bobby Mitchell. Mitchell's number becomes only the second ever retired in franchise history. The team also announces the renaming of the lower level of FedExField in honor of Mitchell

Washington Football Team - June 20, 2020

After undergoing a thorough review of the organization's nickname, the team announces that they will call themselves the Washington Football Team. The former nickname and logo are both officially retired. The team also announces that the process for finding a new team name will continue and the franchise will undertake an in-depth branding process to properly include player, alumni, fan, community and sponsor input.

WASHINGTON
FOOTBALL TEAM, EST. 1932



MILESTONE GAMES

100-YARD RUSHING GAMES

Entering 2020 season — rookies *stylized*.

Date	Player	Game	W/L/T	Att-Yds-TD
9/17/1989	Gerald Riggs	vs Philadelphia	L	29-221-1
10/8/1933	Cliff Battles	vs NY Giants	W	16-215-1
12/21/1985	George Rogers	at St. Louis	W	34-206-1
1/31/1988	Timmy Smith	vs Denver	W	22-204-2
12/30/2012	Alfred Morris	vs Dallas	W	33-200-3
11/4/2007	Clinton Portis	at NY Jets	W	36-196-1
11/21/1976	Mike Thomas	at St. Louis	W	31-195-1
10/29/1972	Larry Brown	at Giants	W	29-191-1
11/15/1959	Johnny Olszewski	vs Cleveland	L	16-190-1
12/12/1999	Stephen Davis	vs Arizona	W	37-189-1
1/15/1983	John Riggins	vs Minnesota	W	37-185-1
11/21/1999	Stephen Davis	vs NY Giants	W	33-183-1
10/19/2008	Clinton Portis	vs Cleveland	W	27-175-1
12/12/2010	Ryan Torain	vs Tampa Bay	L	24-172-0
10/17/2004	Clinton Portis	at Chicago	W	36-171-0
12/10/2006	Ladell Betts	vs Philadelphia	L	33-171-0
10/21/1945	Frank Akins	vs Philadelphia	W	24-168-2
11/1/1959	Don Bosseler	at Philadelphia	L	23-168-2
11/1/1942	Andy Farkas	vs Philadelphia	W	24-166-1
1/30/1983	John Riggins	vs Miami	W	38-166-1
12/5/1937	Cliff Battles	at NY Giants	W	25-165-2
10/19/1958	Johnny Olszewski	vs Green Bay	W	21-165-1
10/14/1984	John Riggins	vs Dallas	W	32-165-0
11/3/1985	Keith Griffin	at Atlanta	W	16-164-2
12/2/1990	Earnest Byner	vs Miami	W	32-157-3
12/3/2006	Ladell Betts	vs Atlanta	L	28-155-1
12/22/1990	Earnest Byner	at Indianapolis	L	31-154-0
9/19/1993	Reggie Brooks	at Philadelphia	L	22-154-1
12/17/1988	Jamie Morris	at Cincinnati	L	45-152-0
12/16/1979	John Riggins	at Dallas	L	22-151-2
12/9/1945	Frank Akins	vs NY Giants	W	23-150-1
10/17/1971	Larry Brown	vs St. Louis	W	25-150-0
12/16/1973	Larry Brown	vs Philadelphia	W	26-150-1
12/8/1985	George Rogers	at Philadelphia	W	36-150-1
10/28/2018	Adrian Peterson	at NY Giants	W	26-149-1
12/15/1990	Earnest Byner	at New England	W	39-149-1
11/25/1951	Rob Goode	vs Los Angeles	W	23-148-2
9/24/1972	Larry Brown	vs St. Louis	W	26-148-0
1/6/2002	Stephen Davis	vs Arizona	W	38-148-1
9/12/2004	Clinton Portis	vs Tampa Bay	W	29-148-1
12/5/2004	Clinton Portis	vs NY Giants	W	31-148-1
12/23/1983	Joe Washington	vs Detroit	W	22-147-0
11/7/2004	Clinton Portis	at Detroit	W	34-147-0
12/17/1961	Dick James	vs Dallas	W	27-146-3
9/15/1996	Terry Allen	at NY Giants	W	27-146-1
12/7/1958	Don Bosseler	vs Pittsburgh	L	25-145-2
10/5/2008	Clinton Portis	at Philadelphia	W	28-145-1
10/30/1932	Cliff Battles	vs Chicago	T	24-144-0
11/8/1981	Joe Washington	vs Detroit	W	27-144-2
11/13/2005	Clinton Portis	at Tampa Bay	L	23-144-1
9/19/1976	Mike Thomas	vs Seattle	W	27-143-1
10/31/1999	Stephen Davis	vs Chicago	W	12-143-2
11/23/2008	Clinton Portis	at Seattle	W	29-143-0
11/4/2001	Stephen Davis	vs Seattle	W	32-142-1
8/31/1997	Terry Allen	at Carolina	W	25-141-2
10/1/2000	Stephen Davis	vs Tampa Bay	W	28-141-1
1/22/1983	John Riggins	vs Dallas	W	36-140-2
9/23/1984	John Riggins	at New England	W	33-140-1
10/23/1988	Kelvin Bryant	at Green Bay	W	27-140-0
11/29/1970	Larry Brown	vs NY Giants	L	17-139-0
11/7/2013	Alfred Morris	at Minnesota	L	26-139-0
12/7/1969	Larry Brown	at Philadelphia	W	19-138-1
10/14/1912	Robert Griffin III	vs Minnesota	W	13-138-2
11/1/2007	Clinton Portis	vs Philadelphia	L	30-137-0
11/20/2016	Rob Kelley	vs Green Bay	W	24-137-3
12/14/1947	Jim Castiglia	vs Boston	W	19-136-2
11/27/1955	Leo Elter	at Pittsburgh	W	19-136-2
11/9/1958	Johnny Olszewski	vs Chi. Cardinals	W	19-136-1
10/18/1959	Don Bosseler	vs Pittsburgh	L	18-136-0
9/19/1982	John Riggins	at Tampa Bay	W	34-136-0
10/19/1987	Lionel Vital	at Dallas	W	26-136-0
12/4/2005	Clinton Portis	at St. Louis	W	27-136-2
10/17/1937	Cliff Battles	vs Pittsburgh	W	18-135-3

12/21/1980	Bobby Hammond	at St. Louis	W	17-135-0
10/2/2011	Ryan Torain	at St. Louis	W	19-135-1
10/16/2016	Matt Jones	vs Philadelphia	W	16-135-1
12/6/1987	George Rogers	at St. Louis	W	29-133-1
10/13/1991	Ricky Ervins	vs Cleveland	W	13-133-2
9/3/2000	Stephen Davis	vs Carolina	W	23-133-1
10/28/1933	Jim Musick	vs Pittsburgh	L	21-132-0
11/19/1933	Jim Musick	vs Green Bay	W	21-132-2
10/10/1937	Cliff Battles	vs Philadelphia	L	26-132-0
9/11/1938	Max Krause	at Philadelphia	W	6-132-2
12/24/2011	Evan Royster	vs Minnesota	L	19-132-0
9/3/1995	Terry Allen	vs Arizona	W	26-131-0
11/3/1935	Bill Shepherd	vs Philadelphia	L	19-129-1
12/5/1971	Larry Brown	vs Giants	W	25-129-2
12/24/2006	Ladell Betts	at St. Louis	L	29-129-2
10/12/2008	Clinton Portis	vs St. Louis	L	21-129-2
12/9/2012	Alfred Morris	vs Baltimore	W	23-129-1
12/1/2019	Derrius Guice	at Carolina	W	10-129-2
11/23/1980	Wilbur Jackson	at Dallas	L	21-128-1
10/11/1987	Lionel Vital	at NY Giants	W	27-128-1
12/5/1993	Reggie Brooks	at Tampa Bay	W	20-128-1
10/23/1938	Andy Farkas	vs Philadelphia	W	21-126-2
10/11/1981	John Riggins	at Chicago	W	23-126-2
9/19/1999	Stephen Davis	at NY Giants	W	23-126-3
12/16/2007	Clinton Portis	at NY Giants	W	25-126-1
10/26/2008	Clinton Portis	at Detroit	W	24-126-0
12/11/2011	Roy Helu Jr.	vs New England	L	27-126-0
9/20/1936	Cliff Battles	at Philadelphia	W	16-125-2
11/1/1987	George Rogers	at Buffalo	W	30-125-0
11/2/1997	Terry Allen	at Chicago	W	20-125-0
10/24/2010	Ryan Torain	at Chicago	W	21-125-0
11/23/2014	Alfred Morris	at San Francisco	L	21-125-1
11/12/1939	Andy Farkas	at Brooklyn	W	25-124-3
10/26/1975	Mike Thomas	at Cleveland	W	27-124-1
11/3/1985	George Rogers	at Atlanta	W	16-124-1
10/27/1996	Terry Allen	vs Indianapolis	W	22-124-3
11/10/1996	Terry Allen	vs Arizona	L	31-124-2
11/5/2000	Stephen Davis	at Arizona	L	30-124-1
9/24/2006	Ladell Betts	at Houston	W	16-124-1
12/3/2012	Alfred Morris	vs NY Giants	W	22-124-0
10/28/1951	Rob Goode	at Philadelphia	W	27-123-1
11/9/1975	Mike Thomas	at NY Giants	W	25-123-0
1/8/1984	John Riggins	vs San Francisco	W	36-123-2
9/20/2015	Matt Jones	vs St. Louis	W	19-123-2
11/6/1932	Oran Pape	vs Staten Island	W	4-122-1
10/21/1934	Cliff Battles	vs Philadelphia	W	6-122-1
12/17/1983	John Riggins	vs Giants	W	30-122-1
9/28/1997	Terry Allen	vs Jacksonville	W	36-122-0
11/14/1999	Stephen Davis	at Philadelphia	L	25-122-2
12/9/1990	Earnest Byner	vs Chicago	W	28-121-0
10/1/1995	Terry Allen	vs Dallas	W	30-121-1
9/11/2005	Clinton Portis	vs Chicago	W	21-121-0
9/28/2008	Clinton Portis	at Dallas	W	21-121-0
11/3/2013	Alfred Morris	vs San Diego	W	25-121-1
9/13/2015	Alfred Morris	vs Miami	L	25-121-0
9/23/2018	Adrian Peterson	vs Green Bay	W	19-120-0
11/8/1953	Charley Justice	vs Chi. Cardinals	W	15-120-0
10/21/1979	John Riggins	vs Philadelphia	W	19-120-0
9/20/1992	Earnest Byner	vs Detroit	W	30-120-1
12/10/1995	Terry Allen	at NY Giants	L	30-120-1
12/24/2000	Stephen Davis	vs Arizona	W	27-120-0
10/21/2012	Alfred Morris	at NY Giants	L	22-120-0
12/22/2018	Adrian Peterson	at Tennessee	L	26-119
11/22/1970	Larry Brown	vs Dallas	L	22-119-0
1/8/1983	John Riggins	vs Detroit	W	25-119-0
1/1/1984	John Riggins	vs LA Rams	W	25-119-3
1/8/2000	Stephen Davis	vs Detroit	W	15-119-2
12/17/2006	Ladell Betts	at New Orleans	W	22-119-0
10/19/1986	George Rogers	vs St. Louis	W	30-118-1
10/9/1988	Kelvin Bryant	at Dallas	W	23-118-1
1/2/2005	Ladell Betts	vs Minnesota	W	26-118-1
12/4/2005	Rock Cartwright	at St. Louis	W	9-118-0
10/13/2019	Adrian Peterson	at Miami	W	23-118-0
11/10/1946	Dick Todd	vs Boston	W	14-117-2
11/1/1993	Reggie Brooks	at Buffalo	L	24-117-1
10/2/2016	Matt Jones	vs Cleveland	W	22-117-1
11/19/2017	Samaje Perine	vs New Orleans	L	23-117-1
11/18/1990	Earnest Byner	vs New Orleans	W	26-116-0
12/8/1991	Earnest Byner	at Phoenix	W	25-116-0

MILESTONE GAMES

9/6/1993.....Brian Mitchell.....vs Dallas.....W.....21-116-2
12/22/2002.....Ladell Betts.....vs Houston.....W.....20-116-1
10/4/1933.....Cliff Battles.....at Pittsburgh.....W.....13-115-1
12/22/1973.....Larry Brown.....at Minnesota.....L.....29-115-1
10/7/1979.....John Riggins.....at Philadelphia.....L.....23-115-1
10/9/1983.....John Riggins.....at St. Louis.....W.....22-115-3
9/28/1986.....George Rogers.....vs Seattle.....W.....25-115-2
12/28/1986.....George Rogers.....vs LA Rams.....W.....29-115-1
11/30/2003.....Trung Canidate.....vs New Orleans.....L.....16-115-0
10/7/2012.....Alfred Morris.....vs Atlanta.....L.....18-115-0
9/27/1970.....Larry Brown.....at St. Louis.....L.....17-114-1
9/24/1978.....John Riggins.....vs NY Jets.....W.....21-114-0
11/11/1984.....Keith Griffin.....vs Detroit.....W.....32-114-0
10/13/1985.....John Riggins.....vs Detroit.....W.....21-114-3
10/22/2000.....Stephen Davis.....at Jacksonville.....W.....24-114-1
11/15/2009.....Ladell Betts.....vs Denver.....W.....26-114-2
10/31/1971.....Larry Brown.....vs New Orleans.....W.....20-113-0
10/1/1972.....Larry Brown.....at New England.....L.....20-113-0
1/1/2012.....Evan Royster.....at Philadelphia.....L.....20-113-0
9/30/2012.....Alfred Morris.....at Tampa Bay.....W.....21-113-1
11/22/2012.....Alfred Morris.....at Dallas.....W.....24-113-1
10/27/1985.....John Riggins.....at Cleveland.....W.....30-112-1
11/3/1991.....Earnest Byner.....vs Houston.....W.....21-112-1
12/18/2005.....Clinton Portis.....vs Dallas.....W.....23-112-0
1/1/2006.....Clinton Portis.....at Philadelphia.....W.....27-112-2
10/1/2006.....Clinton Portis.....vs Jacksonville.....W.....27-112-1
10/3/1971.....Charlie Harraway.....at Dallas.....W.....18-111-1
12/9/1984.....John Riggins.....at Dallas.....W.....24-111-1
9/11/1989.....Gerald Riggs.....vs NY Giants.....L.....24-111-0
9/1/1996.....Terry Allen.....vs Philadelphia.....L.....20-111-2
12/16/2001.....Stephen Davis.....vs Philadelphia.....L.....24-111-1
12/30/2001.....Stephen Davis.....at New Orleans.....W.....21-111-1
10/1/1967.....Bobby Mitchell.....vs NY Giants.....W.....21-110-1
10/4/1970.....Larry Brown.....at Philadelphia.....W.....27-110-1
10/25/1970.....Larry Brown.....vs Cincinnati.....W.....22-110-0
10/15/1972.....Larry Brown.....at St. Louis.....W.....23-110-0
10/5/1986.....George Rogers.....at New Orleans.....W.....31-110-1
10/22/1995.....Terry Allen.....vs Detroit.....W.....24-110-2
12/9/2001.....Stephen Davis.....at Arizona.....W.....26-110-1
11/2/2002.....Kenny Watson.....at Seattle.....W.....23-110-0
12/3/2002.....Kenny Watson.....vs Houston.....W.....20-110-0
12/18/2004.....Clinton Portis.....at San Francisco.....W.....35-110-0
9/15/1991.....Earnest Byner.....vs Phoenix.....W.....23-109-1
1/2/1993.....Brian Mitchell.....at Minnesota.....W.....16-109-1
9/12/1999.....Stephen Davis.....vs Dallas.....L.....24-109-2
10/18/2009.....Clinton Portis.....vs Kansas City.....W.....15-109-0
11/18/1951.....Rob Goode.....at Pittsburgh.....W.....22-108-2
12/9/1951.....Rob Goode.....at Chi. Cardinals.....W.....23-108-1
9/17/1978.....John Riggins.....at St. Louis.....W.....16-108-0
12/24/2005.....Clinton Portis.....vs NY Giants.....W.....27-108-1
11/27/2011.....Roy Helu, Jr.....at Seattle.....W.....23-108-1
11/3/2019.....Adrian Peterson.....at Buffalo.....L.....18-108-0
11/6/1949.....Pete Stout.....vs Pittsburgh.....W.....7-107-2
12/16/1951.....Rob Goode.....vs Pittsburgh.....L.....22-107-0
11/22/1973.....Charlie Harraway.....at Detroit.....W.....18-107-0
9/18/1988.....Timmy Smith.....vs Philadelphia.....W.....31-107-1
10/28/2001.....Stephen Davis.....vs NY Giants.....W.....29-107-0
9/15/2013.....Alfred Morris.....at Green Bay.....L.....13-107-0
11/12/1972.....Larry Brown.....vs NY Giants.....W.....30-106-2
11/14/1976.....Mike Thomas.....at NY Giants.....L.....24-106-0
10/19/1969.....Larry Brown.....vs NY Giants.....W.....17-105-0
9/18/1972.....Larry Brown.....at Minnesota.....W.....21-105-1
11/7/1993.....Reggie Brooks.....vs Indianapolis.....W.....21-105-1
12/11/2005.....Clinton Portis.....at Arizona.....W.....26-105-1
10/21/1951.....Rob Goode.....vs Cardinals.....W.....18-104-0
12/11/1955.....Jim Monachino.....vs Pittsburgh.....W.....15-104-0
12/5/1976.....John Riggins.....at NY Jets.....W.....19-104-1
10/13/1980.....Wilbur Jackson.....at Denver.....L.....12-104-1
9/20/1981.....Wilbur Jackson.....at St. Louis.....L.....22-104-0
9/30/1984.....John Riggins.....vs Philadelphia.....W.....28-104-1
10/7/1985.....George Rogers.....vs St. Louis.....W.....25-104-0
9/7/1986.....George Rogers.....vs Philadelphia.....W.....20-104-1
11/17/1986.....George Rogers.....vs San Francisco.....W.....24-104-1
1/4/1992.....Ricky Ervins.....vs Atlanta.....W.....23-104-1
9/8/2002.....Stephen Davis.....vs Arizona.....W.....26-104-1
11/26/2006.....Ladell Betts.....at Carolina.....W.....24-104-0
12/30/2007.....Clinton Portis.....vs Dallas.....W.....25-104-2
10/24/1937.....Cliff Battles.....at Philadelphia.....W.....34-103-0
10/7/1985.....John Riggins.....vs St. Louis.....W.....17-103-0

10/9/2006.....Clinton Portis.....at Denver.....L.....20-103-0
9/24/1950.....Rob Goode.....at Green Bay.....L.....8-102-1
11/23/1969.....Larry Brown.....vs Atlanta.....W.....23-102-1
12/15/1974.....Duane Thomas.....vs Chicago.....W.....8-102-1
10/29/1950.....Bill Dudley.....at Philadelphia.....L.....11-101-0
10/11/1970.....Larry Brown.....vs Detroit.....W.....22-101-1
12/24/1972.....Larry Brown.....vs Green Bay.....W.....25-101-0
9/9/1991.....Earnest Byner.....at Dallas.....W.....22-101-0
9/29/1996.....Terry Allen.....vs NY Jets.....W.....20-101-2
10/23/2005.....Clinton Portis.....vs San Francisco.....W.....19-101-3
12/2/1951.....Rob Goode.....vs Philadelphia.....L.....16-100-2
11/21/1954.....Billy Wells.....at Cardinals.....L.....6-100-1
10/13/1975.....Mike Thomas.....vs St. Louis.....W.....18-100-2
9/11/1983.....John Riggins.....at Philadelphia.....W.....27-100-1
11/5/1984.....John Riggins.....vs Atlanta.....W.....32-100-2
9/5/1988.....Timmy Smith.....at NY Giants.....L.....20-100-0
9/24/1989.....Jamie Morris.....at Dallas.....W.....26-100-1
10/8/1989.....Earnest Byner.....vs Phoenix.....W.....14-100-0
12/6/1992.....Earnest Byner.....at NY Giants.....W.....20-100-2
10/17/2010.....Ryan Torain.....vs Indianapolis.....L.....20-100-2
12/4/2011.....Roy Helu, Jr.....vs NY Jets.....L.....23-100-1
1/3/2016.....Alfred Morris.....at Dallas.....W.....19-100-0
11/23/2017.....Samaje Perine.....vs NY Giants.....W.....24-100-0

300-YARD PASSING GAMES

Entering 2020 season – rookies stylized.

Date	Player	Game	Att-Cmp-Yd-TD-INT
12/26/1999	Brad Johnson at San Francisco	W..... 47-32-471-2-1
10/30/2016	Kirk Cousins at Cincinnati	T..... 56-38-458-2-1
11/24/2016	Kirk Cousins at Dallas	L..... 53-41-449-3-0
10/31/1948	Sammy Baugh vs Boston	W..... 24-17-446-4-0
11/10/1991	Mark Rypien vs Atlanta	W..... 31-16-442-6-0
9/11/1988	Doug Williams vs Pittsburgh	W..... 52-30-430-2-1
9/21/2014	Kirk Cousins at Philadelphia	L..... 48-30-427-3-1
9/19/2010	Donovan McNabb vs Houston	L..... 38-28-426-1-0
11/17/1963	Norm Snead vs Pittsburgh	L..... 40-23-424-2-2
10/27/1986	Jay Schroeder at Giants	L..... 40-22-420-1-2
11/26/1967	Sonny Jurgensen at Cleveland	L..... 50-32-418-3-1
10/2/1983	Joe Theismann vs Raiders	W..... 39-23-417-3-0
11/28/1985	Sonny Jurgensen vs Dallas	W..... 43-26-411-3-2
11/26/1989	Mark Rypien vs Chicago	W..... 47-30-401-4-1
10/17/1983	Joe Theismann at Green Bay	L..... 39-27-398-2-0
11/30/2014	Colt McCoy at Indianapolis	L..... 47-31-392-3-0
9/20/1981	Joe Theismann at St. Louis	L..... 37-25-388-4-1
10/11/1984	Sonny Jurgensen vs Philadelphia	W..... 33-22-385-5-2
9/20/1998	Trent Green at Seattle	L..... 54-27-383-2-2
9/12/1999	Brad Johnson vs Dallas	L..... 33-20-382-2-0
9/12/1982	Joe Theismann at Philadelphia	W..... 39-28-382-3-0
11/22/1998	Trent Green vs Cardinals	L..... 49-30-382-4-1
9/18/1994	John Friesz at Giants	L..... 50-32-381-2-2
12/15/2013	Kirk Cousins at Atlanta	L..... 45-29-381-3-2
9/8/2019	Case Keenum at Philadelphia	L..... 44-30-380-3-0
11/2/1986	Jay Schroeder vs Minnesota	W..... 47-24-378-2-1
10/31/1943	Sammy Baugh at Brooklyn	W..... 28-16-376-6-3
11/21/2010	Donovan McNabb at Tennessee	W..... 50-30-376-1-1
11/20/2016	Kirk Cousins vs Green Bay	W..... 30-21-375-3-0
12/6/2009	Jason Campbell vs New Orleans	L..... 30-42-367-3-1
12/3/1967	Sonny Jurgensen vs Philadelphia	T..... 50-30-366-4-2
9/24/2017	Kirk Cousins vs Oakland	W..... 30-25-365-3-0
12/26/2015	Kirk Cousins at Philadelphia	W..... 46-31-365-4-0
9/28/1947	Sammy Baugh at Philadelphia	L..... 34-21-364-5-2
10/29/1989	Mark Rypien at Raiders	L..... 53-27-364-1-3
9/18/2016	Kirk Cousins vs Dallas	L..... 46-28-364-1-1
1/4/1990	Jeff Rutledge at Detroit	W..... 42-30-363-1-0
11/12/1991	Mark Rypien at San Francisco	L..... 48-27-361-1-3
10/10/2010	Donovan McNabb vs Green Bay	L..... 49-26-357-1-1
9/14/2003	Patrick Ramsey at Atlanta	W..... 39-25-356-2-0
11/23/1947	Sammy Baugh vs Cardinals	W..... 33-25-355-6-2
12/12/1948	Sammy Baugh at New York	W..... 42-25-354-3-3
10/12/2014	Kirk Cousins at Arizona	L..... 38-24-354-2-3
12/8/1962	Norm Snead at Baltimore	L..... 33-18-350-3-3
9/11/1989	Mark Rypien vs Giants	L..... 32-22-349-2-1
12/1/1985	Jay Schroeder vs San Francisco	L..... 58-30-348-0-2
9/21/2003	Patrick Ramsey vs Giants	L..... 45-23-348-2-1
11/18/2007	Jason Campbell at Dallas	L..... 54-33-348-2-1
11/13/1966	Sonny Jurgensen vs Dallas	L..... 46-26-347-3-0

MILESTONE GAMES

12/21/2001	Tony Banks	vs Carolina	W	30-17-346-1-1
12/22/1996	Gus Frerotte	vs Dallas	W	31-22-346-0-1
10/28/1962	Norm Snead	at Giants	L	40-17-346-4-0
10/29/1995	Gus Frerotte	vs Giants	L	44-24-345-0-4
12/14/1947	Sammy Baugh	vs Boston	W	41-25-343-3-1
9/21/1986	Jay Schroeder	at San Diego	W	36-16-341-0-1
9/27/2009	Jason Campbell	at Detroit	L	41-27-340-2-1
1/31/1988	Doug Williams	vs Denver	W	29-18-340-4-1
12/13/1981	Joe Theismann	vs Baltimore	W	36-23-339-2-1
11/2/1969	Sonny Jurgensen	at Baltimore	L	38-28-339-2-2
11/16/1969	Sonny Jurgensen	vs Dallas	L	35-24-338-4-4
10/3/1999	Brad Johnson	vs Carolina	W	33-20-337-4-0
1/2/2011	Rex Grossman	at Giants	L	44-26-336-2-1
12/28/2014	Robert Griffin III	vs Cowboys	L	41-27-336-1-2
10/4/1987	Ed Rubbert	vs St. Louis	W	24-14-334-3-1
10/22/1967	Sonny Jurgensen	at Rams	L	41-18-334-4-0
10/8/1989	Mark Rypien	vs Phoenix	W	42-23-333-3-1
12/1/1963	Norm Snead	vs Baltimore	L	33-18-332-1-2
9/23/2019	Case Keenum	vs Chicago	L	43-40-332-2-3
9/10/1984	Joe Theismann	at San Francisco	L	43-24-331-2-0
11/29/1987	Jay Schroeder	vs Giants	W	46-28-331-3-2
10/16/2005	Mark Brunell	at Kansas City	L	41-25-331-3-0
10/15/17	Kirk Cousins	vs San Francisco	W	37-25-330-2-1
10/1/2006	Mark Brunell	vs Jacksonville	W	30-18-329-3-1
12/16/2012	Kirk Cousins	at Cleveland	W	37-26-329-2-1
9/9/2013	Robert Griffin III	vs Philadelphia	L	49-30-329-2-2
1/10/2016	Kirk Cousins	vs Green Bay	L	46-29-329-1-0
10/12/2016	Kirk Cousins	vs Pittsburgh	L	43-30-329-0-2
10/26/2008	Jason Campbell	at Detroit	W	28-23-328-1-0
9/8/2002	Shane Matthews	vs Arizona	W	40-28-327-3-1
11/12/2017	Kirk Cousins	vs Minnesota	L	45-26-327-1-1
10/15/1967	Sonny Jurgensen	at Atlanta	T	41-28-326-3-2
9/22/2013	Robert Griffin III	vs Detroit	L	50-32-326-0-1
11/17/1991	Mark Rypien	at Pittsburgh	W	28-21-325-2-0
11/23/1986	Jay Schroeder	vs Dallas	W	31-16-325-2-1
9/5/1983	Joe Theismann	vs Dallas	L	38-28-325-2-1
9/27/2004	Mark Brunell	vs Dallas	L	43-25-325-0-1
9/17/1967	Sonny Jurgensen	at Philadelphia	L	46-25-324-1-0
1/31/1983	Joe Theismann	at San Diego	W	46-25-324-1-1
11/15/2015	Kirk Cousins	vs New Orleans	W	35-20-324-4-0
9/30/2012	Robert Griffin III	at Tampa Bay	W	35-26-323-2-0
10/9/2005	Mark Brunell	at Denver	L	53-30-322-2-0
12/19/2017	Rex Grossman	at Dallas	L	43-25-322-4-2
11/19/2017	Kirk Cousins	at New Orleans	L	32-22-322-3-0
9/14/2008	Jason Campbell	vs New Orleans	W	36-24-321-1-0
12/7/1975	Billy Kilmer	at Atlanta	W	38-25-320-3-1
10/13/2002	Patrick Ramsey	vs New Orleans	L	43-21-320-1-4
9/9/2012	Robert Griffin III	at New Orleans	W	26-19-320-2-0
9/15/2013	Robert Griffin III	at Green Bay	L	40-26-320-3-1
11/29/1964	Sonny Jurgensen	vs Giants	W	43-24-319-4-0
12/20/2015	Kirk Cousins	vs Buffalo	W	28-22-319-4-0
9/13/1981	Joe Theismann	vs Giants	L	48-27-318-1-1
10/25/2015	Kirk Cousins	vs Tampa Bay	W	40-33-317-3-0
9/24/2015	Kirk Cousins	at Giants	L	49-30-316-1-2
12/19/2016	Kirk Cousins	vs Carolina	L	47-32-315-0-1
11/27/2011	Rex Grossman	at Seattle	W	35-26-314-2-2
11/14/1999	Brad Johnson	at Philadelphia	L	33-18-313-2-3
11/25/1984	Joe Theismann	vs Buffalo	W	33-26-311-2-1
11/18/1990	Mark Rypien	vs New Orleans	W	38-26-311-4-0
10/20/1963	Norm Snead	at Pittsburgh	L	28-13-309-1-3
9/26/1971	Billy Kilmer	at Giants	W	32-23-309-2-0
12/7/1986	Jay Schroeder	vs Giants	L	51-28-309-1-6
12/11/1966	Sonny Jurgensen	at Dallas	W	33-18-308-3-1
11/23/1987	Doug Williams	vs Rams	L	46-24-308-2-1
12/11/1949	Sammy Baugh	at Rams	L	48-29-308-3-2
10/19/1980	Joe Theismann	vs St. Louis	W	31-21-307-2-1
11/22/1984	Sonny Jurgensen	vs Dallas	W	33-20-307-1-1
11/4/2016	Alex Smith	at Atlanta	L	46-30-306-1-1
11/9/1980	Joe Theismann	at Chicago	L	34-24-305-2-2
9/11/2011	Rex Grossman	vs Giants	W	34-21-305-2-0
11/22/2012	Robert Griffin III	at Dallas	W	27-19-304-4-1
10/16/1988	Mark Rypien	vs Phoenix	W	27-15-303-4-1
10/13/1974	Sonny Jurgensen	vs Miami	W	39-26-303-2-3
9/25/1988	Mark Rypien	at Phoenix	L	41-26-303-3-1
10/23/2017	Kirk Cousins	at Philadelphia	L	40-30-303-3-1
1/1/1984	Joe Theismann	vs Rams	W	23-18-302-2-0
11/7/1976	Joe Theismann	at San Francisco	W	32-20-302-2-2
12/10/1989	Mark Rypien	vs San Diego	W	39-23-302-2-1
11/29/2015	Kirk Cousins	vs Giants	W	29-20-302-1-0

11/2/1975	Billy Kilmer	vs Dallas	W	39-21-301-3-4
11/25/2007	Jason Campbell	at Tampa Bay	L	49-30-301-1-2
10/23/2016	Kirk Cousins	at Detroit	L	39-30-301-1-0
11/23/1969	Sonny Jurgensen	vs Atlanta	W	32-26-300-2-1
12/13/2015	Kirk Cousins	at Chicago	W	31-24-300-1-1

100-YARD RECEIVING GAMES

Entering 2020 season — rookies *stylized*.

Date	Player	Game	W/L/T	Rec-Yds-TD
10/4/1987	Anthony Allen	vs St. Louis	W	7-255-3
10/27/1986	Gary Clark	at NY Giants	L	11-241-1
12/15/1985	Art Monk	vs Cincinnati	W	13-230-1
11/17/1963	Bobby Mitchell	vs Pittsburgh	L	11-218-2
10/31/1943	Wilbur Moore	at Brooklyn	W	7-213-2
9/28/1947	Hugh Taylor	at Philadelphia	L	8-212-3
10/22/2000	Albert Connell	vs Carrollville	W	7-211-3
10/21/2001	Rod Gardner	vs Jacksonville	W	6-208-1
11/10/1991	Gary Clark	vs Atlanta	W	4-203-3
10/9/1984	Art Monk	at San Francisco	L	10-200-0
11/7/1976	Frank Grant	at San Francisco	W	11-200-0
11/13/1966	Charley Taylor	vs Dallas	L	11-199-2
12/8/1963	Bobby Mitchell	at NY Giants	L	8-197-1
9/8/1994	Henry Ellard	at NY Giants	L	10-197-1
12/7/1952	Hugh Taylor	at NY Giants	W	6-196-3
12/12/1948	Hugh Taylor	at NY Giants	W	9-194-2
1/31/1988	Ricky Sanders	vs Denver	W	9-193-2
10/20/1985	Gary Clark	at NY Giants	L	11-193-0
12/11/1994	Henry Ellard	at Arizona	L	8-191-1
12/13/1987	Gary Clark	vs Dallas	W	9-187-1
10/11/1964	Bobby Mitchell	vs Philadelphia	W	12-183-2
10/2/1983	Charlie Brown	vs LA Raiders	W	11-180-1
9/14/2003	Laveranues Coles	at Atlanta	W	11-180-1
9/27/2009	Santana Moss	at Detroit	L	10-178-1
9/21/1986	Art Monk	at San Diego	W	7-174-0
10/20/1963	Bobby Mitchell	at Pittsburgh	L	4-173-0
10/16/2005	Santana Moss	at Kansas City	L	10-173-2
11/3/2013	Pierre Garçon	vs San Diego	W	7-172-0
1/1/1984	Charlie Brown	vs LA Rams	W	6-171-0
9/24/1961	Fred Dugan	at Philadelphia	L	6-168-1
11/19/1961	Bill Anderson	at Dallas	T	10-168-0
11/4/1990	Art Monk	at Detroit	W	13-168-0
12/17/1989	Ricky Sanders	at Atlanta	W	7-167-0
9/27/2004	Rod Gardner	vs Dallas	L	10-167-2
11/10/1991	Art Monk	vs Atlanta	W	7-164-2
10/10/1965	Bobby Mitchell	vs St. Louis	L	8-164-1
12/26/1987	Ricky Sanders	at Minnesota	W	8-164-2
9/14/2008	Santana Moss	vs New Orleans	W	7-164-1
1/12/1991	Art Monk	at San Francisco	L	10-163-1
9/9/2007	Antwan Randle El	vs Miami	W	5-162-0
9/25/1994	Henry Ellard	vs Atlanta	L	6-162-1
10/28/1945	Steve Bagarus	at NY Giants	W	8-162-0
9/30/1990	Gary Clark	at Phoenix	W	8-162-2
12/12/1937	Wayne Millner	at Chicago	W	9-160-2
12/24/2005	Santana Moss	vs NY Giants	W	5-160-3
9/12/1999	Michael Westbrook	vs Dallas	L	5-159-1
9/19/2005	Santana Moss	at Dallas	W	5-159-2
10/31/1948	Dick Todd	vs Boston	W	5-158-2
10/28/1962	Bobby Mitchell	at NY Giants	L	5-158-2
10/14/1962	Bobby Mitchell	at St. Louis	T	7-158-1
10/29/1989	Ricky Sanders	at LA Raiders	L	12-158-1
10/6/2014	DeSean Jackson	vs Seattle	L	5-157-1
12/26/1982	Charlie Brown	at New Orleans	W	4-156-2
11/16/1969	Charley Taylor	vs Dallas	L	8-155-1
11/10/1974	Charley Taylor	at Philadelphia	W	9-155-1
9/17/1989	Gary Clark	vs Philadelphia	L	4-153-2
10/21/1973	Charley Taylor	vs St. Louis	W	7-153-1
12/20/2015	DeSean Jackson	vs Buffalo	W	6-153-1
11/14/1999	Michael Westbrook	at Philadelphia	L	4-152-1
11/23/1986	Gary Clark	vs Dallas	W	8-152-1
10/13/1996	Henry Ellard	at New England	W	8-152-1
11/26/1989	Art Monk	vs Chicago	W	9-152-2
9/17/1950	Hugh Taylor	at Baltimore	W	5-150-3
10/2/1966	Bobby Mitchell	vs Pittsburgh	W	6-150-2
12/1/1985	Art Monk	vs San Francisco	L	8-150-1
09/24/2017	Chris Thompson	vs Oakland	W	6-150-1

MILESTONE GAMES

12/23/1989	Gary Clark	at Seattle	W	9-149-1
10/22/1967	Charley Taylor	at Los Angeles	T	3-148-1
12/13/1981	Art Monk	vs Baltimore	W	7-148-1
9/30/1962	Bobby Mitchell	vs St. Louis	W	7-147-2
11/27/1983	Charlie Brown	vs Philadelphia	W	7-147-1
10/21/1962	Bobby Mitchell	at Philadelphia	W	8-147-2
12/31/1972	Charley Taylor	vs Dallas	W	7-146-2
11/19/1939	Andy Farkas	vs Chi. Cardinals	W	3-145-2
12/11/1966	Charley Taylor	at Dallas	W	4-145-1
9/11/1988	Ricky Sanders	vs Pittsburgh	W	5-145-1
11/8/1981	Virgil Seay	vs Detroit	W	8-145-0
10/29/1989	Gary Clark	at LA Raiders	L	8-145-1
12/3/1967	Jerry Smith	vs Philadelphia	T	9-145-2
9/8/2008	Santana Moss	at Dallas	W	8-145-0
9/21/1986	Gary Clark	at San Diego	W	6-144-1
10/30/1949	Harold Crisler	at NY Bulldogs	T	8-144-0
9/17/1967	Charley Taylor	at Philadelphia	L	8-144-0
12/23/2013	Pierre Garçon	vs Dallas	L	11-144-1
9/11/1989	Ricky Sanders	vs NY Giants	L	6-143-1
10/26/1947	Eddie Saenz	vs Chicago	L	9-143-1
9/15/2013	Pierre Garçon	at Green Bay	L	8-143-1
10/4/1958	John Carson	at Chi. Cardinals	L	8-142-1
9/24/1950	Howie Livingston	at Green Bay	L	4-141-2
10/2/1988	Ricky Sanders	vs NY Giants	L	7-141-2
10/7/1984	Art Monk	at Indianapolis	W	8-141-3
11/23/2017	Jamison Crowder	vs NY Giants	W	7-141-1
12/16/1962	Dick James	vs Pittsburgh	L	5-140-2
11/20/1983	Charlie Brown	at LA Rams	W	8-140-1
10/3/1999	Michael Westbrook	vs Carolina	W	8-140-2
10/26/2008	Santana Moss	at Detroit	W	9-140-1
11/2/1952	Hugh Taylor	vs Pittsburgh	L	4-139-1
11/28/1965	Charley Taylor	vs Dallas	W	7-139-1
10/10/1976	Frank Grant	vs Kansas City	L	8-138-1
10/1/2006	Santana Moss	vs Jacksonville	W	4-138-3
9/21/2014	Pierre Garçon	at Philadelphia	L	11-138-1
9/12/1999	Albert Connell	vs Dallas	L	4-137-1
1/8/1984	Charlie Brown	vs San Francisco	W	5-137-1
12/18/1966	Jerry Smith	vs Philadelphia	L	7-137-2
12/13/1971	Roy Jefferson	at Los Angeles	W	8-137-2
10/9/1949	Hugh Taylor	vs NY Giants	L	4-136-2
12/16/1984	Art Monk	vs St. Louis	W	11-136-2
10/27/2014	DeSean Jackson	at Dallas	W	6-136-0
12/7/1975	Frank Grant	at Atlanta	W	5-135-1
9/16/1962	Bobby Mitchell	at Dallas	T	8-135-2
10/29/1995	Leslie Shepherd	vs NY Giants	L	7-135-0
11/22/1998	Michael Westbrook	vs Arizona	L	10-135-3
10/3/1999	Albert Connell	vs Carolina	W	5-134-2
10/1/1972	Charley Taylor	at New England	L	7-134-2
9/12/1982	Art Monk	at Philadelphia	W	8-134-1
9/30/1979	Danny Buggs	at Atlanta	W	10-134-0
10/20/2013	Jordan Reed	vs Chicago	W	9-134-1
9/20/1998	Michael Westbrook	at Seattle	L	7-132-2
11/4/1990	Gary Clark	at Detroit	W	8-132-1
9/23/1973	Charley Taylor	at St. Louis	L	9-132-1
11/4/1990	Ricky Sanders	at Detroit	W	11-132-0
12/17/1989	Art Monk	at Atlanta	W	6-131-2
9/8/2002	Rod Gardner	vs Arizona	W	7-131-1
11/18/1990	Gary Clark	vs New Orleans	W	8-131-2
11/15/2015	Matt Jones	vs New Orleans	W	3-131-1
12/6/1987	Gary Clark	at St. Louis	W	5-130-1
12/4/1994	Desmond Howard	at Tampa Bay	L	5-130-1
9/26/1948	Harold Crisler	vs Pittsburgh	W	6-130-0
11/18/1985	Art Monk	vs NY Giants	W	7-130-0
11/17/1991	Art Monk	at Pittsburgh	W	8-130-1
12/7/1986	Kelvin Bryant	vs NY Giants	L	13-130-1
12/15/2019	Terry McLaurin	vs Philadelphia	L	5-130-1
12/15/1991	Gary Clark	vs NY Giants	W	3-129-2
12/13/1986	Art Monk	at Denver	L	6-129-1
15/15/2013	Pierre Garçon	at Atlanta	L	7-129-1
12/26/2015	Jordan Reed	at Philadelphia	W	9-129-2
9/20/1981	Art Monk	at St. Louis	L	4-129-1
12/4/1988	Ricky Sanders	at Philadelphia	W	10-128-1
11/10/1940	Dick Todd	at Brooklyn	L	7-126-0
11/24/1996	Michael Westbrook	vs San Francisco	L	7-126-0
1/11/1987	Art Monk	at NY Giants	L	8-126-0
10/20/2014	DeSean Jackson	vs Philadelphia	W	4-126-0
9/26/1971	Charley Taylor	at NY Giants	W	6-125-2
10/24/1971	Charley Taylor	at Kansas City	L	7-125-2
12/26/1999	Michael Westbrook	at San Francisco	W	7-125-1

11/23/1997	Michael Westbrook	vs NY Giants	T	9-125-0
11/9/2003	Laveranues Coles	vs Seattle	W	5-125-1
9/8/2019	Terry McLaurin	at Philadelphia	L	5-125-1
11/4/2018	Maurice Harris	vs Atlanta	L	10-124-0
11/28/1982	Charlie Brown	vs Philadelphia	W	3-124-1
11/27/1986	Charley Taylor	vs NY Giants	W	6-124-2
10/11/1970	Charley Taylor	vs Detroit	W	6-124-2
11/9/1980	Art Monk	at Chicago	L	8-124-0
11/26/1989	Gary Clark	vs Chicago	W	8-124-1
9/6/1981	Joe Washington	vs Dallas	L	10-124-1
9/26/2010	Santana Moss	at St. Louis	L	6-124-0
9/27/1959	Bill Anderson	at Chi. Cardinals	L	6-123-0
11/2/1986	Gary Clark	vs Minnesota	W	6-123-1
9/27/1981	Terry Metcalf	at Philadelphia	L	8-123-0
11/26/1967	Charley Taylor	at Cleveland	L	11-123-2
12/3/2006	Santana Moss	vs Atlanta	L	7-123-1
11/30/2014	Jordan Reed	at Indianapolis	L	9-123-0
10/29/2017	Jamison Crowder	vs Dallas	L	9-123-0
12/8/1962	Leroy Jackson	at Baltimore	L	3-123-1
9/15/1963	Bobby Mitchell	at Cleveland	L	4-122-1
9/24/2000	Albert Connell	at NY Giants	W	4-122-0
12/8/2002	Derrius Thompson	vs NY Giants	L	6-122-0
12/30/1984	Art Monk	vs Chicago	L	10-122-0
10/3/2004	Laveranues Coles	at Cleveland	L	7-122-0
10/22/1950	Hugh Taylor	vs Chi. Cardinals	L	4-121-3
9/15/1968	Gerry Allen	at Chicago	W	4-121-1
10/10/1943	Wilbur Moore	vs Brooklyn	W	5-121-2
11/26/2000	James Thrash	vs Philadelphia	L	5-121-1
11/8/1958	Jim Podoley	vs Chi. Cardinals	W	5-121-2
11/8/2007	Santana Moss	at Dallas	L	9-121-1
11/13/1988	Craig McEwen	vs Chicago	L	3-120-1
12/13/1970	Jon Henderson	vs Philadelphia	W	6-120-1
12/17/1988	Ricky Sanders	at Cincinnati	L	6-120-1
10/8/1961	Fred Dugan	at Cleveland	L	7-120-0
11/2/2014	DeSean Jackson	at Minnesota	L	4-120-1
12/13/2015	Jordan Reed	at Chicago	W	9-120-1
1/10/2016	Jordan Reed	vs Green Bay	L	9-120-1
12/15/1974	Frank Grant	vs Chicago	W	4-119-0
11/19/1978	John McDaniel	vs St. Louis	L	4-119-1
11/14/1948	Harold Crisler	vs Detroit	W	5-119-0
11/8/1987	Gary Clark	at Philadelphia	L	5-119-1
10/20/1996	Henry Ellard	vs NY Giants	W	5-119-0
12/11/1983	Art Monk	at Dallas	W	6-119-1
9/18/1966	Bobby Mitchell	at St. Louis	L	9-119-1
11/7/2013	Pierre Garçon	at Minnesota	L	7-119-1
12/7/1947	Eddie Saenz	vs NY Giants	L	7-118-1
10/16/1949	Harold Crisler	vs NY Bulldogs	W	7-118-3
12/12/1965	Bobby Mitchell	vs NY Giants	L	8-118-1
12/21/1985	Gary Clark	at St. Louis	W	8-118-1
12/7/1980	Clarence Harmon	vs San Diego	W	12-118-0
9/14/2003	Rod Gardner	at Atlanta	W	9-118-1
10/10/2010	Santana Moss	vs Green Bay	L	7-118-0
11/24/2016	DeSean Jackson	at Dallas	L	4-118-1
10/29/1944	Joe Aguirre	vs Chi. Cardinals	W	3-117-2
11/25/1962	Dick James	vs NY Giants	L	5-117-2
9/24/1937	Wayne Millner	vs Chi. Cardinals	L	7-117-0
11/29/1964	Preston Carpenter	vs NY Giants	W	7-117-1
9/21/2014	DeSean Jackson	at Philadelphia	L	5-117-1
11/28/1968	Jerry Smith	at Dallas	L	6-116-1
12/13/1998	Albert Connell	at Carolina	W	8-116-1
12/1/1985	Gary Clark	vs San Francisco	L	10-116-0
10/9/2005	Santana Moss	at Denver	L	8-116-0
11/20/2016	Pierre Garçon	vs Green Bay	W	6-116-1
9/13/1964	Bobby Mitchell	vs Cleveland	L	4-115-0
11/29/1984	Calvin Muhammad	at Minnesota	W	5-115-1
12/30/2007	Santana Moss	vs Dallas	W	8-115-1
11/20/2011	Jabar Gaffney	vs Dallas	L	7-115-1
10/12/2014	DeSean Jackson	at Arizona	L	3-115-1
11/17/1968	Charley Taylor	vs Dallas	L	5-114-2
10/15/1967	Bobby Mitchell	at Atlanta	T	6-114-1
9/24/1989	Art Monk	at Dallas	W	6-114-0
1/26/1992	Gary Clark	vs Buffalo	W	7-114-1
12/20/1992	Ricky Sanders	at Philadelphia	L	7-114-1
12/2/1962	Bobby Mitchell	vs Philadelphia	L	8-114-0
12/24/2016	DeSean Jackson	at Chicago	W	5-114-0
10/2/1953	Hugh Taylor	at Philadelphia	T	4-113-2
11/8/1964	Bobby Mitchell	at Cleveland	L	7-113-2
1/26/1992	Art Monk	vs Buffalo	W	7-113-0
11/30/1947	Bob Nussbaumer	at Boston	L	8-113-1

MILESTONE GAMES

10/15/1939	Andy Farkas	vs Pittsburgh	W	3-112-1
10/13/1963	Bobby Mitchell	vs Philadelphia	L	3-112-2
10/22/1995	Henry Ellard	vs Detroit	W	6-112-1
11/29/1997	Gary Clark	vs NY Giants	W	7-112-1
10/23/2005	Santana Moss	vs San Francisco	W	5-112-1
10/19/1952	Hugh Taylor	vs Pittsburgh	W	3-111-2
10/3/1949	Hugh Taylor	at Pittsburgh	W	5-111-2
11/18/1979	Danny Buggs	vs Dallas	W	5-111-0
10/29/1995	Gary Ellard	vs NY Giants	L	6-111-0
10/13/1974	Roy Jefferson	vs Miami	W	7-111-1
10/2/1954	Hugh Taylor	at Pittsburgh	L	8-111-0
11/6/1966	Charley Taylor	at Baltimore	L	8-111-1
12/18/2004	Rod Gardner	at San Francisco	W	6-111-0
12/19/2016	DeSean Jackson	vs Carolina	L	7-111-0
12/16/1984	Calvin Muhammad	vs St. Louis	W	5-110-0
10/8/1995	Henry Ellard	at Philadelphia	L	5-110-2
11/23/1989	Charlie Harraway	vs Atlanta	W	6-110-1
1/8/1983	Alvin Garrett	vs Detroit	W	6-110-3
11/29/1998	Stephen Davis	at Oakland	W	7-110-1
10/17/1999	Albert Connell	at Arizona	W	8-110-0
10/12/1969	Bob Long	vs St. Louis	W	9-110-0
1/3/2010	Malcolm Kelly	at San Diego	L	5-109-0
11/21/1948	Harold Crisler	at Philadelphia	L	2-109-2
11/9/1975	Frank Grant	at NY Giants	W	2-109-1
11/29/1970	Walt Roberts	vs NY Giants	L	4-109-1
9/14/1998	Michael Westbrook	vs San Francisco	L	5-109-0
10/30/1949	Hugh Taylor	at NY Bulldogs	T	6-109-1
12/8/1985	Art Monk	at Philadelphia	W	7-109-0
10/5/2008	Chris Cooley	at Philadelphia	W	8-109-1
9/9/2012	Pierre Garcon	at New Orleans	W	4-109-2
1/3/2016	Jamison Crowder	at Dallas	W	5-109-1
12/26/1943	Wilbur Moore	at Chicago	L	5-108-0
12/6/1959	Bill Anderson	vs Philadelphia	L	5-108-1
12/5/1999	Michael Westbrook	at Detroit	L	5-108-1
10/23/1994	Henry Ellard	at Indianapolis	W	6-108-0
10/19/1987	Craig McEwen	at Dallas	W	7-108-0
11/23/1969	Bob Long	vs Atlanta	W	10-108-0
10/23/2016	Jamison Crowder	at Detroit	L	7-108-0
11/22/1964	Angelo Coia	vs Dallas	W	6-107-1
9/1/1991	Gary Clark	vs Detroit	W	6-107-1
12/8/1962	Bobby Mitchell	at Baltimore	L	7-107-0
11/20/1994	Desmond Howard	at Dallas	L	7-107-1
11/22/1998	Leslie Shepherd	vs Arizona	L	7-107-1
10/30/2016	Jamison Crowder	at Cincinnati	T	9-107-1
10/4/1959	Bill Anderson	at Pittsburgh	W	3-106-1
11/3/1940	James Johnston	vs Pittsburgh	W	4-106-2
11/2/1958	Joe Walton	at Pittsburgh	L	4-106-1
10/4/1992	Gary Clark	at Phoenix	L	4-106-0
12/12/1954	Hugh Taylor	vs Chi. Cardinals	W	5-106-3
9/28/1975	Roy Jefferson	vs NY Giants	W	5-106-2
12/26/1999	Albert Connell	at San Francisco	W	5-106-0
11/26/1967	Bobby Mitchell	at Cleveland	L	6-106-1
11/3/1985	Art Monk	at Atlanta	W	6-106-1
10/1/1967	Charley Taylor	vs NY Giants	W	7-106-0
9/20/1981	Ricky Thompson	at St. Louis	L	7-106-2
10/31/1983	Art Monk	at San Diego	W	7-106-0
9/16/1990	Gary Clark	at San Francisco	L	7-106-0
10/13/1991	Art Monk	vs Cleveland	W	7-106-1
9/4/2003	Laveranues Coles	vs NY Jets	W	5-106-0
11/13/2011	Leonard Hankerson	at Miami	L	8-106-0
11/21/2010	Santana Moss	at Tennessee	W	6-106-1
12/3/2012	Pierre Garcon	vs NY Giants	W	8-106-1
12/14/1958	Bill Anderson	vs Philadelphia	W	3-105-1
10/9/1966	Charley Taylor	vs Atlanta	W	3-105-1
12/16/1973	Larry Brown	vs Philadelphia	W	3-105-3
10/17/1983	Art Monk	at Green Bay	L	5-105-0
11/2/1975	Frank Grant	vs Dallas	W	6-105-1
11/11/1984	Calvin Muhammad	vs Detroit	W	7-105-0
9/4/1994	Henry Ellard	vs Seattle	L	7-105-0
9/21/2003	Laveranues Coles	vs NY Giants	L	7-105-0
10/14/2007	Chris Cooley	at Green Bay	L	9-105-1
9/11/2011	Fred Davis	vs NY Giants	W	5-105-0
11/6/2011	Roy Helu, Jr.	vs San Francisco	L	14-105-0
10/15/2017	Chris Thompson	vs San Francisco	W	4-105-0
11/18/2001	Michael Westbrook	at Denver	W	9-104-1
10/13/1957	Jim Podoley	vs NY Giants	L	3-104-1
12/11/1988	Terry Orr	vs Dallas	L	3-104-1
9/27/1998	Michael Westbrook	vs Denver	L	3-104-1

10/28/1984	Art Monk	at NY Giants	L	4-104-0
10/6/1957	John Carson	at Cardinals	W	5-104-1
10/14/1984	Calvin Muhammad	vs Dallas	W	5-104-1
12/13/1981	Virgil Seay	vs Baltimore	W	7-104-1
10/4/1970	Jerry Smith	at Philadelphia	W	8-104-1
11/25/1984	Art Monk	vs Buffalo	W	11-104-1
10/31/1948	Tom Farmer	vs Boston	W	5-103-0
11/12/1967	Bobby Mitchell	vs San Francisco	W	5-103-0
11/10/1985	Art Monk	vs Dallas	L	5-103-0
9/28/1986	Art Monk	vs Seattle	W	5-103-0
11/18/1945	Steve Bagarus	vs Chicago	W	6-103-1
11/23/1947	Paul McKee	vs Chi. Cardinals	W	7-103-2
12/8/1968	Jerry Smith	vs Cleveland	L	7-103-1
12/11/1988	Art Monk	vs Dallas	L	7-103-0
12/30/2006	Santana Moss	vs NY Giants	L	6-103-1
10/1/1950	Hugh Taylor	vs Pittsburgh	L	4-102-1
10/26/1947	Joe Duckworth	vs Chicago	L	5-102-2
11/2/1986	Art Monk	vs Minnesota	W	6-102-1
11/5/2000	James Thrash	at Arizona	L	6-102-0
10/22/1967	Jerry Smith	at Los Angeles	T	7-102-3
10/19/1970	Charley Taylor	at Oakland	L	7-102-1
11/26/1967	A.D. Whitfield	at Cleveland	L	8-102-0
9/13/1987	Gary Clark	vs Philadelphia	W	8-102-0
10/8/1989	Art Monk	vs Phoenix	W	8-102-1
9/12/2016	DeSean Jackson	vs Pittsburgh	L	6-102-0
11/20/2016	Jamison Crowder	vs Green Bay	W	3-102-1
12/11/2016	DeSean Jackson	at Philadelphia	W	3-102-1
10/13/1940	Dick Todd	vs Chi. Cardinals	W	2-101-1
9/11/1989	Gary Clark	vs NY Giants	L	6-101-0
10/31/1983	Charlie Brown	at San Diego	W	8-101-0
11/12/1967	Jerry Smith	vs San Francisco	W	9-101-2
9/5/1993	Alvin Garrett	vs Dallas	L	10-101-0
12/6/2009	Devin Thomas	vs New Orleans	L	7-100-2
11/15/1953	Hugh Taylor	vs Chicago	L	2-100-1
10/31/1943	Joe Aguirre	at Brooklyn	W	4-100-2
11/3/1963	Bobby Mitchell	at Dallas	L	5-100-0
11/15/1970	Charley Taylor	at NY Giants	L	5-100-1
10/13/1957	John Carson	vs NY Giants	L	6-100-1
10/22/1972	Larry Brown	vs Dallas	W	7-100-1
12/5/1982	Art Monk	vs Dallas	L	7-100-0
9/7/1986	Gary Clark	vs Philadelphia	W	7-100-0
1/9/1993	Gary Clark	at San Francisco	L	7-100-0
11/10/2002	Rod Gardner	at Jacksonville	L	7-100-1
10/7/2007	Antwaan Randle El	vs Detroit	W	7-100-0
12/19/2010	Anthony Armstrong	at Dallas	L	5-100-0
10/13/2019	Terry McLaurin	at Miami	W	4-100-2

MILESTONE GAME FACTS & FIGURES

Who has the most 100- or 300-yard games in team history? What is the team's record in these contests? Find out below.

TOP TEN: 100-YARD RUSHING GAMES

Rank	Player	No. of Games
1	Clinton Portis	26
2	John Riggins	25
3	Larry Brown	21
4	Stephen Davis	19
5	Alfred Morris	13
6t	Earnest Byner	12
6t	George Rogers	12
6t	Terry Allen	12
9t	Cliff Battles	9
9t	Ladell Betts	9

TOP TEN: 300-YARD PASSING GAMES

Rank	Player	No. of Games
1	Kirk Cousins	25
2	Sonny Jurgensen	15
3	Joe Theismann	14
4	Mark Rypien	11
5t	Sammy Baugh	7
5t	Jay Schroeder	7
5t	Robert Griffin III	7
8	Jason Campbell	6
9	Norm Sneed	5
10t	Brad Johnson	4
10t	Mark Brunell	4
10t	Rex Grossman	4

TOP TEN: 100-YARD RECEIVING GAMES

Rank	Player	No. of Games
1	Art Monk	36
2	Gary Clark	28
3	Bobby Mitchell	23
4	Charley Taylor	22
5	Santana Moss	17
6	Hugh Taylor	15
7t	DeSean Jackson	12
7t	Michael Westbrook	12
9	Ricky Sanders	11
10	Henry Ellard	10

TOTALS

Players to record at least one 100-yard rushing game: 56
Total number of individual 100-yard rushing performances: 253

Players to record at least one 300-yard passing game: 26
Total number of individual 300-yard passing performances: 133

Players to record at least one 100-yard receiving game: 81
Total number of individual 100-yard receiving performances: 348

RECORD WHEN...

... a player rushes for 100 yards or more: 189-60-1
... two players rush for 100 yards or more: 4-0
... a player passes for 300 yards or more: 63-66-4
... at least one player posts 100 receiving yards: 163-141-10
... only one player posts 100 or more receiving yards: 144-128-8
... only two players post 100 or more receiving yards: 17-12-2
... three players register 100 or more receiving yards: 1-1
... at least one player posts 150 or more receiving yards: 38-25-2
... at least one player posts 200 or more receiving yards: 7-4

OVERTIME GAMES

In 1974, the NFL established overtime to decide regular season games. Since then, Washington has compiled a 25-16-2 record in overtime games.

Nov. 2, 1975 - RFK Stadium

Washington 30, Dallas 24

Ken Houston returned a Roger Staubach interception 14 yards, and Billy Kilmer scored the winning touchdown after 6:34 of overtime action.

Nov. 16, 1975 - Busch Stadium

St. Louis 20, Washington 17

The Cards scored with 20 seconds remaining on a catch by Mel Gray to force overtime. St. Louis won the coin toss and marched to set up a 37-yard Jim Bakken field goal to win after seven minutes of play.

Nov. 23, 1975 - RFK Stadium

Oakland 26, Washington 23

George Blanda's 27-yard field goal decided the contest after 7:13.

Sept. 27, 1976 - Veterans Stadium

Washington 20, Philadelphia 17

Mark Moseley's 29-yard field goal won the Monday night game with 12:49 elapsed in overtime.

Nov. 12, 1978 - RFK Stadium

Washington 16, New York Giants 13

Washington won on Moseley's 45-yard field goal after 3:32 elapsed.

Nov. 15, 1981 - Giants Stadium

Washington 30, New York Giants 27

Moseley kicked a 49-yard field goal on the game's final play to force overtime and a 48-yard field goal to win with 3:44 elapsed.

Sept. 12, 1982 - Veterans Stadium

Washington 37, Philadelphia 34

Washington sent the game into overtime on a 48-yard field goal by Moseley with :01 to play. Moseley won the game with a 26-yarder.

Nov. 2, 1986 - RFK Stadium

Washington 44, Minnesota 38

Jay Schroeder engineered a four-play, 63-yard drive ending with a Gary Clark 38-yard touchdown pass.

Dec. 26, 1987 - Metrodome

Washington 27, Minnesota 24

Ricky Sanders' 51-yard touchdown reception from Doug Williams with less than two minutes remaining tied the score at 24. Ali Haji-Sheikh kicked the 26-yard game-winning field goal after Sanders' 36-yard kickoff return in overtime.

Dec. 17, 1988 - Riverfront Stadium

Cincinnati 20, Washington 17

Jim Breech connected from 20 yards out seven minutes into sudden death.

Nov. 4, 1990 - Pontiac Silverdome

Washington 41, Detroit 38

Chip Lohmiller's 34-yard field goal 9:10 into overtime capped the Washington comeback that equalled the team's greatest in history. Down by 21 points in the third quarter and 17 points entering the fourth, Jeff Rutledge's 12-yard run tied the game with :18 seconds remaining.

Nov. 3, 1991 - RFK Stadium

Washington 16, Houston 13

Darrell Green intercepted a Warren Moon pass which set up Lohmiller's 41-yard field goal 5:01 into overtime moving Washington to a 9-0 record. The Oilers tied the game with less than two minutes in regulation and had a chance to win after Brian Mitchell fumbled the kickoff, but Ian Howfield's 33-yard attempt sailed wide left.

Oct. 16, 1994 - RFK Stadium

Arizona 19, Washington 16

Arizona scored the tying touchdown with :19 left in regulation. Arizona's game-winner was set up by Terry Hoage, who intercepted a Heath Shuler pass and returned it 12 yards to the 23. Peterson kicked the game-winning 29-yard field goal.

Oct. 8, 1995 - Veterans Stadium

Philadelphia 37, Washington 34

Down 10 points in the 4th quarter, Gus Frerotte guided the team back with a touchdown pass to Henry Ellard and Eddie Murray's 46-yard field goal tied it up with :52 left. In OT, Washington stalled on its opening drive and the Eagles' Gary Anderson won the game with a 35-yard field goal.

Oct. 22, 1995 - RFK Stadium

Washington 36, Detroit 30

Trailing 30-27, Eddie Murray's 39-yard field goal tied it with :04 to play. Darrell Green's seven-yard interception return of a Scott Mitchell pass for a touchdown 3:41 into overtime ended the game.

Nov. 10, 1996 - RFK Stadium

Arizona 37, Washington 34

In one of the most bizarre games in Washington history, the team led by 14 points in the fourth quarter only to squander the lead. The Cardinals won the coin toss and drove to the Washington 15, only to have Kevin Butler miss. Scott Blanton booted the apparent 38-yard game-winner, but a holding penalty forced a retry from 48 that went wide left. Arizona then missed a 29-yarder that was negated because the Redskins were offside. Butler's third attempt was good from 32 yards.

Nov. 24, 1996 - RFK Stadium

San Francisco 19, Washington 16

San Francisco's William Floyd's 1-yard touchdown run tied the game in regulation. After winning the coin toss in overtime, the 49ers' Jeff Wilkins hit a 38-yard field goal to win.

Sept. 14, 1997 - Jack Kent Cooke Stadium

Washington 19, Arizona 13

In the inaugural game at Jack Kent Cooke Stadium, Washington won with 13:24 left in overtime when Gus Frerotte, sidestepping a heavy rush, threw a 40-yard strike to a leaping Michael Westbrook in the end zone. The winning points were set up two plays earlier when rookie defensive end Ke'Nard Lang forced and recovered a fumble on the Washington 35-yard line.

Nov. 23, 1997 - Jack Kent Cooke Stadium

Washington 7, NY Giants 7

In overtime, Washington turned the ball over three times, but the defense forced two punts and the Giants missed a 54-yard field goal. With under two minutes remaining, Washington drove to the Giants 36-yard line, but a 54-yard field goal attempt fell short with 11 seconds left in overtime.

OVERTIME GAMES

Sept. 12, 1999 - FedExField

Dallas 41, Washington 35

Dallas stopped the club's first overtime drive and then scored on a 76-yard bomb from Troy Aikman to Rocket Ismail.

Nov. 28, 1999 - FedExField

Washington 20, Philadelphia 17

Brett Conway's game-winning 27-yard FG was set up by a 48-yard kickoff return by James Thrash, which opened the overtime period. The Eagles never had the ball.

Dec. 26, 1999 - 3Com Park

Washington 26, San Francisco 20

Washington overcame a 10-point fourth quarter deficit to win their ninth game of the year and clinch the NFC East. Brad Johnson's QB sneak from the 1-yard line with 3:28 left in regulation sent the game into the extra period. On the opening drive, Johnson connected with Larry Centers for a 33-yard TD.

Oct. 1, 2000 - FedExField

Washington 20, Tampa Bay 17

Tampa Bay forced the overtime when Martin Gramatica connected on a 42-yard field goal as the regulation clock fell to 0:00. 10:51 into the extra period, Deion Sanders ignited the crowd with a 57-yard punt return, setting up the game winning 20-yard field goal by Michael Husted.

Oct. 21, 2001 - FedExField

Washington 17, Carolina 14

Placekicker Brett Conway kicked a 23-yard field goal in overtime to seal Washington's first victory of the season and the first under Marty Schottenheimer, 17-14. Washington forced overtime by overcoming a 14-point deficit in the fourth quarter thanks to a 67-yard interception return for touchdown by LaVar Arrington and an 85-yard touchdown pass from Tony Banks to Rod Gardner.

Sept. 21, 2003 - FedExField

New York Giants 24, Washington 21

With less than five minutes left in regulation, Washington overcame a 21-10 deficit to send the game into overtime. The Giants won the toss and drove downfield from their own 6-yard line. Kicker Matt Bryant connected on a 29-yard field goal to cap off New York's first scoring drive since the second quarter and seal the 24-21 victory.

Oct. 2, 2005 - FedExField

Washington 20, Seattle 17

With a chance to win the game at the end of regulation with 0:01 left on the clock, Seattle kicker Josh Brown missed a 47-yard field goal, sending the game into overtime. After winning the coin toss, Washington went on a 5:31 drive that culminated with a Nick Novak 39-yard field goal to seal Washington's victory over the Seahawks.

Nov. 27, 2005 - FedExField

San Diego 23, Washington 17

San Diego running back LaDainian Tomlinson scored a 32-yard touchdown run with 3:37 remaining to tie the game at 17. With 0:35 remaining, Washington had an opportunity to take the lead with a 53-yard field goal but the ball sailed wide right. In overtime, San Diego ran two plays that culminated in a 41-yard touchdown run, again by Tomlinson to seal the victory.

Oct. 1, 2006 - FedExField

Washington 36, Jacksonville 30

Jacksonville sent the game into overtime with 0:06 on the clock when kicker Josh Scobee connected on a 41-yard field goal. Washington won the coin toss and proceeded to take the ball 80 yards on three plays for the game-winning score. Quarterback Mark Brunell connected with wide receiver Santana Moss for a 68-yard touchdown pass to seal the win.



Dec. 24, 2006 - Edward Jones Dome

St. Louis 37, Washington 31

Washington kicker Shaun Suisham nailed a field goal with 1:15 remaining in regulation to tie the score at 31 and send it into overtime. St. Louis came back in overtime and, six minutes into the extra time, running back Steven Jackson took a handoff 21 yards for the game winning touchdown.

Sept. 9, 2007 - FedExField

Washington 16, Miami 13

In overtime, Washington won the coin toss and elected to receive. Running backs Clinton Portis and Ladell Betts combined for 46 rushing yards and quarterback Jason Campbell completed a key third-down pass to tight end Chris Cooley, keeping the drive alive. As soon as Washington got into field goal range, kicker Shaun Suisham nailed the 39-yard field goal to seal the victory.

Nov. 4, 2007 - Meadowlands

Washington 23, New York Jets 20

Jets kicker Mike Nugent connected on a 30-yard field goal with 0:15 left in regulation to tie the game at 20-20 and send the game into overtime. Washington running back Clinton Portis bulldozed his way down the field in overtime, setting up the game-winning 46-yard field goal by kicker Shaun Suisham.

Dec. 6, 2009 - FedExField

New Orleans 33, Washington 30

Saints quarterback Drew Brees drove 80 yards at the end of regulation to tie the game at 30-30. In overtime, the Saints marched down the field setting up an 18-yard field goal by kicker Garrett Hartley to seal the victory.

Sept. 19, 2010 - FedExField

Houston 30, Washington 27

After holding the Texans on the first possession of overtime, Washington drove to the Houston 34-yard line, but kicker Graham Gano pushed a 52-yard attempt wide right. On the ensuing drive, Neil Rackers connected on a 35-yard field goal to give Houston the win.

OVERTIME GAMES

Oct. 10, 2010 – FedExField

Washington 16, Green Bay 13

LaRon Landry intercepted an Aaron Rodgers pass on Green Bay's second overtime possession and Washington drove 24 yards to set up a game-winning 33-yard field goal by kicker Graham Gano in the team's Week 5 win against the eventual Super Bowl champions.

Nov. 21, 2010 – LP Field

Washington 19, Tennessee 16

After missing a potential game-winning field goal at the end of regulation, Graham Gano redeemed himself in overtime, capping off a 10-play, 57-yard drive with a 48-yarder on the club's first overtime possession to secure a 19-16 road win.

Dec. 26, 2010 – EverBank Field

Washington 20, Jacksonville 17

A 20-yard touchdown run by Jacksonville quarterback David Garrard in the final three minutes of regulation helped the Jaguars force overtime. Jacksonville won the toss and elected to receive, but on their third offensive play of overtime, cornerback Kevin Barnes intercepted Garrard, setting up Graham Gano for a 31-yard game-winning field goal.

Nov. 20, 2011 – FedExField

Dallas 27, Washington 24

Washington quarterback Rex Grossman lofted a perfect fade to receiver Donte Stallworth in the corner of the end zone with 14 seconds remaining in regulation to force overtime. Washington missed a 52-yard field goal attempt on the first possession of overtime, and Dallas responded as kicker Dan Bailey hit a 39-yard field goal above the right upright for a Dallas victory.

Dec. 9, 2012 – FedExField

Washington 31, Baltimore 28

Baltimore took an eight-point lead with less than five minutes to play, but Washington quarterbacks Robert Griffin III and Kirk Cousins led a 13-play, 88-yard drive to tie the game at 28-28. Cousins, in place of an injured Griffin III, threw an 11-yard touchdown pass to Pierre Garçon and followed it with a two-point conversion on a quarterback draw. In overtime, Washington forced the eventual Super Bowl champion Ravens to go three-and-out, and after a 64-yard punt return by rookie Richard Crawford, kicker Kai Forbath hit a 34-yard game-winning field goal.

Nov. 3, 2013 – FedExField

Washington 30, San Diego 24

Leading 24-21 on Homecoming Weekend, the team's defense faced first-and-goal from its own 1-yard line with 21 seconds remaining. After stopping Danny Woodhead on first down, Washington forced two Philip Rivers incompletions and forced the Chargers to settle for a game-tying 19-yard field goal by Nick Novak. Washington took the ball on the first possession of overtime and promptly drove 78 yards in 10 plays, winning the game on fullback Darrel Young's team-record-tying third rushing touchdown of the day.

Oct. 27, 2014 – AT&T Stadium

Washington 20, Dallas 17

Led by quarterback Colt McCoy in his first start with the team, Washington earned their first overtime win against the rival Cowboys since Nov. 2, 1975. On Monday Night Football, McCoy completed 25-of-30 passes for 299 yards, including engineering a nine-play, 58-yard drive culminating in a 40-yard Kai Forbath field goal on overtime's first possession. Rookie cornerback Bashaud Breeland batted away a fourth down pass on the ensuing Cowboys possession, giving the team a 20-17 win.

Oct. 11, 2015 – Georgia Dome

Atlanta 25, Washington 19

Washington trailed by three with 24 seconds remaining in regulation. Quarterback Kirk Cousins led the Redskins 46 yards in four plays, and kicker Dustin Hopkins hit a then-career-long 52-yard field goal with no time remaining to force overtime with the teams tied at 19-19. Washington received the ball to start overtime, but on the seventh play of the drive, wide receiver Ryan Grant slipped in his route, allowing Falcons cornerback Robert Alford to intercept a Cousins pass and race 59 yards down the right sideline for the game-winning touchdown.

Oct. 30, 2016 – Wembley Stadium

Washington 27, Cincinnati 27

In Washington's first game in London, Washington and Cincinnati treated an international audience to a back-and-forth game that featured five lead changes. Trailing 27-24 with 3:15 remaining, quarterback Kirk Cousins engineered a 10-play, 45-yard drive to set-up kicker Dustin Hopkins for a game-tying 40-yard field goal with 1:07 remaining in regulation. In overtime, Hopkins pulled a potential game-winning 34-yard field goal wide left. Washington forced a fumble on the Bengals' ensuing possession, and a potential Hail Mary pass for the Redskins on their next drive sailed out of bounds, resulting in the team's second tie of the overtime era.

Nov. 19, 2016 – Mercedes-Benz Superdome

New Orleans 34, Washington 31

A battered Washington squad led the eventual NFC North champion Saints, 31-16, with under six minutes remaining in New Orleans, but the Saints engineered touchdown drives of 75 yards and 87 yards and converted a two-point conversion to send the game to overtime at 31-31. After a Washington three-and-out to open the extra period, the Saints drove 51 yards to set up Wil Lutz's game-winning 28-yard field goal.

Dec. 22, 2019 – FedExField

NY Giants 41, Washington 35

In a game that looked like it was going to get out of hand early, Washington outscored the New York Giants 14-0 in the fourth quarter to force overtime. New York won the coin toss and elected to receive and QB Daniel Jones led an 11 play, 66 yard drive that was capped with a three yard touchdown pass to TE Kaden Smith to seal the victory. The loss sealed Washington's fate finishing last in the NFC East, but guaranteed the team the No. 2 overall selection in the 2020 NFL Draft.

OVERTIME RECORDS

Washington's .590 all-time winning percentage in overtime games (including postseason play) ranks fourth among all NFL teams entering 2020.

Team	W	L	T	Pct.
Denver Broncos	30	19	2	0.608
Arizona Cardinals	28	16	4	0.604
Buffalo Bills	22	15	0	0.595
Washington Redskins	25	17	2	0.590
New York Giants	24	18	2	0.568

PLAYERS OF THE WEEK/MONTH

NFC PLAYERS OF THE WEEK

OFFENSE [39]

YEAR	WEEK	POS	PLAYER
1984	7	RB	John Riggins
1984	16	WR	Art Monk
1985	16	RB	George Rogers
1985	15	WR	Art Monk
1986	9	QB	Jay Schroeder
1986	12	WR	Gary Clark
1987	4	WR	Anthony Allen
1988	10	QB	Doug Williams
1988	14	WR	Ricky Sanders
1989	15	QB	Mark Rypien
1990	9	QB	Jeff Rutledge
1990	11	QB	Mark Rypien
1990	13	T	Jim Lachey
1991	11	QB	Mark Rypien
1991	12	WR	Art Monk
1991	7	WR	Art Monk
1992	6	WR	Art Monk
1993	1	QB	Mark Rypien
1994	8	QB	Gus Frerotte
1995	5	RB	Terry Allen
1999	4	QB	Brad Johnson
1999	2	QB	Brad Johnson
1999	11	RB	Stephen Davis
2000	8	WR	Albert Connell
2001	6	WR	Rod Gardner
2002	1	QB	Shane Matthews
2005	16	WR	Santana Moss
2005	2	WR	Santana Moss
2006	4	WR	Santana Moss
2007	16	RB	Clinton Portis
2007	14	QB	Todd Collins
2007	5	QB	Jason Campbell
2008	5	RB	Clinton Portis
2012	1	QB	Robert Griffin III
2012	11	QB	Robert Griffin III
2012	17	RB	Alfred Morris
2015	7	QB	Kirk Cousins
2015	10	QB	Kirk Cousins
2016	11	QB	Kirk Cousins
2017	3	QB	Kirk Cousins
2018	8	RB	Adrian Peterson

DEFENSE [37]

YEAR	WEEK	POS	PLAYER
1984	15	CB	Darrell Green
1984	3	CB	Vernon Dean
1984	6	DT	Dave Butz
1985	8	S	Curtis Jordan
1986	1	DT	Dave Butz
1987	14	DE	Charles Mann
1987	10	CB	Darrell Green
1989	13	CB	A.J. Johnson
1990	17	LB	Wilber Marshall
1991	6	LB	Wilber Marshall
1992	7	LB	Wilber Marshall
1992	13	S	Brad Edwards
1992	15	S	Danny Copeland
1993	10	CB	Darrell Green
1995	14	S	Stanley Richard
1996	2	DT	Sean Gilbert
1997	13	LB	Ken Harvey
1997	17	CB	Darrell Green
1997	5	CB	Cris Dishman
1998	13	CB	Darrell Green
1999	3	DE	Kenard Lang
1999	6	CB	Champ Bailey
2000	12	DE	Bruce Smith
2000	5	DE	Marco Coleman
2000	5	CB	Deion Sanders
2003	4	CB	Champ Bailey
2005	15	DE	Phillip Daniels
2006	12	S	Sean Taylor
2006	9	S	Troy Vincent
2008	2	S	Chris Horton
2009	14	LB	Brian Drakpo
2010	5	S	LaRon Landry
2010	7	CB	DeAngelo Hall
2011	4	LB	Brian Drakpo
2011	12	CB	DeAngelo Hall
2014	7	LB	Keenan Robinson
2019	6	S	Landon Collins

SPECIAL TEAMS [18]

YEAR	WEEK	POS	PLAYER
1991	2	K	Chip Lohmiller
1994	2	RET	Brian Mitchell
1996	2	RET	Brian Mitchell
1997	7	P	Matt Turk
1998	9	P	Matt Turk
1998	14	RET	Brian Mitchell
2005	14	RET	Antonio Brown
2005	17	ST	Mike Sellers
2007	9	K	Shaun Suisham
2008	8	RET	Santana Moss
2008	16	P	Ryan Plackemeier
2009	14	P	Hunter Smith
2010	16	K	Graham Gano
2014	8	K	Kai Forbath
2016	3	K	Dustin Hopkins
2016	5	RET	Jamison Crowder
2018	10	P	Tress Way
2019	12	RET	Steven Sims Jr.
2019	13	P	Tress Way

**** NOTE - The NFL started awarding weekly honors in 1984.**

NFC PLAYERS OF THE MONTH

OFFENSE [7]

YEAR	MONTH	POS	PLAYER
1990	Dec	RB	Earnest Byner
1991	Nov	WR	Gary Clark
1996	Oct	RB	Terry Allen
2007	Dec	QB	Todd Collins
2008	Oct	RB	Clinton Portis
2015	Dec	QB	Kirk Cousins
2016	Nov	QB	Kirk Cousins

DEFENSE [5]

YEAR	MONTH	POS	PLAYER
1986	Nov	DE	Dexter Manley
1991	Oct	LB	Wilber Marshall
1992	Oct	LB	Wilber Marshall
2005	Dec	LB	Marcus Washington
2012	Dec	LB	London Fletcher

SPECIAL TEAMS [3]

YEAR	MONTH	POS	PLAYER
1993	Sept	S	Pat Eilers
1997	Oct	P	Matt Turk
2016	Sept	K	Dustin Hopkins

PRESEASON RESULTS SINCE 1961

1961 (0-5)

8/11...vs. Los Angeles...7-26...L
8/19...vs. Chicago...13-29...L...Charleston, SC
8/26...vs. Baltimore...7-41...L...Norfolk, VA
9/2...vs. Philadelphia...10-17...L...Bristol, TN
9/9...vs. Green Bay...24-31...L...Columbus, GA

1962 (1-4)

8/11...at Los Angeles...7-37...L
8/16...vs. Baltimore...14-34...L
8/25...vs. Philadelphia...7-24...L...Charlotte, NC
9/1...vs. Chicago...29-28...W...Norfolk, VA
9/8...vs. Green Bay...14-20...L...Columbus, GA

1963 (0-4)

8/15...vs. Chicago...26-28...L
8/24...vs. Philadelphia...13-41...L...Charlotte, NC
8/31...vs. Baltimore...13-27...L...Norfolk, VA
9/6...vs. Green Bay...17-28...L

1964 (2-3)

8/8...vs. Detroit...27-28...L...Charlotte, NC
8/15...vs. Chicago...13-14...L...Richmond, VA
8/22...vs. NY Giants...27-24...W...Ithaca, NY
8/27...vs. Baltimore...14-41...L
9/5...vs. St. Louis...17-10...W...Norfolk, VA

1965 (3-3)

8/3...vs. Philadelphia...37-0...W...Hershey, PA
8/12...vs. Chicago...30-31...L
8/21...vs. St. Louis...13-7...W...Richmond, VA
8/28...vs. Minnesota...16-20...L...Charlotte, NC
9/4...vs. Baltimore...23-33...L...Norfolk, VA
9/12...vs. Detroit...20-3...W...Canton, OH

1966 (1-3)

8/3...vs. Baltimore...0-35...L
8/20...vs. Chicago...10-24...L...Norfolk, VA
8/26...vs. Minnesota...27-30...L...Cleveland, OH
9/3...vs. Philadelphia...35-20...W

1967 (4-1)

8/9...vs. Chicago...37-14...W
8/19...vs. NY Giants...31-13...W...Raleigh, NC
8/26...at Boston...13-7...W
8/31...vs. Baltimore...17-23...L
9/9...vs. Pittsburgh...16-10...W...Norfolk, VA

1968 (3-3)

8/1...at Houston...3-9...L
8/10...vs. Atlanta...16-14...W...Tampa, FL
8/16...vs. Baltimore...13-15...L
8/24...vs. Chicago...13-45...L...Raleigh, NC
8/29...vs. Detroit...16-10...W
9/7...vs. Pittsburgh...24-17...W...Norfolk, VA

1969 (2-4)

8/2...vs. Chicago...13-7...W
8/8...at Buffalo...17-21...L
8/23...at Atlanta...24-7...W
8/30...vs. Detroit...20-21...L...Tampa, FL
9/6...vs. Cleveland...10-20...L
9/14...at Philadelphia...17-26...L

1970 (5-1)

8/8...at Cincinnati...12-27...L
8/16...at Boston...45-21...W
8/21...vs. Atlanta...21-13...W
8/28...vs. Buffalo...27-0...W
9/5...vs. Miami...26-21...W...Tampa, FL
9/12...vs. Baltimore...17-14...W

1971 (2-3-1)

8/7...at San Diego...10-19...L
8/14...at Denver...17-13...W
8/21...vs. St. Louis...20-13...W
8/28...vs. Baltimore...14-20...L
9/4...at Miami...10-27...L
9/11...vs. Cincinnati...17-17...T

1972 (3-2-1)

8/4...vs. Baltimore...33-3...W...Tampa, FL
8/11...vs. Denver...41-0...W
8/18...vs. Philadelphia...34-10...W
8/25...at Detroit...10-23...L
8/31...vs. Miami...24-27...L
9/9...at Pittsburgh...10-10...T

1973 (5-1)

8/3...vs. Detroit...14-17...L
8/10...vs. Denver...14-10...W
8/17...at Buffalo...37-21...W
8/25...vs. Baltimore...20-3...W
9/2...at New England...35-14...W
9/9...vs. Chicago...17-3...W

1974 (2-4)

8/2...vs. New England...17-21...L
8/9...vs. Houston...3-48...L
8/18...vs. Buffalo...15-16...L
8/24...at Cleveland...20-17...W
8/30...vs. Pittsburgh...19-21...L
9/6...vs. Baltimore...7-6...W

1975 (4-3)

8/2...vs. Cincinnati...17-9...W...Canton, OH
8/8...vs. Atlanta...14-16...L
8/16...at Houston...13-24...L
8/22...vs. Cleveland...23-14...W
8/29...vs. Detroit...34-13...W
9/7...vs. NY Jets...31-35...L
9/12...vs. Baltimore...24-10...W

1976 (2-4)

7/31...at Atlanta...17-10...W
8/8...at Baltimore...3-20...L
8/14...vs. Pittsburgh...7-27...L
8/21...at Kansas City...20-23...L
8/28...at NY Jets...38-7...W
9/3...vs. Chicago...7-9...L

1977 (4-2)

8/8...at Cleveland...16-14...W
8/13...at Miami...15-27...L
8/18...vs. Kansas City...13-7...W
8/27...at Green Bay...13-9...W
9/4...at New England...7-45...L
9/9...vs. NY Jets...14-7...W

1978 (2-2)

8/5...at Minnesota...13-20...L
8/11...vs. Green Bay...20-12...W
8/18...at Baltimore...17-16...W
8/25...vs. Atlanta...7-10...L

1979 (2-2)

8/4...at Tampa Bay...9-7...W
8/11...at Denver...6-13...L
8/18...at Atlanta...16-6...W
8/24...vs. Cleveland...9-21...L

1980 (3-1)

8/9...at Baltimore...13-3...W
8/18...at Cleveland...12-3...W
8/23...vs. Oakland...34-17...W
8/29...at Tampa Bay...6-11...L

1981 (3-1)

8/7...vs. Kansas City...16-10...W
8/14...vs. Minnesota...27-13...W
8/22...at Baltimore...13-7...W
8/30...at New England...10-19...L

1982 (0-4)

8/14...at Miami...7-24...L
8/21...at Tampa Bay...13-28...L
8/27...vs. Buffalo...14-20...L
9/3...at Cincinnati...21-28...L

1983 (2-2)

8/6...at Atlanta...10-13...L
8/12...vs. Cincinnati...27-23...W
8/19...vs. Miami...7-38...L
8/27...at Buffalo...27-19...W

1984 (2-2)

8/4...at Denver...16-13...W
8/10...vs. L.A. Raiders...20-21...L
8/17...vs. New England...27-31...L
8/25...at New Orleans...14-6...W

1985 (4-0)

8/10...at Atlanta...17-14...W
8/18...at L.A. Raiders...14-9...W
8/23...vs. New England...37-36...W
8/30...at Tampa Bay...20-7...W

1986 (3-1)

8/10...at New England...7-18...L
8/15...vs. Pittsburgh...27-24...W
8/23...at Tampa Bay...21-13...W
8/29...vs. Atlanta...29-21...W

1987 (3-1)

8/14...vs. Pittsburgh...23-17...W
8/22...vs. Green Bay...33-0...W...Madison, WI
8/29...at Tampa Bay...10-17...L
9/5...at L.A. Rams...26-14...W

1988 (3-1)

8/5...vs. Pittsburgh...31-44...L
8/13...at Miami...27-10...W
8/20...at L.A. Raiders...45-27...W
8/27...vs. Atlanta...34-17...W...Birmingham, AL

1989 (4-1)

8/5...vs. Buffalo...31-6...W...Canton, OH
8/12...at Pittsburgh...21-14...W
8/21...at Minnesota...13-24...L
8/25...vs. Miami...35-21...W
9/1...at New Orleans...26-21...W

1990 (3-1)

8/11...vs. Atlanta...27-31...L...Chapel Hill, NC
8/17...vs. Pittsburgh...27-24...W
8/25...at Cleveland...31-13...W
8/31...vs. L.A. Rams...37-10...W

1991 (1-3)

8/4...at Pittsburgh...7-13...L
8/10...at New England...27-6...W
8/16...vs. Cleveland...21-24 (OT) L
8/24...vs. NY Jets...9-13...L...Columbia, SC

PRESEASON RESULTS SINCE 1961

1992 (1-4)

8/1...vs. Miami.....21-22...L.....Orlando, FL
8/8...at NY Jets.....13-14...L.....
8/16...vs. San Francisco.....15-17...L.....London
8/22...at L.A. Raiders.....27-23...W.....
8/29...vs. Minnesota.....0-30...L.....

1993 (3-1)

8/9...vs. Cleveland.....41-12...W.....
8/14...at Miami.....10-19...L.....
8/22...at Pittsburgh.....10-3...W.....
8/27...vs. NY Jets.....17-3...W.....

1994 (1-3)

8/8...at Buffalo.....11-13...L.....
8/12...vs. Kansas City.....14-17...L.....
8/18...at New England.....17-27...L.....
8/26...vs. Pittsburgh.....22-21...W.....

1995 (1-3)

8/5...at Kansas City.....21-37...L.....
8/12...vs. Houston.....16-13...W.....Nashville, TN
8/19...at Miami.....12-27...L.....
8/25...at Green Bay.....23-35...L.....

1996 (1-3)

8/2...at Buffalo.....17-7...W.....
8/9...at Detroit.....25-34...L.....
8/16...vs. Cincinnati.....7-28...L.....
8/23...at New England.....19-27...L.....

1997 (3-1)

8/2...at Tampa Bay.....20-8...W.....
8/9...at Tennessee.....18-12...W.....
8/16...at Atlanta.....35-31...W.....
8/21...at Miami.....7-28...L.....

1998 (1-3)

8/8...vs. Miami.....16-19...L.....
8/15...at Tennessee.....27-24...W.....
8/22...vs. New England.....17-20...L.....
8/28...at Buffalo.....17-27...L.....

1999 (3-1)

8/13...at New England.....20-14...W.....
8/20...vs. Buffalo.....20-19...W.....
8/28...at Pittsburgh.....27-14...W.....
9/3...vs. Tampa Bay.....13-16...L.....

2000 (3-1)

8/4...at Tampa Bay.....12-13...L.....
8/11...vs. New England.....30-20...W.....
8/19...at Cleveland.....24-0...W.....
8/25...vs. Pittsburgh.....17-10...W.....

2001 (1-3)

8/12...at Kansas City.....0-20...L.....
8/17...vs. Atlanta.....6-27...L.....
8/24...vs. Cleveland.....27-25...W.....
8/30...at New England.....13-33...L.....

2002 (4-1)

8/3...vs. San Francisco.....38-7...W.....Osaka, Japan
8/10...at Carolina.....37-30...W.....
8/18...vs. Pittsburgh.....35-34...W.....
8/24...at Tampa Bay.....40-10...W.....
8/29...vs. New England.....14-28...L.....

2003 (1-3)

8/9...at Carolina.....0-20...L.....
8/16...vs. New England.....13-20...L.....
8/23...vs. Baltimore.....24-3...W.....
8/28...at Jacksonville.....15-17...L.....

2004 (3-2)

8/9...vs. Denver.....20-17...W.....Canton, OH
8/14...vs. Carolina.....20-23...L.....
8/21...at Miami.....17-0...W.....
8/27...at St. Louis.....3-28...L.....
9/3...vs. Atlanta.....27-0...W.....

2005 (1-3)

8/13...at Carolina.....10-28...L.....
8/19...vs. Cincinnati.....17-24...L.....
8/26...vs. Pittsburgh.....17-10...W.....
9/1...at Baltimore.....20-26 (OT) L.....

2006 (0-4)

8/13...at Cincinnati.....3-19...L.....
8/19...vs. NY Jets.....14-27...L.....
8/26...at New England.....0-41...L.....
8/31...vs. Baltimore.....10-17...L.....

2007 (2-2)

8/11...at Tennessee.....14-6...W.....
8/18...vs. Pittsburgh.....10-12...L.....
8/25...vs. Baltimore.....13-7...W.....
8/30...at Jacksonville.....14-31...L.....

2008 (3-2)

8/3...vs. Indianapolis.....30-16...W.....Canton, OH
8/9...vs. Buffalo.....17-14...W.....
8/16...at NY Jets.....13-10...W.....
8/23...at Carolina.....3-47...L.....
8/28...vs. Jacksonville.....3-24...L.....

2009 (1-3)

8/13...at Baltimore.....0-23...L.....
8/22...vs. Pittsburgh.....17-13...W.....
8/28...vs. New England.....24-27...L.....
9/3...at Jacksonville.....17-24...L.....

2010 (2-2)

8/13...vs. Buffalo.....42-17...W.....
8/21...vs. Baltimore.....3-23...L.....
8/27...at NY Jets.....16-11...W.....
9/2...at Arizona.....10-20...L.....

2011 (3-1)

8/12...vs. Pittsburgh.....16-7...W.....
8/19...at Indianapolis.....16-3...W.....
8/25...at Baltimore.....31-34...L.....
9/1...vs. Tampa Bay.....29-24...W.....

2012 (3-1)

8/9...at Buffalo.....7-6...W.....
8/18...at Chicago.....31-33...L.....
8/25...vs. Indianapolis.....30-17...W.....
8/29...vs. Tampa Bay.....30-3...W.....

2013 (4-0)

9/8...at Tennessee.....22-21...W.....
9/19...vs. Pittsburgh.....24-13...W.....
9/24...vs. Buffalo.....30-7...W.....
9/29...at Tampa Bay.....30-12...W.....

2014 (3-1)

8/7...vs. New England.....23-6...W.....
8/18...vs. Cleveland.....24-23...W.....
8/23...at Baltimore.....23-17...L.....
8/28...at Tampa Bay.....24-10...W.....

2015 (3-1)

8/13...at Cleveland.....20-17...W.....
8/20...vs. Detroit.....21-17...W.....
8/29...at Baltimore.....31-13...W.....
9/3...vs. Jacksonville.....17-16...L.....

2016 (3-1)

8/11...at Atlanta.....23-17...L.....
8/19...vs. NY Jets.....22-18...W.....
8/26...vs. Buffalo.....21-16...W.....
8/31...at Tampa Bay.....20-13...W.....

2017 (2-2)

8/10...at Baltimore.....23-3...L.....
8/19...vs. Green Bay.....21-17...L.....
8/27...vs. Cincinnati.....23-17...W.....
8/31...at Tampa Bay.....13-10...W.....

2018 (1-3)

8/9...at New England.....26-17...L.....
8/16...vs. NY Jets.....15-13...W.....
8/24...vs. Denver.....29-17...L.....
8/30...at Baltimore.....30-20...L.....

2019 (1-3)

8/8...at Cleveland.....30-10...L.....
8/15...vs. Cincinnati.....23-13...L.....
8/22...at Atlanta.....19-7...W.....
8/29...vs. Baltimore.....20-7...L.....

SINCE 1961

Preseason records vs. NFL franchises since 1961

49ers	1-1-0
Bears	4-8-0
Bengals	3-6-1
Bills	11-5-0
Broncos	5-2-0
Browns	10-4-0
Buccaneers	11-5-0
Cardinals (STL/PHX/ARI)	3-1-0
Chargers	0-1-0
Chiefs	2-4-0
Colts (BAL/IND)	11-10-0
Dolphins	4-10-0
Eagles	3-4-0
Falcons	11-6-0
Giants	2-0-0
Jaguars	0-5-0
Jets	7-4-0
Lions	4-5-0
Oilers/Titans (HOU/TEN)	5-3-0
Packers	3-5-0
Panthers	1-4-0
Patriots (BOS/NE)	8-14-0
Raiders (LA/OAK)	4-1-0
Rams (LA/STL)	2-3-0
Ravens	3-9-0
Saints	2-0-0
Steelers	15-5-1
Vikings	1-5-0

PRIME-TIME GAMES SINCE 1970

Entering 2019, the Redskins are 51-71-1 in prime-time regular season contests since the 1970 AFL-NFL merger.

1970 (0-1)

10/19/70 Mon. at Oakland 20-34 L

1971 (1-0)

12/13/71 Mon. at LA Rams 38-24 W

1972 (2-0)

9/18/72 Mon. at Minnesota 24-21 W

11/20/72 Mon. vs. Atlanta 24-13 W

1973 (1-1)

10/8/73 Mon. vs. Dallas 14-7 W

11/5/73 Mon. at Pittsburgh 16-21 L

1974 (2-0)

9/30/74 Mon. vs. Denver 30-3 W

12/9/74 Mon. at LA Rams 23-17 W

1975 (1-0)

10/13/75 Mon. vs. STL Cardinals 27-17 W

1976 (2-0)

9/27/76 Mon. at Philadelphia 20-17 W

10/25/76 Mon. vs. STL Cardinals 20-10 W

1977 (1-1)

11/7/77 Mon. at Baltimore 3-10 L

11/21/77 Sun. vs. Green Bay 10-9 W

1978 (1-1)

10/2/78 Mon. vs. Dallas 9-5 W

11/6/78 Mon. at Baltimore 17-21 L

1979 (1-0)

9/17/79 Mon. vs. NY Giants 27-0 W

1980 (0-2)

9/8/80 Mon. vs. Dallas 3-17 L

10/13/80 Mon. at Denver 17-20 L

1983 (1-2)

9/5/83 Mon. vs. Dallas 30-31 L

10/17/83 Mon. at Green Bay 47-48 L

10/31/83 Mon. at San Diego 27-24 W

1984 (2-1)

9/10/84 Mon. at San Francisco 31-37 L

11/5/84 Mon. vs. Atlanta 27-14 W

11/29/84 Thu. at Minnesota 31-17 W

1985 (2-1)

9/9/85 Mon. at Dallas 14-44 L

10/7/85 Mon. vs. STL Cardinals 27-10 W

11/18/85 Mon. vs. NY Giants 23-21 W

1986 (1-1)

10/27/86 Mon. at NY Giants 20-27 L

11/17/86 Mon. vs. San Francisco 14-6 W

1987 (1-2)

10/19/87 Mon. at Dallas 13-7 W

11/23/87 Sun. vs. LA Rams 26-30 L

12/20/87 Sun. at Miami 21-23 L

1988 (0-3)

9/5/88 Mon. at NY Giants 20-27 L

11/30/88 Sun. at Houston (Oilers) 17-41 L

11/21/88 Mon. at San Francisco 21-37 L

1989 (0-3)

9/11/89 Mon. vs. NY Giants 24-27 L

11/5/89 Sun. vs. Dallas 3-13 L

11/20/89 Mon. vs. Denver 10-14 L

1990 (1-2)

9/30/90 Sun. at Phoenix 38-10 W

11/12/90 Mon. at Philadelphia 14-28 L

12/22/90 Sat. at Indianapolis 28-35 L

1991 (4-0)

9/1/91 Sun. vs. Detroit 45-0 W

9/9/91 Mon. at Dallas 33-31 W

9/30/91 Mon. vs. Philadelphia 23-0 W

10/27/91 Sun. at NY Giants 17-13 W

1992 (1-3)

9/7/92 Mon. at Dallas 10-23 L

10/12/92 Mon. vs. Denver 34-3 W

11/1/92 Sun. vs. NY Giants 7-24 L

11/23/92 Mon. at New Orleans 3-20 L

1993 (2-2)

9/6/93 Mon. vs. Dallas 35-16 W

10/4/93 Mon. at Miami 10-17 L

11/1/93 Mon. at Buffalo 10-24 L

11/7/93 Sun. vs. Indianapolis 30-24 W

1994 (0-1)

10/9/94 Sun. at Philadelphia 17-21 L

1995 (0-1)

10/29/95 Sun. vs. NY Giants 15-24 L

1996 (1-0)

9/29/96 Sun. vs. NY Jets 31-16 W

1997 (2-0-1)

8/31/97 Sun. at Carolina 24-10 W

10/13/97 Mon. vs. Dallas 21-16 W

11/23/97 Sun. vs. NY Giants 7-7 T

1998 (0-2)

9/14/98 Mon. vs. San Francisco 10-45 L

12/27/98 Sun. at Dallas 7-23 L

1999 (2-0)

10/17/99 Sun. at Arizona 24-10 W

12/26/99 Sun. at San Francisco 26-20 W

2000 (2-2)

9/18/00 Mon. vs. Dallas 21-27 L

9/24/00 Sun. at NY Giants 16-6 W

10/30/00 Mon. vs. Tennessee 21-27 L

11/20/00 Mon. at St. Louis 33-20 W

2001 (1-2)

9/24/01 Mon. at Green Bay 0-37 L

10/15/01 Mon. at Dallas 7-9 L

12/30/01 Sun. at New Orleans 40-10 W

2002 (1-1)

9/16/02 Mon. vs. Philadelphia 7-37 L

10/27/02 Sun. vs. Indianapolis 26-21 W

2003 (1-2)

9/4/03 Thu. vs. NY Jets 16-13 W

11/23/03 Sun. at Miami 23-24 L

12/27/03 Sat. vs. Philadelphia 7-31 L

2004 (0-3)

9/27/04 Mon. vs. Dallas 18-21 L

10/10/04 Sun. vs. Baltimore 10-17 L

12/12/04 Sun. vs. Philadelphia 14-17 L

2005 (2-0)

9/19/05 Mon. at Dallas 14-13 W

11/6/05 Sun. vs. Philadelphia 17-10 W

2006 (0-3)

9/11/06 Mon. vs. Minnesota 16-19 L

9/17/06 Sun. at Dallas 10-27 L

12/30/06 Sat. vs. NY Giants 28-34 L

2007 (4-0)

9/17/07 Mon. at Philadelphia 20-12 W

12/6/07 Thu. vs. Chicago 24-16 W

12/16/07 Sun. at NY Giants 22-10 W

12/23/07 Sun. at Minnesota 32-21 W

2008 (0-4)

9/4/08 Thu. at NY Giants 7-16 L

11/3/08 Mon. vs. Pittsburgh 6-23 L

11/16/08 Sun. vs. Dallas 10-14 L

12/7/08 Sun. at Baltimore 10-24 L

2009 (0-3)

10/26/09 Mon. vs. Philadelphia 17-27 L

12/21/09 Mon. vs. NY Giants 12-45 L

12/27/09 Sun. at Baltimore 0-17 L

2010 (1-2)

9/12/10 Sun. vs. Dallas 13-7 W

10/17/10 Sun. vs. Indianapolis 24-27 L

11/15/10 Mon. at Philadelphia 28-59 L

2011 (0-1)

9/26/11 Mon. at Dallas 16-18 L

2012 (2-0)

12/3/12 Mon. vs. NY Giants 17-16 W

12/30/12 Sun. vs. Dallas 28-18 W

2013 (0-5)

9/9/13 Mon. vs. Philadelphia 27-33 L

10/13/13 Sun. at Dallas 16-31 L

11/7/13 Thu. at Minnesota 27-34 L

11/25/13 Mon. vs. San Francisco 6-27 L

12/1/13 Sun. vs. NY Giants 17-24 L

2014 (1-2)

9/25/14 Thu. vs. NY Giants 14-45 L

10/6/14 Mon. vs. Seattle 17-27 L

10/27/14 Mon. at Dallas 20-17 W

2015 (1-2)

9/24/15 Thu. at NY Giants 21-32 L

12/7/15 Mon. vs. Dallas 16-19 L

12/26/15 Sat. at Philadelphia 38-24 W

2016 (1-2)

9/12/16 Mon. vs. Pittsburgh 16-38 L

11/20/16 Sun. vs. Green Bay 42-24 W

12/19/16 Mon. vs. Carolina 15-26 L

2017 (2-3)

9/24/17 Sun. vs. Oakland 27-10 W

10/2/17 Mon. at Kansas City 20-29 L

10/23/17 Mon. at Philadelphia 24-34 L

11/23/17 Thu. vs. NY Giants 20-10 W

11/30/17 Thu. at Dallas 14-38 L

2018 (0-4)

10/8/18 Mon. at New Orleans 19-43 L

11/22/18 Thu. at Dallas 23-31 L

12/3/18 Mon. at Philadelphia 13-28 L

12/22/18 Sat. at Tennessee 16-25 L

2019 (0-2)

9/23/19 Mon. vs. Chicago 15-31 L

10/24/19 Thu. at Minnesota 9-19 L

RECORD BY NIGHT

Prime-time games by night since 1970

Night Record	Night Record
Monday 28-45	Saturday 1-3
Thursday 4-7	Sunday 18-17-1

PRO BOWLERS

1950

Bill Dudley	HB
Harry Gilmer	QB
Paul Lipscomb	T

1951

Sammy Baugh	QB
Bill Dudley	RB
Rob Goode	FB
Paul Lipscomb	T
Laurie Niemi	T

1952

Harry Gilmer	QB
Paul Lipscomb	T
Laurie Niemi	T
Hugh Taylor	E
John Williams	HB

1953

Gene Brito	E
Don Doll	T
Paul Lipscomb	T

1954

Dick Alban	HB
Rob Goode	FB
Hugh Taylor	E
Bill Wells	HB

1955

Gene Brito	E
Chuck Drazenovich	LB
Eddie LeBaron	QB
Volney Peters	T
Joe Scudero	HB
Torgy Torgeson	LB
Harry Ulinski	C

1956

Sam Baker	P
Gene Brito	E
Al Dorow	QB
Chuck Drazenovich	LB
Leo Elter	RB
Dick Stanfel	G
Torgy Torgeson	LB

1957

Gene Brito	E
John Carson	E
Chuck Drazenovich	LB
Eddie LeBaron	QB
Jim Podoley	RB
Dick Stanfel	G

1958

Gene Brito	E
Chuck Drazenovich	LB
Eddie LeBaron	QB
Jim Schrader	C
Dick Stanfel	G

1959

Bill Anderson	E
Don Bosseler	RB
Jim Schrader	C
Bob Toneff	DT

1960

Bill Anderson	E
Bob Khayat	DT
Bob Toneff	DT

1961

Dickie James	RB
Ray Lemek	T
Jim Schrader	C
Bob Toneff	DT

1962

Rod Breedlove	LB
Bobby Mitchell	FL
John Nisby	G
Norm Snead	QB

1963

Bobby Mitchell	FL
Vince Promuto	G
Joe Rutgens	DT
Norm Snead	QB

1964

Sam Huff	LB
Sonny Jurgensen	QB
Paul Krause	DB
Bobby Mitchell	FL
John Paluck	DE
Vince Promuto	G
Charley Taylor	RB

1965

Paul Krause	DB
Joe Rutgens	DT
Charley Taylor	RB

1966

Chris Hanburger	LB
Sonny Jurgensen	QB
Charley Taylor	WR

1967

Chris Hanburger	LB
Len Hauss	C
Sonny Jurgensen	QB
Jerry Smith	TE
Charley Taylor	WR

1968

Chris Hanburger	LB
Len Hauss	C

1969

Larry Brown	RB
Pat Fischer	CB
Chris Hanburger	LB
Len Hauss	C
Sonny Jurgensen	QB
Jerry Smith	TE

1970

Larry Brown*	RB
Len Hauss	C

1971

Larry Brown*	RB
Speedy Duncan	PR
Len Hauss	C
Roy Jefferson	WR
Curt Knight	K

1972

Larry Brown	RB
Chris Hanburger*	LB
Len Hauss	C
Billy Kilmer*	QB
Charley Taylor	WR

1973

Chris Hanburger*	LB
Ken Houston*	FS
Herb Mul-Key	PR
Charley Taylor*	WR

1974

Chris Hanburger*	LB
Ken Houston*	SS
Diron Talbert	DT
Charley Taylor*	WR

1975

Chris Hanburger*	LB
Ken Houston*	SS
Charley Taylor	WR

1976

Eddie Brown	PR
Chris Hanburger	LB
Ken Houston*	SS
Mike Thomas	RB

1977

Eddie Brown	PR
Jean Fugett	TE
Ken Houston	SS

1978

Tony Green	PR
Ken Houston	SS

1979

Ken Houston	SS
Mark Moseley	K
Lemar Parrish*	CB

1980

Mike Nelms	PR
Lemar Parrish*	CB

1981

Mike Nelms	PR
------------------	----

1982

Charlie Brown	WR
Mark Moseley	K
Mike Nelms	PR
Tony Peters*	SS
Joe Theismann*	QB

1983

Jeff Bostic*	C
Charlie Brown	WR
Dave Butz	DT
Russ Grimm*	G
Joe Jacoby*	T
Mark Murphy*	FS
Joe Theismann*	QB

PRO BOWLERS

1984

Darrell Green*	CB
Russ Grimm*	G
Joe Jacoby*	T
Art Monk	WR

1985

Russ Grimm*	G
Joe Jacoby	T
Art Monk*	WR

1986

Gary Clark*	WR
Darrell Green*	CB
Russ Grimm	G
Joe Jacoby	T
Dexter Manley*	DE
Art Monk	WR
Jay Schroeder	QB

1987

Gary Clark	WR
Darrell Green*	CB
Charles Mann	DE

1988

Charles Mann	DE
Mark May*	T

1989

Charles Mann	DE
Mark Rypien	QB

1990

Earnest Byner*	RB
Gary Clark	WR
Darrell Green*	CB
Jim Lachey*	T

1991

Earnest Byner	RB
Gary Clark	WR
Darrell Green*	CB
Jim Lachey*	T
Chip Lohmiller	K
Charles Mann	DE
Mark Rypien*	QB
Mark Schlereth	G

1992

Wilber Marshall	LB
-----------------	----

1994

Ken Harvey*	LB
Reggie Roby	P

1995

Ken Harvey*	LB
Brian Mitchell	KR/PR

1996

Terry Allen*	RB
Gus Frerotte	QB
Darrell Green	CB
Ken Harvey	LB
Matt Turk	P

1997

Cris Dishman	CB
Darrell Green*	CB
Ken Harvey	LB
Matt Turk	P

1998

Matt Turk	P
-----------	---

1999

Stephen Davis	RB
Brad Johnson	QB
Tré Johnson*	G

2000

Stephen Alexander	TE
Champ Bailey*	CB
Marco Coleman	DE
Stephen Davis	RB

2001

LaVar Arrington*	LB
Chris Samuels*	OT
Champ Bailey	CB

2002

LaVar Arrington*	LB
Champ Bailey*	CB
Chris Samuels*	OT

2003

LaVar Arrington*	LB
Champ Bailey*	CB
Laveranues Coles	WR

2004

Marcus Washington*	LB
--------------------	----

2005

Santana Moss*	WR
Chris Samuels	OT

2006

Chris Samuels	OT
Sean Taylor	S

2007

Ethan Albright	LS
Chris Cooley	TE
Chris Samuels*	OT
Sean Taylor	S

2008

Chris Cooley	TE
Clinton Portis	RB
Chris Samuels	OT
Mike Sellers*	FB

2009

London Fletcher*	LB
Brian Orakpo*	LB

2010

London Fletcher	LB
DeAngelo Hall*	CB
Brian Orakpo*	LB

2011

London Fletcher	LB
-----------------	----

2012

Lorenzo Alexander	ST/LB
London Fletcher*	LB
Robert Griffin III	QB
Ryan Kerrigan	LB
Trent Williams	T

2013

Alfred Morris	RB
Brian Orakpo	LB
Trent Williams*	T

2014

Alfred Morris	RB
Trent Williams	T

2015

Trent Williams	T
----------------	---

2016

Kirk Cousins	QB
Ryan Kerrigan	LB
Jordan Reed	TE
Brandon Scherff	G
Trent Williams*	T

2017

Ryan Kerrigan*	LB
Brandon Scherff	G
Trent Williams	T

2018

Ryan Kerrigan*	LB
Trent Williams	T

2019

Tress Way*	P
Brandon Scherff	G

*Starters since 1970 NFL-AFL merger indi-

MOST SELECTIONS

All-time

Player	No.	Years
Chris Hanburger	9	1966-69, 72-76
Charley Taylor	8	1964-67, 72-75
Darrell Green	7	1984, 86-87, 90-91, 96-97
Ken Houston	7	1973-79
Trent Williams	7	2005-2012-18
Chris Samuels	6	2001-02, 05-08
Len Hauss	6	1967-72

CONSECUTIVE SELECTIONS

All-time

Player	No.	Years
Ken Houston	7	1973-79
Trent Williams	7	2012-18
Len Hauss	6	1967-72
Chris Hanburger	5	1972-76
Paul Lipscomb	4	1950-53
Gene Brito	4	1955-58
Chuck Drazenovich	4	1955-58
Charley Taylor	4	1964-67
Chris Hanburger	4	1966-69
Larry Brown	4	1969-72
Russ Grimm	4	1983-86
Joe Jacoby	4	1983-86
Ken Harvey	4	1994-97
Chris Samuels	4	2005-08
London Fletcher	4	2009-12

RECORD BOOK: TEAM

*Asterisks indicate NFL records

CHAMPIONSHIPS

League Championships

5 1937, 42, 82, 87, 91

NFC Championships

5 1972, 82-83, 87, 91

Division Championships

15 1936-37, 40, 42-43, 45, 72, 82-84, 87, 91, 99,
..... 2012, 15

GAMES WON

Most Consecutive Games Won

14 1942-43 (includes playoffs)
11 1991
11 1983 (includes playoffs)

Most Consecutive Games Without Defeat

17 [16 wins, 1 tie] 1942-43 (includes playoffs)
11 [all wins] 1991
11 [all wins] 1983 (includes playoffs)

Most Games Won, Season

14 1983
14 1991
12 1986

Most Games Won, Season (Including Playoffs)

17 1991
16 1983
14 1997
14 1986

Most Consecutive Games Won, Season

11 1991
9 1983
9 1972

Most Consecutive Games Won, Start of Season

11 1991
7 1940
5 1986
5 1971

Most Consecutive Games Won, End of Season

9 1942
9 1983
7 2012

Most Consecutive Games Without Defeat, Start of Season

11 [all wins] 1991
7 [6 wins, 1 tie] 1943
7 [all wins] 1940

Most Consecutive Games Without Defeat, End of Season

9 [all wins] 1983
9 [all wins] 1942
7 [all wins] 2012

Most Consecutive Home Games Won

11 1939-40
11 1990-91
10 1974-75

Most Consecutive Home Games Without Defeat

14 [won 2, tied 1, won 11] 1938-40
11 [all wins] 1990-91
10 [all wins] 1974-75

Most Consecutive Road Games Won

9 1981-83
7 1991
7 1985-86
7 1942-43

Most Consecutive Road Games Without Defeat

9 [all wins] 1981-83
8 [7 wins, 1 tie] 1942-43
7 Three times [Last: 1991]

Most Shutout Games Won or Tied, Season

4 [all wins] 1934
3 Four times [Last: 1991]

Most Consecutive Shutout Games Won or Tied

2 Multiple times [Last: 12/23/89 and 09/09/90]

Largest Margin of Victory

45 vs. Lions 09/01/91
44 vs. Rams 01/01/84
42 vs. Bears 12/15/74
42 at Dodgers 11/12/39

Overtime Games, Played, Season

4 2010
3 Two times [Last: 1999]

Overtime Games, Won, Season

3 2010
2 Two times [Last: 2007]

GAMES LOST

Most Consecutive Games Lost

17 1960-61
9 2013-14
8 1950
8 1935

Most Consecutive Games Without Victory

23 [20 losses, 3 ties] 1960-61
9 [all losses] 2013-14
9 [all losses] 1950
8 [all losses] 1935

Most Games Lost, Season

13 2013
13 1994

Most Consecutive Games Lost, Season

9 1961
8 2013
8 1950
8 1935

Most Consecutive Games Lost, Start of Season

9 1961
7 1998
5 Three times [Last: 1981]

Most Consecutive Games Lost, End of Season

8 2013
8 1960
5 Three times [Last: 1978]

RECORD BOOK: TEAM

Most Consecutive Games Without Victory, Season

13	(lost 9, tied 1, lost 3)	1961
8	(all losses)	2013
8	(all losses)	1950
8	(all losses)	1935

Most Consecutive Games Without Victory, Start of Season

13	(lost 9, tied 1, lost 3)	1961
7	(all losses)	1998
5	Multiple times	(Last: 2019)

Most Consecutive Games Without Victory, End of Season

8	2013
8	1960
5	Three times	(Last: 1978)

Most Consecutive Home Games Lost

10	1960-61
9	2018-19
9	1993-94
8	2011-12

Most Consecutive Home Games Without Victory

11	1960-61
9	2018-19
9	1993-94
8	2011-12

Most Consecutive Road Games Lost

9	2014-15
9	2013-14
9	2008-09
9	1960-61

Most Consecutive Road Games Without Victory

18	1959-62
9	2014-15
9	2013-14
9	2008-09

Most Shutout Games Lost or Tied, Season

5	(4 losses, 1 tie)	1933
5	(4 losses, 1 tie)	1932
4	(3 losses, 1 tie)	1935
4	(all losses)	1934

Most Consecutive Shutout Games Lost or Tied

2	Multiple times	(Last: 1961)
---------	----------------------	--------------

Largest Margin of Defeat

73	vs. Bears	12/08/40
59	vs. Browns	11/07/54
53	vs. Giants	11/05/61

TIE GAMES

Most Tie Games, Season

3	1967
2	Six times	(Last: 1969)

Most Consecutive Tie Games

2	Multiple times	(Last: 10/15/67 and 10/22/67)
---------	----------------------	-------------------------------

SCORING

Seasons Leading League, Scoring

3	1940, 1983, 1991
---------	-------	------------------

Most Consecutive Seasons Leading League, Scoring

1	1940, 1983, 1991
---------	-------	------------------

POINTS

Most Points, Season

541	1983
485	1991
443	1999

Fewest Points, Season

55	1932
65	1935
103	1933

Most Points, Game

72*	vs. Giants	11/27/66
59	vs. Yanks	10/31/48
56	vs. Falcons	11/10/91

Most Points, Both Teams, Game

113*	Washington (72) vs. Giants (41)	11/27/66
95	Washington (47) vs. Packers (48)	10/17/83
87	Washington (42) vs. Cards (45)	11/22/98
87	Washington (42) vs. Eagles (45)	09/28/47

Fewest Points, Both Teams, Game

0	Four times	(Last: vs. Giants 10/01/39)
---------	------------------	-----------------------------

Most Points, Shutout Victory, Game

45	vs. Lions	09/01/91
42	vs. Bears	12/15/74
42	vs. Dodgers	11/12/39

Most Consecutive Games Scoring Including Playoffs

129	1961-70
-----------	-------	---------

Most Consecutive Games Scoring, Regular Season

201	1980-93
-----------	-------	---------

Fewest Points, Shutout Victory, Game

3	vs. Dodgers	10/05/41
6	vs. Eagles	10/21/34
7	Five times	(Last: vs. 49ers, 11/13/55)

Most Points Overcome to Win Game

24	vs. Buccaneers (trailed 24-0, won 31-30)	10/25/15
21	vs. Panthers (trailed 21-0, won 38-36)	10/03/99
21	vs. Lions (trailed 35-13, won 41-38 in OT)	11/04/90
21	vs. Cowboys (trailed 21-0, won 34-31)	11/28/65

Most Points Overcome to Tie Game

21	vs. Eagles (trailed 14-35, tied 35-35)	12/03/67
----------	--	----------

Most Points, One Half

43	vs. Lions [2nd]	11/14/48
38	vs. Rams [1st]	01/01/84
38	vs. Giants [2nd]	11/27/66
38	vs. Cardinals [1st]	11/09/58

Most Points, Both Teams, One Half

65	Washington (38) vs. Giants (27), 2nd	11/27/66
55	Washington (13) vs. Bears (42), 2nd	10/26/47
52	Washington (14) vs. Broncos (38), 2nd	10/27/13
52	Washington (28) vs. Panthers (24), 1st	10/03/99
52	Washington (31) vs. Eagles (21), 2nd	10/01/55
52	Washington (14) vs. Cardinals (38), 1st	10/22/50

Most Points, One Quarter

35	vs. Broncos (2nd)	01/31/88
28	Multiple times	(Last: vs. Cowboys, 11/22/12)

RECORD BOOK: TEAM

Most Points, Each Quarter

Q1: 21 Five times [Last: at Cowboys, 01/03/16]	
Q2: 35 vs. Broncos 01/31/88	
Q3: 28 at Eagles 10/01/55	
Q4: 27 vs. Lions 11/14/48	

Most Points, Both Teams, Each Quarter

Q1: 28 Multiple times ... [Last: vs. CAR, 14-14, 11/22/15]	
Q2: 42 Washington (21) vs. Eagles (21) 11/27/83	
Q3: 42 Washington (28) vs. Eagles (14) 10/01/55	
Q4: 37 Washington (24) vs. Giants (13) 11/27/66	

Most Points, Both Teams, One Quarter

42 Washington (21) vs. Eagles (21), 2nd 11/27/83	
42 Washington (28) vs. Eagles (14), 3rd 10/01/55	
38 Washington (17) vs. Falcons (21), 2nd 09/14/03	

TOUCHDOWNS

Seasons Leading League, Touchdowns

2 1940, 83	
------------------	--

Most Touchdowns, Season

63 1983	
56 1991	
54 1999	

Fewest Touchdowns, Season

8 1932	
9 1935	
14 1933	

Most Touchdowns, Game

10* vs. Giants 11/27/66	
8 vs. Falcons 11/10/91	
8 vs. Yanks 10/31/48	

Most Touchdowns, Both Teams, Game

16* Washington (10) vs. Giants (6) 11/27/66	
12 Washington (4) vs. Eagles (8) 11/15/10	
12 Washington (6) vs. Eagles (6) 09/28/47	

Most Consecutive Games Scoring Touchdowns

86 1995-00	
------------------	--

POINTS AFTER TOUCHDOWNS

Most (One-Point) PATs, Season

62 1983	
56 1991	
50 2012	

Fewest (One-Point) PATs, Season

8 1934	
12 1938	
13 1933	

Most (One-Point) PATs, Game

9 vs. Giants 11/27/66	
8 vs. Falcons 11/10/91	
8 vs. Yanks 10/31/48	

Most (One-Point) PATs, Both Teams, Game

14* Washington (9) vs. Giants (5) 11/27/66	
--	--

Most Two-Point Conversions, Season

3 1994	
2 Nine times [Last: 2018]	

Most Two-Point Conversions, Game

2 vs. New York Giants 12/9/18	
2 vs. Philadelphia 11/17/13	
2 vs. Dallas 12/19/10	
2 vs. San Francisco 11/06/94	

Most Two-Point Conversions, Both Teams, Game

2 Multiple times [Last: vs. NY Giants, 12/9/18]	
---	--

FIELD GOALS

Seasons Leading League, Field Goals

8 Last: 1992	
--------------------	--

Most Consecutive Seasons Leading League, Field Goals

2 1976-77	
-----------------	--

Most Field Goals Attempted, Season

49 1971	
47 1983	
43 1991	

Fewest Field Goals Attempted, Season

5 1940	
7 1949	
7 1948	
7 1943	

Most Field Goals Attempted, Game

7 vs. Oilers 10/10/71	
6 Multiple times [Last: vs. Titans, 11/21/10]	

Most Field Goal Attempts, Both Teams, Game

11* Washington (6) vs. Giants (5) 11/14/76	
11* Washington (6) vs. Bears (5) 11/14/71	
10 Washington (7) vs. Oilers (3) 10/10/71	

Most Field Goals, Season

34 2016	
33 1983	
31 2011	
31 1991	

Fewest Field Goals, Season

0 1935	
0 1932	

Most Field Goals, Game

5 Multiple times [Last: at Giants, 09/25/16]	
--	--

Most Field Goals, Both Teams, Game

9 Washington (3) vs. Cowboys (6) 09/26/11	
8 Washington (3) vs. Bills (5) 12/02/07	
8 Washington (5) vs. Bears (3) 11/14/71	

Most Consecutive Games, Scoring Field Goals

28 1988-90	
------------------	--

SAFETIES

Most Safeties, Season

3 1989	
2 Multiple times [Last: 2007]	

Most Safeties, Game

1 Multiple times [Last: vs. Panthers, 11/22/15]	
---	--

Most Safeties Allowed, Game

2 vs. Giants 11/05/61	
-----------------------------------	--

RECORD BOOK: TEAM

FIRST DOWNS

Seasons Leading League, First Downs

1 1999

Most First Downs, Season

353 1983
345 1984
341 2012

Fewest First Downs, Season

95 1935
112 1943
133 1944

Most First Downs, Game

39 vs. Lions [14 rush/25 pass] 11/04/90
35 vs. Bears [9 rush/22 pass/4 pen] 11/26/89
33 vs. Packers [12 rush/21 pass] 10/17/83
33 vs. Browns [9 rush/22 pass/2 pen] 11/26/67

Fewest First Downs, Game

4 vs. Browns [2 rush/1 pass/1 pen] 11/07/54

Most First Downs, Both Teams, Game

65* Washington [30] vs. Bengals [35] 10/30/16
57 Washington [25] vs. Cardinals [32] 11/10/96
56 Washington [31] vs. Cardinals [25] 11/22/98
56 Washington [33] vs. Packers [23] 10/17/83

Fewest First Downs, Both Teams, Game

10 Washington [6] vs. Giants [4] 12/11/60

Most First Downs, Rushing, Season

165 1983
154 1984
147 1985

Fewest First Downs, Rushing, Season

55 1961
55 1943
59 1962
59 1944

Most First Downs, Rushing, Game

17 vs. Cowboys 12/30/12
15 vs. Bengals 09/23/12
15 vs. Texans 12/22/02
15 vs. Colts 10/27/96

Fewest First Downs, Rushing, Game

0 at Bills 10/30/11
0 vs. Giants 12/13/97
0 vs. Cowboys 09/06/81
0 vs. Dolphins 10/13/74
0 vs. Saints 10/28/73
0 at Philadelphia 9/8/19
1 Multiple times [Last: vs. Eagles, 12/30/18]

Most First Downs, Rushing, Both Teams, Game

36* Washington [11] vs. Eagles [25] 12/02/51
31 Washington [13] vs. Lions [18] 09/30/51

Fewest First Downs, Rushing, Both Teams, Game [since 1991]

4 Washington [3] vs. Eagles [1] 09/10/17
4 Washington [1] at Cardinals [3] 10/12/14
4 Washington [2] vs. Cowboys [2] 12/30/07
5 Washington [0] vs. Bills [5] 10/30/11
5 Washington [3] vs. Cowboys [2] 09/26/11
5 Washington [2] vs. Eagles [3] 10/26/09

Most First Downs, Passing, Season

226 2016
217 1989
204 2015

Fewest First Downs, Passing, Season

49 1943
62 1951
64 1941

Most First Downs, Passing, Game

25 vs. Lions 11/04/90
24 vs. Bengals 10/30/16
23 vs. Titans 11/21/10

Fewest First Downs, Passing, Game

2 vs. Cardinals 09/19/71

Most First Downs, Passing, Both Teams, Game

41 Washington [24] vs. Bengals [17] 10/30/16
40 Washington [17] vs. Texans [23] 09/19/10
39 Washington [21] vs. Lions [18] 09/22/13

Fewest First Downs, Passing, Both Teams, Game [since 1991]

8 Washington [3] vs. Cowboys [5] 12/14/03
9 Washington [7] vs. Eagles [2] 11/25/01
10 Three times [Last: vs. Bears, 10/17/04]

Most First Downs, Penalty, Season

44 2014
34 1999
31 2002

Fewest First Downs, Penalty, Season

4 1944
6 1945
7 1964

Most First Downs, Penalty, Game

7 at Arizona 09/09/18
7 vs. Buccaneers 10/25/15
6 Multiple times [Last: vs. Eagles, 12/20/14]

Fewest First Downs, Penalty, Game

0 Multiple times [Last: at Buffalo 11/03/19]

Most First Downs, Penalty, Both Teams, Game

12 Washington [4] vs. Bengals [8] 10/30/16
12 Washington [4] vs. Cowboys [8] 12/26/93
10 Washington [8] vs. Packers [4] 10/20/02

Fewest First Downs, Penalty, Both Teams, Game

0 Multiple times [Last: at Eagles, 9/8/19]

NET YARDS GAINED RUSHING & PASSING

Seasons Leading League, Net Yards Gained

1 1945

Most Yards Gained, Season

6,454 2016
6,253 1989
6,139 1983

Fewest Yards Gained, Season

1,432 1932
2,038 1935
2,127 1934

RECORD BOOK: TEAM

Most Yards Gained, Game

676	at Lions	11/04/90
625	vs. Yanks	10/31/48
602	vs. Broncos	01/31/88

Fewest Yards Gained, Game

64	at Browns	11/07/54
82	vs. Giants	11/05/61
85	vs. Steelers	12/16/56

Most Yards Gained, Both Teams, Game

1,045	Washington [504] vs. Cowboys [541]	09/12/99
1,031	Washington [416] vs. Cardinals [615]	11/10/96
1,027	Washington [676] at Lions [351]	11/04/90

Fewest Yards Gained, Both Teams, Game

154	Washington [103] vs. Giants [51]	12/11/60
-----------	--	----------

Most Consecutive Games, 400 or More Yards Gained (since 1940)

3	2016
3	2015
3	2013
3	1983
3	1981-82
3	1949

Most Consecutive Games, 300 or More Yards Gained (since 1950)

19	2015-16 (regular season games)
----------	-------	--------------------------------

RUSHING - ATTEMPTS

Seasons Leading League, Rushing Attempts

4	1951, 58, 83, 91
---------	-------	------------------

Most Rushing Attempts, Season

629	1983
609	1979
588	1984

Fewest Rushing Attempts, Season

304	1932
315	1982
320	1943

Most Rushing Attempts, Game

65	vs. Rams	11/25/51
64	at Steelers	11/18/51

Most Rushing Attempts, Both Teams, Game

99	Washington [62] vs. Packers [37]	10/24/48
----------	--	----------

Fewest Rushing Attempts, Both Teams, Game

36	Washington [21] vs. Lions [15]	12/05/99
----------	--------------------------------------	----------

RUSHING - YARDS GAINED

Seasons Leading League, Yards Gained, Rushing

2	1933, 2012
---------	-------	------------

Most Yards Gained Rushing, Season

2,709	2012
2,625	1983
2,523	1985

Fewest Yards Gained Rushing, Season

904	1944
1,037	1965
1,069	1943

Most Yards Gained Rushing, Game

420	vs. Giants	10/08/33
352	vs. Rams	11/25/51
307	at Falcons	11/03/85

Fewest Yards Gained Rushing, Game

5	vs. Bears	12/08/40
10	at Buccaneers	12/04/94
14	2 Games	[Last: at Panthers, 11/22/15]

Most Yards Gained Rushing, Both Teams, Game

558	Washington [420] vs. Giants [138]	10/08/33
531	Washington [255] vs. Browns [276]	11/15/59

Fewest Yards Gained Rushing, Both Teams, Game (since 1950)

64	Washington [48] vs. Bears [16]	10/25/64
65	Washington [77] vs. Eagles [-12]	10/29/61
76	Washington [18] vs. Texans [58]	09/19/10

RUSHING - AVERAGE GAIN

Highest Average Gain, Rushing, Season

5.2	2012
4.8	2013
4.8	1933

Lowest Average Gain, Rushing, Season

2.6	1944
2.7	1941
2.8	1935

RUSHING - TOUCHDOWNS

Seasons Leading League, Touchdowns, Rushing

4	1983, 91, 96, 99
---------	-------	------------------

Most Touchdowns, Rushing, Season

30	1983
27	1996
23	1999
23	1986

Fewest Touchdowns, Rushing, Season

4	1977
4	1932
5	Four times	[Last: 1994]

Most Touchdowns, Rushing, Game

5	vs. Steelers	10/15/39
5	vs. Browns	10/13/91

Most Touchdowns, Rushing, Both Teams, Game

7	Washington [2] at Bills [5]	11/03/96
7	Washington [4] vs. Giants [3]	11/27/66

PASSING - ATTEMPTS

Seasons Leading League, Passing Attempts

6	1937-38, 43-44, 47, 67
---------	-------	------------------------

Consecutive Seasons Leading League, Passing Attempts

2	1937-38, 43-44
---------	-------	----------------

Most Passes Attempted, Season

611	2013
607	2016
605	2010

RECORD BOOK: TEAM

Fewest Passes Attempted, Season

92.....	1932
106.....	1933
138.....	1934

Most Passes Attempted, Game

63..... vs. Lions [43 comp.].....	11/04/90
63..... vs. Raiders [32].....	10/29/89
60..... vs. Giants [28].....	11/23/97

Fewest Passes Attempted, Game

7..... Three times..... [Last: vs. Giants, 12/11/60]	
10..... vs. Cowboys.....	10/03/71

Most Pass Attempts, Both Teams, Game

100..... Washington [40] vs. 49ers [60].....	11/17/86
98..... Washington [56] at Bengals [42].....	10/30/16
95..... Washington [49] vs. Packers [46].....	10/10/10
95..... Washington [36] vs. Cardinals [59].....	11/10/96

Most Consecutive Passes Attempted, No Interceptions (reg. season)

379.....	2007-08
----------	---------

PASSING - COMPLETIONS

Seasons Leading League, Passing Completions

9.....	1937, 41, 43-45, 47-49, 67
--------	----------------------------

Consecutive Seasons Leading League, Passing Completions

3.....	1943-45, 47-49
--------	----------------

Most Passes Completed, Season

407.....	2016
386.....	2015
364.....	2014

Fewest Passes Completed, Season

33.....	1933
44.....	1934

Most Passes Completed, Game

43..... at Lions.....	11/04/90
41..... at Cowboys.....	11/24/16
38..... at Bengals.....	10/30/16

Fewest Passes Completed, Game

0..... vs. Giants.....	12/11/60
------------------------	----------

Most Passes Completed, Both Teams, Game

68..... Washington [31] at Eagles [37].....	12/26/15
66..... Washington [28] vs. Texans [38].....	09/19/10
65..... Washington [38] at Bengals [27].....	10/30/16
65..... Washington [30] vs. Saints [35].....	12/06/09

Fewest Passes Completed, Both Teams, Game [since 1950]

6..... Washington [0] vs. Giants [6].....	12/11/60
8..... Washington [5] vs. Steelers [3].....	11/18/51
11..... Washington [3] vs. Steelers [8].....	10/18/59

PASSING - YARDS GAINED

Seasons Leading League, Passing Yardage

8.....	1938, 40, 44, 47-48, 67, 74, 89
--------	---------------------------------

Most Consecutive Seasons Leading League, Passing Yardage

2.....	1947-48
--------	---------

Most Net Yards Gained, Passing, Season

4,758.....	2016
4,349.....	1989
4,136.....	1988

Fewest Net Yards Gained, Passing, Season

216.....	1932
459.....	1934
514.....	1933

Most Net Yards Gained, Passing, Game

501..... vs. Yanks.....	10/31/48
482..... at Lions.....	11/04/90
454..... at 49ers.....	12/26/99

Fewest Yards Gained, Passing, Game

-32..... at Steelers.....	11/27/55
-28..... vs. Steelers.....	12/07/58
-13..... vs. Steelers.....	10/18/59

Most Yards Gained, Passing, Both Teams, Game

871..... Washington [403] vs. Texans [468].....	09/19/10
849..... Washington [378] vs. Vikings [471].....	11/02/86
821..... Washington [316] vs. Giants [505].....	10/28/62

Fewest Yards Gained, Passing, Both Teams, Game [since 1950]

52..... Washington [0] vs. Giants [52].....	12/11/60
95..... Washington [50] vs. Steelers [45].....	11/18/51
100..... Washington [23] vs. Steelers [77].....	10/18/59

PASSING - TIMES SACKED

Seasons Leading League, Fewest Times Sacked (since 1982)

1.....	1991
--------	------

Most Times Sacked, Season

61.....	1998
58.....	2014
52.....	1985
52.....	1977

Fewest Times Sacked, Season

9.....	1991
11.....	1972
17.....	1971

Most Times Sacked, Game

10..... at Bills.....	10/30/11
9..... vs. Cardinals.....	11/19/78
9..... vs. Cardinals.....	10/04/64

Most Times Sacked, Both Teams, Game

13..... Washington [10] vs. Jaguars [3].....	09/14/14
13..... Washington [4] vs. Cardinals [9].....	12/21/80
13..... Washington [8] at Cowboys [5].....	12/09/84

PASSING - COMPLETION PCT.

Seasons Leading League, Completion Percentage

11.....	1937, 39-40, 42-45, 47-48, 69-70, 2015
---------	--

Consecutive Seasons Leading League, Completion Percentage

4.....	1942-45
--------	---------

Highest Completion Percentage, Season

69.5..... [555 att./386 comp.].....	2015
67.1..... [607 att./407 comp.].....	2016
66.5..... [547 att./364 comp.].....	2014

RECORD BOOK: TEAM

Lowest Completion Percentage, Season

18.5	[92 att./17 comp.]	1932
25.4	[138 att./35 comp.]	1934
27.4	[175 att./48 comp.]	1935

PASSING - TOUCHDOWNS

Most Touchdowns, Passing, Season

33	1988
31	1967
30	2015
30	1991

Fewest Touchdowns, Passing, Season

1	1933
1	1932

Most Touchdowns, Passing, Game

6	vs. Falcons	11/10/91
6	vs. Cardinals	11/23/47
6	at Brooklyn	10/31/43

Most Touchdowns Passes, Both Teams, Game

11	Washington (4) at Giants (7)	10/28/82
9	Washington (5) vs. Bears (4)	11/09/58
9	Washington (3) at Rams (6)	12/11/49

PASSING - HAD INTERCEPTED

Most Passes Had Intercepted, Season

35	1935
34	1963
32	1954

Fewest Passes Had Intercepted, Season

6	2008
8	2012
9	1982

Most Passes Had Intercepted, Game

8	vs. Bears	12/08/40
7	vs. Eagles	12/21/75
7	at Giants	12/08/63
7	vs. Steelers	12/03/50

Most Passes Had Intercepted, Both Teams, Game

11	Washington (7) vs. Giants (4)	12/08/63
11	Washington (6) vs. Pirates (5)	12/01/35
11	Eagles (7) vs. Washington (4)	11/03/35

PUNTING

Seasons Leading League (Average Distance)

8	[Last: 2019]
---------	--------------

Most Consecutive Seasons Leading League (Average Distance)

4*	1940-43
----------	---------

Most Punts, Season

113	1934
112	1935
103	2004
103	1978

Fewest Punts, Season (since 1940)

33	1945
45	1946
48	1958

Most Punts, Game

14	vs. Eagles	11/05/39
13	vs. Giants	11/28/97
12	vs. Eagles	10/04/42

Fewest Punts, Game

0	Many times	[Last: vs. Cardinals, 11/05/00]
---------	------------------	---------------------------------

Most Punts, Both Teams, Game

28	Washington (14) vs. Eagles (14)	11/05/39
----------	---------------------------------------	----------

Fewest Punts, Both Teams, Game

2	Washington (1) vs. Saints (1)	11/18/90
2	Washington (1) vs. Packers (1)	10/17/83
2	Washington (1) vs. Eagles (1)	09/17/67

PUNTING - AVERAGE DISTANCE

Highest Average Distance, Punting, Season (since 1939)

49.6	2019
46.9	2014
45.9	1941

Lowest Average Distance, Punting, Season (since 1939)

34.5	1962
37.3	1982
37.5	1990

PUNT RETURNS

Seasons Leading League (Average Return)

5	1957, 63, 76, 94-95
---------	---------------------

Most Consecutive Seasons Leading League (Average Return)

2	1994-95
---------	---------

Most Punt Returns, Season

61	1975
57	1977
56	1987

Fewest Punt Returns, Season

15	1960
17	2018
22	2003
22	2019

Most Punt Returns, Game

11	at Buccaneers	10/09/77
10	at Saints	12/26/82

Most Punt Returns, Both Teams, Game

16	Washington (11) vs. Buccaneers (5)	10/09/77
15	Washington (10) vs. Saints (5)	12/26/82

PUNT RETURNS - FAIR CATCHES

Fewest Fair Catches, Season

2	1984
2	1982
4	1981
4	1968

Most Fair Catches, Season

28	2005
27	2014
24	1994

Most Fair Catches, Game

5	at Cardinals	10/12/14
5	vs. Steelers	11/03/08
5	vs. Cardinals	09/14/97

RECORD BOOK: TEAM

PUNT RETURNS - YARDS GAINED

Most Yards, Punt Returns, Season

688	1976
675	1941
615	1987

Fewest Yards, Punt Returns, Season

45	1970
65	1960
104	2019

Most Yards, Punt Returns, Game

155	09/21/63
146	11/21/65
142	10/11/87

Fewest Yards, Punt Returns, Game

-28*	12/11/66
-10	11/03/96
-9	11/10/68

Most Yards, Punt Returns, Both Teams, Game

177	12/08/13
177	09/24/50

Fewest Yards, Punt Returns, Both Teams, Game (since 1941)

-9	11/15/10
-8	10/05/80
-8	10/13/46

PUNT RETURNS - AVERAGE YARDS

Highest Average, Punt Returns, Season (since 1941)

15.0	1941
14.1	1994
13.3	1991

Lowest Average, Punt Returns, Season (since 1941)

1.7	1970
4.0	1959
4.3	1960

PUNT RETURNS - TOUCHDOWNS

Most Touchdowns, Punt Returns, Season

3	1941
---------	------

Most Touchdowns, Punt Returns, Game

1	(Last: at Ravens, 10/09/16)
---------	-----------------------------

Most Touchdowns, Punt Returns, Both Teams, Game

2*	11/09/52
----------	----------

KICKOFF RETURNS

Seasons Leading League (Average Return)

8*	1942, 47, 62-63, 73-74, 81, 95
----------	--------------------------------

Most Consecutive Seasons Leading League (Average Return)

2	1962-63, 73-74
---------	----------------

Most Kickoff Returns, Season

78	2003
74	1988
73	2010
73	2006

Fewest Kickoff Returns, Season

23	1942
26	1943
27	2016

Most Kickoff Returns, Game

9	(Last: at Packers, 10/17/83)
8	(Last: vs. Chiefs, 12/08/13)

Most Kickoff Returns, Both Teams, Game

19*	11/27/66
17	10/17/83

KICK RETURNS - YARDS GAINED

Most Yards, Kickoff Returns, Season

1,720	1962
1,718	1963
1,685	1994

Fewest Yards, Kickoff Returns, Season (since 1941)

570	2016
570	2018
580	1941

Most Yards, Kickoff Returns, Game

239	11/25/62
236	10/15/63
236	09/28/47

Most Yards, Kickoff Returns, Both Teams, Game

453	09/28/47
401	10/17/83

KICK RETURNS - AVERAGE YARDS

Highest Average, Kickoff Returns, Season (since 1941)

28.2	1962
27.8	1942
26.8	1963

Lowest Average, Kickoff Returns, Season (since 1941)

18.0	1990
18.3	1988
18.4	1944

KICK RETURNS - TOUCHDOWNS

Most Touchdowns, Kickoff Returns, Season

2	(Last: 2015)
---------	--------------

Most Touchdowns, Kickoff Returns, Game

1	(Last: vs. Lions, 11/24/19)
---------	-----------------------------

Most Touchdowns, Kickoff Returns, Both Teams, Game

2	09/28/47
2	11/01/42

FUMBLES

Fewest Fumbles, Season

13	1983
14	1990
15	1982

Most Fumbles, Season

36	1976
35	2007
35	1980

RECORD BOOK: TEAM

Most Fumbles, Game

8..... at Raiders	10/29/89
8..... vs. Pirates	11/14/37
7..... vs. Chargers.....	09/09/01

Most Fumbles, Both Teams, Game

13..... Washington (4) vs. Cardinals (9).....	10/25/76
13..... Washington (6) vs. Giants (7).....	11/05/50
13..... Washington (8) vs. Pirates (5).....	11/14/37

FUMBLES LOST

Most Fumbles Lost, Season

23.....	1976
21.....	1988

Fewest Fumbles Lost, Season

4.....	2018
6.....	2012
6.....	1990

Most Fumbles Lost, Game

5..... at Falcons.....	12/15/13
5..... at Oilers.....	10/30/88

FUMBLES RECOVERED

Most Fumbles Recovered, Season, Own and Opponents'

40 (own 18, opponents 22)	1984
35 (own 13, opponents 22).....	1976

Fewest Fumbles Recovered, Season, Own and Opponents'

12 (6 own, 6 opp).....	1994
------------------------	------

Most Fumbles Recovered, Game, Own and Opponents'

10*..... vs. Cardinals (2 own, 8 opp)	10/25/76
---	----------

Fewest Own Fumbles Recovered, Season

2.....	1958
--------	------

Most Own Fumbles Recovered, Season

26.....	1940
---------	------

Fewest Opponents' Fumbles Recovered, Season (since 1945)

5.....	2008
--------	------

Most Opponents' Fumbles Recovered, Season

26.....	1983
---------	------

FUMBLES - RECOVERED FOR TOUCHDOWN

Most Touchdowns, Fumbles Recovered, Season, Own and Opponents'

3.....	Five times (Last: 2012)
--------	-------------------------

Most Touchdowns, Fumbles Recovered, Game, Own and Opponents'

2..... at Vikings.....	11/29/84
2..... vs. Chargers.....	09/16/73

TURNOVERS

Most Turnovers, Season

46.....	1988
46.....	1975

Fewest Turnovers, Season

14.....	2012
16.....	1982
17.....	2006

Most Turnovers, Game

10..... at Giants.....	12/08/63
10..... vs. Giants	12/04/38
9..... vs. Bears	12/08/40

Fewest Turnovers, Game

0..... Multiple times (Last: vs. NY Giants, 12/22/19)	
--	--

Most Turnovers, Both Teams, Game

15..... Washington (10) vs. Giants (5).....	12/08/63
---	----------

Highest Turnover/Takeaway Ratio, Season

+43.....	1983
+22.....	1979
+22.....	1964

Lowest Turnover/Takeaway Ratio, Season

-24.....	1988
-22.....	1963
-19.....	1954

PENALTIES

Seasons Leading League, Fewest Penalties

4.....	1954, 57-58, 85
--------	-----------------

Most Consecutive Seasons Leading League, Fewest Penalties

2.....	1957-58
--------	---------

Seasons Leading League, Most Penalties

2.....	1945, 48
--------	----------

Fewest Penalties, Season

21.....	1935
40.....	1958

Most Penalties, Season

124.....	2003
122.....	1948
120.....	2014

Fewest Penalties, Game

0..... Multiple times (last vs. Panthers, 11/16/03)	
--	--

Most Penalties, Game

17..... vs. Giants	9/21/03
17..... vs. Steelers	10/10/48
16..... vs. Giants.....	10/03/48
16..... vs. Eagles	11/02/47
16..... vs. Yanks	11/11/45

Fewest Penalties, Both Teams, Game

0..... Washington (0) vs. Dodgers (0)	9/27/36
2..... Washington (0) vs. Vikings (2).....	12/22/73

Most Penalties, Both Teams, Game

32..... Washington (17) vs. Giants (15)	09/21/03
---	----------

YARDS PENALIZED

Seasons Leading League, Fewest Yards Penalized

10.....	1935, 53-54, 56-58, 70, 85, 95, 97
---------	------------------------------------

Most Consecutive Seasons Leading League, Fewest Yards Penalized

3.....	1956-58
--------	---------

RECORD BOOK: TEAM

Fewest Yards Penalized, Season

166.....	1935
275.....	1936
321.....	1957

Most Yards Penalized, Season

1,130.....	2014
1,110.....	1948
1,047.....	2004

Fewest Yards Penalized, Game

0.....	Multiple times (Last: vs. Panthers, 11/16/03)
--------	---

Most Yards Penalized, Game

178.....	vs. Giants.....	09/26/71
160.....	vs. Steelers.....	10/10/48
147.....	vs. Falcons.....	11/05/18

Most Yards Penalized, Both Teams, Game

226.....	Washington (142) vs. Cardinals (124) ..	11/08/53
----------	---	----------

DEFENSIVE RECORDS

SCORING

Most Seasons Leading League, Fewest Points Allowed

2.....	1943, 82
--------	----------

Fewest Points Allowed, Season

79.....	1932
94.....	1939
94.....	1934

Fewest Points Allowed, Game

0.....	Multiple times (Last: vs. Eagles, 09/30/91)
--------	---

Most Points Allowed, Season

478.....	2013
438.....	2014
435.....	2019

Most Points Allowed, Game

73.....	vs. Bears.....	12/08/40
62.....	vs. Browns.....	11/07/54
59.....	vs. Eagles.....	11/15/10

Most Points Allowed, One Half

45.....	vs. Eagles (1st).....	11/15/10
45.....	vs. Bears (2nd).....	12/08/40
42.....	vs. Bears (2nd).....	10/26/47

Most Points Allowed, One Quarter

31.....	vs. Broncos (4th).....	10/27/13
31.....	vs. Bears (2nd).....	09/29/85
28.....	vs. Eagles (1st).....	11/15/10
28.....	vs. Chiefs (2nd).....	09/30/01
28.....	vs. Cardinals (2nd).....	10/22/50

Fewest Touchdowns Allowed, Season

10.....	1934
11.....	1932
11.....	1942

Fewest Touchdowns Allowed, Game

0.....	Multiple times (Last: at Tampa Bay, 11/11/18)
--------	---

Most Touchdowns Allowed, Season

59.....	2013
57.....	1954
53.....	2014

POINTS AFTER TOUCHDOWN

Fewest PATs Allowed, Season

12.....	1942
14.....	1982
16.....	1945

Most PATs Allowed, Season

59.....	2013
54.....	1954
50.....	2014

Most PATs Allowed, Game

8.....	Multiple times (Last: vs. Eagles, 11/15/10)
--------	---

FIELD GOALS

Fewest Field Goals Allowed, Season

1.....	1945
2.....	1943
3.....	1948
3.....	1946

Most Field Goals Allowed, Season

34.....	2017
34.....	2011

Most Field Goals Allowed, Game

6.....	vs. Cowboys.....	09/26/11
5.....	Six times.....	(Last: vs. Cardinals, 12/17/17)

FIRST DOWNS

Fewest First Downs Allowed, Season

79.....	1935
82.....	1937

Most First Downs Allowed, Season

368.....	2016
358.....	1996

Most First Downs Allowed, Game

35.....	at Bengals (London).....	10/30/16
34.....	at Patriots.....	10/28/07

Fewest First Downs Allowed, Rushing, Season

47.....	1982
52.....	1942

Most First Downs Allowed, Rushing, Season

149.....	1969
146.....	1996

Most First Downs Allowed, Rushing, Game

25.....	vs. Eagles.....	12/02/51
21.....	at Bills.....	11/03/96

Fewest First Downs Allowed, Passing, Season

34.....	1943
39.....	1945

Most First Downs Allowed, Passing, Season

225.....	2016
223.....	2012

RECORD BOOK: TEAM

Most First Downs Allowed, Passing, Game

24..... at Saints.....	09/11/94
24..... vs. Eagles.....	09/17/89

Fewest First Downs Allowed, Penalty, Season

3.....	1957
--------	------

Most First Downs Allowed, Penalty, Season

36.....	1965
35.....	2014

Most First Downs Allowed, Penalty, Game

8..... at Bengals (London).....	10/30/16
---------------------------------	----------

NET YARDS GAINED RUSHING & PASSING

Most Seasons Leading League, Fewest Yards Allowed

5.....	1935-37, 39, 46
--------	-----------------

Most Consecutive Seasons Leading League, Fewest Yards Allowed

3.....	1935-37
--------	---------

Fewest Yards Allowed, Season

1,926.....	1935
1,941.....	1942

Fewest Yards Allowed, Game

51..... vs. Giants [-1 rush/52 pass].....	12/11/60
51..... vs. Giants [1 rush/50 pass].....	09/27/42

Most Yards Allowed, Season

6,228.....	2010
6,090.....	2015

Most Yards Allowed, Game

625..... vs. Yanks [124 rush/501 pass].....	1948
615..... vs. Cardinals [108 rush/507 pass].....	1996

RUSHING

Most Seasons Leading League, Fewest Yards Allowed

4.....	1935-36, 41, 83
--------	-----------------

Most Consecutive Seasons Leading League, Fewest Yards Allowed

2.....	1935-36
--------	---------

Fewest Yards Allowed, Rushing, Season

848.....	1942
946.....	1982

Fewest Yards Allowed, Rushing, Game

-29..... vs. Rams.....	10/11/42
-12..... vs. Eagles.....	10/29/61

Most Yards Allowed, Rushing, Season

2,536.....	1978
2,524.....	1980

Most Yards Allowed, Rushing, Game

382..... vs. Bears.....	12/08/40
376..... vs. Eagles.....	11/21/48

Fewest Rushing Attempts Allowed, Season

247.....	1982
329.....	1933

Fewest Rushing Attempts Allowed, Game

6..... vs. Cardinals.....	10/29/33
9..... Two times.....	[Last: vs. Seahawks, 12/23/89]

Most Rushing Attempts Allowed, Season

625.....	1978
585.....	1980

Most Rushing Attempts Allowed, Game

64..... Three times.....	[Last: vs. Eagles, 12/02/51]
--------------------------	------------------------------

Fewest Touchdowns Allowed, Rushing, Season

3.....	1937
3.....	1936

Most Touchdowns Allowed, Rushing, Season

26.....	1969
24..... Two times.....	[Last: 1998]

Most Touchdowns Allowed, Rushing, Game

5..... Four times.....	[Last: at Bills, 11/03/96]
------------------------	----------------------------

PASSING

Most Seasons Leading League, Fewest Yards Allowed

7.....	1939, 42, 45, 52-53, 80, 85
--------	-----------------------------

Most Consecutive Seasons Leading League, Fewest Yards Allowed

2.....	1952-53
--------	---------

Fewest Yards Allowed, Passing, Season

682.....	1934
928.....	1935

Fewest Yards Allowed, Passing, Game

-12..... vs. Cardinals.....	11/21/80
-3..... vs. Giants.....	10/01/39

Most Yards Allowed, Passing, Season

4,511.....	2012
4,187.....	2010

Most Yards Allowed, Passing, Game

507..... vs. Cardinals.....	11/10/96
505..... at Giants.....	10/28/62

Fewest Touchdowns Allowed, Passing, Season

4.....	1934
5.....	1942

Most Touchdowns Allowed, Passing, Season

37.....	1961
35..... Two times.....	2014

Most Touchdowns Allowed, Passing, Game

7..... at Giants.....	10/28/62
7..... vs. Eagles.....	10/17/54

Fewest Pass Attempts Allowed, Season

159.....	1934
162.....	1933

Fewest Pass Attempts Allowed, Game

1..... vs. Giants.....	09/27/42
8..... at Cowboys.....	12/10/00

Most Pass Attempts Allowed, Season

636.....	2012
602.....	2007

Most Pass Attempts Allowed, Game

63..... vs. Bears.....	10/31/99
62..... at Cowboys.....	11/22/12

RECORD BOOK: TEAM

Fewest Pass Completions Allowed, Season

45.....	1934
62.....	1936

Fewest Pass Completions Allowed, Game

0..... vs. Eagles.....	10/18/36
1..... Two times.....	(Last: vs. Giants, 09/27/42)

Most Pass Completions Allowed, Season

393.....	2012
387.....	2016

Most Pass Completions Allowed, Game

38..... vs. Texans.....	09/19/10
37..... Five times.....	(Last: at Eagles, 12/26/15)

SACKS

Most Sacks, Season

66.....	1984
55.....	1986

Fewest Sacks, Season

18.....	1969
19.....	2006

Most Sacks, Game

10..... vs. Jaguars.....	09/14/14
10..... at Buccaneers.....	10/09/77
9..... at Cardinals.....	12/21/80

Most Opponents' Yards Lost Attempting to Pass, Season

529.....	1984
424.....	1987
424.....	1986

Most Opponents' Yards Lost Attempting to Pass, Game

99..... at Buccaneers.....	10/09/77
81..... vs. Browns.....	10/30/60

Fewest Opponents' Yards Lost Attempting to Pass, Season

95.....	2006
110.....	1956

INTERCEPTIONS BY

Most Seasons Leading League, Interceptions

3.....	1964, 71, 83
--------	--------------

Most Passes Intercepted By, Season

34.....	1983
34.....	1966
33.....	1980

Most Passes Intercepted By, Game

7..... vs. Eagles.....	11/03/35
6..... at Chargers.....	10/31/83

Fewest Passes Intercepted By, Season

6.....	2006
7.....	2014
11..... Three times.....	(Last: 2015)

Most Consecutive Games, One or More Passes Intercepted By

36.....	1962-65
---------	---------

Most Yards Returning Interceptions, Season

598.....	1973
535.....	1965

Most Yards Returning Interceptions, Game

173..... vs. Cardinals.....	11/29/92
147..... at 49ers.....	12/18/04

Fewest Yards, Returning Interceptions, Season

25.....	2006
38.....	2014

Most Yards Returning Interceptions, Both Teams, Game

206..... Washington (23) vs. Cardinals (183)....	11/08/42
--	----------

Most Touchdowns, Returning Interceptions, Season

5.....	1971
4.....	2013
4.....	1984
4.....	1973

Most Touchdowns, Returning Interceptions, Game

2..... vs. Steelers.....	12/19/65
2..... vs. Cowboys.....	11/22/64
2..... vs. Yanks.....	10/31/48

Most Touchdowns, Returning Interceptions, Both Teams, Game

3..... Washington (0) vs. Bears (3).....	12/08/40
--	----------

PUNT RETURNS

Fewest Opponents' Punt Returns, Season

7*.....	1962
14.....	1973

Most Opponents' Punt Returns, Season

65.....	2004
52.....	1980

Fewest Yards Allowed, Punt Returns, Season

34.....	1962
39.....	1972

Most Yards Allowed, Punt Returns, Season

727.....	2004
655.....	2013

Lowest Avg. Allowed, Punt Returns, Season

1.9.....	1959
2.1.....	1972

Highest Avg. Allowed, Punt Returns, Season

16.8.....	2013
14.4.....	1946

Most Touchdowns Allowed, Punt Returns, Season

3.....	2013
3.....	1952
2..... Eight times.....	(Last: 2008)

KICKOFF RETURNS

Fewest Opponents' Kickoff Returns, Season (since 1940)

13.....	2018
17.....	2019
24.....	2017

Most Opponents' Kickoff Returns, Season (since 1940)

91.....	1983
77.....	1999

Fewest Yards Allowed, Kickoff Returns, Season (since 1940)

295.....	2018
439.....	2019
448.....	2017

RECORD BOOK: TEAM/INDIVIDUAL

Most Yards Allowed, Kickoff Returns, Season [since 1940]

1,772	1999
1,772	1983

Lowest Average Allowed, Kickoff Returns, Season [since 1940]

16.3	1976
16.8	1979

Highest Average Allowed, Kickoff Returns, Season

28.2	1953
27.7	1998

Most Touchdowns Allowed, Kickoff Returns, Season

2	Three times	[Last: 1998]
---------	-------------------	--------------

FUMBLES

Most Opponents' Fumbles, Season

46	1983
42	1964

Fewest Opponents' Fumbles, Season

9	1940
9	1938

Most Opponents' Fumbles, Game

9	vs. Cardinals	10/25/76
---------	---------------------	----------

Most Opponents' Fumbles Recovered, Season

27	1983
----------	------

Most Opponents' Fumbles Recovered, Game

8	vs. Cardinals	10/25/76
---------	---------------------	----------

Fewest Opponents' Fumbles Recovered, Season

5	2008
6 Four times.....	[Last: 2009]

Most Touchdown Returns, Fumbles Recovered, Game

2	Twice	[Last: at Vikings, 11/29/84]
---------	-------------	------------------------------

TURNOVERS

Fewest Opponents' Turnovers, Season

12	2006
18	2008

Most Opponents' Turnovers, Season

61	1983
55	1964

Most Opponents' Turnovers, Game

10	vs. Cardinals (9 ints/1 fum)	10/25/76
8	at Chargers (6 ints/2 fum)	10/31/83

*Asterisks indicate NFL records

SERVICE

Most Seasons

20	Darrell Green	1983-2002
16	Monte Coleman	1979-94
16	Sammy Baugh	1937-52

Most Games Played, Career

295	Darrell Green	1983-2002
215	Monte Coleman	1979-94
205	Art Monk	1980-93

Most Consecutive Games Played, Career

196	Len Hauss	1964-77
170	Mark Moseley	1974-86
163	Joe Theismann	1974-85

Most Consecutive Games Started, Career

192	Len Hauss	1964-77
-----------	-----------------	---------

SCORING

Most Seasons Leading League, Scoring

1	Chip Lohmiller	1991
1	Mark Moseley	1983
1	Sam Baker	1957
1	Andy Farkas	1939

Most Seasons Leading Team [all consecutive]

12	Mark Moseley	1974-85
7	Chip Lohmiller	1988-94
5	Curt Knight	1969-73

POINTS

Most Points, Career

1,206	Mark Moseley	1974-86
787	Chip Lohmiller	1988-94
540	Charley Taylor	1964-77

Most Points, Season

161	Mark Moseley	1983
149	Chip Lohmiller	1991
144	John Riggins	1983

Most Points, No Touchdowns, Season

161	Mark Moseley	1983
149	Chip Lohmiller	1991
138	Dustin Hopkins	2016

Most Seasons, 100 or More Points

4	Chip Lohmiller	1989-92
3	Mark Moseley	1979, 1983-84
3	Dustin Hopkins	2015-16, 18
2	Graham Gano	2010-11
2	Shaun Suisham	2007-08
2	Brett Conway	1999, 2001
2	Curt Knight	1971, 1973

Most Points, Rookie Season

118	Scott Blanton	1996
105	Charlie Gogolak	1966
97	Chip Lohmiller	1988

Most Points, Game

24	Larry Brown vs. Eagles (4 TDs)	12/16/73
24	Dick James vs. Cowboys (4 TDs)	12/17/61
20	Andy Farkas vs. Rams (3 TDs, 2 PATs)	09/25/38

RECORD BOOK: INDIVIDUAL

Most Consecutive Games Scoring

92.....	Chip Lohmiller.....	1988-93
91.....	Mark Moseley.....	1980-86
70.....	Mark Moseley.....	1974-78

TOUCHDOWNS

Most Seasons Leading League, Touchdowns

1.....	Stephen Davis.....	1999
1.....	Terry Allen.....	1996
1.....	George Rogers.....	1986
1.....	John Riggins.....	1983
1.....	Larry Brown.....	1973
1.....	Richard Todd.....	1940
1.....	Cliff Battles.....	1937

Most Seasons Leading Team

5.....	Clinton Portis.....	2004-08
5.....	John Riggins.....	1979, 1981, 83-85
5.....	Hugh Taylor.....	1949-50, 52-54
4.....	Stephen Davis.....	1999-2002
4.....	Gary Clark.....	1986-87, 89-90
4.....	Larry Brown.....	1971-74
4.....	Charley Taylor.....	1964-67
4.....	Bobby Mitchell.....	1962-65
4.....	Andy Farkas.....	1938-39, 1942-43

Most Consecutive Seasons Leading Team

5.....	Clinton Portis.....	2004-08
4.....	Stephen Davis.....	1999-02
4.....	Larry Brown.....	1971-74
4.....	Charley Taylor.....	1964-67
4.....	Bobby Mitchell.....	1962-65

Most Touchdowns, Career

90.....	Charley Taylor.....	1964-77
85.....	John Riggins.....	1976-79, 1981-85
65.....	Art Monk.....	1980-93

Most Touchdowns, Season

24.....	John Riggins.....	1983
21.....	Terry Allen.....	1996
18.....	George Rogers.....	1986

Most Touchdowns, Rookie, Season

13.....	Alfred Morris.....	2012
10.....	Charley Taylor.....	1964
8.....	Skip Hicks.....	1998
8.....	Charlie Brown.....	1982

Most Touchdowns, Game

4.....	Larry Brown vs. Eagles.....	12/16/73
4.....	Dick James vs. Cowboys.....	12/17/61
3.....	Multiple times.....	[Last: Rob Kelley vs. GB, 11/20/16]

Most Consecutive Games Scoring Touchdowns

13.....	George Rogers.....	1985-86
13.....	John Riggins.....	1982-83

POINTS AFTER TOUCHDOWNS

Most Seasons Leading League, PATs

1.....	Chip Lohmiller.....	1991
1.....	Mark Moseley.....	1983
1.....	Riley Smith.....	1937

Most [Kicking] PATs Attempted, Career

442.....	Mark Moseley.....	1974-86
267.....	Chip Lohmiller.....	1988-94
176.....	Curt Knight.....	1969-73

Most [Kicking] PATs Attempted, Season

63.....	Mark Moseley.....	1983
56.....	Chip Lohmiller.....	1991
51.....	Mark Moseley.....	1984

Most [Kicking] PATs Attempted, Game

10*.....	Charlie Gogolak vs. Giants.....	11/27/66
----------	---------------------------------	----------

Most [One-Point] PATs, Career

417.....	Mark Moseley.....	1974-86
262.....	Chip Lohmiller.....	1988-94
172.....	Curt Knight.....	1969-73

Most [One-Point] PATs, Season

62.....	Mark Moseley.....	1983
56.....	Chip Lohmiller.....	1991
49.....	Brett Conway.....	1999

Most [One-Point] PATs, Game

9*.....	Charlie Gogolak vs. Giants.....	11/27/66
8.....	Chip Lohmiller vs. Falcons.....	11/10/91
8.....	Dick Poillon vs. Yanks.....	10/31/48

Most Consecutive [Kicking] PATs

213.....	Chip Lohmiller.....	1988-94
----------	---------------------	---------

Highest [Kicking] PAT Percentage, Career [min. 200 PATs]

98.1.....	Chip Lohmiller [262-267].....	1988-94
94.6.....	Mark Moseley [417-441].....	1974-86

Most [Kicking] PATs, No Misses, Season

56.....	Chip Lohmiller.....	1991
41.....	Chip Lohmiller.....	1990
41.....	Chip Lohmiller.....	1989

Most [Kicking] PATs, No Misses, Game

8.....	Chip Lohmiller vs. Falcons.....	11/10/91
7.....	Nick Novak vs. 49ers.....	10/23/05
7.....	Mark Moseley vs. Giants.....	09/28/75

Most Two-Point Conversions, Career

3.....	Chris Cooley.....	2004-12
2.....	Jamison Crowder.....	2015
2.....	Darnierien McCants.....	2002-04
2.....	Stephen Davis.....	1996-2002
2.....	Josh Johnson.....	2018

Most Two-Point Conversions, Season

2.....	Josh Johnson.....	2018
2.....	Jamison Crowder.....	2015
2.....	Darnierian McCants.....	2003

Most Two-Point Conversions, Game

2.....	Josh Johnson vs. Giants.....	12/9/18
--------	------------------------------	---------

FIELD GOALS

Most Seasons Leading League

4.....	Mark Moseley.....	1976-77, 79, 82
--------	-------------------	-----------------

Most Consecutive Seasons Leading League

2.....	Chip Lohmiller.....	1991-92
2.....	Mark Moseley.....	1976-77

Most Seasons Leading Team [all consecutive]

12.....	Mark Moseley.....	1974-85
7.....	Chip Lohmiller.....	1988-94
5.....	Curt Knight.....	1969-73
5.....	Dustin Hopkins.....	2015-19

RECORD BOOK: INDIVIDUAL

Most Field Goals Attempted, Career

397	Mark Moseley	1974-86
245	Chip Lohmiller	1988-94
175	Curt Knight	1969-73

Most Field Goals Attempted, Season

49	Curt Knight	1971
47	Mark Moseley	1983
43	Chip Lohmiller	1991

Most Field Goals Attempted, Game

7	Curt Knight vs. Oilers	10/10/71
6	Graham Gano at Titans	11/21/10
6	Brett Conway vs. Giants	11/21/99
6	Chip Lohmiller at Eagles	12/22/91
6	Chip Lohmiller vs. Eagles	10/21/90
6	Mark Moseley vs. Saints	10/26/80
6	Curt Knight at Bears	11/14/71

Most Field Goals, Career

263	Mark Moseley	1974-86
175	Chip Lohmiller	1988-94
124	Dustin Hopkins	2015-19

Most Field Goals, Season

34	Dustin Hopkins	2016
33	Mark Moseley	1983
31	Graham Gano	2011
31	Chip Lohmiller	1991

Most Field Goals, Rookie, Season

26	Scott Blanton	1996
22	Charlie Gogolak	1966
19	Chip Lohmiller	1988

Most Field Goals, Game

5	Dustin Hopkins at Giants	09/25/16
5	Shaun Suisham at Jets	11/04/07
5	Chip Lohmiller at Vikings	10/25/92
5	Chip Lohmiller at Eagles	12/22/91
5	Chip Lohmiller vs. Bills	12/30/90
5	Mark Moseley vs. Saints	10/26/80
5	Curt Knight vs. Colts	11/18/73
5	Curt Knight at Bears	11/14/71
5	Curt Knight vs. Oilers	10/10/71

Most Field Goals, One Quarter

4*	Curt Knight vs. Giants [2nd]	11/15/70
----	-------	------------------------------	-------	----------

Most Consecutive Games Scoring Field Goals

28	Chip Lohmiller	1988-90
16	Mark Moseley	1976-77

Most Consecutive Field Goals

23	Mark Moseley	1981-82
18	Kai Forbath	2013-14
17	Kai Forbath	2012

Most Consecutive Field Goals Made to Start a Career

17*	Kai Forbath	2012
-----	-------	-------------	-------	------

Longest Field Goal

59	Graham Gano vs. 49ers	11/06/11
57	Steve Cox vs. Seahawks	09/28/86
56	Chip Lohmiller at Colts	12/22/90
56	Dustin Hopkins vs. Panthers	10/14/18

Highest Field Goal Percentage, Career [min. 100 FGA]

84.9	Dustin Hopkins [124/146]	2015-19
80.2	Shaun Suisham [81/101]	2006-09
71.4	Chip Lohmiller [175/245]	1988-94

Highest Field Goal Percentage, Season [min. 20 FGA]

95.2	Mark Moseley [20/21]	1982
89.7	Dustin Hopkins [26/29]	2008
89.3	Dustin Hopkins [25/28]	2015

Most Field Goals, No Misses, Game

5	Dustin Hopkins at Giants	09/25/16
5	Shaun Suisham at Jets	11/04/07
5	Chip Lohmiller at Vikings	10/25/92
5	Chip Lohmiller vs. Bills	12/30/90

Most Field Goals, 50 or More Yards, Career

12	Mark Moseley	1974-86
9	Dustin Hopkins	2015-19
9	Chip Lohmiller	1988-94
5	Brett Conway	1998-2002

Most Field Goals, 50 or More Yards, Season

4	Dustin Hopkins	2018
4	Graham Gano	2011
4	John Hall	2003
4	Mark Moseley	1977
3	Dustin Hopkins	2016
3	Brett Conway	1999
3	Chip Lohmiller	1990

Most Field Goals, 50 or More Yards, Game

2	Four times	(Last: Brett Conway, vs. Bears, 10/31/99)
---	-------	------------	-------	---

SAFETIES

Most Safeties, Career

2	Willie Wilkin	1938-43
---	-------	---------------	-------	---------

Most Safeties, Season

2	Willie Wilkin	1942
---	-------	---------------	-------	------

Most Safeties, Game

1	Multiple players	(Last: Preston Smith vs. GB, 01/10/16)
---	-------	------------------	-------	--

RUSHING - ATTEMPTS

Most Seasons Leading Team, Attempts

6	Larry Brown	1969-74
5	Clinton Portis	2004-05, 2007-09
5	John Riggins	1978-79, 1982-84

Most Consecutive Seasons Leading Team, Attempts

6	Larry Brown	1969-74
4	Alfred Morris	2012-15
4	Stephen Davis	1999-2002
4	Dan Bosseler	1957-60

Most Attempts, Career

1,988	John Riggins	1976-79, 1981-85
1,667	Clinton Portis	2004-10
1,530	Larry Brown	1969-76

Most Attempts, Season

375	John Riggins	1983
356	Stephen Davis	2001
352	Clinton Portis	2005

Most Attempts, Rookie, Season

335	Alfred Morris	2012
235	Mike Thomas	1975
233	Reggie Brooks	1993

Most Attempts, Game

45*	Jamie Morris at Bengals	12/17/88
39	Earnest Byner at Patriots	12/15/90

RECORD BOOK: INDIVIDUAL

RUSHING - YARDS GAINED

Most Seasons Leading League, Yards Gained, Rushing

1.....	Larry Brown.....	1970
1.....	Cliff Battles.....	1937
1.....	Jim Musick.....	1933
1.....	Cliff Battles.....	1932

Most Yards Gained, Rushing, Career

7,472.....	John Riggins.....	1976-79, 1981-85
6,824.....	Clinton Portis.....	2004-10
5,875.....	Larry Brown.....	1969-76

Most Seasons, 1,000 or More Yards Rushing

4.....	Clinton Portis.....	2004-05, 2007-08
4.....	John Riggins.....	1978-79, 1983-84
3.....	Alfred Morris.....	2012-14
3.....	Stephen Davis.....	1999-2001

Most Consecutive Seasons, 1,000 or More Yards Rushing

3.....	Alfred Morris.....	2012-14
3.....	Stephen Davis.....	1999-2001
2.....	Clinton Portis.....	2007-08
2.....	Clinton Portis.....	2004-05
2.....	Terry Allen.....	1995-96
2.....	Earnest Byner.....	1990-91
2.....	George Rogers.....	1985-86
2.....	John Riggins.....	1983-84
2.....	John Riggins.....	1978-79

Most Yards Gained, Rushing, Season

1,613.....	Alfred Morris.....	2012
1,516.....	Clinton Portis.....	2005
1,487.....	Clinton Portis.....	2008

Most Yards Gained, Rushing, Rookie, Season

1,613.....	Alfred Morris.....	2012
1,063.....	Reggie Brooks.....	1993
919.....	Mike Thomas.....	1975

Most Yards Gained, Rushing, Game

221.....	Gerald Riggs vs. Eagles.....	09/17/89
215.....	Cliff Battles vs. Giants.....	10/08/33
206.....	George Rogers vs. Cardinals.....	12/21/85

Most Games, 200 or More Yards Rushing, Career [Regular Season]

1.....	Alfred Morris.....	2012-15
1.....	Gerald Riggs.....	1989-91
1.....	George Rogers.....	1985-87
1.....	Cliff Battles.....	1932-37

Most Games, 200 or More Yards Rushing, Season

1.....	Alfred Morris.....	2012
1.....	Gerald Riggs.....	1989
1.....	George Rogers.....	1985
1.....	Cliff Battles.....	1933

Most Games, 100 or More Yards Rushing, Career [Regular Season]

26.....	Clinton Portis.....	2004-10
19.....	John Riggins.....	1976-79, 81-85
19.....	Larry Brown.....	1969-76
18.....	Stephen Davis.....	1996-2002

Most Games, 100 or More Yards Rushing, Season

9.....	Clinton Portis.....	2005
7.....	Alfred Morris.....	2012
7.....	Rob Goode.....	1951

Most Consecutive Games, 100 or More Yards Rushing

5.....	Clinton Portis.....	2008
5.....	Ladell Betts.....	2006
5.....	Clinton Portis.....	2005
5.....	Rob Goode.....	1951

Longest Run From Scrimmage

90t.....	Adrian Peterson at Eagles.....	12/03/18
88t.....	Billy Wells vs. Cardinals.....	11/21/54
85t.....	Reggie Brooks vs. Eagles.....	09/19/93

RUSHING - AVERAGE GAIN

Highest Average Gain, Rushing, Career [min. 750 att.]

4.37.....	Alfred Morris [1,078-4,713].....	2012-15
4.19.....	Stephen Davis [1,383-5,790].....	1996-2002
4.18.....	Cliff Battles [839-3,511].....	1932-37

Highest Average Gain, Rushing, Season [min. 100 att.]

6.79.....	Robert Griffin III [120-815].....	2012
5.42.....	Frank Atkins [147-797].....	1945
5.41.....	Don Bosseler [119-644].....	1959

Highest Average Gain, Rushing, Game [min. 10 att.]

12.9.....	Derrius Guice [10-129] at Carolina.....	12/1/19
11.9.....	Stephen Davis [12-143] vs. Bears.....	10/31/99
10.6.....	Robert Griffin III [13-138] vs. Vikings.....	10/14/12

RUSHING - TOUCHDOWNS

Most Seasons Leading League, Touchdowns, Rushing

1.....	Stephen Davis.....	1999
1.....	Terry Allen.....	1996
1.....	George Rogers.....	1986
1.....	John Riggins.....	1983
1.....	Rob Goode.....	1951
1.....	Andy Farkas.....	1938
1.....	Cliff Battles.....	1937

Most Seasons Leading Team, Touchdowns, Rushing

7.....	John Riggins.....	1978-79, 81-85
5.....	Clinton Portis.....	2004-08
4.....	Stephen Davis.....	1999-2002
4.....	Larry Brown.....	1970-73

Most Consecutive Seasons Leading Team, Touchdowns, Rushing

5.....	Clinton Portis.....	2004-08
5.....	John Riggins.....	1981-85
4.....	Stephen Davis.....	1999-2002
4.....	Larry Brown.....	1970-73

Most Touchdowns, Rushing, Career

79.....	John Riggins.....	1976-79, 81-85
46.....	Clinton Portis.....	2004-10
45.....	Stephen Davis.....	1996-2002
37.....	Terry Allen.....	1995-98

Most Touchdowns, Rushing, Season

24.....	John Riggins.....	1983
21.....	Terry Allen.....	1996
18.....	George Rogers.....	1986

Most Touchdowns, Rushing, Rookie, Season

13.....	Alfred Morris.....	2012
8.....	Skip Hicks.....	1998
7.....	Robert Griffin III.....	2012
7.....	Don Bosseler.....	1957

RECORD BOOK: INDIVIDUAL

Most Touchdowns, Rushing, Game

3 Rob Kelley vs. Packers	11/20/16
3 Darrel Young vs. Chargers	11/03/13
3 Roy Helu, Jr. vs. Bears	10/20/13
3 Alfred Morris vs. Cowboys	12/30/12
3 Clinton Portis vs. 49ers	10/23/05
3 Stephen Davis vs. Rams	11/24/02
3 Stephen Davis at Jets	09/26/99
3 Stephen Davis at Giants	09/19/99
3 Skip Hicks vs. Eagles	11/15/98
3 Terry Allen vs. Colts	10/27/96
3 Terry Allen vs. Giants	10/20/96
3 Gerald Riggs at Bengals	09/22/91
3 Earnest Byner vs. Dolphins	12/02/90
3 John Riggins vs. Lions	10/13/85
3 Otis Wonsley vs. Lions	11/11/84
3 John Riggins vs. Rams	01/01/84
3 Reggie Evans vs. Lions	10/23/83
3 John Riggins at Cardinals	10/09/83
3 Ray McDonald at Saints	09/24/67
3 Dick James vs. Cowboys	12/17/61
3 Don Bosseler vs. Eagles	12/08/57
3 Andy Farkas at Bears	12/19/43
3 Andy Farkas at Dodgers	11/12/39
3 Andy Farkas vs. Rams	09/25/38
3 Cliff Battles vs. Giants	10/17/37

Most Consecutive Games Rushing for Touchdowns

13 George Rogers	1985-86
13 John Riggins	1982-83
10 Terry Allen	1995-96

PASSING - PASSER RATING

Most Seasons Leading League, Passer Rating

6* Sammy Baugh	1937, 40, 43, 45, 47, 49
2 Sonny Jurgensen	1967, 69

Most Seasons Leading Team, Passer Rating

14 Sammy Baugh	1937-43, 1945-51
8 Joe Theismann	1978-85
8 Sonny Jurgensen	1964-70, 74

Most Consecutive Seasons Leading Team, Passer Rating

8 Joe Theismann	1978-85
7 Sonny Jurgensen	1964-70
7 Sammy Baugh	1945-51
7 Sammy Baugh	1937-43

Highest Passer Rating, Career (min. 1,500 att.)

93.7 Kirk Cousins	2012-17
83.9 Sonny Jurgensen	1964-74
82.3 Jason Campbell	2005-09

Highest Passer Rating, Season (min. 150 att.)

109.9 Sammy Baugh	1945
102.4 Robert Griffin III	2012
101.6 Kirk Cousins	2015

Highest Passer Rating, Rookie, Season (min. 150 att.)

102.4 Robert Griffin III	2012
76.5 Jason Campbell	2006
76.1 Dwayne Haskins Jr.	2019

PASSING - ATTEMPTS

Most Seasons Leading League, Attempts, Passing

4 Sammy Baugh	1937, 43, 47-48
3 Sonny Jurgensen	1966-67, 69

Most Consecutive Seasons Leading League, Attempts, Passing

2 Sonny Jurgensen	1966-67
2 Sammy Baugh	1947-48

Most Passes Attempted, Career

3,602 Joe Theismann	1974-85
3,155 Sonny Jurgensen	1964-74
2,995 Sammy Baugh	1937-52

Most Passes Attempted, Season

606 Kirk Cousins	2016
543 Kirk Cousins	2015
541 Jay Schroeder	1986

Most Passes Attempted, Rookie, Season

393 Robert Griffin III	2012
375 Norm Snead	1961
265 Heath Shuler	1994

Most Passes Attempted, Game

58 Jay Schroeder vs. 49ers	12/01/85
56 Kirk Cousins at Bengals [London]	10/30/16
54 Jason Campbell at Cowboys	11/18/07
54 Trent Green vs. Cardinals	11/22/98
54 Mark Rypien at Cowboys	11/22/90

PASSING - COMPLETIONS

Most Seasons Leading League, Completions

5 Sammy Baugh	1937, 43, 45, 47-48
---	-------------------	---------------------

Most Consecutive Seasons Leading League, Completions

2 Sonny Jurgensen	1966-67
2 Sammy Baugh	1947-48

Most Seasons Leading Team, Completions

13 Sammy Baugh	1937-38, 40-43, 45-51
8 Joe Theismann	1978-85
7 Billy Kilmer	1971-77
7 Sonny Jurgensen	1964-70

Most Consecutive Seasons Leading Team, Completions

8 Joe Theismann	1978-85
7 Billy Kilmer	1971-77
7 Sonny Jurgensen	1964-70
7 Sammy Baugh	1945-51

Most Passes Completed, Career

2,044 Joe Theismann	1974-85
1,831 Sonny Jurgensen	1964-74
1,693 Sammy Baugh	1937-52

Most Passes Completed, Season

406 Kirk Cousins	2016
379 Kirk Cousins	2015
347 Kirk Cousins	2017

Most Passes Completed, Rookie, Season

258 Robert Griffin III	2012
172 Norm Snead	1961
120 Heath Shuler	1994

Most Passes Completed, Game

41 Kirk Cousins at Cowboys	11/24/16
38 Kirk Cousins at Bengals [London]	10/30/16
33 Alex Smith vs. Colts	09/16/18
33 Kirk Cousins vs. Buccaneers	10/25/15
33 Jason Campbell at Cowboys	11/18/07

RECORD BOOK: INDIVIDUAL

Most Consecutive Passes Completed, Game

22..... Mark Brunell vs. Texans09/24/06

PASSING - COMPLETION PCT.

Most Seasons Leading League

7..... Sammy Baugh.....1940, 42-43, 45, 47-49

Most Consecutive Seasons Leading League

3..... Sammy Baugh.....1947-49

Highest Completion Percentage, Career (min. 1,500 att.)

65.5..... Kirk Cousins.....2012-17
61.2..... Jason Campbell.....2005-09
58.2..... Sonny Jurgensen.....1964-74

Highest Completion Percentage, Season (min. 150 att.)

70.3..... Sammy Baugh (128-182)1945
69.8..... Kirk Cousins (379-543)2015
68.7..... Robert Griffin III (147-214).....2014

Highest Completion Percentage, Rookie, Season

65.7..... Robert Griffin III.....2012
58.6..... Dwayne Haskins Jr.2019
53.1..... Jason Campbell.....2007

Highest Completion Percentage, Game (min. 20 att.)

88.9..... Mark Brunell vs. Texans (24-27)09/24/06

PASSING - YARDS GAINED

Most Seasons Leading League, Yards Gained, Passing

4..... Sammy Baugh.....1937, 40, 47-48
3..... Sonny Jurgensen.....1966-67, 69

Most Consecutive Seasons Leading League, Yards Gained, Passing

2..... Sonny Jurgensen.....1966-67
2..... Sammy Baugh.....1947-48

Most Seasons Leading Team, Yards Gained, Passing

13..... Sammy Baugh.....1937-38, 40-43, 45-51
8..... Joe Theismann.....1978-85
7..... Billy Kilmer.....1971-77
7..... Sonny Jurgensen.....1964-70

Most Yards Gained, Passing, Career

25,206... Joe Theismann.....1974-85
22,585... Sonny Jurgensen.....1964-74
21,886... Sammy Baugh.....1937-52

Most Seasons, 3,000 or More Yards Passing

3..... Kirk Cousins.....2015-17
3..... Mark Rypien.....1989, 91-92
3..... Joe Theismann.....1981, 83-84
3..... Sonny Jurgensen.....1966-67, 69

Most Yards Gained, Passing, Season

4,917..... Kirk Cousins.....2016
4,166..... Kirk Cousins.....2015
4,109..... Jay Schroeder.....1986

Most Yards Gained, Passing, Rookie, Season

3,200..... Robert Griffin III.....2012
2,337..... Norm Snead.....1961
1,658..... Heath Shuler.....1994

Most Yards Gained, Passing, Game

471..... Brad Johnson at 49ers12/26/99
458..... Kirk Cousins at Bengals.....10/30/16
449..... Kirk Cousins at Cowboys.....11/24/16

Most Games, 400 or More Passing Yards, Career

3..... Kirk Cousins.....2012-16
2..... Mark Rypien.....1988-93
2..... Sonny Jurgensen.....1964-74

Most Games, 400 or More Passing Yards, Season

2..... Kirk Cousins.....2016

Most Games, 300 or More Yards Passing, Career

23..... Kirk Cousins.....2012-17
15..... Sonny Jurgensen.....1964-74
14..... Joe Theismann.....1974-85

Most Games, 300 or More Yards Passing, Season

7..... Kirk Cousins.....2016
7..... Kirk Cousins.....2015
5..... Kirk Cousins.....2017
5..... Mark Rypien.....1989
5..... Jay Schroeder.....1986
5..... Sonny Jurgensen.....1967

Most Consecutive Games, 300 or More Yards Passing, Season

3..... Kirk Cousins.....2015
3..... Robert Griffin III.....2013

Longest Pass Completion (all TDs)

99*..... Sonny Jurgensen (to Allen) at Bears.....09/15/68
99*..... George Izo (to Mitchell) vs. Browns.....09/15/63
99*..... Frank Filchock (to Farkas) vs. Steelers...10/15/39

PASSING - AVERAGE GAIN

Most Seasons Leading League, Average Gain, Passing

3..... Sammy Baugh.....1937, 40, 48

Highest Average Gain, Career (1,500 att.)

7.73..... Kirk Cousins.....2012-17
7.31..... Sammy Baugh.....1937-52
7.22..... Mark Rypien.....1988-93

Highest Average Gain, Season (150 att.)

9.17..... Sammy Baugh.....1945
9.03..... Eddie LeBaron.....1957
8.47..... Mark Rypien.....1991

Highest Average Gain, Rookie, Season

8.14..... Robert Griffin III.....2012
7.22..... Al Dorow.....1954

Highest Average Gain, Game (20 att.)

18.58*..... Sammy Baugh vs. Yanks (24 att-446 yds) ...10/31/48

PASSING - TOUCHDOWNS

Most Seasons Leading League, Touchdowns, Passing

2..... Sammy Baugh.....1940, 47
2..... Frank Filchock.....1939, 44

Most Seasons Leading Team

13..... Sammy Baugh.....1937-38, 40-43, 45-51
8..... Joe Theismann.....1978-85
8..... Sonny Jurgensen.....1964-70, 74

Most Consecutive Seasons Leading Team

8..... Joe Theismann.....1978-85
7..... Sonny Jurgensen.....1964-70
7..... Sammy Baugh.....1945-51

RECORD BOOK: INDIVIDUAL

Most Touchdown Passes, Career

187	Sammy Baugh	1937-52
179	Sonny Jurgensen	1964-74
160	Joe Theismann	1974-85

Most Touchdown Passes, Season

31	Sonny Jurgensen	1967
29	Kirk Cousins	2015
29	Joe Theismann	1983

Most Touchdown Passes, Rookie, Season

20	Robert Griffin III	2012
14	Eddie LeBaron	1952
11	Norm Snead	1961

Most Touchdown Passes, Game

6	Mark Rypien vs. Falcons	11/10/91
6	Sammy Baugh vs. Cardinals	11/23/47
6	Sammy Baugh at Dodgers	10/31/43

Most Games, Four or More Touchdown Passes, Career

9	Sonny Jurgensen	1964-74
5	Mark Rypien	1988-93

Most Games, Four or More Touchdown Passes, Season

3	Kirk Cousins	2015
3	Sonny Jurgensen	1964, 67

Most Consecutive Games, Touchdown Passes (reg. season)

23	Sonny Jurgensen	1966-68
16	Kirk Cousins	2015
15	Joe Theismann	1982-83

PASSING - HAD INTERCEPTED

Most Consecutive Passes Attempted, No Interceptions

271	Jason Campbell	2007-08
187	Kirk Cousins	2016
162	Joe Theismann	1983

Most Passes Had Intercepted, Career

203	Sammy Baugh	1937-52
138	Joe Theismann	1974-85
116	Sonny Jurgensen	1964-74

Most Passes Had Intercepted, Season

27	Norm Snead	1963
23	Sammy Baugh	1948
22	Jay Schroeder	1986
22	Norm Snead	1962
22	Norm Snead	1961

Most Passes Had Intercepted, Game

6	Jay Schroeder vs. Giants	12/07/86
6	Sammy Baugh at Giants	11/11/51

Most Attempts, No Interceptions, Game

53	Kirk Cousins at Cowboys	11/24/16
53	Mark Brunell at Broncos	10/09/05

Most Seasons Leading League, Lowest Percentage, Passes Had Intercepted

5*	Sammy Baugh	1940, 42, 44-45, 47
----	-------------	---------------------

Lowest Percentage, Passes Had Intercepted, Career (min. 1,000 att.)

2.2	Robert Griffin III	2012-14
2.3	Jason Campbell	2005-09
2.6	Kirk Cousins	2012-17

Lowest Percentage, Passes Had Intercepted, Season (min. 150 att.)

1.19	Jason Campbell (6-506)	2008
1.27	Robert Griffin III (5-393)	2012
1.50	Alex Smith (5-328)	2018

Lowest Pct. Of Passes Had Intercepted, Rookie, Season

1.3	Robert Griffin III	2012
3.4	Dwayne Haskins Jr.	2019
3.5	Patrick Ramsey	2002

PASSING - TIMES SACKED

Most Times Sacked, Career

340	Joe Theismann	1974-85
227	Sonny Jurgensen	1964-74
117	Billy Kilmer	1971-78

Most Times Sacked, Season

49	Trent Green	1998
48	Joe Theismann	1984
43	Jason Campbell	2009

Most Times Sacked, Game

10	John Beck at Bills	10/30/11
9	Joe Theismann vs. Cardinals	11/19/78

PASS RECEPTIONS

Most Seasons Leading League, Receptions

2	Charley Taylor	1966-67
---	----------------	---------

Most Seasons Leading Team, Receptions

8	Charley Taylor	1966-69, 72-75
6	Santana Moss	2005-10
6	Art Monk	1980, 82, 84-85, 89, 91
6	Hugh Taylor	1949-54

Most Consecutive Seasons Leading Team, Receptions

6	Santana Moss	2005-10
6	Hugh Taylor	1949-54
4	Charley Taylor	1972-75
4	Charley Taylor	1966-69
4	Bobby Mitchell	1962-65

Most Pass Receptions, Career

888	Art Monk	1980-93
649	Charley Taylor	1964-77
581	Santana Moss	2005-14

Most Seasons, 50 or More Pass Receptions

9	Art Monk	1980-81, 84-86, 88-91
7	Charley Taylor	1964, 66-67, 69, 73-75
6	Santana Moss	2005-10
6	Bobby Mitchell	1962-67

Most Pass Receptions, Season

113	Pierre Garçon	2013
106	Art Monk	1984
93	Santana Moss	2010

Most Pass Receptions, Rookie, Season

59	Jamison Crowder	2015
58	Art Monk	1980
58	Terry McLaurin	2019

Most Pass Receptions, Game

14	Roy Helu, Jr. vs. 49ers (105 yds)	11/06/11
13	Art Monk at Lions (168 yds)	11/04/90
13	Kelvin Bryant vs. Giants (130 yds)	12/07/86
13	Art Monk vs. Bengals (230 yds)	12/15/85

RECORD BOOK: INDIVIDUAL

13.....	Chris Thompson vs. Colts (92 yds).....	09/16/18
Most Consecutive Games, Pass Receptions		
164.....	Art Monk.....	1983-93

RECEIVING - YARDS GAINED

Most Seasons Leading League, Yards Gained, Receiving		
2.....	Bobby Mitchell.....	1962-63

Most Consecutive Seasons Leading League, Yards Gained, Receiving		
2.....	Bobby Mitchell.....	1962-63

Most Seasons Leading Team, Yards Gained, Receiving		
8.....	Charley Taylor.....	1966-69, 72-75
6.....	Santana Moss.....	2005-10
6.....	Gary Clark.....	1986-87, 89-92
6.....	Hugh Taylor.....	1949-54

Most Consecutive Seasons Leading Team, Yards Gained, Receiving		
6.....	Santana Moss.....	2005-10
6.....	Hugh Taylor.....	1949-54
4.....	Gary Clark.....	1989-92
4.....	Charley Taylor.....	1966-69
4.....	Bobby Mitchell.....	1962-65

Most Yards Gained, Pass Receiving, Career		
12,026....	Art Monk.....	1980-93
9,110.....	Charley Taylor.....	1964-77
8,742.....	Gary Clark.....	1985-92

Most Seasons, 1,000 or More Yards, Pass Receiving		
5.....	Art Monk.....	1984-86, 89, 91
5.....	Gary Clark.....	1986-87, 89-91
3.....	Santana Moss.....	2005, 08, 10
3.....	Henry Ellard.....	1994-96

Most Yards Gained, Pass Receiving, Season		
1,483.....	Santana Moss.....	2005
1,436.....	Bobby Mitchell.....	1963
1,397.....	Henry Ellard.....	1994

Most Yards Gained, Pass Receiving, Rookie, Season		
926.....	Gary Clark.....	1985
919.....	Terry McLaurin.....	2019
814.....	Charley Taylor.....	1964

Most Yards Gained, Pass Receiving, Game		
255.....	Anthony Allen vs. Cardinals (7 rec.)	10/04/87
241.....	Gary Clark at Giants (11).....	10/27/86
230.....	Art Monk vs. Bengals (13).....	12/15/85

Most Games, 100 or More Yards Pass Receiving, Career		
36.....	Art Monk.....	1980-93
28.....	Gary Clark.....	1985-92
23.....	Charley Taylor.....	1964-77
23.....	Bobby Mitchell.....	1962-68

Most Games, 100 or More Yards Pass Receiving, Season		
7.....	Bobby Mitchell.....	1962
6.....	DeSean Jackson.....	2014
6.....	Art Monk.....	1985
6.....	Art Monk.....	1984
6.....	Bobby Mitchell.....	1963

Most Consecutive Games, 100 or More Yards Pass Receiving		
3.....	Many times.....	Last: DeSean Jackson, 2016

Longest Pass Reception (all TDs)		
99*.....	Gerry Allen (from Jurgensen) at Bears.....	09/15/68
99*.....	Bobby Mitchell (from Izo) at Browns.....	09/15/63
99*.....	Andy Farkas (from Filchock) vs. Steelers.....	10/15/39

RECEIVING - AVERAGE GAIN

Highest Average Gain, Career (min. 200 rec.)		
19.24.....	Hugh Taylor.....	1947-54
18.19.....	Henry Ellard.....	1994-98
16.52.....	Bobby Mitchell.....	1962-68

Highest Average Gain, Season (min. 24 rec.)		
23.44.....	Hugh Taylor.....	1952
21.56.....	Charlie Brown.....	1982
21.36.....	Hugh Taylor.....	1950

Highest Average Gain, Game (min. 3 rec.)		
50.75.....	Gary Clark vs. Falcons (4/203).....	11/10/91
49.33.....	Charley Taylor vs. Rams (3/148).....	10/22/67
48.33.....	Andy Farkas vs. Cardinals (3/145).....	11/19/39

RECEIVING - TOUCHDOWNS

Most Seasons Leading Team		
7.....	Gary Clark.....	1985-87, 89-92
7.....	Hugh Taylor.....	1947, 49-54
5.....	Santana Moss.....	2005-06, 08, 10, 12
5.....	Charley Taylor.....	1969, 71-74

Most Consecutive Seasons Leading Team		
6.....	Hugh Taylor.....	1949-54
4.....	Gary Clark.....	1989-92
4.....	Charley Taylor.....	1971-74
4.....	Bobby Mitchell.....	1962-65

Most Touchdowns, Career		
79.....	Charley Taylor.....	1964-77
65.....	Art Monk.....	1980-93
60.....	Jerry Smith.....	1965-77

Most Touchdowns, Season		
12.....	Ricky Sanders.....	1988
12.....	Jerry Smith.....	1967
12.....	Charley Taylor.....	1966
12.....	Hugh Taylor.....	1952

Most Touchdowns, Rookie, Season		
8.....	Charlie Brown.....	1982
7.....	Terry McLaurin.....	2019
6.....	Chris Cooley.....	2004
6.....	Hugh Taylor.....	1947

Most Touchdowns, Game		
3.....	Santana Moss vs. Jaguars.....	10/01/06
3.....	Santana Moss vs. Giants.....	12/24/05
3.....	Chris Cooley vs. Cowboys.....	12/18/05
3.....	Albert Connell at Jaguars.....	10/22/00
3.....	Michael Westbrook vs. Cardinals.....	11/22/98
3.....	Gary Clark vs. Falcons.....	11/10/91
3.....	Anthony Allen vs. Cardinals.....	10/04/87
3.....	Art Monk at Colts.....	10/07/84
3.....	Alvin Garrett vs. Lions.....	01/08/83
3.....	Jean Fugett at 49ers.....	12/07/76
3.....	Larry Brown vs. Eagles.....	12/16/73
3.....	Jerry Smith vs. Cowboys.....	11/16/69
3.....	Pat Richter at Bears.....	09/15/68
3.....	Jerry Smith at Rams.....	10/22/67
3.....	Hugh Taylor vs. Cardinals.....	12/12/54
3.....	Hugh Taylor at Giants.....	12/07/52
3.....	Hugh Taylor vs. Cardinals.....	10/22/50

RECORD BOOK: INDIVIDUAL

3	Hugh Taylor at Colts	09/17/50
3	Hal Crisler vs. Bulldogs	10/16/49
3	Hugh Taylor at Eagles	09/28/47

Most Consecutive Games, Receiving Touchdown

6	Santana Moss	2007-08 (includes playoffs)
6	Bobby Mitchell	1964
5	Charlie Brown	1982

YARDS FROM SCRIMMAGE

Most Scrimmage Yards, Career

12,358	Art Monk	1980-93
10,628	Charley Taylor	1964-77
8,796	Gary Clark	1985-92

Most Scrimmage Yards, Season

1,732	Clinton Portis	2005
1,705	Clinton Portis	2008
1,690	Alfred Morris	2012

Most Scrimmage Yards, Rookie, Season

1,690	Alfred Morris	2012
1,569	Charley Taylor	1964
1,402	Mike Thomas	1975

Most Scrimmage Yards, Game

255	Larry Brown vs. Eagles	12/16/73
-----------	------------------------------	----------

INTERCEPTIONS BY

Most Seasons Leading League, Interceptions By

1	Barry Wilburn	1987
1	Mark Murphy	1983
1	Paul Krause	1964
1	Dan Sandifer	1948
1	Sammy Baugh	1943

Most Seasons Leading Team, Interceptions By

4	Sammy Baugh	1941-43
3	Multiple players. (Last: DeAngelo Hall, 2009-11)	

Most Consecutive Seasons Leading Team, Interceptions By

3	DeAngelo Hall	2009-11
3	Fred Smoot	2001-03
3	Norb Hecker	1955-57
3	Sammy Baugh	1941-43

Most Seasons Leading Team

4	DeAngelo Hall	2009-11, 13
3	Fred Smoot	2001-03
3	Darrell Green	1986, 91, 98
3	Tom Carter	1993, 95-96
3	Vernon Dean	1982, 84-85
3	Ken Houston	1973, 75, 77
3	Brig Owens	1966, 68, 70
3	Paul Krause	1964-65, 67
3	Norb Hecker	1955-57
3	Sammy Baugh	1942-43, 45

Most Interceptions By, Career

54	Darrell Green	1983-2002
36	Brig Owens	1966-72
31	Sammy Baugh	1937-52

Most Interceptions By, Season

13	Dan Sandifer	1948
12	Paul Krause	1964
11	Sammy Baugh	1943

Most Interceptions By, Rookie, Season

13	Dan Sandifer	1948
12	Paul Krause	1964
7	Brig Owens	1966
7	Jim Kerr	1961

Most Interceptions By, Game

4*	DeAngelo Hall at Bears	10/24/10
4*	Dan Sandifer vs. Yanks	10/31/48
4*	Sammy Baugh vs. Lions	11/14/43

Most Consecutive Games, Passes Intercepted By

7	Paul Krause	1964
6	Barry Wilburn	1987
6	Lemar Parrish	1978-79

INTERCEPTIONS - RETURN YARDS GAINED

Most Yards Gained, Career

686	Brig Owens	1966-72
631	Darrell Green	1983-2002
491	Sammy Baugh	1937-52

Most Yards Gained, Season

258	Dan Sandifer	1948
168	George Cheverko	1948
165	Brig Owens	1966

Most Yards Gained, Rookie, Season

258	Dan Sandifer	1948
165	Brig Owens	1966
140	Paul Krause	1964

Most Yards Gained, Game

110	Jim Steffen vs. Cowboys	09/29/63
103	Brad Edwards vs. Cardinals	11/29/92
100	Barry Wilburn at Vikings	12/26/87

Longest Return (All TDs)

100	Barry Wilburn at Vikings	12/26/87
96	Bashaud Breeland at Chargers	12/10/17
93	Dick Poillon at Eagles	11/21/48

INTERCEPTIONS - RETURN TOUCHDOWNS

Most Touchdowns, Career

6	Darrell Green	1983-2002
3	Ryan Kerrigan	2011-17
3	DeAngelo Hall	2008-16
3	Monte Coleman	1974-94
3	Andre Collins	1990-94
3	Brig Owens	1966-77
3	Mike Bass	1969-75

Most Touchdowns, Season

2	DeAngelo Hall	2013
2	Andre Collins	1994
2	Vernon Dean	1984
2	Dale Hackbart	1961
2	Dan Sandifer	1948
2	Pug Rentner	1936

Most Touchdowns, Rookie, Season

2	Dan Sandifer	1948
---------	--------------------	------

Most Touchdowns, Game

2*	Dan Sandifer vs. Yanks	10/31/48
----------	------------------------------	----------

RECORD BOOK: INDIVIDUAL

PUNTING

Most Punts, Career

896	Mike Bragg	1968-79
437	Tress Way	2014-19
388	Matt Turk	1995-99

Most Punts, Season

103	Tom Tupa	2004
103	Mike Bragg	1978
93	Matt Turk	1998

Most Punts, Rookie, Season

76	Mike Bragg	1968
74	Matt Turk	1995
54	Doug Elmore	1962

Most Punts, Game

14	Sammy Baugh vs. Eagles	11/05/39
----------	------------------------------	----------

Longest Punt

85	Sammy Baugh vs. Eagles	12/01/40
81	Sammy Baugh vs. Lions	11/14/43
79	Tress Way at Panthers	12/1/19
77	Tress Way vs. Giants	09/25/14
77	Steve Cox at Bills	11/01/87

PUNTING - AVERAGE YARDAGE

Highest Average, Punting, Career (min. 300 punts)

46.60	Tress Way	2014-19
45.10	Sammy Baugh	1937-52
43.77	Matt Turk	1995-99
41.96	Pat Richter	1963-70

Highest Average, Punting, Season (min. 30 punts)

51.40*	Sammy Baugh	1940
49.60	Tress Way	2019
48.73	Sammy Baugh	1941

Highest Average, Punting, Rookie, Season

43.26	Mike Bragg	1968
42.43	Matt Turk	1995
42.16	Eddie LeBaron	1952

Highest Average, Punting, Game (min. 4 punts)

59.40	Sammy Baugh at Lions [5-297]	10/27/40
-------------	------------------------------------	----------

PUNTING - NET YARDAGE

Since 1976

Highest Net Average, Punting, Career (min. 250 att.)

40.7	Tress Way	2014-19
------------	-----------------	---------

Highest Net Average, Punting, Season

44.1	Tress Way	2019
41.5	Tress Way	2018
40.0	Tress Way	2014
39.8	Tress Way	2015

Highest Net Punting Average, Rookie, Season

37.7	Matt Turk	1995
33.3	Jeff Hayes	1982

Highest Net Average, Punting, Game (min. 4 att.)

55.5	Tress Way vs. Giants	09/25/14
53.5	Tress Way at Vikings	10/24/19
53.0	Tress Way at Panthers	11/22/15

PUNTING - HAD BLOCKED

Most Punts Had Blocked, Career

8	Mike Bragg	1968-79
7	Sammy Baugh	1937-52
4	Kelly Goodburn	1990-93

Most Punts Had Blocked, Season

3	Kelly Goodburn	1991
3	Sammy Baugh	1943

PUNTING - INSIDE 20

Since 1976

Most Punts Inside the 20, Career

162	Tress Way	2014-19
134	Matt Turk	1995-99
79	Mike Bragg (stat not tracked until 1976)	1968-79

Most Punts Inside the 20, Season

41	Tress Way	2018
33	Tress Way	2017
33	Matt Turk	1998
32	Matt Turk	1997

Most Punts Inside the 20, Game

5	Seven times	[Last: Tress Way, 10/21/18]
---------	-------------------	-----------------------------

PUNT RETURNS

Most Seasons Leading League, Punt Returns

1	Eddie Brown	1977
1	Larry Jones	1975
1	Steve Bagarus	1945
1	Andy Farkas	1943

Most Seasons Leading Team [all consecutive]

9	Brian Mitchell	1991-99
---------	----------------------	---------

Most Punt Returns, Career

317	Brian Mitchell	1990-99
212	Mike Nelms	1980-84
129	Antwaan Randle El	2006-09

Most Punt Returns, Season

57	Eddie Brown	1977
53	Larry Jones	1975
49	Mike Nelms	1984

Most Punt Returns, Rookie, Season

48	Mike Nelms	1980
42	Tony Green	1978
38	Brandon Banks	2010

Most Punt Returns, Game

11*	Eddie Brown at Buccaneers	10/09/77
10	Mike Nelms at Saints	12/26/82
9	Mike Nelms at Cardinals	12/21/80

PUNT RETURNS - FAIR CATCHES

Most Fair Catches, Career

151	Brian Mitchell	1990-99
-----------	----------------------	---------

Most Fair Catches, Season

25	Andre Roberts	2014
24	Brian Mitchell	1994
23	Brian Mitchell	1997

RECORD BOOK: INDIVIDUAL

Most Fair Catches, Game

5	Andre Roberts at Cardinals	10/12/14
5	Antwaan Randle El vs. Steelers	11/03/08
5	Brian Mitchell vs. Cardinals	09/14/97

PUNT RETURNS - YARDS GAINED

Most Seasons Leading League, Yards Gained, Punt Returns

1	Eddie Brown	1976
1	Bert Zagers	1957
1	Andy Farkas	1943

Most Seasons Leading Team, Yards Gained, Punt Returns

9	Brian Mitchell	1991-99
5	Mike Nelms	1980-84
5	Rickie Harris	1965-69
5	Dick James	1959-63

Most Yards Gained, Punt Returns, Career

3,476	Brian Mitchell	1990-99
1,948	Mike Nelms	1980-84
1,150	Eddie Brown	1975-77

Most Yards Gained, Punt Returns, Season

646	Eddie Brown	1976
600	Brian Mitchell	1991
506	Brian Mitchell	1998

Most Yards Gained, Punt Returns, Rookie, Season

487	Mike Nelms	1980
443	Tony Green	1978
431	Brandon Banks	2010

Most Yards Gained, Punt Returns, Game

146	Rickie Harris at Steelers	11/21/65
142	Ted Wilson at Giants	10/11/87
118	Derrick Shepard vs. Cardinals	10/04/87

Longest Punt Return [All TDs]

96	Bill Dudley vs. Steelers	12/03/50
90	Jacquez Green vs. Eagles	09/16/02
89	Eric Metcalf vs. Giants	10/28/01

PUNT RETURNS - AVERAGE YARDAGE

Highest Average, Career [min. 40 returns]

13.20	Dick Todd	1939-48
12.81	Johnny Williams	1952-53
12.11	Andy Farkas	1938-44

Highest Average, Season [min. 20 returns]

15.25	Johnny Williams	1952
14.12	Brian Mitchell	1994
13.46	Eddie Brown	1976

Highest Average, Rookie, Season

15.25	Johnny Williams	1952
12.16	Rickie Harris	1965
11.95	Steve Bagarus	1945

Highest Average, Game [min. 3 returns]

39.3	Derrick Shepard vs. Cardinals	10/04/97
34.0	Pervis Atkins at Eagles	11/01/84
33.3	Brian Mitchell vs. Giants	11/01/92

PUNT RETURNS - TOUCHDOWNS

Most Touchdowns, Punt Returns, Career

7	Brian Mitchell	1990-99
3	Rickie Harris	1965-70
3	Dick Todd	1939-48

Most Touchdowns, Punt Returns, Season

2	Brian Mitchell	1994
2	Brian Mitchell	1991
2	Mike Nelms	1981
2	Bert Zagers	1957
2	John Williams	1952

Most Touchdowns, Punt Returns, Rookie, Season

2	John Williams	1952
1	Five players	(Last: Desmond Howard, 1992)

Most Touchdowns, Punt Returns, Game

1	Multiple times	(Last: Jamison Crowder at BAL, 10/09/16)
---------	----------------------	--

KICK RETURNS

Most Seasons Leading League, Kick Returns

2	Eddie Saenz	1947, 49
2	Dan Sandifer	1948-49
1	Brandon Banks	2011
1	Larry Jones	1975

Most Consecutive Seasons Leading League, Kick Returns

2	Dan Sandifer	1948-49
---------	--------------------	---------

Most Seasons Leading Team

9	Brian Mitchell	1991-99
5	Mike Nelms	1980-84
5	Dick James	1959-63

Most Kickoff Returns, Career

421	Brian Mitchell	1990-99
222	Rock Cartwright	2002-09
175	Mike Nelms	1980-84

Most Kickoff Returns, Season

64	Rock Cartwright	2006
59	Brian Mitchell	1998
58	Brian Mitchell	1994

Most Kickoff Returns, Rookie, Season

46	Brandon Banks	2010
38	Mike Nelms	1980
34	Tony Green	1978

Most Kickoff Returns, Game

8	Terry Metcalf vs. Cardinals	09/20/81
8	Niles Paul vs. Kansas City	12/08/13

KICK RETURNS - YARDS GAINED

Most Yards Gained, Kickoff Returns, Career

9,586	Brian Mitchell	1990-99
5,332	Rock Cartwright	2002-09
4,128	Mike Nelms	1980-84

Most Yards Gained, Kickoff Returns, Season

1,541	Rock Cartwright	2006
1,478	Brian Mitchell	1994
1,408	Brian Mitchell	1995

Most Yards Gained, Kickoff Returns Rookie, Season

1,155	Brandon Banks	2010
870	Tony Green	1978
819	Steven Sims Jr.	2019

Most Yards Gained, Kickoff Returns, Game

225	Herb Mul-Key at Cardinals	09/23/73
213	Brandon Banks at Lions	10/31/10
189	Brian Mitchell vs. Chargers	12/06/98

RECORD BOOK: INDIVIDUAL

Longest Kickoff Return (All TDs)

102.....	Larry Jones vs. Eagles	11/24/74
101.....	Brian Mitchell vs. Chargers.....	12/06/98
101.....	Rashad Ross at Giants	09/24/15

KICK RETURNS - AVERAGE YARDAGE

Most Seasons Leading League, Average Yardage, Kick Returns

1.....	Mike Nelms	1981
1.....	Eddie Saenz	1947

Highest Average, Career (min. 40 returns)

28.50	Bobby Mitchell	1962-68
27.87.....	Herb Mul-key.....	1972-74
25.98.....	Joe Scudero	1954-58

Highest Average, Season (min. 20 returns)

29.70.....	Mike Nelms	1981
29.38.....	Dick James	1961
29.22.....	Larry Jones.....	1974

Highest Average, Rookie, Season

29.22.....	Larry Jones.....	1974
25.96.....	Dale Atkeson	1954
25.60	Steven Sims Jr.....	2019

KICK RETURNS - TOUCHDOWNS

Most Touchdowns, Career

2.....	Brian Mitchell	1990-99
2.....	Bobby Mitchell	1962-68
2.....	Eddie Saenz	1946-51
2.....	Andy Farkas.....	1938-44

Most Touchdowns, Season

2.....	Eddie Saenz	1947
--------	-------------------	------

Most Touchdowns, Rookie, Season

1.....	Multiple times	(Last: Steven Sims Jr., 2019)
--------	----------------------	-------------------------------

Most Touchdowns, Game

1.....	Many players	(Last: Steven Sims Jr. vs. DET, 11/24/19)
--------	--------------------	---

COMBINED KICK/PUNT RETURNS

Most Combined Kick/Punt Returns, Career

738	Brian Mitchell	1990-99
386	Mike Nelms	1980-84
253	Dick James	1956-63

Most Combined Kick/Punt Returns, Season

103.....	Brian Mitchell	1998
100.....	Larry Jones.....	1975
91.....	Mike Nelms	1984
91.....	Eddie Brown	1977

Most Combined Kick/Punt Returns, Game

12.....	Eddie Brown vs. Buccaneers (P-11/K-1) ..	10/09/77
12.....	Larry Jones vs. Cowboys (6/6)	12/13/75
11.....	Brandon Banks vs. Lions (5/6)	10/31/10
11.....	Larry Jones vs. Raiders (6/5)	11/23/75

COMBINED KICK RETURN YARDS

Most Yards Returned, Career

13,062....	Brian Mitchell	1990-99
6,076.....	Mike Nelms	1980-84
4,743.....	Dick James	1956-63

Most Yards Returned, Season

1,930.....	Brian Mitchell	1994
1,843.....	Brian Mitchell	1998
1,723.....	Brian Mitchell	1995

Most Yards Returned, Game

271.....	Brandon Banks at Lions.....	10/31/10
240.....	Brian Mitchell at Broncos.....	09/17/95
226.....	Brian Mitchell vs. Chargers.....	10/06/98

COMBINED KICK RETURN TOUCHDOWNS

Most Touchdowns, Career

9.....	Brian Mitchell	1990-99
3.....	Rickie Harris	1965-70
3.....	Bert Zagers	1955-58
3.....	Dick Todd.....	1939-48
3.....	Andy Farkas.....	1934-44

Most Touchdowns, Season

2.....	Brian Mitchell	1997
2.....	Brian Mitchell	1994
2.....	Brian Mitchell	1991
2.....	Mike Nelms	1981
2.....	Tony Green	1978
2.....	Bert Zagers.....	1957
2.....	Joe Scudero	1955
2.....	John Williams.....	1952
2.....	Eddie Saenz	1947

Most Touchdowns, Game

1.....	Multiple times	(Last: Jamison Crowder at BAL, 10/09/16)
--------	----------------------	--

FUMBLES

Most Fumbles, Career

47.....	Sammy Baugh.....	1937-52
42.....	Mark Rypien.....	1987-93
42.....	Joe Theismann	1974-85

Most Fumbles, Season

15.....	Sammy Baugh.....	1947
14.....	Trent Green	1998
14.....	Mark Rypien.....	1989

Most Fumbles, Game

5.....	Patrick Ramsey at Packers.....	10/20/02
--------	--------------------------------	----------

FUMBLES RECOVERED

Most Fumbles Recovered, Career, Own and Opponents'

21.....	Sammy Baugh.....	1937-52
16.....	Brad Dusek	1974-81
15.....	Monte Coleman.....	1979-94

Most Fumbles Recovered, Season, Own and Opponents'

8.....	Donovan McNabb.....	2010
7.....	Sammy Baugh.....	1947
7.....	Stephen Davis	2001
6.....	Joe Theismann	1984

OWN FUMBLES RECOVERED

Most Own Fumbles Recovered, Career

18.....	Sammy Baugh.....	1937-52
16.....	Charley Taylor	1964-77
15.....	Kirk Cousins.....	2012-17

RECORD BOOK: INDIVIDUAL

Most Own Fumbles Recovered, Season

8	Donovan McNabb.....	2010
7	Sammy Baugh.....	1947
6	Joe Theismann.....	1984

Most Own Fumbles Recovered, Game

2	15 players (Last: Alex Smith at Cardinals, 09/09/18)
---------	--

OPPONENTS' FUMBLES RECOVERED

Most Opponents' Fumbles Recovered, Career

16	Brad Dusek.....	1974-81
16	Chris Hanburger.....	1965-78
14	Monte Coleman.....	1979-94
14	Chris Hanburger.....	1965-78
14	John Paluck.....	1956-65

Most Opponents' Fumbles Recovered, Season

6	Gene Brito	1955
5	Ken Houston.....	1973
5	Paul Krause	1965
5	Bob Toneff.....	1959

Most Opponents' Fumbles Recovered, Game

2	Bashaud Breeland	11/22/15
2	LaVar Arrington.....	12/29/02
2	Shawn Barber	12/03/00
2	Pat Eilers.....	09/06/93
2	Danny Copeland	12/13/92

YARDS RETURNING FUMBLES

Longest Fumble Return (all TDs)

78	Darrell Green vs. Colts.....	10/07/93
76	John Paluck vs. Giants.....	12/02/56
75	DeAngelo Hall vs. Eagles.....	09/09/13

FUMBLE RETURN TOUCHDOWNS

Most Touchdowns, Career

3	DeAngelo Hall.....	2008-15
3	Chris Hanburger.....	1965-78
3	Brad Dusek.....	1974-79

Most Touchdowns, Season

2	Harold McPhail	1934
1	Multiple times	(Last: Preston Smith, 2018)

COMBINED NET YARDS GAINED

Rushing, Receiving, Returns

Most Seasons Leading League, Net Yards Gained

4	Brian Mitchell	1994-96, 98
---------	----------------------	-------------

Most Consecutive Seasons Leading League, Net Yards Gained

3	Brian Mitchell	1994-96
---------	----------------------	---------

Most Seasons Leading Team, Net Yards Gained

7	Brian Mitchell	1993-99
6	Larry Brown.....	1969-74
4	Clinton Portis.....	2004-05, 2007-08

Most Consecutive Seasons Leading Team

7	Brian Mitchell	1993-99
6	Larry Brown.....	1969-74

COMBINED NET YARDS - ATTEMPTS

Most Attempts, Career

2,109	John Riggins.....	1976-79, 81-85
1,834	Clinton Portis.....	2004-10
1,768	Larry Brown.....	1969-76

Most Attempts, Season

384	Stephen Davis.....	2001
383	Clinton Portis.....	2004
382	Clinton Portis	2005

Most Attempts, Game

45	Jamie Morris at Bengals.....	12/17/88
41	Jamie Morris at Eagles.....	11/12/89
39	Earnest Byner at Patriots.....	12/15/90

COMBINED NET YARDS - YARDS

Most Yards Gained, Career

16,900	Brian Mitchell	1990-99
12,358	Art Monk.....	1980-93
10,803	Charley Taylor	1964-77

Most Yards Gained, Season

2,477	Brian Mitchell	1994
2,357	Brian Mitchell.....	1998
2,348	Brian Mitchell.....	1995

Most Yards Gained, Rookie, Season

1,690	Alfred Morris.....	2012
1,602	Brandon Banks	2010
1,589	Charley Taylor	1964

SACKS

Most Seasons Leading Team

6	Ryan Kerrigan.....	2012, 2014-18
5	Dexter Manley.....	1982, 84-86, 88
4	Brian Orakpo	2009-11, 13
4	Andre Carter.....	2006-09
3	Ken Harvey.....	1994-95, 97
3	Charles Mann.....	1987, 89, 91
3	Coy Bacon.....	1978-80

Most Sacks, Career (Unofficial)

97.5	Dexter Manley.....	1981-89
90.0	Ryan Kerrigan.....	2011-19
82.0	Charles Mann.....	1983-93

Most Sacks, Career (Since 1982)

91.0	Dexter Manley.....	1981-89
90.0	Ryan Kerrigan.....	2011-19
82.0	Charles Mann.....	1983-93

Most Sacks, Season

18.5	Dexter Manley.....	1986
15.0	Dexter Manley.....	1985
15.0	Coy Bacon.....	1979

Most Sacks, Rookie, Season

11.0	Brian Orakpo	2009
8.0	Preston Smith	2015
7.5	Ryan Kerrigan.....	2011
7.0	Montez Sweat	2019

Most Sacks, Game

4.0	Ryan Kerrigan vs. Jaguars.....	09/14/14
4.0	Brian Orakpo at Raiders.....	12/13/09
4.0	Phillip Daniels vs. Cowboys.....	12/18/05
4.0	Ken Harvey vs. Giants.....	11/23/97

RECORD BOOK: INDIVIDUAL/OPPONENT

4.0.....	Dexter Manley vs. Giants	10/02/88
4.0.....	Diron Talbert vs. Giants	09/28/75

Most Seasons, 10 or More Sacks

5	Charles Mann	1985-87, 89, 91
4	Dexter Manley	1983-86
4	Ryan Kerrigan	2014, 2016-18
3	Coy Bacon	1978-80

Most Consecutive Seasons, 10 or More Sacks

4	Dexter Manley	1983-86
---------	---------------------	---------

OPPONENT RECORDS

SCORING

Most Points vs. Washington, Career

242	Lou Groza.....	1950-67
-----------	----------------	---------

Most Points vs. Washington, Game

25	Bobby Joe Conrad, Cardinals.....	09/27/59
----------	----------------------------------	----------

Touchdowns vs. Washington, Career

24	Emmitt Smith	1990-2002
----------	--------------------	-----------

Touchdowns vs. Washington, Game

4	Terrell Owens, Cowboys	11/18/07
4	Wilbert Montgomery, Eagles	10/07/79
4	Wilbert Montgomery, Eagles	09/10/78
4	Ollie Matson, Cardinals.....	11/21/54
4	Bob Shaw, Rams.....	12/11/49

Points After Touchdown vs. Washington, Career

101.....	Lou Groza.....	1950-67
----------	----------------	---------

Points After Touchdown vs. Washington, Game

8	David Akers, Eagles.....	11/15/10
7	Adam Vinatieri, Colts	11/30/14
7	Stephen Gostkowski, Patriots	10/28/07
7	Pat Summerall, Giants	10/05/61
7	Bobby Joe Conrad, Cardinals.....	09/27/59
7	Ray McLean, Bears.....	10/26/47

Field Goals vs. Washington, Career

45.....	Lou Groza.....	1950-67
---------	----------------	---------

Field Goals vs. Washington, Game

6	Dan Bailey, Cowboys	09/26/11
---------	---------------------------	----------

Field Goals Attempted vs. Washington, Game

6	Dan Bailey, Cowboys	09/26/11
6	Jay Feely, Giants	10/30/05
6	Ali Haji-Sheikh, Giants	12/17/83

Longest Field Goal vs. Washington

58	Nick Lowery, Chiefs.....	09/18/83
----------	--------------------------	----------

RUSHING

Most Yards Gained vs. Washington, Career

2,440	Emmitt Smith	1990-2002
-------------	--------------------	-----------

Most Yards Gained vs. Washington, Game

234	Tiki Barber, Giants.....	12/30/06
234	Bobby Mitchell, Browns	11/15/59

Most Rushing Attempts vs. Washington, Game

40.....	Errict Rhett, Buccaneers	12/04/94
---------	--------------------------------	----------

Most Rushing Touchdowns vs. Washington, Game

3	Multiple players.....	(Last: Matt Asiata, Vikings, 11/02/14)
---------	-----------------------	--

PASSING

Most Passing Yards Gained vs. Washington, Career

6,692	Eli Manning, Giants.....	2004-18
-------------	--------------------------	---------

Most Passing Yards Gained vs. Washington, Game

522	Boomer Esiason, Cardinals.....	11/10/96
-----------	--------------------------------	----------

Most Passing Attempts vs. Washington, Career

965	Eli Manning, Giants.....	2004-18
-----------	--------------------------	---------

Most Passing Attempts vs. Washington, Game

62.....	Tony Romo, Cowboys.....	11/22/12
---------	-------------------------	----------

Most Completions vs. Washington, Career

560.....	Eli Manning, Giants.....	2004-18
----------	--------------------------	---------

Most Completions vs. Washington, Game

38.....	Matt Schaub, Texans.....	09/19/10
---------	--------------------------	----------

Most Passing Touchdowns vs. Washington, Career

38.....	Charlie Conerly	1948-61
---------	-----------------------	---------

Most Passing Touchdowns vs. Washington, Game

7*	Y.A. Tittle, Giants.....	10/28/62
7*	Adrian Burk, Eagles.....	10/17/54

Most Interceptions Thrown vs. Washington, Career

43.....	Jim Hart	1967-82
---------	----------------	---------

Most Interceptions Thrown vs. Washington, Game

6	Ed Luther, Chargers.....	10/31/83
---------	--------------------------	----------

Longest Pass Completion vs. Washington

99	Jim Plunkett (to Branch), Raiders.....	10/02/83
----------	--	----------

RECEIVING

Most Receiving Yards Gained vs. Washington, Career

1,495	Jason Witten	2003-17, 2019
-------------	--------------------	---------------

Most Receiving Yards Gained vs. Washington, Game

269	Del Shofner, Giants [11 rec.]	10/28/62
-----------	-------------------------------------	----------

Most Receptions vs. Washington, Career

137	Jason Witten, Cowboys.....	2003-17, 2019
-----------	----------------------------	---------------

Most Receptions vs. Washington, Game

15.....	Zach Ertz, Eagles	12/20/14
15.....	Danny Amendola, Rams.....	09/16/12

Most Receiving Touchdowns vs. Washington, Career

15.....	Pete Pihos	1947-55
---------	------------------	---------

Most Receiving Touchdowns vs. Washington, Game

4	Terrell Owens, Cowboys.....	11/18/07
4	Bob Shaw, Rams.....	12/11/49

Longest Reception

99t	Cliff Branch (from Plunkett), Raiders	10/02/83
-----------	---	----------

INTERCEPTIONS

Most Interceptions vs. Washington, Career

9	Terence Newman	2003-12
9	Everson Walls.....	1981-91
9	Bill Bradley	1969-77
9	Mel Renfro	1964-77

RECORD BOOK: OPPONENT

Most Interceptions vs. Washington, Game

4	Jerry Norton, Cardinals.....	11/20/60
4	Jack Butler, Steelers.....	12/13/53

Most Interception Yards Gained vs. Washington, Career

157	Aeneas Williams.....	1991-2000
-----------	----------------------	-----------

Most Interception Yards Gained vs. Washington, Game

121	Mike Gaechter, Cowboys.....	11/03/63
-----------	-----------------------------	----------

Most Interception Return Touchdowns vs. Washington, Career

3	Larry Cole	1968-80
---------	------------------	---------

Most Interception Return Touchdowns vs. Washington, Game

2	Robert Massey, Cardinals.....	10/04/92
---------	-------------------------------	----------

Longest Interception Return vs. Washington

101t	Justin Reid, Texans.....	11/18/18
96	Dennis Thurman, Cowboys	09/06/81

KICKOFF RETURNS

Most Kickoff Returns vs. Washington, Career

36	Vai Sikahema.....	1986-93
----------	-------------------	---------

Most Kickoff Returns vs. Washington, Game

8	Maurice Hicks, 49ers.....	10/23/05
8	Erric Pegram, Falcons	11/10/91
8	Harlan Huckleby, Packers	10/17/83

Most Kickoff Return Yards Gained vs. Washington, Career

795	Vai Sikahema.....	1986-93
-----------	-------------------	---------

Most Kickoff Return Yards Gained vs. Washington, Game

222	Allen Rossum, Eagles	11/14/99
-----------	----------------------------	----------

Longest Kickoff Return, Touchdown vs. Washington

105t	Ollie Matson, Cardinals.....	10/14/56
------------	------------------------------	----------

PUNT RETURNS

Most Punt Returns vs. Washington, Career

29	Kelvin Martin	1987-96
----------	---------------------	---------

Most Punt Returns vs. Washington, Game

8	Dedric Ward, Cowboys	09/27/04
8	Stump Mitchell, Cardinals.	01/02/83
8	Leon Bright, Giants.....	09/13/81

Most Punt Return Yards Gained vs. Washington, Career

336	Vai Sikahema.....	1986-93
-----------	-------------------	---------

Most Punt Return Yards Gained vs. Washington, Game

177	Dexter McCluster, Chiefs	12/08/13
-----------	--------------------------------	----------

Longest Punt Return vs. Washington

98t	Charlie West, Vikings	11/03/68
-----------	-----------------------------	----------

FUMBLE RETURNS

Longest Return vs. Washington

103t	Aeneas Williams, Cardinals.....	11/05/00
------------	---------------------------------	----------

RECORD BOOK: POSTSEASON

TEAM POSTSEASON RECORDS

CHAMPIONSHIPS

League Championships	5.....1937, 42, 82, 87, 91
NFC Championships	5.....1972, 82-83, 87, 91
Division Championships	15.....1936-37, 40, 42-43, 45, 72, 82-84, 87, 91, 99,2012, 15

GAMES, VICTORIES, DEFEATS

Seasons Participating in Postseason Games	24.....1936-37, 40, 42-43, 45, 71-74, 76, 82-84,86-87, 90-92, 99, 2005, 07, 12, 15
Most Consecutive Seasons Participating in Postseason Games	4.....1971-74
Games Played	42.....1936-2015
Games Won	23.....1937-2005
Most Consecutive Games Won	6.....1982-83
Games Lost	19.....1936-2015
Most Consecutive Games Lost	4.....1972-76

SCORING

Most Points, Game	51.....vs. Rams.....01/01/84 42.....vs. Broncos.....01/31/88 41.....vs. Lions.....01/12/92
Most Points, Both Teams, Game	73.....Washington [0] vs. Bears [73].....12/08/40 62.....Washington [21] at Bears [41].....12/26/43 61.....Washington [37] at Bills [24].....01/26/92
Fewest Points, Both Teams, Game	17.....Washington [0] at Giants [17].....01/11/87 19.....Washington [16] vs. Packers [3].....12/24/72 20.....Washington [14] vs. Bears [6].....12/13/42
Largest Margin of Victory, Game	44.....vs. Rams.....01/01/84 32.....vs. Broncos.....01/31/88 31.....vs. Lions.....01/12/92
Largest Margin of Defeat, Game	73*.....vs. Bears.....12/08/40 29.....at Raiders.....01/22/84 21.....at Seahawks.....01/05/08
Most Points, Shutout Victory, Game	28.....at Giants.....12/19/43

Most Points Overcome to Win Game	14.....at Bears (trailed 14-0, won 21-17).....01/10/88
----------------------------------	--

Most Points, One Half	38.....vs. Rams (led 38-7 vs. halftime).....01/01/84
-----------------------	--

Most Points, One Quarter	35.....vs. Broncos (second quarter).....01/31/88
--------------------------	--

TOUCHDOWNS

Most Touchdowns, Game	6.....vs. Broncos.....01/31/88 6.....vs. Rams.....01/01/84
Most Touchdowns, Both Teams, Game	11.....Washington [0] vs. Bears [11].....12/08/40
Fewest Touchdowns, Both Teams, Game	1.....Washington [1] vs. Packers [0].....12/24/72

POINTS AFTER TOUCHDOWNS

Most [One-Point] Points After Touchdown, Game	6.....vs. Broncos.....01/31/88 6.....vs. Rams.....01/01/84
Most [One-Point] Points After Touchdown, Both Teams, Game	7.....Washington [4] vs. Bills [3].....01/26/92 7.....Washington [6] vs. Broncos [1].....01/31/88 7.....Washington [6] vs. Rams [1].....01/01/84 7.....Washington [2] at Vikings [5].....12/18/76
Fewest [One-Point] Points After Touchdown, Both Teams, Game	2.....Washington [0] at Giants [2].....01/11/87 2.....Washington [1] at Rams [1].....12/22/74 2.....Washington [2] vs. Bears [0].....12/13/42
Most Two-Point Conversions, Game	None.....

FIELD GOALS

Most Field Goals, Game	4.....vs. Rams.....12/28/86 4.....vs. Cowboys.....12/31/72
Most Field Goals, Both Teams, Game	5.....vs. Cowboys.....12/31/72

SAFETIES

Most Safeties, Game	1*.....Two times.....(Last: vs. Packers, 01/10/16)
Most Safeties, Both Teams, Game	1*.....Two times Last: Washington [1] vs. Packers [0], 01/10/16

FIRST DOWNS

Most First Downs, Game	25.....at 49ers.....01/12/91 25.....vs. Broncos.....01/31/88
Fewest First Downs, Game	9.....at Buccaneers.....01/07/06 9.....vs. Bears.....12/13/42 10.....vs. Buccaneers.....01/15/00

RECORD BOOK: POSTSEASON

Most First Downs, Both Teams, Game

49.....Washington [24] vs. Bills [25] 01/26/92

Fewest First Downs, Both Teams, Game

19.....Washington [9] vs. Bears [10] 12/13/42

RUSHING FIRST DOWNS

Most First Downs, Rushing, Game

14.....vs. Dolphins 01/30/83
13.....vs. Broncos 01/31/88
12.....at Vikings 01/02/93
12.....vs. Vikings 01/15/83

Fewest First Downs, Rushing, Game

1.....vs. Buccaneers 01/15/00
2.....vs. Giants 01/11/87
3.....Four times.....[Last: at Seahawks, 01/14/06]

Most First Downs, Rushing, Both Teams, Game

21.....Washington [14] vs. Dolphins [7] 01/30/83
19.....Washington [13] vs. Broncos [6] 01/31/88
18.....Washington [9] vs. Rams [9] 12/28/86

Fewest First Downs, Rushing, Both Teams, Game

4.....Washington [1] vs. Buccaneers [3] 01/15/00
6.....Washington [4] vs. Packers [2] 12/13/36
7.....Three times [Last: vs. Seahawks, 01/05/08]

PASSING FIRST DOWNS

Most First Downs, Passing, Game

18.....vs. 49ers 01/12/91
16.....vs. Seahawks 01/05/08
15.....vs. 49ers 01/09/93
15.....vs. Vikings 12/18/76

Fewest First Downs, Passing, Game

2.....vs. Bears 12/13/42
3.....vs. Packers 12/13/36
4.....Four times.....[Last: vs. Buccaneers, 01/07/06]

Most First Downs, Passing, Both Teams, Game

34.....Washington [18] vs. 49ers [16] 01/12/91
30.....Washington [12] vs. Bills [18] 01/26/92
27.....Washington [16] vs. Seahawks [11] ... 01/05/08
27.....Washington [15] vs. 49ers [12] 01/09/93

Fewest First Downs, Passing, Both Teams, Game

7.....Washington [2] vs. Bears [5] 12/13/42
7.....Washington [3] vs. Packers [4] 12/13/36
8.....Washington [4] vs. Rams [4] 12/16/45

PENALTY FIRST DOWNS

Most First Downs, Penalty, Game

3.....Seven times.....[Last: vs. Lions, 01/08/00]

Most First Downs, Penalty, Both Teams, Game

5.....Washington [2] vs. Bills [3] 01/26/32
4.....Four times.....[Last: vs. Lions, 01/08/00]

NET YARDS GAINED RUSHING & PASSING

Most Yards Gained, Game

602.....vs. Broncos 01/31/88
445.....vs. Rams 01/01/84
441.....vs. 49ers 01/12/91
441.....vs. Bears 12/12/37

Fewest Yards Gained, Game

120.....vs. Buccaneers 01/07/06
130.....vs. Packers 12/13/36
166.....vs. Bears 12/13/42

Most Yards Gained, Both Teams, Game

942.....Washington [441] vs. Bears [501] 12/12/37
870.....Washington [415] vs. Vikings [455]... 01/15/83
822.....Washington [602] vs. Broncos [220] 01/31/88

Fewest Yards Gained, Both Teams, Game

358.....Washington [167] vs. Buccaneers [191] 01/15/00
362.....Washington [214] vs. Rams [148] 12/16/45
409.....Washington [166] vs. Bears [243] 12/13/42

RUSHING - ATTEMPTS

Most Attempts, Game

52.....vs. Dolphins 01/30/83
47.....vs. Vikings 01/02/93
46.....vs. Lions 01/08/00

Fewest Attempts, Game

14.....vs. Bears 12/08/40
16.....vs. Giants 01/11/87
18.....vs. Vikings 12/18/76
18.....vs. Packers 01/10/16

Most Attempts, Both Teams, Game

81.....Washington [52] vs. Dolphins [29] ... 01/30/83
78.....Washington [39] vs. 49ers [39] 12/26/71
78.....Washington [34] vs. Rams [44] 12/16/45

Fewest Attempts, Both Teams, Game

48.....Washington [24] vs. 49ers [24] 01/12/91
50.....Washington [18] vs. Packers [32] 01/10/16
50.....Washington [29] vs. Seahawks [21] ... 01/05/08
50.....Washington [23] vs. Buccaneers [27] 01/15/00

RUSHING - YARDS GAINED

Most Yards Gained, Game

280.....vs. Broncos 01/31/88
276.....vs. Dolphins 01/30/83
223.....vs. Lions 01/08/00

Fewest Yards Gained, Game

22.....vs. Bears 12/08/40
35.....vs. Rams 12/16/45
39.....vs. Packers 12/13/36

Most Yards Gained, Both Teams, Game

404.....Washington [22] vs. Bears [382] 12/08/40
377.....Washington [280] vs. Broncos [97]... 01/31/88
372.....Washington [276] vs. Dolphins [96] ... 01/30/83

Fewest Yards Gained, Both Teams, Game

90.....Washington [46] vs. Buccaneers [44] 01/15/00
106.....Washington [39] vs. Packers [67] 12/13/36
126.....Washington [80] vs. 49ers [46] 01/12/91

RUSHING - AVERAGE GAIN

Highest Average Gain, Game

7.0.....vs. Broncos 01/31/88
5.3.....vs. Dolphins 01/30/83
4.9.....vs. Vikings 01/15/83

Lowest Average Gain, Game

1.0.....vs. Rams 12/16/45
1.2.....vs. Packers 12/13/36

RECORD BOOK: POSTSEASON

RUSHING - TOUCHDOWNS

Most Touchdowns, Game

3.....vs. Falcons.....	01/04/92
3.....vs. Rams.....	01/01/84
3.....vs. Giants.....	12/19/43

Most Touchdowns, Both Teams, Game

7.....Washington [0] vs. Bears [7].....	12/08/40
4.....Washington [3] vs. Falcons [1].....	01/04/92
3.....Six times.....[Last: vs. Packers, 01/10/16]	

PASSING - ATTEMPTS

Most Attempts, Game

51.....vs. Bears.....	12/08/40
50.....vs. Seahawks.....	01/05/08
50.....vs. Giants.....	01/11/87

Fewest Attempts, Game

13.....vs. Bears.....	12/13/42
14.....vs. Packers.....	12/24/72
16.....vs. Buccaneers.....	01/07/06

Most Attempts, Both Teams, Game

90.....Washington [33] vs. Bills [59].....	01/26/92
82.....Washington [46] vs. Packers [36].....	01/10/16
82.....Washington [50] vs. Seahawks [32].....	01/05/08

Fewest Attempts, Both Teams, Game

33.....Washington [13] vs. Bears [20].....	12/13/42
38.....Washington [14] vs. Packers [24].....	12/24/72
39.....Washington [28] vs. Dolphins [11].....	01/14/73
39.....Washington [18] vs. Cowboys [21].....	12/31/72

PASSING - COMPLETIONS

Most Completions, Game

29.....vs. Packers.....	01/10/16
29.....vs. Seahawks.....	01/05/08
27.....vs. 49ers.....	01/12/91

Fewest Completions, Game

5.....vs. Bears.....	12/13/42
7.....vs. Buccaneers.....	01/07/06
7.....vs. Packers.....	12/24/72
7.....vs. Packers.....	12/13/36

Most Completions, Both Teams, Game

50.....Washington [29] vs. Packers [21].....	01/10/16
50.....Washington [27] vs. 49ers [23].....	01/12/91
49.....Washington [29] vs. Seahawks [20].....	01/05/08

Fewest Completions, Both Teams, Game

15.....Washington [5] vs. Bears [10].....	12/13/42
16.....Washington [7] vs. Dolphins [9].....	12/13/36
19.....Washington [15] vs. Packers [4].....	01/30/83
19.....Washington [7] vs. Dolphins [12].....	12/24/72

PASSING - COMPLETION PCT.

Highest Completion Percentage, Game [min. 20 att.]

80.0.....vs. Rams [25-20].....	01/01/84
77.3.....vs. Giants [22-17].....	12/19/43
73.9.....vs. Vikings [23-17].....	01/15/83

Lowest Completion Percentage, Game [min. 20 att.]

26.9.....vs. Packers [26-7].....	12/13/36
34.6.....vs. Vikings [26-9].....	01/17/88
39.2.....vs. Bears [51-20].....	12/08/40

PASSING - YARDS GAINED

Most Yards Gained, Game

371.....vs. Bears.....	12/12/37
361.....vs. 49ers.....	01/12/91
340.....vs. Broncos.....	01/31/88

Fewest Yards Gained, Game

41.....vs. Buccaneers.....	01/07/06
65.....vs. Bears.....	12/13/42
90.....vs. Rams.....	12/28/86

Most Yards Gained, Both Teams, Game

663.....Washington [361] vs. 49ers [302].....	01/12/91
620.....Washington [340] vs. Broncos [280].....	01/31/88
612.....Washington [265] vs. 49ers [347].....	01/08/84

Fewest Yards Gained, Both Teams, Game

192.....Washington [104] vs. Dolphins [88] ..	01/14/73
195.....Washington [65] vs. Bears [130].....	12/13/42
226.....Washington [90] vs. Rams [136].....	12/28/86

PASSING - TIMES SACKED

Most Times Sacked, Game

7.....vs. Bears.....	12/30/84
6.....vs. Packers.....	01/10/16
6.....vs. Raiders.....	01/22/84

Most Times Sacked, Both Teams, Game

12.....Washington [7] vs. Bears [5].....	12/30/84
8.....Washington [0] vs. Vikings [8].....	01/17/88
8.....Washington [6] vs. Raiders [2].....	01/22/84

PASSING - TOUCHDOWNS

Most Touchdowns, Game

4.....vs. Broncos.....	01/31/88
3.....vs. Lions.....	01/08/83
3.....vs. Bears.....	12/12/37

Most Touchdowns, Both Teams, Game

7.....Washington [2] vs. Bears [5].....	12/26/43
5.....Washington [4] vs. Broncos [1].....	01/31/88
5.....Washington [2] vs. Vikings [3].....	12/18/76
5.....Washington [3] vs. Bears [2].....	12/12/37

PASSING - HAD INTERCEPTED

Most Passes Had Intercepted, Game

8.....vs. Bears.....	12/08/40
4.....vs. Bears.....	12/26/43
3.....Four times.....[Last: vs. 49ers, 01/12/91]	

PENALTIES

Most Penalties, Game

9.....vs. Giants.....	12/19/43
8.....vs. Bears.....	01/03/87
8.....vs. Bears.....	12/08/40

Most Yards Penalized, Game

83.....vs. Giants.....	12/19/43
82.....vs. Bills.....	01/26/92
75.....vs. Lions.....	01/08/00

RECORD BOOK: POSTSEASON

DEFENSIVE POSTSEASON RECORDS

TOTAL NET YARDS

Most Net Yards Allowed, Game

425vs. 49ers	01/08/84
401vs. 49ers	01/09/93
385vs. Raiders	01/22/84

Fewest Net Yards Allowed

148vs. Vikings	01/02/93
169vs. Cowboys	12/31/72
176vs. Dolphins	01/30/83

FIRST DOWNS

Most First Downs Allowed

25vs. Bills	01/26/92
24vs. Packers	01/10/16
22vs. Seahawks	01/06/13
22vs. 49ers	01/09/93

Fewest First Downs Allowed

7vs. Packers	12/13/36
8vs. Cowboys	12/31/72
8vs. Giants	12/19/43

RUSHING

Most Yards Allowed Rushing

382vs. Bears	12/08/40
231vs. Raiders	01/22/84
224vs. Seahawks	01/06/13

Fewest Yards Allowed Rushing

43vs. Bills	01/26/92
43vs. Falcons	01/04/92
44vs. Buccaneers	01/15/00

PASSING

Most Opponent Passes Attempted

59vs. Bills	01/26/92
48vs. 49ers	01/08/84
46vs. Lions	01/08/00

Fewest Opponent Passes Attempted

10vs. Bears	12/08/40
11vs. Dolphins	01/14/73
14vs. Giants	01/11/87

Most Opponent Passes Completed

29vs. Bills	01/26/92
27vs. 49ers	01/08/84
25vs. Buccaneers	01/07/06
25vs. Lions	01/12/92

Fewest Opponent Passes Completed

4vs. Dolphins	01/30/83
4vs. Giants	12/19/43
6vs. Vikings	01/02/93

Most Opponent Net Yards Passing

347vs. 49ers	01/08/84
292vs. 49ers	01/12/91
286vs. Bears	12/26/43

Fewest Opponent Net Passing Yards

57vs. Giants	12/19/43
69vs. Dolphins	01/14/73
73vs. Cowboys	12/31/72

SCORING

Most Opponent Points Scored

73vs. Bears	12/08/40
41vs. Bears	12/26/43
38vs. Raiders	01/22/84

Fewest Opponent Points Scored

0vs. Giants	12/19/43
3vs. Cowboys	12/31/72
3vs. Packers	12/24/72

Most Opponent Touchdowns Scored

11*vs. Bears	12/08/40
6vs. Bears	12/26/43
5vs. Vikings	12/18/76
5vs. Raiders	01/22/84

Most Opponent Field Goals Scored

2Five times	(Last: vs. 49ers, 01/09/93)
---	-----------------	-----------------------------

SACKS

Most Sacks by Redskins, Game

7vs. Bears	12/30/84
6vs. Raiders	01/22/84
5vs. 49ers	01/09/93

INTERCEPTIONS

Most Passes Intercepted by Redskins, Game

4vs. Bills	01/26/92
4vs. Falcons	01/04/92
3vs. Bears	12/12/37

PENALTIES

Most Opponent Penalties

12vs. Lions	01/08/00
8vs. Rams	12/28/86
8at Bears	12/26/43
7Five times	(Last: vs. Vikings, 01/02/93)

Fewest Opponent Penalties

1at Bears	12/12/37
2vs. Seahawks	01/14/06
2vs. Buccaneers	01/15/00
2vs. Vikings	01/17/88
2vs. Vikings	12/22/73

RECORD BOOK: POSTSEASON

INDIVIDUAL POSTSEASON RECORDS

SERVICE

Most Games, Career

21.....Joe Jacoby.....	1982-89
19.....Don Warren.....	1982-91
18.....Darrell Green.....	1983-99
18.....Jeff Bostic.....	1982-91

Most Games, Head Coach

24.....Joe Gibbs.....	1981-92, 2004-07
-----------------------	------------------

Most Championships Won, Head Coach

3.....Joe Gibbs.....	1981-92, 2004-07
----------------------	------------------

Most Games Won, Head Coach

17.....Joe Gibbs.....	1981-92, 2004-07
-----------------------	------------------

Most Games Lost, Head Coach

7.....Joe Gibbs.....	1981-92, 2004-07
----------------------	------------------

POINTS

Most Points, Career

72.....John Riggins.....	1976-84
63.....Mark Moseley.....	1976-84
55.....Chip Lohmiller.....	1990-92

Most Points, Game

18.....John Riggins vs. Rams.....	01/01/84
18.....Alvin Garrett vs. Lions.....	01/08/83
18.....Andy Farkas vs. Giants.....	12/19/43

Most Points, Single Postseason

36.....Gerald Riggs.....	1991
36.....John Riggins.....	1983

Most Points, No Touchdowns, Single Postseason

30.....Chip Lohmiller.....	1991
----------------------------	------

TOUCHDOWNS

Most Touchdowns, Career

12.....John Riggins.....	1976-84
8.....Art Monk.....	1983-92
7.....Gary Clark.....	1986-92
7.....Gerald Riggs.....	1990-91
7.....Andy Farkas.....	1940-43

Most Touchdowns, Game

3.....John Riggins vs. Rams.....	01/01/84
3.....Alvin Garrett vs. Lions.....	01/08/83
3.....Andy Farkas vs. Giants.....	12/19/43

Consecutive Games Scoring Touchdowns

7.....John Riggins.....	1982-84
-------------------------	---------

POINTS AFTER TOUCHDOWNS

Most [Kicking] PATs, Career

27.....Mark Moseley.....	1976-84
19.....Chip Lohmiller.....	1990-92
11.....Ali Haji-Sheikh.....	1987

Most [Kicking] PATs, Game

6.....Ali Haji-Sheikh vs. Broncos.....	01/31/88
6.....Mark Moseley vs. Rams.....	01/01/84
5.....Chip Lohmiller vs. Lions.....	01/12/92

Most [Kicking] PATs, No Misses, Career

19.....Chip Lohmiller.....	1990-92
----------------------------	---------

Most Two-Point Conversions, Career

None.....	
-----------	--

FIELD GOALS

Most Field Goals Attempted, Career

18.....Chip Lohmiller.....	1990-92
----------------------------	---------

Most Field Goals Attempted, Game

5.....Mark Moseley vs. 49ers.....	01/08/84
-----------------------------------	----------

Most Field Goals, Career

12.....Chip Lohmiller.....	1990-92
12.....Mark Moseley.....	1976-84

Most Field Goals, Game

4.....Jess Atkinson vs. Rams.....	12/28/86
4.....Curt Knight vs. Cowboys.....	12/31/72

Longest Field Goal

52.....Curt Knight vs. Vikings.....	12/22/73
48.....Brett Conway vs. Buccaneers.....	01/15/00
47.....John Hall vs. Buccaneers.....	01/07/06
47.....Mark Moseley vs. Vikings.....	12/18/76

Highest Field Goal Percentage, Career (min. 10 FG)

73.3.....Curt Knight (11-15).....	1971-73
-----------------------------------	---------

SAFETIES

Most Safeties, Game

1.....Preston Smith vs. Packers.....	2016
--------------------------------------	------

RUSHING - ATTEMPTS

Most Attempts, Career

251.....John Riggins.....	1976-84
151.....Larry Brown.....	1971-76
104.....Earnest Byner.....	1990-92

Most Attempts, Game

38.....John Riggins vs. Dolphins.....	01/30/83
37.....John Riggins vs. Vikings.....	01/15/83
36.....John Riggins vs. 49ers.....	01/08/84
36.....John Riggins vs. Cowboys.....	01/22/83

RUSHING - YARDS GAINED

Most Yards Gained, Career

996.....John Riggins.....	1976-84
499.....Larry Brown.....	1971-76
359.....Earnest Byner.....	1990-92

Most Yards Gained, Game

204.....Timmy Smith vs. Broncos.....	01/31/88
185.....John Riggins vs. Vikings.....	01/15/83
166.....John Riggins vs. Dolphins.....	01/30/83

Most Games, 100 or More Yards Rushing, Career

6.....John Riggins.....	1976-84
-------------------------	---------

Most Consecutive Games, 100 or More Yards Rushing

6.....John Riggins.....	1982-83
-------------------------	---------

Longest Run From Scrimmage

58.....Stephen Davis vs. Lions.....	01/08/00
58t.....Timmy Smith vs. Broncos.....	01/31/88
44.....Alvin Garrett vs. Dolphins.....	01/30/83

RECORD BOOK: POSTSEASON

RUSHING - AVERAGE GAIN

Highest Average Gain, Career (min. 100 att.)

4.0.....	John Riggins.....	1976-84
3.5.....	Earnest Byner.....	1990-92
3.3.....	Larry Brown.....	1971-76

Highest Average Gain, Game (min. 10 att.)

9.3.....	Timmy Smith vs. Broncos.....	01/31/88
7.9.....	Stephen Davis vs. Lions.....	01/08/00
6.8.....	Brian Mitchell vs. Vikings.....	01/02/93

RUSHING - TOUCHDOWNS

Most Touchdowns, Career

12.....	John Riggins.....	1976-84
6.....	Gerald Riggs.....	1990-91
5.....	Andy Farkas.....	1940-43

Most Touchdowns, Game

3.....	John Riggins vs. Rams.....	01/01/84
3.....	Andy Farkas vs. Giants.....	12/19/43

Most Consecutive Games Rushing for Touchdowns

7.....	John Riggins.....	1982-83
--------	-------------------	---------

PASSING - PASSER RATING

Highest Passer Rating, Career (min. 150 att.)

91.4.....	Joe Theismann.....	1974-85
74.5.....	Mark Rypien.....	1990-92
68.6.....	Billy Kilmer.....	1971-76

PASSING - ATTEMPTS

Most Passes Attempted, Career

222.....	Mark Rypien.....	1990-92
211.....	Joe Theismann.....	1974-84
178.....	Billy Kilmer.....	1971-76

Most Passes Attempted, Game

50.....	Todd Collins vs. Seahawks.....	01/05/08
50.....	Jay Schroeder vs. Giants.....	01/11/87
49.....	Billy Kilmer vs. Vikings.....	12/18/76

PASSING - COMPLETIONS

Most Passes Completed, Career

128.....	Joe Theismann.....	1974-84
121.....	Mark Rypien.....	1990-92
92.....	Billy Kilmer.....	1971-76

Most Passes Completed, Game

29.....	Kirk Cousins vs. Packers.....	01/10/16
29.....	Todd Collins vs. Seahawks.....	01/05/08
27.....	Mark Rypien vs. 49ers.....	01/12/91

PASSING - COMPLETION PCT.

Highest Completion Percentage, Career (min. 150 att.)

60.7.....	Joe Theismann.....	1974-84
54.5.....	Mark Rypien.....	1990-92
51.7.....	Billy Kilmer.....	1971-76

Highest Completion Percentage, Game (min. 15 comp.)

78.3.....	Joe Theismann vs. Rams.....	01/01/84
76.2.....	Sammy Baugh vs. Giants.....	12/19/43
73.9.....	Joe Theismann vs. Vikings.....	01/15/83

PASSING - YARDS GAINED

Most Yards Gained, Career

1,782.....	Joe Theismann.....	1974-84
1,699.....	Mark Rypien.....	1990-92
1,060.....	Billy Kilmer.....	1971-76

Most Yards Gained, Game

361.....	Mark Rypien vs. 49ers.....	01/12/91
340.....	Doug Williams vs. Broncos.....	01/31/88
335.....	Sammy Baugh vs. Bears.....	12/12/37

Most Games, 300 or More Yards Passing, Career

1.....	Kirk Cousins.....	2016
1.....	Mark Rypien.....	1990-92
1.....	Doug Williams.....	1987
1.....	Joe Theismann.....	1974-84
1.....	Sammy Baugh.....	1937-45

Longest Pass Completion

80t.....	Doug Williams vs. Broncos.....	01/31/88
60.....	Joe Theismann vs. Raiders.....	01/22/84
52.....	Mark Brunell vs. Seahawks.....	01/14/06

PASSING - AVERAGE GAIN

Highest Average Gain, Career (150 att.)

8.45.....	Joe Theismann.....	1974-84
7.65.....	Mark Rypien.....	1990-92
5.96.....	Billy Kilmer.....	1971-76

Highest Average Gain, Game (20 att.)

13.13.....	Joe Theismann vs. Rams.....	01/01/84
11.72.....	Doug Williams vs. Broncos.....	01/31/88
10.15.....	Sammy Baugh vs. Bears.....	12/12/37

PASSING - TOUCHDOWNS

Most Touchdown Passes, Career

11.....	Joe Theismann.....	1974-84
8.....	Mark Rypien.....	1990-92
8.....	Billy Kilmer.....	1971-76

Most Touchdown Passes, Game

4.....	Doug Williams vs. Broncos.....	01/31/88
3.....	Joe Theismann vs. Lions.....	01/08/83
3.....	Sammy Baugh vs. Bears.....	12/12/37

PASSING - HAD INTERCEPTED

Lowest Percentage, Passes Had Intercepted, Career (min. 150 att.)

3.3.....	Joe Theismann.....	1974-84
3.9.....	Billy Kilmer.....	1971-76
4.1.....	Mark Rypien.....	1990-92

Most Attempts Without Interception, Game

46.....	Kirk Cousins vs. Packers.....	01/10/16
37.....	Mark Brunell vs. Seahawks.....	01/14/06
26.....	Doug Williams vs. Vikings.....	01/07/88

Most Passes Had Intercepted, Career

9.....	Mark Rypien.....	1990-92
--------	------------------	---------

Most Passes Had Intercepted, Game

5.....	Frankie Filchock vs. Bears.....	12/08/40
--------	---------------------------------	----------

RECORD BOOK: POSTSEASON

RECEPTIONS

Most Pass Receptions, Career

69.....	Art Monk.....	1983-92
56.....	Gary Clark.....	1986-92
31.....	Ricky Sanders.....	1986-92
31.....	Charlie Brown.....	1982-83

Most Pass Receptions, Game

10.....	Antwaan Randle El vs. Seahawks.....	01/05/08
10.....	Art Monk vs. 49ers.....	01/12/91
10.....	Art Monk vs. Bears.....	12/30/84

RECEIVING - YARDS GAINED

Most Yards Gained, Career

1,062.....	Art Monk.....	1983-92
785.....	Gary Clark.....	1986-92
643.....	Charlie Brown.....	1982-93

Most Yards Gained, Game

193.....	Ricky Sanders vs. Broncos.....	01/31/88
171.....	Charlie Brown vs. Rams.....	01/01/84
163.....	Art Monk vs. 49ers.....	01/12/91

Most Games, 100 or More Yards Pass Receiving, Career

4.....	Art Monk.....	1983-92
2.....	Gary Clark.....	1986-92
2.....	Charlie Brown.....	1982-83

Longest Pass Reception

80t.....	Ricky Sanders vs. Broncos.....	01/31/88
60.....	Charlie Brown vs. Rams.....	01/22/84
52.....	Chris Cooley vs. Seahawks.....	01/14/06

RECEIVING - AVERAGE GAIN

Highest Average Gain, Career (min. 20 rec.)

20.7.....	Charlie Brown.....	1982-83
16.7.....	Ricky Sanders.....	1986-92
15.4.....	Art Monk.....	1983-92

Highest Average Gain, Game (min. 3 rec.)

31.7.....	Steve Bagarus vs. Rams.....	12/16/45
31.0.....	Charlie Brown vs. Raiders.....	01/22/84
28.5.....	Charlie Brown vs. Rams.....	01/01/84

RECEIVING - TOUCHDOWNS

Most Touchdowns, Career

7.....	Art Monk.....	1983-92
6.....	Gary Clark.....	1986-92
5.....	Alvin Garrett.....	1982-83

Most Touchdowns, Game

3*.....	Alvin Garrett vs. Lions.....	01/08/83
---------	------------------------------	----------

INTERCEPTIONS BY

Most Interceptions By, Career

6.....	Darrell Green.....	1983-99
4.....	Barry Wilborn.....	1986-87

Most Interceptions By, Game

2.....	Six players.....	Last LaRon Landry vs. Seahawks, 01/05/08
--------	------------------	--

INTERCEPTIONS - YARDS GAINED

Most Yards Gained, Career

133.....	Darrell Green.....	1983-99
77.....	Jeris White.....	1982
67.....	Kurt Gouveia.....	1987-99

Most Yards Gained, Game

77.....	Jeris White vs. Lions.....	01/08/83
72.....	Darrell Green vs. Rams.....	01/01/84
56.....	Brad Edwards vs. Bills.....	01/26/92

INTERCEPTIONS - TOUCHDOWNS

Most Touchdowns, Career

2.....	Darrell Green.....	1983-99
1.....	Darryl Grant.....	1982-90
1.....	Jeris White.....	1982

Most Touchdowns, Game

1.....	Four times... (Last Darrell Green vs. Lions, 01/12/92)
--------	--

PUNTING

Most Punts, Career

37.....	Steve Cox.....	1986-87
35.....	Jeff Hayes.....	1982-84
35.....	Mike Bragg.....	1971-76

Most Punts, Game

10.....	Riley Smith vs. Packers.....	12/13/36
9.....	Kelly Goodburn vs. Eagles.....	01/05/91
9.....	Steve Cox vs. Giants.....	01/11/87

Longest Punt

66.....	Mike Bragg vs. 49ers.....	12/26/71
61.....	Roy Zimmerman vs. Bears.....	12/08/40
60.....	Tress Way vs. Packers.....	01/10/16

PUNTING - AVERAGE YARDAGE

Highest Average, Punting, Career (min. 25 punts)

39.5.....	Mike Bragg.....	1971-76
38.9.....	Steve Cox.....	1986-87
36.9.....	Kelly Goodburn.....	1990-92

Highest Average, Punting, Game (min. 4 punts)

52.5.....	Sammy Baugh vs. Bears.....	12/13/42
50.6.....	Tress Way vs. Packers.....	01/10/16
48.3.....	Sav Rocca vs. Seahawks.....	01/06/13
46.5.....	Mike Bragg vs. Packers.....	12/24/72

PUNT RETURNS

Most Punt Returns, Career

18.....	Brian Mitchell.....	1990-99
15.....	Mike Nelms.....	1982-84
11.....	Eric Yarber.....	1986-87

Most Punt Returns, Game

6.....	Mike Nelms vs. Dolphins.....	01/30/83
6.....	Eddie Brown vs. Vikings.....	12/18/76
5.....	Brian Mitchell vs. Buccaneers.....	01/15/00

PUNT RETURNS, YARDS GAINED

Most Yards Gained, Career

204.....	Brian Mitchell.....	1990-99
164.....	Mike Nelms.....	1982-84
102.....	Darrell Green.....	1983-99

RECORD BOOK: POSTSEASON

Most Yards Gained, Game

70	Brian Mitchell vs. Vikings	01/02/93
60	Mike Nelms vs. Lions	01/08/83
56	Nick Giaquinto vs. Rams	01/01/84

Longest Punt Return

54	Brian Mitchell vs. Vikings	01/02/93
52t	Darrell Green vs. Bears	01/10/88
48	Nick Giaquinto vs. Rams	01/01/84

PUNT RETURNS - AVERAGE YARDAGE

Highest Average, Career [min. 10 returns]

11.3	Brian Mitchell	1990-99
10.3	Mike Nelms	1982-84

Highest Average, Game

23.3	Brian Mitchell vs. Vikings	01/02/93
20.0	Mike Nelms vs. Lions	01/08/83
18.7	Nick Giaquinto vs. Rams	01/01/84

PUNT RETURNS - TOUCHDOWNS

Most Touchdowns, Career

1	Darrell Green	1983-99
---------	---------------------	---------

Most Touchdowns, Game

1*	Darrell Green vs. Bears	01/10/88
----------	-------------------------------	----------

KICKOFF RETURNS

Most Kickoff Returns, Career

14	Brian Mitchell	1990-99
13	Mike Nelms	1982-84
9	Alvin Garrett	1982-83

Most Kickoff Returns, Game

6	Rock Cartwright vs. Seahawks	01/05/08
6	Eddie Brown vs. Vikings	12/18/76
5	Rashad Ross vs. Packers	01/10/16
5	Alvin Garrett vs. Raiders	01/22/84

KICK RETURNS - YARDS GAINED

Most Yards Gained, Career

353	Brian Mitchell	1990-99
308	Mike Nelms	1982-84
178	Alvin Garrett	1982-83

Most Yards Gained, Game

176	Rock Cartwright vs. Seahawks	01/05/08
170	Speedy Duncan vs. 49ers	12/26/71
136	Eddie Brown vs. Vikings	12/18/76

Longest Return

100t	Brian Mitchell vs. Buccaneers	01/15/00
------------	-------------------------------------	----------

KICK RETURNS - AVERAGE GAIN

Highest Average, Career [min. 10 returns]

25.2	Brian Mitchell	1990-99
23.7	Mike Nelms	1982-84

Highest Average, Game [min. 3 returns]

56.7*	Speedy Duncan vs. 49ers	12/26/71
32.0	Mike Nelms vs. Dallas	01/22/83
29.3	Rock Cartwright vs. Seahawks	01/05/08

KICK RETURNS - TOUCHDOWNS

Most Touchdowns, Career

1	Brian Mitchell	1990-99
---------	----------------------	---------

Most Touchdowns, Game

1*	Brian Mitchell vs. Buccaneers	01/15/00
----------	-------------------------------------	----------

FUMBLES

Most Fumbles, Career

3	Kirk Cousins	2016
2	Stephen Davis	1999
2	Brian Mitchell	1990-99

Most Fumbles, Game

3	Kirk Cousins vs. Packers	01/10/16
---------	--------------------------------	----------

FUMBLES - YARDS GAINED

Longest Fumble Return

49	Mike Bass vs. Dolphins	01/14/83
----------	------------------------------	----------

FUMBLES - RETURN TOUCHDOWNS

Most Touchdowns, Career

3	Brad Dusek	1974-81
3	Chris Hanburger	1965-78

SACKS

Most Sacks, Career

10.0	Charles Mann	1983-92
8.0	Dexter Manley	1982-87
7.0	Fred Stokes	1991-92

Most Sacks, Game

3.5	Rich Milot vs. Bears	12/30/84
3.0	Fred Stokes vs. Vikings	01/02/93
3.0	Wilber Marshall vs. Lions	01/12/92
3.0	Charles Mann vs. Bears	01/10/88

SERIES HISTORIES

Contained below are all games contested between Washington and the NFL's 31 other active franchises. Games featuring combined teams are not included.

Years listed represent the accompanying NFL season. Postseason games indicated with an asterisk.

ARIZONA



Washington leads overall series, 76-48-2
Cumulative score: Washington 2,754,
Cardinals 2,306

YEAR	DATE	GAME	RESULT
1932	10/16/1932	vs. Chicago	9-0 L
1932	11/27/1932	at Chicago	8-6 W
1933	10/22/1933	vs. Chicago	10-0 W
1933	12/3/1933	at Chicago	0-0
1934	10/28/1934	vs. Chicago	9-0 W
1935	11/24/1935	vs. Chicago	6-0 L
1936	11/1/1936	vs. Chicago	13-10 W
1937	9/24/1937	vs. Chicago	21-14 L
1939	11/19/1939	vs. Chicago	28-7 W
1940	10/13/1940	vs. Chicago	28-21 W
1942	11/8/1942	vs. Chicago	28-0 W
1943	10/24/1943	vs. Chicago	13-7 W
1945	11/4/1945	vs. Chicago	24-21 W
1947	11/23/1947	vs. Chicago	45-21 W
1949	9/26/1949	at Chicago	38-7 L
1950	10/22/1950	vs. Chicago	38-28 L
1951	10/21/1951	vs. Chicago	7-3 W
1951	12/9/1951	at Chicago	20-17 W
1952	9/28/1952	at Chicago	23-7 W
1952	10/12/1952	vs. Chicago	17-6 L
1953	9/27/1953	at Chicago	24-13 W
1953	11/8/1953	vs. Chicago	28-17 W
1954	11/21/1954	at Chicago	38-16 L
1954	12/12/1954	vs. Chicago	37-20 W
1955	10/9/1955	vs. Chicago	24-10 L
1955	11/20/1955	vs. Chicago	31-0 W
1956	10/14/1956	vs. Chicago	31-3 L
1956	10/28/1956	at Chicago	17-14 W
1957	10/6/1957	at Chicago	37-14 W
1957	10/20/1957	vs. Chicago	44-14 L
1958	10/4/1958	at Chicago	37-10 L
1958	11/9/1958	vs. Chicago	45-31 W
1959	9/27/1959	at Chicago	49-21 L
1959	10/11/1959	vs. Chicago	23-14 W
1960	11/6/1960	at St. Louis	44-7 L
1960	11/20/1960	vs. St. Louis	26-14 L
1961	10/22/1961	vs. St. Louis	24-0 L
1961	12/3/1961	at St. Louis	38-24 L
1962	9/30/1962	vs. St. Louis	24-14 W
1962	10/14/1962	at St. Louis	17-17
1963	10/27/1963	vs. St. Louis	21-7 L
1963	11/10/1963	vs. St. Louis	24-20 L
1964	10/4/1964	vs. St. Louis	23-17 L
1964	10/18/1964	at St. Louis	38-24 L
1965	10/10/1965	vs. St. Louis	37-16 L
1965	10/24/1965	at St. Louis	24-20 W
1966	9/18/1966	at St. Louis	23-7 L
1966	10/23/1966	vs. St. Louis	26-20 W
1967	11/5/1967	vs. St. Louis	27-21 L
1968	10/20/1968	at St. Louis	41-14 L
1969	10/12/1969	vs. St. Louis	33-17 W
1970	9/27/1970	at St. Louis	27-17 L
1970	12/20/1970	vs. St. Louis	28-27 W
1971	9/19/1971	at St. Louis	24-17 W
1971	10/17/1971	vs. St. Louis	20-0 W
1972	9/24/1972	vs. St. Louis	24-10 W
1972	10/15/1972	at St. Louis	33-3 W
1973	9/23/1973	at St. Louis	34-27 L
1973	10/21/1973	vs. St. Louis	31-13 W
1974	9/22/1974	vs. St. Louis	17-10 L
1974	10/27/1974	at St. Louis	23-20 L
1975	10/13/1975	vs. St. Louis	27-17 W
1975	11/16/1975	at St. Louis	20-17 [OT] L
1976	10/25/1976	vs. St. Louis	20-10 W

1976	11/21/1976	at St. Louis	16-10 W
1977	10/2/1977	vs. St. Louis	24-14 W
1977	12/10/1977	at St. Louis	26-20 W
1978	9/17/1978	at St. Louis	28-10 W
1978	11/19/1978	vs. St. Louis	27-17 L
1979	9/23/1979	at St. Louis	17-7 W
1979	11/11/1979	vs. St. Louis	30-28 W
1980	10/19/1980	vs. St. Louis	23-0 W
1980	12/21/1980	at St. Louis	31-7 W
1981	9/20/1981	at St. Louis	40-30 L
1981	11/1/1981	vs. St. Louis	42-21 W
1982	12/12/1982	at St. Louis	12-7 W
1982	1/2/1983	vs. St. Louis	28-0 W
1983	10/9/1983	at St. Louis	38-14 W
1983	11/6/1983	vs. St. Louis	45-7 W
1984	10/21/1984	at St. Louis	26-24 L
1984	12/16/1984	vs. St. Louis	29-27 W
1985	10/7/1985	vs. St. Louis	27-10 W
1985	12/21/1985	at St. Louis	27-16 W
1986	10/19/1986	vs. St. Louis	28-21 W
1986	11/30/1986	at St. Louis	20-17 W
1987	10/4/1987	vs. St. Louis	28-21 W
1987	12/6/1987	at St. Louis	34-17 W
1988	9/25/1988	at Phoenix	30-21 L
1988	10/16/1988	vs. Phoenix	33-17 W
1989	10/8/1989	vs. Phoenix	30-28 W
1989	12/3/1989	at Phoenix	29-10 W
1990	9/9/1990	vs. Phoenix	31-0 W
1990	9/30/1990	at Phoenix	38-10 W
1991	9/15/1991	vs. Phoenix	34-0 W
1991	12/8/1991	at Phoenix	20-14 W
1992	10/4/1992	at Phoenix	27-24 L
1992	11/29/1992	vs. Phoenix	41-3 W
1993	9/12/1993	vs. Phoenix	17-10 L
1993	10/17/1993	at Phoenix	36-6 L
1994	10/16/1994	vs. Arizona	19-16 [OT] L
1994	12/11/1994	at Arizona	17-15 L
1995	9/3/1995	vs. Arizona	27-7 W
1995	10/15/1995	at Arizona	24-20 L
1996	11/10/1996	vs. Arizona	37-34 [OT] L
1996	12/15/1996	at Arizona	27-26 L
1997	9/14/1997	vs. Arizona	19-13 [OT] W
1997	12/7/1997	at Arizona	38-28 W
1998	11/8/1998	at Arizona	29-27 L
1998	11/22/1998	vs. Arizona	45-42 L
1999	10/17/1999	at Arizona	24-10 W
1999	12/12/1999	vs. Arizona	28-3 W
2000	11/5/2000	at Arizona	16-15 L
2000	12/24/2000	vs. Arizona	20-3 W
2001	12/9/2001	at Arizona	20-10 W
2001	1/6/2002	vs. Arizona	20-17 W
2002	9/8/2002	vs. Arizona	31-23 W
2005	12/11/2005	at Arizona	17-13 W
2007	10/21/2007	vs. Arizona	21-19 W
2008	9/21/2008	vs. Arizona	24-17 W
2011	9/18/2011	vs. Arizona	22-21 W
2014	10/12/2014	at Arizona	30-20 L
2016	12/4/2016	at Arizona	31-23 L
2017	12/17/2017	vs. Arizona	20-15 W
2018	9/9/2018	at Arizona	24-6 W

ATLANTA



Washington leads overall series, 15-10-1
Cumulative score: Washington 636, Falcons 524

YEAR	DATE	GAME	RESULT
1966	10/9/1966	vs. Atlanta	33-20 W
1967	10/15/1967	at Atlanta	20-20
1969	11/23/1969	vs. Atlanta	27-20 W
1972	11/20/1972	vs. Atlanta	24-13 W
1975	12/7/1975	at Atlanta	30-27 W
1977	9/25/1977	vs. Atlanta	10-6 W
1978	12/10/1978	at Atlanta	20-17 L
1979	9/30/1979	at Atlanta	16-7 W
1980	11/30/1980	at Atlanta	10-6 L
1983	12/4/1983	vs. Atlanta	37-21 W
1984	11/5/1984	vs. Atlanta	27-14 W
1985	11/3/1985	at Atlanta	44-10 W

1987	9/20/1987	at Atlanta	21-20 L
1989	12/17/1989	at Atlanta	31-30 W
1991	11/10/1991	vs. Atlanta	56-17 W*
1991	1/4/1992	vs. Atlanta	24-7 W
1992	9/13/1992	vs. Atlanta	24-17 W
1993	12/19/1993	vs. Atlanta	30-17 W
1994	9/25/1994	vs. Atlanta	27-20 L
2003	9/14/2003	at Atlanta	33-31 W
2006	12/3/2006	vs. Atlanta	24-14 L
2009	11/8/2009	at Atlanta	31-17 L
2012	10/7/2012	vs. Atlanta	24-17 L
2013	12/15/2013	at Atlanta	27-26 L
2015	10/11/2015	at Atlanta	25-19 [OT] L
2018	11/4/2018	vs. Atlanta	38-14 L

BALTIMORE



Overall series is tied, 3-3
Cumulative score: Washington 94, Ravens 102

YEAR	DATE	GAME	RESULT
1997	10/26/1997	vs. Baltimore	20-17 L
2000	10/15/2000	vs. Baltimore	10-3 W
2004	10/10/2004	vs. Baltimore	17-10 L
2008	12/7/2008	at Baltimore	24-10 L
2012	12/9/2012	vs. Baltimore	31-28 [OT] W
2016	10/9/2016	at Baltimore	16-10 W

BUFFALO



Washington trails overall series, 6-9
Cumulative score: Washington 282, Bills 313

YEAR	DATE	GAME	RESULT
1972	12/17/1972	vs. Buffalo	24-17 L
1977	12/4/1977	at Buffalo	10-0 W
1981	11/29/1981	at Buffalo	21-14 L
1984	11/25/1984	vs. Buffalo	41-14 W
1987	11/1/1987	at Buffalo	27-7 W
1990	12/30/1990	vs. Buffalo	29-14 W
1991	1/26/1992	vs. Buffalo	37-24 W*



1993	11/1/1993	at Buffalo	24-10 L
1996	11/3/1996	at Buffalo	38-13 L
1999	11/7/1999	vs. Buffalo	34-17 L
2003	10/19/2003	at Buffalo	24-7 L
2007	12/2/2007	vs. Buffalo	17-16 L
2011	10/30/2011	at Buffalo	23-0 L
2015	12/20/2015	vs. Buffalo	35-25 W
2019	11/3/2019	at Buffalo	24-9 L

CAROLINA



Washington leads overall series, 9-6
Cumulative score: Washington 314, Panthers 334

YEAR	DATE	GAME	RESULT
1995	12/24/1995	vs. Carolina	20-17 W
1997	8/31/1997	at Carolina	24-10 W

SERIES HISTORIES


1998	12/13/1998 at Carolina	28-25 W
1999	10/3/1999 vs. Carolina	38-36 W
2000	9/3/2000 vs. Carolina	20-17 W
2001	10/21/2001 vs. Carolina	17-14 [OT] W
2003	11/16/2003 at Carolina	20-17 L
2006	11/26/2006 vs. Carolina	17-13 W
2009	10/11/2009 at Carolina	20-17 L
2011	10/23/2011 at Carolina	33-20 W
2012	11/4/2012 vs. Carolina	21-13 L
2015	11/22/2015 at Carolina	44-16 L
2016	12/19/2016 vs. Carolina	26-15 L
2018	10/14/2018 vs. Carolina	23-17 W
2019	12/1/2019 at Carolina	29-21 W

CHICAGO



Washington leads overall series, 26-24-1
Cumulative score: Washington 949, Bears 1,101

YEAR	DATE	GAME	RESULT
1932	10/30/1932 vs. Chicago	7-7
1933	10/1/1933 at Chicago	7-0 L
1933	11/5/1933 vs. Chicago	10-0 W
1934	11/11/1934 vs. Chicago	21-0 L
1935	11/10/1935 vs. Chicago	30-14 L
1936	11/15/1936 vs. Chicago	26-0 L
1937	12/12/1937 at Chicago	28-21 W*
1938	11/13/1938 at Chicago	31-7 L
1940	11/17/1940 vs. Chicago	7-3 W
1940	12/8/1940 vs. Chicago	73-0 L*
1941	11/16/1941 at Chicago	35-21 L
1942	12/13/1942 vs. Chicago	14-6 W*



1943	11/21/1943 vs. Chicago	21-7 W
1943	12/26/1943 at Chicago	41-21 L*
1945	11/18/1945 vs. Chicago	28-21 W
1948	11/17/1948 at Chicago	24-20 L
1947	10/26/1947 vs. Chicago	56-20 L
1948	11/28/1948 at Chicago	48-13 L
1949	11/20/1949 vs. Chicago	31-21 L
1951	11/4/1951 vs. Chicago	27-0 L
1953	11/15/1953 vs. Chicago	27-24 L
1957	12/1/1957 at Chicago	14-3 W
1964	10/25/1964 vs. Chicago	27-20 W
1968	9/15/1968 at Chicago	38-28 W
1971	11/14/1971 at Chicago	16-15 L
1974	12/15/1974 vs. Chicago	42-0 W
1976	10/3/1976 at Chicago	33-7 L
1978	12/16/1978 vs. Chicago	14-10 L
1980	11/9/1980 at Chicago	35-21 L
1981	10/11/1981 at Chicago	24-7 W
1984	12/30/1984 vs. Chicago	23-19 L*
1985	9/29/1985 at Chicago	45-10 L
1986	1/3/1987 at Chicago	27-13 W*
1987	1/10/1988 at Chicago	21-17 W
1988	11/13/1988 vs. Chicago	34-14 L
1989	11/26/1989 vs. Chicago	38-14 W

1990	12/9/1990 vs. Chicago	10-9 W
1991	10/6/1991 at Chicago	20-7 W
1996	9/8/1996 vs. Chicago	10-3 W
1997	11/2/1997 at Chicago	31-8 W
1999	10/31/1999 vs. Chicago	48-22 W
2001	12/23/2001 vs. Chicago	20-15 L
2003	12/21/2003 at Chicago	27-24 L
2004	10/17/2004 at Chicago	13-10 W
2005	9/11/2005 vs. Chicago	9-7 W
2007	12/6/2007 vs. Chicago	24-16 W
2010	10/24/2010 at Chicago	17-14 W
2013	10/20/2013 vs. Chicago	45-41 W
2015	12/13/2015 at Chicago	24-21 W
2016	12/24/2016 at Chicago	41-21 W
2019	9/23/2019 vs. Chicago	31-15 L

CINCINNATI



Washington trails overall series, 4-5-1
Cumulative score: Washington 224, Bengals 215

YEAR	DATE	GAME	RESULT
1970	10/25/1970 vs. Cincinnati	20-0 W
1974	10/6/1974 at Cincinnati	28-17 L
1979	12/9/1979 vs. Cincinnati	28-14 W
1985	12/15/1985 vs. Cincinnati	27-24 W
1988	12/17/1988 at Cincinnati	20-17 [OT] L
1991	9/22/1991 at Cincinnati	34-27 W
2004	11/14/2004 vs. Cincinnati	17-10 L
2008	12/14/2008 at Cincinnati	20-13 L
2012	9/23/2012 vs. Cincinnati	38-31 L
2016	10/30/2016 at Cincinnati	27-27

CLEVELAND



Washington trails overall series, 12-33-1
Cumulative score: Washington 763, Browns 1,142

YEAR	DATE	GAME	RESULT
1950	11/19/1950 at Cleveland	20-14 L
1950	12/10/1950 vs. Cleveland	45-21 L
1951	10/14/1951 at Cleveland	45-0 L
1952	10/26/1952 at Cleveland	19-15 L
1952	11/30/1952 vs. Cleveland	48-24 W
1953	10/18/1953 vs. Cleveland	30-14 L
1953	11/1/1953 at Cleveland	27-3 L
1954	11/7/1954 at Cleveland	62-3 L
1954	12/5/1954 vs. Cleveland	34-14 L
1955	9/25/1955 at Cleveland	27-17 W
1955	10/16/1955 vs. Cleveland	24-14 L
1956	10/21/1956 vs. Cleveland	20-9 W
1956	11/25/1956 at Cleveland	20-17 W
1957	11/3/1957 at Cleveland	21-17 L
1957	11/17/1957 vs. Cleveland	30-30
1958	11/16/1958 vs. Cleveland	20-10 L
1958	11/30/1958 at Cleveland	21-14 L
1959	10/25/1959 at Cleveland	34-7 L
1959	11/15/1959 vs. Cleveland	31-17 L
1960	10/30/1960 vs. Cleveland	31-10 L
1960	12/4/1960 at Cleveland	27-16 L
1961	10/8/1961 at Cleveland	31-7 L
1961	11/12/1961 vs. Cleveland	17-6 L
1962	9/23/1962 at Cleveland	17-16 W
1962	11/11/1962 vs. Cleveland	17-9 W
1963	9/15/1963 at Cleveland	37-14 L
1963	12/15/1963 vs. Cleveland	27-20 L
1964	9/13/1964 vs. Cleveland	27-13 L
1964	11/8/1964 at Cleveland	34-24 L
1965	9/19/1965 vs. Cleveland	17-7 L
1965	12/5/1965 at Cleveland	24-16 L
1966	9/11/1966 vs. Cleveland	38-14 L
1966	11/20/1966 at Cleveland	14-3 L
1967	11/26/1967 at Cleveland	42-37 L
1968	12/8/1968 vs. Cleveland	24-21 L
1969	9/28/1969 at Cleveland	27-23 L
1971	12/19/1971 vs. Cleveland	20-13 L

1975	10/26/1975 at Cleveland	23-7 W
1979	10/14/1979 at Cleveland	13-9 W
1985	10/27/1985 at Cleveland	14-7 W
1988	11/27/1988 vs. Cleveland	17-13 L
1991	10/13/1991 vs. Cleveland	42-17 W
2004	10/3/2004 at Cleveland	17-13 L
2008	10/19/2008 vs. Cleveland	14-11 W
2012	12/16/2012 at Cleveland	38-21 W
2016	10/2/2016 vs. Cleveland	31-20 W

DALLAS




Washington trails overall series, 45-73-2
Cumulative score: Washington 2,330, Cowboys 2,807

YEAR	DATE	GAME	RESULT
1960	10/9/1960 vs. Dallas	26-14 W
1961	11/19/1961 at Dallas	28-28
1961	12/17/1961 vs. Dallas	34-24 W
1962	9/16/1962 at Dallas	35-35
1962	11/4/1962 vs. Dallas	38-10 L
1963	9/29/1963 vs. Dallas	21-17 W
1963	11/3/1963 at Dallas	35-20 L
1964	9/20/1964 at Dallas	24-18 L
1964	11/22/1964 vs. Dallas	28-16 W
1965	9/26/1965 at Dallas	27-7 L
1965	11/28/1965 vs. Dallas	34-31 W
1966	11/13/1966 vs. Dallas	31-30 L
1966	12/11/1966 at Dallas	34-31 W
1967	10/8/1967 vs. Dallas	17-14 L
1967	11/19/1967 at Dallas	27-20 W
1968	11/17/1968 vs. Dallas	44-24 L
1968	11/28/1968 at Dallas	29-20 L
1969	11/16/1969 vs. Dallas	41-28 L
1969	12/21/1969 at Dallas	20-10 L
1970	11/22/1970 vs. Dallas	45-21 L
1970	12/6/1970 at Dallas	34-0 L
1971	10/3/1971 at Dallas	20-16 W
1971	11/21/1971 vs. Dallas	13-0 L
1972	10/22/1972 vs. Dallas	24-20 W
1972	12/9/1972 at Dallas	34-24 L
1972	12/31/1972 vs. Dallas	26-3 W*
1973	10/8/1973 vs. Dallas	14-7 W
1973	12/9/1973 at Dallas	27-7 L
1974	11/17/1974 vs. Dallas	28-21 W
1974	11/28/1974 at Dallas	24-23 L
1975	11/2/1975 vs. Dallas	30-24 [OT] W
1975	12/13/1975 at Dallas	31-10 L
1976	10/31/1976 vs. Dallas	20-7 L
1976	12/12/1976 at Dallas	27-14 W
1977	10/16/1977 at Dallas	34-16 L
1977	11/27/1977 vs. Dallas	14-7 L
1978	10/2/1978 vs. Dallas	9-5 W
1978	11/23/1978 at Dallas	37-10 L
1979	11/18/1979 vs. Dallas	34-20 W
1979	12/16/1979 at Dallas	35-34 L
1980	9/8/1980 vs. Dallas	17-3 L
1980	11/23/1980 at Dallas	14-10 L
1981	9/6/1981 vs. Dallas	26-10 L
1981	11/22/1981 at Dallas	24-10 L
1982	12/5/1982 vs. Dallas	24-10 L
1982	1/22/1983 vs. Dallas	31-17 W*
1983	9/5/1983 vs. Dallas	31-30 L
1983	12/11/1983 at Dallas	31-10 W
1984	10/14/1984 vs. Dallas	34-14 W
1984	12/9/1984 at Dallas	30-28 W
1985	9/9/1985 at Dallas	44-14 L
1985	11/10/1985 vs. Dallas	13-7 L
1986	10/12/1986 at Dallas	30-6 L
1986	11/23/1986 vs. Dallas	41-14 W
1987	10/19/1987 at Dallas	13-7 W
1987	12/13/1987 vs. Dallas	24-20 W
1988	10/9/1988 at Dallas	35-17 W
1988	12/11/1988 vs. Dallas	24-17 L
1989	9/24/1989 at Dallas	30-7 W
1989	11/5/1989 vs. Dallas	13-3 L
1990	9/23/1990 vs. Dallas	19-15 W
1990	11/22/1990 at Dallas	27-17 L

SERIES HISTORIES

1991	9/9/1991 at Dallas	33-31 W
1991	11/24/1991 vs. Dallas	24-21 L
1992	9/7/1992 at Dallas	23-10 L
1992	12/13/1992 vs. Dallas	20-17 W
1993	9/6/1993 vs. Dallas	35-16 W
1993	12/26/1993 at Dallas	38-3 L
1994	10/2/1994 vs. Dallas	34-7 L
1994	11/20/1994 at Dallas	31-7 L
1995	10/1/1995 vs. Dallas	27-23 W
1995	12/3/1995 at Dallas	24-17 W
1996	11/28/1996 at Dallas	21-10 L
1996	12/22/1996 vs. Dallas	37-10 W
1997	10/13/1997 vs. Dallas	21-16 W
1997	11/16/1997 at Dallas	17-14 L
1998	10/4/1998 vs. Dallas	31-10 L
1998	12/27/1998 at Dallas	23-7 L
1999	9/12/1999 vs. Dallas	41-35 (OT) L
1999	10/24/1999 at Dallas	38-20 L
2000	9/18/2000 vs. Dallas	27-21 L
2000	12/10/2000 at Dallas	32-13 L
2001	10/15/2001 at Dallas	9-7 L
2001	12/2/2001 vs. Dallas	20-14 L
2002	11/28/2002 at Dallas	27-20 L
2002	12/29/2002 vs. Dallas	20-14 W
2003	11/2/2003 at Dallas	21-14 L
2003	12/14/2003 vs. Dallas	27-0 L
2004	9/27/2004 vs. Dallas	21-18 L
2004	12/26/2004 at Dallas	13-10 L
2005	9/19/2005 at Dallas	14-13 W
2005	12/18/2005 vs. Dallas	35-7 W
2006	9/17/2006 at Dallas	27-10 L
2006	11/5/2006 vs. Dallas	22-19 W
2007	11/18/2007 at Dallas	28-23 L
2007	12/30/2007 vs. Dallas	27-6 W
2008	9/28/2008 at Dallas	26-24 W
2008	11/16/2008 vs. Dallas	14-10 L
2009	11/22/2009 at Dallas	7-6 L
2009	12/27/2009 vs. Dallas	17-0 L
2010	9/12/2010 vs. Dallas	13-7 W
2010	12/19/2010 at Dallas	33-30 L



2011	9/26/2011 at Dallas	18-16 L
2011	11/20/2011 vs. Dallas	27-24 (OT) L
2012	11/22/2012 at Dallas	38-31 W
2012	12/30/2012 vs. Dallas	28-18 W
2013	10/13/2013 at Dallas	31-16 L
2013	12/22/2013 vs. Dallas	24-23 L
2014	10/27/2014 at Dallas	20-17 (OT) W
2014	12/28/2014 vs. Dallas	44-17 L
2015	12/7/2015 vs. Dallas	19-16 L
2015	1/3/2016 at Dallas	34-23 W
2016	9/18/2016 vs. Dallas	27-23 L
2016	11/24/2016 at Dallas	31-26 L
2017	10/29/2017 vs. Dallas	33-19 L
2017	11/30/2017 at Dallas	38-14 L
2018	10/21/2018 vs. Dallas	20-17 W
2018	11/22/2018 at Dallas	31-23 L
2019	9/15/2019 vs. Dallas	31-21 L
2019	12/30/2019 at Dallas	47-16 L

DENVER



Overall series is tied, 7-7
Cumulative score: Washington 340, Broncos 264

YEAR	DATE	GAME	RESULT
1970	11/1/1970 at Denver	19-3 W
1974	9/30/1974 vs. Denver	30-3 W
1980	10/13/1980 at Denver	20-17 L
1986	12/13/1986 at Denver	31-30 L
1987	1/31/1988 vs. Denver	42-10 W*
1989	11/20/1989 vs. Denver	14-10 L
1992	10/12/1992 vs. Denver	34-3 W
1995	9/17/1995 at Denver	38-31 L
1998	9/27/1998 vs. Denver	38-16 L
2001	11/18/2001 at Denver	17-10 W
2005	10/9/2005 at Denver	21-19 L
2009	11/5/2009 vs. Denver	27-17 W
2013	10/27/2013 at Denver	45-21 L
2017	12/24/2017 vs. Denver	27-11 W

DETROIT



Washington leads overall series, 31-14
Cumulative score: Washington 989, Lions 721

YEAR	DATE	GAME	RESULT
1932	11/20/1932 at Portsmouth	10-0 L
1933	10/15/1933 vs. Portsmouth	13-0 L
1934	10/17/1934 at Detroit	24-0 L
1935	10/13/1935 vs. Detroit	17-7 L
1935	10/30/1935 at Detroit	14-0 L
1938	10/16/1938 at Detroit	7-5 W
1939	11/26/1939 vs. Detroit	31-7 W
1940	10/27/1940 at Detroit	20-14 W
1942	11/29/1942 at Detroit	15-3 W
1943	11/14/1943 vs. Detroit	42-20 W
1946	10/6/1946 vs. Detroit	17-16 W
1947	11/16/1947 at Detroit	38-21 L
1948	11/14/1948 vs. Detroit	46-21 W
1951	9/30/1951 at Detroit	35-17 L
1956	11/11/1956 vs. Detroit	18-17 W
1965	10/3/1965 at Detroit	14-10 L
1968	12/15/1968 vs. Detroit	14-3 W
1970	10/11/1970 vs. Detroit	31-10 W
1973	11/22/1973 at Detroit	20-0 W
1976	10/17/1976 vs. Detroit	20-7 W
1978	10/8/1978 at Detroit	21-19 W
1979	9/9/1979 at Detroit	27-24 W
1981	11/8/1981 vs. Detroit	33-31 W
1982	1/8/1983 vs. Detroit	31-7 W*
1983	10/23/1983 vs. Detroit	38-17 W
1984	11/11/1984 vs. Detroit	28-14 W
1985	10/13/1985 vs. Detroit	24-3 W
1987	11/15/1987 vs. Detroit	20-13 W
1990	11/4/1990 at Detroit	41-38 (OT) W
1991	9/1/1991 vs. Detroit	45-0 W
1991	11/12/1992 vs. Detroit	41-10 W*
1992	9/20/1992 vs. Detroit	13-10 W
1995	10/22/1995 vs. Detroit	36-30 (OT) W
1997	11/9/1997 vs. Detroit	30-7 W
1999	12/5/1999 at Detroit	33-17 L
1999	1/8/2000 vs. Detroit	27-13 W*
2000	9/10/2000 at Detroit	15-10 L
2004	11/7/2004 at Detroit	17-10 W
2007	10/7/2007 vs. Detroit	34-3 W
2008	10/26/2008 at Detroit	25-17 W
2009	9/27/2009 at Detroit	19-14 L
2010	10/31/2010 at Detroit	37-25 L
2013	9/22/2013 vs. Detroit	27-20 L
2016	10/23/2016 at Detroit	20-17 L
2019	11/24/2019 vs. Detroit	19-16 W

GREEN BAY



Washington trails overall series, 16-21-1
Cumulative score: Washington 635, Packers 742

YEAR	DATE	GAME	RESULT
1932	11/13/1932 vs. Green Bay	21-0 L
1933	9/17/1933 at Green Bay	7-7
1933	11/19/1933 vs. Green Bay	20-7 W
1934	11/4/1934 vs. Green Bay	10-0 L
1936	10/11/1936 at Green Bay	31-2 L
1936	11/8/1936 vs. Green Bay	7-3 L
1936	12/13/1936 vs. Green Bay	21-6 L*
1937	11/28/1937 vs. Green Bay	14-6 W
1939	10/29/1939 at Green Bay	24-14 L
1941	11/30/1941 vs. Green Bay	22-17 L
1943	10/17/1943 at Green Bay	33-7 W
1946	12/1/1946 vs. Green Bay	20-7 L
1947	10/19/1947 at Green Bay	27-10 L
1948	10/24/1948 at Green Bay	23-7 W
1949	12/4/1949 vs. Green Bay	30-0 W
1950	9/24/1950 at Green Bay	35-21 W
1952	10/5/1952 at Green Bay	35-20 L
1958	10/19/1958 vs. Green Bay	37-21 W
1959	11/22/1959 at Green Bay	21-0 L
1968	11/24/1968 vs. Green Bay	27-7 L
1972	11/26/1972 vs. Green Bay	21-16 W
1972	12/24/1972 vs. Green Bay	16-3 W*
1974	11/3/1974 at Green Bay	17-6 W
1977	11/21/1977 vs. Green Bay	10-9 W
1979	12/2/1979 vs. Green Bay	38-21 W
1983	10/17/1983 at Green Bay	48-47 L
1986	11/9/1986 at Green Bay	16-7 W
1988	10/23/1988 at Green Bay	20-17 W
2001	9/24/2001 at Green Bay	37-0 L
2002	10/20/2002 at Green Bay	30-9 L
2004	10/31/2004 vs. Green Bay	28-14 L
2007	10/14/2007 at Green Bay	17-14 L
2010	10/10/2010 vs. Green Bay	16-13 (OT) W
2013	9/15/2013 at Green Bay	38-20 L
2015	1/10/2016 vs. Green Bay	35-18 L*
2016	11/20/2016 vs. Green Bay	42-24 W
2018	9/23/2018 vs. Green Bay	31-17 W
2019	12/8/2019 at Green Bay	20-15 L



SERIES HISTORIES

HOUSTON



Washington trails overall series, 2-3
Cumulative score: Washington 111, Texans 95

YEAR	DATE	GAME	RESULT
2002	12/22/2002	vs. Houston	26-10 W
2006	9/24/2006	at Houston	31-15 W
2010	9/19/2010	vs. Houston	30-27 (OT) L
2014	9/7/2014	at Houston	17-6 L
2018	11/18/2018	vs. Houston	23-21 L

INDIANAPOLIS



Washington trails overall series, 10-21
Cumulative score: Washington 611, Colts 801

YEAR	DATE	GAME	RESULT
1953	10/25/1953	at Baltimore	27-17 L
1954	10/31/1954	vs. Baltimore	24-21 W
1955	10/23/1955	at Baltimore	14-13 W
1956	12/23/1956	at Baltimore	19-17 L
1957	11/10/1957	vs. Baltimore	21-17 L
1958	10/26/1958	at Baltimore	35-10 L
1959	11/8/1959	vs. Baltimore	27-24 W
1960	9/25/1960	at Baltimore	20-0 L
1961	11/26/1961	vs. Baltimore	27-6 L
1962	12/8/1962	at Baltimore	34-21 L
1963	12/1/1963	vs. Baltimore	36-20 W
1964	12/13/1964	at Baltimore	45-17 L
1965	10/17/1965	vs. Baltimore	38-7 W
1966	11/6/1966	at Baltimore	37-10 L
1967	10/29/1967	vs. Baltimore	17-13 L
1969	11/2/1969	at Baltimore	41-17 L
1973	11/18/1973	vs. Baltimore	22-14 W
1977	11/7/1977	at Baltimore	10-3 L
1978	11/6/1978	at Baltimore	21-17 L
1981	12/13/1981	vs. Baltimore	38-14 W
1984	10/7/1984	at Indianapolis	35-7 W
1990	12/22/1990	at Indianapolis	35-28 L
1993	11/7/1993	vs. Indianapolis	30-24 W
1994	10/23/1994	at Indianapolis	41-27 W
1996	10/27/1996	vs. Indianapolis	31-16 W
1999	12/19/1999	at Indianapolis	24-21 L
2002	10/27/2002	vs. Indianapolis	26-21 W
2006	10/22/2006	at Indianapolis	36-22 L
2010	10/17/2010	vs. Indianapolis	27-24 L
2014	11/30/2014	at Indianapolis	49-27 L
2018	9/16/2018	vs. Indianapolis	21-9 L

JACKSONVILLE



Washington leads overall series, 6-1
Cumulative score: Washington 179, Jaguars 124

YEAR	DATE	GAME	RESULT
1997	9/28/1997	vs. Jacksonville	24-12 W
2000	10/22/2000	at Jacksonville	35-16 W
2002	11/10/2002	at Jacksonville	26-7 L
2006	10/1/2006	vs. Jacksonville	36-30 (OT) W
2010	12/26/2010	at Jacksonville	20-17 (OT) W
2014	9/14/2014	vs. Jacksonville	41-10 W
2018	12/16/2018	at Jacksonville	16-13 W

KANSAS CITY



Washington trails overall series, 1-9
Cumulative score: Washington 166, Chiefs 292

YEAR	DATE	GAME	RESULT
1971	10/24/1971	at Kansas City	27-20 L
1976	10/10/1976	vs. Kansas City	33-30 L
1983	9/18/1983	vs. Kansas City	27-12 W
1992	11/15/1992	at Kansas City	35-16 L
1995	11/5/1995	at Kansas City	24-3 L
2001	9/30/2001	vs. Kansas City	45-13 L
2005	10/16/2005	at Kansas City	28-21 L
2009	10/18/2009	vs. Kansas City	14-6 L
2013	12/8/2013	vs. Kansas City	45-10 L
2017	10/2/2017	at Kansas City	29-20 L

LA CHARGERS



Washington leads overall series, 7-4
Cumulative score: Washington 268, Chargers 239

YEAR	DATE	GAME	RESULT
1973	9/16/1973	vs. San Diego	38-0 W
1980	12/7/1980	vs. San Diego	40-17 W
1983	10/31/1983	at San Diego	27-24 W
1986	9/21/1986	at San Diego	30-27 W
1989	12/10/1989	vs. San Diego	26-21 W
1998	12/6/1998	vs. San Diego	24-20 W
2001	9/9/2001	at San Diego	30-3 L
2005	11/27/2005	vs. San Diego	23-17 (OT) L
2009	1/3/2010	at San Diego	23-20 L
2013	11/3/2013	vs. San Diego	30-24 (OT) W
2017	12/10/2017	at Los Angeles	30-13 L

LA RAMS



Washington leads overall series, 26-13-1
Cumulative score: Washington 931, Rams 739

YEAR	DATE	GAME	RESULT
1937	11/21/1937	at Cleveland	16-7 W
1938	9/25/1938	vs. Cleveland	37-13 W
1941	10/26/1941	vs. Cleveland	17-13 W
1942	10/11/1942	vs. Cleveland	33-14 W
1944	11/5/1944	vs. Cleveland	14-10 W
1945	12/16/1945	at Cleveland	15-14 L*
1948	12/5/1948	vs. Los Angeles	41-13 L
1949	12/11/1949	at Los Angeles	53-27 L
1951	11/25/1951	vs. Los Angeles	31-21 W
1962	10/7/1962	vs. Los Angeles	20-14 W
1963	9/21/1963	at Los Angeles	37-14 W
1967	10/12/1967	at Los Angeles	28-28
1969	11/30/1969	vs. Los Angeles	24-13 L
1971	12/13/1971	at Los Angeles	38-24 W
1974	12/9/1974	at Los Angeles	23-17 W
1974	12/22/1974	at Los Angeles	19-10 L*
1977	12/17/1977	vs. Los Angeles	17-14 W
1981	12/20/1981	at Los Angeles	30-7 W
1983	11/20/1983	at Los Angeles	42-20 W
1983	1/1/1984	vs. Los Angeles	51-7 W*
1986	12/28/1986	vs. Los Angeles	19-7 W*
1987	11/23/1987	vs. Los Angeles	30-26 L
1991	12/1/1991	at Los Angeles	27-6 W
1993	11/21/1993	at Los Angeles	10-6 L
1994	12/24/1994	at Los Angeles	24-21 W
1995	12/17/1995	at St. Louis	35-23 W
1996	9/22/1996	at St. Louis	17-10 W
1997	11/30/1997	vs. St. Louis	23-20 W
2000	11/20/2000	at St. Louis	33-20 W
2002	11/24/2002	vs. St. Louis	20-17 W
2005	12/4/2005	at St. Louis	24-9 W
2006	12/24/2006	at St. Louis	37-31 (OT) L

2008	10/12/2008 vs. St. Louis	19-17 L
2009	9/20/2009 vs. St. Louis	9-7 W
2010	9/26/2010 at St. Louis	30-16 L
2011	10/2/2011 at St. Louis	17-10 W
2012	9/16/2012 at St. Louis	31-28 L
2014	12/7/2014 vs. St. Louis	24-0 L
2015	9/20/2015 vs. St. Louis	24-10 W
2017	9/17/2017 at Los Angeles	27-20 W

MIAMI



Washington trails overall series, 6-9
Cumulative score: Washington 250, Dolphins 272

YEAR	DATE	GAME	RESULT
1972	1/14/1973	vs. Miami	14-7 L*
1974	10/13/1974	vs. Miami	20-17 W
1978	12/3/1978	vs. Miami	16-0 L
1981	10/18/1981	at Miami	13-10 L
1982	1/30/1983	vs. Miami	27-17 W*



1984	9/2/1984 vs. Miami	35-17 L
1987	12/20/1987 at Miami	23-21 L
1990	12/2/1990 vs. Miami	42-20 W
1993	10/4/1993 at Miami	17-10 L
1999	1/2/2000 vs. Miami	21-10 W
2003	11/23/2003 at Miami	24-23 L
2007	9/9/2007 vs. Miami	16-13 (OT) W
2011	11/13/2011 at Miami	20-9 L
2015	9/13/2015 vs. Miami	17-10 L
2019	10/13/19 at Miami	17-16 W

MINNESOTA



Washington trails overall series, 13-14
Cumulative score: Washington 592, Vikings 643

YEAR	DATE	GAME	RESULT
1968	11/3/1968 at Minnesota	27-14 L
1970	11/8/1970 vs. Minnesota	19-10 L
1972	9/18/1972 at Minnesota	24-21 W
1973	12/22/1973 at Minnesota	27-20 L*
1975	11/30/1975 vs. Minnesota	31-30 W
1976	12/18/1976 at Minnesota	35-20 L*
1980	11/2/1980 vs. Minnesota	39-14 L
1982	1/15/1983 vs. Minnesota	21-7 W*
1984	11/29/1984 at Minnesota	31-17 W
1986	11/2/1986 vs. Minnesota	44-38 (OT) W
1987	12/26/1987 at Minnesota	27-24 (OT) W
1987	1/17/1988 vs. Minnesota	17-10 W*
1992	10/25/1992 at Minnesota	15-13 W
1992	1/2/1993 at Minnesota	24-7 W*
1993	12/31/1993 vs. Minnesota	14-9 L
1998	10/18/1998 at Minnesota	41-7 L
2004	1/2/2005 vs. Minnesota	21-18 W
2006	9/11/2006 vs. Minnesota	19-16 L
2007	12/23/2007 at Minnesota	32-21 W
2010	11/28/2010 vs. Minnesota	17-13 L
2011	12/24/2011 vs. Minnesota	33-26 L
2012	10/14/2012 vs. Minnesota	38-26 W
2013	11/7/2013 at Minnesota	34-27 L

SERIES HISTORIES

2014	11/2/2014	at Minnesota	29-26 L
2016	11/13/2016	vs. Minnesota	26-20 W
2017	11/12/2017	vs. Minnesota	38-30 L
2019	10/24/2019	at Minnesota	19-9 L

NEW ENGLAND



Washington leads overall series, 6-5
Cumulative score: Washington 212, Patriots 265

YEAR	DATE	GAME	RESULT
1972	10/1/1972	at New England	24-23 L
1978	9/3/1978	at New England	16-14 W
1981	10/25/1981	vs. New England	24-22 W
1984	9/23/1984	at New England	26-10 W
1990	12/15/1990	at New England	25-10 W
1996	10/13/1996	at New England	27-22 W
2003	9/28/2003	vs. New England	20-17 W
2007	10/28/2007	at New England	52-7 L
2011	12/11/2011	vs. New England	34-27 L
2015	11/8/2015	at New England	27-10 L
2019	10/6/2019	vs. New England	33-7 L

NEW ORLEANS



Washington leads overall series, 17-10
Cumulative score: Washington 659, Saints 557

YEAR	DATE	GAME	RESULT
1967	9/24/1967	at New Orleans	30-10 W
1967	12/17/1967	vs. New Orleans	30-14 L
1968	9/22/1968	at New Orleans	37-17 L
1969	9/21/1969	at New Orleans	26-20 W
1969	12/14/1969	vs. New Orleans	17-14 W
1971	10/31/1971	vs. New Orleans	24-14 W
1973	10/28/1973	at New Orleans	19-3 L
1975	9/21/1975	vs. New Orleans	41-3 W
1979	10/28/1979	vs. New Orleans	14-10 L
1980	10/26/1980	vs. New Orleans	22-14 W
1982	12/26/1982	at New Orleans	27-10 W
1986	10/5/1986	at New Orleans	14-6 W
1988	11/6/1988	vs. New Orleans	27-24 W
1989	10/1/1989	at New Orleans	16-14 W
1990	11/18/1990	vs. New Orleans	31-17 W
1992	11/23/1992	at New Orleans	20-3 L
1994	9/11/1994	at New Orleans	38-24 W
2001	12/30/2001	at New Orleans	40-10 W
2002	10/13/2002	vs. New Orleans	43-27 L
2003	11/30/2003	vs. New Orleans	24-20 L
2006	12/17/2006	at New Orleans	16-10 W
2008	9/14/2008	vs. New Orleans	29-24 W
2009	12/6/2009	vs. New Orleans	33-30 [OT] L
2012	9/9/2012	at New Orleans	40-32 W
2015	11/15/2015	vs. New Orleans	47-14 W
2017	11/19/2017	at New Orleans	34-31 [OT] L
2018	10/8/2018	at New Orleans	43-19 L

NY GIANTS



Washington trails overall series, 69-103-4
Cumulative score: Washington 3,147, Giants 3,573

YEAR	DATE	GAME	RESULT
1932	10/9/1932	vs. NY Giants	14-6 W
1932	10/23/1932	at NY Giants	0-0
1933	10/8/1933	vs. NY Giants	21-20 W
1933	11/12/1933	at NY Giants	7-0 L
1934	10/7/1934	vs. NY Giants	16-13 L
1934	11/25/1934	at NY Giants	3-0 L
1935	10/6/1935	vs. NY Giants	20-12 L
1935	10/20/1935	at NY Giants	17-6 L
1936	10/4/1936	vs. NY Giants	7-0 L
1936	12/6/1936	at NY Giants	14-0 W

1937	9/16/1937	vs. NY Giants	13-3 W
1937	12/5/1937	at NY Giants	49-14 W
1938	10/9/1938	vs. NY Giants	10-7 L
1938	12/4/1938	at NY Giants	36-0 L
1939	10/1/1939	vs. NY Giants	0-0
1939	12/3/1939	at NY Giants	9-7 L
1940	9/22/1940	vs. NY Giants	21-7 W
1940	11/24/1940	at NY Giants	21-7 L
1941	9/28/1941	vs. NY Giants	17-10 L
1941	11/23/1941	at NY Giants	20-13 L
1942	9/27/1942	vs. NY Giants	14-7 L
1942	11/15/1942	at NY Giants	14-7 W
1943	12/5/1943	at NY Giants	14-10 L
1943	12/12/1943	vs. NY Giants	31-7 L
1943	12/19/1943	at NY Giants	28-0 W*
1944	12/3/1944	at NY Giants	16-13 L
1944	12/10/1944	vs. NY Giants	31-0 L
1945	10/28/1945	at NY Giants	24-14 W
1945	12/9/1945	vs. NY Giants	17-0 W
1946	10/13/1946	vs. NY Giants	24-14 W
1946	12/8/1946	at NY Giants	31-0 L
1947	10/12/1947	vs. NY Giants	28-20 W
1947	12/7/1947	at NY Giants	35-10 L
1948	10/3/1948	vs. NY Giants	41-10 W
1948	12/12/1948	at NY Giants	28-21 W
1949	10/9/1949	vs. NY Giants	45-35 L
1949	11/27/1949	at NY Giants	23-7 L
1950	10/8/1950	vs. NY Giants	21-17 L
1950	11/5/1950	at NY Giants	24-21 L
1951	10/7/1951	vs. NY Giants	35-14 L
1951	11/11/1951	at NY Giants	28-14 L
1952	11/23/1952	vs. NY Giants	14-10 L
1952	12/7/1952	at NY Giants	27-17 W
1953	10/11/1953	vs. NY Giants	13-9 W
1953	11/22/1953	at NY Giants	24-21 W
1954	10/10/1954	vs. NY Giants	51-21 L
1954	10/24/1954	at NY Giants	24-7 L
1955	10/30/1955	at NY Giants	35-7 L
1955	12/4/1955	vs. NY Giants	27-20 L
1956	11/18/1956	vs. NY Giants	33-7 W
1956	12/2/1956	at NY Giants	28-14 L
1957	10/13/1957	vs. NY Giants	24-20 L
1957	10/27/1957	at NY Giants	31-14 W
1958	10/12/1958	vs. NY Giants	21-14 L
1958	11/23/1958	at NY Giants	30-0 L
1959	11/29/1959	at NY Giants	45-14 L
1959	12/13/1959	vs. NY Giants	24-10 L
1960	10/16/1960	at NY Giants	24-24
1960	12/11/1960	vs. NY Giants	17-3 L
1961	10/1/1961	vs. NY Giants	24-21 L
1961	11/5/1961	at NY Giants	53-0 L
1962	10/28/1962	at NY Giants	49-34 L
1962	11/25/1962	vs. NY Giants	42-24 L
1963	10/6/1963	vs. NY Giants	24-14 L
1963	12/8/1963	at NY Giants	44-14 L
1964	9/25/1964	at NY Giants	13-10 L
1964	11/29/1964	vs. NY Giants	36-21 W
1965	11/7/1965	at NY Giants	23-7 W
1965	12/12/1965	vs. NY Giants	27-10 L
1966	10/16/1966	at NY Giants	13-10 L
1966	11/27/1966	vs. NY Giants	72-41 W
1967	10/1/1967	vs. NY Giants	38-34 W
1968	9/29/1968	at NY Giants	48-21 L
1968	10/27/1968	vs. NY Giants	13-10 L
1969	10/19/1969	vs. NY Giants	20-14 W
1970	11/15/1970	at NY Giants	35-33 L
1970	11/29/1970	vs. NY Giants	27-24 L
1971	9/26/1971	at NY Giants	30-3 W
1971	12/5/1971	vs. NY Giants	23-7 W
1972	10/29/1972	at NY Giants	23-16 W
1972	11/12/1972	vs. NY Giants	27-13 W
1973	10/14/1973	at NY Giants	21-3 W
1973	12/2/1973	vs. NY Giants	27-24 W
1974	9/15/1974	at NY Giants	13-10 W
1974	10/20/1974	vs. NY Giants	24-3 W
1975	9/28/1975	vs. NY Giants	49-13 W
1975	11/9/1975	at NY Giants	21-13 W
1976	9/12/1976	vs. NY Giants	19-17 W
1976	11/14/1976	at NY Giants	12-9 L
1977	9/18/1977	at NY Giants	20-17 L
1977	10/23/1977	vs. NY Giants	17-6 L

1978	10/22/1978	at NY Giants	17-6 L
1978	11/12/1978	vs. NY Giants	16-13 [OT] W
1979	9/17/1979	vs. NY Giants	27-0 W
1979	11/25/1979	at NY Giants	14-6 L
1980	9/14/1980	at NY Giants	23-21 W
1980	12/13/1980	vs. NY Giants	16-13 W
1981	9/13/1981	vs. NY Giants	17-7 L
1981	11/15/1981	at NY Giants	30-27 [OT] W
1982	11/21/1982	at NY Giants	27-17 W
1982	12/19/1982	vs. NY Giants	15-14 W
1983	11/13/1983	at NY Giants	33-17 W
1983	12/17/1983	vs. NY Giants	31-22 W
1984	9/16/1984	vs. NY Giants	30-14 W
1984	10/28/1984	at NY Giants	37-13 L
1985	10/20/1985	at NY Giants	17-3 L
1985	11/18/1985	vs. NY Giants	23-21 W
1986	10/27/1986	at NY Giants	27-20 L
1986	12/7/1986	vs. NY Giants	24-14 L
1986	11/1/1987	at NY Giants	17-0 L*
1987	10/11/1987	at NY Giants	38-12 W
1987	11/29/1987	vs. NY Giants	23-19 W
1988	9/5/1988	at NY Giants	27-20 L
1988	10/2/1988	vs. NY Giants	24-23 L
1989	9/11/1989	vs. NY Giants	27-24 L
1989	10/15/1989	at NY Giants	20-17 L
1990	10/14/1990	vs. NY Giants	24-20 L
1990	10/28/1990	at NY Giants	21-10 L
1991	10/27/1991	at NY Giants	17-13 W
1991	12/15/1991	vs. NY Giants	34-17 W
1992	11/1/1992	vs. NY Giants	24-7 L
1992	12/6/1992	at NY Giants	28-10 W
1993	10/10/1993	vs. NY Giants	41-7 L
1993	11/14/1993	at NY Giants	20-6 L
1994	9/18/1994	at NY Giants	31-23 L
1994	11/27/1994	vs. NY Giants	21-19 L
1995	10/29/1995	vs. NY Giants	24-15 L
1995	12/10/1995	at NY Giants	20-13 L
1996	9/15/1996	at NY Giants	31-10 W
1996	10/20/1996	vs. NY Giants	31-21 W
1997	11/23/1997	vs. NY Giants	7-7 [OT]
1997	12/13/1997	at NY Giants	30-10 L
1998	9/6/1998	at NY Giants	31-24 L
1998	11/1/1998	vs. NY Giants	21-14 W
1999	9/19/1999	at NY Giants	50-21 W
1999	11/21/1999	vs. NY Giants	23-13 W
2000	9/24/2000	at NY Giants	16-6 W
2000	12/3/2000	vs. NY Giants	9-7 L
2001	10/7/2001	at NY Giants	23-9 L
2001	10/28/2001	vs. NY Giants	35-21 W
2002	11/17/2002	at NY Giants	19-17 L
2002	12/8/2002	vs. NY Giants	27-21 L
2003	9/21/2003	vs. NY Giants	24-21 [OT] L
2003	12/7/2003	at NY Giants	20-7 W
2004	9/19/2004	at NY Giants	20-14 L
2004	12/5/2004	vs. NY Giants	31-7 W
2005	10/30/2005	at NY Giants	36-0 L
2005	12/24/2005	vs. NY Giants	35-20 W
2006	10/8/2006	at NY Giants	19-3 L
2006	12/30/2006	vs. NY Giants	34-28 L
2007	9/23/2007	vs. NY Giants	24-17 L
2007	12/16/2007	at NY Giants	22-10 W
2008	9/4/2008	at NY Giants	16-7 L
2008	11/30/2008	vs. NY Giants	23-7 L
2009	9/13/2009	at NY Giants	23-17 L
2009	12/21/2009	vs. NY Giants	45-12 L
2010	12/5/2010	at NY Giants	31-7 L
2010	1/2/2011	vs. NY Giants	17-14 L
2011	9/11/2011	vs. NY Giants	28-14 W
2011	12/18/2011	at NY Giants	23-10 W
2012	10/21/2012	at NY Giants	27-23 L
2012	12/3/2012	vs. NY Giants	17-16 W
2013	12/1/2013	vs. NY Giants	24-17 L
2013	12/29/2013	at NY Giants	20-6 L
2014	9/25/2014	vs. NY Giants	45-14 L
2014	12/14/2014	at NY Giants	24-13 L
2015	9/24/2015	at NY Giants	32-21 L
2015	11/29/2015	vs. NY Giants	20-14 W
2016	9/25/2016	at NY Giants	29-27 W
2016	11/1/2017	vs. NY Giants	19-10 L
2017	1/7/2017	vs. NY Giants	20-10 W
2017	12/31/2017	at NY Giants	18-10 L

SERIES HISTORIES

2018 ... 10/28/2018 ... at NY Giants 20-13 W
 2018 ... 12/9/2018 ... vs. NY Giants 40-16 L
 2019 ... 9/29/2019 ... at NY Giants 24-3 L
 2019 ... 12/22/2019 ... vs. NY Giants 41-35 [OT] L

NY JETS



Washington leads overall series, 8-4
 Cumulative score: Washington 265, Jets 226

YEAR	DATE	GAME	RESULT
1972	11/5/1972	at NY Jets	35-17 W
1976	12/5/1976	at NY Jets	37-16 W
1978	9/24/1978	vs. NY Jets	23-3 W
1987	10/25/1987	vs. NY Jets	17-16 W
1993	12/11/1993	vs. NY Jets	3-0 L
1996	9/29/1996	vs. NY Jets	31-16 W
1999	9/26/1999	at NY Jets	27-20 W
2003	9/4/2003	vs. NY Jets	16-13 W
2007	11/4/2007	at NY Jets	23-20 [OT] W
2011	12/4/2011	vs. NY Jets	34-19 L
2015	10/18/2015	at NY Jets	34-20 L
2019	11/17/2019	vs. NY Jets	34-17 L

OAKLAND



Washington trails overall series, 6-8
 Cumulative score: Washington 299, Raiders 313

YEAR	DATE	GAME	RESULT
1970	10/19/1970	at Oakland	34-20 L
1975	11/23/1975	vs. Oakland	26-23 [OT] L
1980	9/21/1980	at Oakland	24-21 L
1983	10/2/1983	vs. Los Angeles	37-35 W
1983	1/22/1984	vs. Los Angeles	38-9 L*
1986	9/14/1986	vs. Los Angeles	10-6 W
1989	10/29/1989	at Los Angeles	37-24 L
1992	12/26/1992	vs. Los Angeles	21-20 L
1995	9/10/1995	vs. Oakland	20-8 L
1998	11/29/1998	at Oakland	29-19 W
2005	11/20/2005	vs. Oakland	16-13 L
2009	12/13/2009	at Oakland	34-13 W
2013	9/29/2013	at Oakland	24-14 W
2017	9/24/2017	vs. Oakland	27-10 W

PHILADELPHIA



Washington leads overall series, 86-79-5
 Cumulative score: Washington 3,382, Eagles 3,593

YEAR	DATE	GAME	RESULT
1934	10/21/1934	vs. Philadelphia	6-0 W
1934	11/18/1934	at Philadelphia	14-7 W
1935	11/3/1935	vs. Philadelphia	7-6 L
1936	9/20/1936	at Philadelphia	26-3 W
1936	10/18/1936	vs. Philadelphia	17-7 W
1937	10/10/1937	vs. Philadelphia	14-0 L
1937	10/24/1937	at Philadelphia	10-7 W
1938	9/11/1938	at Philadelphia	26-23 W
1938	10/23/1938	vs. Philadelphia	20-14 W
1939	9/17/1939	at Philadelphia	7-0 W
1939	11/5/1939	vs. Philadelphia	7-6 W
1940	10/20/1940	at Philadelphia	34-17 W
1940	12/1/1940	vs. Philadelphia	13-6 W
1941	10/19/1941	at Philadelphia	21-17 W
1941	12/7/1941	vs. Philadelphia	20-14 W
1942	10/4/1942	at Philadelphia	14-10 W
1942	11/1/1942	vs. Philadelphia	30-27 W
1944	10/18/1944	at Philadelphia	31-31
1944	11/19/1944	vs. Philadelphia	37-7 L
1945	10/21/1945	vs. Philadelphia	24-14 W
1945	11/25/1945	at Philadelphia	16-0 L
1946	10/27/1946	vs. Philadelphia	28-24 L
1946	11/24/1946	at Philadelphia	27-10 W

1947	9/28/1947	at Philadelphia	45-42 L
1947	11/2/1947	vs. Philadelphia	38-14 L
1948	10/17/1948	vs. Philadelphia	45-0 L
1948	11/21/1948	at Philadelphia	42-21 L
1949	10/23/1949	at Philadelphia	49-14 L
1949	11/13/1949	vs. Philadelphia	44-21 L
1950	10/29/1950	at Philadelphia	35-3 L
1950	11/12/1950	vs. Philadelphia	33-0 L
1951	10/28/1951	at Philadelphia	27-23 W
1951	12/2/1951	vs. Philadelphia	35-21 L
1952	11/9/1952	at Philadelphia	38-20 L
1952	12/14/1952	vs. Philadelphia	27-21 W
1953	10/2/1953	at Philadelphia	21-21
1953	12/6/1953	vs. Philadelphia	10-0 W
1954	10/17/1954	vs. Philadelphia	49-21 L
1954	11/28/1954	at Philadelphia	41-33 L
1955	10/1/1955	at Philadelphia	31-30 W
1955	11/6/1955	vs. Philadelphia	34-21 W
1956	10/6/1956	at Philadelphia	13-9 L
1956	12/9/1956	vs. Philadelphia	19-17 W
1957	11/24/1957	at Philadelphia	21-12 L
1957	12/8/1957	vs. Philadelphia	42-7 W
1958	9/28/1958	at Philadelphia	24-14 W
1958	12/14/1958	vs. Philadelphia	20-0 W
1959	11/1/1959	at Philadelphia	30-23 L
1959	12/6/1959	vs. Philadelphia	34-14 L
1960	11/13/1960	at Philadelphia	19-13 L
1960	12/18/1960	vs. Philadelphia	38-28 L
1961	9/24/1961	at Philadelphia	14-7 L
1961	10/29/1961	vs. Philadelphia	27-24 L
1962	10/21/1962	at Philadelphia	27-21 W
1962	12/2/1962	vs. Philadelphia	37-14 L
1963	10/13/1963	vs. Philadelphia	37-24 L
1963	11/24/1963	at Philadelphia	13-10 W
1964	10/11/1964	vs. Philadelphia	35-20 W
1964	11/1/1964	at Philadelphia	21-10 W
1965	10/31/1965	vs. Philadelphia	23-21 W
1965	11/14/1965	at Philadelphia	21-14 L
1966	10/30/1966	at Philadelphia	27-13 W
1966	12/18/1966	vs. Philadelphia	37-28 L
1967	9/17/1967	at Philadelphia	35-24 L
1967	12/3/1967	vs. Philadelphia	35-35
1968	10/6/1968	vs. Philadelphia	17-14 W
1968	11/10/1968	at Philadelphia	16-10 W
1969	11/9/1969	vs. Philadelphia	28-28
1969	12/7/1969	at Philadelphia	34-29 W
1970	10/4/1970	at Philadelphia	33-21 W
1970	12/13/1970	vs. Philadelphia	24-6 W
1971	11/7/1971	vs. Philadelphia	7-7
1971	11/28/1971	at Philadelphia	20-13 W
1972	10/8/1972	vs. Philadelphia	14-0 W
1972	12/3/1972	at Philadelphia	23-7 W
1973	9/30/1973	at Philadelphia	28-7 W
1973	12/16/1973	vs. Philadelphia	38-20 W
1974	11/10/1974	at Philadelphia	27-20 W
1974	11/24/1974	vs. Philadelphia	26-7 W
1975	10/5/1975	at Philadelphia	26-10 L
1975	12/21/1975	vs. Philadelphia	26-3 L
1976	9/27/1976	vs. Philadelphia	20-17 [OT] W
1976	11/28/1976	vs. Philadelphia	24-0 W
1977	10/30/1977	at Philadelphia	23-17 W
1977	11/13/1977	at Philadelphia	17-14 W
1978	9/10/1978	vs. Philadelphia	35-30 W
1978	10/15/1978	at Philadelphia	17-10 L
1979	10/7/1979	at Philadelphia	28-17 W
1979	10/21/1979	vs. Philadelphia	17-7 L
1980	10/5/1980	at Philadelphia	24-14 L
1980	11/16/1980	vs. Philadelphia	24-0 L
1981	9/27/1981	at Philadelphia	36-13 L
1981	12/6/1981	vs. Philadelphia	15-13 W
1982	9/12/1982	at Philadelphia	37-34 [OT] W
1982	11/28/1982	vs. Philadelphia	13-9 W
1983	9/11/1983	at Philadelphia	23-13 W
1983	11/27/1983	vs. Philadelphia	28-24 W
1984	9/30/1984	vs. Philadelphia	20-0 W
1984	11/18/1984	at Philadelphia	16-10 L
1985	9/22/1985	vs. Philadelphia	19-6 L
1985	12/8/1985	at Philadelphia	17-12 W
1986	9/7/1986	vs. Philadelphia	41-14 W
1986	12/21/1986	at Philadelphia	21-14 W
1987	9/13/1987	vs. Philadelphia	34-24 W

1987	11/8/1987	at Philadelphia	31-27 L
1988	9/18/1988	vs. Philadelphia	17-10 W
1988	12/4/1988	at Philadelphia	20-19 W
1989	9/17/1989	vs. Philadelphia	42-37 L
1989	11/12/1989	at Philadelphia	10-3 W
1990	10/21/1990	vs. Philadelphia	13-7 W
1990	11/12/1990	at Philadelphia	28-14 L
1990	1/5/1991	at Philadelphia	20-6 W*
1991	9/30/1991	vs. Philadelphia	23-0 W
1991	12/22/1991	at Philadelphia	24-22 L
1992	10/18/1992	vs. Philadelphia	16-12 W
1992	12/20/1992	at Philadelphia	17-13 L
1993	9/19/1993	at Philadelphia	34-31 L
1993	11/28/1993	vs. Philadelphia	17-14 L
1994	10/9/1994	at Philadelphia	21-17 L
1994	10/30/1994	vs. Philadelphia	31-29 L
1995	10/8/1995	at Philadelphia	37-34 [OT] L
1995	11/26/1995	vs. Philadelphia	14-7 L
1996	9/1/1996	vs. Philadelphia	17-14 L
1996	11/17/1996	at Philadelphia	26-21 W
1997	10/5/1997	at Philadelphia	24-10 L
1997	12/21/1997	vs. Philadelphia	35-32 W
1998	10/11/1998	at Philadelphia	17-12 L
1998	11/15/1998	vs. Philadelphia	28-3 W
1999	11/14/1999	at Philadelphia	35-28 W
1999	11/28/1999	vs. Philadelphia	20-17 [OT] W
2000	10/8/2000	at Philadelphia	17-14 W
2000	11/26/2000	vs. Philadelphia	23-20 L
2001	11/25/2001	at Philadelphia	13-3 W
2001	12/6/2001	vs. Philadelphia	20-6 L
2002	9/16/2002	vs. Philadelphia	37-7 L
2002	12/15/2002	at Philadelphia	34-21 L
2003	10/5/2003	at Philadelphia	27-25 L
2003	12/27/2003	vs. Philadelphia	31-7 L
2004	11/21/2004	at Philadelphia	28-6 L
2004	12/12/2004	vs. Philadelphia	17-14 L
2005	11/6/2005	vs. Philadelphia	17-10 W
2005	1/1/2006	at Philadelphia	31-20 W
2006	11/12/2006	at Philadelphia	27-3 L
2006	12/10/2006	vs. Philadelphia	21-19 L
2007	9/17/2007	at Philadelphia	20-12 W
2007	11/11/2007	vs. Philadelphia	33-25 L
2008	10/5/2008	at Philadelphia	23-17 W
2008	12/21/2008	vs. Philadelphia	10-3 W
2009	10/26/2009	vs. Philadelphia	27-17 L
2009	11/29/2009	at Philadelphia	27-24 L
2010	10/3/2010	at Philadelphia	17-12 W
2010	11/15/2010	vs. Philadelphia	59-28 L
2011	10/16/2011	vs. Philadelphia	20-13 L
2011	1/1/2012	at Philadelphia	34-10 L
2012	11/18/2012	vs. Philadelphia	31-6 W
2012	12/23/2012	at Philadelphia	27-20 W
2013	9/9/2013	vs. Philadelphia	33-27 L
2013	11/7/2013	at Philadelphia	24-16 L
2014	9/21/2014	at Philadelphia	37-34 L
2014	12/20/2014	vs. Philadelphia	27-24 W
2015	10/4/2015	vs. Philadelphia	23-20 W
2015	12/26/2015	at Philadelphia	38-24 W
2016	10/16/2016	vs. Philadelphia	27-20 W
2016	12/11/2016	at Philadelphia	27-22 W
2017	9/10/2017	vs. Philadelphia	30-17 L
2017	10/23/2017	at Philadelphia	34-24 L
2018	12/3/2018	at Philadelphia	28-13 L
2018	12/30/2018	vs. Philadelphia	24-0 L
2019	9/8/2019	at Philadelphia	32-27 L
2019	12/15/2019	vs. Philadelphia	37-27 L

PITTSBURGH



Washington leads overall series, 42-33-3
 Cumulative score: Washington 1,447, Steelers 1,259

YEAR	DATE	GAME	RESULT
1933	10/4/1933	at Pittsburgh	21-6 W
1933	10/29/1933	vs. Pittsburgh	16-14 L
1934	9/16/1934	at Pittsburgh	7-0 W
1934	10/14/1934	vs. Pittsburgh	39-0 W
1935	10/27/1935	at Pittsburgh	6-0 L
1935	12/1/1935	vs. Pittsburgh	13-3 W

SERIES HISTORIES

1936	9/13/1936	at Pittsburgh	10-0 L
1936	11/29/1936	vs. Pittsburgh	30-0 W
1937	10/17/1937	vs. Pittsburgh	34-20 W
1937	11/14/1937	at Pittsburgh	21-13 L
1938	11/6/1938	at Pittsburgh	7-0 W
1938	11/27/1938	vs. Pittsburgh	15-0 W
1939	10/15/1939	vs. Pittsburgh	44-14 W
1939	10/22/1939	at Pittsburgh	21-14 W
1940	10/6/1940	at Pittsburgh	40-10 W
1940	11/3/1940	vs. Pittsburgh	37-10 W
1941	10/12/1941	at Pittsburgh	24-20 W
1941	11/2/1941	vs. Pittsburgh	23-3 W
1942	9/20/1942	vs. Pittsburgh	28-14 W
1942	10/25/1942	at Pittsburgh	14-0 W
1945	10/14/1945	at Pittsburgh	14-0 W
1945	12/2/1945	vs. Pittsburgh	24-0 W
1946	9/29/1946	vs. Pittsburgh	14-14
1946	11/3/1946	at Pittsburgh	14-7 L
1947	10/5/1947	vs. Pittsburgh	27-26 W
1947	11/9/1947	at Pittsburgh	21-14 L
1948	9/26/1948	vs. Pittsburgh	17-14 W
1948	10/10/1948	at Pittsburgh	10-7 L
1949	10/3/1949	at Pittsburgh	27-14 W
1949	11/6/1949	vs. Pittsburgh	27-14 W
1950	10/1/1950	vs. Pittsburgh	26-7 L
1950	12/3/1950	at Pittsburgh	24-7 W
1951	11/18/1951	at Pittsburgh	22-7 W
1951	12/16/1951	vs. Pittsburgh	20-10 L
1952	10/19/1952	at Pittsburgh	28-24 W
1952	11/2/1952	vs. Pittsburgh	24-23 L
1953	11/29/1953	at Pittsburgh	17-9 W
1953	12/13/1953	vs. Pittsburgh	14-13 L
1954	10/2/1954	at Pittsburgh	37-7 L
1954	11/14/1954	vs. Pittsburgh	17-14 W
1955	11/27/1955	at Pittsburgh	23-14 W
1955	12/11/1955	vs. Pittsburgh	28-17 W
1956	9/30/1956	at Pittsburgh	30-13 L
1956	12/16/1956	vs. Pittsburgh	23-0 L
1957	9/29/1957	at Pittsburgh	28-7 L
1957	12/15/1957	vs. Pittsburgh	10-3 W
1958	11/2/1958	at Pittsburgh	24-16 L
1958	12/7/1958	vs. Pittsburgh	14-14
1959	10/4/1959	at Pittsburgh	23-17 W
1959	10/18/1959	vs. Pittsburgh	27-6 L
1960	10/23/1960	vs. Pittsburgh	27-27
1960	11/27/1960	at Pittsburgh	22-10 L
1961	10/15/1961	at Pittsburgh	20-0 L
1961	12/10/1961	vs. Pittsburgh	30-14 L
1962	11/18/1962	at Pittsburgh	23-21 L
1962	12/16/1962	vs. Pittsburgh	27-24 L
1963	10/20/1963	at Pittsburgh	38-27 W
1963	11/17/1963	vs. Pittsburgh	34-28 L
1964	11/15/1964	at Pittsburgh	30-0 W
1964	12/6/1964	vs. Pittsburgh	14-7 L
1965	11/21/1965	at Pittsburgh	31-3 W
1965	12/19/1965	vs. Pittsburgh	35-14 W
1966	9/25/1966	at Pittsburgh	33-27 W
1966	10/2/1966	vs. Pittsburgh	24-10 W
1967	12/10/1967	vs. Pittsburgh	15-10 W
1968	10/13/1968	vs. Pittsburgh	16-13 W
1969	10/26/1969	at Pittsburgh	14-7 W
1973	11/5/1973	at Pittsburgh	21-16 L
1979	11/4/1979	at Pittsburgh	38-7 L
1985	11/24/1985	at Pittsburgh	30-23 W
1988	9/11/1988	vs. Pittsburgh	30-29 W
1991	11/17/1991	at Pittsburgh	41-14 W
1997	9/7/1997	at Pittsburgh	14-13 L
2000	12/16/2000	at Pittsburgh	24-3 L
2004	11/28/2004	at Pittsburgh	16-7 L
2008	11/3/2008	vs. Pittsburgh	23-6 L
2012	10/28/2012	at Pittsburgh	27-12 L
2016	9/12/2016	vs. Pittsburgh	38-16 L

SAN FRANCISCO



Washington trails overall series, 11-21-1
Cumulative score: Washington 607, 49ers 781

YEAR	DATE	GAME	RESULT
1952	11/16/1952	vs. San Francisco	23-17 L
1954	9/26/1954	at San Francisco	41-7 L
1955	11/13/1955	vs. San Francisco	7-0 W
1961	9/17/1961	at San Francisco	35-3 L
1967	11/12/1967	vs. San Francisco	31-28 W
1969	10/5/1969	at San Francisco	17-17
1970	9/20/1970	at San Francisco	26-17 L
1971	12/26/1971	at San Francisco	24-20 L*
1973	11/11/1973	vs. San Francisco	33-9 W
1976	11/7/1976	at San Francisco	24-21 W
1978	10/29/1978	vs. San Francisco	38-20 W
1981	10/4/1981	vs. San Francisco	30-17 L
1983	1/8/1984	vs. San Francisco	24-21 W*
1984	9/10/1984	at San Francisco	37-31 L
1985	12/1/1985	vs. San Francisco	35-8 L
1986	11/17/1986	vs. San Francisco	14-6 W
1988	11/21/1988	at San Francisco	37-21 L
1990	9/16/1990	at San Francisco	26-13 L
1990	1/12/1991	at San Francisco	28-10 L*
1992	1/9/1993	at San Francisco	20-13 L*
1994	11/6/1994	vs. San Francisco	37-22 L
1996	11/24/1996	vs. San Francisco	19-16 [OT] L
1998	9/14/1998	vs. San Francisco	45-10 L
1999	12/26/1999	at San Francisco	26-20 [OT] W
2002	9/22/2002	at San Francisco	20-10 L
2004	12/18/2004	at San Francisco	26-16 W
2005	10/23/2005	vs. San Francisco	52-17 W
2008	12/28/2008	at San Francisco	27-24 L
2011	11/6/2011	vs. San Francisco	19-11 L
2013	11/25/2013	vs. San Francisco	27-6 L
2014	11/23/2014	at San Francisco	17-13 L
2017	10/15/2017	vs. San Francisco	26-24 W
2019	10/20/2019	vs. San Francisco	9-0 L

SEATTLE



Washington leads overall series, 12-8
Cumulative score: Washington 366, Seahawks 342

YEAR	DATE	GAME	RESULT
1976	9/19/1976	vs. Seattle	31-7 W
1980	9/28/1980	vs. Seattle	14-0 L
1983	9/25/1983	at Seattle	27-17 W
1986	9/28/1986	vs. Seattle	19-14 W
1989	12/23/1989	at Seattle	29-0 W
1992	11/8/1992	at Seattle	16-3 W
1994	9/4/1994	vs. Seattle	28-7 L
1995	11/19/1995	vs. Seattle	27-20 L
1998	9/20/1998	at Seattle	24-14 L
2001	11/4/2001	vs. Seattle	27-14 W
2002	11/3/2002	at Seattle	14-3 W
2003	11/9/2003	vs. Seattle	27-20 W
2005	10/2/2005	vs. Seattle	20-17 [OT] W
2005	1/14/2006	at Seattle	20-10 L*
2007	1/5/2008	at Seattle	35-14 L*
2008	11/23/2008	at Seattle	20-17 W
2011	11/27/2011	at Seattle	23-17 W
2012	1/6/2013	vs. Seattle	24-14 L*
2014	10/6/2014	vs. Seattle	27-17 L
2017	11/5/2017	at Seattle	17-14 W

TAMPA BAY



Washington leads overall series, 12-11
Cumulative score: Washington 411, Buccaneers 428

YEAR	DATE	GAME	RESULT
1977	10/9/1977	at Tampa Bay	10-0 W
1982	9/19/1982	at Tampa Bay	21-13 W
1989	10/22/1989	vs. Tampa Bay	32-28 W
1993	12/5/1993	at Tampa Bay	23-17 W
1994	12/4/1994	at Tampa Bay	26-21 W
1994	12/18/1994	vs. Tampa Bay	17-14 L
1995	9/24/1995	at Tampa Bay	14-6 L
1998	12/8/1998	at Tampa Bay	24-10 L
1998	12/19/1998	vs. Tampa Bay	20-16 W
1999	1/15/2000	at Tampa Bay	14-13 L*
2000	10/1/2000	vs. Tampa Bay	20-17 [OT] W
2004	9/12/2004	vs. Tampa Bay	16-10 W
2005	11/13/2005	at Tampa Bay	36-35 L
2005	1/7/2006	at Tampa Bay	17-10 W*
2006	11/19/2006	at Tampa Bay	20-17 L
2007	11/25/2007	at Tampa Bay	19-13 L
2009	10/4/2009	vs. Tampa Bay	16-13 W
2010	12/12/2010	vs. Tampa Bay	17-16 L
2012	9/30/2012	at Tampa Bay	24-22 W
2014	11/16/2014	vs. Tampa Bay	27-7 L
2015	10/25/2015	vs. Tampa Bay	31-30 W
2018	11/11/2018	at Tampa Bay	16-3 W

TENNESSEE



Washington trails the overall series, 6-7
Cumulative score: Washington 250, Titans 274

YEAR	DATE	GAME	RESULT
1971	10/10/1971	vs. Houston	22-13 W
1975	10/19/1975	at Houston	13-10 L
1979	9/2/1979	vs. Houston	29-27 L
1985	9/15/1985	vs. Houston	16-13 W
1988	10/30/1988	at Houston	41-17 L
1991	11/3/1991	vs. Houston	16-13 [OT] W
1997	10/19/1997	at Tennessee	28-14 L
2000	10/30/2000	vs. Tennessee	27-21 L
2002	10/6/2002	at Tennessee	31-14 W
2006	10/15/2006	vs. Tennessee	25-22 L
2010	11/21/2010	at Tennessee	19-16 [OT] W
2014	10/19/2014	vs. Tennessee	19-17 W
2018	12/22/2018	at Tennessee	25-16 L

SERIES HISTORIES

ALL GAMES

ACTIVE FRANCHISES	OVERALL				REGULAR SEASON				POSTSEASON		
	W	L	T	G	W	L	T	G	W	L	G
49ers	11	21	1	33	10	18	1	29	1	3	4
Bears	26	24	1	51	22	21	1	44	4	3	7
Bengals	4	5	1	10	4	5	1	10	0	0	0
Bills	6	9	0	15	5	9	0	14	1	0	1
Broncos	7	7	0	14	6	7	0	13	1	0	1
Browns	12	33	1	46	12	33	1	46	0	0	0
Buccaneers	12	11	0	23	11	10	0	21	1	1	2
Cardinals [CHI/STL/PHX/ARI]	76	46	2	124	76	46	2	124	0	0	0
Chargers	7	4	0	11	7	4	0	11	0	0	0
Chiefs	1	9	0	10	1	9	0	10	0	0	0
Colts [BAL/IND]	10	21	0	31	10	21	0	31	0	0	0
Cowboys	45	73	2	120	43	73	2	118	2	0	2
Dolphins	6	9	0	15	5	8	0	13	1	1	2
Eagles	86	79	5	170	85	79	5	169	1	0	1
Falcons	15	10	1	26	14	10	1	25	1	0	1
Giants	68	102	4	174	67	101	4	172	1	1	2
Jaguars	5	1	0	6	5	1	0	6	0	0	0
Jets	8	4	0	12	8	4	0	12	0	0	0
Oilers/Titans [HOU/TEN]	6	7	0	13	6	7	0	13	0	0	0
Packers	16	21	1	38	15	19	1	35	1	2	3
Panthers	9	6	0	15	9	6	0	15	0	0	0
Patriots	6	5	0	11	6	5	0	11	0	0	0
Raiders [LA/OAK]	6	8	0	14	6	7	0	13	0	1	1
Rams [CLE/LA/STL]	26	13	1	40	24	11	1	36	2	2	4
Ravens	3	3	0	6	3	3	0	6	0	0	0
Saints	17	10	0	27	17	10	0	27	0	0	0
Seahawks	12	8	0	20	12	5	0	17	0	3	3
Spartans/Lions [Portsmouth/DET]	30	14	0	44	27	14	0	41	3	0	3
Steelers	42	33	3	78	42	33	3	78	0	0	0
Texans	2	3	0	5	2	3	0	5	0	0	0
Vikings	13	14	0	27	10	12	0	22	3	2	5

DEFUNCT/COMBINED FRANCHISES	OVERALL				REGULAR SEASON				POSTSEASON		
	W	L	T	G	W	L	T	G	W	L	G
Baltimore Colts [1949-50]	2	0	0	2	2	0	0	2	0	0	0
Boston Yanks/New York Bulldogs	9	2	1	12	9	2	1	12	0	0	0
Brooklyn Dodgers/Tigers	17	5	3	25	17	5	3	25	0	0	0
Chi-Pitt Cards/Steelers	1	0	0	1	1	0	0	1	0	0	0
Phil-Pitt Steagles	0	1	1	2	0	1	1	2	0	0	0
Staten Island Stapletons	1	0	0	1	1	0	0	1	0	0	0

SERIES HISTORIES

HOME GAMES

ACTIVE FRANCHISES	OVERALL				REGULAR SEASON				POSTSEASON		
	W	L	T	G	W	L	T	G	W	L	G
49ers	8	9	0	17	7	9	0	16	1	0	1
Bears	14	13	1	28	13	11	1	25	1	2	3
Bengals	3	2	0	5	3	2	0	5	0	0	0
Bills	3	3	0	6	3	3	0	6	0	0	0
Broncos	4	2	0	6	4	2	0	6	0	0	0
Browns	5	16	1	22	5	16	1	22	0	0	0
Buccaneers	6	4	0	10	6	4	0	10	0	0	0
Cardinals [CHI/STL/PHX/ARI]	48	20	0	68	48	20	0	68	0	0	0
Chargers	5	1	0	6	5	1	0	6	0	0	0
Chiefs	1	4	0	5	1	4	0	5	0	0	0
Colts [BAL/IND]	7	7	0	14	7	7	0	14	0	0	0
Cowboys	29	33	0	62	27	33	0	60	2	0	2
Dolphins	4	3	0	7	4	3	0	7	0	0	0
Eagles	44	38	3	85	44	38	3	85	0	0	0
Falcons	10	4	0	14	9	4	0	13	1	0	1
Giants	39	47	2	88	39	47	2	88	0	0	0
Jaguars	3	0	0	3	3	0	0	3	0	0	0
Jets	4	3	0	7	4	3	0	7	0	0	0
Oilers/Titans [HOU/TEN]	4	3	0	7	4	3	0	7	0	0	0
Packers	11	8	0	19	10	7	0	17	1	1	2
Panthers	6	2	0	7	6	2	0	8	0	0	0
Patriots	2	2	0	4	2	2	0	4	0	0	0
Raiders [LA/OAK]	3	4	0	7	3	4	0	7	0	0	0
Rams [CLE/LA/STL]	12	6	0	18	10	6	0	16	2	0	2
Ravens	2	2	0	4	2	2	0	4	0	0	0
Saints	8	5	0	13	8	5	0	13	0	0	0
Seahawks	5	5	0	10	5	4	0	9	0	1	1
Spartans/Lions [Portsmouth/DET]	21	3	0	24	18	3	0	21	3	0	3
Steelers	20	13	3	36	20	13	3	36	0	0	0
Texans	1	2	0	3	1	2	0	3	0	0	0
Vikings	7	7	0	14	5	7	0	12	2	0	2

DEFUNCT/COMBINED FRANCHISES	OVERALL				REGULAR SEASON				POSTSEASON		
	W	L	T	G	W	L	T	G	W	L	G
Baltimore Colts [1949-50]	1	0	0	1	1	0	0	1	0	0	0
Boston Yanks/New York Bulldogs	6	0	0	6	6	0	0	6	0	0	0
Brooklyn Dodgers/Tigers	10	1	1	12	10	1	1	12	0	0	0
Chi-Pitt Cards/Steelers	1	0	0	1	1	0	0	1	0	0	0
Phil-Pitt Steagles	0	1	0	1	0	1	0	1	0	0	0
Staten Island Stapletons	1	0	0	1	1	0	0	1	0	0	0

SERIES HISTORIES

AWAY GAMES

ACTIVE FRANCHISES	OVERALL				REGULAR SEASON				POSTSEASON		
	W	L	T	G	W	L	T	G	W	L	G
49ers	3	12	1	16	3	9	1	13	0	3	3
Bears	12	11	0	23	9	10	0	19	3	1	4
Bengals	1	3	1	5	1	3	1	5	0	0	0
Bills	2	6	0	8	2	6	0	8	0	0	0
Broncos	2	5	0	7	2	5	0	7	0	0	0
Browns	7	17	0	24	7	17	0	24	0	0	0
Buccaneers	5	7	0	12	4	6	0	10	1	1	2
Cardinals [CHI/STL/PHX/ARI]	28	26	2	56	28	26	2	56	0	0	0
Chargers	2	3	0	5	2	3	0	5	0	0	0
Chiefs	0	5	0	5	0	5	0	5	0	0	0
Colts [BAL/IND]	3	14	0	17	3	14	0	17	0	0	0
Cowboys	16	40	2	58	16	40	2	58	0	0	0
Dolphins	1	5	0	6	1	5	0	6	0	0	0
Eagles	42	41	2	85	41	41	2	84	1	0	1
Falcons	5	6	1	12	5	6	1	12	0	0	0
Giants	30	56	2	88	29	55	2	86	1	1	2
Jaguars	3	1	0	4	3	1	0	4	0	0	0
Jets	4	1	0	5	4	1	0	5	0	0	0
Oilers/Titans [HOU/TEN]	2	4	0	6	2	4	0	6	0	0	0
Packers	5	12	1	18	5	12	1	18	0	0	0
Panthers	3	4	0	7	3	4	0	7	0	0	0
Patriots	4	3	0	7	4	3	0	7	0	0	0
Raiders [LA/OAK]	3	3	0	6	3	3	0	6	0	0	0
Rams [CLE/LA/STL]	14	7	1	22	14	5	1	20	0	2	2
Ravens	1	1	0	2	1	1	0	2	0	0	0
Saints	9	4	0	13	9	4	0	13	0	0	0
Seahawks	7	3	0	10	7	1	0	8	0	2	2
Spartans/Lions [Portsmouth/DET]	9	11	0	20	9	11	0	20	0	0	0
Steelers	22	20	0	42	22	20	0	42	0	0	0
Texans	1	1	0	2	1	1	0	2	0	0	0
Vikings	6	7	0	13	5	5	0	10	1	2	3

DEFUNCT/COMBINED FRANCHISES	OVERALL				REGULAR SEASON				POSTSEASON		
	W	L	T	G	W	L	T	G	W	L	G
Baltimore Colts [1949-50]	1	0	0	1	1	0	0	1	0	0	0
Boston Yanks/New York Bulldogs	3	2	1	6	3	2	1	6	0	0	0
Brooklyn Dodgers/Tigers	7	4	2	13	7	4	2	13	0	0	0
Chi-Pitt Cards/Steelers	0	0	0	0	0	0	0	0	0	0	0
Phil-Pitt Steagles	0	0	1	1	0	0	1	1	0	0	0
Staten Island Stapletons	0	0	0	0	0	0	0	0	0	0	0

STARTING QBs BY DECADE (SINCE 1960)

RECORD AS WASHINGTON'S STARTING QUARTERBACK (REGULAR SEASON ONLY)

1960s

PLAYER	1960	1961	1962	1963	1964	1965	1966	1967	1968	1969	TOTAL
Ralph Guglielmi	1-8-2										1-8-2
Eagle Day	0-1										0-1
Norm Snead		1-12-1	5-7-2	3-11							9-30-3
Dick Shiner						0-1					0-1
Jim Ninowski									1-1		1-1
Sonny Jurgensen					6-8	6-7	7-7	5-6-3	4-8	7-5-2	35-41-5^ 52-51-5*
	1-9-2	1-12-1	5-7-2	3-11	6-8	6-8	7-7	5-6-3	5-9	7-5-2	

^Decade Record // *Career Record

1970s

PLAYER	1970	1971	1972	1973	1974	1975	1976	1977	1978	1979	TOTAL
Sonny Jurgensen	6-8	1-0	4-0	3-1	3-1						17-10^ 52-51-5*
Billy Kilmer		8-4-1	7-3	7-3	7-3	8-4	7-2	5-3	1-1		50-23-1
Randy Johnson						0-2					0-2
Joe Theismann							3-2	4-2	7-7	10-6	24-17^ 77-47*
	6-8	9-4-1	11-3	10-4	10-4	8-6	10-4	9-5	8-8	10-6	

^Decade Record // *Career Record

1980s

PLAYER	1980	1981	1982	1983	1984	1985	1986	1987	1988	1989	TOTAL
Joe Theismann	6-9	8-8	8-1	14-2	11-5	6-5					53-30^ 77-47*
Mike Kruczek	0-1										0-1
Jay Schroeder						4-1	12-4	8-2			24-7
Doug Williams								0-2	4-6	1-1	5-9
Ed Rubbert								3-0			3-0
Mark Rypien									3-3	9-5	12-8^ 45-27*
	6-10	8-8	8-1	14-2	11-5	10-6	12-4	11-4	7-9	10-6	

^Decade Record // *Career Record

STARTING QBs BY DECADE (SINCE 1960)

1990s

PLAYER	1990	1991	1992	1993	1994	1995	1996	1997	1998	1999	TOTAL
Mark Rypien	7-3	14-2	9-7	3-7							33-19^
Jeff Rutledge	0-1										0-1
Stan Humphries	3-2										3-2
Rich Gannon				1-3							1-3
Cary Conklin				0-2							0-2
Heath Shuler					1-7	3-2					4-9
John Friesz					1-3						1-3
Gus Frerotte					1-3	3-8	9-7	6-6-1	0-2		19-26-1
Jeff Hostetler								2-1			2-1
Trent Green									6-8		6-8
Brad Johnson										10-6	10-6^
	10-6	14-2	9-7	4-12	3-13	6-10	9-7	8-7-1	6-10	10-6	

2000s

PLAYER	2000	2001	2002	2003	2004	2005	2006	2007	2008	2009	TOTAL
Brad Johnson	7-4										7-4^
Jeff George	1-4	0-2									1-6
Tony Banks		8-6									8-6
Danny Wuerffel			2-2								2-2
Shane Matthews			3-4								3-4
Patrick Ramsey			2-3	4-7	3-4	1-0					10-14
Tim Hasselbeck				1-4							1-4
Mark Brunell					3-6	9-6	3-6				15-18
Jason Campbell							2-5	6-7	8-8	4-12	20-32
Todd Collins								3-0			3-0
	8-8	8-8	7-9	5-11	6-10	10-6	5-11	9-7	8-8	4-12	

2010s

PLAYER	2010	2011	2012	2013	2014	2015	2016	2017	2018	2019	TOTAL
Donovan McNabb	5-8										5-8
Rex Grossman	1-2	5-8									6-10
John Beck		0-3									0-3
Robert Griffin III			9-6	3-10	2-5						14-21
Kirk Cousins			1-0	0-3	1-4	9-7	8-7-1	7-9			26-30-1
Colt McCoy					1-3				0-2	0-1	1-6
Alex Smith									6-4		6-4
Mark Sanchez									0-1		0-1
Josh Johnson									1-2		1-2
Case Keenum										1-7	1-7
Dwayne Haskins Jr.										2-5	2-5
	6-10	5-11	10-6	3-13	4-12	9-7	8-7-1	7-9	7-9	3-13	

TITLES, GAMES AND ATTENDANCE

TITLES

DIVISION (15): 1936, 1937, 1940, 1942, 1943, 1945, 1972, 1982, 1983, 1984, 1987, 1991, 1999, 2012, 2015
NFC (5):	1972 Defeated Cowboys 26-3, Dec. 31, 1972 [at RFK] 1982 Defeated Cowboys 31-17, Jan. 22, 1983 [at RFK] 1983 Defeated 49ers 24-21, Jan. 8, 1984 [at RFK] 1987 Defeated Vikings 17-10, Jan. 17, 1988 [at RFK] 1991 Defeated Lions 41-10, Jan. 12, 1992 [at RFK]
CHAMPIONSHIPS (5):	1937 (8-3 record) Defeated Bears 28-21, in title game 1942 (10-1 record) Defeated Bears 14-6, in title game 1982 Defeated Dolphins 27-17 in Super Bowl XVII 1987 Defeated Broncos 42-10 in Super Bowl XXII 1991 Defeated Bills 37-24 in Super Bowl XXVI
PLAYOFF BERTHS (24): 1936, 1937, 1940, 1942, 1943, 1945, 1971, 1972, 1973, 1974, 1976, 1982, 1983, 1984, 1986, 1987, 1990, 1991, 1992, 1999, 2005, 2007, 2012, 2015

GAMES

Regular Season Record (1932-2018):	603-603-28 (.500)
Playoff Record (1932-2015):	23-19 (.548)
Most Victories, Season:	1991 - 17 (14-2 regular season, 3-0 playoffs, 17-2 overall)
Best Winning Pct., Season:	1982 - .923 (8-1 regular season, 4-0 playoffs, 12-1 overall)
Worst Winning Pct., Season:	1961 - .077 (1-12-1 regular season)
Most Consecutive Victories:	14 (10/04/42 - 11/07/43)
Most Consecutive Games Without Defeat:	17 (10/04/42 - 11/28/43) — 16 wins, no losses, one tie
Most Consecutive Losses:	17 (10/30/60 - 11/19/61)
Most Consecutive Games Without Victory:	23 (10/16/60 - 12/17/61) — 20 losses, 3 ties

ATTENDANCE

All-Time Attendance, Home and Away, Regular and Postseason:	65,629,332
All-Time Attendance, Home and Away, Regular Season:	64,289,009
All-Time Attendance, Home and Away, Postseason:	2,477,962
All-Time Attendance, Home Games, Regular and Postseason:	33,603,729
All-Time Attendance, Home Games, Regular Season:	32,629,210
All-Time Attendance, Home Games, Postseason:	974,519
All-Time Attendance, Road Games, Regular and Postseason:	32,730,446
All-Time Attendance, Road Games, Regular Season:	31,659,799
All-Time Attendance, Road Games, Postseason:	1,070,647
All-Time Attendance, Neutral Sites, Postseason:	432,796
Highest Attendance, Any Site:	103,667 [Jan. 30, 1983, SB XVII at the Rose Bowl]
Highest Attendance, Home Game:	90,910 [Dec. 30, 2007, vs. Dallas at FedExField]
Highest Attendance, Road Game:	93,099 [Nov. 24, 2016, at Dallas at AT&T Stadium]
Highest Home Attendance, Single Season (Total):	721,671 (2012, including one postseason game)
Highest Home Attendance, Single Season (Average):	89,625 (2005)
Highest Regular Season Home Attendance, Single Season (Total):	716,999 (2005)
Highest Regular Season Home Attendance, Single Season (Average):	89,625 (2005)

HOME STADIUM BREAKDOWN

FACILITY	G	TOTAL	AVG.	RECORD	ALL-TIME			REGULAR SEASON			POSTSEASON	
					W	L	T	W	L	T	W	L
Braves Field (1932)	6	63,500	10,583	18,000	2	3	1	2	3	1	0	0
Fenway Park (1933-36)	27	355,923	13,182	26,000	14	13	0	14	13	0	0	0
Griffith Stadium (1937-60)	145	4,119,319	28,409	47,457	81	58	6	80	57	6	1	1
RFK Stadium (1961-96)	278	14,260,098	51,295	65,454	173	102	3	162	101	3	11	1
FedExField (1997-Present)	187	14,804,889	79,171	90,910	86	92	1	84	83	1	1	2
TOTAL	643	33,603,729	52,261	90,910	359	273	11	346	269	11	13	4

TOP TENS: CAREER

GAMES PLAYED

PLAYER.....	YEARS.....	GAMES.....
1 Darrell Green.....	1983-02.....	295
2 Monte Coleman.....	1979-94.....	215
3 Art Monk.....	1980-93.....	205
4 Dave Butz.....	1975-88.....	203
5 Len Hauss.....	1964-77.....	196
6 Don Warren.....	1979-92.....	193
7 Chris Hanburger.....	1965-78.....	187
8 Jeff Bostic.....	1980-93.....	184
9 Mark Moseley.....	1974-86.....	182
10 Mike Bragg.....	1968-79.....	172

SCORING

PLAYER.....	YEARS.....	PTS.....	TD.....	PAT.....	FGM.....	2-PT.....
1 Mark Moseley.....	1974-86.....	1,206.....	0.....	417.....	263.....	0
2 Chip Lohmiller.....	1988-94.....	787.....	0.....	262.....	175.....	0
3 Charley Taylor.....	1964-77.....	540.....	90.....	0.....	0.....	0
4 Dustin Hopkins.....	2015-19.....	511.....	0.....	139.....	124.....	0
5 John Riggins.....	1976-85.....	510.....	85.....	0.....	0.....	0
6 Curt Knight.....	1969-73.....	475.....	0.....	172.....	101.....	0
7 Art Monk.....	1980-93.....	390.....	65.....	0.....	0.....	0
8 Jerry Smith.....	1965-77.....	360.....	60.....	0.....	0.....	0
9t Gary Clark.....	1985-92.....	348.....	58.....	0.....	0.....	0
9t Hugh Taylor.....	1947-54.....	348.....	58.....	0.....	0.....	0

TOTAL TOUCHDOWNS

PLAYER.....	YEARS.....	TD.....
1 Charley Taylor.....	1964-77.....	90
2 John Riggins.....	1976-85.....	85
3 Art Monk.....	1980-93.....	65
4 Jerry Smith.....	1965-77.....	60
5t Gary Clark.....	1985-92.....	58
5t Hugh Taylor.....	1947-54.....	58
7 Larry Brown.....	1969-76.....	55
8 Bobby Mitchell.....	1962-68.....	53
9 Clinton Portis.....	2004-10.....	49
10t Stephen Davis.....	1996-02.....	48
10t Santana Moss.....	2005-14.....	48



RUSHING YARDS

PLAYER.....	YEARS.....	YDS.....	ATT.....	AVG.....	LG.....	TD.....
1 John Riggins.....	1976-85.....	7,472.....	1,988.....	3.8.....	66t.....	79
2 Clinton Portis.....	2004-10.....	6,824.....	1,667.....	4.1.....	78.....	46
3 Larry Brown.....	1969-76.....	5,875.....	1,530.....	3.8.....	75t.....	35
4 Stephen Davis.....	1996-02.....	5,790.....	1,383.....	4.2.....	76t.....	45
5 Alfred Morris.....	2012-15.....	4,713.....	1,078.....	4.4.....	48.....	29
6 Terry Allen.....	1995-98.....	4,086.....	1,043.....	3.9.....	49t.....	37
7 Earnest Byner.....	1989-93.....	3,950.....	990.....	4.0.....	32.....	25
8 Cliff Battles.....	1932-37.....	3,511.....	839.....	4.2.....	-.....	23
9 Mike Thomas.....	1975-78.....	3,359.....	878.....	3.8.....	34.....	15
10 Ladell Betts.....	2002-09.....	3,176.....	776.....	4.1.....	27.....	13

RUSHING ATTEMPTS

PLAYER.....	YEARS.....	ATT.....
1 John Riggins.....	1976-85.....	1,988
2 Clinton Portis.....	2004-10.....	1,667
3 Larry Brown.....	1969-76.....	1,530
4 Stephen Davis.....	1996-02.....	1,383
5 Alfred Morris.....	2012-15.....	1,078
6 Terry Allen.....	1995-98.....	1,043
7 Earnest Byner.....	1989-93.....	990
8 Mike Thomas.....	1975-78.....	878
9 Cliff Battles.....	1932-37.....	839
10 Ladell Betts.....	2002-09.....	776

RUSHING TOUCHDOWNS

PLAYER.....	YEARS.....	TD.....
1 John Riggins.....	1976-85.....	79
2 Clinton Portis.....	2004-10.....	46
3 Stephen Davis.....	1996-02.....	45
4 Terry Allen.....	1995-98.....	37
5 Larry Brown.....	1969-76.....	35
6 George Rogers.....	1985-87.....	31
7 Alfred Morris.....	2012-15.....	29
8 Earnest Byner.....	1989-93.....	25
9 Cliff Battles.....	1932-37.....	23
10 Don Bosseler.....	1957-64.....	22

PASSING YARDS

PLAYER.....	YEARS.....	YDS.....	ATT.....	COMP.....	PCT.....
1 Joe Theismann.....	1974-85.....	25,206.....	3,602.....	2,044.....	56.7
2 Sonny Jurgensen.....	1964-74.....	22,585.....	3,155.....	1,831.....	58.0
3 Sammy Baugh.....	1937-52.....	21,886.....	2,995.....	1,693.....	56.5
4 Kirk Cousins.....	2012-17.....	16,206.....	2,096.....	1,372.....	65.5
5 Mark Ryplen.....	1988-93.....	15,928.....	2,207.....	1,244.....	56.4
6 Billy Kilmer.....	1971-78.....	12,352.....	1,791.....	953.....	53.2
7 Jason Campbell.....	2006-09.....	10,860.....	1,637.....	1,002.....	61.2
8 Gus Frerotte.....	1994-98.....	9,769.....	1,422.....	744.....	52.3
9 Norm Snead.....	1961-63.....	8,306.....	1,092.....	531.....	48.6
10 Robert Griffin III.....	2012-14.....	8,097.....	1,063.....	679.....	63.9

PASS ATTEMPTS

PLAYER.....	YEARS.....	ATT.....
1 Joe Theismann.....	1974-85.....	3,602
2 Sonny Jurgensen.....	1964-74.....	3,155
3 Sammy Baugh.....	1937-52.....	2,995
4 Mark Ryplen.....	1988-93.....	2,207
5 Kirk Cousins.....	2012-17.....	2,096
6 Billy Kilmer.....	1971-78.....	1,791
7 Jason Campbell.....	2006-09.....	1,637
8 Gus Frerotte.....	1994-98.....	1,422
9 Eddie LeBaron.....	1952-59.....	1,104
10 Norm Snead.....	1961-63.....	1,092

TOP TENS: CAREER

PASS COMPLETIONS

PLAYER.....	YEARS.....	COMP.
1 Joe Theismann.....	1974-85.....	2,044
2 Sonny Jurgensen.....	1964-74.....	1,831
3 Sammy Baugh.....	1937-52.....	1,693
4 Kirk Cousins.....	2012-17.....	1,372
5 Mark Rypien.....	1988-93.....	1,244
6 Jason Campbell.....	2006-09.....	1,002
7 Billy Kilmer.....	1971-78.....	953
8 Gus Frerotte.....	1994-98.....	744
9 Robert Griffin III.....	2012-14.....	679
10 Brad Johnson.....	1999-00.....	544

PASSING TOUCHDOWNS

PLAYER.....	YEARS.....	TD
1 Sammy Baugh.....	1937-52.....	187
2 Sonny Jurgensen.....	1964-74.....	179
3 Joe Theismann.....	1974-85.....	160
4 Billy Kilmer.....	1971-78.....	103
5 Mark Rypien.....	1988-93.....	101
6 Kirk Cousins.....	2012-17.....	99
7 Eddie LeBaron.....	1952-59.....	59
8 Jason Campbell.....	2006-09.....	55
9 Gus Frerotte.....	1994-98.....	48
10 Norm Snead.....	1961-63.....	46

RECEIVING YARDS

PLAYER.....	YEARS.....	YDS.
1 Art Monk.....	1980-93.....	12,026
2 Charley Taylor.....	1964-77.....	9,110
3 Gary Clark.....	1985-92.....	8,742
4 Santana Moss.....	2005-14.....	7,867
5 Bobby Mitchell.....	1962-68.....	6,492
6 Ricky Sanders.....	1986-93.....	5,854
7 Jerry Smith.....	1965-77.....	5,496
8 Hugh Taylor.....	1947-54.....	5,233
9 Chris Cooley.....	2004-12.....	4,711
10 Pierre Garçon.....	2012-16.....	4,549

RECEPTIONS

PLAYER.....	YEARS.....	REC.....	YDS.....	AVG.....	LG.....	TD
1 Art Monk.....	1980-93.....	888	12,026	13.5	79t	65
2 Charley Taylor.....	1964-77.....	649	9,110	14.0	88t	79
3 Santana Moss.....	2005-14.....	581	7,867	13.5	78t	47
4 Gary Clark.....	1985-92.....	549	8,742	15.9	84t	58
5 Chris Cooley.....	2004-12.....	429	4,711	11.0	66t	33
6 Jerry Smith.....	1965-77.....	421	5,496	13.1	56	60
7 Ricky Sanders.....	1986-93.....	414	5,854	14.1	71	36
8 Bobby Mitchell.....	1962-68.....	393	6,492	16.5	99t	49
9 Pierre Garçon.....	2012-16.....	376	4,549	12.1	88t	21
10 Jordan Reed.....	2013-18.....	329	3,371	10.2	38	24

RECEIVING TOUCHDOWNS

PLAYER.....	YEARS.....	TD
1 Charley Taylor.....	1964-77.....	79
2 Art Monk.....	1980-93.....	65
3 Jerry Smith.....	1965-77.....	60
4t Gary Clark.....	1985-92.....	58
4t Hugh Taylor.....	1947-54.....	58
6 Bobby Mitchell.....	1962-68.....	49
7 Santana Moss.....	2005-14.....	47
8 Ricky Sanders.....	1986-93.....	36
9 Chris Cooley.....	2004-12.....	33
10t Michael Westbrook.....	1995-01.....	24
10t Jordan Reed.....	2013-18.....	24



SACKS (SINCE 1982)

PLAYER.....	YEARS.....	SACKS
1 Dexter Manley.....	1981-89.....	*91.0
2 Ryan Kerrigan.....	2011-19.....	90.0
3 Charles Mann.....	1983-93.....	82.0
4 Monte Coleman.....	1979-94.....	*43.5
5 Ken Harvey.....	1994-98.....	41.5
6 Brian Drakpo.....	2009-14.....	40.0
7 Dave Butz.....	1975-88.....	*35.5
8 Andre Carter.....	2006-10.....	34.0
9 Bruce Smith.....	2000-03.....	29.0
10 Darryl Grant.....	1981-90.....	*27.0

* Incomplete Data [stat was not official until 1982]

INTERCEPTIONS

PLAYER.....	YEARS.....	INT.....	YDS.....	AVG.....	LG.....	TD
1 Darrell Green.....	1983-02.....	54	621	11.5	*83t	6
2 Brig Owens.....	1966-77.....	36	686	19.1	*60t	3
3 Sammy Baugh.....	1937-52.....	*31	*491	*15.8	*74	0
4 Mike Bass.....	1969-75.....	30	478	15.9	68t	3
5 Joe Lavender.....	1976-82.....	*29	*338	*11.7	*51t	1
6 Paul Krause.....	1964-67.....	28	333	11.9	43	1
7t Pat Fischer.....	1968-77.....	27	412	15.3	*67	1
7t Mark Murphy.....	1977-84.....	27	282	10.4	*48	0
9 Ken Houston.....	1973-80.....	24	248	10.3	*37	0
10 DeAngelo Hall.....	2008-13.....	23	369	16.0	92t	3

FIELD GOAL PCT. (MIN. 50 ATT.)

PLAYER.....	YEARS.....	PCT.
1 Kai Forbath.....	2012-15.....	87.0 (60-69)
2 Dustin Hopkins.....	2015-19.....	84.9 (124-146)
3 Shaun Suisham.....	2006-09.....	80.2 (81-101)
4 John Hall.....	2003-06.....	78.3 (54-69)
5 Brett Conway.....	1998-02.....	75.4 (52-69)
6 Graham Gano.....	2009-11.....	73.8 (36-59)
7 Scott Blanton.....	1996-98.....	73.3 (44-60)
8 Chip Lohmiller.....	1988-94.....	71.4 (175-245)
9 Mark Moseley.....	1974-86.....	66.2 (263-397)
10 Curt Knight.....	1969-73.....	57.7 (101-175)

TOP TENS: CAREER

FIELD GOALS MADE

PLAYER.....	YEARS.....	FG
1 Mark Moseley	1974-86	263
2 Chip Lohmiller	1988-94	175
3 Dustin Hopkins	2015-19	124
4 Curt Knight	1989-73	101
5 Shaun Suisham	2006-09	81
6 Kai Forbath	2012-15	60
7 Graham Gano	2009-11	59
8t Sam Baker	1953-59	54
8t John Hall	2003-06	54
10 Brett Conway	1998-02	52

PUNTING AVERAGE (MIN. 50 PUNTS)

PLAYER.....	YEARS.....	AVG.
1 Tress Way	2014-19	46.6
2 Sammy Baugh	1937-52	45.1
3 Reggie Roby	1993-94	44.3
4 Tom Tupa	2004	44.1
5 Matt Turk	1995-99	43.8
6 Sam Baker	1953-59	43.4
7 Sav Rocca	2011-13	42.9
8t Steve Cox	1985-88	42.0
8t Eagle Day	1950-60	42.0
8t Pat Richter	1963-70	42.0

PUNTING YARDS

PLAYER.....	YEARS.....	YDS.
1 Mike Bragg	1968-79	35,746
2 Tress Way	2014-18	20,386
3 Matt Turk	1995-99	16,981
4 Sammy Baugh	1937-52	15,245
5 Pat Richter	1963-70	14,183
6 Sam Baker	1953-59	9,673
7 Derrick Frost	2005-07	9,617
8 Sav Rocca	2011-13	9,352
9 Bryan Barker	2001-03	9,048
10 Steve Cox	1985-88	8,238

PUNTS

PLAYER.....	YEARS.....	PUNTS
1 Mike Bragg	1968-79	896
2 Tress Way	2014-18	437
3 Matt Turk	1995-99	388
4t Sammy Baugh	1937-52	338
4t Pat Richter	1963-70	338
6 Derrick Frost	2005-07	232
7 Sam Baker	1953-59	223
8 Bryan Barker	2001-03	222
9 Sav Rocca	2011-13	218
10 Jeff Hayes	1982-85	211

KICKOFF RETURN YARDS

PLAYER.....	YEARS.....	YDS.....	KR	AVG.....	LG ...TD
1 Brian Mitchell.....	1990-99	9,586	421	22.8	101t ...2
2 Rock Cartwright.....	2002-09	5,332	222	24.4	100t ...1
3 Mike Nelms.....	1980-84	4,128	175	23.6	84 ...0
4 Dick James.....	1956-63	3,949	155	25.5	72 ...0
5 Brandon Banks.....	2010-12	2,856	119	24.0	96t ...1
6 Rickie Harris	1965-70	2,326	102	22.8	54 ...0
7 Eddie Saenz.....	1946-51	2,191	93	23.6	94t ...2
8 Ladell Betts.....	2002-09	2,062	86	24.0	94t ...1
9 James Thrash.....	below*	1,903	85	22.5	95t ...1
10 Larry Jones.....	1974-77	1,816	73	24.8	102t ...1

*1997-2000, 2004-09

PUNT RETURN YARDS

PLAYER.....	YEARS.....	YDS.....	PR	AVG.....	LG ...TD
1 Brian Mitchell.....	1990-99	3,476	317	11.0	84t ...7
2 Mike Nelms.....	1980-84	1,948	212	9.2	75t ...2
3 Eddie Brown.....	1975-77	1,150	111	10.4	*71t ...1
4 Rickie Harris	1965-70	1,005	119	8.4	86t ...3
5 Brandon Banks.....	2010-12	937	100	9.4	55 ...0
6 Antwaan Randle El	2006-09	907	129	7.0	87t ...1
7 Dick James.....	1956-63	794	98	8.1	39 ...0
8 Jamison Crowder	2015-18	677	86	7.9	85t ...1
9 Eddie Saenz.....	1946-51	643	59	10.9	*32 ...0
10 Andy Farkas.....	1938-44	*630	*52	*12.1	*59 ...1



TOP TENS: SINGLE-SEASON

SCORING

PLAYER.....	YEAR.....	PTS.....	TD.....	PAT.....	FGM.....	2-PT.....
1 Mark Moseley	1983.....	181.....	0.....	62.....	33.....	0.....
2 Chip Lohmiller	1991.....	149.....	0.....	56.....	31.....	0.....
3 John Riggins	1983.....	144.....	24.....	0.....	0.....	0.....
4 Dustin Hopkins	2016.....	138.....	0.....	36.....	34.....	0.....
5 Chip Lohmiller	1990.....	131.....	0.....	41.....	30.....	0.....
6 Chip Lohmiller	1989.....	128.....	0.....	41.....	29.....	0.....
7 Terry Allen.....	1996.....	126.....	21.....	0.....	0.....	0.....
8t Chip Lohmiller	1992.....	120.....	0.....	30.....	30.....	0.....
8t Mark Moseley	1984.....	120.....	0.....	48.....	24.....	0.....
9t Graham Gano	2011.....	118.....	0.....	25.....	31.....	0.....
9t Scott Blanton [R]	1996.....	118.....	0.....	40.....	26.....	0.....

TOTAL TOUCHDOWNS

PLAYER.....	YEAR.....	TD.....
1 John Riggins	1983.....	24.....
2 Terry Allen.....	1996.....	21.....
3 George Rogers	1986.....	18.....
4 Stephen Davis	1999.....	17.....
5 Charley Taylor	1986.....	15.....
6t Larry Brown	1973.....	14.....
6t John Riggins	1984.....	14.....
8t John Riggins	1981.....	13.....
8t Alfred Morris.....	2012.....	13.....
10t Seven players tied.....		12.....

RUSHING YARDS

PLAYER.....	YEAR.....	YDS.....	ATT.....	AVG.....	LG.....	TD.....
1 Alfred Morris.....	2012.....	1,613.....	335.....	4.8.....	39t.....	13.....
2 Clinton Portis	2005.....	1,516.....	352.....	4.3.....	47t.....	11.....
3 Clinton Portis	2008.....	1,487.....	342.....	4.3.....	31.....	9.....
4 Stephen Davis	2001.....	1,432.....	356.....	4.0.....	32.....	5.....
5 Stephen Davis	1999.....	1,405.....	290.....	4.8.....	76t.....	17.....
6 Terry Allen.....	1996.....	1,353.....	347.....	3.9.....	49t.....	21.....
7 John Riggins	1983.....	1,347.....	375.....	3.6.....	44.....	24.....
8 Stephen Davis	2000.....	1,318.....	332.....	4.0.....	50t.....	11.....
9 Clinton Portis	2004.....	1,315.....	343.....	3.8.....	64t.....	5.....
10 Terry Allen.....	1995.....	1,309.....	338.....	3.9.....	28.....	10.....

RUSHING ATTEMPTS

PLAYER.....	YEAR.....	ATT.....
1 John Riggins	1983.....	375.....
2 Stephen Davis	2001.....	356.....
3 Clinton Portis	2005.....	352.....
4 Terry Allen.....	1996.....	347.....
5 Clinton Portis	2004.....	343.....
6 Clinton Portis	2008.....	342.....
7 Terry Allen.....	1995.....	338.....
8 Alfred Morris [R].....	2012.....	335.....
9 Stephen Davis	2000.....	332.....
10 John Riggins	1984.....	327.....

RUSHING TOUCHDOWNS

PLAYER.....	YEAR.....	TD.....
1 John Riggins	1983.....	24.....
2 Terry Allen.....	1996.....	21.....
3 George Rogers	1986.....	18.....
4 Stephen Davis	1999.....	17.....
5 John Riggins	1984.....	14.....
6t John Riggins	1981.....	13.....
6t Alfred Morris	2012.....	13.....
8t Stephen Davis	2000.....	11.....
8t Clinton Portis	2005.....	11.....
8t Clinton Portis	2007.....	11.....
8t Gerald Riggs.....	1991.....	11.....

PASSING YARDS

PLAYER.....	YEAR.....	YDS.....	ATT.....	COMP.....	TD.....	INT.....
1 Kirk Cousins	2016.....	4,917.....	606.....	406.....	25.....	12.....
2 Kirk Cousins	2015.....	4,166.....	543.....	379.....	29.....	11.....
3 Jay Schroeder	1986.....	4,109.....	541.....	276.....	22.....	22.....
4 Kirk Cousins	2017.....	4,093.....	540.....	347.....	27.....	13.....
5 Brad Johnson	1999.....	4,005.....	519.....	316.....	24.....	13.....
6 Mark Rypien.....	1989.....	3,768.....	476.....	280.....	22.....	13.....
7 Sonny Jurgensen.....	1967.....	3,747.....	508.....	288.....	31.....	16.....
8 Joe Theismann.....	1983.....	3,714.....	459.....	276.....	29.....	11.....
9 Jason Campbell	2009.....	3,618.....	507.....	327.....	20.....	15.....
10 Joe Theismann.....	1981.....	3,568.....	496.....	293.....	19.....	20.....

PASS ATTEMPTS

PLAYER.....	YEAR.....	ATT.....
1 Kirk Cousins	2016.....	606.....
2 Kirk Cousins	2015.....	543.....
3 Jay Schroeder	1986.....	541.....
4 Kirk Cousins	2017.....	540.....
5 Brad Johnson	1999.....	519.....
6 Trent Green.....	1998.....	509.....
7 Sonny Jurgensen.....	1967.....	508.....
8 Jason Campbell	2009.....	507.....
9 Jason Campbell	2008.....	506.....
10 Joe Theismann.....	1981.....	496.....

PASS COMPLETIONS

PLAYER.....	YEARS.....	COMP.....
1 Kirk Cousins	2016.....	406.....
2 Kirk Cousins	2015.....	379.....
3 Kirk Cousins	2017.....	347.....
4 Jason Campbell	2009.....	327.....
5 Brad Johnson	1999.....	316.....
6 Jason Campbell	2008.....	315.....
7 Joe Theismann.....	1981.....	293.....
8 Sonny Jurgensen.....	1967.....	288.....
9 Joe Theismann.....	1984.....	283.....
10 Mark Rypien.....	1989.....	280.....

PASSING TOUCHDOWNS

PLAYER.....	YEARS.....	TD.....
1 Sonny Jurgensen.....	1967.....	31.....
2t Kirk Cousins	2015.....	29.....
2t Joe Theismann.....	1983.....	29.....
4t Sonny Jurgensen.....	1966.....	28.....
4t Mark Rypien.....	1991.....	28.....
6 Kirk Cousins	2017.....	27.....
7t Sammy Baugh	1947.....	25.....
7t Kirk Cousins	2016.....	25.....
9t Brad Johnson	1999.....	24.....
9t Sonny Jurgensen.....	1964.....	24.....
9t Joe Theismann.....	1984.....	24.....

PASSER RATING

PLAYER.....	YEAR.....	RATING.....
1 Sammy Baugh	1945.....	109.9.....
2 Robert Griffin III [R]	2012.....	102.4.....
3 Kirk Cousins	2015.....	101.6.....
4 Mark Rypien.....	1991.....	97.9.....
5 Kirk Cousins	2016.....	97.2.....
6 Joe Theismann.....	1983.....	97.0.....
7 Kirk Cousins	2017.....	93.9.....
8 Sammy Baugh	1947.....	92.0.....
9 Sonny Jurgensen.....	1970.....	91.5.....
10 Joe Theismann.....	1982.....	91.3.....

TOP TENS: SINGLE-SEASON

RECEIVING YARDS

PLAYER.....	YEAR.....	YDS.
1 Santana Moss.....	2005.....	1,483
2 Bobby Mitchell.....	1963.....	1,436
3 Henry Ellard.....	1994.....	1,397
4 Bobby Mitchell.....	1962.....	1,384
5 Art Monk.....	1984.....	1,372
6 Pierre Garçon.....	2013.....	1,346
7 Gary Clark.....	1991.....	1,340
8 Gary Clark.....	1986.....	1,265
9 Gary Clark.....	1989.....	1,229
10 Art Monk.....	1985.....	1,226

RECEPTIONS

PLAYER.....	YEAR.....	REC.
1 Pierre Garçon.....	2013.....	113
2 Art Monk.....	1984.....	106
3 Santana Moss.....	2010.....	93
4 Art Monk.....	1985.....	91
5 Laveranues Coles.....	2004.....	90
6 Jordan Reed.....	2015.....	87
7 Art Monk.....	1989.....	86
8 Santana Moss.....	2005.....	84
9t Jordan Reed.....	2015.....	83
9t Chris Cooley.....	2008.....	83

RECEIVING TOUCHDOWNS

PLAYER.....	YEAR.....	TD
1t Ricky Sanders.....	1988.....	12
1t Jerry Smith.....	1967.....	12
1t Charley Taylor.....	1966.....	12
1t Hugh Taylor.....	1952.....	12
5t Jordan Reed.....	2015.....	11
5t Bobby Mitchell.....	1962.....	11
7t Gary Clark.....	1991.....	10
7t Bobby Mitchell.....	1964.....	10
9t Gary Clark.....	1989.....	9
9t Bobby Mitchell.....	1966.....	9
9t Santana Moss.....	2005.....	9
9t Pat Richter.....	1968.....	9
9t Jerry Smith.....	1969.....	9
9t Jerry Smith.....	1970.....	9
9t Charley Taylor.....	1967.....	9
9t Hugh Taylor.....	1949.....	9
9t Hugh Taylor.....	1950.....	9
9t Michael Westbrook.....	1999.....	9

SACKS [SINCE 1982]

PLAYER.....	YEAR.....	SACKS
1 Dexter Manley.....	1986.....	18.5
2 Dexter Manley.....	1985.....	15.0
3 Charles Mann.....	1985.....	14.5
4t Ryan Kerrigan.....	2014.....	13.5
4t Ken Harvey.....	1994.....	13.5
4t Dexter Manley.....	1984.....	13.5
7t Ryan Kerrigan.....	2018.....	13.0
7t Ryan Kerrigan.....	2017.....	13.0
9 Marco Coleman.....	2000.....	12.5
10t Dave Butz.....	1983.....	11.5
10t Charles Mann.....	1991.....	11.5
12t Ryan Kerrigan.....	2016.....	11.0
12t Andre Carter.....	2009.....	11.0
12t Brian Orakpo [R].....	2009.....	11.0
12t LaVar Arrington.....	2002.....	11.0
12t Dexter Manley.....	1983.....	11.0
12t Rich Owens.....	1996.....	11.0

INTERCEPTIONS

PLAYER.....	YEAR.....	INT
1 Dan Sandifer [R].....	1948.....	13
2 Paul Krause [R].....	1964.....	12
3 Sammy Baugh.....	1943.....	11
4 Don Doll.....	1953.....	10
5t Dick Alban.....	1954.....	9
5t Mark Murphy.....	1983.....	9
5t Lemar Parrish.....	1979.....	9
5t Barry Wilburn.....	1987.....	9
9t Mike Bass.....	1971.....	8
9t Norb Hecker.....	1956.....	8
9t Paul Krause.....	1967.....	8
9t Joe Lavender.....	1976.....	8
9t Brig Owens.....	1968.....	8

FIELD GOAL PCT. [MIN. 1 FGA/G]

PLAYER.....	YEAR.....	PCT.
1 Mark Moseley.....	1982.....	95.2 (20-21)
2 Kai Forbath.....	2012.....	94.4 (17-18)
3 Dustin Hopkins.....	2018.....	89.7 (26-29)
4 Dustin Hopkins.....	2015.....	89.3 (25-28)
5 Kai Forbath.....	2014.....	88.9 (24-27)
6 Shaun Suisham.....	2009.....	85.7 (18-21)
7 Dustin Hopkins.....	2019.....	83.3 (25-30)
8 Shaun Suisham.....	2007.....	82.9 (29-35)
9 Kai Forbath.....	2013.....	81.8 (18-22)
10 Scott Blanton [R].....	1996.....	81.3 (26-32)

FIELD GOALS MADE

PLAYER.....	YEAR.....	FG
1 Dustin Hopkins.....	2016.....	34
2 Mark Moseley.....	1983.....	33
3t Graham Gano.....	2011.....	31
3t Chip Lohmiller.....	1991.....	31
5t Chip Lohmiller.....	1990.....	30
5t Chip Lohmiller.....	1992.....	30
7t Curt Knight.....	1971.....	29
7t Chip Lohmiller.....	1989.....	29
7t Shaun Suisham.....	2007.....	29
10 Eddie Murray.....	1995.....	27

PUNTING AVERAGE

PLAYER.....	YEAR.....	AVG.
1 Tress Way.....	2019.....	49.6
2 Sammy Baugh.....	1940.....	51.4
3 Sammy Baugh.....	1941.....	48.7
4 Sammy Baugh.....	1942.....	48.2
5 Tress Way.....	2014.....	47.5
6 Tress Way.....	2015.....	46.1
7 Sammy Baugh.....	1943.....	45.9
8 Tress Way.....	2017.....	45.7
9 Sam Baker.....	1959.....	45.5
10 Sam Baker.....	1958.....	45.4

TOP TENS: SINGLE-SEASON

NET PUNTING AVERAGE (SINCE 1976)

	PLAYER.....	YEAR.....	AVG.
1	Tress Way	2019	44.1
2	Tress Way	2018	41.5
3	Tress Way	2014	40.0
4	Tress Way	2015	39.8
5	Matt Turk	1997	39.2
6	Matt Turk	1996	39.2
7	Tress Way	2017	39.0
8	Sav Rocca	2011	39.0
9	Matt Turk	1998	39.0
10	Tress Way	2016	38.9

PUNTING YARDS

	PLAYER.....	YEAR.....	YDS.
1	Tom Tupa	2004	4,544
2	Matt Turk	1998	4,103
3	Mike Bragg	1978	4,056
4	Tress Way	2019	3,913
5	Matt Turk	1997	3,788
6	Tress Way	2017	3,794
7	Pat Richter	1964	3,749
8	Bryan Barker	2001	3,747
9	Tress Way	2014	3,659
10	Reggie Roby	1994	3,639

PUNTS

	PLAYER.....	YEAR.....	PUNTS
1t	Mike Bragg	1978	103
1t	Tom Tupa	2004	103
3	Matt Turk	1998	93
4t	Mike Bragg	1977	91
4t	Pat Richter	1964	91
6t	Bryan Barker	2001	90
6t	Mike Bragg	1976	90
8	Mike Connell	1980	85
9t	Bryan Barker	2003	84
9t	Sav Rocca	2013	84
9t	Matt Turk	1997	84

KICKOFF RETURN AVERAGE

	PLAYER.....	YEAR.....	AVG.....	ATT.....	YDS.....	LG.....	TD
1	Mike Nelms	1981	29.7	37	1,099	84	0
2	Dick James	1981	29.4	21	617	48	0
3	Larry Jones (R)	1974	29.2	23	672	102t	1
4	Herb Mul-Key	1973	28.1	36	1,011	97t	1
5	Joe Scudero	1955	28.0	25	699	94t	1
6	Dick James	1962	27.8	32	889	72	0
7	Dick James	1963	27.7	30	830	48	0
8	Eddie Saenz	1947	27.5	29	797	94t	2
9	Speedy Duncan	1971	26.8	27	724	48	0
10	Dale Atkeson (R)	1954	26.0	24	623	99t	1

KICKOFF RETURN YARDS

	PLAYER.....	YEAR.....	YARDS
1	Rock Cartwright	2006	1,541
2	Brian Mitchell	1994	1,478
3	Brian Mitchell	1995	1,408
4	Rock Cartwright	2007	1,339
5	Brian Mitchell	1998	1,337
6	Rock Cartwright	2008	1,307
7	Brian Mitchell	1996	1,258
8	Brandon Banks	2011	1,174
9	Brandon Banks (R)	2010	1,155
10	Michael Bates	2001	1,150

PUNT RETURN AVERAGE

	PLAYER.....	YEAR.....	ATT.....	YDS.....	AVG.....	LG.....	TD
1	Johnny Williams (R) ..	1952	24	366	15.3	74t	2
2	Brian Mitchell	1994	32	452	14.1	78t	2
3	Eddie Brown	1976	48	646	13.5	71t	1
4	Brian Mitchell	1991	45	600	13.3	69t	2
5	Eddie Saenz	1947	24	308	12.8	30	0
6	Brian Mitchell	1995	25	315	12.6	59t	1
7	Eric Metcalf	2001	33	412	12.5	89t	1
8	Rickie Harris (R)	1965	31	377	12.2	57t	1
9	Jamison Crowder	2016	27	328	12.1	85t	1
10	Steve Bagarus (R) ..	1945	21	251	12.0	28	0

PUNT RETURN YARDS

	PLAYER.....	YEAR.....	YARDS
1	Eddie Brown	1976	646
2	Brian Mitchell	1991	600
3	Brian Mitchell	1998	506
4	Mike Nelms	1981	492
5	Mike Nelms	1980	487
6t	Eddie Brown	1977	452
6t	Brian Mitchell	1994	452
8	Tony Green (R)	1978	443
9	Brian Mitchell	1997	442
10	Brandon Banks (R)	2010	431

YEAR-BY-YEAR STAT COMPARISON

YEAR	SCORING			RUSHING			PASSING			DWN-OPP			DWN-OPP			DWN-OPP			DWN-OPP		
	PTS	PPG	PPG-OPP	ATT	YDS	YDS-OPP	AVG	TD	INT	COM	PCT	YDS	AVG	TD	INT	COM	PCT	YDS	AVG	TD	INT
1932	55-79	55-79	55-79	304	1,249	1,249	4.1	4	92	17	18.5	213	2.3	1	15	17	18.5	213	2.3	1	15
1933	55-79	85-81	2,558-1,159	466-329	4.8-3.5	11-6	106-162	33-72	311-44.4	33-72	311-44.4	514-1,312	4.9-8.1	1-7	25-24	33-72	311-44.4	514-1,312	4.9-8.1	1-7	25-24
1934	103-97	89-78	1,668-1,715	415-408	4.0-4.1	10-5	138-159	35-45	25.4-28.3	35-45	25.4-28.3	459-682	3.3-4.3	4-4	22-18	35-45	25.4-28.3	459-682	3.3-4.3	4-4	22-18
1935	65-123	99-112	1,271-988	447-404	2.8-2.5	5-5	175-167	48-68	27.4-40.7	48-68	27.4-40.7	767-928	4.4-5.6	3-8	35-29	48-68	27.4-40.7	767-928	4.4-5.6	3-8	35-29
1936	149-110	12.4-9.2	435-434	435-434	3.3-2.6	8-3	214-198	77-62	36.0-31.3	77-62	36.0-31.3	1,102-954	5.2-4.8	5-7	23-22	77-62	36.0-31.3	1,102-954	5.2-4.8	5-7	23-22
1937	195-120	17.7-10.9	1,604-1,149	450-352	3.6-3.3	11-3	222-171	99-66	44.6-36.8	99-66	44.6-36.8	1,316-946	5.9-5.5	11-12	20-17	99-66	44.6-36.8	1,316-946	5.9-5.5	11-12	20-17
1938	148-154	13.5-4.0	1,424-1,231	388-427	3.7-2.9	10-8	248-195	114-69	46.0-35.4	114-69	46.0-35.4	1,536-943	6.2-4.8	9-9	28-19	114-69	46.0-35.4	1,536-943	6.2-4.8	9-9	28-19
1939	242-94	22.0-8.5	1,693-989	410-412	4.1-2.4	12-5	201-243	117-90	58.2-37.0	117-90	58.2-37.0	1,795-1,116	8.9-4.6	18-6	18-24	117-90	58.2-37.0	1,795-1,116	8.9-4.6	18-6	18-24
1940	245-142	22.3-12.9	1,402-1,075	400-362	3.5-3.0	15-5	244-287	144-125	59.0-43.6	144-125	59.0-43.6	1,887-1,782	7.7-6.2	18-11	22-18	144-125	59.0-43.6	1,887-1,782	7.7-6.2	18-11	22-18
1941	176-174	16.0-15.8	1,087-1,110	406-410	2.7-2.7	8-16	262-229	134-103	51.1-45.0	134-103	51.1-45.0	1,563-1,338	6.0-5.8	11-14	30-23	134-103	51.1-45.0	1,563-1,338	6.0-5.8	11-14	30-23
1942	227-102	20.6-9.3	1,521-948	413-367	3.7-3.3	8-5	257-216	137-91	53.3-37.5	137-91	53.3-37.5	1,600-1,093	6.2-5.1	16-5	17-19	137-91	53.3-37.5	1,600-1,093	6.2-5.1	16-5	17-19
1943	229-137	22.9-13.7	1,085-1,330	320-406	3.4-3.3	7-10	254-193	139-77	54.7-38.9	139-77	54.7-38.9	1,837-1,026	7.2-5.3	24-9	20-26	139-77	54.7-38.9	1,837-1,026	7.2-5.3	24-9	20-26
1944	169-180	16.9-18.0	904-1,492	342-409	2.6-3.6	6-15	299-188	170-84	56.9-44.7	170-84	56.9-44.7	2,021-1,166	6.8-6.2	17-9	17-19	170-84	56.9-44.7	2,021-1,166	6.8-6.2	17-9	17-19
1945	209-121	20.9-12.1	1,708-1,003	394-337	4.3-3.0	15-8	228-209	146-95	64.0-45.5	146-95	64.0-45.5	1,838-1,121	8.1-5.4	12-9	11-16	146-95	64.0-45.5	1,838-1,121	8.1-5.4	12-9	11-16
1946	171-191	15.5-17.4	1,492-1,103	438-407	3.4-2.7	10-16	221-216	112-101	50.7-46.8	112-101	50.7-46.8	1,613-1,342	7.3-6.2	10-10	22-24	112-101	50.7-46.8	1,613-1,342	7.3-6.2	10-10	22-24
1947	295-367	24.3-30.6	1,343-1,546	384-409	3.5-3.8	11-18	416-262	231-146	55.5-51.8	231-146	55.5-51.8	3,336-2,422	8.0-6.6	28-26	18-21	231-146	55.5-51.8	3,336-2,422	8.0-6.6	28-26	18-21
1948	291-287	24.3-23.9	1,603-1,958	434-482	3.7-4.1	11-17	360-289	202-135	56.1-46.7	202-135	56.1-46.7	2,861-1,953	8.0-6.8	28-24	26-24	202-135	56.1-46.7	2,861-1,953	8.0-6.8	28-24	26-24
1949	268-339	22.3-28.3	1,579-2,316	407-487	3.9-4.8	14-23	394-316	197-148	50.0-46.8	197-148	50.0-46.8	2,816-2,409	7.2-7.6	22-24	29-18	197-148	50.0-46.8	2,816-2,409	7.2-7.6	22-24	29-18
1950	232-326	19.3-27.2	1,773-1,944	410-462	4.3-4.2	10-17	314-328	154-145	49.0-44.2	154-145	49.0-44.2	2,093-2,276	6.7-6.9	18-19	25-19	154-145	49.0-44.2	2,093-2,276	6.7-6.9	18-19	25-19
1951	183-296	15.3-24.7	2,151-2,093	547-484	3.9-4.5	14-20	226-295	99-140	43.8-47.4	99-140	43.8-47.4	1,508-2,104	6.8-7.1	8-16	25-18	99-140	43.8-47.4	1,508-2,104	6.8-7.1	8-16	25-18
1952	240-287	20.0-23.9	1,855-1,817	467-428	3.5-4.2	10-19	286-275	147-121	51.4-44.0	147-121	51.4-44.0	2,127-1,817	7.4-6.6	20-12	21-18	147-121	51.4-44.0	2,127-1,817	7.4-6.6	20-12	21-18
1953	208-215	17.3-17.9	1,726-1,886	413-455	4.2-4.1	10-15	278-350	107-171	38.5-48.9	107-171	38.5-48.9	1,736-1,950	6.2-5.6	12-8	29-27	107-171	38.5-48.9	1,736-1,950	6.2-5.6	12-8	29-27
1954	207-432	17.3-36.0	1,826-1,888	427-400	3.8-4.7	9-20	257-387	116-127	45.1-56.1	116-127	45.1-56.1	1,813-3,060	7.1-7.9	15-33	32-18	116-127	45.1-56.1	1,813-3,060	7.1-7.9	15-33	32-18
1955	246-222	20.5-18.5	2,000-1,275	478-391	4.2-3.3	17-8	257-340	101-165	39.3-48.5	101-165	39.3-48.5	1,549-2,189	6.0-6.4	11-17	21-19	101-165	39.3-48.5	1,549-2,189	6.0-6.4	11-17	21-19
1956	193-225	15.3-18.6	1,743-1,570	501-446	3.5-3.5	5-15	215-240	104-220	48.4-50.0	104-220	48.4-50.0	1,335-1,739	6.2-7.2	11-11	18-18	104-220	48.4-50.0	1,335-1,739	6.2-7.2	11-11	18-18
1957	251-230	29.9-19.2	1,873-1,567	500-394	3.7-4.0	17-11	201-262	109-135	54.2-51.5	109-135	54.2-51.5	1,741-2,193	8.7-8.4	11-18	13-16	109-135	54.2-51.5	1,741-2,193	8.7-8.4	11-18	13-16
1958	214-268	17.8-22.3	1,977-1,734	480-396	4.1-4.4	11-13	251-300	121-153	48.2-51.0	121-153	48.2-51.0	1,989-2,792	7.9-9.3	14-21	17-16	121-153	48.2-51.0	1,989-2,792	7.9-9.3	14-21	17-16
1959	185-350	15.4-23.2	1,864-2,214	422-404	4.7-5.5	9-19	284-319	121-185	46.2-56.0	121-185	46.2-56.0	1,824-2,606	6.4-8.2	13-26	23-13	121-185	46.2-56.0	1,824-2,606	6.4-8.2	13-26	23-13
1960	178-309	14.8-25.7	1,073-1,502	415-362	3.2-4.1	9-9	274-321	147-169	53.6-52.6	147-169	53.6-52.6	1,816-2,768	6.8-8.8	9-24	23-15	147-169	53.6-52.6	1,816-2,768	6.8-8.8	9-24	23-15
1961	174-392	12.4-28.0	1,072-1,550	361-412	3.0-3.8	9-10	420-409	189-238	45.0-56.2	189-238	45.0-56.2	2,566-3,493	6.1-8.5	12-37	28-28	189-238	45.0-56.2	2,566-3,493	6.1-8.5	12-37	28-28
1962	305-376	21.8-28.9	1,088-1,636	371-411	2.9-4.0	10-12	428-412	223-247	52.1-60.0	223-247	52.1-60.0	3,532-3,860	8.3-9.4	27-35	27-28	223-247	52.1-60.0	3,532-3,860	8.3-9.4	27-35	27-28
1963	279-398	19.9-28.4	1,289-1,863	344-469	3.7-4.0	15-12	430-417	204-230	47.4-55.2	204-230	47.4-55.2	3,525-3,484	8.2-8.4	34-21	37-21	204-230	47.4-55.2	3,525-3,484	8.2-8.4	34-21	37-21
1964	307-305	21.9-21.8	1,237-1,813	366-440	3.4-4.1	11-20	415-406	214-193	51.8-47.5	214-193	51.8-47.5	3,071-2,600	7.4-6.4	25-16	16-34	214-193	51.8-47.5	3,071-2,600	7.4-6.4	25-16	16-34
1965	257-301	18.4-21.5	1,037-1,753	354-486	2.9-3.6	7-16	427-318	220-161	51.5-50.6	220-161	51.5-50.6	2,908-2,359	6.8-8.0	20-15	20-27	220-161	51.5-50.6	2,908-2,359	6.8-8.0	20-15	20-27
1966	351-355	25.1-25.4	1,377-1,831	356-438	3.9-4.3	9-19	443-411	255-224	57.6-54.5	255-224	57.6-54.5	3,230-3,237	7.3-7.9	28-21	20-23	255-224	57.6-54.5	3,230-3,237	7.3-7.9	28-21	20-23
1967	347-353	24.8-25.2	1,247-1,852	345-431	3.6-4.3	13-19	527-488	301-261	57.1-55.8	301-261	57.1-55.8	3,887-3,713	7.4-7.9	31-20	17-20	301-261	57.1-55.8	3,887-3,713	7.4-7.9	31-20	17-20
1968	349-358	17.8-25.6	1,164-2,194	360-487	3.2-4.4	6-18	408-359	227-202	55.6-56.3	227-202	55.6-56.3	2,824-2,662	6.9-7.4	23-16	18-21	227-202	55.6-56.3	2,824-2,662	6.9-7.4	23-16	18-21
1969	307-319	21.9-22.8	1,532-2,299	377-511	4.1-4.5	11-28	444-369	275-192	61.9-52.0	275-192	61.9-52.0	3,106-2,316	7.0-6.3	22-11	16-16	275-192	61.9-52.0	3,106-2,316	7.0-6.3	22-11	16-16
1970	297-314	21.2-22.4	2,021-2,068	444-468	4.6-4.4	11-19	342-374	203-205	59.4-54.8	203-205	59.4-54.8	2,357-2,434	6.9-6.5	23-14	10-15	203-205	59.4-54.8	2,357-2,434	6.9-6.5	23-14	10-15
1971	276-190	19.7-13.6	1,757-1,396	477-408	3.7-3.4	8-7	334-411	182-191	54.5-46.5	182-191	54.5-46.5	2,391-2,448	7.2-6.0	13-11	15-29	182-191	54.5-46.5	2,391-2,448	7.2-6.0	13-11	15-29
1972	336-218	24.0-15.6	2,082-1,733	513-427	4.1-4.1	17-12	284-367	159-186	56.0-50.7	159-186	56.0-50.7	2,281-2,130	8.0-5.8	21-10	15-17	159-186	56.0-50.7	2,281-2,130	8.0-5.8	21-10	15-17
1973	325-198	23.2-14.1	1,439-1,603	459-480	3.1-3.3	9-8	372-408	209-203	56.2-50.0	209-203	56.2-50.0	2,560-2,531	6.9-6.2	20-12	14-26	209-203	56.2-50.0	2,560-2,531	6.9-6.2	20-12	14-26
1974	320-196	22.9-14.0	1,443-1,439	470-414	3.1-3.5	11-7	413-399	254-197	61.5-49.4	254-197	61.5-49.4	2,978-2,102	7.2-5.3	22-13	11-25	254-197	61.5-49.4	2,978-2,102	7.2-5.3	22-13	11-25

YEAR-BY-YEAR STAT COMPARISON

YEAR	SCORING			RUSHING			PASSING			OWN-OPP			OWN-OPP			OWN-OPP			OWN-OPP			OWN-OPP		
	PTS-PTS	PPG-PPG	OWN-OPP	ATT-ATT	OWN-OPP	OWN-OPP	OWN-OPP	OWN-OPP	OWN-OPP	OWN-OPP	OWN-OPP	OWN-OPP	OWN-OPP	OWN-OPP	OWN-OPP	OWN-OPP	OWN-OPP	OWN-OPP	OWN-OPP	OWN-OPP	OWN-OPP	OWN-OPP		
1975	325-276	23.2-18.7	1,752-2,047	444-525	1,752-2,047	3.9-3.9	9-11	448-389	229-217	51.1-55.8	3,082-2,712	6.9-7.0	28-17	29-18	29-18	29-18	29-18	29-18	29-18	29-18	29-18	29-18		
1976	291-217	20.8-15.5	2,111-2,205	548-555	2,111-2,205	3.9-4.0	10-12	370-354	187-148	50.4-41.2	2,288-2,241	6.2-6.3	20-17	20-26	20-26	20-26	20-26	20-26	20-26	20-26	20-26	20-26		
1977	196-189	14.0-13.5	1,752-2,039	537-625	1,752-2,039	3.5-3.8	4-8	383-380	183-167	47.8-43.9	2,284-2,430	6.0-6.4	15-12	16-21	16-21	16-21	16-21	16-21	16-21	16-21	16-21	16-21		
1978	273-283	17.1-17.7	2,082-2,536	537-625	2,082-2,536	3.9-4.1	10-15	438-409	212-197	48.4-48.2	2,978-2,701	6.8-6.6	17-11	21-22	21-22	21-22	21-22	21-22	21-22	21-22	21-22	21-22		
1979	348-295	21.8-18.4	2,328-2,154	609-541	2,328-2,154	3.8-4.0	17-21	401-470	235-234	58.6-49.8	2,839-3,339	7.1-7.1	20-18	15-26	15-26	15-26	15-26	15-26	15-26	15-26	15-26	15-26		
1980	281-293	16.3-18.3	2,016-2,524	517-585	2,016-2,524	3.9-4.3	12-16	486-392	284-187	58.4-47.7	3,171-2,504	6.5-6.4	17-17	18-33	18-33	18-33	18-33	18-33	18-33	18-33	18-33	18-33		
1981	347-349	21.7-21.8	2,157-2,161	532-532	2,157-2,161	4.1-4.1	19-17	525-454	307-214	58.5-47.3	3,743-3,310	7.1-7.3	19-21	22-24	22-24	22-24	22-24	22-24	22-24	22-24	22-24	22-24		
1982	190-128	21.1-14.2	1,140-946	315-247	1,140-946	3.6-3.8	5-8	253-275	162-146	64.0-53.1	2,068-1,870	8.2-6.8	13-8	9-11	9-11	9-11	9-11	9-11	9-11	9-11	9-11	9-11		
1983	541-332	33.8-20.8	2,625-1,289	629-349	2,625-1,289	4.2-3.7	30-9	463-570	278-301	60.0-52.8	3,765-4,377	8.1-7.7	29-28	13-34	13-34	13-34	13-34	13-34	13-34	13-34	13-34	13-34		
1984	426-310	26.8-18.4	2,274-1,589	589-390	2,274-1,589	3.9-4.1	20-13	485-575	286-318	59.0-55.3	3,417-4,301	7.0-7.5	24-25	25-14	25-14	25-14	25-14	25-14	25-14	25-14	25-14	25-14		
1985	297-312	18.6-19.5	2,523-1,734	571-424	2,523-1,734	4.4-4.1	20-11	512-465	280-239	54.7-51.4	3,243-3,124	6.3-6.7	13-19	21-23	21-23	21-23	21-23	21-23	21-23	21-23	21-23	21-23		
1986	388-296	23.0-18.5	1,732-1,805	474-459	1,732-1,805	3.7-3.9	23-14	542-532	276-302	50.9-56.8	4,109-3,916	7.6-7.4	22-21	22-19	22-19	22-19	22-19	22-19	22-19	22-19	22-19	22-19		
1987	379-285	25.3-18.0	2,102-1,679	500-441	2,102-1,679	4.2-3.8	18-10	476-527	247-276	51.7-52.4	3,718-3,767	7.8-7.1	27-19	18-23	18-23	18-23	18-23	18-23	18-23	18-23	18-23	18-23		
1988	345-387	21.6-24.2	1,543-1,745	437-442	1,543-1,745	3.5-3.9	8-17	592-487	327-261	55.2-52.5	4,339-3,744	7.3-7.5	33-24	25-14	25-14	25-14	25-14	25-14	25-14	25-14	25-14	25-14		
1989	386-308	24.1-19.3	1,904-1,344	514-384	1,904-1,344	3.7-3.5	14-9	581-530	337-277	58.0-52.3	4,476-3,875	7.7-7.3	23-25	17-27	17-27	17-27	17-27	17-27	17-27	17-27	17-27	17-27		
1990	381-301	23.8-18.8	2,083-1,587	515-382	2,083-1,587	4.0-4.2	16-8	536-514	301-281	58.2-54.7	3,611-3,483	6.7-6.8	22-21	22-21	22-21	22-21	22-21	22-21	22-21	22-21	22-21	22-21		
1991	485-224	30.3-14.0	2,049-1,345	540-348	2,049-1,345	3.8-3.4	21-11	447-548	261-292	58.4-53.3	3,771-3,292	8.4-6.0	30-13	11-27	11-27	11-27	11-27	11-27	11-27	11-27	11-27	11-27		
1992	300-255	18.8-15.9	1,727-1,696	483-406	1,727-1,696	3.6-4.2	10-11	485-466	272-258	56.1-55.4	3,339-3,021	6.9-6.5	15-15	17-23	17-23	17-23	17-23	17-23	17-23	17-23	17-23	17-23		
1993	230-345	14.4-21.8	1,728-2,112	398-513	1,728-2,112	4.4-4.1	11-14	533-483	287-291	53.8-60.2	2,764-3,584	5.2-7.4	11-24	21-17	21-17	21-17	21-17	21-17	21-17	21-17	21-17	21-17		
1994	320-412	20.0-25.8	1,415-1,975	407-556	1,415-1,975	3.5-3.6	5-24	548-486	271-300	49.8-60.5	3,524-3,799	6.5-7.7	25-22	27-17	27-17	27-17	27-17	27-17	27-17	27-17	27-17	27-17		
1995	328-359	20.4-22.4	1,958-2,132	469-483	1,958-2,132	4.2-4.4	15-18	521-486	265-338	50.9-61.9	3,496-3,403	6.7-6.2	16-20	20-16	20-16	20-16	20-16	20-16	20-16	20-16	20-16	20-16		
1996	364-312	22.8-18.5	1,910-2,275	467-520	1,910-2,275	4.1-4.4	27-20	471-560	270-325	57.3-58.0	3,453-3,655	7.3-6.5	12-12	22-16	22-16	22-16	22-16	22-16	22-16	22-16	22-16	22-16		
1997	327-289	20.4-18.1	1,815-2,212	454-508	1,815-2,212	3.6-4.4	12-15	547-513	263-267	51.7-52.0	3,581-3,098	6.5-6.0	22-14	22-16	22-16	22-16	22-16	22-16	22-16	22-16	22-16	22-16		
1998	319-421	19.9-26.3	1,685-2,436	401-531	1,685-2,436	4.2-4.6	15-24	565-493	304-281	53.8-57.0	3,724-3,112	6.6-6.3	24-21	14-13	14-13	14-13	14-13	14-13	14-13	14-13	14-13	14-13		
1999	443-377	27.7-23.6	2,039-1,973	484-439	2,039-1,973	4.4-4.5	23-16	537-589	324-328	60.3-55.7	4,112-3,953	7.7-6.7	18-23	14-24	14-24	14-24	14-24	14-24	14-24	14-24	14-24	14-24		
2000	281-269	17.8-16.8	1,748-1,863	445-430	1,748-1,863	3.9-4.3	14-9	561-482	343-254	61.1-55.0	3,892-2,904	6.9-6.3	18-12	21-17	21-17	21-17	21-17	21-17	21-17	21-17	21-17	21-17		
2001	256-303	16.0-18.9	1,948-1,869	490-484	1,948-1,869	4.0-3.9	10-14	432-473	235-262	54.4-55.4	2,716-3,116	6.3-6.8	13-19	13-23	13-23	13-23	13-23	13-23	13-23	13-23	13-23	13-23		
2002	307-365	19.2-22.8	1,889-1,754	442-435	1,889-1,754	4.3-4.0	10-14	559-531	300-304	53.7-57.3	3,523-3,293	6.3-6.2	24-19	20-14	20-14	20-14	20-14	20-14	20-14	20-14	20-14	20-14		
2003	287-372	17.9-23.3	1,853-2,217	421-504	1,853-2,217	3.9-4.4	8-20	527-483	283-285	53.7-59.0	3,273-3,354	6.2-6.9	21-23	16-17	16-17	16-17	16-17	16-17	16-17	16-17	16-17	16-17		
2004	240-265	15.0-16.6	1,765-1,304	471-419	1,765-1,304	3.7-3.1	6-7	514-515	288-294	56.0-57.0	2,874-3,222	5.6-6.3	18-17	17-18	17-18	17-18	17-18	17-18	17-18	17-18	17-18	17-18		
2005	359-293	22.4-18.3	2,183-1,686	525-411	2,183-1,686	4.2-4.1	15-15	481-535	278-291	58.3-59.5	3,346-3,318	7.0-6.2	25-15	11-16	11-16	11-16	11-16	11-16	11-16	11-16	11-16	11-16		
2006	307-376	19.2-23.5	2,216-2,197	490-492	2,216-2,197	4.5-4.5	13-9	470-486	274-289	58.3-59.5	3,174-3,586	6.8-7.4	19-30	10-6	10-6	10-6	10-6	10-6	10-6	10-6	10-6	10-6		
2007	334-310	20.9-23.5	1,871-1,460	498-391	1,871-1,460	3.8-3.7	12-10	525-602	319-357	60.8-58.3	3,622-3,622	6.9-6.0	18-20	11-14	11-14	11-14	11-14	11-14	11-14	11-14	11-14	11-14		
2008	265-296	16.6-18.5	2,095-1,526	478-398	2,095-1,526	4.4-3.8	15-12	510-511	318-290	62.4-56.8	3,291-3,236	6.5-6.3	14-16	6-13	6-13	6-13	6-13	6-13	6-13	6-13	6-13	6-13		
2009	266-336	16.6-21.0	1,510-1,799	391-449	1,510-1,799	3.9-4.0	8-10	533-511	340-314	63.9-61.4	3,797-3,557	7.1-7.0	21-19	16-11	16-11	16-11	16-11	16-11	16-11	16-11	16-11	16-11		
2010	302-377	18.9-23.6	1,461-2,041	351-444	1,461-2,041	4.2-4.6	9-15	605-578	349-367	57.7-63.5	4,261-4,363	7.0-7.5	21-23	19-14	19-14	19-14	19-14	19-14	19-14	19-14	19-14	19-14		
2011	288-367	18.0-22.9	1,614-1,864	400-438	1,614-1,864	4.2-4.3	8-15	591-509	346-308	58.5-60.5	4,056-3,804	6.9-7.5	19-22	24-13	24-13	24-13	24-13	24-13	24-13	24-13	24-13	24-13		
2012	436-388	27.3-24.3	2,709-1,532	519-363	2,709-1,532	5.2-4.2	22-11	442-638	291-393	65.8-61.8	3,422-4,511	8.3-7.4	24-31	8-21	8-21	8-21	8-21	8-21	8-21	8-21	8-21	8-21		
2013	334-478	20.9-23.9	2,164-1,769	453-443	2,164-1,769	4.8-4.0	14-23	611-519	355-337	58.1-65.6	4,057-4,134	6.2-8.0	20-29	19-16	19-16	19-16	19-16	19-16	19-16	19-16	19-16	19-16		
2014	188-274	18.8-27.4	1,691-1,722	421-421	1,691-1,722	4.2-4.1	15-11	517-548	364-345	66.5-66.5	4,461-4,231	8.2-8.2	18-35	18-7	18-7	18-7	18-7	18-7	18-7	18-7	18-7	18-7		
2015	388-379	24.3-23.7	1,566-1,962	429-406	1,566-1,962	3.7-4.8	9-10	555-566	386-354	69.8-62.5	4,294-4,392	7.7-7.8	30-30	11-13	11-13	11-13	11-13	11-13	11-13	11-13	11-13	11-13		
2016	396-383	24.8-23.9	1,696-1,916	379-423	1,696-1,916	4.5-4.5	17-19	607-589	407-387	67.1-65.7	4,948-4,383	8.2-7.4	25-22	12-13	12-13	12-13	12-13	12-13	12-13	12-13	12-13	12-13		
2017	342-388	21.4-24.3	1,448-2,146	401-472	1,448-2,146	3.6-4.5	10-13	540-531	347-306	64.3-57.6	4,093-3,692	7.6-7.0	27-23	13-16	13-16	13-16	13-16	13-16	13-16	13-16	13-16	13-16		
2018	281-359	17.5-22.4	1,774-1,860	414-413	1,774-1,860	4.3-4.5	12-12	509-537	311-362	61.1-67.4	3,021-3,794	5.9-7.1	16-27	15-15	15-15	15-15	15-15	15-15	15-15	15-15	15-15	15-15		
2019	286-435	16.6-27.2	1,583-2,339	358-493	1,583-2,339	4.3-4.7	9-14	479-540	298-371	62.2-68.7	3,205-4,093	6.1-7.7	18-37	13-13	13-13	13-13	13-13	13-13	13-13	13-13				

YEARLY LEADERS

• NFL Leader ° NFC Leader * Team Record # NFL Record
(R) Rookie

RUSHING ATTEMPTS

YEAR	PLAYER	ATT	YDS	AVG	TD
1932	Cliff Battles [R] *	148	576	3.9	3
1933	Jim Musick *	173	809	4.7	5
1934	Doug Wycoff	106	326	3.1	1
1935	Bill Shepherd [R]	89	285	3.2	1
1936	Cliff Battles	176	614	3.5	5
1937	Cliff Battles *	216	874	4.0	5
1938	Andy Farkas [R]	75	315	4.2	6
1939	Andy Farkas *	139	547	3.9	5
1940	Jimmy Johnston	87	256	2.9	3
1941	Frankie Filchok	115	383	3.3	1
1942	Andy Farkas	125	468	3.7	3
1943	Andy Farkas	110	327	3.0	5
1944	Bob Seymour	92	315	3.4	3
1945	Frank Akins *	147	797	5.4	6
1946	Jack Jenkins	64	200	3.1	1
1947	Jim Castiglia	104	426	4.1	5
1948	Jim Castiglia	97	330	3.4	0
1949	Harry Dowda [R]	65	239	3.7	2
1950	Rob Goode	136	560	4.1	5
1951	Rob Goode	208	951	4.6	9
1952	Harry Gilmer	100	365	3.7	0
1953	Choo-Choo Justice	115	616	5.4	2
1954	Rob Goode	108	462	4.3	0
1955	Leo Elter	97	361	3.7	3
1956	Leo Elter	145	544	3.8	2
1957	Don Bosseler [R]	167	673	4.0	7
1958	Don Bosseler	109	475	4.4	4
1959	Don Bosseler	119	644	5.4	3
1960	Don Bosseler	109	428	3.9	2
1961	Sam Horner	96	275	2.9	0
1962	Billy Barnes	159	492	3.1	3
1963	Dick James	105	384	3.7	4
1964	Charley Taylor [R]	199	755	3.8	5
1965	Charley Taylor	145	402	2.8	3
1966	A.D. Whitfield	93	472	5.1	2
1967	A.D. Whitfield	91	384	4.2	1
1968	Jerry Allen	123	399	3.2	4
1969	Larry Brown [R]	202	888	4.4	4
1970	Larry Brown	237	1125	4.7	5
1971	Larry Brown *	253	948	3.7	4
1972	Larry Brown	285	1216	4.3	8
1973	Larry Brown *	273	860	3.2	8
1974	Larry Brown	163	430	2.6	3
1975	Mike Thomas [R]	235	919	3.9	4
1976	Mike Thomas	254	1101	4.3	5
1977	Mike Thomas	228	806	3.5	3
1978	John Riggins	248	1014	4.1	5
1979	John Riggins	260	1153	4.4	9
1980	Wilbur Jackson	176	708	4.0	3
1981	Joe Washington	210	916	4.4	4
1982	John Riggins *	177	553	3.1	3
1983	John Riggins *	375	1347	3.6	24
1984	John Riggins	327	1239	3.8	14
1985	George Rogers	231	1093	4.7	7
1986	George Rogers	303	1203	4.0	18
1987	George Rogers	163	613	3.8	6
1988	Timmy Smith	155	470	3.0	3
1989	Gerald Riggs	201	834	4.1	4
1990	Ernest Byner *	297	1219	4.1	6
1991	Ernest Byner	274	1048	3.8	5
1992	Ernest Byner	262	998	3.8	6
1993	Reggie Brooks [R]	223	1063	4.8	3
1994	Ricky Ervins	185	650	3.5	3
1995	Brian Mitchell	46	301	6.5	1
1996	Terry Allen	347	1353	3.9	21

1997	Terry Allen	210	724	3.4	4
1998	Terry Allen	148	700	4.7	2
1999	Stephen Davis	290	1405	4.8	17
2000	Stephen Davis	332	1318	4.0	11
2001	Stephen Davis *	356	1432	4.0	5
2002	Stephen Davis	207	820	4.0	7
2003	Trung Canidate	142	600	4.2	1
2004	Clinton Portis	343	1315	3.8	5
2005	Clinton Portis	352	1516	4.3	11
2006	Ladell Betts	245	1154	4.7	4
2007	Clinton Portis *	325	1262	3.9	11
2008	Clinton Portis	342	1487	4.3	9
2009	Clinton Portis	124	494	4.0	1
2010	Ryan Torain	164	742	4.5	4
2011	Roy Helu [R]	151	640	4.2	2
2012	Alfrie Morris [R]	335	1613	4.8	13
2013	Alfred Morris	276	1275	4.6	7
2014	Alfred Morris	265	1074	4.1	8
2015	Alfred Morris	202	751	3.7	1
2016	Rob Kelley [R]	168	704	4.2	6
2017	Samaje Perine [R]	175	603	3.4	1
2018	Adrian Peterson	251	1042	4.2	7
2019	Adrian Peterson	211	898	4.3	5

RUSHING YARDS

YEAR	PLAYER	YDS	ATT	AVG	TD
1932	Cliff Battles [R] *	576	148	3.9	3
1933	Jim Musick *	809	173	4.7	5
1934	Cliff Battles	480	96	5.0	6
1935	Bill Shepherd [R]	285	89	3.2	1
1936	Cliff Battles	614	176	3.5	5
1937	Cliff Battles *	874	216	4.0	5
1938	Andy Farkas [R]	315	75	4.2	6
1939	Andy Farkas	547	139	3.9	5
1940	Dick Todd	408	76	5.4	4
1941	Frankie Filchok	383	115	3.3	1
1942	Andy Farkas	468	125	3.7	3
1943	Andy Farkas	327	110	3.0	5
1944	Bob Seymour	315	92	3.4	3
1945	Frank Akins	797	147	5.4	6
1946	Dick Todd	266	41	6.5	3
1947	Jim Castiglia	426	104	4.1	5
1948	Jim Castiglia	330	97	3.4	0
1949	Rob Goode [R]	261	61	4.3	2
1950	Rob Goode	560	136	4.1	5
1951	Rob Goode	951	208	4.6	9
1952	Leon Heath	388	90	4.3	2
1953	Choo-Choo Justice	616	115	5.4	2
1954	Billy Wells [R]	516	100	5.2	3
1955	Vic Janowicz	397	93	4.3	4
1956	Leo Elter	544	145	3.8	2
1957	Don Bosseler [R]	673	167	4.0	7
1958	Johnny Olszewski	505	98	5.2	2
1959	Don Bosseler	644	119	5.4	3
1960	Don Bosseler	428	109	3.9	2
1961	Dick James	374	71	5.3	3
1962	Billy Barnes	492	159	3.1	3
1963	Dick James	384	105	3.7	4
1964	Charley Taylor [R]	755	199	3.8	5
1965	Charley Taylor	402	145	2.8	3
1966	A.D. Whitfield	472	93	5.1	2
1967	A.D. Whitfield	384	91	4.2	1
1968	Jerry Allen	399	123	3.2	4
1969	Larry Brown [R]	888	202	4.4	4
1970	Larry Brown *	1125	237	4.7	5
1971	Larry Brown	948	253	3.7	4
1972	Larry Brown	1216	285	4.3	8
1973	Larry Brown	860	273	3.2	8
1974	Larry Brown	430	163	2.6	3
1975	Mike Thomas [R]	919	235	3.9	4

YEARLY LEADERS

1976	Mike Thomas	1101	254	4.3	5
1977	Mike Thomas	806	228	3.5	3
1978	John Riggins	1014	248	4.1	5
1979	John Riggins	1153	260	4.4	9
1980	Wilbur Jackson	708	176	4.0	3
1981	Joe Washington	916	210	4.4	4
1982	John Riggins	553	177	3.1	3
1983	John Riggins	1347	375	3.6	24
1984	John Riggins	1239	327	3.8	14
1985	George Rogers	1093	231	4.7	7
1986	George Rogers	1203	303	4.0	18
1987	George Rogers	613	163	3.8	6
1988	Kelvin Bryant	498	108	4.6	1
1989	Gerald Riggs	834	201	4.1	4
1990	Earnest Byner	1219	297	4.1	6
1991	Earnest Byner	1048	274	3.8	5
1992	Earnest Byner	998	262	3.8	6
1993	Reggie Brooks (R)	1063	223	4.8	3
1994	Ricky Ervins	650	185	3.5	3
1995	Terry Allen	1309	338	3.9	10
1996	Terry Allen	1353	347	3.9	21
1997	Terry Allen	724	210	3.4	4
1998	Terry Allen	700	148	4.7	2
1999	Stephen Davis	1405	290	4.8	17
2000	Stephen Davis	1318	332	4.0	11
2001	Stephen Davis	1432	356	4.0	5
2002	Stephen Davis	820	207	4.0	7
2003	Trung Canidate	600	142	4.2	1
2004	Clinton Portis	1315	343	3.8	5
2005	Clinton Portis	1516	352	4.3	11
2006	Ladell Betts	1154	245	4.7	4
2007	Clinton Portis	1262	325	3.9	11
2008	Clinton Portis	1487	342	4.3	9
2009	Clinton Portis	494	124	4.0	1
2010	Ryan Torain	742	164	4.5	4
2011	Roy Helu (R)	640	151	4.2	2
2012	Alfred Morris (R) *	1613	335	4.8	13
2013	Alfred Morris	1275	276	4.6	7
2014	Alfred Morris	1074	265	4.1	8
2015	Alfred Morris	751	202	3.7	1
2016	Rob Kelley (R)	704	168	4.2	6
2017	Samaje Perine (R)	603	175	3.4	1
2018	Adrian Peterson	1042	251	4.2	7
2019	Adrian Peterson	898	211	4.3	5

RUSHING TOUCHDOWNS

YEAR	PLAYER	TD	ATT	YDS	AVG
1932	Cliff Battles (R)	3	148	576	3.9
1933	Jim Musick	5	173	809	4.7
1934	Cliff Battles	6	96	480	5.0
1935	Jim Musick	2	60	174	2.9
1936	Cliff Battles	5	176	614	3.5
1937	Cliff Battles *	5	216	874	4.0
1938	Andy Farkas (R) *	6	75	315	4.2
1939	Andy Farkas	5	139	547	3.9
1940	Bob Seymour (R)	4	57	170	3.0
	Dick Todd	4	76	408	5.4
1941	Andy Farkas	2	85	224	2.6
	Bob Seymour	2	62	137	2.2
1942	Andy Farkas	3	125	468	3.7
1943	Andy Farkas	5	110	327	3.0
1944	Bob Seymour	3	92	315	3.4
1945	Frank Akins	6	147	797	5.4
1946	Dick Todd	3	41	266	6.5
1947	Jim Castiglia	5	104	426	4.1
1948	Ed Quirk (R)	4	77	328	4.3
1949	Pete Stout (R)	4	62	245	4.0
1950	Rob Goode	5	136	560	4.1
1951	Rob Goode *	9	208	951	4.6
1952	Chuck Drazenovich	3	29	66	2.3

1953	Leon Heath	4	76	266	3.5
1954	Al Dorow (R) (QB)	3	34	117	3.4
	Billy Wells	3	100	516	5.2
1955	Vic Janowicz	4	93	397	4.3
	Eddie LeBaron (QB)	4	37	190	5.1
1956	Leo Elter	2	145	544	3.8
1957	Don Bosseler (R)	7	167	673	4.0
1958	Don Bosseler	4	109	475	4.4
1959	Don Bosseler	3	119	644	5.4
	Dick James	3	100	384	3.8
1960	Dick James	4	73	199	2.7
1961	Dick James	3	71	374	5.3
	Norm Sneed (R) (QB)	3	34	47	1.4
1962	Billy Barnes	3	159	492	3.1
	Norm Sneed (QB)	3	20	10	0.5
1963	Billy Barnes	5	93	374	4.0
1964	Charley Taylor (R)	5	199	755	3.8
1965	Charley Taylor	3	145	402	2.8
1966	Joe Don Looney	3	55	178	3.2
	Charley Taylor	3	87	262	3.0
1967	Ray McDonald (R)	4	52	223	4.3
1968	Jerry Allen	4	123	399	3.2
1969	Charlie Harraway	6	141	428	3.0
1970	Larry Brown	5	237	1125	4.7
	Charlie Harraway	5	146	577	4.0
1971	Larry Brown	4	253	948	3.7
1972	Larry Brown	8	285	1216	4.3
1973	Larry Brown	8	273	860	3.2
1974	Duane Thomas	5	95	347	3.7
1975	Mike Thomas (R)	4	235	919	3.9
1976	Mike Thomas	5	254	1101	4.3
1977	Mike Thomas	3	228	806	3.5
1978	John Riggins	5	248	1014	4.1
1979	John Riggins	9	260	1153	4.4
1980	Clarence Harmon	4	128	484	3.8
1981	John Riggins *	13	195	714	3.7
1982	John Riggins	3	177	553	3.1



1983	John Riggins *	24	375	1347	3.6
1984	John Riggins *	14	327	1239	3.8
1985	John Riggins	8	176	677	3.8
1986	George Rogers *	18	303	1203	4.0
1987	George Rogers	6	163	613	3.8
1988	Timmy Smith	3	155	470	3.0
1989	Earnest Byner	7	134	580	4.3
1990	Earnest Byner	6	297	1219	4.1
	Gerald Riggs	6	123	475	3.9
1991	Gerald Riggs	11	78	248	3.2

YEARLY LEADERS

1992	Earnest Byner	6	262	998	3.8
1993	Reggie Brooks (R)	3	223	1063	4.8
	Brian Mitchell	3	63	246	3.9
	Mark Rypien (QB)	3	9	4	0.4
1994	Ricky Ervins	3	185	650	3.5
1995	Terry Allen	10	338	1309	3.9
1996	Terry Allen *	21	347	1353	3.9
1997	Terry Allen	4	210	724	3.4
1998	Skip Hicks (R)	8	122	433	3.5
1999	Stephen Davis *	17	290	1405	4.8
2000	Stephen Davis	11	332	1318	4.0
2001	Stephen Davis	5	356	1432	4.0
2002	Stephen Davis	7	207	820	4.0
2003	Rock Cartwright	4	107	411	3.8
2004	Clinton Portis	5	343	1315	3.8
2005	Clinton Portis	11	352	1516	4.3
2006	Clinton Portis	7	127	523	4.1
2007	Clinton Portis	11	325	1262	3.9
2008	Clinton Portis	9	342	1487	4.3
2009	Quinton Ganther	3	62	201	3.2
2010	Ryan Torain	4	164	742	4.5
2011	John Beck (QB)	2	10	43	4.3
	Roy Helu (R)	2	151	640	4.2
2012	Alfred Morris (R)	13	335	1613	4.8
2013	Alfred Morris	7	276	1275	4.6
2014	Alfred Morris	8	265	1074	4.1
2015	Kirk Cousins (QB)	5	26	48	1.8
2016	Rob Kelley (R)	6	168	704	4.2
2017	Kirk Cousins (QB)	4	49	179	3.7
2018	Adrian Peterson	7	251	1042	4.2
2019	Adrian Peterson	5	211	898	4.3

PASS ATTEMPTS

YEAR	PLAYER	ATT	CMP	YDS	PCT
1932	Honolulu Hughes (R)	57	11	134	19.3
1933	Jim Musick	36	11	151	30.6
1934	Steve Hokuf	51	13	203	25.5
1935	Bill Shepherd (R)	55	21	318	38.2
1936	Cliff Battles	52	18	242	34.6
1937	Sammy Baugh (R) *	171	81	1127	47.4
1938	Sammy Baugh	128	63	853	49.2
1939	Sammy Baugh	96	53	518	55.2
1940	Sammy Baugh	177	111	1367	62.7
1941	Sammy Baugh	193	106	1236	54.9
1942	Sammy Baugh	225	132	1524	58.7
1943	Sammy Baugh *	239	133	1754	55.6
1944	Frankie Filchock	147	84	1139	57.1
1945	Sammy Baugh	182	128	1669	70.3
1946	Sammy Baugh	161	87	1163	54.0
1947	Sammy Baugh *	354	210	2938	59.3
1948	Sammy Baugh *	315	185	2599	58.7
1949	Sammy Baugh	255	145	1903	56.9
1950	Sammy Baugh	166	90	1130	54.2
1951	Sammy Baugh	154	67	1104	43.5
1952	Eddie LeBaron (R)	194	96	1420	49.5
1953	Eddie LeBaron	149	62	874	41.6
1954	Al Dorow (R)	138	70	997	50.7
1955	Eddie LeBaron	178	79	1270	44.4
1956	Al Dorow	112	55	730	49.1
1957	Eddie LeBaron	167	99	1508	59.3
1958	Eddie LeBaron	145	79	1365	54.5
1959	Eddie LeBaron	173	77	1077	44.5
1960	Ralph Guglielmi	223	125	1547	56.1
1961	Norm Snead (R)	375	172	2337	45.9
1962	Norm Snead	354	184	2926	52.0
1963	Norm Snead	363	175	3043	48.2
1964	Sonny Jurgensen	385	207	2934	53.8
1965	Sonny Jurgensen	356	190	2367	53.4
1966	Sonny Jurgensen *	436	254	3209	58.3
1967	Sonny Jurgensen *	508	288	3747	56.7

1968	Sonny Jurgensen	292	167	1980	57.2
1969	Sonny Jurgensen *	442	274	3102	62.0
1970	Sonny Jurgensen	337	202	2354	59.9
1971	Billy Kilmer	306	166	2221	54.2
1972	Billy Kilmer	225	120	1648	53.3
1973	Billy Kilmer	227	122	1656	53.7
1974	Billy Kilmer	234	137	1632	58.5
1975	Billy Kilmer	346	178	2440	51.4
1976	Billy Kilmer	206	108	1252	52.4
1977	Billy Kilmer	201	99	1187	49.3
1978	Joe Theismann	390	187	2593	47.9
1979	Joe Theismann	395	233	2797	59.0
1980	Joe Theismann	454	262	2962	57.7
1981	Joe Theismann	496	293	3568	59.1
1982	Joe Theismann	252	161	2033	63.9
1983	Joe Theismann	459	276	3714	60.1
1984	Joe Theismann	477	283	3391	59.3
1985	Joe Theismann	301	167	1774	55.5
1986	Jay Schroeder *	541	276	4109	51.0
1987	Jay Schroeder	267	129	1878	48.3
1988	Doug Williams	380	213	2609	56.1
1989	Mark Rypien	476	280	3768	58.8
1990	Mark Rypien	304	166	2070	54.6
1991	Mark Rypien	421	249	3564	59.1
1992	Mark Rypien *	479	269	3282	56.2
1993	Mark Rypien	319	166	1514	52.0
1994	Heath Shuler (R)	265	120	1658	45.3
1995	Gus Frerotte	396	199	2751	50.3
1996	Gus Frerotte	470	270	3453	57.4
1997	Gus Frerotte	402	204	2682	50.7
1998	Trent Green	509	278	3441	54.6
1999	Brad Johnson	519	316	4005	60.9
2000	Brad Johnson	365	228	2505	62.5
2001	Tony Banks	370	198	2386	53.5
2002	Shane Matthews	237	124	1251	52.3
2003	Patrick Ramsey	337	179	2168	53.1
2004	Patrick Ramsey	272	169	1665	62.1
2005	Mark Brunell	454	262	3050	57.7
2006	Mark Brunell	260	162	1789	62.3
2007	Jason Campbell	417	250	2700	60.0
2008	Jason Campbell	506	315	3245	62.3
2009	Jason Campbell	507	327	3618	64.5
2010	Donovan McNabb	472	275	3377	58.3
2011	Rex Grossman	458	265	3151	57.9
2012	Robert Griffin III (R)	393	258	3200	65.6
2013	Robert Griffin III	456	274	3203	60.1
2014	Robert Griffin III	214	147	1694	68.7
2015	Kirk Cousins	543	379	4166	69.8
2016	Kirk Cousins *	606	406	4917	67.0
2017	Kirk Cousins	540	347	4093	64.3
2018	Alex Smith	328	205	2180	62.5
2019	Case Keenum	247	160	1707	64.8

PASSING YARDS

YEAR	PLAYER	YDS	ATT	CMP	PCT
1932	Honolulu Hughes (R)	134	57	11	19.3
1933	Jim Musick	151	36	11	30.6
1934	Steve Hokuf	203	51	13	25.5
1935	Bill Shepherd (R)	318	55	21	38.2
1936	Eddie Britt (R)	294	44	18	40.9
1937	Sammy Baugh (R) *	1127	171	81	47.4
1938	Sammy Baugh	853	128	63	49.2
1939	Frankie Filchock	1094	89	55	61.8
1940	Sammy Baugh *	1367	177	111	62.7
1941	Sammy Baugh	1236	193	106	54.9
1942	Sammy Baugh	1524	225	132	58.7
1943	Sammy Baugh	1754	239	133	55.6
1944	Frankie Filchock	1139	147	84	57.1
1945	Sammy Baugh	1669	182	128	70.3
1946	Sammy Baugh	1163	161	87	54.0

YEARLY LEADERS

1947	Sammy Baugh	2938	354	210	59.3
1948	Sammy Baugh	2599	315	185	58.7
1949	Sammy Baugh	1903	255	145	56.9
1950	Sammy Baugh	1130	166	90	54.2
1951	Sammy Baugh	1104	154	67	43.5
1952	Eddie LeBaron (R)	1420	194	96	49.5
1953	Eddie LeBaron	874	149	62	41.6
1954	Al Dorow (R)	997	138	70	50.7
1955	Eddie LeBaron	1270	178	79	44.4
1956	Al Dorow	730	112	55	49.1
1957	Eddie LeBaron	1508	167	99	59.3
1958	Eddie LeBaron	1365	145	79	54.5
1959	Eddie LeBaron	1077	173	77	44.5
1960	Ralph Guglielmi	1547	223	125	56.1
1961	Norm Snead (R)	2337	375	172	45.9
1962	Norm Snead	2926	354	184	52.0
1963	Norm Snead	3043	363	175	48.2
1964	Sonny Jurgensen	2934	385	207	53.8
1965	Sonny Jurgensen	2367	356	190	53.4
1966	Sonny Jurgensen *	3209	436	254	58.3
1967	Sonny Jurgensen *	3747	508	288	56.7
1968	Sonny Jurgensen	1980	292	167	57.2
1969	Sonny Jurgensen *	3102	442	274	62.0
1970	Sonny Jurgensen	2354	337	202	59.9
1971	Billy Kilmer	2221	306	166	54.2
1972	Billy Kilmer	1648	225	120	53.3
1973	Billy Kilmer	1656	227	122	53.7
1974	Billy Kilmer	1632	234	137	58.5
1975	Billy Kilmer	2440	346	178	51.4
1976	Billy Kilmer	1252	206	108	52.4
1977	Billy Kilmer	1187	201	99	49.3
1978	Joe Theismann	2593	390	187	47.9
1979	Joe Theismann	2797	395	233	59.0
1980	Joe Theismann	2962	454	262	57.7
1981	Joe Theismann	3568	496	293	59.1
1982	Joe Theismann	2033	252	161	63.9
1983	Joe Theismann	3714	459	276	60.1
1984	Joe Theismann	3391	477	283	59.3
1985	Joe Theismann	1774	301	167	55.5
1986	Jay Schroeder *	4109	541	276	51.0
1987	Jay Schroeder	1878	267	129	48.3
1988	Doug Williams	2609	380	213	56.1




1989	Mark Rypien	3768	476	280	58.8
1990	Mark Rypien	2070	304	166	54.6
1991	Mark Rypien *	3564	421	249	59.1
1992	Mark Rypien	3282	479	269	56.2
1993	Mark Rypien	1514	319	166	52.0

1994	Heath Shuler (R)	1658	265	120	45.3
1995	Gus Frerotte	2751	396	199	50.3
1996	Gus Frerotte	3453	470	270	57.4
1997	Gus Frerotte	2682	402	204	50.7
1998	Trent Green	3441	509	278	54.6
1999	Brad Johnson	4005	519	316	60.9
2000	Brad Johnson	2505	365	228	62.5
2001	Tony Banks	2386	370	198	53.5
2002	Patrick Ramsey (R)	1539	227	117	51.5
2003	Patrick Ramsey	2166	337	179	53.1
2004	Patrick Ramsey	1665	272	169	62.1
2005	Mark Brunell	3050	454	262	57.7
2006	Mark Brunell	1789	260	162	62.3
2007	Jason Campbell	2700	417	250	60.0
2008	Jason Campbell	3245	506	315	62.3
2009	Jason Campbell	3618	507	327	64.5
2010	Donovan McNabb	3377	472	275	58.3
2011	Rex Grossman	3151	458	265	57.9
2012	Robert Griffin III (R)	3200	393	258	65.6
2013	Robert Griffin III	3203	456	274	60.1
2014	Kirk Cousins	1710	204	126	61.8
2015	Kirk Cousins	4166	543	379	69.8
2016	Kirk Cousins *	4917	606	406	67.0
2017	Kirk Cousins	4093	540	347	64.3
2018	Alex Smith	2180	328	205	62.5
2019	Case Keenum	1707	247	160	64.8

PASSING TOUCHDOWNS


YEAR	PLAYER	TD	ATT	CMP	YDS	INT	RTG
1932	Honolulu Hughes (R)	1	57	11	134	9	5.8
1933	Ed Westfall	1	4	1	33	1	61.5
1934	Steve Hukuf	3	51	13	203	10	23.7
1935	Doug Nott (R)	1	24	7	134	3	24.7
	Pug Rentner	1	50	9	148	15	6.7
	Bill Shepherd (R)	1	55	21	318	14	24.5
1936	Eddie Britt (R)	3	44	18	294	5	47.2
1937	Sammy Baugh (R)	8	171	81	1127	14	50.5



1938	Sammy Baugh	5	128	63	853	11	48.1
1939	Frankie Filchock *	11	89	55	1094	7	111.6
1940	Sammy Baugh *	12	177	111	1367	10	85.6
1941	Sammy Baugh	10	193	106	1236	19	52.2
1942	Sammy Baugh	16	225	132	1524	11	82.5
1943	Sammy Baugh	23	239	133	1754	19	78.0
1944	Frankie Filchock *	13	147	84	1139	9	86.0
1945	Sammy Baugh	11	182	128	1669	4	109.9
1946	Sammy Baugh	8	161	87	1163	17	54.2
1947	Sammy Baugh *	25	354	210	2938	15	92.0
1948	Sammy Baugh	22	315	185	2599	23	78.3
1949	Sammy Baugh	18	255	145	1903	14	81.2
1950	Sammy Baugh	10	166	90	1130	11	68.1

YEARLY LEADERS

1951	Sammy Baugh 7 ... 154...671104... 17...43.8
1952	Eddie LeBaron (R) 14 .. 194...961420 ..15...65.7
1953	Jack Scarbath (R) 9 ... 129...45862 ..12...43.5
1954	Al Dorow (R) 8 ... 138...70997 ..17...54.2
1955	Eddie LeBaron 9 ... 178...791270 ..15...50.5
1956	Al Dorow 8 ... 112...55730 ..8...64.2
1957	Eddie LeBaron 11...167...991508 ..10...86.1
1958	Eddie LeBaron 11... 145...791365 ..10...83.3
1959	Eddie LeBaron 8 ...173...771077 ..11...54.0
1960	Ralph Guglielmi 9 ...223...1251547 ..19...55.7
1961	Norm Snead (R) 11...375...1722337 ..22...51.6
1962	Norm Snead 22...354...1842926 ..22...74.7
1963	Norm Snead 13...363...1753043 ..27...58.1
1964	Sonny Jurgensen 24...385...2072934 ..13...85.4
1965	Sonny Jurgensen 15...356...1902367 ..16...69.6
1966	Sonny Jurgensen 28...436...2543209 ..19...84.5
1967	Sonny Jurgensen * *31...508...2883747 ..16...87.3



1968	Sonny Jurgensen17 ...292...1671980 ..11...81.7
1969	Sonny Jurgensen22...442...2743102 ..15...85.4
1970	Sonny Jurgensen23...337...2022354 ..10...91.5
1971	Billy Kilmer13...306...1662221 ..13...74.0
1972	Billy Kilmer *19 ...225...1201648 ..11...84.8
1973	Billy Kilmer14 ...227...1221656 ..9...81.3
1974	Sonny Jurgensen11...167...1071185 ..5...94.5
1975	Billy Kilmer23...346...1782440 ..16...77.2
1976	Billy Kilmer12 ...206...1081252 ..10...70.3
1977	Billy Kilmer 8 ... 201...991187 ..7...66.5
1978	Joe Theismann13...390...1872593 ..18...61.6
1979	Joe Theismann20...395...2332797 ..13...83.9
1980	Joe Theismann17 ...454...2622962 ..16...75.2
1981	Joe Theismann19 ...496...2933568 ..20...77.3
1982	Joe Theismann13...252...1612033 ..9...91.3
1983	Joe Theismann29...459...2763714 ..11...97.0
1984	Joe Theismann24...477...2833391 ..13...86.6
1985	Joe Theismann 8 ... 301...1671774 ..16...59.6
1986	Jay Schroeder22...541...2764109 ..22...72.9
1987	Jay Schroeder12 ...267...1291878 ..10...71.0
1988	Mark Rypien (R)18...208...1141730 ..13...85.2
1989	Mark Rypien22...476...2803768 ..13...88.1

1990	Mark Rypien16...304...1662070 ..11...78.4
1991	Mark Rypien *28...421...2493564 ..11...97.9
1992	Mark Rypien13...479...2693282 ..17...71.7
1993	Cary Conklin 4 ... 87...46496 ..3...70.9
	Mark Rypien 4 ... 319...1661514 ..10...56.3
1994	John Friesz 10...180...1051266 ..9...77.7
	Heath Shuler (R) 10...265...1201658 ..12...59.6
1995	Gus Frerotte13...396...1992751 ..13...70.2
1996	Gus Frerotte12...470...2703453 ..11...79.3
1997	Gus Frerotte17...402...2042682 ..12...73.8
1998	Trent Green23...509...2783441 ..11...81.8
1999	Brad Johnson24...519...3164005 ..13...90.0
2000	Brad Johnson11...365...2282505 ..15...75.7
2001	Tony Banks 10...370...1982386 ..10...71.3
2002	Shane Matthews11...237...1241251 ..6...72.6
2003	Patrick Ramsey14...337...1792166 ..9...75.8
2004	Patrick Ramsey 10...272...1691665 ..11...74.8
2005	Mark Brunell23...454...2623050 ..10...85.9
2006	Jason Campbell 10...207...1101297 ..6...76.5
2007	Jason Campbell12...417...2502700 ..11...77.6
2008	Jason Campbell13...506...3153245 ..6...84.3
2009	Jason Campbell20...507...3273618 ..15...86.4
2010	Donovan McNabb14...472...2753377 ..15...77.1
2011	Rex Grossman16...458...2653151 ..20...72.4
2012	Robert Griffin III (R)20...393...2583200 ..5...102.4
2013	Robert Griffin III16...456...2743203 ..12...82.2
2014	Kirk Cousins 10...204...1261710 ..9...86.4
2015	Kirk Cousins29...543...3794166 ..11...101.6
2016	Kirk Cousins25...606...4064917 ..12...97.2
2017	Kirk Cousins27...540...3474093 ..13...93.8
2018	Alex Smith10...328...2052180 ..5...85.7
2019	Case Keenum11...247...1601707 ..5...91.3

RECEPTIONS


YEAR	PLAYERREC.....	YDS.....	AVG.....	TD
1932	Cliff Battles (B) (R)4.....	60.....	15.0.....	1
1933	Cliff Battles (B)1.....	185.....	16.8.....	0
1934	Chuck Malone (R)1.....	131.....	11.9.....	2
1935	Chuck Malone22.....	433.....	19.7.....	2
1936	Wayne Millner (R)18.....	211.....	11.7.....	0
1937	Chuck Malone28.....	419.....	15.0.....	4
1938	Chuck Malone24.....	257.....	10.7.....	1
1939	Wayne Millner19.....	294.....	15.5.....	4
	Dick Todd (B) (R)19.....	230.....	12.1.....	3
1940	Jimmy Johnston (B)29.....	350.....	12.1.....	3
1941	Wayne Millner20.....	262.....	13.1.....	0
1942	Dick Todd (B)23.....	328.....	14.3.....	4
1943	Joe Aguirre37.....	420.....	11.4.....	7
1944	Joe Aguirre34.....	410.....	12.1.....	4
1945	Steve Bagarus (R)34.....	617.....	18.1.....	5
1946	Steve Bagarus31.....	438.....	14.1.....	3
1947	Bob Nussbaumer47.....	597.....	12.7.....	4
1948	Dick Todd (B)37.....	550.....	14.9.....	6
1949	Hugh Taylor45.....	781.....	17.4.....	9
1950	Hugh Taylor39.....	833.....	21.4.....	9
1951	Hugh Taylor29.....	444.....	15.3.....	3
1952	Hugh Taylor41.....	961.....	23.4.....	12
1953	Hugh Taylor35.....	703.....	20.1.....	8
1954	Hugh Taylor37.....	659.....	17.8.....	8
1955	Johnny Carson23.....	443.....	19.3.....	3
1956	Johnny Carson39.....	504.....	12.9.....	3
1957	Johnny Carson34.....	583.....	17.1.....	3
1958	Joe Walton32.....	532.....	16.6.....	5
1959	Bill Anderson35.....	734.....	21.0.....	6
1960	Bill Anderson38.....	488.....	12.8.....	3
1961	Fred Dugan53.....	817.....	15.4.....	4
1962	Bobby Mitchell72.....	1384.....	19.2.....	11
1963	Bobby Mitchell69.....	1436.....	20.8.....	7
1964	Bobby Mitchell60.....	904.....	15.1.....	10
1965	Bobby Mitchell60.....	867.....	14.5.....	6

YEARLY LEADERS

1966	Charley Taylor.....	72	1119	15.5	12
1967	Charley Taylor.....	70	990	14.1	9
1968	Charley Taylor.....	48	650	13.5	5
1969	Charley Taylor.....	71	883	12.4	8
1970	Jerry Smith (TE).....	43	575	13.4	9
1971	Roy Jefferson.....	47	701	14.9	4
1972	Charley Taylor.....	49	673	13.7	7
1973	Charley Taylor.....	59	801	13.6	7
1974	Charley Taylor.....	54	738	13.7	5
1975	Charley Taylor.....	53	744	14.0	6
1976	Frank Grant.....	50	818	16.4	5
1977	Jean Fugett (TE).....	36	631	17.5	5
1978	Danny Buggs.....	36	575	16.0	2
1979	Danny Buggs.....	46	631	13.7	1
1980	Art Monk (R).....	58	797	13.7	3
1981	Joe Washington (RB).....	70	558	8.0	3
1982	Art Monk.....	35	447	12.8	1
1983	Charlie Brown.....	78	1225	15.7	8
1984	Art Monk *.....	106	1372	12.9	7
1985	Art Monk.....	91	1226	13.5	2
1986	Gary Clark.....	74	1265	171	7
1987	Gary Clark.....	56	1066	19.0	7
1988	Ricky Sanders.....	73	1148	15.7	12
1989	Art Monk.....	86	1186	13.8	8
1990	Gary Clark.....	75	1112	14.8	8
1991	Art Monk.....	71	1049	14.8	8
1992	Gary Clark.....	64	912	14.3	5
1993	Ricky Sanders.....	58	638	11.0	4
1994	Henry Ellard.....	74	1397	18.9	6
1995	Henry Ellard.....	56	1005	17.9	5
1996	Henry Ellard.....	52	1014	19.5	2
1997	Jamie Asher (TE).....	49	474	9.7	1
1998	Brian Mitchell (RB).....	44	306	7.0	0
	Michael Westbrook.....	44	736	16.7	3
1999	Larry Centers (FB).....	69	544	7.9	6
2000	Larry Centers (FB).....	81	600	7.4	3
2001	Michael Westbrook.....	57	664	11.6	4
2002	Rod Gardner.....	71	1006	14.2	8
2003	Laveranues Coles.....	82	1204	14.7	6
2004	Laveranues Coles.....	90	950	10.6	1
2005	Santana Moss.....	84	1483	17.7	9
2006	Chris Cooley (TE).....	57	734	12.9	6
2007	Chris Cooley (TE).....	66	786	11.9	8
2008	Chris Cooley (TE).....	83	849	10.2	1
2009	Santana Moss.....	70	902	12.9	3
2010	Santana Moss.....	93	1115	12.0	6
2011	Jabar Gaffney.....	68	947	13.9	5
2012	Joshua Morgan.....	48	510	10.6	2
2013	Pierre Garçon *.....	113	1346	11.9	5
2014	Pierre Garçon.....	68	752	11.1	3
2015	Jordan Reed (TE).....	87	952	10.9	11
2016	Pierre Garçon.....	79	1,041	13.2	3
2017	Jamison Crowder.....	66	789	12.0	3
2018	Jordan Reed.....	54	558	10.3	2
2019	Terry McLaurin (R).....	58	919	15.8	7
1944	Wilbur Moore (B).....	424	33	12.8	5
1945	Steve Bagarus (R) (B).....	617	34	18.1	5
1946	Steve Bagarus (B).....	438	31	14.1	3
1947	Eddie Saenz (B).....	598	34	17.6	4
1948	Hal Crisler.....	599	33	18.2	6
1949	Hugh Taylor.....	781	45	17.4	9
1950	Hugh Taylor.....	833	39	21.4	9
1951	Hugh Taylor.....	444	29	15.3	3
1952	Hugh Taylor.....	961	41	23.4	12
1953	Hugh Taylor.....	703	35	20.1	8
1954	Hugh Taylor.....	659	37	17.8	8
1955	Johnny Carson.....	443	23	19.3	3
1956	Johnny Carson.....	504	39	12.9	3
1957	Johnny Carson.....	583	34	17.1	3
1958	Joe Walton (TE).....	532	32	16.6	5
1959	Bill Anderson (TE).....	734	35	21.0	6
1960	Bill Anderson (TE).....	488	38	12.8	3
1961	Fred Dugan.....	817	53	15.4	4
1962	Bobby Mitchell *.....	1384	72	19.2	11
1963	Bobby Mitchell *.....	1436	69	20.8	7
1964	Bobby Mitchell.....	904	60	15.1	10
1965	Bobby Mitchell.....	867	60	14.5	6
1966	Charley Taylor.....	1119	72	15.5	12
1967	Charley Taylor.....	990	70	14.1	9
1968	Charley Taylor.....	650	48	13.5	5
1969	Charley Taylor.....	883	71	12.4	8
1970	Charley Taylor.....	593	42	14.1	8
1971	Roy Jefferson.....	701	47	14.9	4
1972	Charley Taylor.....	673	49	13.7	7
1973	Charley Taylor.....	801	59	13.6	7
1974	Charley Taylor.....	738	54	13.7	5
1975	Frank Grant.....	776	41	18.9	8
1976	Frank Grant.....	818	50	16.4	5
1977	Jean Fugett (TE).....	631	36	17.5	5
1978	John McDaniel.....	577	34	17.0	4
1979	Danny Buggs.....	631	46	13.7	1
1980	Art Monk (R).....	797	58	13.7	3
1981	Art Monk.....	894	56	16.0	6
1982	Charlie Brown (R).....	690	32	21.6	8
1983	Charlie Brown.....	1225	78	15.7	8
1984	Art Monk.....	1372	106	12.9	7
1985	Art Monk.....	1226	91	13.5	2

RECEIVING YARDS

YEAR	PLAYER.....	YDS.....	REC.....	AVG.....	TD
1932	Cliff Battles (R) (B).....	60	4	15.0	1
1933	Cliff Battles (B).....	185	11	16.8	0
1934	Chuck Malone (R).....	131	11	11.9	2
1935	Chuck Malone.....	433	22	19.7	2
1936	Wayne Millner (R).....	211	18	11.7	0
1937	Chuck Malone.....	419	28	15.0	4
1938	Chuck Malone.....	257	24	10.7	1
1939	Andy Farkas (B).....	437	16	27.3	5
1940	Dick Todd (B).....	402	20	20.1	4
1941	Wayne Millner.....	262	20	13.1	0
1942	Dick Todd (B).....	328	23	14.3	4
1943	Wilbur Moore (B).....	537	30	17.9	7



YEARLY LEADERS

1986	Gary Clark	1265	74	171	7
1987	Gary Clark	1066	56	19.0	7
1988	Ricky Sanders	1148	73	15.7	12
1989	Gary Clark	1229	79	15.6	9
1990	Gary Clark	1112	75	14.8	8
1991	Gary Clark	1340	70	19.1	10
1992	Gary Clark	912	64	14.3	5
1993	Ricky Sanders	638	58	11.0	4
1994	Henry Ellard	1397	74	18.9	6
1995	Henry Ellard	1005	56	17.9	5
1996	Henry Ellard	1014	52	19.5	2
1997	Leslie Shepherd	562	29	19.4	5
1998	Michael Westbrook	736	44	16.7	6
1999	Michael Westbrook	1191	65	18.3	9
2000	Albert Connell	762	39	19.5	3
2001	Rod Gardner [R]	741	46	16.1	4
2002	Rod Gardner	1006	71	14.2	8
2003	Laveranues Coles	1204	82	14.7	6
2004	Laveranues Coles	950	90	10.6	1
2005	Santana Moss *	1483	84	17.7	9
2006	Santana Moss	790	55	14.4	6
2007	Santana Moss	808	61	13.2	3
2008	Santana Moss	1044	79	13.2	6
2009	Santana Moss	902	70	12.9	3
2010	Santana Moss	1115	93	12.0	6
2011	Jabar Gaffney	947	68	13.9	5
2012	Pierre Garçon	633	44	14.4	4
2013	Pierre Garçon	1346	113	11.9	5
2014	DeSean Jackson	1169	56	20.9	6
2015	Jordan Reed [TE]	952	87	10.9	11
2016	Pierre Garçon	1041	79	13.2	3
2017	Jamison Crowder	789	66	12.0	3
2018	Jordan Reed	558	54	10.3	2
2019	Terry McLaurin [R]	919	58	15.8	7

RECEIVING TOUCHDOWNS

YEAR	PLAYER	TD	REC	YDS	AVG
1932	Cliff Battles [R] [B]	1	4	60	15.0
1933	Ike Franklan [R]	1	6	75	12.5
1934	Chuck Malone [R]	2	11	131	11.9
1935	Chuck Malone	2	22	433	19.7
1936	Riley Smith [R] [B]	2	3	76	25.3
1937	Chuck Malone	4	28	419	15.0
1938	[Nine players]	1	-	-	-
1939	Andy Farkas [B]	5	16	437	27.3
1940	Bob Masterson	4	18	283	15.7
	Dick Todd [B]	4	20	402	20.1
1941	Joe Aguirre [R]	2	10	103	10.3
	Bob McChesney	2	19	213	11.2
	Bob Seymour [B]	2	6	85	14.2
1942	Dick Todd [B]	4	23	328	14.3
1943	Joe Aguirre	7	37	420	11.4
	Wilbur Moore [B]	7	30	537	17.9
1944	Wilbur Moore [B]	5	33	424	12.8
1945	Steve Bagarus [B]	5	34	617	18.1
1946	Steve Bagarus [B]	3	31	438	14.1
	Eddie Saenz [B]	3	12	242	20.2
1947	Hugh Taylor [R]	6	26	511	19.7
1948	Hal Crisler	6	33	599	18.2
	Dick Todd [B]	6	37	550	14.9
1949	Hugh Taylor	9	45	781	17.4
1950	Hugh Taylor	9	39	833	21.4
1951	Hugh Taylor	3	29	444	15.3
1952	Hugh Taylor	12	41	961	23.4
1953	Hugh Taylor	8	35	703	20.1
1954	Hugh Taylor	8	37	659	17.8
1955	Johnny Carson	3	23	443	19.3
	Vic Janowicz [B]	3	11	149	13.5
1956	Steve Meilinger [R]	5	24	395	16.5
1957	Jim Podoley [R] [B]	4	27	554	20.5

1958	Joe Walton [TE]	5	32	532	16.6
1959	Bill Anderson [TE]	6	35	734	21.0
1960	Bill Anderson [TE]	3	38	488	12.8
	Joe Walton [TE]	3	27	401	14.9
1961	Fred Dugan	4	53	817	15.4
1962	Bobby Mitchell	11	72	1384	19.2
1963	Bobby Mitchell	7	69	1436	20.8
1964	Bobby Mitchell	10	60	904	15.1
1965	Bobby Mitchell	6	60	867	14.5
1966	Charley Taylor	12	72	1119	15.5
1967	Jerry Smith [TE]	12	67	849	12.7
1968	Pat Richter [TE]	9	42	533	12.7
1969	Jerry Smith [TE]	9	54	682	12.6
1970	Jerry Smith [TE]	9	43	575	13.4
1971	Roy Jefferson	4	47	701	14.9
	Charley Taylor	4	24	370	15.4
1972	Jerry Smith [TE]	7	21	353	16.8
	Charley Taylor	7	49	673	13.7
1973	Charley Taylor	7	59	801	13.6
1974	Charley Taylor	5	54	738	13.7
1975	Frank Grant	8	41	776	18.9
1976	Jean Fugett [TE]	6	27	334	12.4
1977	Jean Fugett [TE]	5	36	631	17.5
1978	Jean Fugett [TE]	7	25	367	14.7
1979	Clarence Harmon	5	32	434	13.6
1980	Ricky Thompson	5	22	313	14.2
1981	Art Monk	6	56	894	16.0
1982	Charlie Brown [R]	8	32	690	21.6
1983	Charlie Brown	8	78	1225	15.7
1984	Art Monk	7	106	1372	12.9
1985	Gary Clark [R]	5	72	926	12.9
1986	Gary Clark	7	74	1265	17.1
1987	Gary Clark	7	56	1066	19.0
1988	Ricky Sanders *	12	73	1148	15.7
1989	Gary Clark	9	79	1229	15.6
1990	Gary Clark	8	75	1112	14.8
1991	Gary Clark	10	70	1340	19.1
1992	Gary Clark	5	64	912	14.3
1993	Ricky Sanders	4	58	638	11.0
1994	Henry Ellard	6	74	1397	18.9
1995	Henry Ellard	5	56	1005	17.9
1996	Jamie Asher [TE]	4	42	481	11.5
1997	Leslie Shepherd	5	29	562	19.4
1998	Leslie Shepherd	8	43	712	16.6
1999	Michael Westbrook	9	65	1191	18.3
2000	Irving Fryar	5	41	548	13.4
2001	Rod Gardner [R]	4	46	741	16.1
	Michael Westbrook	4	57	664	11.6
2002	Rod Gardner	8	71	1006	14.2
2003	Laveranues Coles	6	82	1204	14.7
	Darnerien McCants	6	27	360	13.3
2004	Chris Cooley [R] [TE]	6	37	314	8.5
2005	Santana Moss	9	84	1483	17.7
2006	Chris Cooley [TE]	6	57	734	12.9
	Santana Moss	6	55	790	14.4
2007	Chris Cooley [TE]	8	66	786	11.9
2008	Santana Moss	6	79	1044	13.2
2009	Fred Davis [TE]	6	48	509	10.6
2010	Santana Moss	6	93	1115	12.0
2011	Jabar Gaffney	5	68	947	13.9
2012	Santana Moss	8	41	573	14.0
2013	Pierre Garçon	5	113	1346	11.9
2014	DeSean Jackson	6	56	1169	20.9
2015	Jordan Reed [TE]	11	87	952	10.9
2016	Jamison Crowder	7	67	847	12.6
2017	Josh Doctson	6	35	502	14.3
2018	Jamison Crowder	2	29	388	13.4
	Vernon Davis	2	25	367	14.7
	Josh Doctson	2	44	532	12.1
	Jordan Reed	2	54	558	10.3
	Paul Richardson Jr.	2	20	262	13.1

YEARLY LEADERS

2019 Terry McLaurin (R).....7.....58.....898.....15.8

SCORING

YEAR	PLAYER	Pts.	TD	XPM	XPA	FGM	FGA	2pt
1932	Cliff Battles (R)	24	4	0	0	0	0	0
1933	Jim Musick	45	5	12	-	1	-	0
1934	Cliff Battles	43	7	1	-	0	-	0
1935	Jim Musick	14	2	2	-	-	-	0
1936	Cliff Battles	42	7	0	0	0	0	0
1937	Riley Smith	55	3	22	-	5	-	0
1938	Andy Farkas (R)	37	6	1	1	0	0	0
1939	Andy Farkas *	68	11	2	3	0	1	0
1940	Dick Todd	54	9	0	0	0	0	0
1941	Joe Aguirre (R)	26	2	8	9	2	5	0
1942	Andy Farkas	39	6	3	3	0	0	0
1943	Andy Farkas	54	9	0	0	0	0	0
	Wilbur Moore	54	9	0	0	0	0	0
1944	Joe Aguirre	51	4	15	18	4	8	0
1945	Joe Aguirre	44	0	23	23	7	13	0
1946	Dick Poillon	45	1	21	21	6	16	0
1947	Dick Poillon	85	6	37	41	4	6	0
1948	Dick Poillon	66	3	33	38	5	7	0
1949	Hugh Taylor	54	9	0	0	0	0	0
1950	Bill Dudley	64	3	31	31	5	10	0
1951	Bill Dudley	69	3	21	22	10	13	0
1952	Hugh Taylor	72	12	0	0	0	0	0
1953	Bill Dudley	58	0	25	25	11	22	0
1954	Hugh Taylor	48	8	0	0	0	0	0
1955	Vic Janowicz	88	7	28	31	6	20	0
1956	Sam Baker	67	0	16	19	17	25	0
1957	Sam Baker *	77	1	29	30	14	23	0
1958	Sam Baker	64	0	25	25	13	26	0
1959	Sam Baker	51	0	21	22	10	22	0
1960	Bob Khayat (R)	64	0	19	19	15	23	0
1961	John Aveni	42	1	21	23	5	28	0
1962	Bobby Mitchell	72	12	0	0	0	0	0
1963	Bob Khayat	69	0	33	35	12	26	0
1964	Jim Martin	71	0	35	39	12	28	0
1965	Bob Jencks	59	0	29	33	10	22	0
1966	Charlie Gogolak (R)	105	0	39	41	22	34	0
1967	Jerry Smith	72	12	0	0	0	0	0
1968	Charlie Gogolak	57	0	30	31	9	19	0
1969	Curt Knight (R)	83	0	35	36	16	27	0
1970	Curt Knight	93	0	33	34	20	27	0
1971	Curt Knight *	114	0	27	27	29	49	0
1972	Curt Knight	82	0	40	41	14	30	0
1973	Curt Knight	103	0	37	37	22	42	0
1974	Mark Moseley	81	0	27	29	18	30	0
1975	Mark Moseley	85	0	37	39	16	25	0
1976	Mark Moseley *	97	0	31	32	22	34	0
1977	Mark Moseley	82	0	19	19	21	37	0
1978	Mark Moseley	87	0	30	31	19	30	0
1979	Mark Moseley *	114	0	39	39	25	33	0
1980	Mark Moseley	81	0	27	30	18	33	0
1981	Mark Moseley	95	0	38	42	19	30	0
1982	Mark Moseley	76	0	16	19	20	21	0
1983	Mark Moseley *	161	0	62	63	33	47	0
1984	Mark Moseley	120	0	48	51	24	31	0
1985	Mark Moseley	97	0	31	33	22	34	0
1986	George Rogers	108	18	0	0	0	0	0
1987	Ali Haji-Sheikh	68	0	29	32	13	19	0
1988	Chip Lohmiller (R)	97	0	40	41	19	26	0
1989	Chip Lohmiller	128	0	41	41	29	40	0
1990	Chip Lohmiller *	131	0	41	41	30	40	0
1991	Chip Lohmiller *	149	0	56	56	31	43	0
1992	Chip Lohmiller	120	0	30	30	30	40	0
1993	Chip Lohmiller	72	0	24	26	16	28	0
1994	Chip Lohmiller	90	0	30	32	20	28	0
1995	Eddie Murray	114	0	33	33	27	36	0
1996	Terry Allen	126	21	0	0	0	0	0

1997	Scott Blanton	82	0	34	34	16	24	0
1998	Cary Blanchard	63	0	30	31	11	17	0
1999	Brett Conway	115	0	49	50	22	32	0
2000	Stephen Davis	66	11	0	0	0	0	0
2001	Brett Conway	100	0	22	22	26	33	0
2002	James Tuthill (R)	50	0	20	21	10	16	0
2003	John Hall	101	0	26	27	25	33	0
2004	Clinton Portis	42	7	0	0	0	0	0
2005	Clinton Portis	68	11	0	0	0	0	1
2006	Clinton Portis	42	7	0	0	0	0	0
2007	Shaun Suisham	116	0	29	30	29	35	0
2008	Shaun Suisham	103	0	25	25	26	36	0
2009	Shaun Suisham	74	0	20	21	18	21	0
2010	Graham Gano	100	0	28	28	24	35	0
2011	Graham Gano	118	0	25	26	31	41	0
2012	Kai Forbath	95	0	33	34	17	18	0
2013	Kai Forbath	80	0	26	26	18	22	0
2014	Kai Forbath	103	0	31	32	24	27	0
2015	Dustin Hopkins	114	0	39	40	25	28	0
2016	Dustin Hopkins	138	0	36	39	34	42	0
2017	Dustin Hopkins	60	0	18	19	14	17	0
2018	Dustin Hopkins	103	0	25	26	26	29	0
2019	Dustin Hopkins	96	0	21	22	25	30	0

INTERCEPTIONS

YEAR	PLAYER	NO	YDS	AVG	LG	TD
1940	Frankie Filchcock	4	1	0.3	-	0
1941	Sammy Baugh	4	83	20.8	35	0
	Andy Farkas	4	27	6.8	26	0
1942	Sammy Baugh	5	77	15.4	29	0
1943	Sammy Baugh *	11	112	10.2	23	0
1944	Wilbur Moore	5	53	10.6	35	0
1945	Sammy Baugh	4	114	28.5	74	0
	Bob Seymour	4	28	7.0	8	0
	Dick Todd	4	35	8.8	22	0
1946	Steve Bagarus	4	66	16.5	41	0
	Dick Todd	4	26	6.5	0	0
1947	Tom Farmer	6	27	4.5	22	0
1948	Dan Sandifer (R) *	13	258	19.8	54	2
1949	Dan Sandifer	5	82	16.4	59	0
1950	Harry Dowda	4	28	7.0	28	1
	Hall Haynes (R)	4	77	19.3	40	1
1951	Harry Gilmer	5	79	15.8	30	0
	Ed Salem (R)	5	26	5.2	21	0
1952	Johnny Williams (R)	5	97	19.4	38	1
1953	Don Doll	10	102	10.2	28	0
1954	Dick Alban	9	81	9.0	27	0
1955	Norb Hecker	6	52	8.7	26	0
1956	Norb Hecker	8	26	3.3	14	0
1957	Norb Hecker	3	39	13.0	22	0
	Don Shula	3	48	16.0	30	0
1958	Dick James	4	43	10.8	23	0
1959	Dick James	3	47	15.7	25	0
1960	Ben Scotti	4	76	19.0	30	0
1961	Jim Kerr (R)	7	93	13.3	38	0
1962	Claude Crabb (R)	6	30	5.0	13	0
1963	Jim Steffen	5	140	28.0	78	1
1964	Paul Krause (R) *	12	140	11.7	35	1
1965	Paul Krause	6	118	19.7	43	0
	Johnny Sample	6	57	9.5	28	0
1966	Brig Owens (R)	7	165	23.6	60	1
1967	Paul Krause	8	75	9.4	32	0
1968	Brig Owens	8	109	13.6	38	0
1969	Rickie Harris	4	81	20.3	47	0
1970	Mike Bass	4	37	9.3	22	0
	Brig Owens	4	86	21.5	32	0
1971	Mike Bass	8	78	9.8	38	1
1972	Pat Fischer	4	61	15.3	35	0
	Chris Hanburger	4	98	24.5	41	1
1973	Ken Houston	6	32	5.3	22	0

YEARLY LEADERS

1974	Ken Stone	5	95	19.0	31	0
1975	Mike Bass	4	85	21.3	30	0
	Ken Houston	4	33	8.3	19	0
1976	Joe Lavender	8	77	9.6	28	0
1977	Ken Houston	5	69	13.8	31	0
1978	Jake Scott	7	72	10.3	39	0
1979	Lemar Parrish *	9	65	7.2	23	0
1980	Lemar Parrish	7	13	1.9	9	0
1981	Mark Murphy	7	68	9.7	29	0
1982	Vernon Dean [R]	3	62	20.7	26	0
	Jeris White	3	4	1.3	4	0
1983	Mark Murphy *	9	127	14.1	48	0
1984	Vernon Dean	7	114	16.3	36t	2
1985	Vernon Dean	5	8	1.6	8	0
	Curtis Jordan	5	88	17.6	36	0
1986	Darrell Green	5	9	1.8	7	0
1987	Barry Wilburn *	9	135	15.0	100t	1
1988	Barry Wilburn	4	24	6.0	14	0
1989	Brian Davis	4	40	10.0	15	0
	A.J. Johnson [R]	4	94	23.5	59t	1
	Alvin Walton	4	58	14.5	29t	1
1990	Martin Mayhew	7	20	2.9	15	0
1991	Darrell Green	5	47	9.4	24	0
	Wilber Marshall	5	75	15.0	54t	1
1992	Brad Edwards	6	157	26.2	53t	1
1993	Tom Carter [R]	6	54	9.0	29	0
1994	Andre Collins	4	150	37.5	92t	2
1995	Tom Carter	4	116	29.0	51t	1
1996	Tom Carter	5	24	4.8	24	0
1997	Cris Dishman	4	47	11.8	29t	1
	Stanley Richard	4	28	7.0	23	0
1998	Leomont Evans	3	77	25.7	54	0
	Darrell Green	3	36	12.0	36	0
1999	Matt Stevens	6	61	10.2	25	0
2000	Champ Bailey	5	48	9.6	48	0
2001	Fred Smoot [R]	5	36	7.2	36	0
2002	Fred Smoot	4	12	3.0	12	0
2003	Fred Smoot	4	35	8.8	35	0
2004	Shawn Springs	5	117	23.4	38	0
2005	Lemar Marshall	4	55	13.8	27	1
2006	Sean Taylor (8 5 others)	1	25	25.0	25	0
2007	Sean Taylor	5	98	19.6	48	0
2008	Chris Horton	3	13	4.3	10	0
2009	DeAngelo Hall	4	114	28.5	44	0
2010	DeAngelo Hall	6	92	15.3	92t	1
2011	Oshiomogho Aotogwe	3	42	14.0	26	0
	DeAngelo Hall	3	46	15.3	26	0
2012	London Fletcher	5	29	5.8	10	0
2013	DeAngelo Hall	4	49	12.3	26t	2
2014	Bashaud Breeland [R]	2	0	0.0	0	0
2015	Will Blackmon	2	7	3.5	6	0
	Bashaud Breeland	2	56	28.0	28	0
	Perry Riley, Jr.	2	7	3.5	7	0
2016	Bashaud Breeland	3	32	10.7	23	0
	Josh Norman	3	38	12.7	35	0
2017	Kendall Fuller	4	4	1.0	3	0
	D.J. Swearinger	4	32	8.0	31	0
2018	D.J. Swearinger	4	33	8.3	22	0
2019	Quinton Dunbar	4	6	1.5	6	0

PUNTS

YEAR	PLAYER	NO.	YDS	AVG	NET	TB	IN20	LG
1939	Sammy Baugh	28	998	38.4	-	-	-	69
1940	Sammy Baugh	35	1799	51.4	-	-	-	85
1941	Sammy Baugh	30	1462	48.7	-	-	-	75
1942	Sammy Baugh	37	1785	48.2	-	-	-	74
1943	Sammy Baugh *	50	2295	45.9	-	-	-	81
1944	Sammy Baugh	44	1787	40.6	-	-	-	76
1945	Sammy Baugh	33	1429	43.3	-	-	-	57
1946	Sammy Baugh	33	1488	45.1	-	-	-	60

1947	Sammy Baugh	35	1528	43.7	-	-	-	67
1948	Dick Poillon	51	2150	42.2	-	-	-	76
1949	Dick Poillon	67	2697	40.3	-	-	-	59
1950	Choo-Choo Justice [R]	22	908	41.3	-	-	-	57
1951	Billy Cox [R]	28	1122	40.1	-	-	-	61
1952	Eddie LeBaron [R]	51	2150	42.2	-	-	-	63
1953	Eddie LeBaron	51	2004	39.3	-	-	-	60
1954	Choo-Choo Justice	61	2461	40.3	-	-	-	63
1955	Eddie LeBaron	62	2581	41.6	-	-	-	57
1956	Sam Baker	59	2510	42.5	-	-	-	56
1957	Sam Baker	50	2139	42.8	-	-	-	63
1958	Sam Baker	48	2181	45.4	-	-	-	64
1959	Sam Baker	49	2229	45.5	-	-	-	65
1960	Eagle Day	59	2476	42.0	-	-	-	56
1961	Sam Horner	63	2409	38.2	-	-	-	62
1962	Doug Elmore [R]	54	1860	34.4	-	-	-	52
1963	Pat Richter [R]	53	2210	41.7	-	-	-	61
1964	Pat Richter *	91	3749	41.2	-	-	-	63
1965	Pat Richter	54	2344	43.8	-	-	-	72
1966	Pat Richter	68	2884	42.4	-	-	-	60
1967	Pat Richter	72	2976	41.3	-	-	-	58
1968	Mike Bragg [R]	76	3288	43.3	-	-	-	64
1969	Mike Bragg	70	2957	42.2	-	-	-	63
1970	Mike Bragg	61	2493	40.9	-	-	-	66
1971	Mike Bragg	58	2348	40.5	-	-	-	59
1972	Mike Bragg	59	2273	38.5	-	-	-	62
1973	Mike Bragg	64	2581	40.3	-	-	-	61
1974	Mike Bragg	74	2823	38.1	-	-	-	57
1975	Mike Bragg	72	2924	40.6	-	-	-	63
1976	Mike Bragg	90	3503	38.9	32.9	11	15	56
1977	Mike Bragg	91	3502	38.5	35.1	4	29	56
1978	Mike Bragg *	103	4056	39.4	33.9	10	23	56
1979	Mike Bragg	78	2998	38.4	34.1	10	12	74
1980	Mike Connell	85	3331	39.2	33.4	7	11	57
1981	Mike Connell	73	2923	40.0	33.4	5	13	57
1982	Jeff Hayes [R]	51	1937	38.0	33.3	5	10	58
1983	Jeff Hayes	72	2796	38.8	32.6	2	29	56
1984	Jeff Hayes	72	2834	39.4	34.9	5	11	59
1985	Steve Cox	52	2175	41.8	32.4	13	14	57
1986	Steve Cox	75	3271	43.6	36.4	16	21	58
1987	Steve Cox	63	2571	40.8	35.0	7	14	77
1988	Greg Coleman	39	1505	38.6	29.2	3	8	53
1989	Ralf Mojsiejenko	62	2663	43.0	33.3	9	21	74
1990	Ralf Mojsiejenko	43	1687	39.2	34.2	0	17	53
1991	Kelly Goodburn	52	2070	39.8	33.1	3	16	61
1992	Kelly Goodburn	64	2555	39.9	32.7	5	17	66
1993	Reggie Roby	78	3447	44.2	37.2	10	25	60
1994	Reggie Roby	82	3639	44.4	36.1	12	21	65
1995	Matt Turk [R]	74	3140	42.4	37.7	9	29	60
1996	Matt Turk	75	3386	45.1	39.2	11	24	63
1997	Matt Turk	84	3788	45.1	39.2	11	32	62
1998	Matt Turk	93	4103	44.1	39.0	9	33	69
1999	Matt Turk	62	2564	41.4	35.6	10	16	57
2000	Tommy Barnhardt	79	3160	40.0	34.4	5	23	53
2001	Bryan Barker	90	3747	41.6	34.8	9	27	59
2002	Bryan Barker	48	1924	40.1	30.0	5	13	63
2003	Bryan Barker	84	3377	40.2	34.3	5	24	69
2004	Tom Tupa *	103	4544	44.1	35.2	8	30	61
2005	Derrick Frost	76	3074	40.4	36.7	6	23	55
2006	Derrick Frost	81	3471	42.9	36.7	7	27	60
2007	Derrick Frost	75	3072	41.0	36.4	7	23	64
2008	Ryan Plackemeier	55	2291	41.7	33.9	10	15	62
2009	Hunter Smith	57	2356	41.3	36.8	5	23	59
2010	Hunter Smith	57	2310	40.5	33.7	1	17	56
2011	Sav Rocca	66	2842	43.1	39.0	1	28	63
2012	Sav Rocca	68	2984	43.9	37.2	3	22	61
2013	Sav Rocca	84	3526	42.0	33.8	0	26	63
2014	Tress Way	77	3659	47.5	40.0	7	22	77
2015	Tress Way	70	3224	46.1	39.8	7	21	64
2016	Tress Way	49	2209	45.1	38.9	4	15	61
2017	Tress Way	83	3794	45.7	39.0	6	33	64

YEARLY LEADERS

2018	Tress Way	79	3581	45.3	41.5	0	41	63
2019	Tress Way	79	3919	49.6	44.1	4	30	79

PUNTING AVERAGE

YEAR	PLAYER	AVG	NO	YDS	NET
1939	Sammy Baugh	38.4	26	998	-
1940	Sammy Baugh • * #	51.4	35	1799	-
1941	Sammy Baugh •	48.7	30	1462	-
1942	Sammy Baugh •	48.2	37	1785	-
1943	Sammy Baugh •	45.9	50	2295	-
1944	Sammy Baugh	40.6	44	1787	-
1945	Sammy Baugh •	43.3	33	1429	-
1946	Sammy Baugh	45.1	33	1488	-
1947	Sammy Baugh •	43.7	35	1528	-
1948	Dick Poillon	42.2	61	2150	-
1949	Dick Poillon	40.3	67	2697	-
1950	Choo-Choo Justice (R)	41.3	22	908	-
1951	Billy Cox (R)	40.1	28	1122	-
1952	Eddie LeBaron (R)	42.2	51	2150	-
1953	Eddie LeBaron	39.3	51	2004	-
1954	Choo-Choo Justice	40.3	61	2461	-
1955	Eddie LeBaron	41.6	62	2581	-
1956	Sam Baker	42.5	59	2510	-
1957	Sam Baker	42.8	50	2139	-
1958	Sam Baker •	45.4	48	2181	-
1959	Sam Baker	45.5	49	2229	-
1960	Eagle Day	42	59	2476	-
1961	Sam Horner	38.2	63	2409	-
1962	Doug Elmore (R)	34.4	54	1860	-
1963	Pat Richter (R)	41.7	53	2210	-
1964	Pat Richter	41.2	91	3749	-
1965	Pat Richter	43.8	54	2364	-
1966	Pat Richter	42.4	68	2884	-
1967	Pat Richter	41.3	72	2976	-
1968	Mike Bragg (R)	43.3	76	3288	-
1969	Mike Bragg	42.2	70	2957	-
1970	Mike Bragg	40.9	61	2493	-
1971	Mike Bragg	40.5	58	2348	-
1972	Mike Bragg	38.5	59	2273	-
1973	Mike Bragg	40.3	64	2581	-
1974	Mike Bragg	38.1	74	2823	-
1975	Mike Bragg	40.6	72	2924	-
1976	Mike Bragg	38.9	90	3503	32.9
1977	Mike Bragg	38.5	91	3502	35.1
1978	Mike Bragg	39.4	103	4056	33.9
1979	Mike Bragg	38.4	78	2998	34.1
1980	Mike Connell	39.2	85	3331	33.4
1981	Mike Connell	40	73	2923	33.4
1982	Jeff Hayes (R)	38	51	1937	33.3
1983	Jeff Hayes	38.8	72	2796	32.6
1984	Jeff Hayes	39.4	72	2834	34.9
1985	Steve Cox	41.8	52	2175	32.4
1986	Steve Cox	43.6	75	3271	36.4
1987	Steve Cox	40.8	63	2571	35.0
1988	Tommy Barnhardt	41.9	15	628	34.3
1989	Ralf Mojsiejenko	43	62	2663	33.3
1990	Ralf Mojsiejenko	39.2	43	1687	34.2
1991	Kelly Goodburn	39.8	52	2070	33.1
1992	Kelly Goodburn	39.9	64	2555	32.7
1993	Reggie Roby	44.2	78	3447	37.2
1994	Reggie Roby	44.4	82	3639	36.1
1995	Matt Turk (R)	42.4	74	3140	37.7
1996	Matt Turk •	45.1	75	3386	39.2
1997	Matt Turk	45.1	84	3788	39.2
1998	Matt Turk	44.1	93	4103	39.0
1999	Matt Turk	41.4	62	2564	35.6
2000	Tommy Barnhardt	40	79	3160	34.4
2001	Bryan Barker	41.6	90	3747	34.8
2002	Bryan Barker	40.1	48	1924	30.0
2003	Bryan Barker	40.2	84	3377	34.3

2004	Tom Tupa •	44.1	103	4544	35.2
2005	Derrick Frost	40.4	76	3074	36.7
2006	Derrick Frost	42.9	81	3471	36.7
2007	Derrick Frost	41	75	3072	36.4
2008	Ryan Plackemeier	41.7	55	2291	33.9
2009	Hunter Smith	41.3	57	2356	36.8
2010	Josh Bidwell	41.7	15	625	37.7
2011	Sav Rocca	43.1	66	2842	39.0
2012	Sav Rocca	43.9	68	2984	37.2
2013	Sav Rocca	42	84	3526	33.8
2014	Tress Way •	47.5	77	3659	40.0
2015	Tress Way	46.1	70	3224	39.8
2016	Tress Way	45.1	49	2209	38.9
2017	Tress Way	45.7	83	3794	39.0
2018	Tress Way	45.3	79	3581	41.5
2019	Tress Way	49.6	79	3919	44.1

PUNT RETURNS

YEAR	PLAYER	NO	YDS	AVG	LG	TD
1941	Andy Farkas	14	152	10.9	59	1
	Dick Todd	14	238	17.0	73	1
1942	Andy Farkas	16	219	13.7	51	0
1943	Andy Farkas •	15	168	11.2	33	0
1944	Frank Seno	10	129	12.9	60	0
1945	Steve Bagarus (R) •	21	251	12.0	28	0
1946	Steve Bagarus	18	192	10.7	33	0
1947	Eddie Saenz	24	308	12.8	30	0
1948	Dan Sandifer (R)	20	236	11.8	35	0
1949	Dan Sandifer	18	199	11.1	41	0
1950	Eddie Saenz	14	125	8.9	24	0
1951	Bill Dudley	22	172	7.8	27	0
1952	Johnny Williams (R)	24	366	15.3	74	2
1953	Johnny Williams	18	172	9.6	62	0
1954	Joe Scudero (R)	14	53	3.8	25	0
1955	Joe Scudero	25	241	9.6	49	1
1956	Joe Scudero	10	50	5.0	12	0
1957	Bert Zagers	14	217	15.5	76	2
1958	Joe Scudero	8	27	3.4	8	0
1959	Dick James	21	95	4.5	26	0
1960	Dick James	7	46	6.6	20	0
1961	Dick James	12	90	7.5	18	0
1962	Dick James	19	145	7.6	33	0
1963	Dick James	16	214	13.4	39	0
1964	Pervis Atkins	13	138	10.6	68	0
1965	Rickie Harris (R)	31	377	12.2	57	1
1966	Rickie Harris	18	108	6.0	52	1
1967	Rickie Harris	23	208	9.0	51	0
1968	Rickie Harris	19	144	7.6	20	0
1969	Rickie Harris	14	158	11.3	86	1
1970	Rickie Harris	14	10	0.7	8	0
1971	Ted Vactor	23	194	8.4	30	0
1972	Ted Vactor	17	88	5.2	28	0
1973	Speedy Duncan	28	228	8.1	18	0
1974	Joe Theismann (R)	15	157	10.5	44	0
1975	Larry Jones •	53	407	7.7	52	1
1976	Eddie Brown	48	646	13.5	71	1
1977	Eddie Brown • *	57	452	7.9	43	0
1978	Tony Green (R)	42	443	10.5	80	1
1979	Buddy Hardeman (R)	24	207	8.6	52	0
1980	Mike Nelms (R)	48	487	10.1	64	0
1981	Mike Nelms	45	492	10.9	75	2
1982	Mike Nelms	32	252	7.9	28	0
1983	Mike Nelms	38	289	7.6	35	0
1984	Mike Nelms	49	428	8.7	46	0
1985	Ken Jenkins	26	272	10.5	28	0
1986	Ken Jenkins	28	270	9.6	39	0
1987	Eric Yarber	37	273	7.4	33	0
1988	Derrick Shepard	12	104	8.7	23	0
1989	Joe Johnson (R)	21	200	9.5	38	0
1990	Walter Stanley	24	176	7.3	32	0

YEARLY LEADERS

1991	Brian Mitchell	45	600	13.3	69t	2
1992	Brian Mitchell	29	271	9.3	84t	1
1993	Brian Mitchell	29	193	6.7	48	0
1994	Brian Mitchell	32	452	14.1	78t	2
1995	Brian Mitchell	25	315	12.6	59t	1
1996	Brian Mitchell	23	258	11.2	71	0
1997	Brian Mitchell	38	442	11.6	63t	1
1998	Brian Mitchell	44	506	11.5	47	0
1999	Brian Mitchell	40	332	8.3	33	0
2000	Deion Sanders	25	185	7.4	57	0
2001	Eric Metcalf	33	412	12.5	89t	1
2002	Champ Bailey	24	238	9.9	39	0
2003	Chad Morton	19	188	9.9	28	0
2004	James Thrash	19	162	8.5	43	0
2005	Antonio Brown	13	63	4.8	16	0
2006	Antwaan Randle El	39	342	8.8	87t	1
2007	Antwaan Randle El	34	209	6.1	27	0
2008	Antwaan Randle El	39	254	6.5	36	0
2009	Antwaan Randle El	17	102	6.0	43	0
2010	Brandon Banks (R)	38	431	11.3	53	0
2011	Brandon Banks	36	328	9.1	55	0
2012	Brandon Banks	26	178	6.8	27	0
2013	Santana Moss	18	130	7.2	18	0
2014	Andre Roberts	28	208	7.4	37	0
2015	Jamison Crowder (R)	30	158	5.3	16	0
2016	Jamison Crowder	27	328	12.1	85t	1
2017	Jamison Crowder	27	171	6.3	29	0
2018	Greg Stroman (R)	8	27	3.4	10	0
2019	Trey Quinn	16	78	4.9	15	0

PUNT RETURN YARDS

YEAR	PLAYER	YDS	NO	AVG	LG	TD
1941	Dick Todd	238	14	17	73	1
1942	Andy Farkas	219	16	13.7	51	0
1943	Bob Seymour	173	13	13.3	22	0
1944	Frank Seno	129	10	12.9	60	0
1945	Steve Bagarus (R) *	251	21	12	28	0
1946	Steve Bagarus	192	18	10.7	33	0
1947	Eddie Saenz	308	24	12.8	30	0
1948	Dan Sandifer (R)	236	20	11.8	35	0
1949	Dan Sandifer	199	18	11.1	41	0
1950	Bill Dudley	185	12	15.4	96t	1
1951	Bill Dudley	172	22	7.8	27	0
1952	Johnny Williams (R)	366	24	15.3	74t	2
1953	Johnny Williams	172	18	9.6	62	0
1954	Joe Scudero (R)	53	14	3.8	25	0
1955	Joe Scudero	241	25	9.6	49t	1
1956	Tom Runnels (R)	91	8	11.4	59	0
1957	Bert Zagers *	217	14	15.5	76t	2
1958	Bert Zagers	41	7	5.9	23	0
1959	Dick James	95	21	4.5	26	0
1960	Dick James	46	7	6.6	20	0
1961	Dick James	90	12	7.5	18	0
1962	Dick James	145	19	7.6	33	0
1963	Dick James	214	16	13.4	39	0
1964	Pervis Atkins	138	13	10.6	68	0
1965	Rickie Harris (R)	377	31	12.2	57t	1
1966	Rickie Harris	108	18	6	52t	1
1967	Rickie Harris	208	23	9	51	0
1968	Rickie Harris	144	19	7.6	20	0
1969	Rickie Harris	158	14	11.3	86t	1
1970	Walter Roberts	28	10	2.8	9	0
1971	Speedy Duncan	233	22	10.6	33	0
1972	Ted Vactor	88	17	5.2	28	0
1973	Speedy Duncan	228	28	8.1	18	0
1974	Joe Theismann (R)	157	15	10.5	44	0
1975	Larry Jones	407	53	7.7	52t	1
1976	Eddie Brown *	846	48	13.5	71t	1
1977	Eddie Brown	452	57	7.9	43	0
1978	Tony Green (R)	443	42	10.5	80t	1

1979	Buddy Hardeman (R)	207	24	8.6	52	0
1980	Mike Nelms (R)	487	48	10.1	64	0
1981	Mike Nelms	492	45	10.9	75t	2
1982	Mike Nelms	252	32	7.9	28	0
1983	Mike Nelms	289	38	7.6	35	0
1984	Mike Nelms	428	49	8.7	46	0
1985	Ken Jenkins	272	26	10.5	28	0
1986	Ken Jenkins	270	28	9.6	39	0
1987	Eric Yarber	273	37	7.4	33	0
1988	Derrick Shepard	104	12	8.7	23	0
1989	Joe Johnson (R)	200	21	9.5	38	0
1990	Walter Stanley	178	24	7.3	32	0
1991	Brian Mitchell *	600	45	13.3	69t	2
1992	Brian Mitchell	271	29	9.3	84t	1
1993	Brian Mitchell	193	29	6.7	48	0
1994	Brian Mitchell *	452	32	14.1	78t	2
1995	Brian Mitchell	315	25	12.6	59t	1
1996	Brian Mitchell	258	23	11.2	71	0
1997	Brian Mitchell	442	38	11.6	63t	1
1998	Brian Mitchell	506	44	11.5	47	0
1999	Brian Mitchell	332	40	8.3	33	0
2000	Deion Sanders	185	25	7.4	57	0
2001	Eric Metcalf	412	33	12.5	89t	1
2002	Champ Bailey	238	24	9.9	39	0
2003	Chad Morton	188	19	9.9	28	0
2004	James Thrash	162	19	8.5	43	0
2005	James Thrash	77	10	7.7	18	0
2006	Antwaan Randle El	342	39	8.8	87t	1
2007	Antwaan Randle El	209	34	6.1	27	0
2008	Antwaan Randle El	254	39	6.5	36	0
2009	Antwaan Randle El	102	17	6	43	0
2010	Brandon Banks (R)	431	38	11.3	53	0
2011	Brandon Banks	328	36	9.1	55	0
2012	Brandon Banks	178	26	6.8	27	0
2013	Santana Moss	130	18	7.2	18	0
2014	Andre Roberts	208	28	7.4	37	0
2015	Jamison Crowder (R)	158	30	5.3	16	0
2016	Jamison Crowder	328	27	12.1	85t	1
2017	Jamison Crowder	171	27	6.3	29	0
2018	Trey Quinn (R)	52	4	13.0	30	0
2019	Trey Quinn	78	16	4.9	15	0

KICK RETURNS

YEAR	PLAYER	NO	YDS	AVG	LG	TD
1941	Andy Farkas	6	105	17.5	7	0
1942	Andy Farkas	4	206	51.5	95t	1
1943	Andy Farkas	9	279	31.0	84	0
1944	Andy Farkas	11	229	20.8	35	0
1945	Steve Bagarus (R)	12	325	27.1	55	0
1946	Steve Bagarus	13	332	25.5	51	0
1947	Eddie Saenz *	29	797	27.5	94t	2
1948	Dan Sandifer (R) *	26	594	22.8	96t	1
1949	Eddie Saenz *	24	465	19.4	34	0
	Dan Sandifer *	24	518	21.6	70	0
1950	Eddie Saenz	12	347	28.9	71	0
1951	Harry Dowda	13	341	26.2	39	0
1952	Johnny Williams (R)	20	486	24.3	48	0
1953	Sam Baker (R)	9	186	20.7	40	0
	Johnny Williams	9	224	24.9	33	0
1954	Dale Atkeson (R)	24	623	26.0	99t	1
1955	Joe Scudero	25	699	28.0	94t	1
1956	Tom Runnels (R)	17	375	22.1	37	0
1957	Bert Zagers	15	348	23.2	35	0
1958	Sid Watson	19	443	23.3	47	0
1959	Dick James	23	503	21.9	38	0
1960	Sam Horner (R)	24	511	21.3	35	0
1961	Dick James	21	617	29.4	48	0
1962	Dick James	32	889	27.8	72	0
1963	Dick James	30	830	27.7	48	0
1964	Ozzie Clay (R)	19	482	25.4	84	0

YEARLY LEADERS

1965	Billy Hunter (R)	18	432	24.0	50	0
1966	Fred Mazurek	21	505	24.0	58	0
1967	Rickie Harris	25	580	23.2	47	0
1968	Rickie Harris	23	579	25.2	49	0
1969	Rickie Harris	19	458	24.1	54	0
1970	Ted Vactor	28	700	25.0	51	0
1971	Speedy Duncan	27	724	26.8	48	0
1972	Speedy Duncan	15	364	24.3	41	0
1973	Herb Mul-Key	36	1011	28.1	97	1
1974	Larry Jones (R)	23	672	29.2	102	1
1975	Larry Jones *	47	1086	23.1	44	0
1976	Eddie Brown *	30	738	24.6	67	0
1977	Eddie Brown	34	852	25.1	46	0
1978	Tony Green (R)	34	870	25.6	99	1
1979	Buddy Hardeman (R)	19	404	21.3	33	0
1980	Mike Nelms (R)	38	810	21.3	51	0
1981	Mike Nelms	37	1099	29.7	84	0
1982	Mike Nelms	23	557	24.2	58	0
1983	Mike Nelms	35	802	22.9	41	0
1984	Mike Nelms *	42	860	20.5	36	0
1985	Ken Jenkins	41	1018	24.8	95	0
1986	Ken Jenkins	27	554	20.5	37	0
1987	Keith Griffin	25	478	19.1	54	0
1988	Jamie Morris (R)	21	413	19.7	35	0
1989	A.J. Johnson (R)	24	504	21.0	38	0
1990	Joe Johnson	22	427	19.4	35	0
1991	Brian Mitchell	29	583	20.1	35	0
1992	Brian Mitchell	23	492	21.4	47	0
1993	Brian Mitchell	33	678	20.5	68	0
1994	Brian Mitchell	58	1478	25.5	86	0
1995	Brian Mitchell	55	1408	25.6	59	0
1996	Brian Mitchell	56	1258	22.5	50	0
1997	Brian Mitchell	47	1094	23.3	97	1
1998	Brian Mitchell	59	1337	22.7	101	1
1999	Brian Mitchell	43	893	20.8	45	0
2000	James Thrash	45	1000	22.2	49	0
2001	Michael Bates	49	1150	23.5	41	0
2002	Ladell Betts (R)	28	690	24.6	60	0
2003	Chad Morton	44	1029	23.4	94	1
2004	Ladell Betts	23	528	23.0	70	0
2005	Ladell Betts	24	621	25.9	94	1
2006	Rock Cartwright *	64	1541	24.1	100	1
2007	Rock Cartwright	52	1339	25.8	80	0
2008	Rock Cartwright	51	1307	25.6	87	0
2009	Rock Cartwright	39	868	22.3	42	0
2010	Brandon Banks (R)	46	1155	25.1	96	1
2011	Brandon Banks *	51	1174	23.0	47	0
2012	Brandon Banks	22	527	24.0	55	0
2013	Niles Paul	20	411	20.6	39	0
2014	Andre Roberts	30	710	23.7	45	0
2015	Rashad Ross	28	684	24.4	101	1
2016	Chris Thompson	17	360	21.2	28	0
2017	Bashaud Breeland	10	208	20.8	35	0
2018	Danny Johnson (R)	12	283	23.6	44	0
2019	Steven Sims Jr. (R)	32	819	25.6	91	1

KICK RETURN YARDS

YEAR	PLAYER	YDS	NO	AVG	LG	TD
1941	Frankie Filchock	126	5	25.2	—	0
1942	Andy Farkas	206	4	51.5	95	1
1943	Andy Farkas	279	9	31.0	84	0
1944	Andy Farkas	229	11	20.8	35	0
1945	Steve Bagarus (R)	325	12	27.1	55	0
1946	Steve Bagarus	332	13	25.5	51	0
1947	Eddie Saenz *	797	29	27.5	94	2
1948	Dan Sandifer (R) *	594	26	22.8	96	1
1949	Dan Sandifer	518	24	21.6	70	0
1950	Eddie Saenz	347	12	28.9	71	0
1951	Harry Dowda	341	13	26.2	39	0
1952	Johnny Williams (R)	486	20	24.3	48	0

1953	Johnny Williams	224	9	24.9	33	0
1954	Dale Atkeson (R)	623	24	26.0	99	1
1955	Joe Scudero	699	25	28.0	94	1
1956	Tom Runnels (R)	375	17	22.1	37	0
1957	Bert Zagers	348	15	23.2	35	0
1958	Sid Watson	443	19	23.3	47	0
1959	Dick James	503	23	21.9	38	0
1960	Sam Horner (R)	511	24	21.3	35	0
1961	Dick James	617	21	29.4	48	0
1962	Dick James	889	32	27.8	72	0
1963	Dick James	830	30	27.7	48	0
1964	Ozzie Clay (R)	482	19	25.4	84	0
1965	Billy Hunter (R)	432	18	24.0	50	0
1966	Fred Mazurek	505	21	24.0	58	0
1967	Rickie Harris	580	25	23.2	47	0
1968	Rickie Harris	579	23	25.2	49	0
1969	Rickie Harris	458	19	24.1	54	0
1970	Ted Vactor	700	28	25.0	51	0
1971	Speedy Duncan	724	27	26.8	48	0
1972	Speedy Duncan	364	15	24.3	41	0
1973	Herb Mul-Key *	1011	36	28.1	97	1
1974	Larry Jones (R)	672	23	29.2	102	1
1975	Larry Jones *	1086	47	23.1	44	0
1976	Eddie Brown	738	30	24.6	67	0
1977	Eddie Brown	852	34	25.1	46	0
1978	Tony Green (R)	870	34	25.6	99	1
1979	Buddy Hardeman (R)	404	19	21.3	33	0
1980	Mike Nelms (R)	810	38	21.3	51	0
1981	Mike Nelms	1099	37	29.7	84	0
1982	Mike Nelms *	557	23	24.2	58	0
1983	Mike Nelms	802	35	22.9	41	0
1984	Mike Nelms	860	42	20.5	36	0
1985	Ken Jenkins	1018	41	24.8	95	0
1986	Ken Jenkins	554	27	20.5	37	0
1987	Keith Griffin	478	25	19.1	54	0
1988	Jamie Morris (R)	413	21	19.7	35	0
1989	Joe Johnson (R)	522	21	24.9	99	1
1990	Joe Johnson	427	22	19.4	35	0
1991	Brian Mitchell	583	29	20.1	35	0
1992	Brian Mitchell	492	23	21.4	47	0
1993	Brian Mitchell	678	33	20.5	68	0
1994	Brian Mitchell *	1478	58	25.5	86	0
1995	Brian Mitchell	1408	55	25.6	59	0
1996	Brian Mitchell	1258	56	22.5	50	0
1997	Brian Mitchell	1094	47	23.3	97	1
1998	Brian Mitchell	1337	59	22.7	101	1
1999	Brian Mitchell	893	43	20.8	45	0
2000	James Thrash	1000	45	22.2	49	0
2001	Michael Bates	1150	49	23.5	41	0
2002	Ladell Betts (R)	690	28	24.6	60	0
2003	Chad Morton	1029	44	23.4	94	1
2004	Ladell Betts	528	23	23.0	70	0
2005	Ladell Betts	621	24	25.9	94	1
2006	Rock Cartwright *	1541	64	24.1	100	1
2007	Rock Cartwright	1339	52	25.8	80	0
2008	Rock Cartwright	1307	51	25.6	87	0
2009	Rock Cartwright	868	39	22.3	42	0
2010	Brandon Banks (R)	1155	46	25.1	96	1
2011	Brandon Banks *	1174	51	23.0	47	0
2012	Brandon Banks	527	22	24.0	55	0
2013	Niles Paul	411	20	20.6	39	0
2014	Andre Roberts	710	30	23.7	45	0
2015	Rashad Ross	684	28	24.4	101	1
2016	Chris Thompson	360	17	21.2	28	0
2017	Bashaud Breeland	208	10	20.8	35	0
2018	Danny Johnson (R)	283	12	23.6	44	0
2019	Steven Sims Jr. (R)	819	32	25.6	91	1

• NFL Leader * NFC Leader * Team Record # NFL Record
(R) Rookie

YEARLY RESULTS

LEGEND

(M) Monday (T) Tuesday (W) Wednesday
(H) Thursday (F) Friday (S) Saturday
All other games played on Sunday

1932 [4-4-2]

Coach Lud Wray

10/2.....vs. Brooklyn.....	0-14 L.....	6,000
10/9.....vs. NY Giants.....	14-6 W.....	8,000
10/16.....vs. Chi. Cardinals.....	0-9 L.....	15,000
10/23.....at NY Giants.....	0-0 T.....	15,000
10/30.....vs. Chicago Bears.....	7-7 T.....	18,000
11/6.....vs. Staten Island.....	19-6 W.....	
11/13.....vs. Green Bay.....	0-21 L.....	16,500
11/20.....at Portsmouth.....	0-10 L.....	5,000
11/27.....at Chi. Cardinals.....	8-6 W.....	6,200
12/4.....at Brooklyn.....	7-0 W.....	20,000

1933 [5-5-2]

Coach Lone Star Dietz

9/17.....at Green Bay.....	7-7 T.....	5,000
10/1.....at Chicago Bears.....	0-7 L.....	8,000
10/4.....at Pittsburgh (W).....	21-6 W.....	15,000
10/8.....vs. NY Giants.....	21-20 W.....	17,000
10/15.....vs. Portsmouth.....	0-13 L.....	21,000
10/22.....vs. Chi. Cardinals.....	10-0 W.....	18,000
10/29.....vs. Pittsburgh.....	14-16 L.....	7,500
11/5.....vs. Chicago Bears.....	10-0 W.....	22,820
11/12.....at NY Giants.....	0-7 L.....	17,601
11/19.....vs. Green Bay.....	20-7 W.....	16,399
11/26.....at Brooklyn.....	0-14 L.....	15,000
12/3.....at Chi. Cardinals.....	0-0 T.....	7,000

1934 [6-6]

Coach Lone Star Dietz

9/16.....at Pittsburgh.....	7-0 W.....	17,171
9/30.....at Brooklyn.....	6-10 L.....	12,500
10/7.....vs. NY Giants.....	13-16 L.....	17,033
10/14.....vs. Pittsburgh.....	39-0 W.....	15,500
10/17.....at Detroit (W).....	0-24 L.....	12,000
10/21.....vs. Philadelphia.....	6-0 W.....	10,344
10/28.....vs. Chi. Cardinals.....	9-0 W.....	10,000
11/4.....vs. Green Bay.....	0-10 L.....	23,722
11/11.....vs. Chicago Bears.....	0-21 L.....	26,000
11/18.....at Philadelphia.....	14-7 W.....	8,500
11/25.....at NY Giants.....	0-3 L.....	20,000
12/2.....vs. Brooklyn.....	13-3 W.....	13,000

1935 [2-8-1]

Coach Eddie Casey

9/29.....vs. Brooklyn.....	7-3 W.....	17,930
10/6.....vs. NY Giants.....	12-20 L.....	8,000
10/13.....vs. Detroit.....	7-17 L.....	18,737
10/20.....at NY Giants.....	6-17 L.....	20,000
10/27.....at Pittsburgh.....	0-6 L.....	11,379
10/30.....at Detroit (W).....	0-14 L.....	14,000
11/3.....vs. Philadelphia.....	6-7 L.....	10,000
11/10.....vs. Chicago.....	14-30 L.....	16,423
11/24.....vs. Chi. Cardinals.....	0-6 L.....	4,152
12/1.....vs. Pittsburgh.....	13-3 W.....	5,000
12/8.....at Brooklyn.....	0-0 T.....	7,500

1936 [7-5]

Coach Ray Flaherty

9/13.....at Pittsburgh.....	0-10 L.....	15,622
9/20.....at Philadelphia.....	26-3 W.....	20,000
9/27.....at Brooklyn.....	14-3 W.....	15,000
10/4.....vs. NY Giants.....	0-7 L.....	14,133
10/11.....at Green Bay.....	2-31 L.....	6,108
10/18.....vs. Philadelphia.....	17-7 W.....	4,000
11/1.....vs. Chi. Cardinals.....	13-10 W.....	7,000
11/8.....vs. Green Bay.....	3-7 L.....	11,220
11/15.....vs. Chicago.....	0-26 L.....	12,000
11/22.....vs. Brooklyn.....	30-6 W.....	4,197

11/29.....vs. Pittsburgh.....	30-0 W.....	4,813
12/6.....at NY Giants.....	14-0 W.....	18,000

World Championship (Polo Grounds, New York)

12/13.....vs. Green Bay.....	6-21 L.....	29,595
------------------------------	-------------	--------

1937 [8-3]

Coach Ray Flaherty

9/16.....vs. NY Giants (H).....	13-3 W.....	25,000
9/24.....vs. Chi. Cardinals (F).....	14-21 L.....	22,367
10/3.....at Brooklyn.....	11-7 W.....	16,000
10/10.....vs. Philadelphia.....	0-14 L.....	7,320
10/17.....vs. Pittsburgh.....	34-20 W.....	12,835
10/24.....at Philadelphia.....	10-7 W.....	13,167
10/31.....vs. Brooklyn.....	21-0 W.....	22,500
11/14.....at Pittsburgh.....	13-21 L.....	12,242
11/21.....at Cleveland Rams.....	16-7 W.....	3,500
11/28.....vs. Green Bay.....	14-6 W.....	30,000
12/5.....at NY Giants.....	49-14 W.....	

World Championship (Griffith Field, Chicago)

12/12.....at Chicago.....	28-21 W.....	15,878
---------------------------	--------------	--------

1938 [6-3-2]

Coach Ray Flaherty

9/11.....at Philadelphia.....	26-23 W.....	20,000
9/18.....vs. Brooklyn.....	16-16 T.....	23,000
9/25.....vs. Cleveland Rams.....	37-13 W.....	27,000
10/9.....vs. NY Giants.....	7-10 L.....	37,500
10/16.....at Detroit.....	7-5 W.....	42,855
10/23.....at Philadelphia.....	20-14 W.....	3,000
10/30.....at Pittsburgh.....	6-6 T.....	29,913
11/6.....at Brooklyn.....	7-0 W.....	12,910
11/13.....at Chicago.....	7-31 L.....	21,817
11/27.....vs. Pittsburgh.....	15-0 W.....	12,910
12/4.....at NY Giants.....	0-36 L.....	57,461

1939 [8-2-1]

Coach Ray Flaherty

9/17.....at Philadelphia.....	7-0 W.....	33,528
10/1.....vs. NY Giants.....	0-0 T.....	34,712
10/8.....vs. Brooklyn.....	41-13 W.....	27,092
10/15.....vs. Pittsburgh.....	44-14 W.....	25,982
10/22.....at Pittsburgh.....	21-14 W.....	8,602
10/29.....at Green Bay.....	14-24 L.....	24,308
11/5.....vs. Philadelphia.....	7-6 W.....	20,444
11/12.....at Brooklyn.....	42-0 W.....	28,581
11/19.....vs. Chi. Cardinals.....	28-7 W.....	26,667
11/26.....vs. Detroit.....	31-7 W.....	36,183
12/3.....at NY Giants.....	7-9 L.....	62,404

1940 [9-2]

Coach Ray Flaherty

9/15.....vs. Brooklyn.....	24-17 W.....	32,763
9/22.....vs. NY Giants.....	21-7 W.....	34,712
10/6.....at Pittsburgh.....	40-10 W.....	25,213
10/13.....vs. Chi. Cardinals.....	28-21 W.....	33,691
10/20.....at Philadelphia.....	34-17 W.....	26,083
10/27.....at Detroit.....	20-14 W.....	28,090
11/3.....vs. Pittsburgh.....	37-10 W.....	31,204
11/10.....at Brooklyn.....	14-16 L.....	33,846
11/17.....vs. Chicago.....	7-3 W.....	35,231
11/24.....at NY Giants.....	7-21 L.....	48,439
12/1.....vs. Philadelphia.....	13-6 W.....	25,838

World Championship (Griffith Stadium, Washington)

12/8.....vs. Chicago.....	0-73 L.....	36,034
---------------------------	-------------	--------

1941 [6-5]

Coach Ray Flaherty

9/28.....vs. NY Giants.....	10-17 L.....	35,677
10/5.....vs. Brooklyn.....	3-0 W.....	32,642
10/12.....at Pittsburgh.....	24-20 W.....	18,733
10/19.....at Philadelphia.....	21-17 W.....	19,071
10/26.....vs. Cleveland Rams.....	17-13 W.....	32,820

11/2.....vs. Pittsburgh.....	23-3 W.....	30,755
11/9.....at Brooklyn.....	7-13 L.....	31,713
11/16.....at Chicago.....	21-35 L.....	30,095
11/23.....at NY Giants.....	13-20 L.....	49,317
11/30.....vs. Green Bay.....	17-22 L.....	35,594
12/7.....vs. Philadelphia.....	20-14 W.....	27,102

1942 [10-1]

Coach Ray Flaherty

9/20.....vs. Pittsburgh.....	28-14 W.....	25,000
9/27.....vs. NY Giants.....	7-14 L.....	34,700
10/4.....at Philadelphia.....	14-10 W.....	15,500
10/11.....vs. Cleveland Rams.....	33-14 W.....	33,250
10/18.....at Brooklyn.....	21-10 W.....	25,635
10/25.....at Pittsburgh.....	14-0 W.....	37,764
11/1.....vs. Philadelphia.....	30-27 W.....	32,658
11/8.....vs. Chi. Cardinals.....	28-0 W.....	35,425
11/15.....at NY Giants.....	14-7 W.....	30,879
11/22.....vs. Brooklyn.....	23-3 W.....	34,450
11/29.....at Detroit.....	15-3 W.....	6,044

World Championship (Griffith Stadium, Washington)

12/13.....vs. Chicago.....	14-6 W.....	36,006
----------------------------	-------------	--------

1943 [6-3-1]

Coach Arthur "Dutch" Bergman

10/10.....vs. Brooklyn.....	27-0 W.....	35,450
10/17.....at Green Bay.....	33-7 W.....	23,058
10/24.....vs. Chi. Cardinals.....	13-7 W.....	35,450
10/31.....at Brooklyn.....	48-10 W.....	11,471
11/7.....at Phil-Pitt.....	14-14 T.....	28,893
11/14.....vs. Detroit.....	42-20 W.....	35,450
11/21.....vs. Chicago.....	21-7 W.....	35,671
11/28.....vs. Phil-Pitt.....	14-27 L.....	35,826
12/5.....at NY Giants.....	10-14 L.....	35,826
12/12.....vs. NY Giants.....	7-31 L.....	35,540

Eastern Title Playoff

12/19.....at NY Giants.....	28-0 W.....	42,800
-----------------------------	-------------	--------

World Championship (Wrigley Field, Chicago)

12/26.....at Chicago.....	21-41 L.....	34,320
---------------------------	--------------	--------

1944 [6-3-1]

Coach Dudley DeGroot

10/8.....at Philadelphia.....	31-31 T.....	32,549
10/15.....at Boston Yanks.....	21-14 W.....	17,758
10/22.....vs. Brooklyn Tigers.....	17-14 W.....	35,000
10/29.....vs. Chi-Pitt.....	42-20 W.....	35,540
11/5.....vs. Cleveland Rams.....	14-10 W.....	35,450
11/12.....at Brooklyn Tigers.....	10-0 W.....	20,404
11/19.....vs. Philadelphia.....	7-37 L.....	35,540
11/26.....vs. Boston Yanks.....	14-7 W.....	35,540
12/3.....at NY Giants.....	13-16 L.....	35,540
12/10.....vs. NY Giants.....	0-31 L.....	47,457

1945 [8-2]

Coach Dudley DeGroot

10/7.....at Boston Yanks.....	20-28 L.....	22,685
10/14.....at Pittsburgh.....	14-0 W.....	14,050
10/21.....vs. Philadelphia.....	24-14 W.....	34,788
10/28.....at NY Giants.....	24-14 W.....	55,641
11/4.....vs. Chi. Cardinals.....	24-21 W.....	35,000
11/11.....vs. Boston Yanks.....	34-7 W.....	34,788
11/18.....vs. Chicago.....	28-21 W.....	34,788
11/25.....at Philadelphia.....	0-16 L.....	37,306
12/2.....vs. Pittsburgh.....	24-0 W.....	34,788
12/9.....vs. NY Giants.....	17-0 W.....	34,788

World Championship (Cleveland Stadium, Cleveland)

12/16.....at Cleveland Rams.....	14-15 L.....	32,178
----------------------------------	--------------	--------

1946 [5-5-1]

Coach A.G. "Turk" Edwards

9/29.....vs. Pittsburgh.....	14-14 T.....	33,620
10/6.....vs. Detroit.....	17-16 W.....	33,569

YEARLY RESULTS

10/13...vs. NY Giants.....	24-14 W.....	33,651
10/20...at Boston Yanks.....	14-6 W.....	24,357
10/27...vs. Philadelphia.....	24-28 L.....	33,691
11/3...at Pittsburgh.....	7-14 L.....	39,060
11/10...vs. Boston Yanks.....	17-14 W.....	33,691
11/17...at Chicago Bears.....	20-24 L.....	43,315
11/24...at Philadelphia.....	27-10 W.....	36,366
12/1...vs. Green Bay.....	7-20 L.....	33,691
12/8...at NY Giants.....	0-31 L.....	60,337

1947 (4-8)

Coach A.G. "Turk" Edwards

9/28...at Philadelphia.....	42-45 L.....	35,406
10/5...vs. Pittsburgh.....	27-26 W.....	36,585
10/12...vs. NY Giants.....	28-20 W.....	36,533
10/19...at Green Bay.....	10-27 L.....	28,572
10/26...vs. Chicago Bears.....	20-56 L.....	36,591
11/2...vs. Philadelphia.....	14-38 L.....	36,591
11/9...at Pittsburgh.....	14-21 L.....	36,257
11/16...at Detroit.....	21-38 L.....	17,003
11/23...vs. Chi. Cardinals.....	45-21 W.....	35,362
11/30...at Boston Yanks.....	24-27 L.....	24,800
12/7...at NY Giants.....	10-35 L.....	25,594
12/14...vs. Boston Yanks.....	40-13 W.....	33,226

1948 (7-5)

Coach A.G. "Turk" Edwards

9/26...vs. Pittsburgh.....	17-14 W.....	32,593
10/3...vs. NY Giants.....	41-10 W.....	32,593
10/10...at Pittsburgh.....	7-10 L.....	28,969
10/17...vs. Philadelphia.....	0-45 L.....	35,584
10/24...at Green Bay.....	23-7 W.....	13,433
10/31...vs. Boston Yanks.....	59-21 W.....	29,758
11/7...at Boston Yanks.....	23-7 W.....	13,659
11/14...vs. Detroit.....	46-21 W.....	32,528
11/21...at Philadelphia.....	21-42 L.....	36,254
11/28...at Chicago Bears.....	13-48 L.....	42,299
12/5...vs. LA Rams.....	13-41 L.....	32,970
12/12...at NY Giants.....	28-21 W.....	23,156

1949 (4-7-1)

Coaches John Whelchel (7) & Herman Ball (5)

9/26...at Chi. Cardinals (M).....	7-38 L.....	24,136
10/3...at Pittsburgh (M).....	27-14 W.....	30,000
10/9...vs. NY Giants.....	35-45 L.....	30,073
10/16...vs. NY Bulldogs.....	38-14 W.....	26,278
10/23...at Philadelphia.....	14-49 L.....	28,855
10/30...at NY Bulldogs.....	14-14 T.....	3,678
11/6...vs. Pittsburgh.....	27-14 W.....	26,038
11/13...vs. Philadelphia.....	21-44 L.....	31,107
11/20...vs. Chicago Bears.....	21-31 L.....	30,418
11/27...at NY Giants.....	7-23 L.....	12,985
12/4...vs. Green Bay.....	30-0 W.....	23,200
12/11...at LA Rams.....	27-53 L.....	44,899

1950 (3-9)

Coach Herman Ball

9/17...at Baltimore.....	38-14 W.....	29,000
9/24...at Green Bay.....	21-35 L.....	14,109
10/1...vs. Pittsburgh.....	7-28 L.....	25,008
10/8...vs. NY Giants.....	17-21 L.....	19,288
10/22...vs. Chi. Cardinals.....	28-38 L.....	27,856
10/29...at Philadelphia.....	3-35 L.....	33,707
11/5...at NY Giants.....	21-24 L.....	23,909
11/12...vs. Philadelphia.....	0-33 L.....	29,407
11/19...at Cleveland.....	14-20 L.....	21,908
11/26...vs. Baltimore.....	38-28 W.....	21,275
12/3...at Pittsburgh.....	24-7 W.....	19,741
12/10...vs. Cleveland.....	21-45 L.....	30,143

1951 (5-7)

Coaches Herman Ball (3) & Dick Todd (9)

9/30...at Detroit.....	17-35 L.....	27,831
10/7...vs. NY Giants.....	14-35 L.....	23,800
10/14...at Cleveland.....	0-45 L.....	33,968

10/21...vs. Chi. Cardinals.....	7-3 W.....	22,960
10/28...at Philadelphia.....	27-23 W.....	20,437
11/4...vs. Chicago Bears.....	0-27 L.....	21,737
11/11...at NY Giants.....	14-28 L.....	21,242
11/18...at Pittsburgh.....	22-7 W.....	15,060
11/25...vs. LA Rams.....	31-21 W.....	26,307
12/2...vs. Philadelphia.....	21-35 L.....	23,738
12/9...at Chi. Cardinals.....	20-17 W.....	9,459
12/16...vs. Pittsburgh.....	10-20 L.....	18,096

1952 (4-8)

Coach Earl "Curly" Lambeau

9/29...at Chi. Cardinals (M).....	23-7 W.....	17,837
10/5...at Green Bay.....	20-35 L.....	9,657
10/12...vs. Chi. Cardinals.....	6-17 L.....	24,600
10/19...at Pittsburgh.....	28-24 W.....	22,604
10/26...at Cleveland.....	15-19 L.....	32,496
11/2...vs. Pittsburgh.....	23-24 L.....	25,866
11/9...at Philadelphia.....	20-38 L.....	16,932
11/16...vs. San Francisco.....	17-23 L.....	28,997
11/23...vs. NY Giants.....	10-14 L.....	21,125
11/30...vs. Cleveland.....	24-48 L.....	22,679
12/7...at NY Giants.....	27-17 W.....	21,237
12/14...vs. Philadelphia.....	27-21 W.....	22,468

1953 (6-5-1)

Coach Earl "Curly" Lambeau

9/27...at Chi. Cardinals.....	24-13 W.....	16,055
10/2...at Philadelphia (F).....	21-21 T.....	19,099
10/11...vs. NY Giants.....	13-9 W.....	26,241
10/18...vs. Cleveland.....	14-30 L.....	33,963
10/25...at Baltimore.....	17-27 L.....	34,031
11/1...at Cleveland.....	3-27 L.....	47,845
11/8...vs. Chi. Cardinals.....	28-17 W.....	19,654
11/15...vs. Chicago Bears.....	24-27 L.....	21,392
11/22...at NY Giants.....	24-21 W.....	16,887
11/29...at Pittsburgh.....	17-9 W.....	17,026
12/6...vs. Philadelphia.....	10-0 W.....	21,579
12/13...vs. Pittsburgh.....	13-14 L.....	22,057

1954 (3-9)

Coach Joe Kuharich

9/26...at San Francisco.....	7-41 L.....	32,085
10/2...at Pittsburgh (S).....	7-37 L.....	22,492
10/10...vs. NY Giants.....	21-51 L.....	21,217
10/17...vs. Philadelphia.....	21-49 L.....	22,051
10/24...at NY Giants.....	7-24 L.....	22,597
10/31...vs. Baltimore.....	24-21 W.....	23,567
11/7...at Cleveland.....	3-62 L.....	25,158
11/14...vs. Pittsburgh.....	17-14 W.....	19,388
11/21...at Chi. Cardinals.....	16-38 L.....	15,619
11/28...at Philadelphia.....	33-41 L.....	18,517
12/5...vs. Cleveland.....	14-34 L.....	21,761
12/12...vs. Chi. Cardinals.....	37-20 W.....	18,107

1955 (8-4)

Coach Joe Kuharich

9/25...at Cleveland.....	27-17 W.....	30,041
10/1...at Philadelphia (S).....	31-30 W.....	31,891
10/9...vs. Chi. Cardinals.....	10-24 L.....	26,337
10/16...vs. Cleveland.....	14-24 L.....	29,168
10/30...at Baltimore.....	14-13 W.....	51,387
10/30...at NY Giants.....	7-35 L.....	17,402
11/6...vs. Philadelphia.....	34-21 W.....	25,741
11/13...vs. San Francisco.....	7-0 W.....	25,112
11/20...at Chi. Cardinals.....	31-0 W.....	16,901
11/27...at Pittsburgh.....	23-14 W.....	21,760
12/4...vs. NY Giants.....	20-27 L.....	28,556
12/11...vs. Pittsburgh.....	28-17 W.....	20,547

1956 (6-6)

Coach Joe Kuharich

9/30...at Philadelphia.....	13-30 L.....	27,718
10/6...at Philadelphia (S).....	9-13 L.....	26,807
10/14...vs. Chi. Cardinals.....	3-31 L.....	25,794

10/21...vs. Cleveland.....	20-9 W.....	23,332
10/28...at Chi. Cardinals.....	17-14 W.....	30,553
11/11...vs. Detroit.....	18-17 W.....	28,003
11/18...vs. NY Giants.....	33-7 W.....	26,261
11/25...at Cleveland.....	20-17 W.....	22,878
12/2...at NY Giants.....	14-28 L.....	26,261
12/9...vs. Philadelphia.....	19-17 W.....	22,333
12/16...vs. Pittsburgh.....	0-23 L.....	21,097
12/23...at Baltimore.....	17-19 L.....	32,994

1957 (5-6-1)

Coach Joe Kuharich

9/29...at Pittsburgh.....	7-28 L.....	27,452
10/6...at Chi. Cardinals.....	37-14 W.....	18,278
10/13...vs. NY Giants.....	20-24 L.....	39,086
10/20...vs. Chi. Cardinals.....	14-44 L.....	23,159
10/27...at NY Giants.....	31-14 W.....	40,416
11/3...at Cleveland.....	17-21 L.....	52,936
11/10...vs. Baltimore.....	17-21 L.....	33,149
11/17...vs. Cleveland.....	30-30 T.....	27,722
11/24...at Philadelphia.....	12-21 L.....	20,730
12/1...at Chicago Bears.....	14-3 W.....	39,148
12/8...vs. Philadelphia.....	42-7 W.....	21,304
12/15...vs. Pittsburgh.....	10-3 W.....	22,577

1958 (4-7-1)

Coach Joe Kuharich

9/28...at Philadelphia.....	24-14 W.....	36,853
10/4...at Chi. Cardinals (S).....	10-37 L.....	21,824
10/12...vs. NY Giants.....	14-21 L.....	30,348
10/19...vs. Green Bay.....	37-21 W.....	25,228
10/26...at Baltimore.....	10-35 L.....	54,403
11/2...at Pittsburgh.....	16-24 L.....	19,525
11/9...vs. Chi. Cardinals.....	45-31 W.....	26,196
11/16...vs. Cleveland.....	10-20 L.....	32,372
11/23...at NY Giants.....	0-30 L.....	46,752
11/30...at Cleveland.....	14-21 L.....	33,240
12/7...vs. Pittsburgh.....	14-14 T.....	23,370
12/14...vs. Philadelphia.....	20-0 W.....	22,621

1959 (3-9)

Coach Mike Nixon

9/27...at Chi. Cardinals.....	21-49 L.....	21,892
10/4...at Pittsburgh.....	23-17 W.....	26,570
10/11...vs. Chi. Cardinals.....	23-14 W.....	25,937
10/18...vs. Pittsburgh.....	6-27 L.....	28,218
10/25...at Cleveland.....	7-34 L.....	42,732
11/1...at Philadelphia.....	23-30 L.....	39,854
11/8...vs. Baltimore.....	27-24 T.....	32,773
11/15...vs. Cleveland.....	17-31 L.....	32,266
11/22...at Green Bay.....	0-21 L.....	31,853
11/29...at NY Giants.....	14-45 L.....	60,982
12/6...vs. Philadelphia.....	14-34 L.....	24,325
12/13...vs. NY Giants.....	10-24 L.....	26,198

1960 (1-9-2)

Coach Mike Nixon

9/25...at Baltimore.....	0-20 L.....	53,818
10/9...vs. Dallas.....	26-14 W.....	21,142
10/16...at NY Giants.....	24-24 T.....	60,625
10/23...vs. Pittsburgh.....	27-27 L.....	25,292
10/30...vs. Cleveland.....	10-31 L.....	32,086
11/6...at STL Cardinals.....	7-44 L.....	22,458
11/13...at Philadelphia.....	13-19 L.....	39,361
11/20...vs. STL Cardinals.....	14-26 L.....	23,848
11/27...at Pittsburgh.....	10-22 L.....	22,334
12/4...at Cleveland.....	16-17 L.....	35,211
12/11...vs. NY Giants.....	3-17 L.....	14,077
12/18...vs. Philadelphia.....	28-38 L.....	20,558

1961 (1-12-1)

Coach Bill McPeak

9/17...at San Francisco.....	3-35 L.....	43,142
9/24...at Philadelphia.....	7-14 L.....	50,108
10/1...vs. NY Giants.....	21-24 L.....	36,767

YEARLY RESULTS

10/8.....at Cleveland.....	7-31 L	48,186
10/15.....at Pittsburgh.....	0-20 L	15,072
10/22.....vs. STL Cardinals.....	0-24 L	28,037
10/29.....vs. Philadelphia.....	24-27 L	31,066
11/5.....at NY Giants.....	0-53 L	56,077
11/12.....vs. Cleveland.....	6-17 L	28,975
11/19.....at Dallas.....	28-28 T	17,500
11/26.....vs. Baltimore.....	6-27 L	41,062
12/3.....at STL Cardinals.....	24-38 L	16,204
12/10.....vs. Pittsburgh.....	14-30 L	21,134
12/17.....vs. Dallas.....	34-24 W	21,451

1962 (5-7-2)

Coch Bill McPeak

9/16.....at Dallas.....	35-35 T	15,730
9/23.....at Cleveland.....	17-16 W	57,491
9/30.....vs. STL Cardinals.....	24-14 W	37,419
10/7.....vs. LA Rams.....	20-14 W	18,104
10/14.....at STL Cardinals.....	17-17 T	38,264
10/21.....at Philadelphia.....	27-21 W	60,671
10/28.....at NY Giants.....	34-49 L	62,844
11/4.....vs. Dallas.....	10-38 L	49,888
11/11.....vs. Cleveland.....	17-9 W	48,169
11/18.....at Pittsburgh.....	21-23 L	21,231
11/25.....vs. NY Giants.....	24-42 L	49,219
12/2.....vs. Philadelphia.....	14-37 L	32,229
12/8.....at Baltimore (S).....	21-34 L	56,964
12/16.....vs. Pittsburgh.....	24-27 L	34,508

1963 (3-11)

Coch Bill McPeak

9/15.....at Cleveland.....	14-37 L	57,618
9/21.....at LA Rams (S).....	37-14 W	29,295
9/29.....vs. Dallas.....	21-17 W	40,101
10/6.....vs. NY Giants.....	14-24 L	49,419
10/13.....vs. Philadelphia.....	24-37 L	49,219
10/20.....at Pittsburgh.....	27-38 L	41,987
10/27.....vs. STL Cardinals.....	7-21 L	46,921
11/3.....at Dallas.....	20-35 L	18,838
11/10.....at STL Cardinals.....	20-24 L	18,197
11/17.....vs. Pittsburgh.....	28-34 L	49,219
11/24.....at Philadelphia.....	13-10 W	60,671
12/1.....vs. Baltimore.....	20-36 L	44,006
12/8.....at NY Giants.....	14-44 L	62,992
12/15.....vs. Cleveland.....	20-27 L	40,865

1964 (6-8)

Coch Bill McPeak

9/13.....vs. Cleveland.....	13-27 L	47,577
9/20.....at Dallas.....	18-24 L	25,158
9/25.....at NY Giants (F).....	10-13 L	62,996
10/4.....vs. STL Cardinals.....	17-23 L	49,219
10/11.....vs. Philadelphia.....	35-20 W	49,219
10/18.....at STL Cardinals.....	24-38 L	23,748
10/25.....vs. Chicago.....	27-20 W	49,219
11/1.....at Philadelphia.....	21-10 W	60,671
11/8.....at Cleveland.....	24-34 L	76,385
11/15.....at Pittsburgh.....	30-0 W	31,587
11/22.....vs. Dallas.....	28-16 W	49,219
11/29.....vs. NY Giants.....	36-21 W	49,219
12/6.....vs. Pittsburgh.....	7-14 L	49,219
12/13.....at Baltimore.....	17-45 L	60,213

1965 (6-8)

Coch Bill McPeak

9/19.....vs. Cleveland.....	7-17 L	48,208
9/26.....at Dallas.....	7-27 L	61,577
10/3.....at Detroit.....	10-14 L	52,627
10/10.....vs. STL Cardinals.....	16-37 L	50,205
10/17.....vs. Baltimore.....	7-38 L	50,405
10/24.....at STL Cardinals.....	24-20 W	32,228
10/31.....vs. Philadelphia.....	23-21 W	50,301
11/7.....at NY Giants.....	23-7 W	62,788
11/14.....at Philadelphia.....	14-21 L	60,444
11/21.....at Pittsburgh.....	31-3 W	25,052

11/28.....vs. Dallas.....	34-31 W	50,205
12/5.....at Cleveland.....	16-24 L	77,765
12/12.....vs. NY Giants.....	10-27 L	50,373
12/19.....vs. Pittsburgh.....	35-14 W	49,806

1966 (7-7)

Coch Otto Graham

9/11.....vs. Cleveland.....	14-38 L	48,643
9/18.....at STL Cardinals.....	7-23 L	40,198
9/25.....at Pittsburgh.....	33-27 W	37,505
10/2.....vs. Pittsburgh.....	24-10 W	47,360
10/9.....vs. Atlanta.....	33-20 W	50,116
10/16.....at NY Giants.....	10-13 L	62,865
10/23.....vs. STL Cardinals.....	26-20 W	50,154
10/30.....at Philadelphia.....	27-13 W	60,658
11/6.....at Baltimore.....	10-37 L	60,238
11/13.....vs. Dallas.....	30-31 L	50,927
11/20.....at Cleveland.....	3-14 L	78,466
11/27.....vs. NY Giants.....	72-41 W	50,439
12/11.....at Dallas.....	34-31 W	64,198
12/18.....vs. Philadelphia.....	28-37 L	50,405

1967 (5-6-3)

Coch Otto Graham

9/17.....at Philadelphia.....	24-35 L	60,709
9/24.....at New Orleans.....	30-10 W	74,837
10/1.....vs. NY Giants.....	38-34 W	50,266
10/8.....vs. Dallas.....	14-17 L	50,566
10/15.....at Atlanta.....	20-20 T	56,538
10/22.....at LA Rams.....	28-28 T	55,381
10/29.....vs. Baltimore.....	13-17 L	50,574
11/5.....vs. STL Cardinals.....	21-27 L	50,480
11/12.....vs. San Francisco.....	31-28 W	50,326
11/19.....at Dallas.....	27-20 W	75,538
11/26.....at Cleveland.....	37-42 L	72,798
12/3.....vs. Philadelphia.....	35-35 T	50,451
12/10.....at Pittsburgh.....	15-10 W	22,251
12/17.....vs. New Orleans.....	14-30 L	50,486

1968 (5-9)

Coch Otto Graham

9/15.....at Chicago.....	38-28 W	41,321
9/22.....at New Orleans.....	17-37 L	65,941
9/29.....at NY Giants.....	21-48 L	62,797
10/6.....vs. Philadelphia.....	17-14 W	50,816
10/13.....vs. Pittsburgh.....	16-13 W	50,659
10/20.....at STL Cardinals.....	14-41 L	46,456
10/27.....vs. NY Giants.....	10-13 L	50,839
11/3.....at Minnesota.....	14-27 L	47,644
11/10.....at Philadelphia.....	16-10 W	59,133
11/17.....vs. Dallas.....	24-44 L	50,816
11/24.....vs. Green Bay.....	7-27 L	50,621
11/28.....at Dallas (H).....	20-29 L	66,076
12/8.....vs. Cleveland.....	21-24 L	50,661
12/15.....vs. Detroit.....	14-3 W	50,123

1969 (7-5-2)

Coch Vince Lombardi

9/21.....at New Orleans.....	26-20 W	73,147
9/28.....at Cleveland.....	23-27 L	82,581
10/5.....at San Francisco.....	17-17 T	35,642
10/12.....vs. STL Cardinals.....	33-17 W	50,481
10/19.....vs. NY Giants.....	20-14 W	50,352
10/26.....at Pittsburgh.....	14-7 W	46,557
11/2.....at Baltimore.....	17-41 L	60,238
11/9.....vs. Philadelphia.....	28-28 T	50,502
11/16.....vs. Dallas.....	28-41 L	50,474
11/23.....vs. Atlanta.....	27-20 W	50,345
11/30.....vs. LA Rams.....	13-24 L	50,352
12/7.....at Philadelphia.....	34-29 W	60,658
12/14.....vs. New Orleans.....	17-14 W	50,354
12/21.....at Dallas.....	10-20 L	56,924

1970 (7-5-2)

Coch Bill Austin

9/20.....at San Francisco.....	17-26 L	34,984
9/27.....at STL Cardinals.....	17-27 L	44,246
10/4.....at Philadelphia.....	33-21 W	60,658
10/11.....vs. Detroit.....	31-10 W	50,414
10/19.....at Oakland (M).....	20-34 L	54,471
10/25.....vs. Cincinnati.....	20-0 W	50,415
11/1.....at Denver.....	19-3 W	50,705
11/8.....vs. Minnesota.....	10-19 L	50,415
11/15.....at NY Giants.....	33-35 L	62,915
11/22.....vs. Dallas.....	21-45 L	50,415
11/29.....vs. NY Giants.....	24-27 L	50,415
12/6.....at Dallas.....	0-34 L	57,936
12/13.....vs. Philadelphia.....	24-6 W	50,415
12/20.....vs. STL Cardinals.....	28-27 W	50,415

1971 (9-4-1)

Coch George Allen

9/19.....at STL Cardinals.....	24-17 W	46,805
9/26.....at NY Giants.....	30-3 W	62,795
10/3.....at Dallas.....	20-16 W	72,000
10/10.....vs. Houston.....	22-13 W	53,041
10/17.....vs. STL Cardinals.....	20-0 W	53,041
10/24.....at Kansas City.....	20-27 L	51,989
10/31.....vs. New Orleans.....	24-14 W	53,041
11/7.....vs. Philadelphia.....	7-7 T	53,041
11/14.....at Chicago.....	15-16 L	55,049
11/21.....vs. Dallas.....	0-13 L	53,041
11/28.....at Philadelphia.....	20-13 W	65,358
12/5.....vs. NY Giants.....	23-7 W	53,041
12/13.....at LA Rams (M).....	38-24 W	80,402
12/19.....vs. Cleveland.....	13-20 L	53,041

Playoffs

12/26.....at San Francisco.....	20-24 L	45,237
---------------------------------	---------	--------

1972 (11-3)

Coch George Allen

9/18.....at Minnesota (M).....	24-21 W	47,900
9/24.....vs. STL Cardinals.....	24-10 W	53,039
10/1.....at New England.....	23-24 L	60,999
10/8.....vs. Philadelphia.....	14-0 W	53,039
10/15.....at STL Cardinals.....	33-3 W	50,454
10/22.....vs. Dallas.....	24-20 W	53,039
10/29.....at NY Giants.....	23-16 W	62,878
11/5.....at NY Jets.....	35-17 W	63,962
11/12.....vs. NY Giants.....	27-13 W	53,039
11/20.....vs. Atlanta (M).....	24-13 W	53,039
11/26.....vs. Green Bay.....	21-16 W	53,039
12/3.....at Philadelphia.....	23-7 W	65,720
12/9.....at Dallas (S).....	24-34 L	65,136
12/17.....vs. Buffalo.....	17-24 L	53,039

Playoffs

12/24.....vs. Green Bay.....	16-3 W	53,140
12/31.....vs. Dallas.....	26-3 W	53,129

Super Bowl VII

[Los Angeles Memorial Coliseum, Los Angeles]
 1/14.....vs. Miami 7-14 L..... 90,182

1973 (10-4)

Coch George Allen

9/16.....vs. San Diego.....	38-0 W	53,589
9/23.....at STL Cardinals.....	27-34 L	50,316
9/30.....at Philadelphia.....	28-7 W	64,147
10/8.....vs. Dallas (M).....	14-7 W	54,314
10/14.....at NY Giants.....	21-3 W	70,168
10/21.....vs. STL Cardinals.....	31-13 W	54,381
10/28.....at New Orleans.....	3-19 L	66,315
11/5.....at Pittsburgh (M).....	16-21 L	49,220
11/11.....vs. San Francisco.....	33-9 W	54,381
11/18.....vs. Baltimore.....	22-14 W	52,675
11/22.....at Detroit (H).....	20-0 W	46,807
12/2.....vs. NY Giants.....	27-24 W	53,590
12/9.....at Dallas.....	7-27 L	62,195

YEARLY RESULTS

12/16...vs. Philadelphia.....38-20 W....49,484
Playoffs
 12/22...at Minnesota [S].....20-27 L....45,475

1974 (10-4)

Coach George Allen

9/15...at NY Giants.....13-10 W....51,764
 9/22...vs. STL Cardinals.....10-17 L....53,888
 9/30...vs. Denver [M].....30-3 W....54,395
 10/6...at Cincinnati.....17-28 L....56,175
 10/13...vs. Miami.....20-17 W....54,395
 10/20...vs. NY Giants.....24-3 W....53,363
 10/27...at STL Cardinals.....20-23 L....50,767
 11/3...at Green Bay.....17-6 W....56,267
 11/10...at Philadelphia.....27-20 W....65,947
 11/17...vs. Dallas.....28-21 W....54,395
 11/24...vs. Philadelphia.....26-7 W....54,395
 11/28...at Dallas [H].....23-24 L....63,243
 12/9...at LA Rams [M].....23-17 W....87,313
 12/15...vs. Chicago.....42-0 W....52,085

Playoffs

12/22...at LA Rams.....10-19 L....80,118

1975 (8-6)

Coach George Allen

9/21...vs. New Orleans.....41-3 W....53,824
 9/28...vs. NY Giants.....49-13 W....54,953
 10/5...at Philadelphia.....10-26 L....66,090
 10/13...vs. STL Cardinals [M].....27-17 W....54,693
 10/19...at Houston.....10-13 L....49,566
 10/26...at Cleveland.....23-7 W....56,702
 11/2...vs. Dallas.....30-24 [OT] W....55,004
 11/9...at NY Giants.....21-13 W....57,242
 11/16...at STL Cardinals.....17-20 [OT] L....49,919
 11/23...vs. Oakland.....23-26 [OT] L....53,582
 11/30...vs. Minnesota.....31-30 W....54,498
 12/7...at Atlanta.....30-27 W....52,809
 12/13...at Dallas [S].....10-31 L....61,091
 12/21...vs. Philadelphia.....3-26 L....49,385

1976 (10-4)

Coach George Allen

9/12...vs. NY Giants.....19-17 W....54,245
 9/19...vs. Seattle.....31-7 W....53,174
 9/27...at Philadelphia [M].....20-17 [OT] W....60,131
 10/3...at Chicago.....7-33 L....52,105
 10/10...vs. Kansas City.....30-33 L....53,060
 10/17...vs. Detroit.....20-7 W....45,908
 10/25...vs. STL Cardinals [M].....20-10 W....48,325
 10/31...vs. Dallas.....7-20 L....55,004
 11/7...at San Francisco.....24-21 W....56,134
 11/14...at NY Giants.....9-12 L....72,975
 11/21...at STL Cardinals.....16-10 W....49,833
 11/28...vs. Philadelphia.....24-0 W....54,292
 12/5...at NY Jets.....37-16 W....46,638
 12/12...at Dallas.....29-14 W....59,916

Playoffs

12/18...at Minnesota [S].....20-35 L....47,221

1977 (9-5)

Coach George Allen

9/10...at NY Giants.....17-20 L....76,086
 9/25...vs. Atlanta.....10-6 W....55,031
 10/2...vs. STL Cardinals.....24-14 W....55,031
 10/9...at Tampa Bay.....10-0 W....58,571
 10/16...at Dallas.....16-34 L....62,115
 10/23...vs. NY Giants.....6-17 L....53,903
 10/30...vs. Philadelphia.....23-17 W....55,031
 11/7...at Baltimore [M].....3-10 L....57,740
 11/13...at Philadelphia.....17-14 W....60,702
 11/21...vs. Green Bay [M].....10-9 W....51,498
 11/27...vs. Dallas.....7-14 L....55,031
 12/4...at Buffalo.....10-0 W....22,975
 12/10...at STL Cardinals [S].....26-20 W....36,067
 12/17...vs. LA Rams [S].....17-14 W....54,208

1978 (8-8)

Coach Jack Pardee

9/3...at New England.....16-14 W....55,037
 9/10...vs. Philadelphia.....35-30 W....54,380
 9/17...at STL Cardinals.....28-10 W....49,282
 9/24...vs. NY Jets.....23-3 W....54,729
 10/2...vs. Dallas [M].....9-5 W....55,031
 10/8...at Detroit.....21-19 W....60,555
 10/15...at Philadelphia.....10-17 L....65,722
 10/22...at NY Giants.....6-17 L....76,192
 10/29...vs. San Francisco.....38-20 W....53,706
 11/6...at Baltimore [M].....17-21 L....57,631
 11/12...vs. NY Giants.....16-13 [OT] W....53,271
 11/19...vs. STL Cardinals.....17-27 L....52,460
 11/23...at Dallas [H].....10-37 L....64,905
 12/3...vs. Miami.....0-16 L....52,860
 12/10...at Atlanta.....17-20 L....54,178
 12/16...vs. Chicago [S].....10-14 L....49,774

1979 (10-6)

Coach Jack Pardee

9/2...vs. Houston.....27-29 L....54,282
 9/9...at Detroit.....27-24 W....54,991
 9/17...vs. NY Giants [M].....27-0 W....54,672
 9/23...at STL Cardinals.....17-7 W....50,680
 9/30...at Atlanta.....16-7 W....56,810
 10/7...at Philadelphia.....17-28 L....69,142
 10/14...at Cleveland.....13-9 W....63,323
 10/21...vs. Philadelphia.....17-7 W....54,442
 10/28...vs. New Orleans.....10-14 L....52,133
 11/4...at Pittsburgh.....7-38 L....49,462
 11/11...vs. STL Cardinals.....30-28 W....50,868
 11/18...vs. Dallas.....34-20 W....55,031
 11/25...at NY Giants.....6-14 L....72,641
 12/2...vs. Green Bay.....38-21 W....51,882
 12/9...vs. Cincinnati.....28-14 W....52,882
 12/16...at Dallas.....34-35 L....62,867

1980 (6-10)

Coach Jack Pardee

9/8...vs. Dallas [M].....3-17 L....55,045
 9/14...at NY Giants.....23-21 W....73,343
 9/21...at Oakland.....21-24 L....45,163
 9/28...vs. Seattle.....0-14 L....53,263
 10/5...at Philadelphia.....14-24 L....69,044
 10/13...at Denver [M].....17-20 L....74,657
 10/19...vs. STL Cardinals.....23-0 W....51,060
 10/26...vs. New Orleans.....22-14 W....51,375
 11/2...vs. Minnesota.....14-39 L....52,060
 11/9...at Chicago.....21-35 L....57,159
 11/16...vs. Philadelphia.....0-24 L....51,897
 11/23...at Dallas.....10-14 L....58,809
 11/30...at Atlanta.....6-10 L....55,665
 12/7...vs. San Diego.....40-17 W....48,556
 12/13...vs. NY Giants [S].....16-13 W....44,443
 12/21...at STL Cardinals.....31-7 W....35,942

1981 (8-8)

Coach Joe Gibbs

9/8...vs. Dallas.....10-26 L....55,045
 9/13...vs. NY Giants.....7-17 L....53,343
 9/20...at STL Cardinals.....30-40 L....47,592
 9/27...at Philadelphia.....13-36 L....70,664
 10/4...vs. San Francisco.....17-30 L....51,843
 10/11...at Chicago.....24-7 W....57,683
 10/18...at Miami.....10-13 L....47,367
 10/25...vs. New England.....24-22 W....50,394
 11/1...vs. STL Cardinals.....42-21 W....50,643
 11/8...vs. Detroit.....33-31 W....52,090
 11/15...at NY Giants.....30-27 [OT] W....63,133
 11/22...at Dallas.....10-24 L....64,583
 11/29...at Buffalo.....14-21 L....59,624
 12/6...vs. Philadelphia.....15-13 W....52,206
 12/13...vs. Baltimore.....38-14 W....49,706

12/20...at LA Rams.....30-7 W....52,224

1982 (8-1)

Coach Joe Gibbs

9/12...at Philadelphia.....37-34 [OT] W....68,885
 9/19...at Tampa Bay.....21-13 W....66,187
 11/21...at NY Giants.....27-17 W....70,766
 11/28...vs. Philadelphia.....13-9 W....48,313
 12/5...vs. Dallas.....10-24 L....54,633
 12/12...at STL Cardinals.....12-7 W....35,308
 12/19...vs. NY Giants.....15-14 W....50,030
 12/26...at New Orleans.....27-10 W....48,667
 1/2...vs. STL Cardinals.....28-0 W....52,554

Playoffs

1/8...vs. Detroit [S].....31-7 W....55,045
 1/15...vs. Minnesota [S].....21-7 W....54,592
 1/22...vs. Dallas [S].....31-17 W....55,045

Super Bowl XVII

(Rose Bowl, Pasadena, Calif.)

1/30...vs. Miami.....27-17 W....103,867

1983 (14-2)

Coach Joe Gibbs

9/5...vs. Dallas [M].....30-31 L....55,045
 9/11...at Philadelphia.....23-13 W....69,542
 9/18...vs. Kansas City.....27-12 W....52,610
 9/25...at Seattle.....27-17 W....60,718
 10/2...vs. LA Raiders.....37-35 W....54,016
 10/9...at STL Cardinals.....38-14 W....42,698
 10/17...at Green Bay [M].....47-48 L....55,255
 10/23...vs. Detroit.....38-17 W....53,189
 11/31...at San Diego [M].....27-24 W....46,120
 10/6...vs. STL Cardinals.....45-7 W....51,380
 11/13...at NY Giants.....33-17 W....71,482
 11/20...at LA Rams.....42-20 W....63,081
 11/27...vs. Philadelphia.....28-24 W....54,329
 12/4...vs. Atlanta.....37-21 W....52,074
 12/11...at Dallas.....31-10 W....65,074
 12/17...vs. NY Giants [S].....31-22 W....53,874

Playoffs

1/1...vs. LA Rams.....51-7 W....55,363
 1/8...vs. San Francisco.....24-21 W....55,363

Super Bowl XVIII

(Tampa Stadium, Tampa, Fla.)

1/22...vs. LA Raiders.....9-38 L....72,920

1984 (11-5)

Coach Joe Gibbs

9/2...vs. Miami.....17-35 L....53,683
 9/10...at San Francisco [M].....31-37 L....59,707
 9/16...vs. NY Giants.....30-14 W....52,997
 9/23...at New England.....26-10 W....60,503
 9/30...vs. Philadelphia.....20-0 W....53,064
 10/7...at Indianapolis.....35-7 W....60,012
 10/14...vs. Dallas.....34-14 W....55,431
 10/21...at STL Cardinals.....24-26 L....50,262
 10/28...at NY Giants.....13-37 L....76,192
 11/5...vs. Atlanta [M].....27-14 W....51,301
 11/11...vs. Detroit.....28-14 W....50,212
 11/18...at Philadelphia.....10-16 L....63,117
 11/25...vs. Buffalo.....41-14 W....51,513
 11/29...at Minnesota [H].....31-17 W....55,017
 12/9...at Dallas.....30-28 W....64,286
 12/16...vs. STL Cardinals.....29-27 W....54,299

Playoffs

12/30...vs. Chicago.....19-23 L....55,431

1985 (10-6)

Coach Joe Gibbs

9/9...at Dallas [M].....14-44 L....62,292
 9/15...vs. Houston.....16-13 W....53,553
 9/22...vs. Philadelphia.....6-19 L....53,748
 9/29...at Chicago.....10-45 L....63,708
 10/7...vs. STL Cardinals [M].....27-10 W....53,134
 10/13...vs. Detroit.....24-3 W....52,845

YEARLY RESULTS

10/20...at NY Giants.....	3-17 L.....	74,389
10/27...at Cleveland.....	14-7 W.....	78,540
11/3...at Atlanta.....	44-10 W.....	42,209
11/10...vs. Dallas.....	7-13 L.....	55,750
11/18...vs. NY Giants [M].....	23-21 W.....	53,371
11/24...at Pittsburgh.....	30-23 W.....	59,293
12/1...vs. San Francisco.....	8-35 L.....	51,321
12/8...at Philadelphia.....	17-12 W.....	60,737
12/15...vs. Cincinnati.....	27-24 W.....	50,544
12/21...at STL Cardinals [S].....	27-16 W.....	28,090

1986 (12-4)

Coch Joe Gibbs

9/7...vs. Philadelphia.....	41-14 W.....	53,982
9/14...vs. LA Raiders.....	10-6 W.....	55,235
9/21...at San Diego.....	30-27 W.....	57,853
9/28...vs. Seattle.....	19-14 W.....	54,157
10/5...at New Orleans.....	14-6 W.....	57,378
10/12...at Dallas.....	6-30 L.....	63,264
10/19...vs. STL Cardinals.....	28-21 W.....	53,494
10/27...at NY Giants [M].....	20-27 L.....	75,923
11/2...vs. Minnesota.....	44-38 [OT] W.....	51,282
11/9...at Green Bay.....	16-7 W.....	47,728
11/23...vs. San Francisco [M].....	14-18 W.....	54,774
11/23...vs. Dallas.....	41-14 W.....	55,642
11/30...at STL Cardinals.....	20-17 W.....	35,637
12/7...vs. NY Giants.....	14-24 L.....	55,642
12/13...at Denver [S].....	30-31 L.....	75,905
12/21...at Philadelphia.....	21-14 W.....	61,816

Playoffs

12/28...vs. LA Rams.....	19-7 W.....	54,180
1/3...at Chicago [S].....	27-13 W.....	65,141
1/11...at NY Giants.....	0-17 L.....	76,891

1987 (11-4)

Coch Joe Gibbs

9/13...vs. Philadelphia.....	34-24 W.....	52,188
9/20...at Atlanta.....	20-21 L.....	50,882
10/4...vs. STL Cardinals.....	28-21 W.....	27,728
10/11...at NY Giants.....	38-12 W.....	9,123
10/19...at Dallas [M].....	13-7 W.....	60,415
10/25...vs. NY Jets.....	17-16 W.....	53,497
11/1...at Buffalo.....	27-7 W.....	71,640
11/8...at Philadelphia.....	27-31 L.....	63,609
11/15...vs. Detroit.....	20-13 W.....	53,593
11/23...vs. LA Rams [M].....	26-30 L.....	53,614
11/29...vs. NY Giants.....	23-19 W.....	45,815
12/6...at STL Cardinals.....	34-17 W.....	31,324
12/13...vs. Dallas.....	24-20 W.....	54,882
12/20...at Miami.....	21-23 L.....	65,715
12/26...at Minnesota [S].....	27-24 [OT] W.....	59,160

Playoffs

1/10...at Chicago.....	21-17 W.....	65,268
1/17...vs. Minnesota.....	17-10 W.....	55,212

Super Bowl XXII

(Jack Murphy Stadium, San Diego)

1/31...vs. Denver.....	42-10 W.....	73,302
------------------------	--------------	--------

1988 (7-9)

Coch Joe Gibbs

9/5...at NY Giants [M].....	20-27 L.....	76,417
9/11...vs. Pittsburgh.....	30-29 W.....	54,083
9/18...vs. Philadelphia.....	17-10 W.....	53,920
9/25...at Phoenix.....	21-30 L.....	61,973
10/2...vs. NY Giants.....	23-24 L.....	54,601
10/9...at Dallas.....	35-17 W.....	63,325
10/16...vs. Phoenix.....	33-17 W.....	54,402
10/23...at Green Bay.....	20-17 W.....	51,787
10/30...at Houston.....	17-41 L.....	48,781
11/6...vs. New Orleans.....	27-24 W.....	54,183
11/13...vs. Chicago.....	14-34 L.....	52,418
11/21...at San Francisco [M].....	21-37 L.....	59,268
11/27...vs. Cleveland.....	13-17 L.....	51,604
12/4...at Philadelphia.....	20-19 W.....	65,947
12/11...vs. Dallas.....	17-24 L.....	51,526

12/17...at Cincinnati [S].....	17-20 [OT] L.....	52,157
--------------------------------	-------------------	--------

1989 (10-6)

Coch Joe Gibbs

9/11...vs. NY Giants [M].....	24-27 L.....	54,160
9/17...vs. Philadelphia.....	37-42 L.....	53,493
9/24...at Dallas.....	30-7 W.....	63,200
10/1...at New Orleans.....	16-14 W.....	64,358
10/8...vs. Phoenix.....	30-28 W.....	53,335
10/15...at NY Giants.....	17-20 L.....	76,245
10/22...vs. Tampa Bay.....	32-28 W.....	53,862
10/29...at LA Raiders.....	24-37 L.....	52,781
11/5...vs. Dallas.....	3-13 L.....	53,187
11/12...at Philadelphia.....	10-3 W.....	65,443
11/20...vs. Denver [M].....	10-14 L.....	52,975
11/26...vs. Chicago.....	38-14 W.....	50,044
12/3...at Phoenix.....	29-10 W.....	38,870
12/10...vs. San Diego.....	26-21 W.....	47,893
12/17...at Atlanta.....	31-30 W.....	37,501
12/23...at Seattle [S].....	29-0 W.....	60,294

1990 (10-6)

Coch Joe Gibbs

9/9...vs. Phoenix.....	31-0 W.....	52,649
9/16...at San Francisco.....	13-26 L.....	64,287
9/23...vs. Dallas.....	19-15 W.....	53,804
9/30...at Phoenix.....	38-10 W.....	49,303
10/14...vs. NY Giants.....	20-24 L.....	54,737
10/21...vs. Philadelphia.....	13-7 W.....	53,567
10/28...at NY Giants.....	10-21 L.....	75,321
11/4...at Detroit.....	41-38 [OT] W.....	69,326
11/12...at Philadelphia [M].....	14-28 L.....	65,857
11/18...vs. New Orleans.....	31-17 W.....	52,573
11/22...at Dallas [H].....	17-27 L.....	60,355
12/2...vs. Miami.....	42-20 W.....	53,599
12/9...vs. Chicago.....	10-9 W.....	53,920
12/15...at New England [S].....	25-10 W.....	22,286
12/22...at Indianapolis [S].....	28-35 L.....	58,173
12/30...vs. Buffalo.....	29-14 W.....	52,397

Playoffs

1/5...at Philadelphia [S].....	20-6 W.....	65,287
1/12...at San Francisco [S].....	10-28 L.....	65,292

1991 (14-2)

Coch Joe Gibbs

9/1...vs. Detroit.....	45-0 W.....	52,958
9/9...at Dallas [M].....	33-31 W.....	63,025
9/15...vs. Phoenix.....	34-0 W.....	54,662
9/22...at Cincinnati.....	34-27 W.....	52,038
9/30...vs. Philadelphia [M].....	23-0 W.....	55,198
10/6...at Chicago.....	20-7 W.....	64,941
10/13...vs. Cleveland.....	42-17 W.....	54,715
10/27...at NY Giants.....	17-13 W.....	76,627
11/3...vs. Houston.....	16-13 [OT] W.....	55,096
11/10...vs. Atlanta.....	56-17 W.....	52,461
11/17...at Pittsburgh.....	41-14 W.....	56,813
11/24...vs. Dallas.....	21-24 L.....	55,561
12/1...at LA Rams.....	27-6 W.....	55,027
12/8...at Phoenix.....	20-14 W.....	48,373
12/15...vs. NY Giants.....	34-17 W.....	54,722
12/22...at Philadelphia.....	22-24 L.....	58,988

Playoffs

1/4...vs. Atlanta [S].....	24-7 W.....	55,181
1/12...vs. Detroit.....	41-10 W.....	55,585

Super Bowl XXVI

(Metrodome, Minneapolis)

1/26...vs. Buffalo.....	37-24 W.....	63,130
-------------------------	--------------	--------

1992 (9-7)

Coch Joe Gibbs

9/7...at Dallas [M].....	10-23 L.....	63,538
9/13...vs. Atlanta.....	14-17 W.....	54,343
9/20...vs. Detroit.....	23-10 W.....	55,818
10/4...at Phoenix.....	24-27 L.....	34,488
10/12...vs. Denver [M].....	34-3 W.....	56,371

10/18...vs. Philadelphia.....	16-12 W.....	56,380
10/25...at Minnesota.....	15-13 W.....	59,098
11/1...vs. NY Giants.....	7-24 L.....	53,647
11/8...at Seattle.....	16-3 W.....	53,616
11/15...at Kansas City.....	15-35 L.....	75,238
11/23...at New Orleans [M].....	3-20 L.....	68,591
11/29...vs. Phoenix.....	41-3 W.....	53,541
12/6...at NY Giants.....	28-10 W.....	62,998
12/13...vs. Dallas.....	20-17 W.....	56,437
12/20...at Philadelphia.....	13-17 L.....	65,841
12/26...vs. LA Raiders [S].....	20-21 L.....	53,032

Playoffs

1/2...at Minnesota [S].....	24-7 W.....	57,353
1/9...at San Francisco [S].....	10-13 L.....	64,991

1993 (4-12)

Coch Richie Petitbon

9/6...vs. Dallas [M].....	35-16 W.....	56,345
9/12...vs. Phoenix.....	10-17 L.....	53,525
9/19...at Philadelphia.....	31-34 L.....	65,435
10/4...at Miami [M].....	10-17 L.....	68,568
10/10...vs. NY Giants.....	7-41 L.....	53,715
10/17...at Phoenix.....	6-36 L.....	48,143
11/1...at Buffalo [M].....	10-24 L.....	79,106
11/7...vs. Indianapolis.....	30-24 W.....	50,523
11/14...at NY Giants.....	6-20 L.....	76,606
11/21...at LA Rams.....	6-10 L.....	45,546
11/28...vs. Philadelphia.....	14-17 L.....	46,663
12/5...at Tampa Bay.....	23-17 W.....	49,035
12/11...vs. NY Jets [S].....	0-3 L.....	47,970
12/19...vs. Atlanta.....	30-17 W.....	50,192
12/26...at Dallas.....	3-38 L.....	64,497
12/31...vs. Minnesota [F].....	9-14 L.....	42,836

1994 (3-13)

Coch Norv Turner

9/4...vs. Seattle.....	7-28 L.....	52,930
9/11...at New Orleans.....	38-24 W.....	58,049
9/18...at NY Giants.....	23-31 L.....	77,298
9/25...vs. Atlanta.....	20-27 L.....	53,238
10/2...vs. Dallas.....	7-34 L.....	55,394
10/9...at Philadelphia.....	17-21 L.....	63,947
10/16...vs. Arizona.....	16-19 [OT] L.....	50,019
10/23...at Indianapolis.....	41-27 W.....	57,879
10/30...vs. Philadelphia.....	29-31 L.....	53,530
11/6...vs. San Francisco.....	22-37 L.....	54,335
11/20...at Dallas.....	7-31 L.....	64,644
11/27...vs. NY Giants.....	19-21 L.....	43,384
12/4...at Tampa Bay.....	21-26 L.....	45,121
12/11...at Arizona.....	15-17 L.....	53,790
12/18...vs. Tampa Bay.....	14-17 L.....	47,315
12/24...at LA Rams [S].....	24-21 W.....	25,705

1995 (6-10)

Coch Norv Turner

9/3...vs. Arizona.....	27-7 W.....	52,731
9/10...vs. Oakland.....	8-20 L.....	54,548
9/17...at Denver.....	31-38 L.....	71,930
9/24...at Tampa Bay.....	6-14 L.....	49,234
10/1...vs. Dallas.....	27-23 W.....	55,489
10/8...at Philadelphia.....	34-37 [OT] L.....	65,498
10/15...at Arizona.....	20-24 L.....	42,370
10/22...vs. Detroit.....	36-30 [OT] W.....	52,332
10/29...vs. NY Giants.....	15-24 L.....	53,310
11/5...at Kansas City.....	3-24 L.....	77,821
11/19...vs. Seattle.....	20-27 L.....	51,298
11/26...vs. Philadelphia.....	7-14 L.....	50,539
12/3...at Dallas.....	24-17 W.....	64,866
12/10...at NY Giants.....	13-20 L.....	48,247
12/17...at St. Louis.....	35-23 W.....	63,760
12/24...vs. Carolina.....	20-17 W.....	42,903

1996 (9-7)

Coch Norv Turner

9/1...vs. Philadelphia.....	14-17 L.....	53,415
-----------------------------	--------------	--------

YEARLY RESULTS

9/8.....vs. Chicago.....	10-3 W.....	52,711
9/15.....at NY Giants.....	31-10 W.....	71,693
9/22.....at St. Louis.....	17-10 W.....	62,303
9/29.....vs. NY Jets.....	31-16 W.....	52,068
10/13.....at New England.....	27-22 W.....	59,638
10/20.....vs. NY Giants.....	31-21 W.....	52,638
10/27.....vs. Indianapolis.....	31-16 W.....	54,254
11/3.....at Buffalo.....	13-38 L.....	78,002
11/10.....vs. Arizona.....	34-37 [OT] L.....	51,929
11/17.....at Philadelphia.....	26-21 W.....	66,834
11/24.....vs. San Francisco.....	16-19 [OT] L.....	54,235
11/28.....at Dallas [H].....	10-21 L.....	64,955
12/8.....at Tampa Bay.....	10-24 L.....	44,733
12/15.....at Arizona.....	26-27 L.....	34,260
12/22.....vs. Dallas.....	37-10 W.....	65,454

1997 [8-7-1]

Coach Norv Turner

8/31.....at Carolina.....	24-10 W.....	72,633
9/7.....at Pittsburgh.....	13-14 L.....	58,059
9/14.....vs. Arizona.....	19-13 [OT] W.....	78,270
9/28.....vs. Jacksonville.....	24-13 W.....	74,421
10/5.....at Philadelphia.....	10-24 L.....	67,008
10/13.....vs. Dallas [M].....	21-16 W.....	76,159
10/19.....at Tennessee.....	14-28 L.....	31,042
10/26.....vs. Baltimore.....	17-20 L.....	75,067
11/2.....at Chicago.....	31-8 W.....	53,032
11/9.....vs. Detroit.....	30-7 W.....	75,261
11/16.....at Dallas.....	14-17 L.....	75,261
11/23.....vs. NY Giants.....	7-7 [OT] T.....	75,703
11/30.....vs. St. Louis.....	20-23 L.....	74,772
12/7.....at Arizona.....	38-28 W.....	41,537
12/13.....at NY Giants [S].....	10-30 L.....	77,571
12/21.....vs. Philadelphia.....	35-32 W.....	75,939

1998 [6-10]

Coach Norv Turner

9/6.....at NY Giants.....	24-31 L.....	76,629
9/14.....vs. San Francisco [M].....	10-45 L.....	76,798
9/20.....at Seattle.....	14-24 L.....	63,336
9/27.....vs. Denver.....	16-38 L.....	71,880
10/4.....vs. Dallas.....	10-31 L.....	72,284
10/11.....at Philadelphia.....	12-17 L.....	66,183
10/18.....at Minnesota.....	7-41 L.....	64,004
11/1.....vs. NY Giants.....	21-14 W.....	67,976
11/8.....at Arizona.....	27-29 L.....	43,159
11/15.....vs. Philadelphia.....	28-3 W.....	67,704
11/22.....vs. Arizona.....	42-45 L.....	66,435
11/29.....at Oakland.....	29-19 W.....	41,409
12/6.....vs. San Diego.....	24-20 W.....	65,713
12/13.....at Carolina.....	28-25 W.....	46,940
12/19.....vs. Tampa Bay [S].....	20-16 W.....	66,309
12/27.....at Dallas.....	7-23 L.....	63,565

1999 [10-6]

Coach Norv Turner

9/12.....vs. Dallas.....	35-41 [OT] L.....	79,237
9/19.....at NY Giants.....	50-21 W.....	77,622
9/26.....at NY Jets.....	27-20 W.....	78,161
10/3.....vs. Carolina.....	38-36 W.....	76,831
10/17.....at Arizona.....	24-10 W.....	55,893
10/24.....at Dallas.....	20-38 L.....	64,377
10/31.....vs. Chicago.....	48-22 W.....	77,621
11/7.....vs. Buffalo.....	17-34 L.....	78,721
11/14.....at Philadelphia.....	28-35 L.....	66,591
11/21.....vs. NY Giants.....	23-13 W.....	78,641
11/28.....vs. Philadelphia.....	20-17 [OT] W.....	74,741
12/5.....at Detroit.....	17-33 L.....	77,693
12/12.....vs. Arizona.....	28-3 W.....	75,851
12/19.....at Indianapolis.....	21-24 L.....	57,013
12/26.....at San Francisco.....	26-20 [OT] W.....	68,329
1/2.....vs. Miami.....	21-10 W.....	78,106

Playoffs

1/8.....vs. Detroit [S].....	27-13 W.....	79,411
1/15.....at Tampa Bay [S].....	13-14 L.....	65,835

2000 [8-8]

Coaches Norv Turner [13] & Terry Robiskie [3]

9/3.....vs. Carolina.....	20-17 W.....	80,257
9/10.....at Detroit.....	10-15 L.....	74,159
9/18.....vs. Dallas [M].....	21-27 L.....	84,431
9/24.....at NY Giants.....	16-6 W.....	78,216
10/1.....vs. Tampa Bay.....	20-17 [OT] W.....	83,532
10/8.....at Philadelphia.....	17-14 W.....	65,491
10/15.....vs. Baltimore.....	10-3 W.....	83,252
10/22.....at Jacksonville.....	35-16 W.....	69,061
10/30.....vs. Tennessee [M].....	21-27 L.....	83,472
11/5.....at Arizona.....	15-16 L.....	44,723
11/20.....at St. Louis [M].....	33-20 W.....	66,087
11/26.....vs. Philadelphia.....	20-23 L.....	83,284
12/3.....vs. NY Giants.....	7-9 L.....	83,485
12/10.....at Dallas.....	13-32 L.....	58,183
12/16.....at Pittsburgh [S].....	3-24 L.....	65,711
12/24.....vs. Arizona.....	20-3 W.....	63,467

2001 [8-8]

Coach Marty Schottenheimer

9/9.....at San Diego.....	3-30 L.....	60,629
9/24.....at Green Bay [M].....	0-37 L.....	59,771
9/30.....vs. Kansas City.....	13-45 L.....	76,573
10/7.....at NY Giants.....	9-23 L.....	78,651
10/15.....at Dallas [M].....	7-9 L.....	63,941
10/21.....vs. Carolina.....	17-14 [OT] W.....	74,480
10/28.....vs. NY Giants.....	35-21 W.....	80,316
11/4.....vs. Seattle.....	27-14 W.....	82,352
11/18.....at Denver.....	17-10 W.....	74,622
11/25.....at Philadelphia.....	13-3 W.....	65,666
12/2.....vs. Dallas.....	14-20 L.....	85,112
12/9.....at Arizona.....	20-10 W.....	40,056
12/16.....vs. Philadelphia.....	6-20 L.....	84,936
12/23.....vs. Chicago.....	15-20 L.....	78,884
12/30.....at New Orleans.....	40-10 W.....	70,020
1/6.....vs. Arizona.....	20-17 W.....	61,721

2002 [7-9]

Coach Steve Spurrier

9/8.....vs. Arizona.....	31-23 W.....	85,140
9/16.....vs. Philadelphia [M].....	7-37 L.....	84,982
9/22.....at San Francisco.....	10-20 L.....	67,541
10/6.....at Tennessee.....	31-14 W.....	68,804
10/13.....vs. New Orleans.....	27-43 L.....	80,768
10/20.....at Green Bay.....	9-30 L.....	63,363
10/27.....vs. Indianapolis.....	26-21 W.....	80,169
11/3.....at Seattle.....	14-3 W.....	64,325
11/10.....at Jacksonville.....	7-26 L.....	66,665
11/17.....at NY Giants.....	17-19 L.....	78,727
11/24.....vs. St. Louis.....	20-17 W.....	79,823
11/28.....at Dallas [H].....	20-27 L.....	63,606
12/8.....vs. NY Giants.....	21-27 L.....	78,635
12/15.....at Philadelphia.....	21-34 L.....	65,615
12/22.....vs. Houston.....	26-10 W.....	70,291
12/29.....vs. Dallas.....	20-14 W.....	84,142

2003 [5-11]

Coach Steve Spurrier

9/4.....vs. NY Jets [H].....	16-13 W.....	85,420
9/14.....at Atlanta.....	33-31 W.....	70,241
9/21.....vs. NY Giants.....	21-24 [OT] L.....	84,856
9/28.....vs. New England.....	20-17 W.....	83,632
10/5.....at Philadelphia.....	25-27 L.....	67,792
10/12.....vs. Tampa Bay.....	13-35 L.....	85,490
10/19.....at Buffalo.....	7-24 L.....	73,149
11/2.....at Dallas.....	14-21 L.....	64,002
11/9.....vs. Seattle.....	27-20 W.....	80,728
11/16.....at Carolina.....	17-20 L.....	73,263
11/23.....at Miami.....	23-24 L.....	73,578
11/30.....vs. New Orleans.....	20-24 L.....	76,821
12/7.....at NY Giants.....	20-27 W.....	78,217
12/14.....vs. Dallas.....	0-27 L.....	70,284
12/21.....at Chicago.....	24-27 L.....	61,719

12/27.....vs. Philadelphia [S].....	7-31 L.....	76,766
-------------------------------------	-------------	--------

2004 [6-10]

Coach Joe Gibbs

9/12.....vs. Tampa Bay.....	16-10 W.....	90,098
9/19.....at NY Giants.....	14-20 L.....	78,767
9/27.....vs. Dallas [M].....	18-21 L.....	90,367
10/3.....at Cleveland.....	13-17 L.....	73,348
10/10.....vs. Baltimore.....	10-17 L.....	90,287
10/17.....at Chicago.....	13-10 W.....	61,945
10/31.....vs. Green Bay.....	14-28 L.....	89,295
11/7.....at Detroit.....	17-10 W.....	62,657
11/14.....vs. Cincinnati.....	10-17 L.....	87,786
11/21.....at Philadelphia.....	6-28 L.....	67,720
11/28.....at Pittsburgh.....	7-16 L.....	63,707
12/5.....vs. NY Giants.....	31-7 W.....	87,872
12/12.....vs. Philadelphia.....	14-17 L.....	90,089
12/18.....at San Francisco [S].....	26-16 W.....	65,710
12/26.....at Dallas.....	10-13 L.....	63,705
1/2.....vs. Minnesota.....	21-18 W.....	76,876

2005 [10-6]

Coach Joe Gibbs

9/11.....vs. Chicago.....	9-7 W.....	90,138
9/19.....at Dallas [M].....	14-13 W.....	65,207
10/2.....vs. Seattle.....	20-17 [OT] W.....	90,215
10/9.....at Denver.....	19-21 L.....	75,880
10/16.....at Kansas City.....	21-28 L.....	78,083
10/23.....vs. San Francisco.....	52-17 W.....	90,224
10/30.....at NY Giants.....	0-36 L.....	78,630
11/6.....vs. Philadelphia.....	17-10 W.....	90,298
11/13.....at Tampa Bay.....	35-36 L.....	65,421
11/20.....vs. Oakland.....	13-16 L.....	90,129
11/27.....vs. San Diego.....	17-23 [OT] L.....	84,930
12/4.....at St. Louis.....	24-9 W.....	65,701
12/11.....at Arizona.....	17-13 W.....	46,654
12/18.....vs. Dallas.....	35-7 W.....	90,588
12/24.....vs. NY Giants [S].....	35-20 W.....	90,477
1/1.....at Philadelphia.....	31-20 W.....	67,700

Playoffs

1/7.....at Tampa Bay [S].....	17-10 W.....	65,514
1/14.....at Seattle [S].....	10-20 L.....	67,551

2006 [5-11]

Coach Joe Gibbs

9/11.....vs. Minnesota [M].....	16-19 L.....	90,608
9/17.....at Dallas.....	10-27 L.....	63,152
9/24.....at Houston.....	31-15 W.....	70,069
10/1.....vs. Jacksonville.....	36-30 [OT] W.....	89,450
10/8.....at NY Giants.....	3-19 L.....	78,653
10/15.....vs. Tennessee.....	22-25 L.....	88,550
10/22.....at Indianapolis.....	22-36 L.....	57,274
11/5.....vs. Dallas.....	22-19 W.....	90,250
11/12.....at Philadelphia.....	3-27 L.....	65,699
11/19.....at Tampa Bay.....	17-20 L.....	69,143
11/26.....vs. Carolina.....	17-13 W.....	85,450
12/3.....vs. Atlanta.....	14-24 L.....	86,436
12/10.....vs. Philadelphia.....	19-21 L.....	84,164
12/17.....at New Orleans.....	16-10 W.....	69,052
12/24.....at St. Louis.....	31-37 [OT] L.....	62,324
12/30.....vs. NY Giants [S].....	28-34 L.....	86,141

2007 [9-7]

Coach Joe Gibbs

9/9.....vs. Miami.....	16-13 [OT] W.....	90,163
9/17.....at Philadelphia [M].....	20-12 W.....	67,726
9/23.....vs. NY Giants.....	17-24 L.....	90,803
10/7.....vs. Detroit.....	34-3 W.....	88,944
10/14.....at Green Bay.....	14-17 L.....	70,761
10/21.....vs. Arizona.....	21-19 W.....	85,640
10/28.....at New England.....	7-52 L.....	68,756
11/4.....at NY Jets.....	23-20 [OT] W.....	76,663
11/11.....vs. Philadelphia.....	25-33 L.....	90,218
11/18.....at Dallas.....	23-28 L.....	63,706
11/25.....at Tampa Bay.....	13-19 L.....	65,596

YEARLY RESULTS

12/2....vs. Buffalo.....	16-17 L.....	85,831
12/6....vs. Chicago [H].....	24-16 W.....	82,213
12/16....at NY Giants.....	22-10 W.....	77,899
12/23....at Minnesota.....	32-21 W.....	63,634
12/30....vs. Dallas.....	27-6 W.....	90,910

Playoffs

1/5....at Seattle [S].....	14-35 L.....	68,297
----------------------------	--------------	--------

2008 (8-8)

Coach Jim Zorn

9/4....at NY Giants [H].....	7-16 L.....	79,742
9/14....vs. New Orleans.....	29-24 W.....	88,246
9/21....vs. Arizona.....	24-17 W.....	90,060
9/28....at Dallas.....	26-24 W.....	63,462
10/5....at Philadelphia.....	23-17 W.....	69,144
10/12....vs. St. Louis.....	17-19 L.....	90,376
10/19....vs. Cleveland.....	14-11 W.....	90,487
10/26....at Detroit.....	25-17 W.....	54,312
11/3....vs. Pittsburgh [M].....	6-23 L.....	90,512
11/16....vs. Dallas.....	10-14 L.....	90,830
11/23....at Seattle.....	20-17 W.....	67,771
11/30....vs. NY Giants.....	7-23 L.....	85,912
12/7....at Baltimore.....	10-24 L.....	71,438
12/14....at Cincinnati.....	13-20 L.....	63,996
12/21....at Philadelphia.....	10-3 W.....	82,412
12/28....at San Francisco.....	24-27 L.....	67,519

2009 (4-12)

Coach Jim Zorn

9/13....at NY Giants.....	17-23 L.....	78,206
9/20....vs. St. Louis.....	9-7 W.....	87,780
9/27....at Detroit.....	14-19 L.....	40,896
10/4....vs. Tampa Bay.....	16-13 W.....	86,412
10/11....at Carolina.....	17-20 L.....	73,487
10/18....vs. Kansas City.....	6-14 L.....	78,572
10/26....vs. Philadelphia [M].....	17-27 L.....	88,241
11/8....at Atlanta.....	17-31 L.....	67,982
11/15....vs. Denver.....	27-17 W.....	85,247
11/22....at Dallas.....	6-7 L.....	85,277
11/29....at Philadelphia.....	24-27 L.....	69,144
12/6....vs. New Orleans.....	30-33 [OT] L.....	84,520
12/13....at Oakland.....	34-13 W.....	44,506
12/21....vs. NY Giants [M].....	12-45 L.....	78,359
12/27....vs. Dallas.....	0-17 L.....	88,221
1/3....at San Diego.....	20-23 L.....	67,554

2010 (6-10)

Coach Mike Shanahan

9/12....vs. Dallas.....	13-7 W.....	90,670
9/19....vs. Houston.....	27-30 [OT] L.....	88,240
9/26....at St. Louis.....	16-30 L.....	52,370
10/3....at Philadelphia.....	17-12 W.....	69,144
10/10....vs. Green Bay.....	16-13 [OT] W.....	87,760
10/17....vs. Indianapolis.....	24-27 L.....	87,883
10/24....at Chicago.....	17-14 W.....	82,155
10/31....at Detroit.....	25-37 L.....	46,329
11/15....vs. Philadelphia [M].....	28-59 L.....	84,912
11/21....at Tennessee.....	19-16 [OT] W.....	69,143
11/28....vs. Minnesota.....	13-17 L.....	83,602
12/5....at NY Giants.....	7-31 L.....	78,861
12/12....vs. Tampa Bay.....	16-17 L.....	66,124
12/19....at Dallas.....	30-33 L.....	86,904
12/26....at Jacksonville.....	20-17 [OT] W.....	83,470
1/2....vs. NY Giants.....	14-17 L.....	76,189

2011 (5-11)

Coach Mike Shanahan

9/11....vs. NY Giants.....	28-14 W.....	80,121
9/18....vs. Arizona.....	22-21 W.....	76,330
9/26....at Dallas [M].....	16-18 L.....	91,017
10/2....at St. Louis.....	17-10 W.....	56,113
10/16....vs. Philadelphia.....	13-20 L.....	80,447
10/23....at Carolina.....	20-33 L.....	73,245
10/30....at Buffalo.....	0-23 L.....	51,579
11/6....vs. San Francisco.....	11-19 L.....	78,032

11/13....at Miami.....	9-20 L.....	57,007
11/20....vs. Dallas.....	24-27 [OT] L.....	80,122
11/27....at Seattle.....	23-17 W.....	66,007
12/4....vs. NY Jets.....	19-34 L.....	74,121
12/11....vs. New England.....	27-34 L.....	77,825
12/18....at NY Giants.....	23-10 W.....	78,861
12/24....vs. Minnesota [S].....	26-33 L.....	68,370
1/1....at Philadelphia.....	10-34 L.....	69,144

2012 (10-6)

Coach Mike Shanahan

9/9....at New Orleans.....	40-32 W.....	72,180
9/16....at St. Louis.....	28-31 L.....	53,979
9/23....vs. Cincinnati.....	31-38 L.....	80,060
9/30....at Tampa Bay.....	24-22 W.....	58,191
10/7....vs. Atlanta.....	17-24 L.....	75,337
10/14....vs. Minnesota.....	38-26 W.....	78,476
10/21....at NY Giants.....	23-27 L.....	81,352
10/28....at Pittsburgh.....	12-27 L.....	62,371
11/4....vs. Carolina.....	13-21 L.....	79,767
11/18....vs. Philadelphia.....	31-6 W.....	79,327
11/22....at Dallas [H].....	38-31 W.....	90,166
12/3....vs. NY Giants.....	17-16 W.....	80,246
12/9....vs. Baltimore.....	31-28 [OT] W.....	81,178
12/16....at Cleveland.....	38-21 W.....	65,083
12/23....at Philadelphia.....	27-20 W.....	69,144
12/30....vs. Dallas.....	28-18 W.....	82,845

Playoffs

1/6....vs. Seattle.....	14-24 L.....	84,435
-------------------------	--------------	--------

2013 (3-13)

Coach Mike Shanahan

9/9....vs. Philadelphia.....	27-33 L.....	82,743
9/15....at Green Bay.....	20-38 L.....	78,020
9/22....vs. Detroit.....	20-27 L.....	80,111
9/29....at Oakland.....	24-14 W.....	53,549
10/13....at Dallas.....	16-31 L.....	90,239
10/20....vs. Chicago.....	45-41 W.....	83,147
10/27....at Denver.....	21-45 L.....	77,031
11/3....vs. San Diego.....	30-24 [OT] W.....	80,115
11/7....at Minnesota [H].....	27-34 L.....	64,011
11/17....at Philadelphia.....	16-24 L.....	69,144
11/25....vs. San Francisco.....	6-27 L.....	79,773
12/1....vs. NY Giants.....	17-24 L.....	75,220
12/8....vs. Kansas City.....	10-45 L.....	56,247
12/15....at Atlanta.....	26-27 L.....	70,069
12/22....vs. Dallas.....	23-24 L.....	80,411
12/29....at NY Giants.....	6-20 L.....	80,177

2014 (4-12)

Coach Jay Gruden

9/7....at Houston.....	6-17 L.....	71,770
9/14....vs. Jacksonville.....	41-10 W.....	80,037
9/21....at Philadelphia.....	34-37 L.....	69,596
9/25....vs. NY Giants [H].....	14-45 L.....	80,573
10/6....vs. Seattle [M].....	17-27 L.....	79,522
10/12....at Arizona.....	20-30 L.....	61,159
10/19....vs. Tennessee.....	19-17 W.....	75,227
10/27....at Dallas [M].....	20-17 W.....	87,055
11/2....at Minnesota.....	26-29 L.....	52,252
11/16....vs. Tampa Bay.....	7-27 L.....	77,442
11/23....at San Francisco.....	13-17 L.....	70,799
11/30....at Indianapolis.....	27-49 L.....	65,352
12/7....vs. St. Louis.....	0-24 L.....	71,120
12/14....at NY Giants.....	13-24 L.....	77,828
12/20....vs. Philadelphia [S].....	27-24 W.....	78,897
12/28....vs. Dallas.....	17-44 L.....	80,897

2015 (9-7)

Coach Jay Gruden

9/13....vs. Miami.....	10-17 L.....	76,512
9/20....vs. St. Louis.....	24-10 W.....	72,460
9/24....at NY Giants [H].....	21-32 L.....	76,081
10/4....vs. Philadelphia.....	23-20 W.....	74,767
10/11....at Atlanta.....	19-25 L.....	70,178

10/18....at NY Jets.....	20-34 L.....	78,160
10/25....vs. Tampa Bay.....	31-30 W.....	72,912
11/8....at New England.....	10-27 L.....	66,829
11/15....vs. New Orleans.....	47-14 W.....	75,086
11/22....at Carolina.....	16-44 L.....	74,418
11/29....vs. NY Giants.....	20-14 W.....	77,367
12/7....vs. Dallas [M].....	16-19 L.....	80,444
12/13....at Chicago.....	24-21 W.....	61,026
12/20....vs. Buffalo.....	35-25 W.....	80,124
12/26....at Philadelphia [S].....	38-24 W.....	69,596
1/3....at Dallas.....	34-23 W.....	90,127

Playoffs

1/10....vs. Green Bay.....	18-35 L.....	81,367
----------------------------	--------------	--------

2016 (8-7-1)

Coach Jay Gruden

9/12....vs. Pittsburgh [M].....	38-16 L.....	79,124
9/18....vs. Dallas.....	27-23 L.....	80,612
9/25....at NY Giants.....	29-27 W.....	78,368
10/2....vs. Cleveland.....	31-20 W.....	76,249
10/9....at Baltimore.....	16-10 W.....	71,318
10/16....vs. Philadelphia.....	27-20 W.....	78,934
10/23....at Detroit.....	20-17 L.....	60,461
10/30....at Cincinnati.....	27-27 [OT] T.....	84,488
11/13....vs. Minnesota.....	26-20 W.....	78,216
11/20....vs. Green Bay.....	42-24 W.....	77,137
11/24....at Dallas [H].....	31-26 L.....	93,099
12/4....at Arizona.....	31-23 L.....	84,939
12/11....at Philadelphia.....	27-22 W.....	69,596
12/19....vs. Carolina [M].....	28-15 L.....	76,689
12/24....at Chicago [S].....	41-21 W.....	57,953
1/1....vs. NY Giants.....	19-10 L.....	79,471

2017 (7-9)

Coach Jay Gruden

9/10....vs. Philadelphia.....	30-17 L.....	78,685
9/17....at LA Rams.....	27-20 W.....	56,612
9/24....vs. Oakland.....	27-10 W.....	77,123
10/2....at Kansas City [M].....	29-20 L.....	74,587
10/15....vs. San Francisco.....	26-24 W.....	75,568
10/23....at Philadelphia [M].....	34-24 L.....	69,596
10/29....vs. Dallas.....	33-19 L.....	78,428
11/5....at Seattle.....	17-14 W.....	68,927
11/12....vs. Minnesota.....	38-30 L.....	74,476
11/19....at New Orleans.....	34-31 [OT] L.....	73,138
11/23....vs. NY Giants [H].....	20-10 W.....	73,210
11/30....at Dallas [H].....	38-14 L.....	91,712
12/10....at LA Chargers.....	30-13 L.....	25,393
12/17....vs. Arizona.....	20-15 W.....	71,026
12/24....vs. Denver.....	27-11 W.....	72,889
12/31....at NY Giants.....	18-10 L.....	76,269

2018 (7-9)

Coach Jay Gruden

9/9....at Arizona.....	24-6 W.....	61,613
9/16....vs. Indianapolis.....	21-9 L.....	57,013
9/23....vs. Green Bay.....	31-17 W.....	59,827
10/8....at New Orleans [M].....	43-19 L.....	73,028
10/14....vs. Carolina.....	23-17 W.....	60,482
10/21....vs. Dallas.....	20-17 W.....	66,301
10/28....at NY Giants.....	20-13 W.....	77,537
11/4....vs. Atlanta.....	38-14 L.....	62,386
11/11....at Tampa Bay.....	16-3 W.....	52,667
11/18....vs. Houston.....	23-21 L.....	61,593
11/22....at Dallas [H].....	31-23 L.....	92,076
12/3....at Philadelphia [M].....	28-13 L.....	69,696
12/9....vs. NY Giants.....	40-16 L.....	57,437
12/16....at Jacksonville.....	16-13 W.....	67,577
12/22....vs. Tennessee [S].....	25-16 L.....	60,746
12/30....vs. Philadelphia.....	24-0 L.....	63,188

YEARLY RESULTS

2019 (3-13)

Coaches Jay Gruden (5) & Bill Callahan (11)

9/8.....at Philadelphia	27-32 L	69,896
9/15.....vs. Dallas	21-31 L	75,128
9/23.....vs. Chicago (M)	15-31 L	67,327
9/29.....at NY Giants	3-24 L	74,149
10/6.....vs. New England	7-33 L	76,483
10/13.....at Miami	17-16 W	59,808
10/20.....vs. San Francisco	0-9 L	61,459
10/24.....at Minnesota (T)	9-19 L	66,776
11/3.....at Buffalo	9-24 L	67,885
11/17.....vs. NY Jets	17-34 L	56,426
11/24.....vs. Detroit	19-16 W	57,754
12/1.....at Carolina	29-21 W	71,504
12/8.....at Green Bay	15-20 L	77,296
12/15.....vs. Philadelphia	27-37 L	63,246
12/22.....vs. NY Giants	35-41 (OT) L	66,083
12/29.....at Dallas	16-47 L	90,560

YEARLY STATISTICAL RANKINGS

Year	Teams	OFFENSE				DEFENSE				SPECIAL TEAMS				TURNOVER
		Total	Run	Pass	Pts.	Total	Run	Pass	Pts.	KR Avg.	PR Avg.	KR Cov.	PR Cov.	RATIO
2019	32	31	22	32	32	27	31	18	28	4	32	28	27	13 [+1]
2018	32	28	17	28	29	17	17	15	15	30	25	15t	24	8t [+7]
2017	32	16	28	12	16	21	32	9	27	25	27	2	31	23 [-4]
2016	32	3	21	2	12	28	24	25	19	20	4	14	13	17 [E]
2015	32	17	20	11	10	28	26	25	17	9	31	4	17	10 [+5]
2014	32	13	19	11	26	20	12	24	29	25	21	23	19	30 [-12]
2013	32	9	5	16	23	18	17	20	30	32	28	11	32	25 [-8]
2012	32	5	1	20	4	28	5	30	22	16	17	12	8	3 [+17]
2011	32	16	25	14	26	13	18	12	21	27	21	2	10	30 [-14]
2010	32	18	30	8	25	31	26	31	21	14	10	2	29	19 [-4]
2009	32	22	27	16	26	10	16	8	18	24	30	3	6	28 [-11]
2008	32	19	8	23	28	4	8	7	6	4	22	4	27	17 [E]
2007	32	15	12	14	18	8	4	16	11	8	26	3	6	21 [-5]
2006	32	13	4	21	20	31	27	23	27	19	14	4	8	23 [-5]
2005	32	11	7	21	13	9	13	10	9	11	28	6	2	14 [+1]
2004	32	30	21	29	31	3	2	7	5	12	20	13	26	20 [-1]
2003	32	23	22	21	22	25	24	14	24	9	15	9	18	10 [+2]
2002	32	20	13	21	25	5	12	5	21	20	11	24	28	29 [-14]
2001	31	28	8	30	28	10	20	6	13	19	12	1	16	11 [+6]
2000	31	11	19	10	24	4	22	2	7	26	15	31	20	17 [E]
1999	31	2	9	6	2	30	27	26	24	18	23	25	22	4 [+12]
1998	30	15	18	13	17	24	28	5	28	19	10	26	7	24 [-8]
1997	30	16	21	11	15	16	28	3	8	17	6	19	3	14 [+1]
1996	30	9	7	15	8	28	30	20	13	19	9	12	5	4 [+12]
1995	30	18	7	20	18	18	29	7	21	1	1	9	4	6 [+5]
1994	28	17	24	11	13	26	27	20	28	4	1	22	20	27 [-17]
1993	28	26	16	26	25	26	26	20	23	10	24	18	21	14 [E]
1992	28	12	13	12	14	7	13	6	8	8	14	18	28	2 [+10]
1991	28	4	7	5	1	3	3	9	2	13	2	10	4	1 [+18]
1990	28	4	6	5	4	14	9	16	13	24	15	6	5	6 [+5]
1989	28	2	14	1	5	9	2	21	13	9	16	20	26	12 [+5]
1988	28	6	25	2	10	16	9	22	26	24	22	4	28	28 [-24]
1987	28	3	7	4	4	18	10	24	6	17	7	25	6	16 [-3]
1986	28	5	17	6	9	21	14	20	9	14	4	17	4	17 [-4]
1985	28	14	2	23	20	3	8	1	11	8	4	22	15	21 [-6]
1984	28	9	4	19	3	18	2	25	11	15	12	9	2	4 [+15]
1983	28	3	3	7	1	12	1	28	11	6	19	15	22	1 [+43]
1982	28	7	10	12	12	4	8	7	1	4	16	2	2	2 [+8]
1981	28	9	12	10	10	10	21	9	16	1	17	5	12	16 [-2]
1980	28	23	13	20	25	7	27	1	8	5	2	4	9	4 [+9]
1979	28	18	12	22	10	17	12	18	10	8	14	1	1	1 [+22]
1978	28	19	22	14	17	17	24	10	10	4	7	1	7	22 [-5]
1977	28	20	23	18	21	19	18	17	4	6	17	2	2	11 [+3]
1976	28	17	14	16	11	13	19	9	9	11	1	1	10	11 [+4]
1975	26	8	20	2	10	15	16	16	11	15	19	9	3	18 [-9]

YEARLY STATISTICAL RANKINGS

Year	Teams	OFFENSE				DEFENSE				SPECIAL TEAMS				TURNOVER
		Total	Run	Pass	Pts.	Total	Run	Pass	Pts.	KR Avg.	PR Avg.	KR Cov.	PR Cov.	RATIO
1974	26	12	23	1	4	2	3	5	4	1	14	10	12	1 [+20]
1973	26	18	25	6	6	9	4	18	6	1	11	3	13	4 [+12]
1972	26	11	10	12	7	4	7	6	3	6	21	11	1	7 [+6]
1971	26	13	14	10	12	4	4	12	4	21	2	1	6	9 [+6]
1970	26	9	5	17	11	24	25	15	21	20	26	22	13	9 [+4]
1969	26*	13	19	8	10	19	24	7	16	10	4	15	14	-
1968	26*	20	26	9	18	21	25	16	21	7	8	4	16	-
1967	25*	5	24	2	9	24	19	25	17	10	7	8	8	-
1966	24*	13	22	5	5	21	17	18	19	12	5	4	10	-
1965	22*	19	22	11	19	4	15	3	10	13	2	8	1	-
1964	22*	17	21	11	12	7	16	5	10	14	11	11	5	-
1963	22*	10	20	4	18	19	17	19	20	1	1	3	4	-
1962	22*	15	22	5	13	22	9	21	18	1	11	4	2	-
1961	22*	22	22	19	22	19	7	22	19	4	11	7	8	-
1960	21*	21	18	21	20	15	10	13	17	6	12	1	11	-
1959	12	9	2	12	12	12	12	12	12	10	10	8	2	-
1958	12	8	3	10	11	11	8	12	6	5	9	5	9	-
1957	12	7	3	11	6	7	6	9	5	6	1	4	2	-
1956	12	11	9	11	10	4	4	5	6	11	2	10	8	-
1955	12	11	3	11	7	3	2	6	2	3	2	8	10	-
1954	12	11	4	12	10	12	10	12	12	10	9	7	10	-
1953	12	8	4	11	8	7	11	1	3	11	2	12	3	-
1952	12	6	6	8	9	7	10	1	9	11	5	9	11	-
1951	12	9	4	11	11	10	9	5	10	10	9	4	5	-
1950	13	8	7	6	10	9	10	7	10	3	11	5	9	-
1949	10	4	7	3	6	10	9	8	9	7	8	7	7	-
1948	10	4	7	1	6	6	6	4	6	4	6	9	7	-
1947	10	2	7	1	4	8	4	8	10	1	9	10	6	-
1946	10	4	5	6	7	1	2	3	4	2	9	4	10	-
1945	10	1	2	2	4	2	3	1	1	4	2	5	6	-
1944	10	3	9	1	7	6	9	3	7	10	7	5	10	-
1943	8	3	5	3	3	3	7	2	1	3	5	6	1	-
1942	10	3	3	3	3	2	2	1	2	1	4	5	6	-
1941	10	5	6	4	4	3	2	5	5	9	3	1	3	-
1940	10	2	6	1	1	9	4	10	3	-	-	-	-	-
1939	10	2	2	3	2	1	2	1	2	-	-	-	-	-
1938	10	2	5	1	5	3	4	3	5	-	-	-	-	-
1937	10	2	4	2	3	1	2	5	4	-	-	-	-	-
1936	9	6	6	3	4	1	1	4	3	-	-	-	-	-
1935	9	5	6	7	8	5	1	5	6	-	-	-	-	-
1934	11	8	5	8	7	6	9	7	5	-	-	-	-	-
1933	10	1	1	8	6	7	3	10	5	-	-	-	-	-
1932	8	7	5	8	7	-	-	-	4	-	-	-	-	-

*Combined AFL/NFL

YEARLY STATS

1970 (6-8) // COACH BILL AUSTIN

Sept. 20	L	17-26	at San Francisco	34,984
Sept. 27	L	17-27	at St. Louis	44,246
Oct. 4	W	33-21	at Philadelphia	60,658
Oct. 11	W	31-10	Detroit	50,414
Oct. 19	L	20-34	at Oakland	54,471
Oct. 25	W	20-0	Cincinnati	50,415
Nov. 1	W	19-3	at Denver	50,705
Nov. 8	L	19-10	Minnesota	50,415
Nov. 15	L	33-35	at New York Giants	62,915
Nov. 22	L	21-45	Dallas	50,415
Nov. 29	L	24-27	New York Giants	50,415
Dec. 6	L	0-34	at Dallas	57,936
Dec. 13	W	24-6	Philadelphia	50,415
Dec. 20	W	28-27	St. Louis	50,415

	Redskins	Opponents
TOTAL FIRST DOWNS	249	266
Rushing	122	125
Passing	100	125
Penalty	27	16
TOTAL NET YARDS	4,129	4,333
Avg. Per Game	295.1	309.6
Total Plays	815	866
Avg. Per Play	5.1	5.0
NET YARDS RUSHING	2,021	2,068
Avg. Per Game	144.4	147.9
Total Rushes	444	468
NET YARDS PASSING	2,108	2,265
Avg. Per Game	150.6	161.8
Sacked/Yards Lost	29/249	24/169
Gross Yards	2,357	2,434
Attempts/Completions	342/203	374/205
Completion Pct.	59.4	54.8
Had Intercepted	10	15
PUNT/AVERAGE	61/40.9	56/39.3
PENALTIES/YARDS	65/613	87/930
FUMBLES/LOST	26/14	22/13
TOUCHDOWNS	34	37
Rushing	11	19
Passing	23	14
Returns	0	4

SCORE BY PERIODS	Q1	Q2	Q3	Q4	OT	PTS
WASHINGTON	68	75	72	82	0	297
Opponents	51	89	83	91	0	314

SCORING	TD	Ru	Pa	Rt	PAT	FG	Pts
Knight	0	0	0	0	33/34	20/27	93
Smith	9	0	9	0	0/0	0/0	54
Taylor	8	0	8	0	0/0	0/0	48
Brown	7	5	2	0	0/0	0/0	42
Harraway	5	5	0	0	0/0	0/0	30
WASHINGTON	34	11	23	0	33/34	20/27	297
Opponents	37	19	14	4	36/37	18/26	314

RUSHING	No.	Yards	Avg.	Lg	TD
Brown	237	1,125	4.8	75	5
Harraway	146	577	4.0	57	5
Dyer	21	102	4.9	12	0
WASHINGTON	444	2,021	4.6	75	11
Opponents	468	2,068	4.5	40	19

PASSING	Att	Comp	Yards	Cmp%	Yards/Att	TD	TD%	Int	Int%	Long	Sack/Lost	Rating
Jurgensen	337	202	2,354	59.9	7.0	23	6.8	10	3.0	66	25/214	91.7
WASHINGTON	342	203	2,357	59.4	6.9	23	6.7	10	2.9	66	29/249	90.5
Opponents	374	205	2,434	54.8	6.5	14	3.7	15	4.0	57	24/169	70.6

RECEIVING	No.	Yards	Avg.	Lg	TD
Smith	43	575	13.4	41	9
Taylor	42	593	14.1	41	8
Brown	37	341	9.2	66	2
WASHINGTON	203	2,357	11.6	66	23
Opponents	205	2,434	11.9	57	14

INTERCEPTIONS	No.	Yards	Avg.	Lg	TD
Owens	4	86	21.5	32	0
Bass	4	37	9.3	22	0
R. Harris	3	67	22.3	25	0
WASHINGTON	15	240	16.0	32	0
Opponents	10	181	18.1	41	1

PUNTING	No.	Yards	Avg.	Lg	Blk
Bragg	61	2,493	40.9	66	1
Opponents	56	2,199	39.3	68	1

PUNT RETURNS	Ret	Yards	Avg.	TD
R. Harris	14	10	0.7	0
WASHINGTON	27	45	1.7	0
Opponents	35	259	7.4	0

KICKOFF RETURNS	No.	Yards	Avg.	TD
Vactor	28	700	25.0	0
WASHINGTON	61	1,223	20.0	0
Opponents	49	1,181	24.1	1

FIELD GOALS	1-19	20-29	30-39	40-49	50+
Knight	6/6	5/5	5/7	4/9	0/0
Opponents	3/3	6/10	5/5	4/7	0/1

NOTABLE
Record (Finish): 6-8 (4th NFC East)

National Honors: RB Larry Brown: PFWA All-Pro Team, All-NFC Team, Pro Bowl; C Len Hauss: Pro Bowl; LB Chris Hanburger: All-NFC Team.

Starters: Offense: WR Charley Taylor (14), LT Jim Snowden (14), LG Ray Schoenke (13), C Len Hauss (14), RG Vince Promuto (3), RT Walter Rock (13), TE Jerry Smith (14), WR Pat Richter (1), QB Sonny Jurgensen (14), RB Larry Brown (13), RB Charlie Harraway (13), RG/LG (5/1), RG Roy Schmidt (6), WR Walter Roberts (12), RT Steve Wright (1), WR/RB Henry Dyer (1/1)

Defense: LE/RE Leo Carroll (5/2), LT Floyd Peters (9), RT/RE Bill Brundage (13/1), RE Bruce Anderson (8), LLB Harold McLinton (13), MLB Marlin McKeever (12), RLB Chris Hanburger (14), LCB Pat Fischer (14), RCB Mike Bass (14), LS Brig Owens (14), RS Rickie Harris (12), RS Jon Jaqua (2), LLB Tom Roussel (1), MLB Rusty Tillman (2), LT Manny Sistrunk (3), RE/LT/RT Frank Bosch (3/2/1), LE John Hoffman (9)

YEARLY STATS

1971 (9-4-1) // COACH GEORGE ALLEN

Sept. 19	W	24-17	at St. Louis	46,805
Sept. 26	W	30-3	at New York Giants	62,785
Oct. 3	W	20-16	at Dallas	72,000
Oct. 10	W	22-13	Houston	53,041
Oct. 17	W	20-0	St. Louis	53,041
Oct. 24	L	20-27	at Kansas City	51,989
Oct. 31	W	24-14	New Orleans	53,041
Nov. 7	T	7-7	Philadelphia	53,041
Nov. 14	L	15-16	at Chicago	55,049
Nov. 21	L	0-13	Dallas	53,041
Nov. 28	W	20-13	at Philadelphia	65,358
Dec. 5	W	23-7	New York Giants	53,041
Dec. 13	W	38-24	at Los Angeles	80,402
Dec. 19	L	13-20	Cleveland	53,041
Dec. 26	L	20-24	Playoffs at San Francisco	45,327

	Redskins	Opponents
TOTAL FIRST DOWNS	212	214
Rushing	77	73
Passing	112	119
Penalty	23	21
TOTAL NET YARDS	4,030	3,523
Avg. Per Game	287.9	251.6
Total Plays	828	855
Avg. Per Play	4.9	4.1
NET YARDS RUSHING	1,757	1,396
Avg. Per Game	125.5	99.7
Total Rushes	477	408
NET YARDS PASSING	2,273	2,127
Avg. Per Game	162.4	151.9
Sacked/Yards Lost	17/118	36/321
Gross Yards	2,391	2,448
Attempts/Completions	334/182	411/191
Completion Pct.	54.5	46.5
Had Intercepted	15	29
PUNT/AVERAGE	59/40.5	77/41.2
PENALTIES/YARDS	80/801	92/720
FUMBLES/LOST	32/20	22/12
TOUCHDOWNS	27	20
Rushing	8	7
Passing	13	11
Returns	6	2

SCORE BY PERIODS	Q1	Q2	Q3	Q4	OT	PTS
WASHINGTON	77	103	36	60	0	276
Opponents	26	42	39	83	0	190

SCORING	TD	Ru	Pa	Rt	PAT	FG	S	TP
Knight	0	0	0	0	27/27	29/49	0	114
Brown	6	4	2	0	0/0	0/0	0	36
Jefferson	4	0	4	0	0/0	0/0	0	24
Taylor	4	0	4	0	0/0	0/0	0	24
Harraway	2	2	0	0	0/0	0/0	0	12
WASHINGTON	27	8	13	6	27/27	29/49	0	276
Opponents	20	7	11	2	19/20	17/33	0	190

RUSHING	No.	Yards	Avg.	Lg	TD
Brown	253	948	3.7	34	4
Harraway	156	635	4.1	57	2
Mason	31	85	2.7	11	0
WASHINGTON	477	1,756	3.7	57	8
Opponents	408	1,396	3.4	40	7

PASSING	Att	Comp	Yards	Cmp%	Yards/Att	TD	TD%	Int	Int%	Long	Sack/Lost	Rating
Kilmer	306	166	2,221	54.2	7.3	13	4.3	13	4.3	71	16/110	74.0
Jurgensen	28	16	170	57.1	6.1	0	0.0	2	7.1	30	1/8	45.5
WASHINGTON	334	182	2,391	54.4	7.2	13	3.8	15	4.4	71	17/118	71.6
Opponents	411	191	2,448	46.4	6.0	11	2.6	29	7.1	71	36/321	45.1

RECEIVING	No.	Yards	Avg.	Lg	TD
Jefferson	47	701	14.9	70	4
Dowler	26	352	13.5	30	0
Taylor	24	370	15.4	71	4
WASHINGTON	182	2,391	13.1	71	13
Opponents	191	2,448	12.8	58	11

INTERCEPTIONS	No.	Yards	Avg.	Lg	TD
Bass	8	78	10.00	38	1
Petitbon	5	102	20.4	42	0
Pardee	5	58	11.6	20	1
WASHINGTON	29	480	16.6	53	5
Opponents	15	284	18.9	82	1

PUNTING	No.	Yards	Avg.	Lg	Blk
Bragg	59	2,391	40.5	59	1
Opponents	76	3,147	41.4	59	0

PUNT RETURNS	Ret	Yards	Avg.	TD
Duncan	22	233	10.6	0
WASHINGTON	44	416	9.5	0
Opponents	16	87	5.4	0

KICKOFF RETURNS	No.	Yards	Avg.	TD
Duncan	27	724	26.8	1
WASHINGTON	43	913	21.2	1
Opponents	61	1,070	17.5	1

FIELD GOALS	1-19	20-29	30-39	40-49	50+
Knight	10/12	6/9	8/14	3/11	2/3
Opponents	5/5	6/7	3/9	3/9	0/3

**NOTABLE
Record (Finish):** 9-4-1 (2nd NFC East)

National Honors: RB Larry Brown: All-NFC Team, Pro Bowl; C Len Hauss: Pro Bowl; WR Roy Jefferson: All-NFC Team, Pro Bowl; K Curt Knight: PFWA All-Pro Team, Pro Bowl; LB Jack Pardee: All-NFC Team; Coach George Allen: PGWA Coach of the Year

Starters: Defense: WR Charley Taylor [6], LT Jim Snowden [14], LG Ray Schoenke [14], C Len Hauss [14], RG John Wilbur [14], RT Walter Rock [14], TE Jerry Smith [7], WR Roy Jefferson [4], QB Billy Kilmer [13], RB Larry Brown [13], RB Charlie Harraway [14], QB Sonny Jurgensen [1], WR Boyd Dowler [7], WR Clifton McNeil [1], TE Mack Alston [7], RB Tommy Mason [1]

Defense: LE Ron McDole [14], LT Manny Sistrunk [14], RT Diron Talbert [14], RE Verlon Biggs [13], LLB Jack Pardee [14], MLB Myron Pottios [14], RLB Chris Hanburger [14], LCB Pat Fischer [14], RCB Mike Bass [14], LS Richie Petitbon [13], RS Brig Owens [14], RE Jimmie Jones [1], LS Jon Jaqua [1]

YEARLY STATS

1972 (11-3) // COACH GEORGE ALLEN

Sept. 18	W	24-21	at Minnesota	47,900
Sept. 24	W	24-10	St. Louis	53,039
Oct. 1	L	23-24	at New England	60,999
Oct. 8	W	14-0	Philadelphia	53,039
Oct. 15	W	33-3	at St. Louis	50,454
Oct. 22	W	24-20	Dallas	53,039
Oct. 29	W	23-16	at New York Giants	62,878
Nov. 5	W	35-17	at New York Jets	63,962
Nov. 12	W	27-13	New York Giants	53,039
Nov. 20	W	24-13	Atlanta	53,039
Nov. 26	W	21-16	Green Bay	53,039
Dec. 3	W	23-7	at Philadelphia	65,720
Dec. 9	L	24-34	at Dallas	65,136
Dec. 17	L	17-24	Buffalo	53,039
Playoffs				
Dec. 24	W	16-3	Green Bay	53,140
Dec. 31	W	26-3	Dallas	53,129
Jan. 14	L	7-14	Super Bowl VII - Los Angeles Miami	90,182

	Redskins	Opponents
TOTAL FIRST DOWNS	237	233
Rushing	110	95
Passing	106	108
Penalty	21	20
TOTAL NET YARDS	4,275	3,695
Avg. Per Game	305	264
Total Plays	808	830
Avg. Per Play	5.3	4.5
NET YARDS RUSHING	2,082	1,733
Avg. Per Game	149	124
Total Rushes	513	427
NET YARDS PASSING	2,193	1,872
Avg. Per Game	157	134
Sacked/Yards Lost	11/88	35/268
Gross Yards	2,281	2,140
Attempts/Completions	284/159	368/186
Completion Pct.	55.9	50.5
Had Intercepted	15	17
PUNT/AVERAGE	59/38.5	69/40.7
PENALTIES/YARDS	78/721	64/668
FUMBLES/LOST	27/11	28/16
TOUCHDOWNS	42	23
Rushing	17	12
Passing	21	10
Returns	4	1

SCORE BY PERIODS	Q1	Q2	Q3	Q4	OT	PTS
WASHINGTON	30	105	92	109	0	336
Opponents	58	56	43	61	0	218

SCORING	TD	Ru	Pa	Rt	PAT	FG	S	TP
Knight	0	0	0	0	40/42	14/30	0	82
Brown	12	8	4	0	0/0	0/0	0	72
Smith	7	0	7	0	0/0	0/0	0	42
Taylor	7	0	7	0	0/0	0/0	0	42
Harraway	6	6	0	0	0/0	0/0	0	36
WASHINGTON	42	17	21	4	40/42	14/30	1	336
Opponents	23	12	10	1	23/23	19/34	0	218

RUSHING	No.	Yards	Avg.	Lg	TD
Brown	285	1,216	4.3	38	8
Harraway	148	567	3.8	24	6
Mul-Key	33	155	4.7	35	1
WASHINGTON	513	2,082	4.1	38	17
Opponents	427	1,733	4.1	41	12

PASSING	Att	Comp	Yards	Cmp%	Yards/Att	TD	TD%	Int	Int%	Long	Sack/Lost	Rating
Kilmer	225	120	1,648	53.3	7.3	19	8.4	11	4.9	89	9/67	84.6
Jurgensen	59	39	633	66.1	10.7	2	3.4	4	6.8	36	2/21	84.9
WASHINGTON	284	159	2,281	55.9	8.0	21	7.4	15	5.3	89	11/88	84.8
Opponents	368	186	2,140	50.5	5.8	10	2.7	17	4.6	40	35/268	58.2

RECEIVING	No.	Yards	Avg.	Lg	TD
Taylor	49	673	13.7	70	7
Jefferson	35	550	15.7	45	3
Brown	32	473	14.8	89	4
WASHINGTON	159	2,281	14.3	89	21
Opponents	186	2,140	11.5	40	10

INTERCEPTIONS	No.	Yards	Avg.	Lg	TD
Hanburger	4	98	24.5	41	1
Fischer	4	61	15.3	35	0
Bass	3	53	17.7	29	0
WASHINGTON	17	287	16.9	41	1
Opponents	15	160	10.7	49	1

PUNTING	No.	Yards	Avg.	Lg	Blk
Bragg	59	2,273	38.5	62	0
Opponents	69	2,802	40.7	58	3

PUNT RETURNS	Ret	FC	Yards	Avg.	Lg	TD
Vactor	17	14	88	5.2	28	0
WASHINGTON	34	22	159	4.7	28	0
Opponents	20	28	39	2.0	13	0

KICKOFF RETURNS	No.	Yards	Avg.	Lg	TD
Duncan	15	364	24.3	41	0
WASHINGTON	48	1,133	23.6	44	0
Opponents	53	1,191	22.5	77	0

FIELD GOALS	1-19	20-29	30-39	40-49	50+
Knight	4/4	0/3	6/11	4/8	0/4
Opponents	6/6	4/7	4/9	4/9	1/3

NOTABLE Record (Finish): 11-3 (1st NFC East; NFC Champions)

National Honors: RB Larry Brown: PFWA All-Pro Team, NEA All-Pro Team, All-NFC Team, Pro Bowl; PR Speedy Duncan: Pro Bowl; LB Chris Hanburger: PFWA All-Pro Team, NEA All-Pro Team, All-NFC Team, Pro Bowl; C Len Hauss: PFWA All-Pro Second Team, NEA All-Pro Team, Pro Bowl; QB Billy Kilmer: All-NFC Team, Pro Bowl; WR Charley Taylor: Pro Bowl; DE Verlon Biggs: PFWA All-Pro Second Team; CB Pat Fischer: NEA All-Pro Second Team

Starters: Offense: WR Charley Taylor (14), LT Terry Hermeling (14), LG Paul Laaveg (14), C Len Hauss (14), RG John Wilbur (14), RT Walter Rock (14), TE Jerry Smith (14), WR Roy Jefferson (14), QB Billy Kilmer (10), RB Larry Brown (12), RB Charlie Harraway (14), QB Sonny Jurgensen (4), RB Bob Brunet (1), RB Herb Mul-Key (1)

Defense: LE Ron McDole (14), LT Manny Sistrunk (4), RT Diron Talbert (14), RE Verlon Biggs (14), LLB Jack Pardee (13), MLB/LLB Harold McLinton (7/1), RLB Chris Hanburger (14), LCB Pat Fischer (14), RCB Mike Bass (14), LS Richie Petitbon (3), RS Roosevelt Taylor (14), RT Bill Brundige (10), MLB Myron Pottios (7), LS Brig Owens (11)

YEARLY STATS

1973 (10-4) // COACH GEORGE ALLEN

Sept. 16	W	38-0	San Diego	53,589
Sept. 23	L	27-34	at St. Louis	50,316
Sept. 30	W	28-7	at Philadelphia	64,147
Oct. 8	W	14-7	Dallas	54,314
Oct. 14	W	21-3	at New York Giants	70,168
Oct. 21	W	31-13	St. Louis	54,381
Oct. 28	L	3-19	at New Orleans	66,315
Nov. 5	L	16-21	at Pittsburgh	49,220
Nov. 11	W	33-9	San Francisco	54,381
Nov. 18	W	22-14	Baltimore	52,675
Nov. 22	W	20-0	at Detroit	46,807
Dec. 2	W	27-24	New York Giants	53,590
Dec. 9	L	7-27	at Dallas	62,195
Dec. 16	W	38-20	Philadelphia	49,484
Dec. 22	L	20-27	Playoffs at Minnesota	45,475

	Redskins	Opponents
TOTAL FIRST DOWNS	232	233
Rushing	76	89
Passing	131	119
Penalty	25	25
TOTAL NET YARDS	3,797	3,774
Avg. Per Game	271.2	269.6
Total Plays	862	937
Avg. Per Play	4.4	4.0
NET YARDS RUSHING	1,439	1,603
Avg. Per Game	102.4	114.5
Total Rushes	459	480
NET YARDS PASSING	2,358	2,171
Avg. Per Game	168.8	155.0
Sacked/Yards Lost	31/202	53/360
Gross Yards	2,560	2,531
Attempts/Completions	373/209	404/203
Completion Pct.	56.2	50.2
Had Intercepted	14	26
PUNT/AVERAGE	64/40.3	81/38.4
PENALTIES/YARDS	81/771	86/708
FUMBLES/LOST	32/18	35/18
TOUCHDOWNS	37	21
Rushing	9	8
Passing	20	12
Returns	8	1

SCORE BY PERIODS	Q1	Q2	Q3	Q4	OT	PTS
REDSKINS	72	70	57	126	0	325
Opponents	44	62	45	47	0	198

SCORING	TD	Ru	Pa	Rt	PAT	FG	S	TP
Knight	0	0	0	0	37/37	22/42	0	103
Brown	14	8	6	0	0/0	0/0	0	84
C. Taylor	7	0	7	0	0/0	0/0	0	42
Harraway	4	1	3	0	0/0	0/0	0	24
WASHINGTON	37	9	20	8	37/37	22/42	0	325
Opponentss	21	8	12	1	21/21	17/28	0	198

RUSHING	No.	Yards	Avg.	Lg	TD
Brown	273	860	3.2	27	8
Harraway	128	452	3.5	16	1
Thomas	32	95	3.0	13	0
WASHINGTON	459	1,439	3.1	27	9
Opponents	480	1,603	3.3	35	8

PASSING	Att	Comp	Yards	Cmp%	Yards/Att	TD	TD%	Int	Int%	Long	Sack/Lost	Rating
Kilmer	228	122	1,656	53.7	7.3	14	6.2	9	4.0	64t	15/88	81.3
Jurgensen	145	87	904	60.0	6.2	6	4.1	5	3.4	36	16/114	77.6
WASHINGTON	373	209	2,560	56.2	6.9	20	5.4	14	3.8	64t	31/202	75.5
Opponents	404	203	2,531	50.2	6.3	12	2.9	26	6.4	73	53/360	53.1

RECEIVING	No.	Yards	Avg.	Lg	TD
C. Taylor	59	801	13.6	53	7
Jefferson	41	595	14.5	36	1
Brown	40	482	12.0	64	6
WASHINGTON	209	2,560	12.2	64	20
Opponents	203	2,531	12.5	73	12

INTERCEPTIONS	No.	Yards	Avg.	Lg	TD
Houston	6	32	5.3	22	0
Bass	5	161	32.2	68	1
Owens	5	123	24.6	27	1
WASHINGTON	26	598	23.0	68	4
Opponents	14	173	12.4	64	0

PUNTING	No.	Yards	Avg.	Lg	Blk
Bragg	64	2,581	40.3	61	0
Opponents	81	3,112	38.4	62	4

PUNT RETURNS	Ret	FC	Yards	Avg.	Lg	TD
Duncan	28	11	218	7.8	22	0
WASHINGTON	40	17	321	8.0	27	0
Opponents	14	30	104	7.4	37	0

KICKOFF RETURNS	No.	Yards	Avg.	Lg	TD
Mul-Key	36	1,011	28.1	97	1
WASHINGTON	43	1,118	26.0	97	1
Opponents	61	1,237	20.3	97	1

FIELD GOALS	1-19	20-29	30-39	40-49	50+
Knight	8/8	5/7	6/13	3/9	0/5
Opponents	3/3	6/8	6/11	2/5	0/1

**NOTABLE
Record (Finish):** 10-4 (2nd NFC East)

National Honors: LB Chris Hanburger: NEA All-Pro Team, PFWA All-Pro Second Team, All-NFC Team, Pro Bowl; FS Ken Houston: NEA All-Pro Second Team, PFWA All-Pro Second Team, All-NFC Team, Pro Bowl; KR Herb Mul-Key: Pro Bowl; WR Charley Taylor: Pro Bowl; C Len Hauss: PFWA All-Pro Second Team

Starters: Offense: WR Charley Taylor (14), LT Terry Hermeling (13), LG Paul Laaveg (14), C Len Hauss (14), RG John Wilbur (14), RT Walter Rock (6), TE Alvin Reed (5), WR Roy Jefferson (14), QB Billy Kilmer (10), RB Larry Brown (14), RB Charlie Harraway (14), LT Ray Schoenke (1), RT George Starke (8), TE Jerry Smith (9), QB Sonny Jurgensen (4)

Defense: LE Ron McDole (14), LT Manny Sistrunk (2), RT Diron Talbert (14), RE Verlon Biggs (14), LLB Dave Robinson (14), MLB Harold McLinton (8), RLB Chris Hanburger (14), LCB Pat Fischer (14), RCB Mike Bass (14), LS Ken Houston (14), RS Brig Owens (14), LT Bill Brundidge (12), MLB Myron Pottios (6)

YEARLY STATS

1974 (10-4) // COACH GEORGE ALLEN

Sept. 15	W	13-10	at New York Giants	51,764
Sept. 22	L	10-17	St. Louis	53,888
Sept. 30	W	30-3	Denver	54,395
Oct. 6	L	17-28	at Cincinnati	56,175
Oct. 13	W	20-17	Miami	54,395
Oct. 20	W	24-3	New York Giants	53,363
Oct. 27	L	20-23	at St. Louis	50,767
Nov. 3	W	17-6	at Green Bay	56,267
Nov. 10	W	27-20	at Philadelphia	65,947
Nov. 17	W	28-21	Dallas	54,395
Nov. 24	W	26-7	Philadelphia	54,395
Nov. 28	L	23-24	at Dallas	63,243
Dec. 9	W	23-17	at Los Angeles	87,313
Dec. 15	W	42-0	Chicago	52,085
Playoffs				
Dec. 22	L	10-19	at Los Angeles	80,118

	Redskins	Opponents
TOTAL FIRST DOWNS	249	210
Rushing	77	79
Passing	156	114
Penalty	16	17
TOTAL NET YARDS	4,255	3,275
Avg. Per Game	303.9	234.0
Total Plays	908	843
Avg. Per Play	4.7	3.9
NET YARDS RUSHING	1,440	1,439
Avg. Per Game	102.3	102.8
Total Rushes	471	412
NET YARDS PASSING	2,809	1,839
Avg. Per Game	200.6	131.4
Sacked/Yards Lost	25/176	31/250
Gross Yards	2,978	2,102
Attempts/Completions	413/254	400/197
Completion Pct.	61.5	49.3
Had Intercepted	11	25
PUNT/AVERAGE	73/38.1	81/38.5
PENALTIES/YARDS	78/661	69/529
FUMBLES/LOST	17/9	28/15
TOUCHDOWNS	38	24
Rushing	11	7
Passing	22	13
Returns	5	4

SCORE BY PERIODS	Q1	Q2	Q3	Q4	OT	PTS
WASHINGTON	37	120	61	102	0	320
Opponents	49	41	71	35	0	196

SCORING	TD	Ru	Pa	Rt	PAT	FG	S	TP
Moseley	0	0	0	0	27/30	18/30	0	81
Brown	7	3	4	0	0/0	0/0	0	42
Thomas	6	5	1	0	0/0	0/0	0	36
Taylor	5	0	5	0	0/0	0/0	0	30
Jefferson	4	0	4	0	0/0	0/0	0	24
WASHINGTON	38	11	22	5	35/38	19/31	0	320
Opponents	24	7	13	4	22/24	10/14	0	196

RUSHING	No.	Yards	Avg.	Lg	TD
Brown	163	430	3.2	16	3
Denson	103	391	3.8	23	0
Thomas	95	347	3.7	66	5
WASHINGTON	471	1,440	3.1	66	11
Opponents	412	1,439	3.5	75	7

PASSING	Att	Comp	Yards	Cmp%	Yards/Att	TD	TD%	Int	Int%	Long	Sack/Lost	Rating
Jurgensen	167	107	1,185	64.1	7.1	11	6.6	5	3	44	10/69	94.6
Kilmer	234	137	1,632	58.5	7	10	4.3	6	2.6	51	13/96	83.4
Theismann	11	9	145	81.8	13.2	1	9.1	0	0	69	2/11	149.1
WASHINGTON	413	254	2,978	61.5	7.2	22	5.3	11	2.6	69	25/176	86.4
Opponents	399	197	2,102	49.3	5.3	13	3.2	24	6	52	31/256	51.0

RECEIVING	No.	Yards	Avg.	Lg	TD
Taylor	54	738	13.7	51	5
J. Smith	44	554	12.6	30	3
Jefferson	43	654	15.2	43	4
REDSKINS	254	2,978	11.7	69	22
Opponents	197	2,102	10.7	52	13

INTERCEPTIONS	No.	Yards	Avg.	Lg	TD
Stone	5	95	19.0	31	0
Hanburger	4	6	1.5	5	0
Owens	4	59	14.8	24	0
WASHINGTON	25	328	13.1	37	2
Opponents	11	79	7.2	53	1

PUNTING	No.	Yards	Avg.	Lg	Blk
Bragg	73	2,780	38.1	51	1
Opponents	81	3,119	38.5	64	2

PUNT RETURNS	Ret	FC	Yards	Avg.	Lg	TD
Theismann	15	3	157	10.5	44	0
WASHINGTON	45	6	453	10.1	58	1
Opponents	51	3	458	9.0	50	1

KICKOFF RETURNS	No.	Yards	Avg.	Lg	TD
L. Jones	23	672	29.2	102	1
WASHINGTON	45	1,166	25.9	102	1
Opponents	64	1,379	21.5	52	0

FIELD GOALS	1-19	20-29	30-39	40-49	50+
Moseley	1/1	2/5	9/13	6/10	0/1
Opponents	0/0	2/2	5/8	3/4	0/0

NOTABLE Record (Finish): 10-4 (2nd NFC East)

National Honors: LB Chris Hanburger: NEA All-Pro Second Team, All-NFC Team, Pro Bowl; SS Ken Houston: NEA All-Pro Second Team, All-NFC Team, Pro Bowl; DT Diron Talbert: Pro Bowl; WR Charley Taylor: All-NFC Team, Pro Bowl

Starters: Offense: WR Charley Taylor (14), LT Ray Schoenke (13), LG Paul Laaveg (14), C Len Hauss (14), RG Walt Sweeney (14), RT George Starke (14), TE Jerry Smith (14), WR Roy Jefferson (13), QB Billy Kilmer (10), RB Larry Brown (11), RB Larry Smith (8), QB Sonny Jurgensen (4), LT Jim Tyrer (1), WR Frank Grant (1), RB Duane Thomas (3), RB Moses Denson (8)

Defense: LE Ron McDole (13), LT Manuel Sistrum (1), RT Diron Talbert (14), RE Verlon Biggs (14), LLB Dave Robinson (14), MLB Harold McLinton (13), RLB Chris Hanburger (14), LCB Pat Fischer (14), RCB Mike Bass (14), LS Ken Houston (14), RS Brig Owens (14), LT Bill Brundige (13), LE Deacon Jones (1), MLB Russ Tillman (1)

YEARLY STATS

1975 (8-6) // COACH GEORGE ALLEN

Sept. 21	W	41-3	New Orleans	53,824
Sept. 28	W	49-13	New York Giants	54,953
Oct. 5	L	10-26	at Philadelphia	66,090
Oct. 13	W	27-17	St. Louis	54,693
Oct. 19	L	10-13	at Houston	49,566
Oct. 26	W	23-7	at Cleveland	56,702
Nov. 2	W	30-24 (OT)	Dallas	55,004
Nov. 9	W	21-13	at New York Giants	57,242
Nov. 16	L	17-20 (OT)	at St. Louis	49,919
Nov. 23	L	23-26 (OT)	Oakland	53,582
Nov. 30	W	31-30	Minnesota	54,498
Dec. 7	W	30-27	at Atlanta	52,809
Dec. 13	L	10-31	at Dallas	61,091
Dec. 21	L	3-26	Philadelphia	49,365

	Redskins	Opponents
TOTAL FIRST DOWNS	272	255
Rushing	97	105
Passing	150	128
Penalty	25	22
TOTAL NET YARDS	4,669	4,465
Avg. Per Game	333.5	318.9
Total Plays	919	951
Avg. Per Play	5.1	4.7
NET YARDS RUSHING	1,752	2,033
Avg. Per Game	125.1	145.2
Total Rushes	444	525
NET YARDS PASSING	2,917	2,432
Avg. Per Game	208.4	173.7
Sacked/Yards Lost	27/175	36/274
Gross Yards	3,092	2,706
Attempts/Completions	448/229	390/217
Completion Pct.	51.1	55.6
Had Intercepted	29	18
PUNT/AVERAGE	72/40.6	87/38.9
PENALTIES/YARDS	78/723	89/772
FUMBLES/LOST	28/17	27/19
TOUCHDOWNS	40	33
Rushing	9	11
Passing	28	17
Returns	3	5

SCORE BY PERIODS	Q1	Q2	Q3	Q4	OT	PTS
WASHINGTON	49	109	44	117	6	325
Opponents	29	88	63	90	6	276

SCORING	TD	Ru	Pa	Rt	PAT	FG	S	TP
Moseley	0	0	0	0	37/39	16/25	0	85
Grant	8	0	8	0	0/0	0/0	0	48
M. Thomas	7	4	3	0	0/0	0/0	0	42
Taylor	6	0	6	0	0/0	0/0	0	36
L. Brown	5	3	2	0	0/0	0/0	0	30
WASHINGTON	40	9	28	3	37/39	16/25	0	325
Opponents	33	11	17	5	27/33	17/30	0	276

RUSHING	No.	Yards	Avg.	Lg	TD
M. Thomas	235	919	3.9	34	4
L. Brown	97	352	3.6	43	3
Denson	56	195	3.5	14	0
WASHINGTON	444	1,752	3.9	43	9
Opponents	525	2,033	3.9	53	11

PASSING	Att	Comp	Yards	Cmp%	Yards/Att	TD	TD%	Int	Int%	Long	Sack/Lost	Rating
Kilmer	346	178	2,440	51.4	7.1	23	6.6	16	4.6	96	23/138	77.1
Johnson	79	41	556	51.9	7.0	4	5.1	10	12.7	36	2/19	52.1
Theismann	22	10	96	45.5	4.4	1	4.5	3	13.6	30	2/18	33.6
WASHINGTON	448	229	3,092	51.1	6.9	28	6.3	29	6.5	96	27/175	67.3
Opponents	390	217	2,706	55.6	6.9	17	4.4	18	4.6	68	36/274	72.7

RECEIVING	No.	Yards	Avg.	Lg	TD
Taylor	53	744	14	64	6
Grant	41	776	18.9	96t	8
M. Thomas	40	483	12	33	3
WASHINGTON	229	3,092	13.5	96t	28
Opponents	217	2,706	12.5	62t	17

INTERCEPTIONS	No.	Yards	Avg.	Lg	TD
Bass	4	85	21.3	30	0
Houston	4	33	8.3	19	0
Hanburger	3	81	27	37	0
WASHINGTON	18	335	18.6	57	0
Opponents	29	469	16.2	89	4

PUNTING	No.	Yards	Avg.	Lg	Blk
Bragg	72	2,924	40.6	63	0
Opponents	87	3,384	38.9	60	1

PUNT RETURNS	Ret	FC	Yards	Avg.	Lg	TD
Jones	53	5	407	7.7	52	1
WASHINGTON	61	9	464	7.6	52	1
Opponents	38	13	240	6.3	19	0

KICKOFF RETURNS	No.	Yards	Avg.	Lg	TD
Jones	47	1,086	23.1	44	0
WASHINGTON	58	1,296	22.3	50	0
Opponents	64	1,357	21.2	93	1

FIELD GOALS	1-19	20-29	30-39	40-49	50+
Moseley	0/0	1/3	9/10	6/9	0/3
Opponents	1/1	9/12	3/8	4/9	0/0

NOTABLE
Record (Finish): 8-6 (3rd NFC East)

National Honors: SS Ken Houston: PFWA All-Pro Team, NEA All-Pro Team, All-NFC Team, Pro Bowl; LB Chris Hanburger: PFWA All-Pro Second Team, NEA All-Pro Second Team, All-NFC Team, Pro Bowl; WR Charley Taylor: All-NFC Team, Pro Bowl; RB Mike Thomas: PFWA All-Rookie Team

Starters: Offense: WR Charley Taylor (14), LT Tim Stokes (5), LG Paul Laaveg (8), C Len Hauss (14), RG/LG Ray Schoenke (1/8), RT George Starke (14), TE Jerry Smith (14), WR Roy Jefferson (5), QB Billy Kilmer (13), RB Moses Denson (9), RB Larry Brown (8), LT Terry Hermeling (9), RG Walter Sweeney (13), WR Frank Grant (9), QB Randy Johnson (1), RB Mike Thomas (9)

Defense: LE Ron McDole (14), LT Bill Brundige (13), RT Diron Talbert (13), RE Dennis Johnson (14), LLB Brad Dusek (14), MLB Harold McLinton (14), RLB Chris Hanburger (14), LCB Pat Fischer (11), RCB Mike Bass (14), LS Ken Houston (14), RS/LCB Bryant Salter (11/2), LCB Spencer Thomas (1), RT Dave Butz (1), LT Manny Sistrunk (1), RS Brig Owens (3)

YEARLY STATS

1976 (10-4) // COACH GEORGE ALLEN

Sept. 12	W	19-17	New York Giants	54,245
Sept. 19	W	31-7	Seattle	53,174
Sept. 27	W	20-17 (OT)	at Philadelphia	60,131
Oct. 3	L	7-33	at Chicago	52,105
Oct. 10	L	30-33	Kansas City	53,060
Oct. 17	W	20-7	Detroit	45,908
Oct. 25	W	20-10	St. Louis	48,325
Oct. 31	L	7-20	Dallas	55,004
Nov. 7	W	24-21	at San Francisco	56,134
Nov. 14	L	9-12	at New York Giants	72,975
Nov. 21	W	16-10	at St. Louis	49,833
Nov. 28	W	24-0	Philadelphia	54,292
Dec. 5	W	37-16	at New York Jets	46,638
Dec. 12	W	27-14	at Dallas	59,916
Dec. 18	L	20-35	Playoffs at Minnesota	47,221

	Redskins	Opponents
TOTAL FIRST DOWNS	255	215
Rushing	114	109
Passing	122	91
Penalty	19	15
TOTAL NET YARDS	4,096	4,070
Avg. Per Game	292.6	290.7
Total Plays	956	952
Avg. Per Play	4.3	4.3
NET YARDS RUSHING	2,111	2,205
Avg. Per Game	150.8	157.5
Total Rushes	548	555
NET YARDS PASSING	1,985	1,917
Avg. Per Game	141.8	136.9
Sacked/Yards Lost	38/303	44/324
Gross Yards	2,288	2,241
Attempts/Completions	370/187	355/146
Completion Pct.	50.5	41.1
Had Intercepted	20	26
PUNT/AVERAGE	90/38.9	93/38.9
NET PUNTING AVG.	90/32.9	93/30.0
PENALTIES/YARDS	90/868	95/818
FUMBLES/LOST	36/23	38/22
TOUCHDOWNS	32	23
Rushing	10	12
Passing	20	11
Returns	2	0

SCORE BY PERIODS	Q1	Q2	Q3	Q4	OT	PTS
WASHINGTON	46	74	73	95	3	291
Opponents	39	68	40	70	0	217

SCORING	TD	Ru	Pa	Rt	PAT	FG	S	TP
Moseley	0	0	0	0	31/32	22/34	0	97
Thomas	9	5	4	0	0/0	0/0	0	54
Fugett	6	0	6	0	0/0	0/0	0	36
Grant	5	0	5	0	0/0	0/0	0	30
Riggins	4	3	1	0	0/0	0/0	0	24
WASHINGTON	32	10	20	2	31/32	22/34	1	291
Opponents	23	12	11	0	22/23	19/30	0	217

RUSHING	No.	Yards	Avg.	Lg	TD
Thomas	254	1,101	4.3	28	5
Riggins	162	572	3.5	15	3
Hill	79	301	3.8	15	1
WASHINGTON	548	2,111	3.9	28	10
Opponents	555	2,205	4.0	80t	12

PASSING	Att	Comp	Yards	Cmp%	Yards/Att	TD	TD%	Int	Int%	Long	Sack/Lost	Rating
Kilmer	206	108	1,252	52.4	6.1	12	5.8	10	4.9	53	15/125	70.0
Theismann	163	79	1,036	48.5	6.4	8	4.9	10	6.1	44	22/172	59.9
WASHINGTON	370	187	2,288	50.5	6.2	20	5.4	20	5.4	53	38/303	65.4
Opponents	355	146	2,241	41.1	6.3	11	3.1	26	7.3	85	44/324	42.5

RECEIVING	No.	Yards	Avg.	Lg	TD
Grant	50	818	16.4	53t	5
Thomas	28	290	10.4	34	4
Jefferson	27	364	13.5	27	2
WASHINGTON	187	2,288	12.3	53t	20
Opponents	146	2,241	15.3	85t	11

INTERCEPTIONS	No.	Yards	Avg.	Lg	TD
Lavender	8	77	9.6	28	0
Fischer	5	38	7.6	32	0
Houston	4	25	6.3	12	0
WASHINGTON	26	190	7.3	32	0
Opponents	20	149	7.5	31	0

PUNTING	No.	Yards	Avg.	Net	TB	In	Lg	Blk
Bragg	90	3,503	38.9	32.9	11	15	56	0
Opponents	93	3,621	38.9	30.0	7	18	61	0

PUNT RETURNS	Ret	FC	Yards	Avg.	Lg	TD
E. Brown	48	8	646	13.5	71t	1
WASHINGTON	52	9	688	13.2	71t	1
Opponents	44	12	323	7.3	29	0

KICKOFF RETURNS	No.	Yards	Avg.	Lg	TD
E. Brown	30	738	24.6	67	0
WASHINGTON	50	1,066	21.3	67	0
Opponents	63	1,018	16.2	48	0

FIELD GOALS	1-19	20-29	30-39	40-49	50+
Moseley	1/1	7/8	8/11	6/13	0/1
Opponents	0/0	4/5	9/13	4/9	2/3

**NOTABLE
Record (Finish):** 10-4 (2nd NFC East)

National Honors: PR Eddie Brown: AP All-Pro Second Team, Pro Bowl; LB Chris Hanburger: NEA All-Pro Team, All-NFL Team, UPI All-NFC Team, Pro Bowl; SS Ken Houston: PFWA All-Pro Team, NEA All-Pro Team, All-NFL Team, UPI All-NFC Team, Pro Bowl; RB Mike Thomas: Pro Bowl

Starters: Offense: WR Frank Grant (14), LT Tim Stokes (14), LG Ron Saul (11), C Len Hauss (14), RG Terry Hermeling (12), RT George Starke (14), TE Jean Fugett (12), WR Roy Jefferson (14), QB Billy Kilmer (9), RB John Riggins (14), RB Mike Thomas (12), QB Joe Theismann (5), LG/RG Dan Nugent (3/2), TE Jerry Smith (2)

Defense: LE Ron McDole (14), LT/RE Bill Brundige (4/2), RT Diron Talbert (14), RE Dennis Johnson (12), LLB Brad Dusek (14), MLB Harold McClinton (14), RLB Chris Hanburger (14), LCB Pat Fischer (14), RCB Joe Lavender (14), LS Ken Houston (14), RS Jake Scott (12), RT Dave Butz (10), RS Brig Owens (2)

YEARLY STATS

1977 (9-5) // COACH GEORGE ALLEN

Sept. 18	L	17-20	at New York Giants	76,086
Sept. 25	W	10-6	Atlanta	55,031
Oct. 2	W	24-14	St. Louis	55,031
Oct. 9	W	10-0	at Tampa Bay	58,571
Oct. 16	L	16-34	at Dallas	62,115
Oct. 23	L	6-17	New York Giants	53,903
Oct. 30	W	23-17	Philadelphia	55,031
Nov. 7	L	3-10	at Baltimore	57,740
Nov. 13	W	17-14	at Philadelphia	60,702
Nov. 21	W	10-9	Green Bay	51,498
Nov. 27	L	7-14	Dallas	55,031
Dec. 4	W	10-0	at Buffalo	22,975
Dec. 10	W	26-20	at St. Louis	36,067
Dec. 17	W	17-14	Los Angeles Rams	54,208

	Redskins	Opponents
TOTAL FIRST DOWNS	227	234
Rushing	79	112
Passing	124	102
Penalty	24	20
POSSESSION AVG.	29:52	30:08
TOTAL NET YARDS	3,615	4,110
Avg. Per Game	258.2	293.6
Total Plays	937	961
Avg. Per Play	3.9	4.3
NET YARDS RUSHING	1,752	2,039
Avg. Per Game	125.1	145.6
Total Rushes	502	537
NET YARDS PASSING	1,863	2,071
Avg. Per Game	133.1	147.9
Sacked/Yards Lost	52/421	45/359
Gross Yards	2,284	2,430
Attempts/Completions	383/183	380/167
Completion Pct.	47.8	43.9
Had Intercepted	16	21
PUNT/AVERAGE	91/38.5	94/37.0
NET PUNTING AVG.	91/35.3	94/31.1
PENALTIES/YARDS	94/802	100/857
FUMBLES/LOST	26/14	27/12
TOUCHDOWNS	19	21
Rushing	4	8
Passing	15	12
Returns	0	1

SCORE BY PERIODS	Q1	Q2	Q3	Q4	OT	PTS
WASHINGTON	64	42	33	57	0	196
Opponents	17	37	32	103	0	189

SCORING	TD	Ru	Pa	Rt	PAT	FG	S	TP
Moseley	0	0	0	0	19/19	21/37	0	82
Thomas	5	3	2	0	0/0	0/0	0	30
Fugett	5	0	5	0	0/0	0/0	0	30
Grant	3	0	3	0	0/0	0/0	0	18
Riggins	2	0	0	0	0/0	0/0	0	12
WASHINGTON	19	4	15	0	19/19	21/37	0	196
Opponents	21	8	12	1	21/21	14/29	0	189

RUSHING	No.	Yards	Avg.	Lg	TD
Thomas	228	806	3.5	31	3
Harmon	94	310	3.3	21	0
Hill	69	257	3.7	34	0
WASHINGTON	502	1,752	3.5	34	4
Opponents	537	2,039	3.8	44	8

PASSING	Att	Comp	Yards	Cmp%	Yards/Att	TD	TD%	Int	Int%	Long	Sack/Lost	Rating
Kilmer	201	99	1,187	49.3	5.9	8	4.0	7	3.5	59	22/189	66.5
Theismann	182	84	1,097	46.2	6.0	7	3.9	9	4.9	52	30/241	57.9
WASHINGTON	383	183	2,284	47.8	5.9	15	3.9	16	4.2	59	52/421	62.3
Opponents	380	167	2,430	43.9	6.4	12	3.2	21	5.5	82	45/359	52.9

RECEIVING	No.	Yards	Avg.	Lg	TD
Fugett	36	631	17.5	52	5
Grant	34	480	14.1	59	3
Thomas	28	245	8.8	25	2
WASHINGTON	183	2,284	12.5	59	15
Opponents	167	2,430	14.6	82	12

INTERCEPTIONS	No.	Yards	Avg.	Lg	TD
Houston	5	69	13.8	31	0
Lavender	4	36	9.0	31	0
Williams	4	25	6.3	25	0
WASHINGTON	21	188	9.0	31	0
Opponents	16	296	18.5	45	1

PUNTING	No.	Yards	Avg.	Net	TB	In	Lg	Blk
Bragg	91	3,502	38.5	35.3	3	29	56	0
Opponents	94	3,476	37.0	31.1	5	12	75	0

PUNT RETURNS	Ret	FC	Yards	Avg.	Lg	TD
Brown	57	8	452	7.9	43	0
Opponents	50	7	228	4.6	50	0

KICKOFF RETURNS	No.	Yards	Avg.	Lg	TD
Brown	34	852	25.1	46	0
WASHINGTON	47	1,087	23.1	46	0
Opponents	54	1,033	19.1	46	0

FIELD GOALS	1-19	20-29	30-39	40-49	50+
Moseley	1/1	3/3	4/5	9/22	4/6
Opponents	0/0	6/7	2/8	5/11	1/3

NOTABLE
Record (Finish): 9-5 (2nd NFC East)

National Honors: TE Jean Fugett: UPI All-NFC Team, Pro Bowl; SS Ken Houston: NEA First Team All-Pro, All-NFL Team, UPI All-NFC Team, Pro Bowl; PR Eddie Brown: Pro Bowl

Starters: Offense: WR Charley Taylor (7), LT Tim Stokes (14), LG Ron Saul (14), C Len Hauss (14), RG Terry Hermeling (12), RT George Starke (14), TE Jean Fugett (14), WR Frank Grant (14), QB Billy Kilmer (8), RB Mike Thomas (13), RB John Riggins (5), WR Danny Buggs (7), RG Dan Nugent (2), QB Joe Theismann (6), RB Calvin Hill (1), RB Clarence Harmon (9)

Defense: LE Ron McDole (14), LT Dave Butz (8), RT Diron Talbert (14), RE Dennis Johnson (11), LLB Brad Dusek (14), MLB Harold McLinton (14), RLB Mike Curtis (10), LCB Gerard Williams (11), RCB Joe Lavender (14), SS Ken Houston (14), FS Jake Scott (14), LT Bill Brundige (6), RE Karl Lorch (3), RLB Chris Hanburger (4), LCB Pat Fischer (3)

YEARLY STATS

1978 (8-8) // COACH JACK PARDEE

Sept. 3	W	16-14	at New England	55,037
Sept. 10	W	35-30	Philadelphia	54,360
Sept. 17	W	28-10	at St. Louis	49,282
Sept. 24	W	23-3	New York Jets	54,729
Oct. 2	W	9-5	Dallas	55,031
Oct. 8	W	21-19	at Detroit	60,555
Oct. 15	L	10-17	at Philadelphia	65,722
Oct. 22	L	6-17	at New York Giants	76,192
Oct. 29	W	38-20	San Francisco	53,706
Nov. 6	L	17-21	at Baltimore	57,631
Nov. 12	W	16-13 (OT)	New York Giants	53,271
Nov. 19	L	17-27	St. Louis	52,460
Nov. 23	L	10-37	at Dallas	64,905
Dec. 3	L	0-16	Miami	52,860
Dec. 10	L	17-20	at Atlanta	54,178
Dec. 16	L	10-14	Chicago	49,774

	Redskins	Opponents
TOTAL FIRST DOWNS	261	283
Rushing	99	131
Passing	134	133
Penalty	28	19
TOTAL NET YARDS	4,648	4,914
Avg. Per Game	290.5	307.1
Total Plays	1,025	1,069
Avg. Per Play	4.5	4.6
NET YARDS RUSHING	2,083	2,536
Avg. Per Game	130.2	158.5
Total Rushes	536	625
NET YARDS PASSING	2,565	2,378
Avg. Per Game	160.3	148.6
Sacked/Yards Lost	46/413	35/323
Gross Yards	2,978	2,701
Attempts/Completions	443/212	409/197
Completion Pct.	47.9	48.2
Had Intercepted	21	22
PUNT/AVERAGE	103/39.4	104/37.3
NET PUNTING AVG.	33.9	30.8
PENALTIES/YARDS	117/999	85/796
FUMBLES/LOST	31/16	20/10
TOUCHDOWNS	31	30
Rushing	10	15
Passing	17	11
Returns	4	4

SCORE BY PERIODS	Q1	Q2	Q3	Q4	OT	PTS
WASHINGTON	23	107	71	69	3	273
Opponents	81	61	66	75	0	283

SCORING	TD	Ru	Pa	Rt	PAT	FG	S	TP
Moseley	0	0	0	0	30/31	19/30	0	87
Fugett	7	0	7	0	0/0	0/0	0	42
Riggins	5	5	0	0	0/0	0/0	0	30
Thomas	5	3	2	0	0/0	0/0	0	30
McDaniel	4	0	4	0	0/0	0/0	0	24
WASHINGTON	31	10	17	4	30/31	19/30	0	273
Opponents	30	15	11	4	29/30	24/34	1	283

RUSHING	No.	Yards	Avg.	Lg	TD
Riggins	248	1,014	4.1	31	5
Thomas	160	534	3.3	26	3
Theismann	37	177	4.8	20	1
WASHINGTON	536	2,083	3.9	47	10
Opponents	625	2,536	4.1	59	15

PASSING	Att	Comp	Yards	Cmp%	Yards/Att	TD	TD%	Int	Int%	Long	Sack/Lost	Rating
Theismann	395	187	2,593	47.3	6.5	13	3.3	18	4.6	63	42/391	60.7
Kilmer	46	23	316	50.0	6.8	4	8.7	3	6.5	50	4/22	74.3
WASHINGTON	439	212	2,978	48.0	6.8	17	3.9	21	4.8	63	46/413	63/8
Opponents	409	197	2,701	48.2	6.6	10	2.4	22	5.4	78	35/323	55.3

RECEIVING	No.	Yards	Avg.	Lg	TD
Buggs	36	575	16.0	63	2
Thomas	35	387	11.1	35	2
McDaniel	34	577	17.0	52	4
WASHINGTON	212	2,978	14.0	63	17
Opponents	197	2,701	13.7	78	10

INTERCEPTIONS	No.	Yards	Avg.	Lg	TD
Scott	7	72	10.3	39	0
Williams	4	51	12.8	20	0
Parrish	4	21	5.3	23	0
WASHINGTON	22	187	8.5	39	0
Opponents	21	480	22.9	59	1

PUNTING	No.	Yards	Avg.	Net	TB	In	Lg	Blk
Bragg	103	4,056	39.4	33.9	10	23	56	1
Opponents	104	3,882	37.3	30.8	6	20	59	1

PUNT RETURNS	Ret	FC	Yards	Avg.	Lg	TD
Green	42	13	443	10.5	80	1
WASHINGTON	54	17	527	9.8	80	1
Opponents	49	24	328	6.7	73	2

KICKOFF RETURNS	No.	Yards	Avg.	Lg	TD
Green	34	870	25.6	99	1
WASHINGTON	58	1,352	23.3	99	1
Opponents	55	965	17.5	44	0

FIELD GOALS	1-19	20-29	30-39	40-49	50+
Moseley	0/0	4/4	5/7	8/13	2/6
Opponents	2/2	9/9	12/16	1/4	0/3

NOTABLE Record (Finish): 8-8 [3rd NFC East]

National Honors: PR Tony Green: Pro Bowl; SS Ken Houston: Pro Bowl

Starters: Offense: WR Frank Grant (6), LT Terry Hermeling (16), LG Ron Saul (15), C Bob Kuziel (16), RG Dan Nugent (16), RT George Starke (9), TE Reggie Haynes (4), WR Danny Buggs (11), QB Joe Theismann (14), HB Mike Thomas (13), FB John Riggins (15), WR John McDaniel (11), LG/RT Jim Harlan (1/1), RT Jeff Williams (6), Jean Fugett (12), QB Billy Kilmer (2), WR Ricky Thompson (4), RB Clarence Harmon (3), HB Benny Malone (1)

Defense: LE/RE Ron McDole (9/1), LT Dave Butz (16), RT Diron Talbert (12), RE Coy Bacon (14), LLB Brad Dusek (16), MLB Harold McLinton (15), RLB Chris Hanburger (16), LCB Lamar Parrish (11), RCB Joe Lavender (16), SS Ken Houston (16), FS Jake Scott (16), RT Perry Brooks (1), RT Perry Brooks (3), LE/RE Karl Lorch (7/1), MLB Mike Curtis (2), LCB Gerard Williams (5)

YEARLY STATS

1979 (10-6) // COACH JACK PARDEE

Sept. 2	L	27-29	Houston	54,282
Sept. 9	W	27-24	at Detroit	54,991
Sept. 17	W	27-0	New York Giants	54,672
Sept. 23	W	17-7	at St. Louis	50,680
Sept. 30	W	16-7	at Atlanta	56,810
Oct. 7	L	17-28	at Philadelphia	69,142
Oct. 14	W	13-9	at Cleveland	63,323
Oct. 21	W	17-7	Philadelphia	54,442
Oct. 28	L	10-14	New Orleans	52,133
Nov. 4	L	7-38	at Pittsburgh	49,462
Nov. 11	W	30-28	St. Louis	50,868
Nov. 18	W	34-20	Dallas	55,031
Nov. 25	L	6-14	at New York Giants	72,641
Dec. 2	W	38-21	Green Bay	51,662
Dec. 9	W	28-14	Cincinnati	52,882
Dec. 16	L	34-35	at Dallas	62,867

	Redskins	Opponents
TOTAL FIRST DOWNS	297	320
Rushing	126	126
Passing	144	165
Penalty	27	29
TOTAL NET YARDS	4,904	5,142
Avg. Per Game	306.5	321.4
Total Plays	1,044	1,058
Avg. Per Play	4.7	4.9
NET YARDS RUSHING	2,328	2,150
Avg. Per Game	145.5	134.4
Total Rushes	609	541
NET YARDS PASSING	2,576	2,992
Avg. Per Game	161.0	187.0
Sacked/Yards Lost	34/263	47/347
Gross Yards	2,839	3,339
Attempts/Completions	401/235	470/234
Completion Pct.	58.6	49.8
Had Intercepted	15	26
PUNT/AVERAGE	78/38.4	70/40.7
NET PUNTING AVG.	78/34.1	70/34.2
PENALTIES/YARDS	86/749	77/619
FUMBLES/LOST	21/10	34/21
TOUCHDOWNS	39	39
Rushing	17	21
Passing	20	18
Returns	2	0

	Q1	Q2	Q3	Q4	OT	PTS
WASHINGTON	61	130	57	100	0	348
Opponents	65	75	48	107	0	295

	TD	Ru	Pa	Rt	PAT	FG	S	TP
Moseley	0	0	0	0	39/39	25/33	0	114
Riggins	12	9	3	0	0/0	0/0	0	72
Harmon	5	0	5	0	0/0	0/0	0	30
WASHINGTON	39	17	20	2	39/39	25/33	0	348
Opponents	39	21	18	0	37/39	8/17	0	295

	No.	Yards	Avg.	Lg	TD
Riggins	260	1,153	4.4	66	9
Malone	176	472	2.7	14	3
Harmon	65	267	4.1	18	0
WASHINGTON	609	2,328	3.8	66	17
Opponents	543	2,150	4.0	33	21

	Att	Comp	Yards	Cmp%	Yards/Att
Theismann	395	233	2,797	59.0	7.1
WASHINGTON	401	235	2,839	58.6	7.1
Opponents	470	234	3,339	49.8	7.1

	No.	Yards	Avg.	Lg	TD
RECEIVING					
Buggs	46	631	13.7	45	1
Harmon	32	434	13.6	40	5
Riggins	28	163	5.8	23	3
WASHINGTON	235	2,839	12.1	62	20
Opponents	234	3,339	14.3	65	18

	No.	Yards	Avg.	Lg	TD
INTERCEPTIONS					
Parrish	9	65	7.2	23	0
Lavender	6	77	12.8	27	0
Murphy	3	29	9.7	16	0
WASHINGTON	26	250	9.6	31	1
Opponents	15	82	5.5	28	0

	No.	Yards	Avg.	Net	TB	In	Lg	Blk
PUNTING								
Bragg	78	2,998	38.4	34.1	10	12	74	0
Opponents	70	2,848	40.7	34.2	9	12	62	0

	Ret	FC	Yards	Avg.	Lg	TD
PUNT RETURNS						
Hardeman	24	6	207	8.6	52	0
WASHINGTON	33	13	271	8.2	52	0
Opponents	29	19	135	4.7	16	0

	No.	Yards	Avg.	Lg	TD
KICKOFF RETURNS					
Hardeman	19	404	21.3	33	0
WASHINGTON	55	1,145	20.8	38	0
Opponents	76	1,280	16.8	41	0

	1-19	20-29	30-39	40-49	50+
FIELD GOALS					
Moseley	2/2	5/5	8/9	9/14	1/3
Opponents	0/0	3/3	3/7	2/7	0/0

	T	S	A	FR
DEFENSE				
Murphy	152	78	74	2
Olkewicz	140	84	56	0
Dusek	116	75	41	3

NOTABLE
Record (Finish): 10-6 (3rd NFC East)

National Honors: CB Lemar Parrish: PFWA All-Pro Team, NEA All-Pro Team, AP All-Pro Team, All-NFL Team, UPI All-NFC Team, Pro Bowl; Ken Houston: UPI All-NFC Team, Pro Bowl; Mark Moseley: UPI All-NFC Team, Pro Bowl

Starters: Offense: WR Danny Buggs (14), LT Terry Hermeling (16), LG Ron Saul (15), C Bob Kuziel (16), RG Jeff Williams (16), RT George Starke (16), TE Jean Fugett (6), WR Ricky Thompson (15), QB Joe Theismann (16), FB Clarence Harmon (1), FB John Riggins (15), HB Benny Malone (16), LG Fred Dean (1), TE Don Warren (10), WR John McDaniel (2), WR Chris DeFrance (1)

Defense: LE Joe Jones (3), LT Dave Butz (14), RT Diron Talbert (16), LE/RE Karl Lorch (13/2), LLB Brad Dusek (16), MLB Don Hover (7), RLB Rich Milot (7), LCB Lemar Parrish (16), RCB Joe Lavender (14), SS Ken Houston (13), FS Mark Murphy (16), RE Coy Bacon (14), LT Paul Smith (2), MLB Neal Olkewicz (9), RLB Pete Wysocki (9), RCB/SS Tony Peters (2/3)

YEARLY STATS

1980 (6-10) // COACH JACK PARDEE

Sept. 8	L	3-17	Dallas	55,045
Sept. 14	W	23-21	at New York Giants	73,343
Sept. 21	L	21-24	at Oakland	45,163
Sept. 28	L	0-14	Seattle	53,263
Oct. 5	L	14-24	at Philadelphia	69,044
Oct. 13	L	17-20	at Denver	74,657
Oct. 19	W	23-0	St. Louis	51,060
Oct. 26	W	22-14	New Orleans	51,375
Nov. 2	L	14-39	Minnesota	52,060
Nov. 9	L	21-35	at Chicago	57,159
Nov. 15	L	0-24	Philadelphia	51,897
Nov. 23	L	10-14	at Dallas	58,809
Nov. 30	L	6-10	at Atlanta	55,665
Dec. 7	W	40-17	San Diego	48,556
Dec. 13	W	16-13	New York Giants	44,443
Dec. 21	W	31-7	at St. Louis	35,942

	Redskins	Opponents
TOTAL FIRST DOWNS	279	298
Rushing	108	144
Passing	149	127
Penalty	22	27
TOTAL NET YARDS	4,854	4,695
Avg. Per Game	303.4	293.4
Total Plays	1,039	1,020
Avg. Per Play	4.7	4.6
NET YARDS RUSHING	2,016	2,524
Avg. Per Game	126.0	157.8
Total Rushes	517	585
NET YARDS PASSING	2,838	2,171
Avg. Per Game	177.4	135.7
Sacked/Yards Lost	36/333	43/333
Gross Yards	3,171	2,504
Attempts/Completions	486/284	392/187
Completion Pct.	58.4	47.7
Had Intercepted	18	33
PUNT/AVERAGE	85/39.2	84/40.7
NET PUNTING AVG.	85/33.4	84/33.3
PENALTIES/YARDS	114/1,008	87/666
FUMBLES/LOST	35/18	25/12
TOUCHDOWNS	30	36
Rushing	12	16
Passing	17	17
Returns	1	3

SCORE BY PERIODS	Q1	Q2	Q3	Q4	OT	PTS
WASHINGTON	43	80	61	77	0	261
Opponents	80	101	34	78	0	293

SCORING	TD	Ru	Pa	Rt	PAT	FG	S	TP
Moseley	0	0	0	0	27/30	18/33	0	81
Harmon	8	4	4	0	0/0	0/0	0	48
Thompson	5	0	5	0	0/0	0/0	0	30
WASHINGTON	30	12	17	1	27/30	18/33	0	261
Opponents	36	16	17	3	36/36	13/16	0	293

RUSHING	No.	Yards	Avg.	Lg	TD
Jackson	176	708	4.0	55	3
Harmon	128	484	3.8	23	4
Hammond	45	265	5.9	36	0
WASHINGTON	517	2,016	3.9	55	12
Opponents	585	2,524	4.3	50	16

PASSING	Att	Comp	Yards	Cmp%	Yards/Att	TD	TD%	Int	Int%	Long	Sack/Lost	Rating
Theismann	454	262	2,962	57.7	6.5	17	3.7	16	3.5	54	31/280	75.1
Kruczek	31	22	209	71.0	5.7	0	0.0	2	6.5	41	5/51	62.2
WASHINGTON	486	284	3,171	58.4	6.5	17	3.5	18	3.7	54	36/333	75.1
Opponents	392	187	2,504	47.7	6.4	17	4.3	33	8.4	54	43/333	47.8

RECEIVING	No.	Yards	Avg.	Lg	TD
Monk	58	797	13.7	54	3
Harmon	54	534	9.9	45	4
Warren	31	323	10.4	35	0
WASHINGTON	284	3,171	11.2	54	17
Opponents	187	2,504	13.4	54	17

INTERCEPTIONS	No.	Yards	Avg.	Lg	TD
Parrish	7	13	1.9	9	0
Lavender	6	96	16.0	51	1
Murphy	6	58	9.7	28	0
WASHINGTON	33	319	9.7	51	1
Opponents	18	219	12.2	52	1

PUNTING	No.	Yards	Avg.	Net	TB	In	Lg	Blk
Connell	85	3,331	39.2	33.4	7	12	57	0
Opponents	84	3,422	40.7	33.3	13	14	57	0

PUNT RETURNS	Ret	FC	Yards	Avg.	Lg	TD
Nelms	48	5	487	10.1	64	0
WASHINGTON	48	5	487	10.1	64	0
Opponents	52	14	351	6.8	52	0

KICKOFF RETURNS	No.	Yards	Avg.	Lg	TD
Nelms	38	810	21.3	51	0
WASHINGTON	57	1,204	21.1	53	0
Opponents	60	1,112	18.5	70	1

FIELD GOALS	1-19	20-29	30-39	40-49	50+
Moseley	0/0	3/4	5/6	7/12	3/11
Opponents	1/1	5/5	5/5	0/3	1/2

DEFENSE	T	S	A	FR
Murphy	186	93	93	1
Coleman	118	81	37	2
Peters	107	70	37	0

NOTABLE
Record (Finish): 6-10 (3rd NFC East)

National Honors: PR Mike Nelms: Pro Bowl; CB Lemar Parrish: PFWA All-Pro Team, NEA All-Pro Team, All-NFL Team, All-NFC Team, Pro Bowl; WR Art Monk: All-Rookie Team

Starters: Offense: WR John McDaniel (6), LT Terry Hermeling (11), LG Ron Saul (15), C Bob Kuziel (12), RG Jeff Williams (15), RT George Starke (13), TE Phil DuBois (1), WR Ricky Thompson (15), QB Joe Theismann (15), RB Buddy Hardeman (1), FB Clarence Harmon (14), WR Art Monk (11), LT/RT/RG Fred Dean (5/2/1), LG Dan Nugent (1), C Dan Peiffer (4), RT Gary Anderson (1), TE Don Warren (12), TE Rick Walker (4), RB Wilbur Jackson (14), QB Mike Kruczek (1), RB Bobby Hammond (1), RB Ricky Claitt (1)

Defense: LE Karl Lorch (16), LT Dave Butz (16), RT Perry Brooks (4), RE Coy Bacon (16), LLB/RLB Monte Coleman (2/8), MLB Rich Milot (5), RLB Pete Wysocki (8), LCB Lemar Parrish (16), RCB Joe Lavender (16), SS Ken Houston (5), FS Mark Murphy (16), RT Diron Talbert (5), RT Paul Smith (7), LLB Brad Dusek (14), MLB Neal Olkewicz (11), SS Tony Peters (11)

YEARLY STATS

1981 [8-8] // COACH JOE GIBBS

Sept. 6	L	10-26	Dallas	55,045
Sept. 13	L	7-17	New York Giants	53,343
Sept. 20	L	30-40	at St. Louis Cardinals	47,592
Sept. 27	L	13-36	at Philadelphia	70,664
Oct. 4	L	17-30	San Francisco	51,843
Oct. 11	W	24-7	at Chicago	57,683
Oct. 18	L	10-13	at Miami	47,367
Oct. 25	W	24-22	New England	50,394
Nov. 1	W	42-21	St. Louis	50,643
Nov. 8	W	33-31	Detroit	52,090
Nov. 15	W	30-27 (OT)	at New York Giants	63,133
Nov. 22	L	10-24	at Dallas	64,583
Nov. 29	L	14-21	at Buffalo	59,624
Dec. 6	W	15-13	Philadelphia	52,206
Dec. 13	W	38-14	Baltimore	49,706
Dec. 20	W	30-7	at Los Angeles Rams	52,224

	Redskins	Opponents
TOTAL FIRST DOWNS	334	310
Rushing	136	133
Passing	173	152
Penalty	25	25
POSSESSION AVG.	31:23	28:37
TOTAL NET YARDS	5,623	5,206
Avg. Per Game	351.4	325.4
Total Plays	1,083	1,016
Avg. Per Play	5.2	5.1
NET YARDS RUSHING	2,157	2,161
Avg. Per Game	134.8	135.1
Total Rushes	532	532
NET YARDS PASSING	3,466	3,045
Avg. Per Game	216.6	190.3
Sacked/Yards Lost	30/277	32/265
Gross Yards	3,743	3,310
Attempts/Completions	525/307	452/214
Completion Pct.	58.5	47.3
Had Intercepted	22	24
PUNT/AVERAGE	73/40.0	80/41.6
NET PUNTING AVG.	33.4	32.8
PENALTIES/YARDS	98/940	107/916
FUMBLES/LOST	32/19	32/15
TOUCHDOWNS	42	43
Rushing	19	17
Passing	19	21
Returns	4	5

SCORE BY PERIODS	Q1	Q2	Q3	Q4	OT	PTS
WASHINGTON	77	112	64	91	3	347
Opponents	64	110	61	114	0	349

SCORING	TD	Ru	Pa	Rt	PAT	FG	S	TP
Moseley	0	0	0	0	38/42	19/30	0	95
Riggins	13	13	0	0	0/0	0/0	0	78
Washington	7	4	3	0	0/0	0/0	0	42
Monk	6	0	6	0	0/0	0/0	0	36
WASHINGTON	42	19	19	4	38/42	19/30	0	347
Opponents	43	17	21	5	38/43	17/24	1	349

RUSHING	No.	Yards	Avg.	Lg	TD
Washington	210	916	4.4	32	4
Riggins	195	714	3.7	24	13
Jackson	46	183	4	14	0
WASHINGTON	532	2,157	4.1	32	19
Opponents	532	2,161	4.1	51	17

PASSING	Att	Comp	Yards	Cmp%	Yards/Att
Theismann	496	293	3,568	59.1	7.1
WASHINGTON	525	307	3,743	58.5	7.1
Opponents	452	214	3,310	47.3	7.3

RECEIVING	No.	Yards	Avg.	Lg	TD
Washington	70	558	8	29	3
Monk	56	894	16	79t	6
Metcalf	48	595	12.4	52	0
WASHINGTON	307	3,743	12.2	79t	19
Opponents	214	3,310	15.5	58t	21

INTERCEPTIONS	No.	Yards	Avg.	Lg	TD
Murphy	7	68	9.7	29	0
Lavender	4	52	13	30	0
Coleman	3	52	17.3	52t	1
WASHINGTON	24	249	10.4	52t	2
Opponents	22	391	17.8	96	1

PUNTING	No.	Yards	Avg.	Net	TB	In	Lg	Blk
Connell	73	2,923	40	33.4	5	13	57	0
Opponents	80	3,328	41.6	32.8	10	17	52	0

PUNT RETURNS	Ret	FC	Yards	Avg.	Lg	TD
Nelms	45	1	492	10.9	75t	2
WASHINGTON	49	4	507	10.3	75t	2
Opponents	50	12	388	7.8	50t	1

KICKOFF RETURNS	No.	Yards	Avg.	Lg	TD
Nelms	37	1,099	29.7	84	0
WASHINGTON	67	1,673	25	84	0
Opponents	69	1,275	18.5	43	0

FIELD GOALS	1-19	20-29	30-39	40-49	50+
Moseley	1/1	7/8	6/8	5/12	0/1
Opponents	1/1	9/10	2/5	4/5	1/3

DEFENSE	T	S	A	FR
Murphy	197	127	70	3
Olkewicz	188	127	61	0
Coleman	115	77	38	1

NOTABLE
Record [Finish]: 8-8 (4th NFC East)

National Honors: KR Mike Nelms: PFWA All-Pro Team, All-NFL Team, Pro Bowl; T Joe Jacoby: PFWA All-Rookie Team

Starters: Offense: WR Ricky Thompson [5], LT Mark May [8], LG Russ Grimm [13], C Jeff Bostic [16], RG Melvin Jones [10], RT George Starke [13], TE Don Warren [16], WR Art Monk [16], QB Joe Theismann [16], RB Joe Washington [13], RB John Riggins [4], TE Richard Caster [1], HB Terry Metcalf [2], FB Wilbur Jackson [2], TE Rick Walker [14], LG/RT/LT Joe Jacoby [2/3/8], LG/RG Ron Saul [1/6], WR Virgil Seay [7]

Defense: LE Karl Lorch [10], LT Dave Butz [16], RT Perry Brooks [12], RE Coy Bacon [3], LLB/RLB Monte Coleman [6/5], MLB Neal Olkewicz [14], RLB/LLB Rich Milot [4/2], LCB Jeris White [8], RCB Joe Lavender [16], SS Tony Peters [16], FS Mark Murphy [16], LCB Lemar Parrish [8], LE/RE/RT Mat Mendenhall [6/4/1], RT Wilbur Young [3], RE Dexter Manley [9], LLB/RLB Brad Dusek [7/2], MLB Pete Cronan [2] RLB/LLB Mel Kaufman [5/1]

YEARLY STATS

1982 (8-1) // COACH JOE GIBBS

Sept. 12	W	37-34	at Philadelphia	68,885
Sept. 19	W	21-13	at Buccaneers	66,187
Nov. 21	W	27-17	at New York Giants	70,766
Nov. 28	W	13-9	Philadelphia	48,313
Dec. 5	L	10-24	Dallas	54,633
Dec. 12	W	12-7	at St. Louis	35,308
Dec. 19	W	15-14	New York Giants	50,030
Dec. 26	W	27-10	at New Orleans	48,667
Jan. 2	W	28-0	St. Louis	52,554
			Playoffs	
Jan. 8	W	31-7	Detroit	55,045
Jan. 15	W	21-7	Minnesota	54,592
Jan. 22	W	31-17	Dallas	55,045
			Super Bowl XVII - Pasadena, Calif.	
Jan. 30	W	27-17	Miami	103,667

DNP (Home): Cleveland, Pittsburgh, San Francisco, Minnesota

DNP (Away): Dallas, Houston, Cincinnati

	Redskins	Opponents
TOTAL FIRST DOWNS	165	150
Rushing	66	46
Passing	87	93
Penalty	12	11
POSSESSION AVG.	32:19	27:41
TOTAL NET YARDS	2,985	2,560
Avg. Per Game	331.7	284.4
Total Plays	598	554
Avg. Per Play	5.0	4.6
NET YARDS RUSHING	1,140	946
Avg. Per Game	126.7	105.1
Total Rushes	315	247
NET YARDS PASSING	1,845	1,714
Avg. Per Game	205.0	190.4
Sacked/Yards Lost	30/223	32/256
Gross Yards	2,068	1,970
Attempts/Completions	253/162	275/146
Completion Pct.	64.0	53.1
Had Intercepted	9	11
PUNT/AVERAGE	52/37.3	56/40.1
NET PUNTING AVG.	33.3	33.2
PENALTIES/YARDS	46/404	52/572
FUMBLES/LOST	15/7	23/13
TOUCHDOWNS	19	16
Rushing	5	8
Passing	13	8
Returns	1	0

SCORE BY PERIODS	Q1	Q2	Q3	Q4	OT	PTS
WASHINGTON	36	67	22	62	3	190
Opponents	17	33	43	35	0	128

SCORING	TD	Ru	Pa	Rt	PAT	FG	S	TP
Moseley	0	0	0	0	16/19	20/21	0	76
Brown	8	0	8	0	0/0	0/0	0	48
Riggins	3	3	0	0	0/0	0/0	0	18
WASHINGTON	19	5	13	1	16/19	20/21	0	190
Opponents	16	8	8	0	14/16	6/9	0	128

RUSHING	No.	Yards	Avg.	Lg	TD
Riggins	177	553	3.1	19	3
Washington	44	190	4.3	40	1
Harmon	38	168	4.4	20	1
WASHINGTON	315	1140	3.6	40	5
Opponents	247	946	3.8	64	8

PASSING	Att	Comp	Yards	Cmp%	Yards/Att	TD	TD%	Int	Int%	Long	Sack/Lost	Rating
Theismann	252	161	2,033	63.9	8.1	13	5.2	9	3.6	78	30/223	91.3
WASHINGTON	253	162	2,068	64.0	8.2	13	5.1	9	3.6	78	30/223	91.5
Opponents	275	146	1,970	53.1	7.2	8	2.9	11	4.0	62	32/256	69.3

RECEIVING	No.	Yards	Avg.	Lg	TD
Monk	35	447	12.8	43	1
Brown	32	690	21.6	78t	8
Warren	27	310	11.5	29	0
WASHINGTON	162	2,068	12.8	78t	13
Opponents	146	1,970	13.5	62	8

INTERCEPTIONS	No.	Yards	Avg.	Lg	TD
Dean	3	62	20.7	26	0
White	3	4	1.3	4	0
Murphy	2	0	0	0	0
WASHINGTON	11	85	7.7	26	0
Opponent	9	68	7.6	15	0

PUNTING	No.	Yards	Avg.	Net	TB	In	Lg	Blk
Hayes	51	1,937	38	33.3	5	10	58	1
WASHINGTON	52	1,937	37.3	33.3	5	10	58	1
Opponents	56	2,247	40.1	33.2	3	5	58	1

PUNT RETURNS	Ret	FC	Yards	Avg.	Lg	TD
Nelms	32	0	252	7.9	28	0
WASHINGTON	38	2	295	7.8	28	0
Opponents	30	2	106	3.5	11	0

KICKOFF RETURNS	No.	Yards	Avg.	Lg	TD
Nelms	23	557	24.2	58	0
WASHINGTON	30	649	21.6	58	0
Opponents	41	728	17.8	33	0

FIELD GOALS	1-19	20-29	30-39	40-49	50+
Moseley	1/1	6/6	8/8	5/6	0/0
Opponents	0/0	1/2	2/2	3/4	0/1

DEFENSE	T	S	A	FR
Murphy	100	55	45	0
Olkewicz	88	55	33	3
Milot	73	41	32	0

SACKS: Dexter Manley 6.5, Tony McGee 6.5, Dave Butz 4.5, Rich Milot 3.0, Neal Olkewicz 3.0, Darryl Grant 2.5, Mel Kaufman 1.5, Perry Brooks 1.0, Todd Lieberstein 1.0, Mat Mendenhall 1.0, Mark Murphy 1.0, Larry Kubin 0.5

NOTABLE

Record (Finish): 8-1 (Super Bowl XVII Champion)

National Honors: Coach Joe Gibbs: NFL Coach of the Year; WR Charlie Brown: Pro Bowl, All-Rookie Team; CB Vernon Dean: All-Rookie team; K Mark Moseley: Pro Bowl, PFWA All-Pro Team, NEA All-Pro Team, AP All-Pro Team, All-NFL Team; KR Mike Nelms: Pro Bowl, PFWA All-Pro Team, All-NFL Team, UPI All-NFC Team; SS Tony Peters: Pro Bowl, UPI All-NFC Team; QB Joe Theismann: Pro Bowl, UPI All-NFC Team

Starters: Offense: WR Charlie Brown (9), LT Joe Jacoby (9), LG Russ Grimm (9), C Jeff Bostic (9), RG Mark May (9), RT George Starke (9), TE Don Warren (9), WR Art Monk (9), QB Joe Theismann (9), TE Michael Williams (1), FB John Riggins (8), TE Rick Walker (6), RB Joe Washington (1), RB Wilbur Jackson (1), WR Virgil Seay (1)

Defense: LE Mat Mendenhall (9), LT Dave Butz (9), RT Perry Brooks (5), RE Dexter Manley (4), LLB Monte Coleman (2), MLB Neal Olkewicz (9), RLB Rich Milot (9), LCB Jeris White (9), RCB Joe Lavender (1), SS Tony Peters (9), FS Mark Murphy (9), RT Darryl Grant (4), LLB Mel Kaufman (7), RCB Vernon Dean (8)

YEARLY STATS

1983 (14-2) // COACH JOE GIBBS

Sept. 5	L	30-31	Dallas	55,045
Sept. 11	W	23-13	at Philadelphia	69,542
Sept. 18	W	27-12	Kansas City	52,610
Sept. 25	W	27-17	at Seattle	60,718
Oct. 2	W	37-35	Los Angeles Raiders	54,016
Oct. 9	W	38-14	at St. Louis	42,698
Oct. 17	L	47-48	at Green Bay	55,255
Oct. 23	W	38-17	Detroit	53,189
Oct. 31	W	27-24	at San Diego	46,120
Nov. 6	W	45-7	St. Louis	51,380
Nov. 13	W	33-17	at New York Giants	71,482
Nov. 20	W	42-20	at Los Angeles Rams	63,081
Nov. 27	W	28-24	Philadelphia	54,329
Dec. 4	W	37-21	Atlanta	52,074
Dec. 11	W	31-10	at Dallas	65,074
Dec. 17	W	31-22	New York Giants	53,874
Playoffs				
Jan. 1	W	51-7	Los Angeles Rams	55,363
Jan. 8	W	24-21	San Francisco	55,363
Super Bowl XVIII - Tampa, Fla.				
Jan. 22	L	9-38	Los Angeles Raiders	72,920

	Redskins	Opponents
TOTAL FIRST DOWNS	353	290
Rushing	165	76
Passing	173	196
Penalty	15	18
POSSESSION AVG.	33:44	26:16
TOTAL NET YARDS	6,139	5,264
Avg. Per Game	383.7	329.0
Total Plays	1,127	969
Avg. Per Play	5.4	5.4
NET YARDS RUSHING	2,625	1,289
Avg. Per Game	164.1	80.6
Total Rushes	627	349
NET YARDS PASSING	3,514	3,975
Avg. Per Game	219.6	248.4
Sacked/Yards Lost	35/251	51/402
Gross Yards	3,765	4,377
Attempts/Completions	463/278	570/301
Completion Pct.	60.0	52.8
Had Intercepted	11	34
PUNT/AVERAGE	72/38.8	65/42.2
NET PUNTING AVG.	72/32.6	65/36.1
PENALTIES/YARDS	90/775	80/710
FUMBLES/LOST	13/7	46/27
TOUCHDOWNS	63	39
Rushing	30	9
Passing	29	28
Returns	4	2

SCORE BY PERIODS	Q1	Q2	Q3	Q4	OT	PTS
WASHINGTON	127	153	129	132	0	541
Opponents	42	86	83	131	0	332

SCORING	TD	Ru	Pa	Rt	PAT	FG	S	TP
Moseley	0	0	0	0	62/63	33/47	0	161
Riggins	24	24	0	0	0/0	0/0	0	144
Brown	8	0	8	0	0/0	0/0	0	48
Washington	6	0	6	0	0/0	0/0	0	36
WASHINGTON	63	30	29	4	62/63	33/47	1	541
Opponents	39	9	28	2	38/39	20/28	0	332

RUSHING	No.	Yards	Avg.	Lg	TD
Riggins	375	1,347	3.6	44	24
Washington	145	772	5.3	41	0
WASHINGTON	629	2,625	4.2	48	30
Opponents	349	1,289	3.7	77	9

PASSING	Att	Comp	Yards	Cmp%	Yards/Att
Theismann	459	276	3,714	60.1	8.1
WASHINGTON	463	278	3,765	60.0	8.1
Opponents	570	301	4,377	52.8	7.7

RECEIVING	No.	Yards	Avg.	Lg	TD
Brown	78	1,225	15.7	75t	8
Monk	47	746	15.9	43t	5
Washington	47	454	9.7	67	6
WASHINGTON	278	3,765	13.5	84	29
Opponents	301	4,377	14.5	99t	28

INTERCEPTIONS	No.	Yards	Avg.	Lg	TD
Murphy	9	127	14.1	48	0
Dean	5	54	10.8	26	0
WASHINGTON	34	447	13.1	70t	1
Opponents	11	90	8.2	33	0

PUNTING	No.	Yards	Avg.	Net	TB	In	Lg	Blk
Hayes	72	2,796	38.8	32.6	2	29	56	0
Opponents	65	2,744	42.2	36.1	1	5	60	1

PUNT RETURNS	Ret	FC	Yards	Avg.	Lg	TD
Nelms	38	1	289	7.6	35	0
WASHINGTON	49	6	377	7.7	42	0
Opponents	41	11	407	9.9	97t	1

KICKOFF RETURNS	No.	Yards	Avg.	Lg	TD
Nelms	35	802	22.0	41	0
WASHINGTON	62	1,306	20.7	58	0
Opponents	91	1,772	19.5	57	0

FIELD GOALS	1-19	20-29	30-39	40-49	50+
Moseley	1/1	10/10	14/19	7/14	1/3
Opponents	1/1	8/8	5/7	4/10	2/2

DEFENSE	T	S	A	FF	FR
Olkewicz	144	78	66	2	2
Murphy	132	71	61	2	0
Milot	111	67	44	0	0

SACKS: Dave Butz 11.5, Dexter Manley 11.0, Tony McGee 10.0, Charles Mann 3.0, Perry Brooks 2.5, Darryl Grant 2.5, Monte Coleman 2.0, Neal Olkewicz 2.0, Mel Kaufman 1.5, Todd Lieberstein 1.5, Rich Milot 1.5, Ken Coffey 1.0, Mark Murphy 1.0

NOTABLE Record (Finish): 14-2 (NFC Champions)

National Honors: QB Joe Theismann: AP NFL MVP, Offensive Player-of-the-Year, Pro Bowl member of the Game, All-NFL Team; RB John Riggins: Maxwell Club Player of the Year, AP All-Pro, All-NFL Team; C Jeff Bostic: UPI All-NFC, Pro Bowl; WR Charlie Brown: Pro Bowl; DT Dave Butz: AP All-Pro, All-NFL, Pro Bowl; G Russ Grimm: AP All-Pro, All-NFL, UPI All-NFC, Pro Bowl; T Joe Jacoby: AP All-Pro, All-NFL, UPI All-NFC, Pro Bowl; FS Mark Murphy: AP All-Pro, All-NFL, UPI All-NFC, Pro Bowl; CB Darrell Green: PFWA All-Rookie; KR Mike Nelms: AP All-Pro, All-NFL; Coach Joe Gibbs: PFWA NFC Coach of the Year, The Sporting News Coach of the Year, Pro Football Weekly Coach of the Year, College and Pro Football Newsweekly Coach of the Year, Football Digest Coach of the Year

Starters: Offense: WR Charlie Brown (13), TE Rick Walker (16), LT Joe Jacoby (16), LG Russ Grimm (16), C Jeff Bostic (16), RG Mark May (15), RT George Starke (16), TE Don Warren (13), WR Alvin Garrett (6), QB Joe Theismann (16), RB John Riggins (15), TE Clint Didier (2), RG Ken Huff (1), WR Art Monk (11), WR Virgil Seay (3), RB Joe Washington (1)

Defense: LE Todd Liebenstein (15), LT Dave Butz (16), RT Darryl Grant (16), RE Dexter Manley (16), LLB Mel Kaufman (16), MLB Neal Olkewicz (16), RLB Rich Milot (16), LCB Darrell Green (16), RCB Vernon Dean (13), SS Curtis Jordan (11), FS Mark Murphy (15), SS Ken Coffey (5), LE Charles Mann (1), RCB Anthony Washington (3), FS Greg Williams (1)

YEARLY STATS

1984 (11-5) // COACH JOE GIBBS

Sept. 2	L	17-35	Miami	53,683
Sept. 10	L	31-37	at San Francisco	58,707
Sept. 16	W	30-14	New York Giants	52,997
Sept. 23	W	26-10	at New England	60,503
Sept. 30	W	20-0	Philadelphia	53,064
Oct. 7	W	35-7	at Indianapolis	60,012
Oct. 14	W	34-14	Dallas	55,431
Oct. 21	L	24-26	at St. Louis	50,262
Oct. 28	L	13-37	at New York Giants	76,192
Nov. 5	W	27-14	Atlanta	51,301
Nov. 11	W	28-14	Detroit	50,212
Nov. 18	L	10-16	at Philadelphia	63,117
Nov. 25	W	41-14	Buffalo	51,513
Nov. 29	W	31-17	at Minnesota	55,017
Dec. 9	W	30-28	at Dallas	64,286
Dec. 16	W	29-27	St. Louis	54,299
Dec. 30	L	19-23	Playoffs Chicago	55,431

	Redskins	Opponents
TOTAL FIRST DOWNS	339	307
Rushing	154	91
Passing	164	194
Penalty	21	22
POSSESSION AVG.	30:36	29:34
TOTAL NET YARDS	5,350	5,361
Avg. Per Game	334.4	335.1
Total Plays	1,121	1,030
Avg. Per Play	4.8	5.2
NET YARDS RUSHING	2,274	1,589
Avg. Per Game	142.1	99.3
Total Rushes	588	390
NET YARDS PASSING	3,076	3,772
Avg. Per Game	192.3	235.8
Sacked/Yards Lost	48/341	66/529
Gross Yards	3,417	4,301
Attempts/Completions	485/286	575/318
Completion Pct.	59.0	55.3
Had Intercepted	13	21
PUNT/AVERAGE	73/38.8	78/39.9
NET PUNTING AVG.	34.9	32.1
PENALTIES/YARDS	80/719	84/803
FUMBLES/LOST	33/15	32/22
TOUCHDOWNS	51	39
Rushing	20	13
Passing	24	25
Returns	7	1

SCORE BY PERIODS	Q1	Q2	Q3	Q4	OT	PTS
WASHINGTON	89	144	108	85	0	426
Opponents	73	70	107	60	0	310

SCORING	TD	Ru	Pa	Rt	PAT	FG	S	TP
Moseley	0	0	0	0	48/51	24/31	0	120
Riggins	14	0	0	0	0/0	0/0	0	84
Monk	7	0	7	0	0/0	0/0	0	42
WASHINGTON	51	20	24	7	48/51	24/31	0	426
Opponents	39	13	25	1	37/39	13/20	0	310

RUSHING	No.	Yards	Avg.	Lg	TD
Riggins	327	1,239	3.8	24	14
Griffin	97	408	4.2	31	0
WASHINGTON	588	2,274	3.9	31	20
Opponents	390	1,589	4.1	39	13

PASSING	Att	Comp	Yards	Cmp%	Yards/Att
Theismann	477	283	3,391	59.3	7.1
WASHINGTON	485	286	3,417	59.0	7.1
Opponents	575	318	4,301	55.3	7.5

RECEIVING	No.	Yards	Avg.	Lg	TD
Monk	106	1,372	12.9	72	7
Muhammad	42	729	17.4	80t	4
Didier	30	350	11.7	44	5
WASHINGTON	286	3,417	11.9	80t	24
Opponents	318	4,301	13.5	83t	25

INTERCEPTIONS	No.	Yards	Avg.	Lg	TD
Dean	7	114	16.3	36t	2
Green	5	101	20.2	50	1
Milot	3	42	14.0	25	0
WASHINGTON	21	401	19.1	50	4
Opponents	13	159	12.2	40	0

PUNTING	No.	Yards	Avg.	Net	TB	In	Lg	Blk
Hayes	72	2,834	39.4	34.9	5	13	59	1
WASHINGTON	73	2,834	38.8	34.9	5	13	59	1
Opponents	78	3,114	39.9	32.1	7	16	64	1

PUNT RETURNS	Ret	FC	Yards	Avg.	Lg	TD
Nelms	49	1	428	8.7	46	0
WASHINGTON	55	2	474	8.6	46	0
Opponents	38	16	187	4.9	14	0

KICKOFF RETURNS	No.	Yards	Avg.	Lg	TD
Nelms	42	860	20.1	36	0
WASHINGTON	60	1,174	19.6	31	0
Opponents	73	1,404	19.2	89t	1

FIELD GOALS	1-19	20-29	30-39	40-49	50+
Moseley	1/1	9/10	12/13	1/5	1/2
Opponents	2/2	3/3	5/7	3/6	0/2

DEFENSE	T	S	A	FF	FR
Olkewicz	149	86	63	1	2
Jordan	144	79	65	1	1
Milot	112	68	44	0	0

SACKS: Dexter Manley 13.5, Monte Coleman 10.5, Darryl Grant 8.0, Charles Mann 7.0, Perry Brooks 5.5, Mel Kaufman 5.5, Dave Butz 4.5, Tony McGee 4.5, Rich Milot 4.0, Tom Beasley 2.0, Neal Olkewicz 1.0

NOTABLE
Record (Finish): 11-5 (1st NFC East)

National Honors: CB Darrell Green: Pro Bowl. G Russ Grimm: Pro Bowl, PFWA All-Pro Team, NEA All-Pro Team, AP All-Pro Team, All-NFL Team, UPI All-NFC Team. T Joe Jacoby: Pro Bowl, PFWA All-Pro Team, AP All-Pro Team, All-NFL Team, UPI All-NFC Team. WR Art Monk: Pro Bowl, PFWA All-Pro Team, Associated Press All-Pro Team, All NFL Team, UPI All-NFC Team

Starters: Offense: WR Charlie Brown (4), TE Rick Walker (14), LT Joe Jacoby (16), LG Russ Grimm (16), C Jeff Bostic (8), RG/RT Mark May (7/9), RT George Starke (7), TE Don Warren (16), WR Art Monk (16), QB Joe Theismann (16), RB John Riggins (14), TE Clint Didier (2), RG Ken Huff (9), RB Keith Griffin (2), WR Virgil Seay (2), WR Calvin Muhammad (8), WR Mark McGrath (2), C Rick Donnalley (8)

Defense: LE Todd Liebenstein (1), LT Dave Butz (15), RT Perry Brooks (1), RE Dexter Manley (14), LLB Mel Kaufman (15), MLB Neal Olkewicz (16), RLB Rich Milot (12), LCB Darrell Green (16), RCB Anthony Washington (2), SS Tony Peters (6), FS Mark Murphy (2), LE Charles Mann (15), LT/RE Tom Beasley (1/2), RT Darryl Grant (15), LLB/RLB Monte Coleman (1/4), RCB Vernon Dean (14), SS Ken Coffey (10), FS Curtis Jordan (14)

YEARLY STATS

1985 (10-6) // COACH JOE GIBBS

Sept. 9	L	14-44	at Dallas	62,292
Sept. 15	W	16-13	Houston	53,553
Sept. 22	L	6-19	Philadelphia	53,748
Sept. 29	L	10-45	at Chicago	63,708
Oct. 7	W	27-10	St. Louis	53,134
Oct. 13	W	24-3	Detroit	52,845
Oct. 20	L	3-17	at New York Giants	74,389
Oct. 27	W	14-7	at Cleveland	78,540
Nov. 3	W	44-10	at Atlanta	42,209
Nov. 10	L	7-13	Dallas	55,750
Nov. 18	W	23-21	New York Giants	53,371
Nov. 24	W	30-23	at Pittsburgh	59,293
Dec. 1	L	8-35	San Francisco	51,321
Dec. 8	W	17-12	at Philadelphia	60,737
Dec. 15	W	27-24	Cincinnati	50,544
Dec. 21	W	27-16	at St. Louis	28,090

	Redskins	Opponents
TOTAL FIRST DOWNS	319	244
Rushing	147	94
Passing	157	134
Penalty	15	16
POSSESSION AVG.	33:17	26:43
TOTAL NET YARDS	5,338	4,480
Avg. Per Game	333.6	280.0
Total Plays	1,135	941
Avg. Per Play	4.7	4.8
NET YARDS RUSHING	2,523	1,734
Avg. Per Game	157.7	108.4
Total Rushes	571	424
NET YARDS PASSING	2,815	2,746
Avg. Per Game	175.9	171.6
Sacked/Yards Lost	52/428	52/378
Gross Yards	3,243	3,124
Attempts/Completions	512/280	465/239
Completion Pct.	54.7	51.4
Had Intercepted	21	23
PUNT/AVERAGE	73/40.7	85/43.8
NET PUNTING AVG.	73/32.4	85/36.0
PENALTIES/YARDS	74/596	89/699
FUMBLES/LOST	27/19	28/11
TOUCHDOWNS	33	35
Rushing	20	11
Passing	13	19
Returns	0	5

SCORE BY PERIODS	Q1	Q2	Q3	Q4	OT	PTS
WASHINGTON	81	105	44	67	0	297
Opponents	59	107	78	68	0	312

SCORING	TD	Ru	Pa	Rt	PAT	FG	S	TP
Moseley	0	0	0	0	31/33	22/34	0	97
Riggins	8	8	0	0	0/0	0/0	0	48
Rogers	7	7	0	0	0/0	0/0	0	42
Clark	5	0	5	0	0/0	0/0	0	30
WASHINGTON	33	20	13	0	31/33	22/35	1	297
Opponents	35	11	19	5	34/35	22/28	1	312

RUSHING	No.	Yards	Avg.	Lg	TD
Rogers	231	1,093	4.7	35	7
Riggins	176	677	3.8	51	8
Griffin	102	473	4.6	66t	3
WASHINGTON	571	2,523	4.4	66t	20
Opponents	424	1,734	4.1	64	11

PASSING	Att	Comp	Yards	Cmp%	Yards/Att
Theismann	301	167	1,774	55.5	5.9
Schroeder	209	112	1,458	53.6	6.9
WASHINGTON	512	280	3,243	54.7	6.3
Opponents	465	239	3,124	51.4	6.7

RECEIVING	No.	Yards	Avg.	Lg	TD
Monk	91	1,226	13.5	53	2
Clark	72	926	12.9	55	5
Didier	41	433	10.6	29	4
WASHINGTON	280	3,243	11.6	55	13
Opponents	239	3,124	13.1	69	19

INTERCEPTIONS	No.	Yards	Avg.	Lg	TD
Jordan	5	88	17.6	36	0
Dean	5	8	1.6	8	0
Kaufman	3	10	3.3	10	0
WASHINGTON	23	220	9.6	36	0
Opponents	21	215	10.2	90	2

PUNTING	No.	Yards	Avg.	Net	TB	In	Lg	Blk
Cox	52	2,175	41.8	32.4	13	15	57	0
WASHINGTON	73	2,973	40.7	32.4	16	19	57	0
Opponents	85	3,723	43.8	36.0	8	24	68	1

PUNT RETURNS	Ret	FC	Yards	Avg.	Lg	TD
Jenkins	26	9	272	10.5	28	0
WASHINGTON	47	11	508	10.7	37	0
Opponents	32	11	285	8.9	56	0

KICKOFF RETURNS	No.	Yards	Avg.	Lg	TD
Jenkins	41	1,018	24.8	95	0
WASHINGTON	60	1,349	22.5	95	0
Opponents	53	1,186	22.4	99t	2

FIELD GOALS	1-19	20-29	30-39	40-49	50+
Moseley	0/0	7/8	8/13	7/12	0/1
Opponents	0/0	5/5	9/11	7/9	1/3

DEFENSE	T	S	A	FF	FR
Jordan	178	104	73	1	2
Olkewicz	174	105	69	4	1
Milot	145	89	56	0	0

SACKS: Dexter Manley 15.0, Charles Mann 14.5, Dean Hamel 6.0, Dave Butz 5.0, Mel Kaufman 4.0, Rich Milot 3.0, Darryl Grant 1.5, Tom Beasley 1.0, Monte Coleman 1.0, Steve Hamilton 1.0

NOTABLE
Record (Finish): 10-6 (3rd NFC East)

National Honors: G Russ Grimm: PFWA All-Pro, NEA All-NFL, AP All-Pro, All-NFL, UPI All-NFC, Pro Bowl; WR Art Monk: UPI All-NFC, Pro Bowl; T Joe Jacoby: Pro Bowl; CB Raphael Cherry: PFWA All-Rookie

Starters: Offense: WR Calvin Muhammad (5), WR Malcolm Barnwell (2), LT Joe Jacoby (11), LG/LT Russ Grimm (14/2), C Rick Donnalley (12), RG Ken Huff (15), RT Mark May (16), TE Don Warren (16), WR Art Monk (14), QB Joe Theismann (11), RB John Riggins (11), C/LG Jeff Bostic (4/2), WR Gary Clark (10), TE Clint Didier (14), TE Anthony Jones (2), LT Dan McQuaid (3), RB George Rogers (5), QB Jay Schroeder (5), RB Otis Wonsley (1), RG/RC Thieleman (1)

Defense: LE Charles Mann (16), LT Dave Butz (16), RT Darryl Grant (8), RE Dexter Manley (16), LLB Mel Kaufman (15), MLB Neal Olkewicz (16), RLB Rich Milot (16), LCB Darrell Green (16), RCB Vernon Dean (16), SS Tony Peters (10), FS Curtis Jordan (16), SS Raphael Cherry (6), LLB Monte Coleman (1), RT Dean Hamel (8)

	TD	TD%	Int	Int%	Long	Sack/Lost	Rating
WASHINGTON	8	2.7	16	5.3	55	37/314	59.6
Opponents	5	2.4	5	2.4	53	15/114	73.8
WASHINGTON	13	2.5	21	4.1	55	52/428	65.3
Opponents	19	4.1	23	4.9	69	52/378	66.2

YEARLY STATS

1986 (12-4) // COACH JOE GIBBS

Sept. 7	W	41-14	Philadelphia	53,982
Sept. 14	W	10-6	Los Angeles Raiders	55,235
Sept. 21	W	30-27	at San Diego	57,853
Sept. 28	W	19-14	Seattle	54,157
Oct. 5	W	14-6 at	New Orleans	57,378
Oct. 12	L	6-30 at	Dallas	63,264
Oct. 19	W	28-21	St. Louis	53,494
Oct. 27	L	20-27	at New York Giants	75,923
Nov. 2	W	44-38 (OT)	Minnesota	51,928
Nov. 9	W	16-7	at Green Bay	47,728
Nov. 17	W	14-6	San Francisco	54,774
Nov. 23	W	41-14	Dallas	55,642
Nov. 30	W	20-17	at St. Louis	55,637
Dec. 7	L	14-24	New York Giants	55,642
Dec. 13	L	30-31	at Denver	75,905
Dec. 21	W	21-14	at Philadelphia	61,816
Playoffs				
Dec. 28	W	19-7	Los Angeles Rams	54,180
Jan. 3	W	27-13	at Chicago	65,141
Jan. 11	L	0-17	at New York Giants	76,891

	Redskins	Opponents
TOTAL FIRST DOWNS	312	316
Rushing	112	103
Passing	177	181
Penalty	23	32
POSSESSION AVG.	29:56	30:04
TOTAL NET YARDS	5,601	5,297
Avg. Per Game	350.1	331.1
Total Plays	1,044	1,046
Avg. Per Play	5.4	5.1
NET YARDS RUSHING	1,732	1,805
Avg. Per Game	108.3	112.8
Total Rushes	474	459
NET YARDS PASSING	3,869	3,492
Avg. Per Game	241.8	218.3
Sacked/Yards Lost	28/240	55/424
Gross Yards	4,109	3,916
Attempts/Completions	542/276	532/302
Completion Pct.	50.9	56.8
Had Intercepted	22	19
PUNT/AVERAGE	75/43.6	95/41.3
NET PUNTING AVG.	36.4	33.8
PENALTIES/YARDS	94/860	115/1026
FUMBLES/LOST	29/10	21/9
TOUCHDOWNS	46	35
Rushing	23	14
Passing	22	21
Returns	1	0

	Q1	Q2	Q3	Q4	OT	PTS
SCORE BY PERIODS						
WASHINGTON	79	101	92	90	6	368
Opponents	82	77	68	69	0	296

	TO	Ru	Pa	Rt	PAT	FG	S	TP
SCORING								
Rogers	18	18	0	0	0/0	0/0	0	108
Zendejas	0	0	0	0	23/28	9/14	0	50
Bryant	7	4	3	0	0/0	0/0	0	42
Clark	7	0	7	0	0/0	0/0	0	42
WASHINGTON	46	23	22	1	38/45	18/32	0	368
Opponents	35	14	21	0	35/35	17/24	0	296

	No.	Yards	Avg.	Lg	TD
RUSHING					
Rogers	303	1,203	4.0	42	18
Bryant	69	258	3.7	22t	4
Griffin	62	197	3.2	12	0
WASHINGTON	474	1,732	3.7	42	23
Opponents	459	1,805	3.9	39	14

	Att	Comp	Yards	Cmp%	Yards/Att	TD	TD%	Int	Int%	Long	Sack/Lost	Rating
PASSING												
Schroeder	541	276	4,109	51.0	7.6	22	4.1	22	4.1	71	28/240	72.9
WASHINGTON	542	276	4,109	50.9	7.6	22	4.1	22	4.1	71	28/240	72.7
Opponents	532	302	3,916	56.8	7.4	21	3.9	19	3.6	76	55/424	78.3

	No.	Yards	Avg.	Lg	TD
RECEIVING					
Clark	74	1,265	17.1	55	7
Monk	73	1,068	14.6	69	4
Bryant	43	449	10.4	40	3
WASHINGTON	276	4,109	14.9	71t	22
Opponents	302	3,916	13.0	76t	21

	No.	Yards	Avg.	Lg	TD
INTERCEPTIONS					
Green	5	9	1.8	7	0
Jordan	3	46	15.3	20	0
WASHINGTON	19	126	6.6	31	0
Opponents	22	186	8.5	35	0

	No.	Yards	Avg.	Net	TB	In	Lg	Blk
PUNTING								
Cox	75	3,271	43.6	36.4	16	21	58	0
Opponents	95	3,923	41.3	33.8	8	22	55	0

	Ret	FC	Yards	Avg.	Lg	TD
PUNT RETURNS						
Jenkins	28	11	270	9.6	39	0
WASHINGTON	51	20	550	10.8	44	0
Opponents	36	10	220	6.1	24	0

	No.	Yards	Avg.	Lg	TD
KICKOFF RETURNS					
Jenkins	27	554	20.5	37	0
WASHINGTON	60	1,175	19.6	37	0
Opponents	50	1,005	20.1	59	0

	1-19	20-29	30-39	40-49	50+
FIELD GOALS					
Zendejas	0/0	5/5	2/3	2/4	0/2
Moseley	1/1	3/4	1/2	1/5	0/0
WASHINGTON	1/1	8/9	3/5	4/10	2/7
Opponents	0/0	4/5	9/11	3/6	1/2

	T	S	A	TFL	PD	FF	FR
DEFENSE							
Olkewicz	183	98	67	18	0	1	2
Jordan	173	112	60	1	1	0	0
Milot	134	88	44	2	1	2	1

SACKS: Dexter Manley 18.5, Charles Mann 10.0, Dave Butz 6.0, Steve Hamilton 4.5, Monte Coleman 3.0, Mel Kaufman 3.0, Darryl Grant 2.0, Rich Milot 2.0, Neal Olkewicz 2.0, Angelo Snipes 2.0, Calvin Daniels 1.0, Alvin Walton 1.0

NOTABLE Record (Finish): 12-4 (2nd NFC East)

National Honors: FS Todd Bowles: UPI All-Rookie; WR Gary Clark: Pro Bowl, UPI All-NFC; CB Darrell Green: Pro Bowl, All-NFL, G Russ Grimm: Pro Bowl, All-NFL, UPI All-NFC; T Joe Jacoby: Pro Bowl; DE Dexter Manley: Pro Bowl, AP All-Pro, All-NFL, UPI All-NFC; WR Art Monk: Pro Bowl; QB Jay Schroeder: Pro Bowl; SS Alvin Walton: UPI All-Rookie; K Max Zendejas: UPI All-Rookie

Starters: Offense: WR Art Monk (16), TE Don Warren (16), LT Joe Jacoby (16), LG Russ Grimm (14), C Jeff Bostic (16), RG RC Thieleman (13), RT Mark May (16), TE Clint Didier (11), WR Gary Clark (15), QB Jay Schroeder (16), RB George Rogers (15), RG/LG Raleigh McKenzie (3/2), WR Ricky Sanders (3), WR Derek Holloway (1), TE Anthony Jones (1), HB Terry Orr (1), RB Keith Griffin (1)

Defense: LE Charles Mann (15), LT Dave Butz (16), RT Dean Hamel (8), RE Dexter Manley (16), LLB Mel Kaufman (2), MLB Neal Olkewicz (16), RLB Rich Milot (15), LCB Darrell Green (15), RCB Vernon Dean (8), SS Ken Coffey (9), FS Curtis Jordan (16), RT Darryl Grant (8) LE/RT Steve Hamilton (1/1), LLB Monte Coleman (4), LLB Calvin Daniels (10), LCB/RB/SS Tim Morrison (1/3/1), RCB Barry Wilburn (5), SS Alvin Walton (4), SS Todd Bowles (2)

YEARLY STATS

1987 (11-4) // COACH JOE GIBBS

Sept. 13	W	34-24	Philadelphia	52,188
Sept. 20	L	20-21	at Atlanta	50,862
Sept. 27		Cancelled	New England	
Oct. 4	W	28-21	St. Louis	27,728
Oct. 11	W	38-12	at New York Giants	9,123
Oct. 19	W	13-7	at Dallas	60,415
Oct. 25	W	17-16	New York Jets	53,497
Nov. 1	W	27-7	at Buffalo	71,640
Nov. 8	L	27-31	at Philadelphia	63,609
Nov. 15	W	20-13	Detroit	53,593
Nov. 23	L	26-30	Los Angeles Rams	53,614
Nov. 29	W	23-19	New York Giants	45,815
Dec. 6	W	34-17	at St. Louis	31,324
Dec. 13	W	24-20	Dallas	54,862
Dec. 20	L	21-23	at Miami	65,715
Dec. 26	W	27-24	at Minnesota	59,160
			Playoffs	
Jan. 10	W	21-17	at Chicago	65,268
Jan. 17	W	17-10	Minnesota	55,212
			Super Bowl XXII - San Diego	
Jan. 31	W	42-10	Denver	73,302

TOTAL FIRST DOWNS		Redskins	Opponents
Rushing		301	296
Passing		119	104
Penalty		153	177
		29	15
POSSESSION AVG.		30:30	29:30
TOTAL NET YARDS		5,597	5,022
Avg. Per Game		373.1	334.8
Total Plays		1,005	1,021
Avg. Per Play		5.6	4.9
NET YARDS RUSHING		2,102	1,679
Avg. Per Game		140.1	111.9
Total Rushes		500	441
NET YARDS PASSING		3,495	3,343
Avg. Per Game		233.0	222.9
Sacked/Yards Lost		27/223	53/424
Gross Yards		3,718	3,767
Attempts/Completions		478/247	527/276
Completion Pct.		51.7	52.4
Had Intercepted		18	23
PUNT/AVERAGE		78/39.1	91/39.2
NET PUNTING AVG.		78/34.1	91/31.4
PENALTIES/YARDS		82/691	97/801
FUMBLES/LOST		26/19 2	2/11
TOUCHDOWNS		47	33
Rushing		18	10
Passing		27	19
Returns		2	4

SCORE BY PERIODS	Q1	Q2	Q3	Q4	OT	PTS
WASHINGTON	66	118	108	84	3	379
Opponents	54	68	94	69	0	285

SCORING	TD	Ru	Pa	Rt	PAT	FG	S	TP
Haji-Sheikh	0	0	0	0	29/32	13/19	0	68
Clark	7	0	7	0	0/0	0/0	0	42
WASHINGTON	47	18	27	2	43/47	18/29	0	379
Opponents	33	10	19	4	30/33	19/28	0	285

RUSHING	No.	Yards	Avg.	Lg	TD
Rogers	163	613	3.8	29	6
Bryant	77	406	5.3	28	1
WASHINGTON	500	2,102	4.2	31	18
Opponents	441	1,679	3.8	45	10

PASSING	Att	Comp	Yards	Cmp%	Yards/Att
Schroeder	267	129	1,878	48.3	7.0
D. Williams	143	81	1,156	56.6	8.1
WASHINGTON	478	247	3,718	51.7	7.8
Opponents	527	276	3,767	52.4	7.1

RECEIVING	No.	Yards	Avg.	Lg	TD
Clark	56	1,066	19.0	84t	7
Bryant	43	490	11.4	39	5
WASHINGTON	247	3,718	15.1	88	27
Opponents	276	3,767	13.6	59	19

INTERCEPTIONS	No.	Yards	Avg.	Lg	TD
Wilburn	9	135	15.0	100t	1
Bowles	4	24	6.0	24	0
WASHINGTON	23	329	14.3	100t	1
Opponents	18	193	10.7	60t	1

PUNTING	No.	Yards	Avg.	Net	TB	In	Lg	Blk
Cox	63	2,571	40.8	35.0	7	14	77	1
WASHINGTON	78	3,053	39.1	34.1	8	19	77	1
Opponents	91	3,569	39.2	31.4	5	11	62	0

PUNT RETURNS	Ret	FC	Yards	Avg.	Lg	TD
Yarber	37	9	273	7.4	33	0
WASHINGTON	56	10	615	11.0	73	0
Opponents	37	11	231	6.2	45	0

KICKOFF RETURNS	No.	Yards	Avg.	Lg	TD
Griffin	25	478	19.1	54	0
WASHINGTON	59	1,139	19.3	54	0
Opponents	63	1,352	21.5	95t	1

FIELD GOALS	1-19	20-29	30-39	40-49	50+
Haji-Sheikh	0/0	5/5	6/10	2/4	0/0
WASHINGTON	1/1	7/7	7/12	3/8	0/1
Opponents	0/0	6/7	5/7	8/11	0/3

DEFENSE	T	S	A	TFL	PD	FF	FR
Walton	148	91	46	11	3	2	1
Bowles	108	70	36	2	4	0	1
Coleman	107	63	34	10	0	1	0

SACKS: Charles Mann 9.5, Dexter Manley 8.5, Steve Martin 5.0, Monte Coleman 4.0, Dave Butz 3.0, Alvin Walton 3.0, Dan Benish 2.0, Joe Cofer 2.0, Darryl Grant 2.0, Mel Kaufman 2.0, Markus Koch 2.0, Neal Olkewicz 2.0, Bobby Curtis 1.0, Steve Hamilton 1.0, Ted Karras 1.0, Rich Milot 1.0, Carlton Rose 1.0, Anthony Sagnella 1.0, Steve Thompson 1.0, Henry Waechter 1.0

NOTABLE
Record (Finish): 11-4 [Super Bowl XXII Champions]

National Honors: WR Gary Clark: AP All-Pro, All-NFL, Pro Bowl; CB Barry Wilburn: AP All-Pro, All-NFL Team, UPI All-NFC; QB Doug Williams: Super Bowl XXII MVP; DE Charles Mann: Pro Bowl; CB Darrell Green: Pro Bowl

Starters: Offense: WR Art Monk [9], TE Don Warren [12], LT Joe Jacoby [12], LG/C Raleigh McKenzie [10/2], C Russ Grimm [5], RG RC Thieleman [12], RT/LG Ed Simmons [2/1], WR Gary Clark [11], QB Jay Schroeder [10], RB George Rogers [9], WR Ricky Sanders [5], TE Clint Didier [6], C Jeff Bostic [5], RT Mark May [10], QB Doug Williams [2], RB Keith Griffin [2], RB Kelvin Bryant [1], TE Terry Orr [1], TE Ken Whisenant [1], TE Joe Caravello [5], WR Clarence Verdin [1], WR Derrick Shepard [1], LG Darrick Brizl [4], RG Phil Petetty [3], TE Craig McEwen [3], LT Mark Carlson [3], RT Willard Scissum [3], C Eric Coyle [3], QB Ed Rubbert [3], WR Anthony Allen [3], TE Glenn Dennison [1], WR Lionel Vital [3], WR Ted Wilson [2]

Defense: LE Charles Mann [12], LT Dave Butz [12], RT Darryl Grant [11], RE Markus Koch [2], LLB Mel Kaufman [11], MLB Rich Milot [5], RLB Monte Coleman [12], LCB Darrell Green [12], RCB Barry Wilburn [12], SS Alvin Walton [12], FS Todd Bowles [12], RE Dexter Manley [10], MLB Neal Olkewicz [6], RT Dean Hamel [1], MLB Kurt Gouveia [1], LE Alec Gibson [3], RT Dan Benish [3], SS Joe Cofer [1], RLB Bobby Curtis [3], SS Steve Gage [1], SS Charles Jackson [1], LT Ted Karras [1], LLB Jon Kimmel [1], FS Skip Lane [3], RE Steve Martin [3], LCB Michael Mitchell [3], LT Tony Sagnella [2], MLB Eric Wilson [3], RCB Dennis Woodbury [3]

	TD	TD%	Int	Int%	Long	Sack/Lost	Rating
WASHINGTON	12	4.5	10	3.7	84	17/149	71.0
Opponents	11	7.7	5	3.5	62	7/53	94.0
	27	5.6	18	3.8	88	27/223	80.7
	19	3.6	23	4.4	59	53/424	69.3

YEARLY STATS

1988 [7-9] // COACH JOE GIBBS

Sept. 5	L	20-27	at Giants	76,417
Sept. 11	W	30-29	Pittsburgh	54,083
Sept. 18	W	17-10	Philadelphia	53,920
Sept. 25	L	21-30	at Phoenix	61,973
Oct. 2	L	23-24	Giants	54,601
Oct. 9	W	35-17	at Dallas	63,325
Oct. 16	W	33-17	Phoenix	54,402
Oct. 23	W	20-17	at Green Bay	51,767
Oct. 30	L	17-41	at Houston	48,781
Nov. 6	W	27-24	New Orleans	54,183
Nov. 13	L	14-34	Chicago	52,418
Nov. 21	L	21-37	at San Francisco	59,268
Nov. 27	L	13-17	Cleveland	51,604
Dec. 4	W	20-19	at Philadelphia	65,947
Dec. 11	L	17-24	Dallas	51,526
Dec. 17	L	17-20 (OT)	at Cincinnati	52,157

	Redskins	Opponents
TOTAL FIRST DOWNS	306	293
Rushing	87	112
Passing	202	153
Penalty	17	28
POSSESSION AVG.	30:57	29:03
TOTAL NET YARDS	5,679	5,194
Avg. Per Game	355	324
Total Plays	1,053	982
Avg. Per Play	5.4	5.3
NET YARDS RUSHING	1,543	1,745
Avg. Per Game	96.4	109.1
Total Rushes	437	442
NET YARDS PASSING	4,136	3,439
Avg. Per Game	258.5	214.9
Sacked/Yards Lost	24/203	43/305
Gross Yards	4,339	3,744
Attempts/Completions	592/327	497/261
Completion Pct.	55.2	52.5
Had Intercepted	25	14
PUNT/AVERAGE	67/38.2	79/39.4
NET PUNTING AVG.	29.8	34.2
PENALTIES/YARDS	96/817	91/711
FUMBLES/LOST	34/21	23/8
TOUCHDOWNS	41	46
Rushing	8	17
Passing	33	24
Returns	0	5

SCORE BY PERIODS	Q1	Q2	Q3	Q4	OT	PTS
WASHINGTON	86	79	89	91	0	345
Opponents	70	125	64	125	3	387

SCORING	TD	Ru	Pa	Rt	PAT	FG	S	TP
Lohmiller	0	0	0	0	40/41	19/26	0	97
Sanders	12	0	12	0	0/0	0/0	0	72
Clark	7	0	7	0	0/0	0/0	0	42
Bryant	6	1	5	0	0/0	0/0	0	36
WASHINGTON	41	8	33	0	40/41	19/26	1	345
Opponents	46	17	24	5	43/46	22/36	1	387

RUSHING	No.	Yards	Avg.	Lg	TD
Bryant	108	498	4.6	25	1
Smith	155	470	3.0	29	3
Morris	126	437	3.5	27t	2
WASHINGTON	437	1,543	3.5	29	8
Opponents	442	1,745	3.9	50t	17

PASSING	Att	Comp	Yards	Cmp%	Yards/Att
Williams	380	213	2,609	56.1	6.9
Rypien	208	114	1,730	54.8	8.3
WASHINGTON	592	327	4,339	55.2	7.3
Opponents	497	261	3,744	52.5	7.5

RECEIVING	No.	Yards	Avg.	Lg	TD
Sanders	73	1,148	15.7	55t	12
Monk	72	946	13.1	46t	5
Clark	59	892	15.1	60t	7
WASHINGTON	327	4,339	13.3	60t	33
Opponents	261	3,744	14.3	80t	24

INTERCEPTIONS	No.	Yards	Avg.	Lg	TD
Wilburn	4	24	6.0	14	0
Marshall	3	61	20.3	43	0
Walton	3	54	18.0	29	0
WASHINGTON	14	193	13.8	43	0
Opponents	25	271	10.8	40	0

PUNTING	No.	Yards	Avg.	Net	TB	In	Lg	Blk
G. Coleman	39	1,505	38.6	29.2	3	8	53	0
WASHINGTON	67	2,562	38.2	29.8	6	10	55	1
Opponents	79	3,116	39.4	34.2	2	21	54	1

PUNT RETURNS	Ret	FC	Yards	Avg.	Lg	TD
Shepherd	12	2	104	8.7	23	0
Allen	10	2	62	6.2	14	0
Green	9	0	103	11.4	32	0
WASHINGTON	52	9	377	7.3	34	0
Opponents	39	7	448	11.5	95t	1

KICKOFF RETURNS	No.	Yards	Avg.	Lg	TD
Morris	21	413	19.7	35	0
Sanders	19	362	19.1	31	0
WASHINGTON	74	1,355	18.3	44	0
Opponents	61	1,111	18.2	32	0

FIELD GOALS	1-19	20-29	30-39	40-49	50+
Lohmiller	1/1	6/8	5/7	7/10	0/0
Opponents	2/2	6/7	8/11	4/12	2/4

DEFENSE	T	S	A	TFL	PD	FF	FR
Walton	196	116	72	8	6	3	0
Dikewicz	165	90	65	10	0	1	3
Bowles	141	85	55	1	7	2	0

SACKS: Dexter Manley 9.0, Charles Mann 5.5, Darryl Grant 4.0, Ravin Caldwell 4.0, Wilbur Marshall 4.0, Markus Koch 3.0, Monte Coleman 3.0, Dean Hamel 2.0, Neal Dikewicz 2.0, Dave Butz 1.0, Darrell Green 1.0, Mel Kaufman 1.0, Clarence Vaughn 1.0, Alvin Walton 1.0

NOTABLE
Record (Finish): 7-9 [3rd NFC East]

National Honors: K Chip Lohmiller: PFWA All Rookie; DE Charles Mann: Pro Bowl; T Mark May: Pro Bowl

Starters: Offense: WR Art Monk [13], TE Don Warren [14], RT/RG Mark May [5/11], RG/LG RC Thielemann [5/3], C Jeff Bostic [11], LG/C Raleigh McKenzie [9/5], LT/RT Joe Jacoby [9/4], WR Ricky Sanders [4], WR Gary Clark [13], QB Doug Williams [10], RB Timmy Smith [8], RT/LT Jim Lachey [7/7], RB Kelvin Bryant [4], LG Russ Grimm [4], QB Mark Rypien [6], RB Jamie Morris [4], HB Craig McEwen [8], TE Anthony Jones [3], TE Terry Orr [3], TE Joe Caravello [6]

Defense: RE/LE Markus Koch [3/3], RT Darryl Grant [16], LT Dave Butz [16], LE Charles Mann [13], RLB Wilber Marshall [16], MLB Neal Dikewicz [16], LLB Monte Coleman [9], LCB Barry Wilburn [10], RCB Darrell Green [15], SS Alvin Walton [16], FS/RCB Todd Bowles [15/1], RE Dexter Manley [13], LLB Ravin Caldwell [1], LCB Brian Davis [6], LLB Mel Kaufman [7], FS Steve Gage [1]

	TD	TD%	Int	Int%	Long	Sack/Lost	Rating
Williams	15	3.9	12	3.2	58	10/88	77.4
Rypien	18	8.7	13	6.3	60	14/115	85.2
WASHINGTON	33	5.6	25	4.2	60	24/203	79.6
Opponents	24	4.8	14	2.8	80	43/305	81.6

YEARLY STATS

1989 (10-6) // COACH JOE GIBBS

Sept. 11	L	24-27	New York Giants	54,160
Sept. 17	L	37-42	Philadelphia	53,493
Sept. 24	W	30-7	at Dallas	63,200
Oct. 1	W	16-14	at New Orleans	64,358
Oct. 8	W	30-28	Phoenix	53,335
Oct. 15	L	17-20	at New York Giants	76,245
Oct. 22	W	32-28	Tampa Bay	53,862
Oct. 29	L	24-37	at Los Angeles Raiders	52,781
Nov. 5	L	3-13	Dallas	53,187
Nov. 12	W	10-3	at Philadelphia	65,443
Nov. 20	L	10-14	Denver	52,975
Nov. 26	W	38-14	Chicago	50,044
Dec. 3	W	29-10	at Phoenix	38,870
Dec. 10	W	26-21	San Diego	47,693
Dec. 17	W	31-30	at Atlanta	37,501
Dec. 23	W	29-0	at Seattle	60,294

TOTAL FIRST DOWNS

Rushing	338	274
Passing	101	72
Penalty	217	177
	20	25

POSSESSION AVG.

	32:58	27:02
--	-------	-------

TOTAL NET YARDS

Avg. Per Game	6,253	4,915
Total Plays	390.8	307.2
Avg. Per Play	1,116	954

NET YARDS RUSHING

Avg. Per Game	1,904	1,344
Total Rushes	119.0	84.0

NET YARDS PASSING

Avg. Per Game	514	384
Sacked/Yards Lost	4,349	3,571
Gross Yards	271.8	223.2

Attempts/Completions

Completion Pct.	21/127	40/304
Had Intercepted	4,476	3,875
	581/337	530/277

PUNT/AVERAGE

	58.0	52.0
	17	27

NET PUNTING AVG.

	63/42.3	76/40.1
	63/33.3	76/34.5

PENALTIES/YARDS

	105/881	98/796
--	---------	--------

FUMBLES/LOST

	32/20	24/15
--	-------	-------

TOUCHDOWNS

Rushing	42	38
Passing	14	9
Returns	24	25
	4	4

SCORE BY PERIODS

	Q1	Q2	Q3	Q4	OT	PTS
WASHINGTON	80	62	127	97	0	386
Opponents	76	99	47	86	0	308

SCORING

	TD	Ru	Pa	Rt	PAT	FG	S	TP
Lohmiller	0	0	0	0	41/41	29/40	0	128
Byner	9	7	2	0	0/0	0/0	0	54
Clark	9	0	9	0	0/0	0/0	0	54
Monk	8	0	8	0	0/0	0/0	0	48
WASHINGTON	42	14	24	4	41/42	29/40	3	386
Opponents	38	9	25	4	38/38	14/23	0	308

RUSHING

	No.	Yards	Avg.	Lg	TD
Riggs	201	834	4.1	58	4
Byner	134	580	4.3	24	7
Morris	124	336	2.7	12t	2
WASHINGTON	514	1,904	3.7	58	14
Opponents	384	1,344	3.5	73t	9

PASSING

	Att	Comp	Yards	Cmp%	Yards/Att
Rypien	476	280	3,768	58.8	7.9
Williams	93	51	585	54.8	6.3
WASHINGTON	581	337	4,476	58.0	7.7
Opponents	530	277	3,875	52.3	7.3

RECEIVING	No.	Yards	Avg.	Lg	TD
Monk	86	1,186	13.8	60t	8
Sanders	80	1,138	14.2	68	4
Clark	79	1,229	15.6	80t	9
WASHINGTON	337	4,476	13.3	80t	24
Opponents	277	3,875	14.0	72t	25

INTERCEPTIONS	No.	Yards	Avg.	Lg	TD
A. Johnson	4	94	23.5	59t	1
Walton	4	58	14.5	29t	1
B. Davis	4	40	10.0	15	0
WASHINGTON	27	284	10.5	59t	3
Opponents	17	229	13.5	45t	1

PUNTING	No.	Yards	Avg.	Net	TB	In	Lg	Blk
Majsiejenko	62	2,663	43.0	33.3	9	21	74	1
WASHINGTON	63	2,663	42.3	33.3	9	21	74	1
Opponents	76	3,047	40.1	34.5	10	22	59	0

PUNT RETURNS	Ret	FC	Yards	Avg.	Lg	TD
Howard	21	18	200	9.5	38	0
WASHINGTON	26	20	226	8.7	38	0
Opponents	34	5	383	11.3	53	0

KICKOFF RETURNS	No.	Yards	Avg.	Lg	TD
Howard	21	522	24.9	99t	1
WASHINGTON	58	1,176	20.3	99t	1
Opponents	74	1,532	20.7	96t	1

FIELD GOALS	1-19	20-29	30-39	40-49	50+
Lohmiller	2/2	11/11	13/15	3/11	0/1
Opponents	0/0	5/5	5/8	3/7	1/3

DEFENSE	T	S	A	TFL	PD	FF	FR
Walton	137	79	56	2	5	0	1
Bowles	130	75	55	0	2	1	1
Marshall	108	52	48	8	1	1	2

SACKS: Charles Mann 10.0, Dexter Manley 9.0, Monte Coleman 4.0, Wilber Marshall 4.0, Darryl Grant 3.5, Ravin Caldwell 3.5, Fred Stokes 3.0, Markus Koch 2.0, Todd Bowles 1.0

NOTABLE

Record (Finish): 10-6 (3rd NFC East)

National Honors: T Jim Lachey: AP All-Pro, All-NFL, UPI All-NFC; QB Mark Rypien: Pro Bowl; DE Charles Mann: Pro Bowl; DT Tracy Rucker: PFWA All-Rookie, UPI All-Rookie

Starters: Offense: WR Art Monk (12), TE Don Warren (15), RT Joe Jacoby (10), RG Mark May (9), C Jeff Bostic (16), LG/RG Russ Grimm (8/1), LT Jim Lachey (14), RB Gerald Riggs (7), RB Earnest Byner (13), WR Gary Clark (12), QB Mark Rypien (14), WR Ricky Sanders (12), LG Raleigh McKenzie (8), RG Mark Schlereth (6), LT/RT Ed Simmons (2/6), RB Jamie Morris (3), QB Doug Williams (2) TE Mike Tice (5), TE Terry Orr (1)

Defense: LE Charles Mann (16), LT/RE Markus Koch (6/1), RT Darryl Grant (16), RE Dexter Manley (10), RLB Wilber Marshall (16), MLB Neal Olkewicz (8), LLB Monte Coleman (3), LCB Brian Davis (9), RCB Darrell Green (7), SS Alvin Walton (12), FS Todd Bowles (16), SS Clarence Vaughn (4), LLB Ravin Caldwell (13), MLB Greg Manusky (7), MLB Kurt Gouveia (1), LT Tracy Rucker (10), RCB AJ Johnson (6), LCB Martin Mayhew (7), RE Fred Stokes (5), RCB Barry Wilburn (1)

	TD	TD%	Int	Int%	Long	Sack/Lost	Rating
Rypien	22	4.6	13	2.7	80	16/108	88.1
Williams	1	1.1	3	3.2	46	2/10	64.1
WASHINGTON	24	4.1	17	2.9	80	21/127	84.1
Opponents	25	4.7	27	5.1	72	40/304	70.6

YEARLY STATS

1990 (10-6) // COACH JOE GIBBS

Sept. 9	W	31-0	Phoenix	52,649
Sept. 16	L	13-26	at San Francisco	64,287
Sept. 23	W	19-15	Dallas	53,804
Sept. 30	W	38-10	at Phoenix	48,303
Oct. 14	L	20-24	New York Giants	54,737
Oct. 21	W	13-7	Philadelphia	53,567
Oct. 28	L	10-21	at New York Giants	75,321
Nov. 4	W	41-38 (OT)	at Detroit	69,326
Nov. 12	L	14-28	at Philadelphia	65,857
Nov. 18	W	31-17	New Orleans	52,573
Nov. 22	L	17-27	at Dallas	60,355
Dec. 2	W	42-20	Miami	53,599
Dec. 9	W	10-9	Chicago	53,920
Dec. 15	W	25-10	at New England	22,286
Dec. 22	L	28-35	at Indianapolis	58,173
Dec. 30	W	29-14	Buffalo	52,397
Jan. 4	W	20-6	Playoffs at Philadelphia	65,287
Jan. 12	L	10-28	at San Francisco	65,292

TOTAL FIRST DOWNS

	Redskins	Opponents
Rushing	327	267
Passing	117	77
Penalty	193	166

POSSESSION AVG.

	32:19	27:41
--	-------	-------

TOTAL NET YARDS

	5,562	4,730
--	-------	-------

AVG. PER GAME

Total Plays	347.6	295.6
-------------	-------	-------

AVG. PER PLAY

	1,073	941
--	-------	-----

NET YARDS RUSHING

	5.2	5.0
--	-----	-----

AVG. PER GAME

Total Rushes	2,083	1,587
--------------	-------	-------

AVG. PER PLAY

	130.2	99.2
--	-------	------

NET YARDS PASSING

	515	382
--	-----	-----

AVG. PER GAME

Sacked/Yards Lost	3,479	3,143
-------------------	-------	-------

GROSS YARDS

	217.4	196.4
--	-------	-------

ATTEMPTS/COMPLETIONS

	22/132	45/340
--	--------	--------

COMPLETION PCT.

	3,611	3,483
--	-------	-------

HAD INTERCEPTED

	536/301	514/281
--	---------	---------

PUNT/AVERAGE

	56.2	54.7
--	------	------

NET PUNTING AVG.

	22	21
--	----	----

PENALTIES/AVGS

	55/37.5	76/43.4
--	---------	---------

FUMBLES/LOST

	33.4	36.9
--	------	------

TOUCHDOWNS

	102/824	89/712
--	---------	--------

RUSHING

	14/6	24/12
--	------	-------

RETURNING

	41	35
--	----	----

RETURNING

	16	8
--	----	---

RETURNING

	22	21
--	----	----

RETURNING

	3	6
--	---	---

SCORE BY PERIODS

	Q1	Q2	Q3	Q4	OT	PTS
--	----	----	----	----	----	-----

WASHINGTON	49	108	103	118	3	381
------------	----	-----	-----	-----	---	-----

Opponents	37	98	75	91	0	301
-----------	----	----	----	----	---	-----

	TD	Ru	Pa	Rt	PAT	FG	S	TP
--	----	----	----	----	-----	----	---	----

Lohmiller	0	0	0	0	41/41	30/40	0	131
-----------	---	---	---	---	-------	-------	---	-----

Clark	8	0	8	0	0/0	0/0	0	48
-------	---	---	---	---	-----	-----	---	----

Byner	7	6	1	0	0/0	0/0	0	42
-------	---	---	---	---	-----	-----	---	----

Riggs	6	6	0	0	0/0	0/0	0	36
-------	---	---	---	---	-----	-----	---	----

WASHINGTON	41	16	22	3	41/41	30/40	2	381
------------	----	----	----	---	-------	-------	---	-----

Opponents	35	8	21	6	35/35	18/23	1	301
-----------	----	---	----	---	-------	-------	---	-----

	No.	Yards	Avg.	Lg	TD
--	-----	-------	------	----	----

Byner	297	1,219	4.1	22	6
-------	-----	-------	-----	----	---

Riggs	123	475	3.9	20	6
-------	-----	-----	-----	----	---

WASHINGTON	515	2,083	4	26	16
------------	-----	-------	---	----	----

Opponents	382	1,587	4.2	48t	8
-----------	-----	-------	-----	-----	---

	Att	Comp	Yards	Cmp%	Yards/Att
--	-----	------	-------	------	-----------

Rypien	304	166	2,070	54.6	6.8
--------	-----	-----	-------	------	-----

Humphries	156	91	1,015	58.3	6.5
-----------	-----	----	-------	------	-----

Rutledge	68	40	455	8.8	6.6
----------	----	----	-----	-----	-----

WASHINGTON	536	301	3,611	56.2	6.7
------------	-----	-----	-------	------	-----

Opponents	514	281	3,483	54.7	6.7
-----------	-----	-----	-------	------	-----

	No.	Yards	Avg.	Lg	TD
RECEIVING					
Clark	75	1,112	14.8	53t	8
Monk	68	770	11.3	44	5
WASHINGTON	301	3,611	12	53t	22
Opponents	281	3,483	12.4	80t	21

	No.	Yards	Avg.	Lg	TD
INTERCEPTIONS					
Mayhew	7	20	2.9	15	0
Green	4	20	5.0	18t	1
WASHINGTON	21	271	12.9	61	2
Opponents	22	271	12.3	42t	5

	No.	Yards	Avg.	Net	TB	In	Lg	Blk
PUNTING								
Majsiejenko	43	1,687	39.2	34.2	0	17	53	1
Goodburn	11	377	34.3	30.4	1	6	48	0
WASHINGTON	55	2,064	37.5	33.4	1	23	53	1
Opponents	76	3,290	43.3	36.9	5	21	59	0

	Ret	FC	Yards	Avg.	Lg	TD
PUNT RETURNS						
Stanley	24	8	176	7.3	32	0
WASHINGTON	48	17	388	8.1	32	0
Opponents	30	10	205	6.8	30	0

	No.	Yards	Avg.	Lg	TD
KICKOFF RETURNS					
Howard	22	427	19.4	35	0
WASHINGTON	61	1,113	18.2	37	0
Opponents	58	1,008	17.4	47	0

	1-19	20-29	30-39	40-49	50+
FIELD GOALS					
Lohmiller	2/2	10/10	12/14	3/6	3/8
Opponents	1/1	6/7	5/5	6/8	0/2

	T	S	A	TFL	PD	FF	FR
DEFENSE							
Walton	143	74	66	3	2	0	0
Bowles	115	55	60	0	6	1	1
Marshall	107	66	31	10	2	2	2

SACKS: Fred Stokes 7.5, Andre Collins 6.0, Charles Mann 5.5, Wilber Marshall 5.0, Monte Coleman 3.0, Jumpy Geathers 3.0, Tim Johnson 3.0, Tracy Rocker 3.0, Eric Williams 3.0, Markus Koch 2.0, Todd Bowles 1.0, Ravin Caldwell 1.0, Kurt Gouveia 1.0, Darryl Grant 1.0

NOTABLE

Record (Finish): 10-6 (3rd NFC East)

National Honors: RB Earnest Byner: Pro Bowl. WR Gary Clark: Pro Bowl. CB Darrell Green: Pro Bowl, UPI All-NFC; LT Jim Lachey: Pro Bowl, AP All-Pro, All-NFL, UPI All-NFC

Starters: Offense: WR Art Monk (16), TE Don Warren (15), RT Ed Simmons (11), RG Mark Schlereth (7), C Jeff Bostic (16), LG Russ Grimm (11), LT Jim Lachey (16), WR Ricky Sanders (6), WR Gary Clark (16), QB Mark Rypien (10), RB Earnest Byner (16), RT Joe Jacoby (5), QB Stan Humphries (5), QB Jeff Rutledge (1), RG/LG Raleigh McKenzie (9/3), LG Mark Adickes (1), HB Ron Middleton (5), TE Jimmy Johnson (5), WR Walter Stanley (1)

Defense: LE Charles Mann (15), LT Tracy Rocker (7), RT/LT Darryl Grant (14/1), RE Markus Koch (13), RLB Wilber Marshall (15), MLB Greg Manusky (8), LLB Andre Collins (16), LCB Martin Mayhew (15), RCB Darrell Green (16), SS Alvin Walton (16), FS Todd Bowles (13), FS Terry Hoage (3), LCB Brad Edwards (1), CB Alvoid Mays (1), RT/RE Tim Johnson (1/1), LE/RE Fred Stokes (1/2), LT Eric Williams (8), RT James Geathers (1), MLB Kurt Gouveia (7)

YEARLY STATS

1991 (14-2) // COACH JOE GIBBS

Sept. 1	W	45-0	Detroit	52,958
Sept. 9	W	33-31	at Dallas	63,025
Sept. 15	W	34-0	Phoenix	54,662
Sept. 22	W	34-27	at Cincinnati	52,038
Sept. 30	W	23-0	Philadelphia	55,198
Oct. 6	W	20-7	at Chicago	64,941
Oct. 13	W	42-17	Cleveland	54,715
Oct. 27	W	17-13	at New York Giants	76,827
Nov. 3	W	16-13 (OT)	Houston	55,096
Nov. 10	W	56-17	Atlanta	52,461
Nov. 17	W	41-14	at Pittsburgh	56,813
Nov. 24	L	21-24	Dallas	55,561
Dec. 1	W	27-6	at Los Angeles Rams	55,027
Dec. 8	W	20-14	at Phoenix	48,373
Dec. 15	W	34-17	New York Giants	54,722
Dec. 22	L	22-24	at Philadelphia	58,988
Playoffs				
Jan. 4	W	24-7	Atlanta	55,181
Jan. 12	W	41-10	Detroit	55,585
Jan. 26	W	37-24	Super Bowl XXVI - Minneapolis	
			Buffalo	63,130

	Redskins	Opponents
TOTAL FIRST DOWNS	302	242
Rushing	107	72
Passing	179	151
Penalty	16	19
POSSESSION AVG.	31:51	28:09
TOTAL NET YARDS	5,741	4,293
Avg. Per Game	358.8	268.3
Total Plays	996	947
Avg. Per Play	5.8	4.5
NET YARDS RUSHING	2,049	1,346
Avg. Per Game	128.1	84.1
Total Rushes	540	348
NET YARDS PASSING	3,692	2,947
Avg. Per Game	230.8	184.2
Sacked/Yards Lost	9/79	50/345
Gross Yards	3,771	3,292
Attempts/Completions	447/261	549/292
Completion Pct.	58.4	53.2
Had Intercepted	11	27
PUNT/AVERAGE	55/37.6	85/41.7
NET PUNTING AVG.	33.1	33.4
PENALTIES/YARDS	90/798	94/767
FUMBLES/LOST	26/12	22/14
TOUCHDOWNS	56	26
Rushing	21	11
Passing	30	13
Returns	5	2

SCORE BY PERIODS	Q1	Q2	Q3	Q4	OT	PTS
WASHINGTON	83	150	101	148	3	485
Opponents	54	57	55	58	0	224

SCORING	TD	Ru	Pa	Rt	PAT	FG	S	TP
Lohmiller	0	0	0	0	56/56	31/43	0	149
Riggs	11	11	0	0	0/0	0/0	0	66
Clark	10	0	10	0	0/0	0/0	0	60
WASHINGTON	56	21	30	5	56/56	31/43	0	485
Opponents	26	11	13	2	26/26	14/18	0	224

RUSHING	No.	Yards	Avg.	Lg	TD
Byner	274	1,048	3.8	32	5
Erwins	145	680	4.7	65t	3
Riggs	78	248	3.2	32	11
WASHINGTON	540	2,049	3.8	65t	21
Opponents	348	1,346	3.9	75t	11

PASSING	Att	Comp	Yards	Cmp%	Yards/Att
Rypien	421	249	3,564	59.1	8.4
WASHINGTON	447	261	3,771	58.4	8.4
Opponents	549	292	3,292	53.2	6.0

RECEIVING	No.	Yards	Avg.	Lg	TD
Monk	71	1,049	14.8	64t	8
Clark	70	1,340	19.1	82t	10
WASHINGTON	261	3,771	14.4	82t	30
Opponents	292	3,292	11.3	75t	13

INTERCEPTIONS	No.	Yards	Avg.	Lg	TD
Marshall	5	75	15.0	54t	1
Green	5	47	9.4	24	0
WASHINGTON	27	279	10.3	54t	3
Opponents	11	109	9.9	74t	1

PUNTING	No.	Yards	Avg.	Net	TB	In	Lg	Blk
Goodburn	52	2,070	39.8	33.1	3	16	61	3
WASHINGTON	55	2,070	37.6	33.1	3	16	61	3
Opponents	85	3,548	41.7	33.4	5	13	58	0

PUNT RETURNS	Ret	FC	Yards	Avg.	Lg	TD
Mitchell	45	21	600	13.3	69t	2
WASHINGTON	46	21	610	13.3	69t	2
Opponents	31	7	190	6.1	20	0

KICKOFF RETURNS	No.	Yards	Avg.	Lg	TD
Mitchell	29	583	20.1	35	0
WASHINGTON	49	926	18.9	46	0
Opponents	66	1,153	17.5	39	0

FIELD GOALS	1-19	20-29	30-39	40-49	50+
Lohmiller	0/0	9/9	10/12	10/17	2/5
Opponents	0/0	5/5	5/7	3/3	1/3

DEFENSE	T	S	A	TFL	PD	FF	FR
A. Collins	151	87	60	4	6	1	0
Marshall	135	73	51	11	7	4	2
Edwards	135	70	65	0	9	1	0

SACKS: Charles Mann 11.5, Fred Stokes 6.5, Wilber Marshall 5.5, Jumpy Geathers 4.5, Bobby Wilson 4.5, Monte Coleman 3.5, Tim Johnson 3.5, Andre Collins 3.0, Eric Williams 3.0, Jason Buck 1.5, A.J. Johnson 1.0, Sidney Johnson 1.0, Markus Koch 1.0

NOTABLE Record (Finish): 14-2 (Super Bowl XXVI Champion)

National Honors: Coach Joe Gibbs: The Sporting News Coach of the Year; RB Earnest Byner: Pro Bowl; WR Gary Clark: Pro Bowl, UPI All-NFC; RB Ricky Ervins: PFWA All-Rookie; CB Darrell Green: Pro Bowl, PFWA All-Pro, AP All-Pro, All-NFL, UPI All-NFC; LT Jim Lachey: Pro Bowl, PFWA All-Pro, AP All-Pro, All-NFL, UPI All-NFC; K Chip Lohmiller: Pro Bowl, UPI All-NFC; DE Charles Mann: Pro Bowl; LB Wilber Marshall: UPI All-NFC; G Raleigh McKenzie: UPI All-NFC; QB Mark Rypien: Super Bowl XXVI MVP, Pro Bowl, Football News NFC Player of the Year, UPI NFC Offensive Player of the Year, UPI All-NFC; G Mark Schlereth: Pro Bowl

Starters: Offense: WR Gary Clark (16), HB Terry Orr (6), WR Ricky Sanders (7), LT Jim Lachey (15), LT Russ Grimm (1), LG Raleigh McKenzie (14), C Jeff Bostic (16), RG Mark Schlereth (16), LG/RT Joe Jacoby (2/14), RT Ed Simmons (2), TE Ron Middleton (12), TE Don Warren (7), WR Art Monk (16), QB Mark Rypien (16), RB Earnest Byner (16)

Defense: LE Charles Mann (15), LE Jason Buck (1), LT Eric Williams (15), LT Bobby Wilson (1), RT Tim Johnson (16), RE Markus Koch (5), RE Fred Stokes (11), LLB Wilber Marshall (16), MLB Matt Millen (14), MLB Kurt Gouveia (1), MLB Monte Coleman (1), RLB Andre Collins (16), LCB Martin Mayhew (16), RCB Darrell Green (16), SS Alvin Walton (2), SS Danny Copeland (14), FS Brad Edwards (16)

YEARLY STATS

1992 (9-7) // COACH JOE GIBBS

Sept. 7	L	10-23	at Dallas	63,538
Sept. 13	W	24-17	Atlanta	54,343
Sept. 20	W	13-10	Detroit	55,818
Oct. 4	L	24-27	at Phoenix	34,488
Oct. 12	W	34-3	Denver	56,371
Oct. 18	W	16-12	Philadelphia	56,380
Oct. 25	W	15-13	at Minnesota	59,098
Nov. 1	L	7-24	New York Giants	53,647
Nov. 8	W	16-3	at Seattle	53,616
Nov. 15	L	15-35	at Kansas City	75,238
Nov. 23	L	3-20	at New Orleans	68,591
Nov. 29	W	41-3	Phoenix	53,541
Dec. 6	W	28-10	at New York Giants	62,998
Dec. 13	W	20-17	Dallas	56,437
Dec. 20	L	13-17	at Philadelphia	65,841
Dec. 26	L	20-21	Los Angeles Raiders	53,032
Playoffs				
Jan. 2	W	24-7	at Minnesota	57,353
Jan. 9	L	13-20	at San Francisco	64,991

	Redskins	Opponents
TOTAL FIRST DOWNS	276	249
Rushing	104	89
Passing	160	138
Penalty	12	22
POSSESSION AVG.	31:04	28:56
TOTAL NET YARDS	4,890	4,438
Avg. Per Game	305.6	277.4
Total Plays	991	911
Avg. Per Play	4.9	4.9
NET YARDS RUSHING	1,727	1,696
Avg. Per Game	107.9	106.0
Total Rushes	483	406
NET YARDS PASSING	3,163	2,742
Avg. Per Game	197.7	171.4
Sacked/Yards Lost	23/176	39/279
Gross Yards	3,339	3,021
Attempts/Completions	485/272	466/258
Completion Pct.	56.1	55.4
Had Intercepted	17	23
PUNT/AVERAGE	65/39.3	73/42.8
NET PUNTING AVG.	32.7	37.2
PENALTIES/YARDS	84/741	85/709
FUMBLES/LOST	18/7	23/11
TOUCHDOWNS	30	30
Rushing	10	11
Passing	15	15
Returns	5	4

	Att	Comp	Yards	Cmp%	Yards/Att	TD	TD%	Int	Int%	Long	Sack/Lost	Rating
Rypien	479	269	3,282	56.2	6.8	13	2.7	17	3.5	62	23/176	71.7
WASHINGTON	485	272	3,339	56.1	6.8	15	3.1	17	3.5	62	23/176	71.7
Opponents	466	258	3,021	55.4	6.4	15	3.2	23	4.9	89	39/279	65.4

	No.	Yards	Avg.	Lg	TD
RECEIVING					
Clark	64	912	14.3	47	5
Sanders	51	707	13.9	62t	3
Monk	46	644	14.0	49t	3
WASHINGTON	272	3,339	12.3	62t	15
Opponents	258	3,021	11.7	89t	15

	No.	Yards	Avg.	Lg	TD
INTERCEPTIONS					
Edwards	6	157	26.2	53t	1
Mayhew	3	58	19.3	33	0
Gouveia	3	43	14.3	28	0
WASHINGTON	23	485	21.1	65	2
Opponents	17	318	18.7	49	2

	No.	Yards	Avg.	Net	TB	In	Lg	Blk
PUNTING								
Goodburn	64	2,555	39.9	32.7	5	17	66	1
WASHINGTON	65	2,555	39.3	32.7	5	17	66	1
Opponents	73	3,128	42.8	37.2	3	18	58	0

	Ret	FC	Yards	Avg.	Lg	TD
PUNT RETURNS						
Mitchell	29	9	271	9.3	84t	1
WASHINGTON	37	12	355	9.6	84t	2
Opponents	27	13	332	12.3	79t	1

	No.	Yards	Avg.	Lg	TD
KICKOFF RETURNS					
Mitchell	23	492	21.4	47	0
WASHINGTON	48	973	20.3	47	0
Opponents	54	1,074	19.9	99t	1

	1-19	20-29	30-39	40-49	50+
FIELD GOALS					
Lohmiller	2/2	9/9	9/15	8/12	2/2
Opponents	1/1	5/7	2/3	5/8	1/2

	T	S	A	TFL	PD	FF	FR
DEFENSE							
Gouveia	169	90	75	4	3	3	0
Edwards	168	81	86	1	8	1	0
Marshall	138	90	39	9	15	3	2

SACKS: Tim Johnson 6.0, Wilber Marshall 6.0, Jumpy Geathers 5.0, Charles Mann 4.5, Fred Stokes 3.5, Jason Buck 3.0, Monte Coleman 3.0, Andre Collins 2.0, Bobby Wilson 2.0, Shane Collins 1.0, Danny Copeland 1.0, Kurt Gouveia 1.0, Alvoid Mays 1.0

NOTABLE
Record (Finish): 9-7 (3rd NFC East)

National Honors: LB Wilber Marshall: PFWA All-Pro, AP All-Pro, All-NFL, UPI All-NFC, Pro Bowl; FS Brad Edwards: UPI All-NFC

Starters: Offense: WR Gary Clark (14), WR Ricky Sanders (5), TE Ron Middleton (12), TE Don Warren (10), HB Terry Orr (7), WR Art Monk (14), TE James Jenkins (1), WR Desmond Howard (1), LT Jim Lachey (10), LT Moe Elewonibi (4), LT/RT Ed Simmons (1/10), LT/LG/C Raleigh McKenzie (1/5/10), LG/RT Joe Jacoby (4/5), LG/RT Ray Brown (7/1), C Jeff Bostic (4), C Matt Elliott (2), RG Mark Schlereth (16), QB Mark Rypien (16), RB Ernest Byner (16)

Defense: LE Charles Mann (16), LT Bobby Wilson (5), LT Eric Williams (6), LT Jason Buck (5), RT Tim Johnson (16), RE Fred Stokes (10), RE Shane Collins (6), LLB Wilber Marshall (16), MLB Kurt Gouveia (14), MLB John Brantley (2), RLB Andre Collins (14), RLB Tony Barker (2), LCB Martin Mayhew (10), LCB Alvoid Mays (2), LCB Todd Bowles (1), LCB/RCB AJ Johnson (3/8), RCB Darrell Green (7), SS Danny Copeland (13), SS Todd Bowles (3), FS Brad Edwards (16)

YEARLY STATS

1993 [4-12] // COACH RICHIE PETITBON

Sept. 6	W	35-16	Dallas	56,345
Sept. 12	L	10-17	Phoenix	53,525
Sept. 19	L	31-34	at Philadelphia	65,435
Oct. 4	L	10-17	at Miami	68,568
Oct. 10	L	7-41	New York Giants	53,715
Oct. 17	L	6-36	at Phoenix	48,143
Nov. 1	L	10-24	at Buffalo	79,106
Nov. 7	W	30-24	Indianapolis	50,523
Nov. 14	L	6-20	at New York Giants	76,606
Nov. 21	L	6-10	at Los Angeles Rams	45,546
Nov. 28	L	14-17	Philadelphia	46,663
Dec. 5	W	23-17	at Tampa Bay	49,035
Dec. 11	L	0-3	New York Jets	47,970
Dec. 19	W	30-17	Atlanta	50,192
Dec. 26	L	3-38	at Dallas	64,497
Dec. 31	L	9-14	Minnesota	42,836

	Redskins	Opponents
TOTAL FIRST DOWNS	255	304
Rushing	92	127
Passing	143	157
Penalty	20	20
POSSESSION AVG.	27:58	32:02
TOTAL NET YARDS	4,273	5,499
Avg. Per Game	267.1	343.6
Total Plays	969	1,027
Avg. Per Play	4.4	5.4
NET YARDS RUSHING	1,728	2,112
Avg. Per Game	107.9	131.9
Total Rushes	396	513
NET YARDS PASSING	2,545	3,387
Avg. Per Game	159.1	211.6
Sacked/Yards Lost	40/219	31/197
Gross Yards	2,764	3,584
Attempts/Completions	533/287	483/291
Completion Pct.	53.8	60.2
Had Intercepted	21	17
PUNT/AVERAGE	83/43.9	73/41.1
NET PUNTING AVG.	37.4	36.6
PENALTIES/YARDS	90/597	100/782
FUMBLES/LOST	24/10	25/14
TOUCHDOWNS	26	42
Rushing	11	14
Passing	11	24
Returns	4	4

SCORE BY PERIODS	Q1	Q2	Q3	Q4	OT	PTS
WASHINGTON	23	77	59	71	0	230
Opponents	81	92	69	103	0	345

SCORING	TD	Ru	Pa	Rt	PAT	FG	S	TP
Lohmiller	0	0	0	0	24/26	16/28	0	72
Sanders	4	0	4	0	0/0	0/0	0	24
Brooks	3	3	0	0	0/0	0/0	0	18
McGee	3	0	3	0	0/0	0/0	0	18
Mitchell	3	3	0	0	0/0	0/0	0	18
Rypien	3	3	0	0	0/0	0/0	0	18
WASHINGTON	26	11	11	4	24/26	16/28	1	230
Opponents	42	14	24	4	40/42	17/22	1	345

RUSHING	No.	Yards	Avg.	Lg	TD
Brooks	233	1,063	4.6	85t	3
Mitchell	63	246	3.9	29t	3
Ervin	50	201	4.0	18	0
WASHINGTON	396	1,728	4.4	85t	11
Opponents	513	2,112	4.1	35	14

PASSING	Att	Comp	Yards	Cmp%	Yards/Att	TD	TD%	Int	Int%	Long	Sack/Lost	Rating
Rypien	319	166	1,514	52.0	4.7	4	1.3	10	3.1	43	16/87	56.3
Gannon	125	74	704	59.2	5.6	3	2.4	7	5.6	54	18/87	59.6
Conklin	87	46	496	52.9	5.7	4	4.6	3	3.4	34	8/45	70.9
WASHINGTON	533	287	2,764	53.8	5.1	11	2.1	21	3.9	54	40/219	59.0
Opponents	483	291	3,583	60.2	7.4	24	5.0	17	3.5	80	31/197	85.1

RECEIVING	No.	Yards	Avg.	Lg	TD
Sanders	58	638	11.0	50	4
Monk	41	398	9.7	29	2
McGee	39	500	12.8	54	3
WASHINGTON	287	2,764	9.6	54	11
Opponents	291	3,584	12.3	80t	24

INTERCEPTIONS	No.	Yards	Avg.	Lg	TD
Carter	6	54	9.0	29	0
Green	4	10	2.5	6	0
WASHINGTON	17	241	14.2	69t	2
Opponents	21	209	10.0	30	2

PUNTING	No.	Yards	Avg.	Net	TB	In	Lg	Blk
Roby	78	3,447	44.2	37.2	10	25	60	0
WASHINGTON	83	3,644	43.9	37.4	10	28	60	0
Opponents	73	2,995	41.0	36.6	4	20	65	0

PUNT RETURNS	Ret	FC	Yards	Avg.	Lg	TD
Mitchell	29	7	193	6.7	48	0
WASHINGTON	35	8	245	7.0	48	0
Opponents	34	23	343	10.1	62t	2

KICKOFF RETURNS	No.	Yards	Avg.	Lg	TD
Mitchell	33	678	20.5	68	0
Howard	21	405	19.3	33	0
WASHINGTON	59	1,166	19.8	68	0
Opponents	36	722	20.1	43	0

FIELD GOALS	1-19	20-29	30-39	40-49	50+
Lohmiller	2/2	4/4	8/12	1/4	1/6
Opponents	0/0	6/7	4/5	6/7	1/3

DEFENSE	T	S	A	TFL	PD	FF	FR
Gouveia	174	83	88	3	5	2	0
Edwards	150	89	61	0	2	0	1
Copeland	129	64	63	2	3	0	0

SACKS: Monte Coleman 6.0, Andre Collins 6.0, Sterling Palmer 4.5, Tim Johnson 4.0, Al Noga 4.0, Bobby Wilson 2.0, Kurt Gouveia 1.5, Carl Banks 1.0, Jeff Faulkner 1.0, Charles Mann 1.0

NOTABLE
Record (Finish): 4-12 (5th NFC East)

National Honors: RB Reggie Brooks: PFWA All-Rookie

Starters: Offense: WR Tim McGee [12], WR Art Monk [5], LT Mo Elewonibi [15], LT Joe Jacoby [1], LG/RT Ray Brown [11/3], LG/C/RG Raleigh McKenzie [3/6/6], LG/RG Vernice Smith [2/1], C Jeff Bostic [10], RG Mark Schlereth [8], RT Ed Simmons [13], TE Ron Middleton [16], TE James Jenkins [4], WR Ricky Sanders [11], WR Desmond Howard [5], QB Mark Rypien [10], QB Cary Conklin [2], QB Rich Gannon [4], RB/HB Earnest Byner [2/1], RB Brian Mitchell [4], HB Frank Wycheck [6], RB Reggie Brooks [11]

Defense: LE Charles Mann [11], LE/LT/RE Jason Buck [1/1/1], LE Al Noga [4], LT Eric Williams [4], LT/RT Bobby Wilson [8/1], LT Jeff Faulkner [3], RT Tim Johnson [15], RE Shane Collins [5], RE Sterling Palmer [10], LLB Carl Banks [15], LLB/RLB Monte Coleman [1/3], MLB Kurt Gouveia [16], RLB Andre Collins [13], LCB AJ Johnson [3], LCB Tom Carter [11], LCB Al-void Mays [2], RCB Darrell Green [16], SS Danny Copeland [14], SS Todd Bowles [2], FS Brad Edwards [16]

YEARLY STATS

1994 (3-13) // COACH NORV TURNER

Sept. 4	L	7-28	Seattle	52,930
Sept. 11	W	38-24	at New Orleans	58,049
Sept. 18	L	23-31	at New York Giants	77,298
Sept. 25	L	20-27	Atlanta	53,238
Oct. 2	L	7-34	Dallas	55,394
Oct. 9	L	17-21	at Philadelphia	63,947
Oct. 16	L	16-19 (OT)	Arizona	50,019
Oct. 23	W	41-27	at Indianapolis	57,879
Oct. 30	L	29-31	Philadelphia	53,530
Nov. 6	L	22-37	San Francisco	54,335
Nov. 20	L	7-31	at Dallas	64,644
Nov. 27	L	19-21	New York Giants	43,384
Dec. 4	L	21-26	at Tampa Bay	45,121
Dec. 11	L	15-17	at Arizona	53,790
Dec. 18	L	14-17	Tampa Bay	47,315
Dec. 24	W	24-21	at Los Angeles Rams	25,705

	Redskins	Opponents
TOTAL FIRST DOWNS	269	331
Rushing	79	129
Passing	166	182
Penalty	24	20
POSSESSION AVG.	26:55	33:05
TOTAL NET YARDS	4,793	5,609
Avg. Per Game	299.6	350.6
Total Plays	974	1,080
Avg. Per Play	4.9	5.2
NET YARDS RUSHING	1,415	1,975
Avg. Per Game	88.4	123.4
Total Rushes	407	556
NET YARDS PASSING	3,378	3,634
Avg. Per Game	211.1	227.1
Sacked/Yards Lost	21/146	28/165
Gross Yards	3,524	3,799
Attempts/Completions	546/271	496/300
Completion Pct.	49.6	60.5
Had Intercepted	27	17
PUNT/AVERAGE	82/44.4	87/40.3
NET PUNTING AVG.	36.1	33.0
PENALTIES/YARDS	88/730	98/839
FUMBLES/LOST	21/13	21/6
TOUCHDOWNS	37	52
Rushing	5	24
Passing	25	22
Returns	7	6

SCORE BY PERIODS	Q1	Q2	Q3	Q4	OT	PTS
WASHINGTON	44	137	62	77	0	320
Opponents	95	128	81	105	3	412

SCORING	TD	Ru	Pa	Rt	PAT	FG	2-Pt.	TP
Lohmiller	0	0	0	0	30/32	20/28	0	90
Ellard	6	0	6	0	0/0	0/0	0	36
Howard	5	0	5	0	0/0	0/0	0	32
Ervins	4	3	1	0	0/0	0/0	0	24
Jenkins	4	0	4	0	0/0	0/0	0	24
WASHINGTON	37	5	25	7	30/32	20/28	1	320
Opponents	52	24	22	6	47/47	17/28	0	412

RUSHING	No.	Yards	Avg.	Lg	TD
Ervins	185	650	3.5	49	3
Mitchell	78	311	4.0	33	0
Brooks	100	297	3.0	15	2
WASHINGTON	407	1,415	3.5	49	5
Opponents	556	1,975	3.6	38	24

PASSING	Att	Comp	Yards	Cmp%	Yards/Att	TD	TD%	Int	Int%	Long	Sack/Lost	Rating
Shuler	265	120	1,658	45.3	6.2	10	3.8	12	4.5	81	12/83	59.6
Friesz	180	105	1,266	58.3	7.0	10	5.6	9	5.0	73	6/45	77.7
Frerotte	100	46	600	46.0	6.0	5	5.0	5	5.0	51	3/18	61.3
WASHINGTON	546	271	3,534	49.6	6.4	25	4.6	27	4.9	81	21/146	65.0
Opponents	496	300	3,799	60.5	7.6	22	4.4	17	3.4	85	28/165	84.9

RECEIVING	No.	Yards	Avg.	Lg	TD
Ellard	74	1,397	18.9	73t	6
Ervins	51	293	5.7	21	1
Howard	40	727	18.2	81t	5
WASHINGTON	271	3,524	13.0	81t	25
Opponents	300	3,799	12.7	85t	22

INTERCEPTIONS	No.	Yards	Avg.	Lg	TD
A. Collins	4	150	37.5	92	0
Carter	3	58	19.3	40	0
Bayless	3	38	12.7	19	0
Green	3	32	10.7	27t	1
WASHINGTON	17	326	19.2	92t	3
Opponents	27	482	17.9	73t	4

PUNTING	No.	Yards	Avg.	Net	TB	In	Lg	Blk
Roby	82	3,639	44.4	36.1	12	21	65	0
Opponents	87	3,506	40.3	33.0	9	27	59	0

PUNT RETURNS	Ret	FC	Yards	Avg.	Lg	TD
Mitchell	32	24	452	14.1	78t	2
Opponents	45	11	441	9.8	83t	1

KICKOFF RETURNS	No.	Yards	Avg.	Lg	TD
Mitchell	58	1,478	25.5	86	0
WASHINGTON	71	1,685	23.7	86	0
Opponents	62	1,389	22.4	96t	1

FIELD GOALS	1-19	20-29	30-39	40-49	50+
Lohmiller	0/0	9/11	5/6	5/8	1/3
Opponents	0/0	7/7	6/9	2/8	2/4

DEFENSE	T	S	A	TFL	PD	FF	FR
A. Collins	171	99	65	7	5	2	1
Stowe	157	80	73	4	0	1	0
Harvey	130	74	47	9	3	4	1

SACKS: Ken Harvey 13.5, Tony Woods 4.5, Bobby Wilson 2.5, Leonard Marshall 2.0, Andre Collins 1.5, Tim Johnson 1.0, Dexter Nottage 1.0, Sterling Palmer 1.0, Monte Coleman 0.5, Lamont Hollingquest 0.5

NOTABLE
Record (Finish): 3-13 (5th NFC East)

National Honors: P Reggie Roby: First Team AP, Pro Bowl; KR Brian Mitchell: Second Team AP; LB Ken Harvey: Second Team AP, Pro Bowl

Starters: Offense: WR Desmond Howard (15), LT Jim Lachey (13), LG/LT Ray Brown (14/2), C/RG/LG Raleigh McKenzie (4/10/2), RG Mark Schlereth (4), RT Ed Simmons (16), TE Ethan Horton (15), TE James Jenkins (3), QB John Friesz (4), QB Heath Shuler (8), QB Gus Frerotte (4), RB Reggie Brooks (5), RB Ricky Ervins (10), RB/FB Brian Mitchell (1/6), FB Cedric Smith (8), FB Frank Wycheck (1)

Defense: LE Tony Woods (15), LT Bobby Wilson (9), LT/RT Lamar Mills (1/3), LT Leonard Marshall (3), LT Marc Boutte (3), RE Sterling Palmer (16), LLB Ken Harvey (16), MLB Tyrone Stowe (15), MLB Kurt Gouveia (1), RLB Andre Collins (16), LCB Tom Carter (16), RCB Darrell Green (16), SS Martin Bayless (15), Keith Taylor (1), FS Darryl Morrison (16)

YEARLY STATS

1995 (6-10) // COACH NORV TURNER

Sept. 3	W	27-7	Arizona	52,731
Sept. 10	L	8-20	Oakland	54,548
Sept. 17	L	31-38	at Denver	71,930
Sept. 24	L	6-14	at Tampa Bay	49,234
Oct. 1	W	27-23	Dallas	55,489
Oct. 8	L	34-37 (OT)	at Philadelphia	65,498
Oct. 15	L	20-24	at Arizona	42,370
Oct. 22	W	36-30 (OT)	Detroit	52,332
Oct. 29	L	15-24	New York Giants	53,310
Nov. 5	L	3-24	at Kansas City	77,821
Nov. 19	L	20-27	Seattle	51,298
Nov. 26	L	7-14	Philadelphia	50,539
Dec. 3	W	24-17	at Dallas	64,866
Dec. 10	L	13-20	at New York Giants	48,247
Dec. 17	W	35-23	at St. Louis	63,760
Dec. 24	W	20-17	Carolina	42,903

	Redskins	Opponents
TOTAL FIRST DOWNS	297	323
Rushing	105	127
Passing	169	182
Penalty	23	14
POSSESSION AVG.	28:42	31:18
TOTAL NET YARDS	5,184	5,400
Avg. Per Game	324.0	337.5
Total Plays	1,026	1,059
Avg. Per Play	5.1	5.1
NET YARDS RUSHING	1,956	2,132
Avg. Per Game	122.3	133.3
Total Rushes	469	483
NET YARDS PASSING	3,228	3,268
Avg. Per Game	201.8	204.3
Sacked/Yards Lost	36/268	30/135
Gross Yards	3,496	3,403
Attempts/Completions	521/265	546/338
Completion Pct.	50.9	61.9
Had Intercepted	20	16
PUNT/AVERAGE	74/42.4	72/41.4
NET PUNTING AVG.	37.7	35.1
PENALTIES/YARDS	78/563	100/780
FUMBLES/LOST	24/10	31/18
TOUCHDOWNS	35	42
Rushing	15	18
Passing	16	20
Returns	4	4

SCORE BY PERIODS	Q1	Q2	Q3	Q4	OT	PTS
WASHINGTON	59	90	85	86	6	326
Opponents	65	126	48	117	3	359

SCORING	TD	Ru	Pa	Rt	PAT	FG	2-Pt.	TP
Murray	0	0	0	0	33/33	27/36	0	114
Allen	11	10	1	0	0/0	0/0	0	66
WASHINGTON	35	15	16	4	33/33	27/36	1	326
Opponents	42	18	20	4	39/40	22/27	0	359

RUSHING	No.	Yards	Avg.	Lg	TD
Allen	338	1,309	3.9	28	10
Mitchell	46	301	6.5	36t	1
WASHINGTON	469	1,956	4.2	58t	15
Opponents	483	2,132	4.4	55t	18

RECEIVING	No.	Yards	Avg.	Lg	TD
Ellard	56	1,005	17.9	58	5
Mitchell	38	324	8.5	22t	1
Westbrook	34	522	15.4	45	1
WASHINGTON	265	3,496	13.2	73t	16
Opponents	338	3,403	10.1	59t	20

INTERCEPTIONS	No.	Yards	Avg.	Lg	TD
Carter	4	116	29.0	51t	1
Green	3	42	14.0	22	1
Richard	3	24	8.0	24	0
WASHINGTON	16	250	15.6	51t	2
Opponents	20	338	16.9	75t	3

PUNTING	No.	Yards	Avg.	Net	TB	In	Lg	Blk
Turk	74	3,140	42.4	37.7	9	29	60	0
Opponents	72	2,984	41.4	35.1	7	25	60	1

PUNT RETURNS	Ret	FC	Yards	Avg.	Lg	TD
Mitchell	25	15	315	12.6	59t	1
WASHINGTON	26	15	315	12.1	59t	1
Opponents	26	13	173	6.7	35	0

KICKOFF RETURNS	No.	Yards	Avg.	Lg	TD
Mitchell	55	1,408	25.6	59	0
WASHINGTON	68	1,646	23.9	59	0
Opponents	70	1,434	20.5	91t	1

FIELD GOALS	1-19	20-29	30-39	40-49	50+
Murray	1/1	9/9	10/13	6/11	1/2
WASHINGTON	1/1	9/9	10/13	6/11	1/2
Opponents	1/1	5/5	10/10	6/7	0/4

DEFENSE	T	S	A	TFL	PD	FF	FR
Patton	103	54	4	161	2	4	1
Stephens	77	75	4	153	4	2	1
Harvey	78	38	16	132	5	3	2

SACKS: Ken Harvey 7.5, Sterling Palmer 4.5, Tim Johnson 3.0, Rich Owens 3.0, Marc Boutte 2.0, William Gaines 2.0, Marvucs Patton 2.0, Tony Woods 2.0, Mike Flores 1.0, Keith Taylor 1.0, Scott Turner 1.0

NOTABLE
Record (Finish): 6-10 (3rd NFC East)

National Honors: KR Brian Mitchell: Pro Bowl, First Team AP, College & Pro Football Weekly, PFWA, Second Team Football Digest, The Sporting News, USA Today, Second Team Football News; LB Ken Harvey: Pro Bowl, First Team Sports Illustrated, USA Today, Second Team AP, Football Digest, Football News, UPI All-NFC; RB Terry Allen: Second Team UPI All-NFC

Starters: Offense: WR Michael Westbrook [9], WR Leslie Shepherd [4], WR Olanda Truitt [2], LT Jim Lachey [3], LT Joe Patton [13], LG Ray Brown [16], C John Geseke [12], C Vernice Smith [2], C Cory Raymer [2], RG Tré Johnson [9], G John Geseke [4], G Vernice Smith [3], RT Ed Simmons [16], TE Scott Galbraith [16], TE James Jenkins [4], TE Jamie Asher [2], TE Coleman Bell [1], WR Henry Ellard [15], WR Tydus Winans [1], QB Gus Frerotte [11], QB Heath Shuler [5], RB Terry Allen [16], FB Marc Logan [10], FB Brian Mitchell [1]

Defense: LE Tony Woods [16], LT Marc Boutte [16], RT William Gaines [11], RT Tim Johnson [5], RE Sterling Palmer [13], RE Rich Owens [3], LLB Ken Harvey [16], MLB Rod Stephens [16], RLB Marvucs Patton [16], LCB Tom Carter [16], RCB Darrell Green [16], SS James Washington [12], SS Keith Taylor [4], FS Stanley Richard [16]

PASSING	Att	Comp	Yards	Cmp%	Yards/Att	TD	TD%	Int	Int%	Long	Sack/Lost	Rating
Frerotte	396	199	2,751	50.3	6.9	13	3.3	13	3.3	73	23/192	70.2
Shuler	125	66	745	52.8	5.9	3	2.4	7	5.6	44	13/76	55.6
WASHINGTON	521	265	3,496	50.9	6.7	16	3.1	20	3.8	73	36/268	66.7
Opponents	546	338	3,403	61.9	6.2	20	3.7	16	2.9	59	30/135	79.6

YEARLY STATS

1996 (9-7) // COACH NORV TURNER

Sept. 1	L	14-17	Philadelphia	53,415
Sept. 8	W	10-3	Chicago	52,711
Sept. 15	W	31-10	at New York Giants	71,693
Sept. 22	W	17-10	at St. Louis	62,303
Sept. 29	W	31-16	New York Jets	52,068
Oct. 13	W	27-22	at New England	59,638
Oct. 20	W	31-21	New York Giants	52,638
Oct. 27	W	31-16	Indianapolis	54,254
Nov. 3	L	13-38	at Buffalo	78,002
Nov. 10	L	34-37 (OT)	Arizona	51,929
Nov. 17	W	26-21	at Philadelphia	66,834
Nov. 24	L	16-19 (OT)	San Francisco	54,235
Nov. 28	L	10-21	at Dallas	64,955
Dec. 8	L	10-24	at Tampa Bay	44,733
Dec. 15	L	26-27	at Arizona	34,260
Dec. 22	W	37-10	Dallas	65,454

TOTAL FIRST DOWNS

Rushing	106
Passing	174
Penalty	27

Redskins	Opponents
307	358
106	146
174	191
27	21

POSSESSION AVG.

27:32	32:28
-------	-------

TOTAL NET YARDS

Avg. Per Game	5,229
Total Plays	326.8
Avg. Per Play	960
	5.4

5,229	5,723
326.8	357.7
960	1,114
5.4	5.1

NET YARDS RUSHING

Avg. Per Game	1,910
Total Rushes	119.4
	467

1,910	2,275
119.4	142.2
467	520

NET YARDS PASSING

Avg. Per Game	3,319
Sacked/Yards Lost	207.4
Gross Yards	22/134
Attempts/Completions	3,453
Completion Pct.	471/270
Had Intercepted	57.3
	11

3,319	3,655
207.4	215.5
22/134	34/207
3,453	3,655
471/270	560/325
57.3	58.0
11	21

PUNT/AVERAGE

77/45.1	68/44.0
---------	---------

NET PUNTING AVG.

38.9	38.4
------	------

PENALTIES/YARDS

95/740	102/867
--------	---------

FUMBLES/LOST

21/7	27/9
------	------

TOUCHDOWNS

Rushing	41
Passing	27
Returns	12
	2

33	20
20	20
1	1

SCORE BY PERIODS

	Q1	Q2	Q3	Q4	OT	PTS
WASHINGTON	56	123	97	88	0	364
Opponents	39	110	68	89	6	312

SCORING

	TD	Ru	Pa	Rt	PAT	FG	2-Pt.	TP
Allen	21	21	0	0	0/0	0/0	0	126
Blanton	0	0	0	0	40/40	26/32	0	118
Shepherd	5	2	3	0	0/0	0/0	0	30
Asher	4	0	4	0	0/0	0/0	0	24
WASHINGTON	41	27	12	2	40/40	26/32	0	364
Opponents	33	20	12	1	31/31	27/38	0	312

RUSHING

	No.	Yards	Avg.	Lg	TD
Allen	347	1,353	3.9	49t	21
Mitchell	39	193	4.9	32	0
Davis	23	139	6.0	39t	2
WASHINGTON	467	1,910	4.1	49t	27
Opponents	520	2,275	4.4	57	20

PASSING

	Att	Comp	Yards	Cmp%	Yards/Att
Frerotte	470	270	3,453	57.4	7.3
WASHINGTON	471	270	3,453	57.3	7.3
Opponents	560	235	3,655	58.0	6.5

RECEIVING	No.	Yards	Avg.	Lg	TD
Ellard	52	1,014	19.5	51	2
Asher	42	481	11.5	34	4
Westbrook	34	505	14.9	45	1
WASHINGTON	270	3,453	12.8	52t	12
Opponents	325	3,655	11.2	64t	12

INTERCEPTIONS	No.	Yards	Avg.	Lg	TD
Carter	5	24	4.8	24	0
Green	3	84	28.0	68t	1
Richard	3	47	15.7	42	0
WASHINGTON	21	214	10.2	68t	1
Opponents	11	154	14.0	40t	0

PUNTING	No.	Yards	Avg.	Net	TB	In	Lg	Blk
Turk	75	3,386	45.1	39.2	11	25	63	0
WASHINGTON	77	3,470	45.1	38.9	12	25	63	0
Opponents	68	2,990	44.0	36.4	13	15	72	0

PUNT RETURNS	Ret	FC	Yards	Avg.	Lg	TD
Mitchell	23	16	258	11.2	71	0
Opponents	35	5	235	6.7	28	0

KICKOFF RETURNS	No.	Yards	Avg.	Lg	TD
Mitchell	56	1,258	22.5	50	0
WASHINGTON	65	1,401	21.6	50	0
Opponents	76	1,610	21.2	63	0

FIELD GOALS	1-19	20-29	30-39	40-49	50+
Blanton	2/2	13/13	7/7	2/7	2/3
Opponents	3/3	9/9	10/14	4/10	1/2

DEFENSE	T	S	A	TFL	PD	FF	FR
M. Patton	181	99	76	6	6	2	1
Stephens	167	87	71	9	6	0	1
Harvey	123	75	39	9	2	1	2

SACKS: Rich Owens 11.0, Ken Harvey 9.0, Dexter Nottage 5.0, Sean Gilbert 3.0, Marcus Patton 2.0, Rod Stephens 1.0, Tony Woods 1.0, Sterling Palmer 1.0, Brian Walker 1.0

NOTABLE

Record (Finish): 6-10 (3rd NFC East)

National Honors: RB Terry Allen: Pro Bowl, UPI All NFC, AP All-Pro; G Bob Dahl: UPI All-NFC; QB Gus Frerotte: Pro Bowl; CB Darrell Green: Pro Bowl; LB Ken Harvey: Pro Bowl, UPI All-NFC; P Matt Turk: Pro Bowl, AP All-Pro, College & Pro Football Newsweekly, Football Digest All-Pro, Football News All-NFC, UPI All-NFC

Starters: Offense: WR Henry Ellard (16), LT/LG/RG Joe Patton (15/1/1); LT Shar Pourdanesh (3); LG Tré Johnson (15); C Jeff Uhlenhake (11); C Cory Raymer (5); RG Bob Dahl (15); TE Jamie Asher (12); TE Scott Galbraith (6); TE James Jenkins (6); WR Leslie Shepherd (6); WR Michael Westbrook (6); WR Bill Brooks (2); QB Gus Frerotte (16); RB Terry Allen (16); FB Marc Logan (9); FB Brian Mitchell (1)

Defense: LE Tony Woods (7); LE Sterling Palmer (6); LE Dexter Nottage (3); LT Marc Boutte (10); LT William Gaines (6); RT Sean Gilbert (16); RE Rich Owens (16); LLB Ken Harvey (16); MLB Rod Stephens (15); MLB Parise Alexander (1); RLB Marcus Patton (16); LCB Tom Carter (16); RCB Darrell Green (16); SS/FS Darryl Morrison (11/1); Brian Walker (4); Darryl Pounds (1); FS Stanley Richard (15)

YEARLY STATS

1997 (8-7-1) // COACH NORV TURNER

Aug. 31	W	24-10	at Carolina	72,633
Sept. 7	L	13-14	at Pittsburgh	58,059
Sept. 14	W	19-13 (OT)	Arizona	78,270
Sept. 28	W	24-13	Jacksonville	74,421
Oct. 5	L	10-24	at Philadelphia	67,008
Oct. 13	W	21-16	Dallas	76,159
Oct. 19	L	14-28	at Tennessee	31,042
Oct. 26	L	17-20	Baltimore	75,067
Nov. 2	W	31-8	at Chicago	53,032
Nov. 9	W	30-7	Detroit	75,261
Nov. 16	L	14-17	at Dallas	75,261
Nov. 23	T	7-7 (OT)	New York Giants	75,703
Nov. 30	L	20-23	St. Louis	74,772
Dec. 7	W	38-28	at Arizona	41,537
Dec. 13	L	10-30	at New York Giants	77,571
Dec. 21	W	35-32	Philadelphia	75,939

	Redskins	Opponents
TOTAL FIRST DOWNS	300	292
Rushing	86	129
Passing	192	149
Penalty	22	14
POSSESSION AVG.	29:27	30:33
TOTAL NET YARDS	4,998	5,030
Avg. Per Game	312.4	314.4
Total Plays	1,033	1,058
Avg. Per Play	4.8	4.8
NET YARDS RUSHING	1,615	2,212
Avg. Per Game	100.9	138.8
Total Rushes	453	508
NET YARDS PASSING	3,383	2,818
Avg. Per Game	211.4	176.1
Sacked/Yards Lost	33/198	37/280
Gross Yards	3,581	3,098
Attempts/Completions	547/282	513/267
Completion Pct.	51.7	52.0
Had Intercepted	20	16
PUNT/AVERAGE	85/44.6	95/42.5
NET PUNTING AVG.	39.2	35.3
PENALTIES/YARDS	78/639	96/849
FUMBLES/LOST	21/7	36/14
TOUCHDOWNS	40	32
Rushing	12	15
Passing	22	14
Returns	6	3

SCORE BY PERIODS	Q1	Q2	Q3	Q4	OT	PTS
WASHINGTON	62	101	80	78	6	327
Opponents	64	74	53	98	0	289

SCORING	TD	Ru	Pa	Rt	PAT	FG	2-Pt.	TP
Blanton	0	0	0	0	34/34	16/24	0	82
Allen	5	4	1	0	0/0	0/0	0	30
Shepherd	5	0	5	0	0/0	0/0	0	30
WASHINGTON	40	12	22	6	39/39	16/24	0	327
Opponents	32	15	14	3	28/28	21/25	0	289

RUSHING	No.	Yards	Avg.	Lg	TD
Allen	210	724	3.4	34	4
Davis	141	567	4.0	18	3
Mitchell	23	107	4.7	26	1
WASHINGTON	453	1,615	3.6	34	12
Opponents	508	2,212	4.4	51t	15

PASSING	Att	Comp	Yards	Cmp%	Yards/Att	TD	TD%	Int	Int%	Long	Sack/Lost	Rating
Frerotte	402	204	2,682	50.7	6.6	17	4.2	12	3.0	52	23/146	73.8
Hostetler	144	79	899	54.9	6.2	5	3.5	10	6.9	69	10/52	58.5
WASHINGTON	547	283	3,581	51.7	6.5	22	4.0	22	4.0	69	33/198	69.1
Opponents	513	267	3,098	52.0	6.0	14	2.7	16	3.1	52	37/280	66.7

RECEIVING	No.	Yards	Avg.	Lg	TD
Asher	49	474	9.7	24	1
Mitchell	36	438	12.2	69	1
Westbrook	34	559	16.4	40t	3
Bowie	34	388	11.4	39t	2
WASHINGTON	283	3,581	12.7	69	22
Opponents	267	3,098	11.6	52	14

INTERCEPTIONS	No.	Yards	Avg.	Lg	TD
Dishman	4	47	11.8	29t	1
Richard	4	28	7.0	23	0
WASHINGTON	16	222	13.9	83t	3
Opponents	22	262	11.9	35t	1

PUNTING	No.	Yards	Avg.	Net	TB	In	Lg	Blk
Turk	84	3,788	45.1	39.2	11	32	62	1
Opponents	95	4,038	42.5	35.3	12	33	59	0

PUNT RETURNS	Ret	FC	Yards	Avg.	Lg	TD
Mitchell	38	23	442	11.6	63t	1
Opponents	33	18	237	7.2	37	0

KICKOFF RETURNS	No.	Yards	Avg.	Lg	TD
Mitchell	47	1,094	23.3	97t	1
REDSKINS	59	1,283	21.7	97t	1
Opponents	67	1,515	22.6	57	0

FIELD GOALS	1-19	20-29	30-39	40-49	50+
Blanton	2/2	4/4	5/6	4/8	1/4
Opponents	1/1	6/6	7/8	6/8	1/2

DEFENSE	T	S	A	TFL	PD	FF	FR
Richard	181	125	55	1	12	0	1
Patton	175	129	43	3	4	4	1
Campbell	162	110	47	5	11	1	1

SACKS: Ken Harvey 9.5, Marcus Patton 4.0, Chris Mims 4.0, Greg Jones 4.0, Rich Owens 3.5, Jamal Duff 2.0, Derek Smith 2.0, Marc Boutte 2.0, Darryl Pounds 2.0, Chris Zorich 1.0, Cris Dishman 1.0, Kenard Lang 1.0, Team 1.0

**NOTABLE
Record (Finish):** 8-7-1 (2nd NFC East)

National Honors: CB Cris Dishman: Pro Bowl; CB Darrell Green: Pro Bowl, College 6 Pro Football Weekly All-Pro; LB Ken Harvey: Pro Bowl; P Matt Turk: Pro Bowl, Sports Illustrated All-Pro, Pro Football Weekly All-NFC, The Sporting News All-Pro, Football News All-NFC, Football Digest All-NFL Second Team, USA Today All-Pro; LB Derek M. Smith: Football News All-Rookie

Starters: Offense: WR Michael Westbrook [9], WR Albert Connell [1], LT/RT Shar Pourdanesh [10/4], LT/LG Joe Patton [6/10], LG/RG Tré Johnson [6/5], C Jeff Uhlenhake [13], C Cory Raymer [3], RG Bob Dahl [8], RG Brad Badger [1], RT Ed Simmons [12], TE Jamie Asher [13], TE James Jenkins [5], TE Darryl Ashmore [2], WR Leslie Shepherd [9], WR Henry Ellard [11], QB Gus Frerotte [13], QB Jeff Hostetler [3], RB Terry Allen [10], RB Stephen Davis [6] FB Larry Bowie [12], FB Marc Logan [1], FB Brian Mitchell [1]

Defense: LE Kenard Lang [11], LE Jamal Duff [5], LT Chris Mims [7], LT Ryan Kuehl [5], LT/RT William Gaines [4/2], RT Marc Boutte [14], RE Rich Owens [15], RE Kelvin Kinney [1], LLB Ken Harvey [14], LLB Greg Jones [3], MLB Marcus Patton [16], RLB Derek Smith [16], LCB Cris Dishman [15], RCB Darrell Green [16], SS Jesse Campbell [16], FS Stanley Richard [16]

YEARLY STATS

1998 (6-10) // COACH NORV TURNER

Sept. 6	L	24-31	at New York Giants	76,629
Sept. 14	L	10-45	San Francisco	76,798
Sept. 20	L	14-24	at Seattle	63,336
Sept. 27	L	16-38	Denver	71,880
Oct. 4	L	10-31	Dallas	72,284
Oct. 11	L	12-17	at Philadelphia	66,183
Oct. 18	L	7-41	at Minnesota	64,004
Nov. 1	W	21-14	New York Giants	67,976
Nov. 8	L	27-29	at Arizona	43,159
Nov. 15	W	28-3	Philadelphia	67,704
Nov. 22	L	42-45	Arizona	66,435
Nov. 29	W	29-19	at Oakland	41,409
Dec. 6	W	24-20	San Diego	65,713
Dec. 13	W	28-25	at Carolina	66,309
Dec. 19	W	20-16	Tampa Bay	63,565
Dec. 27	L	7-23	at Dallas	

	Redskins	Opponents
TOTAL FIRST DOWNS	295	303
Rushing	84	127
Passing	186	152
Penalty	25	24
3rd Down: Made/Att	68/215	88/231
3rd Down: Pct.	31.6	38.1
4th Down: Made/Att	5/15	6/15
4th Down: Pct.	33.3	40.0
POSSESSION AVG.	28:34	31:26
TOTAL NET YARDS	5,010	5,354
Avg. Per Game	313.1	334.6
Total Plays	1,027	1,057
Avg. Per Play	4.9	5.1
NET YARDS RUSHING	1,685	2,436
Avg. Per Game	105.3	152.3
Total Rushes	401	531
NET YARDS PASSING	3,325	2,918
Avg. Per Game	207.8	182.4
Sacked/Yards Lost	61/399	33/194
Gross Yards	3,724	3,112
Attempts/Completions	565/304	493/281
Completion Pct.	53.8	57.0
Had Intercepted	14	13
PUNT/AVERAGE	97/43.5	92/43.1
NET PUNTING AVG.	38.9	35.2
PENALTIES/YARDS	112/975	95/824
FUMBLES/LOST	27/15	17/8
TOUCHDOWNS	40	50
Rushing	15	24
Passing	24	21
Returns	1	5

SCORE BY PERIODS	Q1	Q2	Q3	Q4	OT	PTS
WASHINGTON	94	80	57	88	0	319
Opponents	92	133	93	103	0	421

SCORING	TD	Ru	Pa	Rt	PAT	FG	2-Pt.	TP
Blanchard	0	0	0	0	30/31	11/17	0	63
Shepherd	9	1	8	0	0/0	0/0	0	56
Hicks	8	8	0	0	0/0	0/0	0	48
WASHINGTON	40	15	24	1	36/37	13/23	1	319
Opponents	50	24	21	5	46/46	23/28	1	421

RUSHING	No.	Yards	Avg.	Lg	TD
Allen	148	700	4.7	45	2
Hicks	122	433	3.5	28	8
WASHINGTON	401	1,685	4.2	45	15
Opponents	531	2,436	4.6	55	24

PASSING	Att	Comp	Yards	Cmp%	Yards/Att
T. Green	509	278	3,441	54.6	6.8
Frerotte	54	25	382	46.3	5.2
WASHINGTON	565	304	3,724	53.8	6.6
Opponents	493	281	3,112	57.0	6.3

RECEIVING	No.	Yards	Avg.	Lg	TD
Westbrook	44	736	16.7	75t	6
Mitchell	44	306	7.0	24	0
Shepherd	43	712	16.6	43t	8
WASHINGTON	304	3,724	122.3	75t	24
Opponents	281	3,112	11.1	63	21

INTERCEPTIONS	No.	Yards	Avg.	Lg	TD
L. Evans	3	77	25.7	54	0
D. Green	3	36	12.0	36	0
WASHINGTON	13	190	14.6	54	0
Opponents	14	169	12.1	55t	2

PUNTING	No.	Yards	Avg.	Net	TB	In	Lg	Blk
Turk	93	4,103	44.1	39.0	9	33	69	1
WASHINGTON	97	4,216	43.5	38.9	9	34	69	1
Opponents	92	3,966	43.1	35.2	11	20	64	0

PUNT RETURNS	Ret	FC	Yards	Avg.	Lg	TD
Mitchell	44	18	506	11.5	47	0
Opponents	32	16	261	8.2	40	0

KICKOFF RETURNS	No.	Yards	Avg.	Lg	TD
Mitchell	59	1,337	22.7	101t	1
WASHINGTON	70	1,512	21.6	101t	1
Opponents	61	1,569	25.7	90t	2

FIELD GOALS	1-19	20-29	30-39	40-49	50+
Blanchard	0/0	2/2	6/8	2/5	1/2
WASHINGTON	0/0	2/2	7/10	3/9	1/2
Opponents	1/1	10/11	5/6	7/9	0/1

DEFENSE	T	S	A	TFL	PD	FF	FR
Patton	192	134	55	3	6	1	1
Smith	157	103	49	5	3	1	1
Evans	114	74	37	3	6	0	1

SACKS: Dan Wilkinson 7.5, Kenard Lang 7.0, Marvucus Patton 3.0, Jamal Duff 3.0, N.D. Kalu 3.0, Marc Boutte 2.0, Ken Harvey 2.0, Dana Stubblefield 1.5, Greg Jones 1.0, Kelvin Kinney 1.0, Derek Smith 1.0, Leomont Evans 1.0

NOTABLE Record (Finish): 6-10 (4th NFC East)

National Honors: P Matt Turk: Pro Bowl, AP Second Team, Sports Illustrated All-Pro, Pro Football Weekly All-NFC, Football News All-NFC, Football Digest All-NFL Second Team

Starters: Offense: WR Michael Westbrook (10), WR Albert Connell (5), LT/LG/RG Brad Badger (10/5/1) LT/RT Shar Pourdanesh (1/14), LG Tré Johnson (10), C Cory Raymer (16), RG/RT/LG Joe Patton (4/5/1), RG Rod Milstead (11), RT/LT Shar Pourdanesh (14/1), RT Troy Drake (20), TE Jamie Asher (7), TE Stephen Alexander (5), TE James Jenkins (4), WR Leslie Shepherd (16), QB Trent Green (14), QB Gus Frerotte (2), RB Terry Allen (9), RB Skip Hicks (5), FB/RB Stephen Davis (11/1), FB Larry Bowie (4), FB Mike Sellers (1)

Defense: LE Kenard Lang (16), LT Dan Wilkinson (16), RT Dana Stubblefield (7), RT Doug Brown (8), RT Marc Boutte (1), RE Kelvin Kinney (12), RE Jamal Duff (3), Ndukwe Kalu (1), LLB Ken Harvey (9), LLB Greg Jones (5), LLB Shawn Barber (1), MLB Marvucus Patton (16), RLB Derrek Smith (16), LCB Cris Dishman (16), RCB Darrell Green (16), SS Jesse Campbell (3), SS/FS Leomont Evans (12/1), SS/FS Stanley Richard (14/1), FS Darryl Pounds (2)

	TD	TD%	Int	Int%	Long	Sack/Lost	Rating
T. Green	23	4.5	11	2.2	75	49/338	81.8
Frerotte	1	1.9	3	5.6	22	12/61	45.5
WASHINGTON	24	4.2	14	2.5	75	61/399	78.2
Opponents	21	4.3	13	2.6	63	33/194	79.1

YEARLY STATS

1999 (10-6) // COACH NORV TURNER

Sept. 12	L	35-41	Dallas	79,237
Sept. 19	W	50-21	at New York Giants	77,622
Sept. 26	W	27-20	at New York Jets	78,161
Oct. 3	W	38-36	Carolina	76,831
Oct. 17	W	24-10	at Arizona	55,893
Oct. 24	L	20-38	at Dallas	64,377
Oct. 31	W	48-22	Chicago	77,621
Nov. 7	L	17-34	Buffalo	78,721
Nov. 14	L	28-35	at Philadelphia	66,591
Nov. 21	W	23-13	New York Giants	78,641
Nov. 28	W	20-17	Philadelphia	74,741
Dec. 5	L	17-33	at Detroit	77,693
Dec. 12	W	28-3	Arizona	75,851
Dec. 19	L	21-24	at Indianapolis	57,013
Dec. 26	W	26-20	at San Francisco	68,329
Jan. 2	W	21-10	Miami	78,106
Playoffs				
Jan. 8	W	27-13	Detroit	79,411
Jan. 15	L	13-14	at Tampa Bay	65,835

	Redskins	Opponents
TOTAL FIRST DOWNS	338	322
Rushing	121	107
Passing	183	193
Penalty	34	22
3rd Down: Made/Att	77/203	91/232
3rd Down Pct.	37.9	39.2
4th Down: Made/Att	9/18	11/21
4th Down Pct.	50.0	52.4
POSSESSION AVG.	29:33	30:27
TOTAL NET YARDS	5,965	5,705
Avg. Per Game	372.8	356.6
Total Plays	1,031	1,068
Avg. Per Play	5.8	5.3
NET YARDS RUSHING	2,039	1,973
Avg. Per Game	127.4	123.3
Avg. Per Attempt	4.4	4.5
Total Rushes	463	439
NET YARDS PASSING	3,926	3,732
Avg. Per Game	245.4	233.3
Avg. Per Play	6.91	5.93
Sacked/Yards Lost	31/186	40/221
Gross Yards	4,112	3,953
Attempts/Completions	537/324	589/328
Completion Pct.	60.3	55.7
Had Intercepted	14	24
PUNT/AVERAGE	71/41.2	74/42.7
NET PUNTING AVG.	34.2	37.1
PENALTIES/YARDS	104/808	102/1137
FUMBLES/LOST	31/11	22/13
TOUCHDOWNS	54	43
Rushing	23	16
Passing	26	23
Returns	5	4

SCORE BY PERIODS	Q1	Q2	Q3	Q4	OT	PTS
WASHINGTON	82	162	100	90	9	443
Opponents	78	89	63	141	6	377

SCORING	TD	Ru	Pa	Rt	PAT	FG	2-Pt.	TP
Conway	0	0	0	0	49/50	22/32	0	115
Davis	17	17	0	0	0/0	0/0	0	104
Westbrook	9	0	9	0	0/0	0/0	0	56
WASHINGTON	54	23	26	0	49/50	22/32	0	443
Opponents	43	16	23	4	38/38	25/30	0	377

RUSHING	No.	Yards	Avg.	Lg	TD
Davis	290	1,405	4.8	76t	17
Hicks	78	257	3.3	24	3
WASHINGTON	463	2,039	4.4	76	23
Opponents	439	1,973	4.5	60	16

PASSING	Att	Comp	Yards	Cmp%	Yards/Att	TD	TD%	Int	Int%	Long	Sack/Lost	Rating
B. Johnson	519	316	4,005	60.9	7.7	24	4.6	13	2.5	65	29/177	90.0
Peete	17	8	107	47.1	6.3	2	11.8	1	5.9	30	2/9	82.2
WASHINGTON	537	324	4,112	60.3	7.7	26	4.8	14	2.6	65	31/186	89.5
Opponents	589	328	3,953	55.7	6.7	23	3.9	24	4.1	76	40/221	72.5

RECEIVING	No.	Yards	Avg.	Lg	TD
Centers	69	544	7.9	33t	3
Westbrook	65	1,191	18.3	65t	9
Connell	62	1,132	18.3	62t	7
WASHINGTON	324	4,112	12.7	65t	26
Opponents	328	3,953	12.1	76	23

INTERCEPTIONS	No.	Yards	Avg.	Lg	TD
Stevens	6	61	10.2	25	0
Bailey	5	5.5	11.0	59t	1
WASHINGTON	24	375	15.6	68	3
Opponents	14	129	9.2	29	2

PUNTING	No.	Yards	Avg.	Net	TB	In	Lg	Blk
Turk	62	2,564	41.4	35.6	10	16	57	0
Hansen	9	362	40.2	24.7	1	1	49	0
WASHINGTON	71	2,926	41.2	34.2	11	17	57	0
Opponents	71	3,158	42.7	37.1	4	20	62	0

PUNT RETURNS	Ret	FC	Yards	Avg.	Lg	TD
Mitchell	40	14	332	8.3	33	0
WASHINGTON	41	14	332	8.1	33	0
Opponents	27	11	278	10.3	70	2

KICKOFF RETURNS	No.	Yards	Avg.	Lg	TD
Mitchell	43	893	20.8	45	0
WASHINGTON	63	1,290	20.5	95t	1
Opponents	77	1,772	23.0	89t	1

FIELD GOALS	1-19	20-29	30-39	40-49	50+
Conway	0/0	7/9	6/7	6/7	3/9
WASHINGTON	0/0	7/9	6/7	6/7	3/9
Opponents	0/0	6/6	8/9	9/12	2/3

DEFENSE	T	S	A	TFL	PD	FF	FR
Shade	166	119	43	4	10	0	1
D. Smith	127	83	33	11	7	0	1
Evans	99	55	43	0	7	0	1

SACKS: Dan Wilkinson 8.0, Marco Coleman 6.5, Kenard Lang 6.0, N.D. Kalu 3.5, Anthony Cook 3.0, Dana Stubblefield 3.0, Mark McMillian LG 1.5, Sam Shade 1.5, Champ Bailey 1.0, Shawn Barber 1.0, Marc Boutte 1.0, Darryl Pounds 1.0, Derek Smith 1.0, Matt Stevens 1.0, James Francis 0.5, Greg Jones 0.5

NOTABLE Record (Finish): 10-6 (1st NFC East)

National Honors: FB Larry Centers [16], LT Andy Heck [16], RT Jon Jansen [16], QB Brad Johnson [16], RG Tre Johnson [16], C Cory Raymer [16], WR Michael Westbrook [16], TE Stephen Alexander [15], WR Albert Connell [15], RB Stephen Davis [14], LG Keith Sims [11], LG Brad Badger [5], RB Skip Hicks [2], WR Irving Fryar [1], FB/TE Mike Sellers [1]

Starters: Defense: FB Larry Centers [16], LT Andy Heck [16], RT Jon Jansen [16], QB Brad Johnson [16], RG Tre Johnson [16], C Cory Raymer [16], WR Michael Westbrook [16], TE Stephen Alexander [15], WR Albert Connell [15], RB Stephen Davis [14], LG Keith Sims [11], LG Brad Badger [5], RB Skip Hicks [2], WR Irving Fryar [1], FB/TE Mike Sellers [1]

Defense: LCB Champ Bailey [16], RLB Shawn Barber [16], RE Marco Coleman [16], RCB Darrell Green [16], SS Sam Shade [15], MLB Derek Smith, RT Dana Stubblefield [16], LT Dan Wilkinson [16], FS Leomont Evans [15], LLB Greg Jones [15], LE Kenard Lang [9], LE Anthony Cook [7], LLB James Francis [1], FS Matt Stevens [1]

YEARLY STATS

2000 (8-8) // COACHES NORV TURNER (13) AND TERRY ROBISKIE (3)

Sept. 3	W	20-17	Carolina	80,257
Sept. 10	L	10-15	at Detroit	74,159
Sept. 18	L	21-27	Dallas	84,431
Sept. 24	W	16-6	at New York Giants	78,216
Oct. 1	W	20-17 (OT)	Tampa Bay	83,532
Oct. 8	W	17-14	at Philadelphia	65,491
Oct. 15	W	10-3	Baltimore	83,252
Oct. 22	W	35-16	at Jacksonville	69,061
Oct. 30	L	21-27	Tennessee	83,472
Nov. 5	L	15-16	at Arizona	44,723
Nov. 20	W	33-20	at St. Louis	66,087
Nov. 26	L	20-23	Philadelphia	83,284
Dec. 3	L	7-9	New York Giants	83,485
Dec. 10	L	13-32	at Dallas	63,467
Dec. 16	L	3-24	at Pittsburgh	58,183
Dec. 24	W	20-3	Arizona	65,711

	Redskins	Opponents
TOTAL FIRST DOWNS	308	254
Rushing	98	97
Passing	185	134
Penalty	25	23
3rd Down: Made/Att	84/213	72/205
3rd Down Pct.	39.4	35.1
4th Down: Made/Att	4/10	4/10
4th Down Pct.	40.0	40.0
POSSESSION AVG.	31:27	28:33
TOTAL NET YARDS	5,396	4,474
Avg. Per Game	337.3	279.6
Total Plays	1,038	937
Avg. Per Play	5.2	4.8
NET YARDS RUSHING	1,748	1,853
Avg. Per Game	109.3	115.8
Total Rushes	446	430
NET YARDS PASSING	3,648	2,621
Avg. Per Game	228.0	163.8
Sacked/Yards Lost	32/244	45/283
Gross Yards	3,892	2,904
Attempts/Completions	560/342	462/254
Completion Pct.	61.1	55.0
Had Intercepted	21	17
PUNTS/AVERAGE	79/40.0	79/42.9
NET PUNTING AVG	34.4	35.8
PENALTIES/YARDS	115/1,009	106/790
FUMBLES/LOST	22/12	28/16
TOUCHDOWNS	32	26
Rushing	14	9
Passing	18	12
Returns	0	5

	Q1	Q2	Q3	Q4	OT	PTS
WASHINGTON	65	80	54	79	3	281
Opponents	63	91	39	76	0	269

	TD	Ru	Pa	Rt	PAT	FG	2-Pt.	TP
Davis	11	11	0	0	0/0	0/0	0	66
Murray	0	0	0	0	7/8	8/12	0	31
Fryar	5	0	5	0	0/0	0/0	0	30
WASHINGTON	32	14	18	0	27/29	20/30	0	281
Opponents	26	9	12	5	23/23	30/34	0	269

	No.	Yards	Avg.	Lg	TD
Davis	332	1,318	4.0	50t	11
Centers	19	103	5.4	14	0
Thrash	10	82	8.2	34	0
Hicks	29	78	2.7	12	1
WASHINGTON	445	1,748	3.9	50t	14
Opponents	430	1,863	4.3	54	9

	Att	Comp	Yards	Cmp%	Yards/Att	TD	TD%	Int	Int%	Long	Sack/Lost	Rating
B. Johnson	364	227	2,505	62.4	6.9	11	3.0	15	4.1	77t	20/150	75.6
George	194	113	1,389	58.2	7.2	7	3.6	6	3.1	50	12/94	79.6
WASHINGTON	560	342	3,892	61.1	7.0	18	3.2	21	3.8	77t	32/244	77.0
Opponents	462	254	2,904	55.0	6.3	12	2.6	17	3.7	76t	45/283	67.4

	No.	Yards	Avg.	Lg	TD
RECEIVING					
Centers	81	600	7.4	26	3
Thrash	50	653	13.1	50	2
Alexander	47	510	10.9	30	2
Fryar	41	548	13.4	34t	5
WASHINGTON	343	3,892	11.3	77t	18
Opponents	254	2,904	11.4	76t	12

	No.	Yards	Avg.	Lg	TD
INTERCEPTIONS					
Bailey	5	48	9.6	48	0
Sanders	4	91	22.8	32	0
WASHINGTON	17	219	12.9	48	0
Opponents	21	374	17.8	81t	1

	No.	Yards	Avg.	Net	TB	In	Lg	Blk
PUNTING								
Barnhardt	79	3,160	40.0	34.4	5	23	53	0
Opponents	79	3,386	42.9	35.8	10	23	57	0

	Ret	FC	Yards	Avg.	Lg	TD
PUNT RETURNS						
Sanders	25	6	185	7.4	57	0
Thrash	10	6	106	10.6	25	0
WASHINGTON	36	13	356	9.9	57	0
Opponents	33	25	342	10.4	69t	2

	No.	Yards	Avg.	Lg	TD
KICKOFF RETURNS					
Thrash	45	1,000	22.2	49	0
Murrell	12	214	17.8	30	0
WASHINGTON	63	1,301	20.7	49	0
Opponents	60	1,529	25.5	92t	1

	1-19	20-29	30-39	40-49	50+
FIELD GOALS					
Murray	0/0	2/2	3/4	3/6	0/0
WASHINGTON	0/0	11/11	5/10	3/7	1/2
Opponents	1/1	9/10	11/11	6/8	3/4

	T	S	A	TFL	PD	FF	FR
DEFENSE							
Shade	143	92	51	1-5	7	0	4
D. Smith	124	84	40	1-5	3	1	1
Carrier	102	65	37	0	4	1	0

SACKS: Marco Coleman 12.0, Bruce Smith 10.0, Lavar Arrington 4.0, Dan Wilkinson 3.5, Kenard Lang 3.0, Dana Stubblefield 2.5, Shawn Barber 2.0, Eddie Mason 2.0, Sam Shade 1.0, N.D. Kalu 1.0, Kevin Mitchell 1.0, Nolan Harrison 1.0, Derek Smith 1.0, Greg Jones 1.0

NOTABLE Record (Finish): 8-8 [3rd NFC East]

National Honors: TE Stephen Alexander: Pro Bowl; LB LaVar Arrington: Pro Football Weekly All-Rookie Team, Football News All-Rookie Team; CB Champ Bailey: Pro Bowl, AP Second Team, Pro Football Weekly All-NFC Team, College & Pro Football Newsweekly Second Team, Football News All-NFC Team; DE Marco Coleman: Pro Bowl; RB Stephen Davis: Pro Bowl; OT Chris Samuels: Pro Football Weekly All-Rookie Team, Football News All-Rookie Team, Football Digest Top 16 Rookies

Starters: Offense: TE Stephen Alexander (16), C Mark Fischer (16), RT Jon Jansen (16), LT Chris Samuels (16), RB Stephen Davis (15), WR Albert Connell (13), LG Keith Sims (13), RG Jay Leeuwenburg (12), QB Brad Johnson (11), WR Irving Fryar (8), WR James Thrash (8), FB Larry Centers (6), FB Mike Sellers (6), QB Jeff George (5), TE James Jenkins (4), RG Tre Johnson (4), LG Andy Heck (2), WR Michael Westbrook (2), RB Skip Hicks (1), LG Michael Moore (1)

Defense: LCB Champ Bailey (16), LE Marco Coleman (16), Bruce Smith (16), Dan Wilkinson (16), FS Mark Carrier (15), Deion Sanders (15), LLB Shawn Barber (14), SS Sam Shade (14), MLB Derek M. Smith (14), RT Dana Stubblefield (14), RLB LaVar Arrington (11), RLB Greg Jones (4), FS Matt Stevens (4), CB Darrell Green (2), RT Nolan Harrison (2), LLB Eddie Mason (2), CB Tyrone Drakeford (1)

YEARLY STATS

2001 (8-8) // COACH MARTY SCHOTTENHEIMER

Sept. 9	L	3-30	at San Diego	60,629
Sept. 24	L	0-37	at Green Bay	59,771
Sept. 30	L	13-45	Kansas City	78,573
Oct. 7	L	9-23	at New York Giants	78,651
Oct. 15	L	7-9	at Dallas	63,941
Oct. 21	W	17-14 (OT)	Carolina	74,480
Oct. 28	W	35-21	New York Giants	80,316
Nov. 4	W	27-14	Seattle	82,352
Nov. 18	W	17-10	at Denver	74,622
Nov. 25	W	13-3	at Philadelphia	65,666
Dec. 2	L	14-20	Dallas	85,112
Dec. 9	W	20-10	at Arizona	40,056
Dec. 16	L	6-20	Philadelphia	84,936
Dec. 23	L	15-20	Chicago	78,864
Dec. 30	W	40-10	at New Orleans	70,020
Jan. 6	W	20-17	Arizona	61,721

	Redskins	Opponents
TOTAL FIRST DOWNS	241	271
Rushing	104	103
Passing	122	149
Penalty	15	19
3rd Down: Made/Att	79/223	76/210
3rd Down Pct.	35.4	36.2
4th Down: Made/Att	4/13	5/17
4th Down Pct.	30.8	29.4
POSSESSION AVG.	30:15	29:45
TOTAL NET YARDS	4,435	4,846
Avg. Per Game	277.2	302.9
Total Plays	960	982
Avg. Per Play	4.6	4.9
NET YARDS RUSHING	1,948	1,869
Avg. Per Game	121.8	116.8
Total Rushes	490	484
NET YARDS PASSING	2,487	2,977
Avg. Per Game	155.4	186.1
Sacked/Yards Lost	38/229	25/139
Gross Yards	2,716	3,116
Attempts/Completions	432/235	473/262
Completion Pct.	54.4	55.4
Had Intercepted	13	23
PUNTS/AVERAGE	91/41.5	77/42.3
NET PUNTING AVG.	34.7	34.7
PENALTIES/YARDS	104/828	83/672
FUMBLES/LOST	33/15	31/11
TOUCHDOWNS	25	33
Rushing	10	10
Passing	13	19
Returns	2	4

	Q1	Q2	Q3	Q4	OT	PTS
WASHINGTON	40	71	59	83	3	256
Opponents	61	104	34	104	0	303

	TO	Ru	Pa	Rt	PAT	FG	2-Pt.	TP
Conway	0	0	0	0	22/22	26/33	0	100
Davis	5	5	0	0	0/0	0/0	0	32
Gardner	4	0	4	0	0/0	0/0	0	24
Westbrook	4	0	4	0	0/0	0/0	0	24
WASHINGTON	25	10	13	2	22/22	26/33	1	256
Opponents	33	10	19	4	33/33	24/29	0	303

	No.	Yards	Avg.	Lg	TD
RUSHING					
Davis	356	1,432	4.0	32	5
Carter	63	308	4.9	30	3
Banks	47	152	3.2	17	2
WASHINGTON	490	1,948	4.0	32	10
Opponents	484	1,869	3.9	46	10

	Att	Comp	Yards	Cmp%	Yards/Att	TD	TD%	Int	Int%	Long	Sack/Lost	Rating
PASSING												
Banks	370	198	2,386	53.5	6.4	10	2.7	10	2.7	85t	29/173	71.3
George	42	23	168	54.8	4.0	0	0.0	3	7.1	17	6/38	34.6
Graham	19	13	131	68.4	6.9	2	10.5	0	0.0	16	2/16	122.9
WASHINGTON	432	235	2,716	54.4	6.3	13	3.0	13	3.0	85t	38/229	71.1
Opponents	473	262	3,116	55.4	6.6	19	4.0	23	4.9	64t	25/139	68.8

	No.	Yards	Avg.	Lg	TD
RECEIVING					
Westbrook	57	664	11.6	76t	4
Gardner	46	741	16.1	85t	4
Davis	28	205	7.3	29	0
WASHINGTON	235	2,716	11.6	85t	13
Opponents	262	3,116	11.9	64t	19

	No.	Yards	Avg.	Lg	TD
INTERCEPTIONS					
Smoot	5	36	7.2	36	0
Arrington	3	120	40.0	67t	1
Bailey	3	17	5.7	12	0
WASHINGTON	23	209	9.1	67t	1
Opponents	13	247	19.0	61t	2

	No.	Yards	Avg.	Net	TB	In	Lg	Blk
PUNTING								
Barker	90	3,747	41.6	34.8	9	27	59	0
WASHINGTON	91	3,775	41.5	34.7	9	28	59	0
Opponents	77	3,260	42.3	34.7	8	20	72	0

	Ret	FC	Yards	Avg.	Lg	TD
PUNT RETURNS						
Metcalf	33	5	412	12.5	89t	1
Lockett	5	3	14	2.8	11	0
WASHINGTON	41	10	431	10.5	89t	1
Opponents	44	16	434	9.9	84t	1

	No.	Yards	Avg.	Lg	TD
KICKOFF RETURNS					
Bates	49	1,150	23.5	41	0
WASHINGTON	65	1,354	20.8	41	0
Opponents	54	945	17.5	44	0

	1-19	20-29	30-39	40-49	50+
FIELD GOALS					
B.Conway	0/0	8/8	8/11	8/12	2/2
Opponents	0/0	9/9	10/10	3/7	2/3

	T	S	A	TFL	PD	FF	FR
DEFENSE							
Arrington	118	76	42	7-10	7	2	2
Mitchell	116	76	40	6-11	2	1	0
Shade	94	69	25	1-3	5	0	2

SACKS: Bruce Smith 5.0, Marco Coleman 4.5, Dan Wilkinson 4.0, Kenard Lang 4.0, Kevin Mitchell 2.0, Keith Lyle 1.0, David Terrell 1.0, Eddie Mason 1.0, Jerry DeLoach 1.0, Antonio Pierce 1.0, LaVar Arrington 0.5

NOTABLE
Record (Finish): 8-8 (2nd NFC East)

National Honors: LB LaVar Arrington: Pro Bowl, AP Second Team, Sports Illustrated All-Pro Team, Pro Football Weekly All-NFC Team, Football Digest All-Pro Second Team, Football News All-NFC Team; CB Champ Bailey Pro Bowl; WR Rod Gardner: Pro Football Weekly All-Rookie Team, All-NFL Rookie Team; T Chris Samuels: Pro Bowl, Pro Football Weekly All-NFC Team; CB Fred Smoot; Pro Football Weekly All-Rookie Team, All-NFL Rookie Team

Starters: Offense: RB Stephen Davis [16], WR Rod Gardner [16], RT Jon Jansen [16], C Cory Raymer [16], LT Chris Samuels [16], LG Dave Szott [16], WR Michael Westbrook [16], QB Tony Banks [14], FB Donnell Bennett [14], TE Walter Rasby [11], RB Ben Coleman [10], RG Matt Campbell [5], TE Stephen Alexander [4], QB Jeff George [2], RG David Brandt [1], FB Bryan Johnson [FB], TE Zeron Flemister [1]

Defense: LCB Champ Bailey [16], DT Kenard Lang [16], LDT Dan Wilkinson [16], FS David Terrell [16], SS Sam Shade [15], RE Bruce Smith [14], LaVar Arrington [14], RCB Fred Smoot [13], MLB Kevin Mitchell [13], LE Marco Coleman [12], LB Robert Jones [9], LB Antonio Pierce [8], DT Jerry DeLoach [4], CB Darrell Green [4], LB Shawn Barber [3], DE Dorian Boose [2], Eddie Mason [1]

YEARLY STATS

2002 (7-9) // COACH STEVE SPURRIER

Sept. 8	W	31-23	Arizona	85,140
Sept. 16	L	7-37	Philadelphia	84,982
Sept. 22	L	10-20	at San Francisco	67,541
Oct. 6	W	31-14	at Tennessee	68,804
Oct. 13	L	27-43	New Orleans	80,768
Oct. 20	L	9-30	at Green Bay	63,363
Oct. 27	W	26-21	Indianapolis	80,169
Nov. 3	W	14-3	at Seattle	64,325
Nov. 10	L	7-26	at Jacksonville	66,665
Nov. 17	L	17-19	at New York Giants	78,727
Nov. 24	W	20-17	St. Louis	79,823
Nov. 28	L	20-27	at Dallas	63,606
Dec. 8	L	21-27	New York Giants	78,635
Dec. 15	L	21-34	at Philadelphia	65,615
Dec. 22	W	26-10	Houston	70,291
Dec. 29	W	20-14	Dallas	84,142

	Redskins	Opponents
TOTAL FIRST DOWNS	303	281
Rushing	107	96
Passing	165	155
Penalty	31	30
3rd Down: Made/Att	88/221	79/225
3rd Down Pct.	52.0	36.4
4th Down: Made/Att	13/25	4/11
4th Down Pct.	52.0	36.4
POSSESSION AVG.	29:36	30:24
TOTAL NET YARDS	5,143	4,787
Avg. Per Game	321.4	299.2
Total Plays	1,039	1,006
Avg. Per Play	4.9	4.8
NET YARDS RUSHING	1,889	1,754
Avg. Per Game	118.1	109.6
Total Rushes	442	435
NET YARDS PASSING	3,254	3,033
Avg. Per Game	203.4	189.6
Sack/Yards Lost	38/269	40/250
Gross Yards	3,523	3,283
Attempts/Completions	559/300	531/304
Completion Pct.	53.7	57.3
Had Intercepted	20	14
PUNTS/AVERAGE	73/39.1	86/39.5
NET PUNTING AVG.	30.0	32.7
PENALTIES/ YARDS	116/ 972	119/972
FUMBLES/LOST	34/20	26/12
TOUCHDOWNS	37	39
Rushing	10	14
Passing	24	19
Returns	3	6

	Q1	Q2	Q3	Q4	OT	PTS
WASHINGTON	40	132	78	57	0	307
Opponents	74	133	67	91	0	365

	TO	Ru	Pa	Rt	PAT	FG	2-Pt.	TP
Tutthill	0	0	0	0	20/21	10/16	0	50
Gardner	8	0	8	0	0/0	0/0	0	48
Davis	8	7	1	0	0/0	0/0	0	48
Cortez	0	0	0	0	9/9	5/8	0	24
Thompson	4	0	4	0	0/0	0/0	0	24
WASHINGTON	37	10	24	3	33/34	16/25	1	307
Opponents	39	14	19	6	36/36	31/34	1	365

	No.	Yards	Avg.	Lg	TD
Davis	207	820	4.0	33	7
Watson	116	534	4.6	24	1
Betts	65	307	4.7	27	1
WASHINGTON	442	1,889	4.3	33	10
Opponents	435	1,754	4.0	47t	14

	Att	Comp	Yards	Cmp%	Yards/Att	TD	TD%	Int	Int%	Long	Sack/Lost	Rating
Matthews	237	124	1,251	52.3	5.3	11	4.6	6	2.5	43t	9/54	72.6
Ramsey	227	117	1,539	51.5	6.8	9	4.0	8	3.5	62t	18/132	71.8
Wuerffel	92	58	719	63.0	7.8	3	3.3	6	6.5	40t	11/83	70.9
WASHINGTON	559	300	3,523	53.7	6.3	24	4.3	20	3.6	62t	38/269	72.5
Opponents	531	304	3,283	57.3	6.2	19	3.6	14	2.6	58	40/250	76.5

	No.	Yards	Avg.	Lg	TD
RECEIVING					
Gardner	71	1,006	14.2	43t	8
Thompson	53	773	14.6	47	4
Watson	32	253	7.9	62t	1
Davis	23	142	6.2	14t	1
WASHINGTON	300	3,523	11.7	62t	24
Opponents	304	3,283	10.8	58	19

	No.	Yards	Avg.	Lg	TD
INTERCEPTIONS					
Smoot	4	12	3.0	12	0
Ohalette	3	109	36.3	78t	1
Bailey	3	2	0.7	2	0
WASHINGTON	14	173	12.4	78t	1
Opponents	20	212	10.6	85t	2

	No.	Yards	Avg.	Net	TB	In	Lg	Blk
PUNTING								
Barker	48	1,924	40.1	30.0	5	12	63	0
Jarrett	20	771	38.6	30.5	2	5	74	1
WASHINGTON	72	2,855	39.1	30.0	8	17	74	1
Opponents	85	3,399	39.5	32.7	7	28	64	1

	Ret	FC	Yards	Avg.	Lg	TD
PUNT RETURNS						
Bailey	24	4	238	9.9	39	0
Green	17	9	174	10.2	90t	1
WASHINGTON	43	13	450	10.5	90t	1
Opponents	37	5	507	13.7	83t	1

	No.	Yards	Avg.	Lg	TD
KICKOFF RETURNS					
Betts	28	690	24.6	60	0
Watson	23	496	21.6	28	0
WASHINGTON	78	1,617	20.7	60	0
Opponents	62	1,392	22.5	90t	1

	1-19	20-29	30-39	40-49	50+
FIELD GOALS					
Tutthill	0/0	3/3	4/7	2/5	1/1
Cortez	0/0	3/3	1/1	1/4	0/0
WASHINGTON	0/0	6/6	7/10	3/9	1/1
Opponents	1/1	10/10	10/12	10/10	0/1

	T	S	A	TFL	PD	FF	FR
DEFENSE							
Arrington	107	73	34	7	8	4	3
Armstead	107	72	35	7	5	1	3
Trotter	104	72	32	7	6	0	0

SACKS: LaVar Arrington 11.0, Bruce Smith 9.0, Daryl Gardener 4.0, Jessie Armstead 3.0, Carl Powell 3.0, Renaldo Wynn 2.5, LaDairis Jackson 2.5, Delbert Cowsette 2.0, Ifeanyi Ohalette 1.0, Andre Lott 1.0, Sam Shade 1.0

NOTABLE Record [Finish]: 7-9 (3rd NFC East)

Honors: LB LaVar Arrington: Pro Bowl, Pro Football Weekly All-NFC Team; Champ Bailey: Pro Bowl, B.J. Blanchard Award; Chris Samuels Pro Bowl

Starters: Offense: WR Rod Gardner (16), RT Jon Jansen (16), C Larry Moore (16), LT Chris Samuels (15), RB Stephen Davis (12), FB Bryan Johnson (12), LG David Loverne (11), RG Wilbert Brown (9), TE Walter Rasby (9), TE Zeron Flemister (7), QB Shane Matthews (7), QB Patrick Ramsey (5), RB Brenden Stai (5), RB Kenny Watson (4), QB Danny Wuerffel (4), WR Chris Doering (3), G Tre Johnson (3), OL Alex Sulfsted (3), Kipp Vickers (2), Kevin Lockett (2), Darnerien McCants (1)

Defense: LB Jessie Armstead (16), LB LaVar Arrington (16), LCB Champ Bailey (16), DE Bruce Smith (16), CB Fred Smoot (16), S David Terrell (16), LE Renaldo Wynn (16), Daryl Gardener (15), Jeremiah Trotter (12), Dan Wilkinson (11), Ifeanyi Ohalette (10), CB Darrell Green (4), DT Carl Powell (4), MLB Kevin Mitchell (3), S Sam Shade (3), Rashad Bauman (1), Antonio Pierce (1)

YEARLY STATS

2003 (5-11) // COACH STEVE SPURRIER

Sept. 4	W	16-13	New York Jets	85,420
Sept. 14	W	33-31	at Atlanta	70,241
Sept. 21	L	21-24 (OT)	New York Giants	84,856
Sept. 28	W	20-17	New England	83,632
Oct. 5	L	25-27	at Philadelphia	67,792
Oct. 12	L	13-35	Tampa Bay	85,490
Oct. 19	L	7-24	at Buffalo	73,149
Nov. 2	L	14-21	at Dallas	64,002
Nov. 9	W	27-20	Seattle	80,728
Nov. 16	L	17-20	at Carolina	73,263
Nov. 23	L	23-24	at Miami	73,578
Nov. 30	L	20-24	New Orleans	76,821
Dec. 7	W	20-7	at New York Giants	78,217
Dec. 14	L	0-27	Dallas	70,264
Dec. 21	L	24-27	at Chicago	61,719
Dec. 27	L	7-31	Philadelphia	76,766

	Redskins	Opponents
TOTAL FIRST DOWNS	272	325
Rushing	95	122
Passing	156	176
Penalty	21	27
3rd Down: Made/Att	73/215	84/209
3rd Down Pct.	34.0	40.2
4th Down: Made/Att	8/14	8/11
4th Down Pct.	57.1	72.7
POSSESSION AVG.	28:45	31:15
TOTAL NET YARDS	4,659	5,412
Avg. Per Game	291.2	338.3
Total Plays	991	1,014
Avg. Per Play	4.7	5.3
NET YARDS RUSHING	1,653	2,217
Avg. Per Game	103.3	138.6
Total Rushes	421	504
NET YARDS PASSING	3,006	3,195
Avg. Per Game	187.9	199.7
Sack/Yards Lost	43/267	27/159
Gross Yards	3,273	3,354
Attempts/Completions	527/283	483/285
Completion Pct.	53.7	59.0
Had Intercepted	16	17
PUNTS/AVERAGE	84/40.2	71/42.2
NET PUNTING AVG.	34.3	36.5
PENALTIES/YARDS	124/1038	95/835
FUMBLES/LOST	21/12	26/13
TOUCHDOWNS	30	45
Rushing	8	20
Passing	21	23
Returns	1	2

	Q1	Q2	Q3	Q4	OT	PTS
WASHINGTON	40	113	59	75	0	287
Opponents	78	106	76	109	3	372

	TO	Ru	Pa	Rt	PAT	FG	2-Pt.	TP
Hall	0	0	0	0	26/27	25/33	0	101
McCants	6	0	6	0	0/0	0/0	0	40
Coles	6	0	6	0	0/0	0/0	0	36
Gardner	5	0	5	0	0/0	0/0	0	30
WASHINGTON	30	8	21	1	26/27	25/33	1	287
Opponents	45	20	23	2	45/45	19/31	0	372

	No.	Yards	Avg.	Lg	TD
RUSHING	142	600	4.2	38	1
Candidate	107	411	3.8	22	4
Cartwright	77	255	3.3	13t	2
Betts	48	216	4.5	27	0
WASHINGTON	421	1,653	3.9	38	8
Opponents	504	2,217	4.4	52	20

	Att	Comp	Yards	Cmp%	Yards/Att	TD	TD%	Int	Int%	Long	Sack/Lost	Rating
PASSING	337	179	2,166	53.1	6.4	14	4.2	9	2.7	64	30/206	75.8
Ramsey	177	95	1,012	53.7	5.7	5	2.8	7	4.0	40	9/44	63.6
WASHINGTON	527	283	3,273	53.7	6.2	21	4.0	16	3.0	64	43/267	73.3
Opponents	483	285	3,354	59.0	7.0	23	4.8	17	3.5	80t	27/159	81.4

	No.	Yards	Avg.	Lg	TD
RECEIVING	82	1,204	14.7	64	6
Coles	59	600	10.2	35	5
Gardner	27	360	13.3	32t	6
McCants	18	176	9.8	40	0
Cartwright	283	3,273	11.6	64	21
WASHINGTON	285	3,354	11.8	80t	23
Opponents					

	No.	Yards	Avg.	Lg	TD
INTERCEPTIONS	4	35	8.8	35	0
Smoot	3	60	20.0	30	0
Ohaleta	3	44	14.7	44	0
Bowen	17	184	10.8	44	0
WASHINGTON	16	178	11.1	44t	2
Opponents					

	No.	Yards	Avg.	Net	TB	In	Lg	Blk
PUNTING	84	3,377	40.2	34.3	5	24	69	0
Barker	71	2,997	42.2	36.5	10	20	59	0
Opponents								

	Ret	FC	Yards	Avg.	Lg	TD
PUNT RETURNS	19	16	188	9.9	28	0
Morton	3	3	17	5.7	11	0
P. Johnson	22	19	205	9.3	28	0
WASHINGTON	40	16	393	9.8	36	0
Opponents						

	No.	Yards	Avg.	Lg	TD
KICKOFF RETURNS	44	1,029	23.4	94t	1
Morton	13	310	23.8	50	0
P. Johnson	66	1,482	22.5	94t	1
WASHINGTON	60	1,238	20.6	52	0
Opponents					

	1-19	20-29	30-39	40-49	50+
FIELD GOALS	0/0	8/8	7/9	6/9	4/7
J. Hall	1/1	9/10	4/7	3/8	2/5
Opponents					

	T	S	A	TFL	PD	FF	FR
DEFENSE	129	88	41	2	8	1	1
Trotter	116	71	45	5	20	7	2
Arrington	105	72	33	1	8	2	1
Ohaleta							

SACKS: Jessie Armstead 6.5, LaVar Arrington 6.0, Bruce Smith 5.0, Bernard Holsey 2.5, Renaldo Wynn 2.0, Jeremiah Trotter 1.5, Lionel Dalton 1.0, Regan Upshaw 1.0, Peppi Zellner 1.0, Lemar Marshall 0.5

NOTABLE
Record (Finish): 5-11 (3rd NFC East)

Honors: LB LaVar Arrington: Pro Bowl; CB Champ Bailey: Pro Bowl, B.J. Blanchard Award; WR Laveranues Coles: Pro Bowl; CB Fred Smoot: Ed Block Courage Award, Quarterback Club Player of the Year

Starters: Offense: RB Trung Canidate (10), FB Rock Cartwright (3), TE Byron Chamberlain (1), WR Laveranues Coles (16), LG Derrick Dockery (13), LG Dave Fiore (3), TE Zeron Flemister (9), C Lennie Friedman (8), WR Rod Gardner (16), QB Tim Hasselbeck (5), RT Jon Jansen (16), FB Bryan Johnson (11), WR Patrick Johnson (2), WR Darnerien McCants (1), C Larry Moore (8), RB Chad Morton (2), QB Patrick Ramsey (11), TE Robert Royal (6), LT Chris Samuels (13), RG Randy Thomas (16), TE Kevin Ware (2), LT Brandon Winey (3)

Defense: OLB Jessie Armstead (15), OLB LaVar Arrington (16), CB Champ Bailey (16), CB Rashad Bauman (2), S Matt Bowen (16), DT Martin Chase (3), DT Lionel Dalton (9), DB Todd Franz (2), DT Jermaine Haley (5), DT Bernard Holsey (16), S Ifeanyi Ohaleta (14), Bruce Smith (8), MLB Jeremiah Trotter (16), DE Regan Upshaw (8), DE Renaldo Wynn (16)

YEARLY STATS

2004 [6-10] // COACH JOE GIBBS

Sept. 12	W	16-10	Tampa Bay	90,098
Sept. 19	L	14-20	at New York Giants	78,767
Sept. 27	L	18-21	Dallas	90,367
Oct. 3	L	13-17	at Cleveland	73,348
Oct. 10	L	10-17	Baltimore	90,287
Oct. 17	W	13-10	at Chicago	61,945
Oct. 31	L	14-28	Green Bay	89,295
Nov. 7	W	17-10	at Detroit	62,657
Nov. 14	L	10-17	Cincinnati	87,786
Nov. 21	L	6-28	at Philadelphia	67,720
Nov. 28	L	7-16	at Pittsburgh	63,707
Dec. 5	W	31-7	New York Giants	87,872
Dec. 12	L	14-17	Philadelphia	90,089
Dec. 18	W	26-16	at San Francisco	65,710
Dec. 26	L	10-13	at Dallas	63,705
Jan. 2	W	21-18	Minnesota	76,876

	Redskins	Opponents
TOTAL FIRST DOWNS	269	251
Rushing	91	67
Passing	156	153
Penalty	22	31
3rd Down: Made/Att	70/221	70/226
3rd Down Pct.	31.7	31.0
4th Down: Made/Att	4/11	7/17
4th Down Pct.	36.4	41.2
POSSESSION AVG.	31:19	28:41
TOTAL NET YARDS	4,397	4,281
Avg. Per Game	274.8	267.6
Total Plays	1,023	974
Avg. Per Play	4.3	4.4
NET YARDS RUSHING	1,765	1,304
Avg. Per Game	110.3	81.5
Total Rushes	471	419
NET YARDS PASSING	2,632	2,977
Avg. Per Game	164.5	186.1
Sacked/Yards Lost	38/242	40/245
Gross Yards	2,874	3,222
Attempts/Completions	514/288	515/284
Completion Pct.	56.0	57.1
Had Intercepted	17	18
PUNTS/AVERAGE	104/43.7	104/40.2
NET PUNTING AVG.	35.2	35.9
PENALTIES/YARDS	115/1,047	97/797
FUMBLES/LOST	20/10	17/8
TOUCHDOWNS	26	30
Rushing	6	7
Passing	18	17
Returns	2	6

	Q1	Q2	Q3	Q4	OT	PTS
WASHINGTON	54	80	34	72	0	240
Opponents	44	78	69	74	0	265

	TD	Ru	Pa	Rt	PAT	FG	2-Pt.	TP
Portis	7	5	2	0	0/0	0/0	0	42
Hall	0	0	0	0	13/13	8/11	0	37
Cooley	6	0	6	0	0/0	0/0	0	36
Gardner	5	0	5	0	0/0	0/0	0	30
WASHINGTON	26	6	18	2	25/25	19/27	0	240
Opponents	30	7	17	6	28/28	17/20	1	265

	No.	Yards	Avg.	Lg	TD
Portis	343	1,315	3.8	64t	5
Betts	90	371	4.1	27	1
Brunell	19	62	3.3	21	0
WASHINGTON	471	1,765	3.7	64t	6
Opponents	419	1,304	3.1	26	7

	Att	Comp	Yards	Cmp%	Yards/Att	TD	TD%	Int	Int%	Long	Sack/Lost	Rating
PASSING												
Ramsey	272	169	1,665	62.1	6.1	10	3.7	11	4.0	51	23/137	74.8
Brunell	237	118	1,194	49.8	5.0	7	3.0	6	2.5	49	15/105	63.9
WASHINGTON	514	288	2,874	56.0	5.6	18	3.5	17	3.3	51	38/242	70.0
Opponents	515	294	3,222	57.1	6.3	17	3.3	18	3.5	80	40/245	72.2

	No.	Yards	Avg.	Lg	TD
RECEIVING					
Coles	90	950	10.6	45	1
Gardner	51	650	12.7	51	5
Portis	40	235	5.9	18	2
WASHINGTON	288	2,874	10.0	51	18
Opponents	294	3,222	11.0	80	17

	No.	Yards	Avg.	Lg	TD
INTERCEPTIONS					
Springs	5	117	23.4	38	0
Taylor	4	85	21.3	45	0
Smoot	3	17	5.7	17	0
WASHINGTON	18	405	22.5	78t	1
Opponents	17	201	11.8	70t	1

	No.	Yards	Avg.	Net	TB	In	Lg	Blk
PUNTING								
Tupa	103	4,544	44.1	35.2	8	30	61	1
WASHINGTON	104	4,544	43.7	35.2	8	30	61	1
Opponents	104	4,180	40.2	35.9	6	26	58	2

	Ret	FC	Yards	Avg.	Lg	TD
PUNT RETURNS						
Thrash	19	8	162	8.5	43	0
Morton	13	12	80	6.2	14	0
A. Brown	10	2	89	8.9	39	0
WASHINGTON	42	23	331	7.9	43	0
Opponents	65	11	727	11.2	78t	1

	No.	Yards	Avg.	Lg	TD
KICKOFF RETURNS					
Betts	23	528	23.0	70	0
Morton	16	358	22.4	49	0
WASHINGTON	55	1,203	21.9	70	0
Opponents	57	1,223	21.5	92t	1

	1-19	20-29	30-39	40-49	50+
FIELD GOALS					
Hall	1/1	3/3	3/3	1/3	0/1
Kimrin	0/0	3/3	2/3	1/3	0/1
Chandler	0/0	4/4	0/0	1/1	0/1
WASHINGTON	1/1	10/10	5/6	3/7	0/3
Opponents	0/0	4/4	9/9	4/6	0/1

	T	S	A	TFL	PD	FF	FR
DEFENSE							
Pierce	160	109	51	1	2	1	2
Washington	130	102	28	9	3	1	1
Griffin	96	65	31	15	1	1	1

SACKS: Cornelius Griffin 6.0, Shawn Springs 6.0, Marcus Washington 5.4, Ron Warner 3.5, Renaldo Wynn 3.0, Chris Clemons 3.0, Demetric Evans 2.5, Joe Salave'a 2.0, Matt Bowen 2.0, Lemar Marshall 1.5, Antonio Pierce 1.0, Sean Taylor 1.0, Brandon Noble 1.0, LaVar Arrington 1.0, Phillip Daniels 1.0, Jermaine Haley 1.0

NOTABLE
Record (Finish): 6-10 (2nd NFC East)

Honors: LB Marcus Washington, Pro Bowl; CB Fred Smoot, B.J. Blanchard Award; DL Brandon Noble, Ed Block Courage Award; DL Cornelius Griffin, Quarterback Club Player of the Year

Starters: Offense: WR Rod Gardner (14), LT Chris Samuels (16), LG Derrick Dockery (16), C Lennie Friedman (2), C Cory Raymer (14), RG Randy Thomas (15), RT Ray Brown (13), TE Walter Rasby (8), TE Robert Royal (9), WR Laveranues Coles (16), QB Mark Brunell (9), QB Patrick Ramsey (7), RB Clinton Portis (15), HB Chris Cooley (9), WR James Thrash (3), WR Taylor Jacobs (4)

Defense: LE Renaldo Wynn (16), LT Joe Salave'a (9), LT Brandon Noble (7), RT Cornelius Griffin (15), RE Phillip Daniels (5), RE Ron Warner (2), RE Demetric Evans (8), WLB LaVar Arrington (2), WLB Lemar Marshall (14), MLB Antonio Pierce (16), SLB Marcus Washington (16), LCB Shawn Springs (15), RCB Fred Smoot (15), SS Matt Bowen (5), SS Ryan Clark (11), FS Andre Lott (3), FS Sean Taylor (13), CB Walt Harris (2)

YEARLY STATS

2005 (10-6) // COACH JOE GIBBS

Sept. 11	W	9-7	Chicago	90,138
Sept. 19	W	14-13	at Dallas	65,207
Oct. 2	W	20-17 (OT)	Seattle	90,215
Oct. 9	L	19-21	at Denver	75,880
Oct. 16	L	21-28	at Kansas City	78,083
Oct. 23	W	52-17	San Francisco	90,224
Oct. 30	L	0-36	at New York Giants	78,630
Nov. 6	W	17-10	Philadelphia	90,298
Nov. 13	L	35-36	at Tampa Bay	65,421
Nov. 20	L	13-16	Oakland	90,129
Nov. 27	L	17-23 (OT)	San Diego	84,930
Dec. 4	W	24-9	at St. Louis	65,701
Dec. 11	W	17-13	at Arizona	46,654
Dec. 18	W	35-7	Dallas	90,588
Dec. 24	W	35-20	New York Giants	90,477
Jan. 1	W	31-20	at Philadelphia	67,700
Playoffs				
Jan. 7	W	17-10	at Tampa Bay	65,514
Jan. 14	L	10-20	at Seattle	67,551

	Redskins	Opponents
TOTAL FIRST DOWNS	301	258
Rushing	114	74
Passing	166	158
Penalty	21	26
3rd Down: Made/Att	97/230	81/222
3rd Down Pct.	42.2	36.5
4th Down: Made/Att	6/11	5/13
4th Down Pct.	54.5	38.5
POSSESSION AVG.	31:33	28:27
TOTAL NET YARDS	5,289	4,767
Avg. Per Game	330.6	297.9
Total Plays	1,037	981
Avg. Per Play	5.1	4.9
NET YARDS RUSHING	2,183	1,686
Avg. Per Game	136.4	105.4
Total Rushes	525	411
NET YARDS PASSING	3,106	3,081
Avg. Per Game	194.1	192.6
Sacked/Yards Lost	31/240	35/237
Gross Yards	3,346	3,318
Attempts/Completions	481/278	535/291
Completion Pct.	57.8	54.4
Had Intercepted	11	16
PUNTS/AVERAGE	87/40.3	88/41.3
NET PUNTING AVG.	36.5	37.7
PENALTIES/YARDS	108/925	105/879
FUMBLES/LOST	29/16	31/12
TOUCHDOWNS	44	32
Rushing	15	15
Passing	25	15
Returns	4	2

SCORE BY PERIODS	Q1	Q2	Q3	Q4	OT	PTS
WASHINGTON	69	114	101	72	3	359
Opponents	63	78	86	60	6	293

SCORING	TD	Ru	Pa	Rt	PAT	FG	2-Pt.	TP
Portis	11	11	0	0	0/0	0/0	0	68
Hall	0	0	0	0	27/27	12/14	0	63
Moss	9	0	9	0	0/0	0/0	0	54
WASHINGTON	44	15	25	4	42/42	17/21	0	359
Opponents	32	15	15	2	29/29	22/31	1	293

RUSHING	No.	Yards	Avg.	Lg	TD
Portis	352	1,516	4.3	47t	11
Betts	89	338	3.8	22	1
Cartwright	27	199	7.4	52	2
WASHINGTON	525	2,183	4.2	52	15
Opponents	411	1,686	4.1	72t	15

PASSING	Att	Comp	Yards	Cmp%	Yards/Att
Brunell	454	262	3,050	57.7	6.7
Ramsey	25	15	279	60.0	11.2
WASHINGTON	481	278	3,346	57.8	7.0
Opponents	535	291	3,318	54.4	6.2

RECEIVING	No.	Yards	Avg.	Lg	TD
Moss	84	1,483	17.7	78t	9
Cooley	71	774	10.9	32	7
Portis	30	216	7.2	23	0
WASHINGTON	278	3,346	12.0	78t	25
Opponents	291	3,318	11.4	70t	15

INTERCEPTIONS	No.	Yards	Avg.	Lg	TD
Marshall	4	55	13.8	27	1
Clark	3	10	3.3	6	0
Taylor	2	34	17.0	32	0
Rogers	2	14	7.0	14	0
WASHINGTON	16	176	11.0	41	1
Opponents	11	183	16.6	36	1

PUNTING	No.	Yards	Avg.	Net	TB	In	Lg	Blk
Frost	76	3,074	40.4	36.7	6	23	55	0
Groom	11	429	39.0	34.8	1	2	57	0
WASHINGTON	87	3,503	40.3	36.5	7	25	57	0
Opponents	88	3,636	41.3	37.7	7	26	65	1

PUNT RETURNS	Ret	FC	Yards	Avg.	Lg	TD
A. Brown	13	12	63	4.8	16	0
Thrash	10	15	77	7.7	18	0
WASHINGTON	30	28	180	6.0	18	0
Opponents	40	18	189	4.7	19	0

KICKOFF RETURNS	No.	Yards	Avg.	Lg	TD
Betts	24	621	25.9	94t	1
A. Brown	19	439	23.1	91t	1
WASHINGTON	62	1,438	23.2	94t	2
Opponents	72	1,503	20.9	49	0

FIELD GOALS	1-19	20-29	30-39	40-49	50+
Hall	1/1	3/3	3/3	5/6	0/1
Novak	0/0	1/1	3/5	1/1	0/0
WASHINGTON	1/1	4/4	6/8	6/7	0/1
Opponents	1/1	3/4	9/10	7/13	2/3

DEFENSE	T	S	A	TFL	PD	FF	FR
Marshall	132	103	29	4	5	2	0
Washington	125	95	30	6	4	4	2
Taylor	80	60	20	0	8	3	1

SACKS: Phillip Daniels 8.0, Marcus Washington 7.5, Cornelius Griffin 4.0, Demetric Evans 3.0, Pierson Prioleau 3/0, [group] 3.0, Chris Clemons 2.0, Lemar Marshall 2.0, Sean Taylor 1.0, Ryan Clark 0.5, Joe Salave'a 0.5, Renaldo Wynn 0.5

NOTABLE
Record [Finish]: 10-6 [2nd NFC East]

Honors: WR Santana Moss, Pro Bowl; OT Chris Samuels, Pro Bowl; DL Renaldo Wynn, B.J. Blanchard Award; LB Khary Campbell, Ed Block Courage Award; LB Marcus Washington, Quarterback Club Player of the Year

Starters: Offense: WR Rod Gardner (14), LT Chris Samuels (16), LG Derrick Dockery (16), C Lennie Friedman (2), C Cory Raymer (14), RG Randy Thomas (15), RT Ray Brown (13), TE Walter Rasby (6), TE Robert Royal (9), WR Laveranues Coles (16), QB Mark Brunell (9), QB Patrick Ramsey (7), RB Clinton Portis (15), HB Chris Cooley (9), WR James Thrash (3), WR Taylor Jacobs (4)

Defense: WR David Patten (7), TE Mike Sellers (6), WR James Thrash (2), WR Taylor Jacobs (3), OT Chris Samuels (16), OG Derrick Dockery (16), C Casey Rabach (16), OG Randy Thomas (14), OG Ray Brown (2), OT Jon Jansen (16), TE Robert Royal (14), WR Santana Moss (16), QB Mark Brunell (15), QB Patrick Ramsey (1), RB Clinton Portis (16), TE/HB Chris Cooley (16)

	TD	TD%	Int	Int%	Long	Sack/Lost	Rating
Portis	23	5.1	10	2.2	78t	27/213	85.9
Hall	1	4.0	1	4.0	72t	4/27	95.3
Moss	25	5.2	11	2.3	78t	31/240	87.0
Opponents	15	2.8	16	3.0	70t	35/237	70.1

YEARLY STATS

2006 [5-11] // COACH JOE GIBBS

Sept. 11	L	16-19	Minnesota	90,608
Sept. 17	L	10-27	at Dallas	63,152
Sept. 24	W	31-15	at Houston	70,069
Oct. 1	W	36-30 (OT)	Jacksonville	89,450
Oct. 8	L	3-19	at New York Giants	78,653
Oct. 15	L	22-25	Tennessee	88,550
Oct. 22	L	22-36	at Indianapolis	57,274
Nov. 5	W	22-19	Dallas	90,250
Nov. 12	L	3-27	at Philadelphia	69,143
Nov. 19	L	17-20	at Tampa Bay	65,699
Nov. 26	W	17-13	Carolina	85,450
Dec. 3	L	14-24	Atlanta	86,436
Dec. 10	L	19-21	Philadelphia	84,164
Dec. 17	W	16-10	at New Orleans	69,052
Dec. 24	L	31-37 (OT)	at St. Louis	62,324
Dec. 30	L	28-34	New York Giants	86,141

	Redskins	Opponents
TOTAL FIRST DOWNS	295	301
Rushing	123	104
Passing	150	169
Penalty	22	28
3rd Down: Made/Att	79/211	97/222
3rd Down Pct.	37.4	43.7
4th Down: Made/Att	6/13	6/9
4th Down Pct.	46.2	66.7
POSSESSION AVG.	29:59	30:01
TOTAL NET YARDS	5,243	5,688
Avg. Per Game	327.7	355.5
Total Plays	979	997
Avg. Per Play	5.4	5.7
NET YARDS RUSHING	2,216	2,197
Avg. Per Game	138.5	137.3
Total Rushes	490	492
NET YARDS PASSING	3,027	3,491
Avg. Per Game	189.2	218.2
Sacked/Yards Lost	19/147	19/95
Gross Yards	3,174	3,586
Attempts/Completions	470/274	486/289
Completion Pct.	58.3	59.5
Had Intercepted	10	6
PUNTS/AVERAGE	82/42.3	79/42.0
NET PUNTING AVG.	36.7	34.9
PENALTIES/YARDS	106/951	94/856
FUMBLES/LOST	20/7	15/6
TOUCHDOWNS	34	41
Rushing	13	9
Passing	19	30
Returns	2	2

SCORE BY PERIODS	Q1	Q2	Q3	Q4	OT	PTS
WASHINGTON	76	94	55	76	6	307
Opponents	69	126	95	80	6	376

SCORING	TD	Ru	Pa	Rt	PAT	FG	2-Pt.	TP
Portis	7	7	0	0	0/0	0/0	0	42
Suisham	0	0	0	0	12/12	8/9	0	36
Cooley	6	0	6	0	0/0	0/0	0	38
Moss	6	0	6	0	0/0	0/0	0	38
WASHINGTON	34	13	19	2	31/31	22/30	1	307
Opponents	41	9	30	2	36/36	30/34	1	376

RUSHING	No.	Yards	Avg.	Lg	TD
Betts	245	1,154	4.7	26	4
Portis	127	523	4.1	38t	7
Duckett	38	132	3.5	19	2
WASHINGTON	490	2,216	4.5	38t	13
Opponents	492	2,197	4.5	69t	9

PASSING	Att	Comp	Yards	Cmp%	Yards/Att	TD	TD%	Int	Int%	Long	Sack/Lost	Rating
Brunell	260	162	1,789	62.3	6.9	8	3.1	4	1.5	74	12/92	86.5
J. Campbell	207	110	1,297	53.1	6.3	10	4.8	6	2.9	66t	7/55	76.5
WASHINGTON	470	274	3,174	58.3	6.8	19	4.0	10	2.1	74	19/147	83.4
Opponents	486	289	3,586	59.5	7.4	30	6.2	6	1.2	84t	19/95	97.8

RECEIVING	No.	Yards	Avg.	Lg	TD
Cooley	57	734	12.9	66t	6
Moss	55	790	14.4	68t	6
Betts	53	445	8.4	34	1
WASHINGTON	274	3,174	11.6	74	19
Opponents	289	3,586	12.4	84t	30

INTERCEPTIONS	No.	Yards	Avg.	Lg	TD
Taylor	1	25	25.0	25	0
Springs	1	4	4.0	4	0
WASHINGTON	6	25	4.2	25	0
Opponents	10	272	27.2	84t	2

PUNTING	No.	Yards	Avg.	Net	TB	In	Lg	Blk
Frost	81	3,471	42.9	36.7	7	27	60	1
WASHINGTON	82	3,471	42.3	36.7	7	27	60	1
Opponents	79	3,316	42.0	34.9	11	19	70	2

PUNT RETURNS	Ret	FC	Yards	Avg.	Lg	TD
Randle El	39	11	342	8.8	87t	1
Opponents	45	12	319	7.1	33	0

KICKOFF RETURNS	No.	Yards	Avg.	Lg	TD
Cartwright	64	1,541	24.1	100t	1
Sellers	4	53	13.3	22	0
Betts	2	27	13.5	27	0
WASHINGTON	73	1,631	22.3	100t	1
Opponents	67	1,396	20.8	44	0

FIELD GOALS	1-19	20-29	30-39	40-49	50+
Hall	0/0	3/3	4/4	2/4	0/0
Novak	0/0	1/1	1/3	3/6	0/0
Suisham	0/0	1/1	5/5	1/1	1/2
WASHINGTON	0/0	5/5	10/12	6/11	1/2
Opponents	1/1	6/6	13/14	8/10	2/3

DEFENSE	T	S	A	TFL	PD	FF	FR
Taylor	129	89	40	1	6	3	0
Marshall	119	95	24	1	6	0	1
Washington	106	78	28	3	11	2	2

SACKS: Andre Carter 6.0, Phillip Daniels 3.0, Marcus Washington 2.5, Demetric Evans 2.0, Lemar Marshall 1.5, Adam Archuleta 1.0, Cornelius Griffin 1.0, Warrick Holdman 1.0, Kedric Golston 0.5, Anthony Montgomery 0.5

NOTABLE
Record (Finish): 5-11 (4th NFC East)

Honors: LT Chris Samuels, Pro Bowl; DE Renaldo Wynn, Walter Payton Man of the Year Nominee; RG Randy Thomas, Ed Block Courage Award

Starters: Offense: WR Santana Moss (14), LT Chris Samuels (16), LG Derrick Dockery (16), C Casey Rabach (16), RG Randy Thomas (16), RT Jon Jansen (16), TE Chris Cooley (16), WR Brandon Lloyd (12), WR Antwaan Randle El (16), QB Mark Brunell (9), QB Jason Campbell (7), RB Ladell Betts (9), RB Clinton Portis (7), FB Mike Sellers (6)

Defense: LE Philip Daniels (15), LE Renaldo Wynn (1), LT Cornelius Griffin (14), LT Anthony Montgomery (1), LT Kedric Golston (1), RT Joe Salave'a (4), RT Kedric Golston (12), RE Andre Carter (16), WLB Warrick Holdman (14), WLB Rocky McIntosh (2), MLB Lemar Marshall (15), Khary Campbell (1), SLB Marcus Washington (14), SLB Warrick Holdman (2), LCB Kenny Wright (8), LCB Shawn Springs (8), RCB Carlos Rogers (15), RCB Kenny Wright (1), SS Adam Archuleta (7), SS Troy Vincent (3), SS Vernon Fox (6), FS Sean Taylor (16)

YEARLY STATS

2007 (9-7) // COACH JOE GIBBS

Sept. 9	W	16-13 (OT)	Miami	90,163
Sept. 17	W	20-12	at Philadelphia	67,726
Sept. 23	L	17-24	New York Giants	90,803
Oct. 7	W	34- 3	Detroit	88,944
Oct. 14	L	14-17	at Green Bay	70,761
Oct. 21	W	21-19	Arizona	85,640
Oct. 28	L	7-52	at New England	68,756
Nov. 4	W	23-20 (OT)	at New York Jets	76,663
Nov. 11	L	25-33	Philadelphia	90,218
Nov. 18	L	23-28	at Dallas	63,706
Nov. 25	L	13-19	at Tampa Bay	65,596
Dec. 2	L	16-17	Buffalo	95,831
Dec. 6	W	24-16	Chicago	82,213
Dec. 16	W	22-10	at New York Giants	77,899
Dec. 23	W	32-21	at Minnesota	63,634
Dec. 30	W	27- 6	Dallas	90,910
Jan. 5	L	14-35	Playoffs at Seattle	68,297

TOTAL FIRST DOWNS

	Redskins	Opponents
Rushing	307	291
Passing	103	89
Penalty	192	174
3rd Down: Made/Att	12	28
3rd Down Pct.	92/226	78/218
4th Down: Made/Att	40.7	35.8
4th Down Pct.	6/15	10/17
4th Down Pct.	40.0	58.8

POSSESSION AVG.

	Redskins	Opponents
30:46	30:46	29:14
TOTAL NET YARDS	5,334	4,884
Avg. Per Game	333.4	305.3
Total Plays	1,052	1,026
Avg. Per Play	5.1	4.8

NET YARDS RUSHING

	Redskins	Opponents
Avg. Per Game	1,871	1,460
Total Rushes	116.9	91.3
Total Rushes	499	391
NET YARDS PASSING	3,463	3,424
Avg. Per Game	216.4	214.0

SACKED/YARDS LOST

	Redskins	Opponents
Gross Yards	29/159	33/198
Attempts/Completions	3,622	3,622
Completion Pct.	60.8	58.3
Had Intercepted	11	14

PUNTS/AVERAGE

	Redskins	Opponents
NET PUNTING AVG.	75/41.0	81/43.0
PENALTIES/YARDS	36.4	36.9
FUMBLES/LOST	90/751	88/684
TOUCHDOWNS	35/18	27/10

TOUCHDOWNS

	Redskins	Opponents
Rushing	35	33
Passing	15	10
Returns	18	20
	2	3

SCORE BY PERIODS

	Q1	Q2	Q3	Q4	OT	PTS
WASHINGTON	56	117	65	90	6	334
Opponents	44	67	83	116	0	310

SCORING

	TD	Ru	Pa	Rt	PAT	FG	2-Pt.	TP
Portis	7	7	0	0	0/0	0/0	0	42
Suisham	0	0	0	0	29/30	29/35	0	116
Portis	11	11	0	0	0/0	0/0	0	66
WASHINGTON	35	15	18	2	29/30	29/35	2	334
Opponents	33	10	20	3	29/30	27/37	1	310

RUSHING

	No.	Yards	Avg.	Lg	TD
Portis	325	1,262	3.9	32	11
Betts	93	335	3.6	20	1
J. Campbell	36	185	5.1	29	1
WASHINGTON	498	1,871	3.8	32	15
Opponents	391	1,460	3.7	27	10

PASSING

	Att	Comp	Yards	Cmp%	Yards/Att	TD	TD%	Int	Int%	Long	Sack/Lost	Rating
J. Campbell	417	250	2,700	60.0	6.5	12	2.9	11	2.6	54	21/110	77.6
Collins	105	67	888	63.8	8.5	5	4.8	0	0.0	54	7/47	106.4
WASHINGTON	525	319	3,622	60.8	6.9	18	3.4	11	2.1	54	29/159	84.2
Opponents	602	351	3,622	58.3	6.0	20	3.3	14	2.3	60	33/198	77.1

RECEIVING	No.	Yards	Avg.	Lg	TD
Cooley	66	786	11.9	39t	8
Moss	61	808	13.2	49	3
Randle El	51	728	14.3	54	1
WASHINGTON	319	3,622	11.4	54	18
Opponents	351	3,622	10.3	60	20

INTERCEPTIONS	No.	Yards	Avg.	Lg	TD
Taylor	5	98	19.6	48	0
Springs	4	63	15.8	53	0
Fletcher	3	36	12.0	27t	1
WASHINGTON	14	301	21.5	61t	2
Opponents	11	78	7.1	29	0

PUNTING	No.	Yards	Avg.	Net	TB	In	Lg	Blk
Frost	75	3,072	41.0	36.4	7	23	64	0
Opponents	81	3,484	43.0	36.9	10	24	61	0

PUNT RETURNS	Ret	FC	Yards	Avg.	Lg	TD
Randle El	34	7	209	6.1	27	0
McCardell	4	2	19	4.8	9	0
WASHINGTON	40	10	299	7.5	62	0
Opponents	32	15	202	6.3	22	0

KICKOFF RETURNS	No.	Yards	Avg.	Lg	TD
Cartwright	52	1,339	25.8	80	0
Betts	5	108	21.6	36	0
WASHINGTON	65	1,544	23.8	80	0
Opponents	66	1,289	19.5	86t	1

FIELD GOALS	1-19	20-29	30-39	40-49	50+
Suisham	0/0	10/10	8/10	10/13	1/2
Opponents	0/0	9/10	16/18	2/4	0/5

DEFENSE	T	S	A	TFL	PD	FF	FR
Fletcher	164	98	66	7	10	1	1
McIntosh	105	70	35	2	4	3	1
Landry	97	62	35	0	7	0	1

SACKS: Andre Carter 10.5, Marcus Washington 5.0, Chris Wilson 4.0, Rocky McIntosh 3.0, Phillip Daniels 2.5, Cornelius Griffin 2.5, LaRon Landry 1.5, Demetric Evans 1.0, Kedric Golston 1.0, Leigh Torrence 1.0, Reed Doughty 0.5, Anthony Montgomery 0.5

NOTABLE

Record (Finish): 9-7 (3rd NFC East)

Honors: LT Chris Samuels, Pro Bowl; S Sean Taylor, Pro Bowl; TE/HB Chris Cooley, Pro Bowl; LS Ethan Albright, Pro Bowl; LB Rocky McIntosh, Walter Payton Man of the Year Award Nominee; LB Marcus Washington, Ed Block Courage Award; S LaRon Landry, Pro Football Weekly/PFWA All-Rookie Team

Starters: Offense: WR Santana Moss [14], WR James Thrash [4], LT Chris Samuels [16], LG Pete Kendall [16], C Casey Rabach [15], C Mike Pucillo [1], RG Randy Thomas [3], RG Jason Fabini [13], RT Jon Jansen [1], RT Todd Wade [10], RT Stephen Heyer [5], TE Chris Cooley [16], WR Antwaan Randle El [13], WR Keenan McCardell [1], TE Lorenzo Alexander [1], QB Jason Campbell [13], QB Todd Collins [3], RB Clinton Portis [16], FB Mike Sellers [12], WR Brandon Lloyd [1], TE Todd Yoder [1], WR Reche Caldwell [1], K Shaun Suisham [16]

Defense: LE Phillip Daniels [15], LE Demetric Evans [1], LT Cornelius Griffin [16], RT Anthony Montgomery [15], CB Leigh Torrence [1], RE Andre Carter [16], WLB Rocky McIntosh [13], LB Randall Godfrey [4], S Pierson Prieleau [4], MLB London Fletcher [16], SLB Marcus Washington [11], LCB Shawn Springs [14], RCB Carlos Rogers [7], CB Fred Smoot [11], S LaRon Landry [16], S Reed Doughty [6], FS Sean Taylor [9]

YEARLY STATS

2008 (8-8) // COACH JIM ZORN

Sept. 4	L	7-16	at New York Giants	79,742
Sept. 14	W	29-24	New Orleans	88,246
Sept. 21	W	24-17	Arizona	90,060
Sept. 28	W	26-24	at Dallas	63,462
Oct. 5	W	23-17	at Philadelphia	69,144
Oct. 12	L	17-19	St. Louis	90,376
Oct. 19	W	14-11	Cleveland	90,487
Oct. 26	W	25-17	at Detroit	54,312
Nov. 3	L	6-23	Pittsburgh	90,512
Nov. 16	L	10-14	Dallas	90,830
Nov. 23	W	20-17	at Seattle	67,771
Nov. 30	L	7-23	New York Giants	95,912
Dec. 7	L	10-24	at Baltimore	71,438
Dec. 14	L	13-20	at Cincinnati	63,986
Dec. 21	W	10-3	Philadelphia	82,412
Dec. 28	L	24-27	at San Francisco	67,519

TOTAL FIRST DOWNS

	Redskins	Opponents
Rushing	295	259
Passing	109	86
Penalty	165	159
3rd Down: Made/Att	21	14
3rd Down Pct.	76/216	74/208
4th Down: Made/Att	35.2	35.6
4th Down Pct.	10/16	8/12
	62.5	66.7

POSSESSION AVG.

	Redskins	Opponents
TOTAL NET YARDS	31:31	28:29
Avg. Per Game	5,120	4,621
Total Plays	320.0	288.8
Avg. Per Play	1,026	933

NET YARDS RUSHING

	Redskins	Opponents
Avg. Per Game	2,095	1,526
Total Rushes	130.9	95.4
Attempts/Completions	478	398

NET YARDS PASSING

	Redskins	Opponents
Avg. Per Game	3,025	3,095
Sacked/Yards Lost	189.1	193.4
Gross Yards	38/266	24/141
Attempts/Completions	3,291	3,236
Completion Pct.	510/318	511/290
Had Intercepted	62.4	56.8

PUNTS/AVERAGE

	Redskins	Opponents
NET PUNTING AVG.	82/40.5	87/42.8
PENALTIES/YARDS	33.4	37.0
FUMBLES/LOST	83/644	80/639

TOUCHDOWNS

	Redskins	Opponents
Rushing	20/12	16/5
Passing	27	32
Returns	12	12
	14	16
	1	4

SCORE BY PERIODS

	Q1	Q2	Q3	Q4	OT	PTS
WASHINGTON	33	92	57	83	0	265
Opponents	89	66	66	75	0	296

SCORING

	TO	Ru	Pa	Rt	PAT	FG	2-Pt.	TP
Suisham	0	0	0	0	25/25	26/36	0	103
Portis	9	9	0	0	0/0	0/0	0	54
Moss	7	0	6	1	0/0	0/0	0	42
WASHINGTON	27	12	14	1	25/25	26/36	0	265
Opponents	32	12	16	4	30/31	24/28	0	296

RUSHING

	No.	Yards	Avg.	Lg	TD
Portis	342	1,487	4.3	31	9
J. Campbell	47	258	5.5	23	1
Betts	61	206	3.4	14	1
WASHINGTON	478	2,095	4.4	31	12
Opponents	398	1,526	3.8	44	12

PASSING

	Att	Comp	Yards	Cmp%	Yards/Att
J. Campbell	506	315	3,245	62.3	6.4
WASHINGTON	510	318	3,291	62.4	6.5
Opponents	511	290	3,236	56.8	6.3

RECEIVING	No.	Yards	Avg.	Lg	TD
Cooley	83	849	10.2	28	1
Moss	79	1,044	13.2	67t	6
Randle El	53	593	11.2	31	4
WASHINGTON	318	3,291	10.3	67t	14
Opponents	290	3,236	11.2	79	16

INTERCEPTIONS

	No.	Yards	Avg.	Lg	TD
Horton	3	13	4.3	10	0
Rogers	2	73	36.5	42	0
Landry	2	18	9.0	13	0
Hall	2	6	3.0	4	0
WASHINGTON	13	114	8.8	42	0
Opponents	6	23	3.8	14	0

PUNTING

	No.	Yards	Avg.	Net	TB	In	Lg	Blk
Plackemeier	55	2,291	41.7	33.9	10	15	62	1
Brooks	26	1,030	39.6	32.1	0	9	60	0
WASHINGTON	81	3,321	40.5	33.4	10	24	62	1
Opponents	87	3,721	42.8	37.0	6	24	59	0

PUNT RETURNS

	Ret	FC	Yards	Avg.	Lg	TD
Randle El	39	21	254	6.5	36	0
WASHINGTON	45	21	378	8.4	80t	1
Opponents	33	18	385	11.7	68t	2

KICKOFF RETURNS

	No.	Yards	Avg.	Lg	TD
Cartwright	51	1,307	25.6	87	0
WASHINGTON	55	1,382	25.1	87	0
Opponents	55	1,103	20.1	55	0

FIELD GOALS

	1-19	20-29	30-39	40-49	50+
Suisham	0/0	7/7	7/9	11/16	1/4
Opponents	0/0	6/6	10/10	7/8	1/4

DEFENSE

	T	S	A	TFL	PD	FF	FR
Fletcher	146	89	50	6	9	2	1
McIntosh	104	56	44	2	6	2	0
Horton	81	53	22	5	7	1	1

SACKS: Andre Carter 4.0, Jason Taylor 3.5, Demetric Evans 3.5, Rocky McIntosh 2.0, Lorenzo Alexander 2.0, Anthony Montgomery 2.0, Kedric Golston 2.0, Cornelius Griffin 1.0, Shawn Springs 1.0, Chris Wilson 1.0, Chris Horton 1.0, LaRon Landry 0.5, London Fletcher 0.5

NOTABLE

Record (Finish): 8-8 (4th NFC East)

Honors: TE Chris Cooley, Pro Bowl; RB Clinton Portis, Pro Bowl, AP Second-Team All-Pro; LT Chris Samuels, Pro Bowl; FB Mike Sellers, Pro Bowl; S Chris Horton, Pro Football Weekly/PFWA All-Rookie Team

Starters: Defense: WR Santana Moss (16), LT Chris Samuels (12), LT Stephon Heyer (4), LG Pete Kendall (16), C Casey Rabach (16), RG Randy Thomas (16), RT Jon Jansen (11), RT Stephon Heyer (3), RT Jason Fabini (2), TE Chris Cooley (16), WR Antwan Randle El (16), QB Jason Campbell (16), RB Clinton Portis (16), FB Mike Sellers (6), TE Todd Yoder (2), TE Fred Davis (2), WR James Thrash (5), WR Devin Thomas (1), K Shaun Suisham (16)

Defense: LE Jason Taylor (5), LE Demetric Evans (11), LT Cornelius Griffin (14), LT Anthony Montgomery (2), RT Kedric Golston (12), RT Anthony Montgomery (4), RE Andre Carter (14), RE Jason Taylor (2), WLB Rocky McIntosh (15), S Kareem Moore (1), MLB London Fletcher (16), SLB Marcus Washington (9), SLB H.B. Blades (5), SLB Jason Taylor (1), S Reed Doughty (3), LCB Fred Smoot (9), LCB/SS Shawn Springs (5/2), LCB DeAngelo Hall (2), RCB Carlos Rogers (14), RCB DeAngelo Hall (2), SS Chris Horton (10), SS Mike Green (2), FS LaRon Landry (16)

YEARLY STATS

2009 [4-12] // COACH JIM ZORN

Sept. 13	L	17-23	at New York Giants	78,206
Sept. 20	W	9-7	St. Louis	87,780
Sept. 27	L	14-19	at Detroit	40,886
Oct. 4	W	16-13	Tampa Bay	86,412
Oct. 11	L	17-20	at Carolina	73,487
Oct. 18	L	6-14	Kansas City	79,572
Oct. 26	L	17-27	Philadelphia	88,241
Nov. 8	L	17-31	at Atlanta	67,982
Nov. 15	W	27-17	Denver	85,247
Nov. 22	L	6-7	at Dallas	85,277
Nov. 29	L	24-27	at Philadelphia	69,144
Dec. 6	L	30-33 [OT]	New Orleans	84,520
Dec. 13	W	34-13	at Oakland	44,506
Dec. 21	L	12-45	New York Giants	78,359
Dec. 27	L	0-17	Dallas	88,221
Jan. 3	L	20-23	at San Diego	67,554

	Redskins	Opponents
TOTAL FIRST DOWNS	280	280
Rushing	72	85
Passing	191	176
Penalty	17	19
3rd Down: Made/Att	86/216	87/219
3rd Down Pct.	39.8	39.7
4th Down: Made/Att	7/22	4/17
4th Down Pct.	31.8	23.5

POSSESSION AVG.	28:49	31:11
TOTAL NET YARDS	4,998	5,115
Avg. Per Game	312.4	319.7
Total Plays	970	1,000
Avg. Per Play	5.2	5.1

NET YARDS RUSHING	1,508	1,799
Avg. Per Game	94.3	112.4
Total Rushes	391	449

NET YARDS PASSING	3,490	3,316
Avg. Per Game	218.1	207.3
Sacked/Yards Lost	46/307	40/241
Gross Yards	3,797	3,557
Attempts/Completions	533/340	511/314
Completion Pct.	63.8	61.4
Had Intercepted	16	11

PUNTS/AVERAGE	76/40.6	70/41.8
NET PUNTING AVG.	36.1	38.5
PENALTIES/YARDS	85/679	98/763
FUMBLES/LOST	30/12	21/6

TOUCHDOWNS	29	34
Rushing	8	10
Passing	21	19
Returns	0	5

	Q1	Q2	Q3	Q4	OT	PTS
WASHINGTON	41	74	84	67	0	266
Opponents	96	118	30	89	3	336

	TO	Ru	Pa	Rt	PAT	FG	2-Pt.	TP
SCORING								
Suisham	0	0	0	0	20/21	18/21	0	74
Davis	6	0	6	0	0/0	0/0	0	36
Gano	0	0	0	0	6/6	4/4	0	18
Ganther	3	3	0	0	0/0	0/0	0	18
Moss	3	0	3	0	0/0	0/0	0	18
D. Thomas	3	0	3	0	0/0	0/0	0	18
Yoder	3	0	3	0	0/0	0/0	0	18
WASHINGTON	29	8	21	0	26/28	22/25	0	266
Opponents	34	10	19	5	31/31	31/36	2	336

	No.	Yards	Avg.	Lg	TD
RUSHING					
Portis	124	494	4.0	78	1
Campbell	46	236	5.1	21	1
Cartwright	64	228	3.6	34	0
WASHINGTON	391	1,508	3.9	78	8
Opponents	449	1,799	4.0	67t	10

	Att	Comp	Yards	Cmp%	Yards/Att	TD	TD%	Int	Int%	Long	Sack/Lost	Rating
PASSING												
Campbell	507	327	3,618	64.5	7.1	20	3.9	15	3.0	84	43/285	86.4
Collins	23	12	144	52.2	6.3	0	0.0	0	0.0	46	2/11	71.6
WASHINGTON	533	340	3,797	63.8	7.1	21	3.9	16	3.0	84	46/307	85.5
Opponents	511	314	3,557	61.4	7.0	19	3.7	11	2.2	75t	40/241	85.7

	No.	Yards	Avg.	Lg	TD
RECEIVING					
Moss	70	902	12.9	59t	3
Randle El	50	530	10.6	44	0
Davis	48	509	10.6	29	6
WASHINGTON	340	3,797	11.2	84	21
Opponents	314	3,557	11.3	75t	19

	No.	Yards	Avg.	Lg	TD
INTERCEPTIONS					
Hall	4	114	28.5	44	0
McIntosh	2	27	13.5	18	0
WASHINGTON	11	185	16.8	44	0
Opponents	16	291	18.2	62t	3

	No.	Yards	Avg.	Net	TB	In	Lg	Blk
PUNTING								
H. Smith	57	2,356	41.3	36.8	5	23	59	0
Pakulak	13	498	38.3	33.2	1	4	57	0
WASHINGTON	76	3,084	40.6	36.1	6	28	59	0
Opponents	70	2,929	41.8	38.5	4	30	68	0

	Ret	FC	Yards	Avg.	Lg	TD
PUNT RETURNS						
Randle El	17	19	102	6.0	43	0
Moss	11	1	52	4.7	11	0
WASHINGTON	32	22	152	4.8	43	0
Opponents	32	26	220	6.9	29	0

	No.	Yards	Avg.	Lg	TD
KICKOFF RETURNS					
Cartwright	39	868	22.3	42	0
D. Thomas	20	439	22.0	39	0
WASHINGTON	65	1,413	21.7	42	0
Opponents	56	1,104	19.7	55	0

	1-19	20-29	30-39	40-49	50+
FIELD GOALS					
Suisham	0/0	8/9	5/6	5/5	0/1
Gano	0/0	2/2	0/0	2/2	0/0
WASHINGTON	0/0	10/11	5/6	7/7	0/1
Opponents	1/1	12/12	8/8	9/12	1/3

	T	S	A	TFL	PD	FF	FR
DEFENSE							
Fletcher	172	108	64	2	10	1	0
McIntosh	115	62	53	3	5	2	0
Landry	98	83	15	3	7	2	0

SACKS: Brian Orakpo 11.0, Andre Carter 11.0, Albert Haynesworth 4.0, Lorenzo Alexander 2.0, Cornelius Griffin 2.0, Reed Doughty 2.0, London Fletcher 2.0, Kedric Golston 2.0, LaRon Landry 1.0, Chris Wilson 1.0, Justin Tryon 1.0, Phillip Daniels 1.0

NOTABLE
Record (Finish): 4-12 [4th NFC East]

Honors: LB London Fletcher, Pro Bowl; LB/DE Brian Orakpo, Pro Bowl, Pro Football Weekly/PFWA All-Rookie Team

Starters: Offense: WR Santana Moss [16], OT Stephon Heyer [16], LG Derrick Dockery [16], C Casey Rabach [16], QB Jason Campbell [16], TE Fred Davis [10], WR Devin Thomas [10], WR Malcolm Kelly [9], RB Clinton Portis [8], LT Levi Jones [8], OL Mike Williams [8], FB Mike Sellers [8], TE Chris Cooley [7], LT Chris Samuels [5], RG Chad Rinehart [4], WR Antwaan Randle El [3], RG Randy Thomas [2], RG Edwin Williams [2], RB Ladell Betts [2], RB Rock Cartwright [2], RB Quinton Ganther [2], TE Todd Yoder [1]

Defense: DE Phillip Daniels [16], DE Andre Carter [16], LB Brian Orakpo [16], LB London Fletcher [16], LB Rocky McIntosh [15], FS LaRon Landry [15], CB Carlos Rogers [15], DT Cornelius Griffin [14], DT Albert Haynesworth [12], CB DeAngelo Hall [12], SS Reed Doughty [7], DB Fred Smoot [7], DT Kedric Golston [6], FS Chris Horton [5], CB Byron Westbrook [1], CB Justin Tryon [1], FS Kareem Moore [1], LB H.B. Blades [1]

YEARLY STATS

2010 (6-10) // COACH MIKE SHANAHAN

Sept. 12	W	13-7	Dallas	90,670
Sept. 19	L	27-30 (OT)	Houston	88,240
Sept. 26	L	16-30	at St. Louis	52,370
Oct. 3	W	17-12	at Philadelphia	69,144
Oct. 10	W	16-13 (OT)	Green Bay	87,760
Oct. 17	L	24-27	Indianapolis	87,883
Oct. 24	W	17-14	at Chicago	62,155
Oct. 31	L	25-37	at Detroit	46,329
Nov. 15	L	28-59	Philadelphia	84,912
Nov. 21	W	19-16 (OT)	at Tennessee	69,143
Nov. 28	L	13-17	Minnesota	83,602
Dec. 5	L	7-31	at New York Giants	78,661
Dec. 12	L	16-17	Tampa Bay	66,124
Dec. 19	L	30-33	at Dallas	66,904
Dec. 26	W	20-17 (OT)	at Jacksonville	63,470
Jan. 2	L	14-17	New York Giants	76,189

	Redskins	Opponents
TOTAL FIRST DOWNS	295	326
Rushing	72	106
Passing	194	207
Penalty	29	13
3rd Down: Made/Att	61/208	75/214
3rd Down Pct.	29.3	35.0
4th Down: Made/Att	6/12	7/10
4th Down Pct.	50.0	70.0
POSSESSION AVG.	28:01	31:59
TOTAL NET YARDS	5,374	6,228
Avg. Per Game	335.9	389.3
Total Plays	1,002	1,051
Avg. Per Play	5.4	5.9
NET YARDS RUSHING	1,461	2,041
Avg. Per Game	91.3	127.6
Total Rushes	351	444
NET YARDS PASSING	3,913	4,187
Avg. Per Game	244.6	261.7
Sacked/Yards Lost	46/348	29/176
Gross Yards	4,261	4,363
Attempts/Completions	605/349	578/367
Completion Pct.	57.7	63.5
Had Intercepted	19	14
PUNTS/AVERAGE	94/40.2	86/43.1
NET PUNTING AVG.	33.7	36.0
PENALTIES/YARDS	90/647	104/839
FUMBLES/LOST	29/12	24/13
TOUCHDOWNS	33	42
Rushing	9	15
Passing	21	23
Returns	3	4

	Q1	Q2	Q3	Q4	OT	PTS
WASHINGTON	61	97	51	84	9	302
Opponents	104	94	101	75	3	377

	TO	Ru	Pa	Rt	PAT	FG	2-Pt.	TP
Gano	0	0	0	0	28/28	24/35	0	100
Moss	6	0	6	0	0/0	0/0	0	36
Torain	6	4	2	0	0/0	0/0	0	36
Williams	5	3	2	0	0/0	0/0	0	30
WASHINGTON	33	9	21	3	28/28	24/35	2	302
Opponents	42	15	23	4	37/37	28/38	2	377

	No.	Yards	Avg.	Lg	TD
Torain	164	742	4.5	54	4
Williams	65	261	4.0	32t	3
Portis	54	227	4.2	27	2
McNabb	29	151	5.2	36	0
WASHINGTON	351	1,461	4.2	54	9
Opponents	444	2,041	4.6	71	15

	Att	Comp	Yards	Cmp%	Yards/Att
PASSING					
McNabb	472	275	3,377	58.3	7.2
Grossman	133	74	884	55.6	6.6
WASHINGTON	605	349	4,261	57.7	7.0
Opponents	578	367	4,363	63.5	7.5

	No.	Yards	Avg.	Lg	TD
RECEIVING					
Moss	93	1,115	12.0	56	6
Cooley	77	849	11.0	35	3
Armstrong	44	871	19.8	76	3
WASHINGTON	349	4,261	12.2	76	21
Opponents	367	4,363	11.9	92t	23

	No.	Yards	Avg.	Lg	TD
INTERCEPTIONS					
Hall	6	92	15.3	92t	1
Buchanan	2	51	25.5	43	0
Rogers	2	43	21.5	38	0
WASHINGTON	14	199	14.2	92t	1
Opponents	19	216	11.4	64	2

	No.	Yards	Avg.	Net	TB	In	Lg	Blk
PUNTING								
Smith	57	2,310	40.5	33.7	1	17	56	0
Paulescu	17	700	41.2	33.1	1	2	52	0
Bidwell	15	625	41.7	37.7	0	3	5	2
WASHINGTON	93	3,776	40.2	33.7	2	23	56	1
Opponents	86	3,704	43.1	36.0	9	29	59	0

	Ret	FC	Yards	Avg.	Lg	TD
PUNT RETURNS						
Banks	38	10	431	11.3	53	0
WASHINGTON	40	13	432	10.8	53	0
Opponents	45	17	568	12.6	87t	1

	No.	Yards	Avg.	Lg	TD
KICKOFF RETURNS					
Banks	46	1,155	25.1	96t	1
Thomas	12	336	28.0	42	0
WASHINGTON	73	1,680	23.0	96t	1
Opponents	61	1,160	19.0	38	0

	1-19	20-29	30-39	40-49	50+
FIELD GOALS					
Gano	1/1	8/10	4/7	11/14	0/3
Opponents	0/0	8/9	11/15	8/12	1/2

	T	S	A	TFL	PD	FF	FR
DEFENSE							
Fletcher	188	135	53	4	12	3	3
McIntosh	155	99	56	1	3	1	0
Hall	112	73	33	4	16	2	2

SACKS: Brian Orakpo 8.5, Albert Haynesworth 2.5, London Fletcher 2.5, Andre Carter 2.5, Vonnie Holliday 2.5, Rocky McIntosh 2.0, Phillip Daniels 2.0, Lorenzo Alexander 1.5, Adam Carriker 1.5, Rob Jackson 1.0, LaRon Landry 1.0, Reed Doughty 1.0, Jeremy Jarmon 0.5

NOTABLE
Record (Finish): 6-10 (4th NFC East)

Honors: LB London Fletcher, Pro Bowl; CB DeAngelo Hall, Pro Bowl, Pro Bowl MVP; DT Ma'ake Kemoeatu, Ed Block Courage Award; LB Brian Orakpo, Pro Bowl; LB Lorenzo Alexander, Walter Payton Man of the Year Nominee

Starters: Offense: TE Chris Cooley (16), WR Santana Moss (16), C Casey Rabach (16), T Jammal Brown (14), G Kory Lichtensteiger (14), QB Donovan McNabb (13), T Trent Williams (13), WR Anthony Alexander (11), OL Artis Hicks (10), TE Fred Davis (9), FB Mike Sellers (9), RB Ryan Torain (8), G Will Montgomery (6), T Stephon Heyer (5), RB Clinton Portis (5), WR Joey Galloway (3), QB Rex Grossman (3), RB Keiland Williams (3), G Derrick Dockery (2)

Defense: DE Adam Carriker (16), DE London Fletcher (16), CB DeAngelo Hall (16), LB Rocky McIntosh (15), LB Brian Orakpo (15), DE Kedric Golston (13), LB Lorenzo Alexander (12), NT Ma'ake Kemoeatu (12), CB Carlos Rogers (12), S Kareem Moore (11), S Reed Doughty (9), S LaRon Landry (9), LB Andre Carter (5), CB Phillip Buchanan (5), OL Anthony Bryant (3), CB Kevin Barnes (2), DE Vonnie Holliday (2), LB H.B. Barnes (1), DE Phillip Daniels (1), S Macho Harris (1)

	TD	TD%	Int	Int%	Long	Sack/Lost	Rating
Passing							
McNabb	14	3.0	15	3.2	76	37/271	77.1
Grossman	7	5.3	4	3.0	64t	9/77	81.2
WASHINGTON	21	3.5	19	3.1	76	46/348	78.0
Opponents	23	4.0	14	2.4	92t	29/176	89.6

YEARLY STATS

2011 (5-11) // COACH MIKE SHANAHAN

Sept. 11	W	28-14	New York Giants	80,121
Sept. 18	W	22-21	Arizona	76,330
Sept. 26	L	16-18	at Dallas	91,017
Oct. 2	W	17-10	at St. Louis	56,113
Oct. 16	L	13-20	Philadelphia	80,447
Oct. 23	L	20-33	at Carolina	73,245
Oct. 30	L	0-23	at Buffalo	51,579
Nov. 6	L	11-19	San Francisco	78,032
Nov. 13	L	9-20	at Miami	57,007
Nov. 20	L	24-27 (OT)	Dallas	80,122
Nov. 27	W	23-17	at Seattle	66,007
Dec. 4	L	19-34	New York Jets	74,121
Dec. 11	L	27-34	New England	77,825
Dec. 18	W	23-10	at New York Giants	78,861
Dec. 24	L	26-33	Minnesota	68,370
Jan. 1	L	10-34	at Philadelphia	69,144

	Redskins	Opponents
TOTAL FIRST DOWNS	312	295
Rushing	79	95
Passing	204	180
Penalty	29	20
3rd Down: Made/Att	81/219	77/206
3rd Down Pct.	37.0	37.4
4th Down: Made/Att	4/13	4/10
4th Down Pct.	30.8	40.0
POSSESSION AVG.	30:09	29:51
TOTAL NET YARDS	5,387	5,437
Avg. Per Game	336.7	339.8
Total Plays	1032	988
Avg. Per Play	5.2	5.5
NET YARDS RUSHING	1,614	1,884
Avg. Per Game	100.9	117.8
Total Rushes	400	438
NET YARDS PASSING	3,773	3,553
Avg. Per Game	235.8	222.1
Sacked/Yards Lost	41/285	41/251
Gross Yards	4,058	3,804
Attempts/Completions	591/346	509/308
Completion Pct.	58.5	60.5
Had Intercepted	24	13
PUNTS/AVERAGE	66/43.1	70/45.3
NET PUNTING AVG.	39.0	37.8
PENALTIES/YARDS	91/897	123/1006
FUMBLES/LOST	25/11	26/8
TOUCHDOWNS	28	38
Rushing	8	15
Passing	19	22
Returns	1	1

SCORE BY PERIODS	Q1	Q2	Q3	Q4	OT	PTS
WASHINGTON	43	103	60	82	0	288
Opponents	75	90	73	126	3	367

SCORING	TD	Ru	Pa	Rt	PAT	FG	2-Pt.	TP
Gano	0	0	0	0	25/26	31/41	0	118
Gaffney	5	0	5	0	0/0	0/0	0	30
Moss	4	0	4	0	0/0	0/0	0	24
WASHINGTON	28	8	19	1	25/26	31/41	1	288
Opponents	38	15	22	1	37/38	34/41	0	367

RUSHING	No.	Yards	Avg.	Lg	TD
Helu	151	640	4.2	28t	2
Royster	56	328	5.9	28	0
Hightower	84	321	3.8	22	1
Torain	59	200	3.4	39	1
WASHINGTON	400	1,614	4.0	39	8
Opponents	438	1,884	4.3	67	15

PASSING	Att	Comp	Yards	Cmp%	Yards/Att	TD	TD%	Int	Int%	Long	Sack/Lost	Rating
Grossman	458	265	3,151	57.9	6.9	16	3.5	20	4.4	51	25/201	72.4
Beck	132	60	858	60.6	6.5	2	1.5	4	3.0	32	16/84	72.1
WASHINGTON	591	346	4,058	58.5	6.9	19	3.2	24	4.1	51	41/285	73.3
Opponents	509	308	3,804	60.5	7.5	22	4.3	13	2.6	73t	41/251	87.4

RECEIVING	No.	Yards	Avg.	Lg	TD
Gaffney	68	947	13.9	45	5
Davis	59	796	13.5	42	3
Helu	49	379	7.7	47t	1
Moss	46	584	12.7	49t	4
WASHINGTON	346	4,058	11.7	51	19
Opponents	308	3,804	12.4	73t	22

INTERCEPTIONS	No.	Yards	Avg.	Lg	TD
Hall	3	46	15.3	26	0
Atogwe	3	42	14.0	26	0
WASHINGTON	13	127	9.8	30	1
Opponents	24	353	14.7	51	0

PUNTING	No.	Yards	Avg.	Net	TB	In	Lg	Blk
Rocca	66	2,842	43.1	39.0	1	28	63	0
Opponents	70	3,172	45.3	37.8	10	20	67	0

PUNT RETURNS	Ret	FC	Yards	Avg.	Lg	TD
Banks	36	9	328	9.1	55	0
WASHINGTON	37	9	328	8.9	55	0
Opponents	32	21	250	7.8	30	0

KICKOFF RETURNS	No.	Yards	Avg.	Lg	TD
Banks	51	1,174	23.0	47	0
WASHINGTON	56	1,239	22.1	47	0
Opponents	36	749	20.8	51	0

FIELD GOALS	1-19	20-29	30-39	40-49	50+
Gano	0/0	14/15	5/9	8/11	4/6
Opponents	0/0	12/12	9/10	11/16	2/3

DEFENSE	T	S	A	TFL	PD	FF	FR
Fletcher	209	123	86	5	11	3	0
Hall	111	75	36	2	20	1	0
Doughty	87	52	35	3	2	2	1

SACKS: Brian Orakpo 9.0, Ryan Kerrigan 7.5, Stephen Bowen 6.0, Adam Carriker 5.5, Barry Cofield 3.0, Chris Neild 2.0, London Fletcher 1.5, LaRon Landry 1.5, Kedric Golston 1.5, Rocky McIntosh 1.0, Perry Riley 1.0, Oshiomogho Atogwe 0.5

NOTABLE
Record (Finish): 5-11 [4th NFC East]

Honors: LB London Fletcher, Pro Bowl, AP Second-Team All-Pro, Bart Starr Award Winner; LB Lorenzo Alexander, Walter Payton Man of the Year Nominee; DE Stephen Bowen, Ed Block Courage Award; RB Roy Helu, Pro Football Weekly/PFWA All-Rookie Team; LB Ryan Kerrigan, Pro Football Weekly/PFWA All-Rookie Team

Starters: Offense: G Chris Chester (16), C/G Will Montgomery (16), WR Jabar Gaffney (15), QB Rex Grossman (13), T Jammal Brown (12), TE Fred Davis (12), WR Santana Moss (12), T Trent Williams (10), G Maurice Hurt (8), FB Darrel Young (8), TE Logan Paulsen (6), TE Chris Cooley (5), RB Roy Helu (5), RB Tim Hightower (5), G Kory Lichtensteiger (5), T/G Tyler Polumbus (4), T Sean Locklear (4), RB Ryan Torain (4), QB John Beck (3), T Willie Smith (3), WR Anthony Armstrong (2), C Erik Cook (2), WR Leonard Hankerson (2), WR Niles Paul (2), RB Evan Royster (2)

Defense: DE Stephen Bowen (16), DE Adam Carriker (16), NT Barry Cofield (16), LB London Fletcher (16), CB DeAngelo Hall (16), LB Ryan Kerrigan (16), LB Brian Orakpo (16), CB Josh Wilson (16), S Reed Doughty (11), S Oshiomogho Atogwe (8), S LaRon Landry (8), LB Rocky McIntosh (8), LB Perry Riley (8), S DeJon Gomes (5)

YEARLY STATS

2012 (10-6) // COACH MIKE SHANAHAN

Sept. 9	W	40-32	at New Orleans	72,180
Sept. 16	L	28-31	at St. Louis	53,979
Sept. 23	L	31-38	Cincinnati	80,060
Sept. 30	W	24-22	at Tampa Bay	58,191
Oct. 7	L	17-24	Atlanta	75,337
Oct. 14	W	38-26	Minnesota	78,476
Oct. 21	L	23-27	at New York Giants	81,352
Oct. 28	L	12-27	at Pittsburgh	62,371
Nov. 4	L	13-21	Carolina	79,327
Nov. 18	W	31-6	Philadelphia	79,327
Nov. 22	W	38-31	at Dallas	90,166
Dec. 3	W	17-16	New York Giants	80,246
Dec. 9	W	31-28	Baltimore	81,178
Dec. 16	W	38-21	at Cleveland	65,083
Dec. 23	W	27-20	at Philadelphia	69,144
Dec. 30	W	28-18	Dallas	82,845
Jan. 6	L	14-24	Playoffs Seattle	84,325

	Redskins	Opponents
TOTAL FIRST DOWNS	341	340
Rushing	144	89
Passing	171	223
Penalty	26	28
3rd Down: Made/Att	68/190	95/215
3rd Down Pct.	35.8	44.2
4th Down: Made/Att	12/17	8/14
4th Down Pct.	70.6	57.1
POSSESSION AVG.	31:05	28:55
TOTAL NET YARDS	6,131	6,043
Avg. Per Game	383.2	377.7
Total Plays	994	1031
Avg. Per Play	6.2	5.9
NET YARDS RUSHING	2,709	1,532
Avg. Per Game	169.3	95.8
Total Rushes	519	363
NET YARDS PASSING	3,422	4,511
Avg. Per Game	213.9	281.9
Sacked / Yards Lost	33/244	32/209
Gross Yards	3,666	4,720
Attempts / Completions	442/291	636/393
Completion Pct.	65.8	61.8
Had Intercepted	8	21
PUNTS/AVERAGE	70/42.6	65/46.4
NET PUNTING AVG.	36.2	39.4
PENALTIES/YARDS	116/985	100/811
FUMBLES/LOST	26/6	17/10
TOUCHDOWNS	52	43
Rushing	22	11
Passing	24	31
Returns	6	1

	Q1	Q2	Q3	Q4	OT	PTS
WASHINGTON	43	103	60	82	0	288
Opponents	75	90	73	126	3	367

	TD	Ru	Pa	Rt	PAT	FG	2-Pt.	TP
Forbath	0	0	0	0	33/34	17/18	0	84
Morris	13	13	0	0	0/0	0/0	0	78
Moss	8	0	8	0	0/0	0/0	0	48
Griffin III	7	7	0	0	0/0	0/0	0	42
WASHINGTON	52	22	24	6	50/51	24/30	1	438
Opponents	43	11	31	1	36/36	28/30	5	388

	No.	Yards	Avg.	Lg	TD
RUSHING					
Morris	335	1,613	4.8	39t	13
Griffin III	120	815	6.8	76t	7
Royster	23	88	3.8	12	2
WASHINGTON	519	2,709	5.2	76t	22
Opponents	363	1,532	4.2	53	11

	Att	Comp	Yards	Cmp%	Yards/Att	TD	TD%	Int	Int%	Long	Sack/Lost	Rating
PASSING												
Griffin III	393	258	3,200	65.6	8.1	20	5.1	5	1.3	88t	30/217	102.4
Cousins	48	33	466	68.8	9.7	4	8.3	3	6.3	77t	3/27	101.6
WASHINGTON	442	291	3,666	65.8	8.3	24	5.4	8	1.8	88t	33/244	102.1
Opponents	636	393	4,720	61.8	7.4	31	4.9	21	3.3	85t	32/209	87.0

	No.	Yards	Avg.	Lg	TD
RECEIVING					
Morgan	48	510	10.6	32	2
Garçon	44	633	14.4	88t	4
Moss	41	573	14.0	77t	8
WASHINGTON	291	3,666	12.6	88t	24
Opponents	393	4,720	12.0	85t	31

	No.	Yards	Avg.	Lg	TD
INTERCEPTIONS					
Fletcher	5	29	5.8	10	0
Hall	4	62	15.5	27	0
R.Jackson	4	19	4.8	17	1
WASHINGTON	21	257	12.2	49	3
Opponents	8	142	17.8	41	0

	No.	Yards	Avg.	Net	TB	In	Lg	Blk
PUNTING								
Rocca	68	2,984	43.9	37.2	3	22	61	2
Opponents	65	3,018	46.4	39.4	6	23	66	0

	Ret	FC	Yards	Avg.	Lg	TD
PUNT RETURNS						
Banks	26	5	178	6.8	27	0
Crawford	8	2	156	19.5	64	0
WASHINGTON	36	7	335	9.3	64	0
Opponents	39	19	320	8.2	39	0

	No.	Yards	Avg.	Lg	TD
KICKOFF RETURNS					
Banks	22	527	24.0	55	0
Paul	13	283	21.8	48	0
WASHINGTON	38	892	23.5	55	0
Opponents	55	1,264	23.0	48	0

	1-19	20-29	30-39	40-49	50+
FIELD GOALS					
Forbath	0/0	3/3	2/3	11/11	1/1
Cundiff	0/0	1/1	3/5	3/4	0/2
WASHINGTON	0/0	4/4	5/8	14/15	1/3
Opponents	0/0	6/6	10/10	8/9	4/5

	T	S	A	TFL	PD	FF	FR
DEFENSE							
Fletcher	188	112	76	6	14	3	0
Riley	167	92	75	7	8	1	1
Hall	115	89	26	6	16	0	1

SACKS: Ryan Kerrigan 8.5, Rob Jackson 4.5, Perry Riley 3.5, London Fletcher 3.0, Barry Cofield 2.5, Lorenzo Alexander 2.5, Josh Wilson 1.0, Jordan Pugh 1.0, Stephen Bowen 1.0, Madiou Williams 1.0, DeAngelo Hall 1.0, Brian Orakpo 1.0, Chris Wilson 0.5

NOTABLE
Record (Finish): 10-6 (1st NFC East)

Honors: QB Robert Griffin III, Pro Bowl, AP Offensive Rookie of the Year, PFW/PFWA Rookie of the Year, PFW/PFWA Offensive Rookie of the Year, PFW/PFWA All-Rookie Team, Sporting News Rookie of the Year; LB/ST Lorenzo Alexander, Pro Bowl, PFW/PFWA All-Conference Special Teamer, Media Good Guy Award, NFLPA Pulse Award; LB London Fletcher, Pro Bowl, AP Second-Team All-Pro, NFLPA Pulse Award, USA Football All-Fundamentals Team; LB Ryan Kerrigan, Pro Bowl; G Kory Lichtensteiger, Ed Block Courage Award; WR Joshua Morgan, Walter Payton Man of the Year Nominee; RB Alfred Morris, AP Second-Team All-Pro, PFW/PFWA All-Rookie Team; T Trent Williams, Pro Bowl

Starters: Offense: T Trent Williams (16), G Kory Lichtensteiger (16), C Will Montgomery (16), G Chris Chester (16), RB Alfred Morris (16), T Tyler Polumbus (15), QB Robert Griffin III (15), WR Joshua Morgan (14), WR Pierre Garçon (10), TE Logan Paulsen (10), FB Darrel Young (8), TE Fred Davis (7), WR Leonard Hankerson (7), TE Niles Paul (4), TE Chris Cooley (2), WR Santana Moss (1), WR Aldrick Robinson (1), QB Kirk Cousins (1), G/T Maurice Hurt (1)

Defense: NT Barry Cofield (16), DE Stephen Bowen (16), LB Ryan Kerrigan (16), LB London Fletcher (16), LB Perry Riley (16), LB DeAngelo Hall (16), CB Josh Wilson (16), S Madiou Williams (16), DE Jarvis Jenkins (14), LB Rob Jackson (14), S Reed Douchy (10), S DeJon Gimes (1), DE Adam Carriker (2), LB Brian Orakpo (2), S Brandon Meriweather (1), CB Cedric Griffin (1)

YEARLY STATS

2013 [3-13] // COACH MIKE SHANAHAN

Sept. 9	L	27-33	Philadelphia	82,743
Sept. 15	L	20-38	at Green Bay	78,020
Sept. 22	L	20-27	Detroit	80,111
Sept. 29	W	24-14	at Oakland	53,549
Oct. 13	L	16-31	at Dallas	90,239
Oct. 20	W	45-41	Chicago	83,147
Oct. 27	L	21-45	at Denver	77,031
Nov. 3	W	30-24 (OT)	San Diego	80,115
Nov. 7	L	27-34	at Minnesota	64,011
Nov. 17	L	16-24	at Philadelphia	69,144
Nov. 25	L	6-27	San Francisco	79,773
Dec. 1	L	17-24	New York Giants	75,220
Dec. 8	L	10-45	Kansas City	56,247
Dec. 15	L	26-27	at Atlanta	70,069
Dec. 22	L	23-24	Dallas	80,411
Dec. 29	L	6-20	at New York Giants	80,177

	Redskins	Opponents
TOTAL FIRST DOWNS	329	329
Rushing	112	102
Passing	198	204
Penalty	19	23
3rd Down: Made/Att	95/235	66/194
3rd Down Pct.	40.4	34.0
4th Down: Made/Att	6/20	12/17
4th Down Pct.	30.0	70.6
POSSESSION AVG.	30:42	29:18
TOTAL NET YARDS	5,915	5,665
Avg. Per Game	369.7	354.1
Total Plays	1,107	993
Avg. Per Play	5.3	5.7
NET YARDS RUSHING	2,164	1,769
Avg. Per Game	135.3	110.6
Total Rushes	453	44
NET YARDS PASSING	3,751	3,896
Avg. Per Game	234.4	243.5
Sacked / Yards Lost	43/306	36/238
Gross Yards	4057	4134
Attempts / Completions	611/355	514/337
Completion Pct.	58.1	65.6
Interceptions	19	16
PUNTS/AVERAGE	85/41.5	74/46.4
NET PUNTING AVG.	85/33.4	74/41.2
PENALTIES/YARDS	99/802	83/697
FUMBLES/LOST	30/15	19/10
TOUCHDOWNS		
Rushing	14	23
Passing	20	29
Returns	5	7

	Q1	Q2	Q3	Q4	OT	PTS
WASHINGTON	47	114	82	85	6	334
Opponents	126	141	91	120	0	478

	TO	Ru	Pa	Rt	PAT	FG	2-Pt.	TP
Forbath	0	0	0	0	26/26	18/22	0	80
Morris	7	7	0	0	0/0	0/0	0	42
Garçon	5	0	5	0	0/0	0/0	0	30
Young	4	3	1	0	0/0	0/0	0	24
Helu	4	4	0	0	0/0	0/0	0	24
WASHINGTON	39	14	20	5	33/33	21/26	2	334
Opponents	59	23	29	7	59/59	21/25	0	478

	No.	Yards	Avg.	Lg	TD
RUSHING					
Morris	276	1,275	4.6	45t	7
Griffin III	86	489	5.7	26	0
Helu	62	274	4.4	24	4
WASHINGTON	453	2,164	4.8	45t	14
Opponents	443	1,769	4.0	50t	23

	Att	Comp	Yards	Cmp%	Yards/Att	TD	TD%	Int	Int%	Long	Sack/Lost	Rating
PASSING												
Griffin III	456	274	3,203	60.1	7.0	16	3.5	12	2.6	62t	38/274	82.2
Cousins	155	81	854	52.3	5.5	4	2.6	7	4.5	62	5/32	58.4
WASHINGTON	611	355	4,057	58.1	6.6	20	3.3	19	3.1	62t	43/306	76.1
Opponents	514	337	4,134	65.6	8.0	29	5.6	16	3.1	57	36/238	96.1

	No.	Yards	Avg.	Lg	TD
RECEIVING					
Garçon	113	1346	11.9	53t	5
Reed	45	499	11.1	38	3
Moss	42	452	10.8	28	2
WASHINGTON	355	4,057	11.4	62t	20
Opponents	337	4,134	12.3	57	29

	No.	Yards	Avg.	Lg	TD
INTERCEPTIONS					
Hall	4	49	12.3	26t	2
Meriweather	2	62	31.0	32	0
Amerson	2	45	22.5	45t	1
WASHINGTON	16	247	15.4	45t	4
Opponents	19	214	11.3	75t	2

	No.	Yards	Avg.	Net	TD	In	Lg	Blk
PUNTING								
Rocca	84	3,526	42.0	33.8	0	26	63	1
Opponents	74	3,437	46.4	41.2	8	29	72	0

	Ret	FC	Yards	Avg.	Lg	TD
PUNT RETURNS						
Moss	8	130	7.2	18	0	2
Morgan	8	1	59	7.4	34	0
WASHINGTON	35	11	225	6.4	34	0
Opponents	39	18	655	16.8	86t	3

	No.	Yards	Avg.	Lg	TD
KICKOFF RETURNS					
Paul	20	411	20.6	39	0
Morgan	12	239	19.9	25	0
WASHINGTON	51	1,018	20.0	39	0
Opponents	47	1,048	22.3	95t	1

	1-19	20-29	30-39	40-49	50+
FIELD GOALS					
Forbath	0/0	3/4	10/10	4/6	1/2
Potter	0/0	2/2	0/0	1/1	0/1
WASHINGTON	0/0	5/6	10/10	5/7	1/3
Opponents	2/2	6/6	7/9	5/5	1/3

	T	S	A	TFL	PD	FF	FR
DEFENSE							
Riley	112	69	43	7	8	0	1
Fletcher	111	63	48	4	2	1	0
Wilson	89	64	25	5	7	2	3

SACKS: Brian Orakpo 10.0, Ryan Kerrigan 8.5, Perry Riley Jr. 3.0, Barry Cofield 2.5, London Fletcher 2.0, Rob Jackson 2.0, Jarvis Jenkins 2.0, Josh Wilson 2.0, Chris Baker 1.0, Brandon Meriweather 1.0, Bacarri Rambo 1.0, Darryl Tapp 1.0

NOTABLE
Record (Finish): 3-13 [4th NFC East]

Honors: WR Pierre Garçon, USA Today All-Joe Team; QB Robert Griffin III, Ed Block Courage Award; RB Alfred Morris, Pro Bowl, Walter Payton Man of the Year Nominee; WR Santana Moss, Media Good Guy Award; LB Brian Orakpo, Pro Bowl; TE Jordan Reed, PFWA All-Rookie Team; T Trent Williams, Pro Bowl; FB Darrel Young, Media Good Guy Award

Starters: Offense: G Chris Chester (16), WR Pierre Garçon (16), G Kory Lichtensteiger (16), C Will Montgomery (16), RB Alfred Morris (16), T Tyler Polumbus (16), T Trent Williams (16), TE Logan Paulsen (14), QB Robert Griffin III (13), WR Leonard Hankerson (7), WR Joshua Morgan (7), FB Darrel Young (7), TE Niles Paul (4), TE Jordan Reed (4), QB Kirk Cousins (3), TE Fred Davis (3), WR Santana Moss (1), WR Aldrick Robinson (1)

Defense: NT Barry Cofield (16), LB London Fletcher (16), CB DeAngelo Hall (16), LB Ryan Kerrigan (16), LB Perry Riley Jr. (16), CB Josh Wilson (16), LB Brian Orakpo (15), S Brandon Meriweather (13), DE Stephen Bowen (10), CB David Amerson (8), S Reed Doughty (8), DE Kedric Golston (8), CB E.J. Biggers (5), DE Jarvis Jenkins (5), DE Chris Baker (3), S Bacarri Rambo (3), S Jose Gumbs (1), LB Rob Jackson (1)

YEARLY STATS

2014 [4-12] // COACH JAY GRUDEN

Sept. 7	L	6-17	at Houston	71,770
Sept. 14	W	41-10	Jacksonville	80,037
Sept. 21	L	34-37	at Philadelphia	69,596
Sept. 25	L	14-45	New York Giants	80,573
Oct. 6	L	17-27	Seattle	79,522
Oct. 12	L	20-30	at Arizona	61,159
Oct. 19	W	19-17	Tennessee	75,227
Oct. 27	W	20-17 (OT)	at Dallas	87,055
Nov. 2	L	26-29	at Minnesota	52,252
Nov. 16	L	7-27	Tampa Bay	77,442
Nov. 23	L	13-17	at San Francisco	70,799
Nov. 30	L	27-49	at Indianapolis	65,352
Dec. 7	L	0-24	St. Louis	71,120
Dec. 14	L	13-24	at New York Giants	77,628
Dec. 20	W	27-24	Philadelphia	78,897
Dec. 28	L	17-44	Dallas	80,897

	Redskins	Opponents
TOTAL FIRST DOWNS	318	307
Rushing	88	77
Passing	186	195
Penalty	44	35
3rd Down: Made/Att	62/197	89/207
3rd Down Pct.	31.5	43.0
4th Down: Made/Att	4/16	5/9
4th Down Pct.	25.0	55.6
POSSESSION AVG.	30:34	29:26
TOTAL NET YARDS	5738	5712
Avg. Per Game	358.6	357.0
Total Plays	1,006	976
Avg. Per Play	5.7	5.9
NET YARDS RUSHING	1,691	1,722
Avg. Per Game	105.7	107.6
Total Rushes	401	421
NET YARDS PASSING	4,047	3,990
Avg. Per Game	252.9	249.4
Sacked/Yards Lost	59/414	36/241
Gross Yards	4,461	4,231
Attempts/Completions	547/364	519/345
Completion Pct.	66.5	66.5
Had Intercepted	18	7
PUNTS/AVERAGE	78/46.9	80/44.0
NET PUNTING AVG.	40.0	40.4
PENALTIES/YARDS	120/1130	144/1184
FUMBLES/LOST	31/13	26/12
TOUCHDOWNS	33	53
Rushing	15	11
Passing	18	35
Returns	0	7

	Q1	Q2	Q3	Q4	OT	PTS
SCORE BY PERIODS						
WASHINGTON	53	94	78	73	3	301
Opponents	86	133	82	137	0	438

	TD	Ru	Pa	Rt	PAT	FG	2-Pt.	TP
SCORING								
Forbath	0	0	0	0	31/32	24/27	0	103
Morris	8	8	0	0	0/0	0/0	0	48
Jackson	6	0	6	0	0/0	0/0	0	36
Young	5	3	2	0	0/0	0/0	0	30
WASHINGTON	33	15	18	0	31/32	24/27	0	301
Opponents	53	11	35	7	50/51	22/26	2	438

	No.	Yards	Avg.	Lg	TD
RUSHING					
Morris	265	1,074	4.1	30	8
Helu Jr.	40	216	5.4	18	1
Griffin III	38	176	4.6	23	1
WASHINGTON	401	1,691	4.2	30	15
Opponents	421	1,722	4.1	65t	11

	Att	Comp	Yards	Cmp%	Yards/Att	TD	TD%	Int	Int%	Long	Sack/Lost	Rating
PASSING												
Cousins	204	126	1,710	61.8	8.4	10	4.9	9	4.4	81t	8/70	86.4
Griffin III	214	147	1,694	68.7	7.9	4	1.9	6	2.8	69t	33/227	86.9
McCoy	128	91	1,057	71.1	8.3	4	3.1	3	2.3	70t	17/117	96.4
WASHINGTON	547	364	4,461	66.5	8.2	18	3.3	18	3.3	81t	58/414	88.8
Opponents	519	345	4,231	66.5	8.2	35	6.7	7	1.3	79t	36/241	108.3

	No.	Yards	Avg.	Lg	TD
RECEIVING					
Garçon	68	752	11.1	70t	3
Jackson	56	1,169	20.9	81t	6
Reed	50	465	9.3	30	0
WASHINGTON	364	4,461	12.3	81t	18
Opponents	345	4,231	12.3	79t	35

	No.	Yards	Avg.	Lg	TD
INTERCEPTIONS					
Breeland	2	0	0.0	0	0
WASHINGTON	7	38	5.4	14	0
Opponents	18	245	13.6	39	2

	No.	Yards	Avg.	Net	TB	In	Lg	Blk
PUNTING								
Way	77	3,659	47.5	40.0	7	22	77	1
WASHINGTON	78	3,659	46.9	40.0	7	22	77	1
Opponents	80	3,522	44.0	40.4	4	39	61	0

	Ret	FC	Yards	Avg.	Lg	TD
PUNT RETURNS						
Roberts	28	25	208	7.4	37	0
Jackson	1	2	0	0.0	0	0
WASHINGTON	29	27	208	7.2	37	0
Opponents	42	10	397	9.5	78t	1

	No.	Yards	Avg.	Lg	TD
KICKOFF RETURNS					
Roberts	30	710	23.7	45	0
Paul	2	36	18.0	20	0
WASHINGTON	36	783	21.8	45	0
Opponents	43	1,111	25.8	102t	1

	1-19	20-29	30-39	40-49	50+
FIELD GOALS					
Forbath	0/0	11/11	6/7	7/8	0/1
WASHINGTON	0/0	11/11	6/7	7/8	0/1
Opponents	0/0	4/5	12/14	5/6	1/1

	T	S	A	TFL	PD	FF	FR
DEFENSE							
K. Robinson	108	70	38	6	3	0	1
Clark	101	68	33	3	3	0	2
Riley Jr.	93	60	33	6	4	1	0

SACKS: Ryan Kerrigan 13.5, Jason Hatcher 5.5, Brandon Meriweather 3.0, Frank Kearse 3.0, Trent Murphy 2.5, Perry Riley Jr. 2.0, Keenan Robinson 1.5, Trevardo Williams 1.0, Chris Baker 1.0, Barry Cofield Jr. 1.0, Jackson Jeffcoat 1.0, Brian Orakpo 0.5, Ryan Clark 0.5

NOTABLE
Record (Finish): 4-12 (4th NFC East)

Honors: S Ryan Clark, NFL Art Rooney Sportsmanship Award Nominee; RB Alfred Morris, Pro Bowl; LB Ryan Kerrigan, Media Good Guy Award; LB Keenan Robinson, Ed Block Courage Award; T Trent Williams, Pro Bowl; FB Darrel Young, Walter Payton Man of the Year Nominee

Starters: Offense: G Chris Chester [16], C Kory Lichtensteiger [16], RB Alfred Morris [16], G Shawn Lauvaio [15], T Trent Williams [15], WR Pierre Garçon [14], WR DeSean Jackson [13], TE Logan Paulsen [12], FB Darrel Young [10], T Tom Compton [9], QB Robert Griffin III [7], TE Niles Paul [7], T Tyler Polumbus [7], QB Kirk Cousins [5], QB Colt McCoy [4], WR Andre Roberts [4], WR Ryan Grant [2], TE Jordan Reed [2], G Josh LeRibeus [1], T Morgan Moses [1]

Defense: LB Ryan Kerrigan [16], CB David Amerson [15], CB Bashaud Breeland [15], S Ryan Clark [15], DE Jarvis Jenkins [14], LB Perry Riley Jr. [14], DE Jason Hatcher [13], LB Keenan Robinson [13], DL Chris Baker [12], S Brandon Meriweather [10], LB Trent Murphy [8], LB Brian Orakpo [7], LB Will Compton [5], S Phillip Thomas [4], DE Stephen Bowen [3], DL Barry Cofield Jr. [3], CB DeAngelo Hall [3], CB E.J. Biggers [2], LB Jackson Jeffcoat [1], CB Chase Minnifield [1], CB Tracy Porter [1], S Trenton Robinson [1]

YEARLY STATS

2015 (9-7) // COACH JAY GRUDEN

Sept. 13	L	10-17	Miami	76,512
Sept. 20	W	24-10	St. Louis	72,460
Sept. 24	L	21-32	at New York Giants	76,081
Oct. 4	W	23-20	Philadelphia	74,767
Oct. 11	L	19-25	at Atlanta	70,178
Oct. 18	L	20-34	at New York Jets	78,160
Oct. 25	W	31-30	Tampa Bay	72,912
Nov. 8	L	10-27	at New England	66,829
Nov. 15	W	47-14	New Orleans	75,086
Nov. 22	L	16-44	at Carolina	74,418
Nov. 29	W	20-14	New York Giants	77,367
Dec. 7	L	16-19	Dallas	80,444
Dec. 13	W	24-21	at Chicago	61,026
Dec. 20	W	35-25	Buffalo	80,124
Dec. 26	W	38-24	at Philadelphia	69,586
Jan. 3	W	34-23	at Dallas	90,127
Jan. 10	L	18-35	Playoffs Green Bay	81,367

	Redskins	Opponents
TOTAL FIRST DOWNS	317	329
Rushing	81	103
Passing	208	202
Penalty	28	24
3rd Down: Made/Att	94/216	78/207
3rd Down Pct.	43.5	37.7
4th Down: Made/Att	7/12	11/20
4th Down Pct.	58.3	55.0
POSSESSION AVG.	31:39	28:21
TOTAL NET YARDS	5,661	6,090
Avg. Per Game	353.8	380.6
Total Plays	1,011	1,010
Avg. Per Play	5.6	6.0
NET YARDS RUSHING	1,566	1,962
Avg. Per Game	97.9	122.6
Total Rushes	429	406
NET YARDS PASSING	4,095	4,128
Avg. Per Game	255.9	258.0
Sacked/Yards Lost	27/199	38/264
Gross Yards	4,294	4,392
Attempts/Completions	555/386	566/354
Completion Pct.	69.5	62.5
Had Intercepted	11	11
PUNTS/AVERAGE	71/45.4	69/44.9
NET PUNTING AVG.	39.8	40.9
PENALTIES/YARDS	105/827	112/955
FUMBLES/LOST	26/11	36/16
TOUCHDOWNS	44	44
Rushing	9	10
Passing	30	30
Returns	5	4

	Q1	Q2	Q3	Q4	OT	PTS
WASHINGTON	102	110	61	115	0	388
Opponents	71	84	100	118	6	379

	TD	Ru	Pa	Rt	PAT	FG	2-Pt.	TP
Hopkins	0	0	0	0	39/40	25/28	0	114
Reed	11	0	11	0	0/0	0/0	0	66
Garçon	6	0	6	0	0/0	0/0	0	36
WASHINGTON	44	9	30	5	40/41	26/30	2	388
Opponents	44	10	30	4	40/41	23/28	1	379

	No.	Yards	Avg.	Lg	TD
Morris	202	751	3.7	48	1
Jones	144	490	3.4	39t	3
Thompson	35	216	6.2	42	0
WASHINGTON	429	1,566	3.7	48	9
Opponents	406	1,962	4.8	70	10

	Att	Comp	Yards	Cmp%	Yards/Att
Cousins	543	379	4,166	69.8	7.7
McCoy	11	7	128	63.6	11.6
WASHINGTON	555	386	4,294	69.5	7.7
Opponents	566	354	4,392	62.5	7.8

	No.	Yards	Avg.	Lg	TD
RECEIVING					
Reed	87	952	10.9	32	11
Garçon	72	777	10.8	39t	6
Crowder	59	604	10.2	44	2
WASHINGTON	386	4,294	11.1	78t	30
Opponents	354	4,392	12.4	62t	30

	No.	Yards	Avg.	Lg	TD
INTERCEPTIONS					
Breeland	2	56	28.0	28	0
Blackmon	2	7	3.5	6	0
Riley Jr.	2	7	3.5	7	0
WASHINGTON	11	181	16.5	44	1
Opponents	11	140	12.7	59t	1

	No.	Yards	Avg.	Net	TB	In	Lg	Blk
PUNTING								
Way	70	3,224	46.1	39.8	7	21	64	1
WASHINGTON	71	3,224	45.4	39.8	7	21	64	1
Opponents	69	3,097	44.9	40.9	6	24	63	1

	Ret	FC	Yards	Avg.	Lg	TD
PUNT RETURNS						
Crowder	30	16	158	5.3	16	0
Jackson	2	1	-5	-2.5	2	0
WASHINGTON	32	17	153	4.8	16	0
Opponents	30	14	258	8.6	69t	1

	No.	Yards	Avg.	Lg	TD
KICKOFF RETURNS					
Ross	28	684	24.4	101t	1
Roberts	7	231	33.0	99t	1
WASHINGTON	40	999	25.0	101t	2
Opponents	29	582	20.1	49	0

	1-19	20-29	30-39	40-49	50+
FIELD GOALS					
Hopkins	0/0	7/7	9/9	7/8	2/4
Forbath	0/0	0/0	0/0	1/2	0/0
WASHINGTON	0/0	7/7	9/9	8/10	2/4
Opponents	0/0	8/8	8/10	5/7	2/3

	T	S	A	TFL	PD	FF	FR
DEFENSE							
Goldson	108	69	39	1	3	1	2
W. Compton	93	51	42	1	3	0	1
Breeland	81	59	22	5	16	3	2

SACKS: Ryan Kerrigan 9.5, Preston Smith 8.0, Chris Baker 6.0, Trent Murphy 3.5, Jason Hatcher 2.0, Ricky Jean Francois 2.0, Stephen Paea 1.5, Terrance Knighton 1.5, Will Compton 1.0, Frank Kearse 1.0, Will Blackmon 1.0

NOTABLE Record (Finish): 9-7 (1st NFC East)

Honors: QB Kirk Cousins, PFWA Co-Most Improved Player; LB Ryan Kerrigan, Walter Payton Man of the Year Nominee; RB Alfred Morris, NFL Art Rooney Sportsmanship Award Nominee; T Morgan Moses, Ed Block Courage Award; G Brandon Scherff, PFWA All-Rookie Team; T Trent Williams, Pro Bowl, PFWA All-NFC, Media Good Guy Award

Starters: Offense: QB Kirk Cousins [16], WR Pierre Garçon [16], RB Alfred Morris [16], T Morgan Moses [16], G Brandon Scherff [16], T Trent Williams [14], G Spencer Long [13], TE Derek Carrier [11], G Josh LeRibeux [11], WR DeSean Jackson [9], TE Jordan Reed [9], WR Jamison Crowder [6], WR Ryan Grant [5], C Kory Lichtensteiger [5], G Shawn Lauvao [3], TE Anthony McCoy [3], FB Darrel Young [3], T Tom Compton [2], T Ty Nsekhe [2], TE Alex Smith [1]

Defense: LB Ryan Kerrigan [16], S Dashon Goldson [15], NT Terrance Knighton [15], LB Trent Murphy [15], DE Jason Hatcher [14], CB Bashad Breeland [13], DE Chris Baker [11], CB Will Blackmon [10], LB Will Compton [9], LB Perry Riley Jr. [9], CB/S DeAngelo Hall [3/5], LB Keenan Robinson [8], S Trenton Robinson [8], CB Chris Culliver [6], LB Mason Foster [5], S Kyshoen Jarrett [5], CB Quinton Dunbar [1], S Duke Ihenacho [1], DE Ricky Jean-Francois [1], S Jeron Johnson [1], DE Stephen Paea [1], CB Justin Rogers [1], LB Preston Smith [1]

	TD	TD%	Int	Int%	Long	Sack/Lost	Rating
Opponents	29	5.3	11	2.0	78t	26/186	101.6
WASHINGTON	30	5.4	11	2.0	78t	27/199	102.0
Opponents	30	5.3	11	1.9	62t	38/264	96.1

YEARLY STATS

2016 (8-7-1) // COACH JAY GRUDEN

Sept. 12	L	16-38	Pittsburgh	79,124
Sept. 18	L	23-27	Dallas	80,612
Sept. 25	W	29-27	at New York Giants	78,368
Oct. 2	W	31-20	Cleveland	76,249
Oct. 9	W	16-10	at Baltimore	71,318
Oct. 16	W	27-20	Philadelphia	78,934
Oct. 23	L	17-20	at Detroit	60,461
Oct. 30	T	27-27 (OT)	at Cincinnati	84,488
Nov. 13	W	26-20	Minnesota	78,216
Nov. 20	W	42-24	Green Bay	77,137
Nov. 24	L	26-31	at Dallas	93,099
Dec. 4	L	23-31	at Arizona	64,939
Dec. 11	W	27-22	at Philadelphia	69,586
Dec. 19	L	15-26	Carolina	76,689
Dec. 24	W	41-21	at Chicago	57,953
Jan. 1	L	10-19	New York Giants	79,471

	Redskins	Opponents
TOTAL FIRST DOWNS	345	368
Rushing	89	109
Passing	226	225
Penalty	30	34
3rd Down: Made/Att	90/199	97/208
3rd Down Pct.	45.2	46.6
4th Down: Made/Att	7/14	9/16
4th Down Pct.	50.0	56.3
POSSESSION AVG.	29:38	30:22
TOTAL NET YARDS	6,454	6,046
Avg. Per Game	403.4	377.9
Total Plays	1,009	1,050
Avg. Per Play	6.4	5.8
NET YARDS RUSHING	1,696	1,916
Avg. Per Game	106.0	119.8
Total Rushes	379	423
NET YARDS PASSING	4,758	4,130
Avg. Per Game	297.4	258.1
Sacked/Yards Lost	23/190	38/253
Gross Yards	4,948	4,383
Attempts/Completions	607/407	589/387
Completion Pct.	67.1	65.7
Had Intercepted	12	13
PUNTS/AVERAGE	49/45.1	61/45.9
NET PUNTING AVG.	38.9	38.9
PENALTIES/YARDS	110/909	100/1,023
FUMBLES/BALL LOST	19/9	22/8
TOUCHDOWNS	43	45
Rushing	17	19
Passing	25	22
Returns	1	4

SCORE BY PERIODS	Q1	Q2	Q3	Q4	OT	PTS
WASHINGTON	77	91	96	132	0	396
Opponents	68	138	60	117	0	383

SCORING	TD	Ru	Pa	Rt	PAT	FG	2-Pt.	TP
Hopkins	0	0	0	0	36/39	34/42	0	138
Crowder	8	0	7	1	0/0	0/0	0	48
Kelley	7	6	1	0	0/0	0/0	0	42
WASHINGTON	43	17	25	1	36/39	34/42	0	396
Opponents	45	19	22	4	41/43	24/30	0	383

RUSHING	No.	Yards	Avg.	Lg	TD
Kelley	168	704	4.2	66	6
Jones	99	460	4.6	57	3
Thompson	68	356	5.2	25t	3
WASHINGTON	379	1,696	4.5	66	17
Opponents	423	1,916	4.5	35	19

RECEIVING	No.	Yards	Avg.	Lg	TD
Garcon	79	1041	13.2	70t	3
Crowder	67	847	12.6	55t	7
Reed	66	686	10.4	33	6
WASHINGTON	407	4,948	12.2	80t	25
Opponents	387	4,383	11.3	54	22

INTERCEPTIONS	No.	Yards	Avg.	Lg	TD
Norman	3	38	12.7	35	0
Breeland	3	32	10.7	26	0
WASHINGTON	13	186	14.3	79	0
Opponents	12	201	16.8	64t	2

PUNTING	No.	Yards	Avg.	Net	TB	In	Lg	Blk
Way	49	2,209	45.1	38.9	4	15	61	0
WASHINGTON	49	2,209	45.1	38.9	4	15	61	0
Opponents	61	2,797	45.9	38.9	4	18	68	0

PUNT RETURNS	Ret	FC	Yards	Avg.	Lg	TD
Crowder	27	15	328	12.1	85t	1
Blackmon	1	1	16	16.0	16	0
WASHINGTON	29	16	344	11.9	85t	1
Opponents	27	7	222	8.2	19	0

KICKOFF RETURNS	No.	Yards	Avg.	Lg	TD
Thompson	17	360	21.2	28	0
Blackmon	4	109	27.3	45	0
WASHINGTON	27	570	21.1	45	0
Opponents	25	534	21.4	86t	1

FIELD GOALS	1-19	20-29	30-39	40-49	50+
Hopkins	0/0	12/12	12/14	7/9	3/7
WASHINGTON	0/0	12/12	12/14	7/9	3/7
Opponents	0/0	8/9	7/9	8/9	1/3

DEFENSE	T	S	A	TFL	PD	FF	FR
Foster	123	88	35	9	3	0	0
Compton	104	60	44	5	5	1	2
Breeland	71	60	11	1	11	2	0

SACKS: Ryan Kerrigan 11.0, Trent Murphy 9.0, Preston Smith 4.5, Chris Baker 3.5, Cullen Jenkins 1.5, Ricky Jean Francois 1.5, Ziggy Hood 1.0, Su'a Cravens 1.0, Bashaud Breeland 1.0, David Bruton Jr. 1.0, Mason Foster 1.0, Quinton Dunbar 1.0, Terence Garvin 0.5, Will Blackmon 0.5

NOTABLE Record (Finish): 8-7-1 (3rd NFC East)

Honors: QB Kirk Cousins, Pro Bowl, NFL Art Rooney Sportsmanship Award Nominee; WR Pierre Garçon, Walter Payton Man of the Year Nominee; DE Ricky Jean Francois, Media Good Guy Award; LB Ryan Kerrigan, Pro Bowl, PFWA All-NFC; TE Niles Paul, Ed Block Courage Award; TE Jordan Reed, Pro Bowl; G Brandon Scherff, Pro Bowl; T Trent Williams, Pro Bowl, Sporting News All-Pro, PFWA All-NFC

Starters: Offense: QB Kirk Cousins [16], WR Pierre Garçon [16], T Morgan Moses [16], G Brandon Scherff [16], WR DeSean Jackson [15], TE Vernon Davis [14], G Shawn Lauvao [14], C/G Spencer Long [12], T Trent Williams [12], WR Jamison Crowder [9], RB Rob Kelley [9], TE Jordan Reed [8], RB Matt Jones [7], T Ty Nsekhe [4], C Kory Lichtensteiger [3], G Arie Kouandjio [2], WR Ryan Grant [1], TE Niles Paul [1], C John Sullivan [1]

Defense: DE Chris Baker [16], LB Ryan Kerrigan [16], CB Josh Norman [16], LB Preston Smith [16], LB Will Compton [15], CB Bashaud Breeland [14], DL Ziggy Hood [14], LB Mason Foster [13], S Duke Ihenacho [10], S Dontae Whitner Sr. [9], DE Ricky Jean-Francois [7], S Will Blackmon [6], CB Kendall Fuller [6], S David Bruton Jr. [4], S Su'a Cravens [3], S DeAngelo Hall [3], CB Quinton Dunbar [2], DL Kedric Golston [2], CB Dashaun Phillips [2], CB Greg Toler [2], LB Martrell Spaight [1]

PASSING	Att	Comp	Yards	Cmp%	Yards/Att	TD	TD%	Int	Int%	Long	Sack/Lost	Rating
Cousins	606	406	4,917	67.0	8.1	25	4.1	12	2.0	80t	23/190	97.2
Way	1	1	31	100.0	31.0	0	0.0	0	0.0	31	0/0	118.8
WASHINGTON	607	407	4,948	67.1	8.2	25	4.1	12	2.0	80t	23/190	97.4
Opponents	589	387	4,383	65.7	7.4	22	3.7	13	2.2	54	38/253	91.1

YEARLY STATS

2017 [7-9] // COACH JAY GRUDEN

Sept. 10	L	17-30	Philadelphia	78,685
Sept. 17	W	27-20	at Los Angeles Rams	56,812
Sept. 24	W	27-10	Oakland	77,123
Oct. 2	L	20-29	at Kansas City	74,587
Oct. 15	W	26-24	San Francisco	75,568
Oct. 23	L	24-34	at Philadelphia	69,586
Oct. 29	L	19-33	Dallas	78,428
Nov. 5	W	17-14	at Seattle	68,927
Nov. 12	L	30-38	Minnesota	74,476
Nov. 19	L	31-34	at New Orleans	73,138
Nov. 23	W	20-10	New York Giants	73,210
Nov. 30	L	14-38	at Dallas Cowboys	91,712
Dec. 10	L	13-30	at Los Angeles Chargers	25,393
Dec. 17	W	20-15	Arizona	71,026
Dec. 24	W	27-11	Denver	72,889
Dec. 31	L	10-18	at New York Giants	76,269

	Redskins	Opponents
TOTAL FIRST DOWNS	278	307
Rushing	66	105
Passing	191	171
Penalty	21	31
3rd Down: Made/Att	66/204	83/226
3rd Down Pct.	32.4	36.7
4th Down: Made/Att	9/16	9/15
4th Down Pct.	56.3	60.0
POSSESSION AVG.	29:40	30:20
TOTAL NET YARDS	5199	5566
Avg. Per Game	324.9	347.9
Total Plays	982	1045
Avg. Per Play	5.3	5.3
NET YARDS RUSHING	1448	2146
Avg. Per Game	90.5	134.1
Total Rushes	401	472
NET YARDS PASSING	3751	3420
Avg. Per Game	234.4	213.8
Sacked/Yards Lost	41/342	42/272
Gross Yards	4093	3692
Attempts/Completions	540/347	531/306
Completion Pct.	64.3	57.6
Had Intercepted	13	16
PUNTS/AVERAGE	83/45.7	80/44.2
NET PUNTING AVG.	39.0	41.0
PENALTIES/YARDS	92/732	100/887
FUMBLES/BALL LOST	28/14	21/7
TOUCHDOWNS	39	41
Rushing	10	13
Passing	27	23
Returns	2	5

SCORE BY PERIODS	Q1	Q2	Q3	Q4	OT	PTS
WASHINGTON	74	115	50	103	0	342
Opponents	67	117	77	124	3	388

SCORING	TD	Ru	Pa	Rt	PAT	FG	2-Pt.	TP
Hopkins	0	0	0	0	18/19	14/17	0	60
Rose	0	0	0	0	18/20	10/11	0	48
Doctson	6	0	6	0	0/0	0/0	0	36
Thompson	6	2	4	0	0/0	0/0	0	36
WASHINGTON	39	10	27	2	36/39	24/28	0	342
Opponents	41	13	23	5	32/34	34/41	3	388

RUSHING	No.	Yards	Avg.	Lg	TD
Perine	175	603	3.4	30	1
Thompson	64	294	4.6	61t	2
Kelley	62	194	3.1	21	3
Cousins	49	179	3.7	18	4
WASHINGTON	401	1448	3.6	61t	10
Opponents	472	2146	4.5	75t	13

PASSING	Att	Comp	Yards	Cmp%	Yards/Att	TD	TD%	Int	Int%	Long	Sack/Lost	Rating
K.Cousins	540	347	4093	64.3%	7.6	27	5.0%	13	2.4%	74	41/342	93.8
WASHINGTON	540	347	4093	64.3%	7.6	27	5.0%	13	2.4%	74	41/342	93.8
Opponents	531	306	3692	57.6%	7.0	23	4.3%	16	3.0%	75t	42/272	81.0

RECEIVING	No.	Yards	Avg.	Lg	TD
Crowder	66	789	12.0	41	3
Grant	45	573	12.7	40t	4
Davis	43	648	15.1	69	3
Thompson	39	510	13.1	74	4
Doctson	35	502	14.3	52t	6
WASHINGTON	347	4093	11.8	74	27
Opponents	306	3692	12.1	75t	23

INTERCEPTIONS	No.	Yards	Avg.	Lg	TD
Swearinger	4	32	8.0	31	0
Fuller	4	4	1.0	3	0
Smith	2	26	13.0	18	0
WASHINGTON	16	194	12.1	96t	2
Opponents	13	183	14.1	53t	2

PUNTING	No.	Yards	Avg.	Net	TB	In	Lg	Blk
Way	83	3794	45.7	39.0	6	33	64	0
WASHINGTON	83	3794	45.7	39.0	6	33	64	0
Opponents	80	3538	44.2	41.0	4	27	62	0

PUNT RETURNS	Ret	FC	Yards	Avg.	Lg	TD
Crowder	27	21	171	6.3	29	0
WASHINGTON	29	22	178	6.1	29	0
Opponents	39	26	435	11.2	83t	1

KICKOFF RETURNS	No.	Yards	Avg.	Lg	TD
Breeland	10	208	20.8	35	0
Thompson	8	165	20.6	29	0
WASHINGTON	34	673	19.8	35	0
Opponents	24	448	18.7	34	0

FIELD GOALS	1-19	20-29	30-39	40-49	50+
Hopkins	1/1	7/7	2/2	4/5	0/2
Rose	0/0	5/5	3/4	1/1	1/1
WASHINGTON	1/1	12/12	5/6	5/6	1/3
Opponents	1/1	9/9	12/13	7/13	5/5

DEFENSE	T	S	A	TFL	PD	FF	FR
Brown	127	84	43	12	2	0	0
Swearinger	79	61	18	2	10	1	0
Spaight	69	41	28	4	2	0	1

SACKS: Ryan Kerrigan 13.0, Preston Smith 8.0, Anthony Lanier II 5.0, Matt Ioannidis 4.5, Junior Galette 3.0, Zach Brown 2.5, Terrell McClain 2.0, Jonathan Allen 1.0, Mason Foster 0.5, Josh Harvey-Clemons 0.5, Ziggy Hood 0.5, D.J. Swearinger 0.5

NOTABLE Record (Finish): 7-9 (3rd NFC East)

Honors: TE Vernon Davis, NFL Art Rooney Sportsmanship Award Finalist; S DeAngelo Hall, Ed Block Courage Award; LB Ryan Kerrigan, Pro Bowl; PFWA All-NFC; G Brandon Scherff, Pro Bowl; LB Nick Sundberg, Walter Payton Man of the Year Nominee; RB Chris Thompson, Media Good Guy Award; T Trent Williams, Pro Bowl, Sporting News All-Pro

Starters: Offense: QB Kirk Cousins (16), TE Vernon Davis (16), T Morgan Moses (16), WR Josh Doctson (14), G Brandon Scherff (14), T Trent Williams (10), G Shawn Lauvaao (9), TE Niles Paul (8), RB Samaje Perine (8), WR Ryan Grant (7), RB Robert Kelley (7), C Chase Roullier (7), WR Jamison Crowder (6), G Arie Kouandjio (6), C Spencer Long (6), T Ty Nsekhe (5), TE Jordan Reed (5), TE Jeremy Sprinkle (5), G/C Tony Bergstrom (3), DL Tyler Catalina (2), T T.J. Clemmings (2), WR Terrelle Pryor Sr. (2), WR Brian Quick (1), RB Chris Thompson (1)

Defense: LB Ryan Kerrigan (16), LB Preston Smith (16), S D.J. Swearinger (16), CB Bashaud Breeland (15), LB Zach Brown (13), DL Ziggy Hood (13), CB Josh Norman (13), DL Matt Ioannidis (10), DL Stacy McGee (10), S Deshaun Everett (8), CB Kendall Fuller (6), S Montae Nicholson (6), LB Martrell Spaight (6), LB Zach Vigil (6), DL Jonathan Allen (5), CB Quinton Dunbar (4), LB Mason Foster (4), LB Will Compton (3), S DeAngelo Hall (2), DL Anthony Lanier II (2), DL Terrell McClain (2)

YEARLY STATS

2019 (3-13) // COACHES JAY GRUDEN (5) & BILL CALLAHAN (11)

Sept. 8	L	32-27	at Philadelphia	69,696
Sept. 15	L	31-21	Dallas	75,128
Sept. 23	L	31-15	Chicago	67,327
Sept. 29	L	24-3	at New York Giants	74,149
Oct. 6	L	33-7	New England	76,483
Oct. 13	W	17-16	at Miami	59,808
Oct. 20	L	9-0	San Francisco	61,459
Oct. 24	L	19-9	at Minnesota	66,776
Nov. 3	L	24-9	at Buffalo	67,685
Nov. 17	L	34-17	New York Jets	56,426
Nov. 24	W	19-16	Detroit	57,754
Dec. 1	W	29-21	at Carolina	77,286
Dec. 8	L	20-15	at Green Bay	77,286
Dec. 15	L	37-27	Philadelphia	63,246
Dec. 22	L	41-35 (OT)	New York Giants	66,083
Dec. 29	L	47-16	at Dallas	90,646

	Redskins	Opponents
TOTAL FIRST DOWNS	248	354
Rushing	74	120
Passing	154	200
Penalty	20	34
3rd Down: Made/Att	52/179	111/227
3rd Down Pct.	29.1	48.9
4th Down: Made/Att	6/14	12/19
4th Down Pct.	42.9	63.2
POSSESSION AVG.	27:02	32:58
TOTAL NET YARDS	4395	6162
Avg. Per Game	274.7	385.1
Total Plays	885	1079
Avg. Per Play	5.0	5.7
NET YARDS RUSHING	1583	2339
Avg. Per Game	98.9	146.2
Total Rushes	356	493
NET YARDS PASSING	2812	3823
Avg. Per Game	175.8	238.9
Sacked/Yards Lost	50/393	46/270
Gross Yards	3205	4093
Attempts/Completions	479/298	540/371
Completion Pct.	62.2	68.7
Had Intercepted	13	13
PUNTS/AVERAGE	79/49.6	58/43.7
NET PUNTING AVG.	44.1	40.2
PENALTIES/YARDS	106/835	94/805
FUMBLES/BALL LOST	21/8	23/9
TOUCHDOWNS	28	52
Rushing	9	14
Passing	18	35
Returns	1	3

SCORE BY PERIODS	Q1	Q2	Q3	Q4	OT	PTS
WASHINGTON	37	94	48	87	0	266
Opponents	90	133	89	117	0	435

SCORING	TD	Ru	Pa	Rt	PAT	FG	2-Pt.	TP
Hopkins	0	0	0	0	21/22	25/30	0	96
McLaurin	7	0	7	0	0/0	0/0	0	42
Sims Jr.	4	1	4	1	0/0	0/0	0	36
Peterson	5	5	0	0	0/0	0/0	0	30
WASHINGTON	28	9	18	1	21/22	25/30	1	266
Opponents	52	14	35	3	46/48	25/30	1	435

RUSHING	No.	Yards	Avg.	Lg	TD
Peterson	211	898	4.3	32	5
Guice	42	245	5.8	60	2
Thompson	37	138	3.7	16	0
Haskins Jr.	20	101	5.1	23	0
Sims Jr.	9	85	9.4	65t	1
WASHINGTON	356	1583	4.5	65t	9
Opponents	493	2339	4.7	67t	14

PASSING	Att	Comp	Yards	Cmp%	Yards/Att
Keenum	247	160	1707	64.8%	6.9
Haskins Jr.	203	119	1365	58.6%	6.7
McCoy	27	18	122	66.7%	4.5
WASHINGTON	479	298	3205	62.2%	6.7
Opponents	540	371	4093	68.7%	7.6

RECEIVING	No.	Yards	Avg.	Lg	TD
McLaurin	58	919	15.8	75t	7
Thompson	42	378	9.0	39	0
Sims Jr.	34	310	9.1	65	4
Harmon	30	365	12.2	30	0
Richardson Jr.	28	245	8.8	22	2
WASHINGTON	298	3205	10.8	75t	18
Opponents	371	4093	11.0	53t	35

INTERCEPTIONS	No.	Yards	Avg.	Lg	TD
Dunbar	4	6	1.5	6	0
Moreau	3	16	5.3	10	0
Nicholson	2	23	11.5	23	0
Apke	1	33	33.0	33	0
WASHINGTON	13	106	8.2	33	0
Opponents	13	178	13.7	59	2

PUNTING	No.	Yards	Avg.	Net	TB	In20	Lg	Blk
Way	79	3919	49.6	44.1	4	30	79	0
WASHINGTON	79	3919	49.6	44.1	4	30	79	0
Opponents	58	2536	43.7	40.9	3	21	60	1

PUNT RETURNS	Ret	FC	Yards	Avg.	Lg	TD
Quinn	16	9	78	4.9	15	0
Sims Jr.	6	4	26	4.3	11	0
WASHINGTON	22	13	104	4.7	15	0
Opponents	39	19	354	9.1	21	0

KICKOFF RETURNS	No.	Yards	Avg.	Lg	TD
Sims Jr.	32	819	25.6	91t	1
Smallwood	1	14	14.0	14	0
WASHINGTON	33	833	25.2	91t	1
Opponents	17	439	25.8	66	0

FIELD GOALS	1-19	20-29	30-39	40-49	50+
Hopkins	0/0	7/8	8/9	8/10	2/3
WASHINGTON	0/0	7/8	8/9	8/10	2/3
Opponents	0/0	12/12	6/7	6/9	1/2

DEFENSE	T	S	A	TFL	PD	FF	FR
Collins	117	78	39	9	4	2	0
Bostic	105	56	49	3	2	0	0
Holcomb	101	70	31	6	1	3	0

SACKS: Matt Ioannidis 8.5, Montez Sweat 7.0, Jonathan Allen 6.0, Ryan Kerrigan 5.5, Ryan Anderson 4.0, Chris Odom 2.0, Daron Payne 2.0, Tim Settle 2.0, Jon Bostic 1.0, Landon Collins 1.0, Shaun Dion Hamilton 1.0, Treyvon Hester 1.0, Cole Holcomb 1.0, Cassanova McKinzy 1.0, Josh Norman 1.0, Nate Orchard 1.0, Noah Spence 1.0

NOTABLE Record (Finish): 3-13 (4th NFC East)

Starters: Offense: G Ereck Flowers Sr. (16), T Morgan Moses (16), T Donald Penn (15), RB Adrian Peterson (15), WR Terry McLaurin (14), C Chase Roullier (14), Jeremy Sprinkle (13), G Brandon Scherff (11), QB Case Keenum (8), WR Kelvin Harmon (8), QB Dwayne Haskins Jr. (7), WR Trey Quinn (6), Paul Richardson Jr. (6), G Tony Bergstrom (6), G Wes Martin (5), TE Hale Hentges (4), WR Steven Sims Jr. (2), T Geron Christian Sr. (2), QB Colt McCoy (1), RB Derrius Guice (1), TE Vernon Davis (1), WR Cam Sims (1), WR Robert Davis (1), TE Jerome Cunningham (1)

Defense: LB Montez Sweat (16), LB Jon Bostic (16), DL Matt Ioannidis (15), DL Jonathan Allen (15), LB Cole Holcomb (15), S Landon Collins (15), S Montae Nicholson (13), LB Ryan Kerrigan (12), CB Quinton Dunbar (11), DL Daron Payne (9), CB Josh Norman (8), CB Fabian Moreau (7), CB Jimmy Moreland (5), LB Ryan Anderson (4), S Jeremy Reaves (3), Troy Apke (2), CB Aaron Colvin (2), CB Coty Sensabaugh (2), CB Danny Johnson (2), DL Tim Settle (2), CB Kayvon Webster (1), CB Dominique Rodgers-Cromartie (1), S Maurice Smith (1).



2019 GAME SUMMARIES

GAME SUMMARIES

Sept. 8, 2019

GAME 1

Lincoln Financial Field [Philadelphia, Pa.]

EAGLES 32, REDSKINS 27

PHILADELPHIA - DeSean Jackson's homecoming turned into a highlight show for the speedy receiver.

Carson Wentz threw a pair of deep touchdown passes to Jackson, and the Philadelphia Eagles overcame a 17-point deficit to beat the Washington Redskins 32-27 on Sunday.

Wentz was 28 of 39 for 313 yards and three TDs in his first game since Week 14 after not taking a snap in the preseason. Jackson had eight catches for 154 yards. The Eagles racked up 436 total yards.

Case Keenum threw for 380 yards and three TDs, helping the Redskins build a 17-0 lead in his first start with his fourth team in four seasons.

But Philadelphia's high-powered offense took over and the defense settled down after a sloppy start.

Playing his first game back in Philadelphia since former Eagles coach Chip Kelly cut him following his third Pro Bowl season in 2013, Jackson picked up where he left off six years ago and showed no signs of slowing down at age 32.

Jackson blew past the defense on a third-and-10 in the third quarter, caught Wentz's pass inside the 10 and strolled into the end zone to give the Eagles a 21-20 lead. The 53-yard TD reception was Jackson's second of 50-plus yards in the game and the 31st of his career. Only Hall of Famer Jerry Rice had more at 36.

Zach Ertz caught a 26-yard pass to set up Alshon Jeffery's first career rushing score on the first play of the fourth quarter. Jeffery caught a backward pass from Wentz and fought his way into the end zone. Darren Sproles ran in for the 2-point conversion to extend the lead to 29-20.

The Eagles trailed 17-0 in the second quarter when Jackson made an over-the-shoulder, 51-yard TD catch.

Wentz found Jeffery going across the back of the end zone for a 5-yard TD pass to cut Washington's lead to 20-14 in the third quarter.

Keenum hit Terry McLaurin perfectly in stride on a deep pass for a 70-yard TD to give the Redskins a 17-0 lead, inciting the first boos from fans anticipating a championship season.

The Redskins got the ball to start and scored a touchdown on the season's opening drive for the first time since 2004. Vernon Davis turned a short pass from Keenum into a 48-yard score after hurdling Ronald Darby and breaking a tackle on his way down the right sideline.

TEAM	QTR	TIME	SCORING PLAY	DRIVE	WAS	PHI
WAS	1	10:54	V. Davis 48 yd. pass from C. Keenum [D. Hopkins kick]	7-80; 4:06	7	0
WAS	1	2:48	D. Hopkins 41 yd. Field Goal	11-57; 5:55	10	0
WAS	2	9:57	T. McLaurin 69 yd. pass from C. Keenum [D. Hopkins kick]	2-71; 0:52	17	0
PHI	2	4:19	D. Jackson 51 yd. pass from C. Wentz [J. Elliott kick]	5-62; 1:28	17	7
WAS	2	0:00	D. Hopkins 48 yd. Field Goal	9-41; 1:41	20	7
PHI	3	7:50	A. Jeffery 5 yd. pass from C. Wentz [J. Elliott kick]	12-75; 7:10	20	14
PHI	3	5:07	D. Jackson 53 yd. pass from C. Wentz [J. Elliott kick]	3-53; 0:15	20	21
PHI	4	14:55	A. Jeffery 2 yd. run [D. Sprole run]	9-71; 4:42	20	29
PHI	4	3:10	J. Elliott 22 yd. Field Goal	19-74; 8:55	20	32
WAS	4	0:06	T. Quinn 4 yd. pass from C. Keenum [D. Hopkins kick]	15-75; 3:04	27	32

PASSING

WAS: C. Keenum 30-44 380, 3 TDs

PHI: C. Wentz 28-39 313, 3 TDs

RUSHING

WAS: D. Guice 10-18, C. Thompson 3-10

PHI: D. Sproles 9-47, J. Howard 6-44, M. Sanders 11-25, C. Wentz 4-5, A. Jeffery 1-2-1

RECEIVING

WAS: C. Thompson 7-68, T. McLaurin 5-125-1, V. Davis 4-59-1, P. Richardson 4-36, T. Quinn 4-33-1, D. Guice 3-20, K. Harmon 2-31, J. Sprinkle 1-8

PHI: D. Jackson 8-154-2, Z. Ertz 5-54, A. Jeffery 5-49-1, D. Sproles 3-16, D. Goedert 2-16, N. Agholor 2-11, J. Howard 2-11, M. Sanders 1-2

PUNT RETURNS

WAS: T. Quinn 1-11

PHI: D. Sproles 4-46

KICKOFF RETURNS

WAS: S. Sims Jr. 3-46

PHI: None

SACKS

WAS: C. McKinzy 1-0

PHI: T. Jernigan 1-10

INTERCEPTIONS

WAS: None

PHI: None

GAME SUMMARIES

Sept. 15, 2019

GAME 2

FedEx Field [Landover, Md.]

Cowboys 31, REDSKINS 21

LANDOVER, Md. [AP] — Dak Prescott probably could have kept running — maybe all the way to the end zone.

Instead, the Dallas Cowboys quarterback stiff-armed Washington Redskins cornerback Josh Norman to put an exclamation point on his longest run of the game. Prescott spent Sunday afternoon carving up the Redskins' defense with his arms and legs to the tune of 26 of 30 passing for 269 yards and three touchdowns and 69 yards rushing in a 31-21 Cowboys victory to improve to 2-0.

A week after putting up a perfect 158.3 QB rating, Prescott responded from an interception to lead Dallas on consecutive touchdown drives of 97, 83 and 75 yards. At one point, he completed 18 consecutive passes and wondered the last time he had an incomplection.

On the verge of a contract extension that's expected to guarantee him over \$30 million, Prescott connected with three receivers on the touchdowns: Devin Smith, Jason Witten and Cooper. Less than two weeks removed from ending his holdout and agreeing to a \$90 million, six-year deal, Ezekiel Elliott had his workload increased to 23 carries for 111 yards and ran for a touchdown.

It was a game that felt like it was being played deep in the heart of Texas — an entire side of the lower bowl was full of blue and white Cowboys jerseys, who just about outnumbered Redskins fans. Sounds of "Coop" filled the stadium after Cooper's catches, and there was a loud "DE-FENSE" chant when Washington had the ball.

The Redskins [0-2] got a rushing touchdown from Adrian Peterson and passing TDs from Case Keenum to Paul Richardson and rookie Terry McLaurin. But their banged-up defense playing without two starters struggled to contain Prescott or cover his receivers.

Prescott hasn't had a stretch as good as this in his NFL career, which comes at a perfect juncture amid contract negotiations.

TEAM	QTR	TIME	SCORING PLAY	DRIVE	WAS	DAL
WAS	2	14:15	A. Peterson 1yd. run [D. Hopkins kick]	10-38; 5:53	7	0
DAL	2	6:10	D. Smith 51 yd. pass from D. Prescott [B. Maher kick]	7-97; 3:34	7	7
DAL	2	0:09	J. Witten 2 yd. pass from D. Prescott [B. Maher kick]	11-83; 4:23	7	14
DAL	3	9:58	A. Cooper 10 yd. pass from D. Prescott [B. Maher kick]	9-75; 5:02	7	21
WAS	3	4:30	P. Richardson 9 yd. pass from C. Keenum [D. Hopkins kick]	11-75; 5:28	14	21
DAL	4	13:51	B. Maher 25 yd. Field Goal	11-68; 5:39	14	24
DAL	4	5:07	E. Elliot 2 yd. run [B. Maher kick]	10-54; 5:57	14	31
WAS	4	2:17	T. McLaurin 1 yd. pass from C. Keenum [D. Hopkins kick]	11-75; 2:50	21	31

PASSING

WAS: C. Keenum 26-37 221, 2 TDs

DAL: D. Prescott 26-30 269, 3 TDs

RUSHING

WAS: A. Peterson 10-25-1, S. Sims 3-16, W. Smallwood 1-4, C. Thompson 2-3, C. Keenum 1- -1,

DAL: E. Elliot 23-111-1, D. Prescott 5-69, T. Pollard, 4-22, R. Cobb 2-11

RECEIVING

WAS: T. McLaurin 5-62-1, C. Thompson 5-48, T.Quinn 4-36, V. Davis 3-29, P. Richardson 3-16-1, W. Smallwood 2-9, A. Peterson 2-7, J. Sprinkle 1-11, S. Sims 1-3

DAL: M.Gallup 6-6, R.Cobb 5-24, A.Cooper 4-44-1, J.Witten 4-25-1, D.Smith 3-74-1, E.Elliott 2-9, B.Jarwin 1-22, T.Pollard 1 1 3

PUNT RETURNS

WAS: T. Quinn 1-9

DAL: R. Cobb 1-4, C. Wilson 1-0

KICKOFF RETURNS

WAS: S. Sims 1-20

DAL: R. Cobb 1-11

SACKS

WAS: R. Kerrigan 1

DAL: T. Crawford 1

INTERCEPTIONS

WAS: M. Nicholson 1-20

DAL: None

GAME SUMMARIES

Sept. 23, 2019

GAME 3

FedExField [Landover, Md.]

BEARS 31, REDSKINS 15

LANDOVER, Md. [AP] — After the Chicago Bears' offense was slow to get going this season, Mitchell Trubisky was excited to speed things up.

Trubisky and the Bears used a no-huddle, hurry-up tempo to snap out of their offensive funk and score 28 first-half points on the way to beating the Washington Redskins 31-15 Monday night. After no passing touchdowns the first two games of the year, Trubisky connected with Taylor Gabriel on three of them in the second quarter alone.

The 2017 second overall pick looked at ease with a fast-paced approach and picked apart Washington's porous defense on 25 of 31 passing for 231 yards. It was the offensive explosion Trubisky predicted would happen this week.

Chicago [2-1] had just a 1-yard touchdown run to show for its first two games, and Trubisky entered the night with a completion percentage of 58.3 and ranked near the bottom of the league in yards per attempt. Facing the Redskins [0-3] brought out some of the best in Trubisky. Trubisky had 173 yards in the first half alone before throwing an interception at the goal line in the third quarter.

With scores of 1, 3 and 36 yards, Gabriel joined Mike Ditka in 1963 as the only Bears receivers with three TD catches in the first half of a game. Gabriel made six catches for 75 yards before leaving in the second half with a concussion.

The Bears took advantage of five turnovers by Redskins quarterback Case Keenum: two interceptions by Ha Ha Clinton-Dix, including a pick six, another by Kyle Fuller and fumbles forced by Khalil Mack and Danny Trevathan.

With the offense up to the defense's speed in the first half, Chicago put up 28 points in two quarters after scoring a total of 19 the past two weeks, 12 of which came on field goals from Eddy Piñeiro.

Mack had two of the Bears' four sacks to continue a dominant start by the defense that didn't give up a Washington TD until midway through the third quarter. Keenum's two TD passes came long after fans chanted for rookie quarterback Dwayne Haskins and booed the Redskins off the field at halftime.

TEAM	QTR	TIME	SCORING PLAY	DRIVE	WAS	CHI
CHI	1	9:42	H. Clinton-Dix 37 yd interception return [E. Pineiro]	0:00	0	7
CHI	2	7:00	T. Gabriel 3 yd. pass from M. Trubusky [E. Pineiro]	11-67; 6:23	0	14
CHI	2	5:42	T. Gabriel 1 yd. pass from M. Trubusky [E. Pineiro]	2-11; 0:46	0	21
CHI	2	0:43	T. Gabriel 36 yd. pass from M. Trubusky [E. Pineiro]	9-63; 4:23	0	28
WAS	2	0:00	D. Hopkins 35 yd. Field Goal	5-56; 0:43	3	28
WAS	3	6:39	T. McLaurin 15 yd. pass from C. Keenum [pass failed]	8-66; 3:37	9	28
WAS	4	13:11	P. Richardson 2 yd. pass from C. Keenum [pass failed]	12-97; 4:56	15	28
CHI	4	1:50	E. Pineiro 38 yd. Field Goal	10-58; 5:12	15	31

PASSING

WAS: C. Keenum 30-43 331, 2 TDs, 3 INTs

CHI: M. Trubisky 25-31 231, 3 TDs, 1 INT

RUSHING

WAS: A. Peterson 12-37, C. Thompson 7-29, C. Keenum 2-3

CHI: D. Montgomery 13-67, C. Patterson 4-14, T. Gabriel 1-7, M. Trubisky 1-2, M. Davis 1-2, T. Cohen 4- -2

RECEIVING

WAS: P. Richardson 8-83-1, T. McLaurin 6-70-1, T. Quinn 5-30, C. Thompson 4-78, V. Davis 2-30, S. Sims 2-24, J. Sprinkle 2-19, A. Peterson 1- -3

CHI: T. Gabriel 6-75-3, A. Robinson 6-60, T. Burton 4-20, D. Montgomery 3-14, T. Cohen 2-26, A. Miller 1-15, J. Wims 1-8, A. Shaheen 1-7, C. Patterson 1-6

PUNT RETURNS

WAS: T. Quinn 2-15

CHI: T. Cohen 1-3

KICKOFF RETURNS

WAS: S. Sims 3-102

CHI: C. Patterson 2-52

SACKS

WAS: M. Sweat 1, J. Norman 1, M. Ioannidis 1

CHI: K. Mack 2, N. Williams 1, D. Trevathan 1

INTERCEPTIONS

WAS: J. Norman 1

CHI: H. Clinton-Dix 2, K. Fuller 1

GAME SUMMARIES

Sept. 29, 2019

GAME 4

MetLife Stadium [East Rutherford, N. J.]

GIANTS 24, REDSKINS 3

EAST RUTHERFORD, N.J. [AP] — Daniel Jones provided the spark and the New York Giants are feeding off it on what they hope is the path back to the playoff hunt.

Jones threw a touchdown pass and created excitement with his arm and legs, Saquon Barkley's replacement Wayne Gallman scored two touchdowns, and Jabrill Peppers scored on a 32-yard interception return to lead the suddenly revived Giants to 24-3 victory over the winless Washington Redskins on Sunday.

The mistake-prone Redskins [0-4] are heading the other way. They were limited to 176 total yards by the much-maligned New York defense and they didn't get a boost when embattled coach Jay Gruden inserted first-round pick Dwayne Haskins Jr. at quarterback for Case Keenum.

New York intercepted the pair four times, with Haskins throwing the last three.

The Redskins' start is their worst since losing their first five in 2001.

Jones, the No. 6 pick overall in the draft, has the Giants thinking about the here and now since replacing two-time Super Bowl MVP Eli Manning as the starting quarterback. He rallied New York from an 18-point deficit in his first start against the Buccaneers last week, and was solid early, leading New York to touchdown runs on its first two series.

The Duke product was 23 of 31 for 225 yards with two interceptions. Winning tends to overshadow the mistakes.

Gallman, who is going to start for the foreseeable future with Barkley battling a high ankle sprain, caught a 6-yard TD pass and scored on a 1-yard run to stake New York to a 14-0 lead.

Keenum was 6 of 11 for 37 yards and an interception when Haskins came on midway through the second quarter. The move came after Quinton Dunbar picked off Jones on consecutive passes, but Haskins went 9 of 17 for 107 yards and could produce only a 21-yard field goal by Dustin Hopkins on his initial series. He was picked off three times, the last two by Janoris Jenkins.

Keenum, who had battled a foot injury this week, did not sound happy being lifted. He said he was surprised.

Rookie linebacker Ryan Connelly's second interception in as many weeks set up an opening 32-yard drive that Gallman ended with his reception. Gallman's short run ended a 13-play, 94-yard march the Redskins kept alive when a third-down holding penalty on cornerback Fabian Moreau nullified a sack.

Washington was flagged 12 times for 58 yards.

Jones kept the first drive alive with a 5-yard pass to Sterling Shepard on a gutsy decision by coach Pat Shurmur to go for it on fourth-and-2 at the Redskins 24.

Aldrick Rosas kicked a 30-yard field goal on the final play of the first half and Peppers closed out the scoring with his interception return.

TEAM	QTR	TIME	SCORING PLAY	DRIVE	WAS	NYG
NYG	1	8:45	W.Gallman Jr 6 yd. pass from D.Jones [A. Rosas kick]	0:00	0	7
NYG	2	12:01	W. Gallman Jr 1 yd. run [A. Rosas kick]	11-67; 6:23	0	14
WAS	2	2:14	D. Hopkins 21 yd. Field Goal	2-11; 0:46	3	14
NYG	2	0:00	A Rosas 30 yd. Field Goal [E. Pineiro]	9-63; 4:23	3	21
NYG	3	1:19	J. Peppers 32 yd. interception return [A. Rosas kick]	5-56; 0:43	3	24

PASSING

WAS: D. Haskins 9-17 107 3 INT, C. Keenum 6-11 37 1 INT

NYG: D. Jones 23-31 225 1 TD 2 INT

RUSHING

WAS: A. Peterson 11-28, D. Haskins 2-23, C. Thompson 4-4

NYG: W. Gallman Jr. 18-63-1, J. Hilliman 10-33, D. Jones 5-33, S. Shepard 1-23, E. Penny 3-12

RECEIVING

WAS: C. Thompson 4-56, P. Richardson 3-14, K. Harmon 2-14, T. Quinn 2-10, J. Sprinkle 1-20, W. Smallwood 1-14, R. Davis 1-11, V. Davis 1-5

NYG: S. Shepard 7-76, W. Gallman Jr 6-55-1, E. Engram 4-54, R. Ellison 3-24, D. Slayton 2-13, B. Fowler 1-3

PUNT RETURNS

WAS: T. Quinn 1-6

NYG: T. Jones 4-8, J. Peppers 0-0

KICKOFF RETURNS

WAS: S. Sims 2-37

NYG: None

SACKS

WAS: None

NYG: R. Connelly 1-2, O. Ximines 0.5-5, M. Golden 0.5-5, D Tomlinson 0.5-5.5, T. Skipper 0.5-5.5

INTERCEPTIONS

WAS: Q. Dunbar 2-6

NYG: Ja. Jenkins 2-12, J. Peppers 1-32-1, R. Connelly 1-5

GAME SUMMARIES

Oct. 6, 2019

GAME 5

FedExField [Landover, Md.]

PATRIOTS 33, REDSKINS 7

LANDOVER, Md. [AP] — Playing before an appreciative audience in a place far from home, Tom Brady helped the New England Patriots stay unbeaten by picking apart the lowly Washington Redskins.

While he was at it, the 42-year-old quarterback climbed past a former star in the NFL record book.

Brady threw for 348 yards and three touchdowns, and the Patriots got another strong performance from their defense in a 33-7 rout of the winless Redskins on Sunday.

Now in his 20th season, Brady whisked by Brett Favre into third place on the career list with 71,923 yards passing. Brady now trails only Peyton Manning [71,940 yards] and Drew Brees [74,845].

Brady also edged closer to Manning's record 539 touchdown passes, connecting with Julian Edelman, Brandon Bolden and Ryan Izzo to bring his total to 527. His prowess on the football field is rarely surprising, but the reaction he received was certainly unexpected. Thousands of fans in the crowd wore blue Patriots jerseys — many of them No. 12 with BRADY on the back — and were cheering for the reigning Super Bowl champions from warmups to well after the final whistle. Shrugging off four sacks, Brady completed 28 of 42 passes — including a 15-yarder to Edelman in the third quarter to eclipse Favre.

This is the fifth time in franchise history that New England has started the season 5-0, and only the second time since 2007.

Playing for the first time since breaking his leg against Philadelphia last December, Redskins quarterback Colt McCoy went 18 for 27 for 119 yards and an interception. McCoy began the season behind Case Keenum and rookie Dwayne Haskins Jr., but got the start over the injured Keenum and inexperienced Haskins for the Redskins [0-5].

Washington had only 220 yards in offense and was 1 for 11 on third-down conversions. It's the first time in franchise history New England has four straight games with at least five sacks. In addition, the Patriots completed a fifth consecutive game without allowing a touchdown pass, the first team to pull off that feat since the 1988 Cleveland Browns.

The defeat kept the pressure on Redskins coach Jay Gruden, whose job status appears to be tenuous in the wake of his team's 0-5 start. Gruden is 35-49-1 over five-plus seasons with Washington.

"No one's told me anything," Gruden said. "I don't have a concern. If the key works Monday, keep working, go attack the Miami Dolphins and plan on getting our first win next week."

Washington travels to Miami next week to face the winless Dolphins, who absorbed a 43-0 beatdown from New England on Sept. 15.

After Brady's 10-yard TD pass to Izzo with 9:14 left made it 33-7, the chant "Brady! Brady!" rose from the stands while thousands of Redskins backers fled to the exits. McCoy completed a 12-yard pass on Washington's first play from scrimmage. Two short runs and a sack followed, but New England's opening possession also ended with Brady getting dumped in his own backfield. The Redskins jumped on top when Steven Sims Jr. scored on a 65-yard end around, but the Patriots led 12-7 at halftime and tacked on two touchdowns in the third quarter.

The difference between the seasoned Brady and untested McCoy [now 1-6 as a starter with Washington] was made evident late in the second quarter. With 58 seconds left, McCoy forced a pass that was intercepted by Jason McCourty, who took it 16 yards to the Washington 11.

Brady cautiously completed a short pass and twice threw the ball away before accepting a field goal try that kept New England's momentum flowing into halftime.

TEAM	QTR	TIME	SCORING PLAY	DRIVE	NE	WAS
WAS	1	8:26	S. Sims Jr. 65 yd. run [D. Hopkins]	2-67; 0:52	0	7
NE	1	7:09	J. Edelman 6 yd. pass from T. Brady [kick failed,wr]	6-75; 2:17	6	7
NE	2	10:35	M. Nugent 37 yd. field goal	8-61; 2:55	9	7
NE	2	0:30	M. Nugent 23 yd. field goal	4-6; 0:21	12	7
NE	3	10:57	B. Bolden 29 yd. pass from T. Brady [M. Nugent kick]	7-75; 4:03	19	7
NE	3	4:35	S. Michel 14 yd. [M. Nugent kick]	6-88; 3:05	26	7
NE	4	9:14	R. Izzo 10 yd. pass from T. Brady [M. Nugent]	10-58; 4:08	33	7

PASSING

NE: T. Brady 28-42 348 3-1, J. Stidham 0-1

WAS: C. McCoy 18-27 119 1 INT

RUSHING

NE: S. Michel 16-91-1, J. White 6-26, B. Bolden 5-13

WAS: S. Sims 1-65-1, W. Smallwood 6-27, C. Thompson 4-21, A. Peterson 7-18, C. McCoy 2-14

RECEIVING

NE: J. Edelman 8-110-1, J. White 6-46, J. Gordon 5-59, S. Michel 3-32, R. Izzo 2-39-1, B. Bolden 1-29-1, M. LaCosse 1-22, J. Meyers 1-6, Jak. Johnson 1-5

WAS: C. Thompson 5-17, T. McLaurin 3-51, T. Quinn 3-15, J. Sprinkle 2-17, P. Richardson 2-14, S. Sims 2-1, K. Harmon 1-4

PUNT RETURNS

NE: G. Olszewski 3-49

WAS: T. Quinn 1-9

KICKOFF RETURNS

WAS: None

NYG: None

SACKS

NE: D. Hightower 1.5-10.5, J. Collins 1-13, D. Shelton 1-7, C. Winovich 1-8, M. Bennett 0.5-4.5, team 1-1

WAS: J. Allen 1-10, M. Ioannidis 0.5-5, T. Settle 1-7, D. Payne 1-9, R. Kerrigan 0.5-5

INTERCEPTIONS

WAS: M. Nicholson 1-0

NYG: J. McCourty 1-16

GAME SUMMARIES

Oct. 13, 2019

GAME 6

Hard Rock Cafe Stadium [Miami Gardens, Fla.]

REDSKINS 17, DOLPHINS 16

MIAMI GARDENS, Fla. [AP] — It's no surprise a matchup between winless teams was decided by a dropped pass.

Running back Kenyan Drake couldn't handle Ryan Fitzpatrick's quick throw in the flat on a 2-point conversion try with 6 seconds left Sunday, allowing the Washington Redskins to escape with their first victory of the year by beating the Miami Dolphins 17-16.

Drake had four defenders between him and the end zone and probably wouldn't have scored even if he had secured the ball. But the drop put the brakes on a frantic comeback by the Dolphins, who trailed 17-3 when Fitzpatrick replaced Josh Rosen to start the fourth quarter. Redskins rookie Terry McLaurin caught two touchdown passes, and veteran Adrian Peterson more than doubled his season rushing total with 118 for Bill Callahan in his first game as interim coach.

Washington [1-5] looked like a different team after firing coach Jay Gruden, although the caliber of the opposition had something to do with that. The Dolphins [0-5] remained winless under rookie coach Brian Flores but helped their chances of securing the No. 1 draft pick in April.

When asked about the two-point conversion, Flores said he was going for the win.

Drake, however, said another running back practiced that play, and not him.

Fitzpatrick led two touchdown drives, including a climactic 75-yard march that began with 2:02 left. After he hit DeVante Parker for an 11-yard score to cut the deficit to one point, Flores decided to go for 2.

Drake split wide left, went in motion and had traffic around him when the pass was thrown his way. Although Miami's defense mustered its best effort of the season, McLaurin slipped behind the secondary to catch scoring passes of 25 and 33 yards from Case Keenum, who returned after missing one game because of a foot injury.

McLaurin, a third-round draft pick who has been one of the Redskins' few bright spots this year, totaled four receptions for 100 yards.

Callahan gave Peterson a significant workload as expected, and the four-time All-Pro running back carried 23 times to reach the 100-yard mark for the 56th time. After making a diving interception, Redskins linebacker Shaun Dion Hamilton rose and trotted 35 yards to the end zone, waving for his teammates to join him. More than a dozen did to strike a pose for photographers.

Miami's offense generated few cheers from the half-empty stadium until the end, and remained on pace for the lowest-scoring 16-game season in NFL history.

The Dolphins used six offensive linemen at times and converted two fourth downs, one with special teams trickery. They attempted an onside kick, which was foiled by a penalty.

Nothing could reverse their fortunes. Miami never led and has been ahead for only 3 minutes, 49 seconds this season.

Washington intercepted Rosen twice and sacked him five times before Flores benched him.

REDSKINS: Callahan said Keenum will remain the starter when the Redskins play host to San Francisco on Oct. 20. Washington won the last time the teams met two years ago.

TEAM	QTR	TIME	SCORING PLAY	DRIVE	WAS	MIA
WAS	2	11:34	T. McLaurin 25 yd. pass from C. Keenum [D. Hopkins kick]	8-93; 3:40	7	0
MIA	2	1:07	J. Sanders 39 yd. Field Goal	10-63; 5:06	7	3
WAS	3	9:42	T. McLaurin 33 yd. pass from C. Keenum [D. Hopkins kick]	6-70; 3:32	14	3
WAS	3	4:15	D. Hopkins 21 yd. Field Goal	8-31; 4:02	17	3
MIA	4	10:56	K. Ballage 1 yd. run [J. Sanders kick]	9-55; 3:59	17	10
MIA	4	0:06	D. Parker 11 yd. pass from R. Fitzpatrick [pass failed]	9-75; 1:56	17	16

PASSING

WAS: 13-25 116 2 TD

MIA: J. Rosen 15-25 85 2 INT; 12-18 132 1 TD

RUSHING

WAS: A. Peterson 23-118, C. Thompson 3-12, C. Keenum 4-10, W. Smallwood 1-4, S. Sims 1-1, P. Richardson 1-0

MIA: K. Drake 10-40, M. Walton 10-40, K. Ballage 3-7-1, R. Fitzpatrick 2-5

RECEIVING

WAS: T. McLaurin 4-100-2, J. Sprinkle 2-24, A. Peterson 2-18, T. Quinn 2-8, C. Thompson 2-8, K. Harmon 1-8

MIA: K. Drake 6-30, M. Walton 5-43, A. Wilson 5-15, M. Gesicki 3-51, D. Parker 3-28-1, P. Williams 2-31, A. Hurns 2-16, N. O'Leary 1-3, I Ford 0-0.

PUNT RETURNS

WAS: T. Quinn 2-14

MIA: P. Williams 4-41

KICKOFF RETURNS

WAS: S. Sims 1-21

MIA: K. Drake 1-15

SACKS

WAS: L. Collins 1-9, J. Allen 2-12, M. Ioannidis 1-1, T. Hester 1-8

MIA: None

INTERCEPTIONS

WAS: Q. Dunbar 1-0, S. Hamilton 1-0.

MIA: None

GAME SUMMARIES

Oct. 20, 2019

GAME 7

FedEx Field [Landover, Md.]

49ers 9, Redskins 0

LANDOVER, Md. [AP] — Nick Bosa sacked Case Keenum to run out the clock, belly flopped onto the field and rode it like a Slip 'N Slide.

Bosa and the San Francisco 49ers Slip 'N Slided their way to an ugly 9-0 win at the Washington Redskins in steady rain and driving wind Sunday to remain undefeated. It wasn't pretty, but San Francisco is 6-0 for the third time in franchise history, and first since 1990.

San Francisco coach Kyle Shanahan thought about flopping onto his old home field with his players, but watched them gleefully instead after beating the team that fired him and his father, Mike, in 2013. Shanahan knew from his time as Washington's offensive coordinator how bad the FedEx Field surface can be in normal weather and adjusted along the way.

Shanahan's bunch didn't look like an unbeaten powerhouse in horrific conditions that made life difficult on quarterback Jimmy Garoppolo and the entire offense. Garoppolo bounced back from a dreadful first half to finish a passable 12 of 21 for 151 yards passing. Robbie Gould made field goals from 28, 22 and 29 yards to provide the only offense of the game.

San Francisco's defense continued its dominant run after holding the Los Angeles Rams to seven points last week and the Cleveland Browns to three before that. The Niners are the first team since 2005 and sixth since 1990 to limit an opponent to seven or fewer points and fewer than 200 net yards of offense in three consecutive games.

After the team's first shutout since Week 1 of the 2016 season — forcing Adrian Peterson to fumble in the third quarter — defensive lineman DeForest Buckner was upset the defense only got one turnover.

The weather seemed a perfect fit for interim Redskins coach Bill Callahan's run-first, run-second and run-third mentality. Washington [1-6] started the game with 10 rushing plays and Peterson ran for 81 yards on 20 carries, but they were shut out for the first time this season.

Redskins lineman Ereck Flowers wasn't sure why 49ers players did mud angels and slid all over the field in celebration, but put it on Washington for letting it happen.

Among those who braved the rain, more than half were 49ers fans — a trend that has haunted the Redskins this season. A "Let's go Niners!" chant broke out in the fourth quarter among those in Jerry Rice, Ronnie Lott, Joe Montana and other jerseys from the organization's storied past.

Linebacker Kwon Alexander, who forced Peterson's fumble, said, "It definitely felt like a home game."

The Redskins had alumni in town for their annual "Homecoming Weekend," but lost their eighth in a row at FedEx Field. Both offenses struggled mightily in a sloppy first half.

Washington took the opening drive and chewed up more than eight minutes on nine rushes and just one pass, but came up empty when Dustin Hopkins missed wide right from 39 yards. Peterson gained 57 yards on the ground for Washington but just 8 after the first drive.

Gould missed from 45 yards in the second quarter. For the half, the 49ers totaled 68 yards as Garoppolo finished 3 of 10 with 10 yards passing and were shut out in the game's first 30 minutes for the first time this year.

It was the first 0-0 first half in the NFL since Week 17 in 2017 between the Cowboys and Eagles.

TEAM	QTR	TIME	SCORING PLAY	DRIVE	SF	WAS
49ers	3	5:28	R. Gould 28 yd. Field Goal	8-67; 4:37	3	0
49ers	4	9:03	R. Gould 22 yd. Field Goal	12-55; 7:17	6	0
49ers	4	0:23	R. Gould 29 yd. Field Goal	11-56; 6:19	9	0

PASSING

SF: J. Garoppolo 12-21 151 yd. 1 INT

WAS: C. Keenum 9-12 77 yd.

RUSHING

SF: T. Coleman 20-62, M. Bredia 8-35, J. Wilson 5-20, G. Kittle 2-0

WAS: A. Peterson 20-81, W. Smallwood 5-23, S. Sims 1-0

RECEIVING

SF: k. Bourne 3-69, G. Kittle 3-38, T. Coleman 2--1, R. James Jr. 1-40, R. Dwelley 1-2, L. Toilolo 1-2, M. Breida 1-1, D. Pettis 0-0, M. Goodwin 0-0

WAS: S. Sims 3-5, T. Quinn 2-30, J. Sprinkle 2-13, W. Smallwood 1-18, T. McLaurin 1-11, P. Richardson 0-0

PUNT RETURNS

SF: R. James Jr. 2-30

WAS: T. Quinn 1-0

KICKOFF RETURNS

SF: None

WAS: S. Sims 3-63

SACKS

SF: N. Bosa 1-11, A. Armstead 1-9, D. Ford 1-7

WAS: R. Kerrigan 0.5-2.5, M. Sweat 0.5-2.5, N. Spence 1-1

INTERCEPTIONS

SF: None

WAS: T. Apke 1-33

GAME SUMMARIES

Oct. 24, 2019

GAME 8

U.S.Bank Stadium [Minneapolis, Minn.]

Vikings 19, Redskins 9

MINNEAPOLIS [AP] — Near the end of this methodical victory for the Minnesota Vikings, the crowd directed a loud cheer toward a player on the visiting team.

When Adrian Peterson appeared on the giant video screens during the 2-minute warning with an announcement of his latest climb up the NFL's all-time rushing list, the Washington Redskins running back took off his helmet, kissed two of his fingers and waved them to the fans who rooted for him in purple not that long ago.

The star of the show, though, was Peterson's successor. Dalvin Cook gave the Vikings yet another stellar performance.

Cook had 171 total yards and the game's only touchdown, helping Kirk Cousins beat his old team on the first try and carrying the Vikings to a 19-9 victory over the Redskins on Thursday night.

Cook, the NFL leader in yards from scrimmage, rushed 23 times for 98 yards and caught five passes for 73 yards for the Vikings [6-2] in their fourth straight win. Cousins went 23 for 26 for 285 yards without a turnover against the Redskins [1-7], who drafted him in 2012 and made him the full-time starter in 2015 before he became a free agent and signed with the Vikings in 2018.

Nobody on the Redskins lately warrants that assessment. Case Keenum, the quarterback Cousins replaced, had his return to Minnesota spoiled by a concussion that kept him out of the second half and thrust rookie Dwayne Haskins back into action. Two plays after Daron Payne and Landon Collins stuffed Cousins for no gain on a fourth-and-1 quarterback sneak at the Minnesota 34, Haskins overthrew Terry McLaurin, and Anthony Harris intercepted.

Keenum's last time in the stadium was nearly two years ago, when his last-play touchdown pass to Stefon Diggs gave the Vikings a victory over New Orleans in a divisional round playoff game, but there was little reason to make this game a memory. Keenum went 12 for 16 for 130 yards.

Diggs caught all seven passes that came his way from Cousins, racking up 143 yards in his own tribute of sorts to the "Minneapolis Miracle." This game was for the guys in the ground game, though. Alexander Mattison added 61 yards on 13 rushes, and Minnesota more than doubled Washington's total yardage, 434-216.

Peterson had 14 carries for 76 yards and in the process moved up to sixth place on the NFL's career rushing list with 13,701 yards by passing Jerome Bettis and LaDainian Tomlinson. Cook hugged Peterson on the field after the game.

The same goes for Cook, who was drafted in the second round in 2017.

The screen pass to Cook was the favored weapon, highlighted by a zigzagging 31-yard gain late in the second quarter that set up his 4-yard run for a score with 11 seconds left on third down. Offensive coordinator Kevin Stefanski made a bold inside zone call for Cook, who rewarded the confidence by powering his way through safety Troy Apke and cornerback Fabian Moreau at the goal line.

The Vikings ran a third-and-15 draw play to Cook from the 25 early in the fourth quarter before settling Dan Bailey's fourth field goal of the night, another conservative decision that even drew some boos from a crowd that was probably a bit bored at that point by a game bogged down by penalties and ball-control play.

Diggs went without a fumble over each of the last three seasons, and the Vikings recovered the two he had as a rookie in 2015. This year, he has already fumbled four times, the most in the league among non-quarterbacks, and the Vikings have lost three of them. Diggs also dropped what would have been a touchdown pass last week at Detroit, a catchable ball that slipped through his hands on third down in the fourth quarter.

TEAM	QTR	TIME	SCORING PLAY	DRIVE	WAS	MIN
Vikings	1	5:20	D. Bailey 50 yd. Field Goal	8-14; 3:37	0	3
Redskins	2	14:00	D. Hopkins 21 yd. Field Goal	13-72; 6:20	3	3
Vikings	2	7:26	D. Bailey 29 yd. Field Goal	10-64; 6:34	3	6
Redskins	2	1:57	D. Hopkins 30 yd. Field Goal	11-63; 5:29	6	6
Vikings	2	0:07	D. Cook 4 yd. run [D. Bailey kick]	7-75; 1:50	6	13
Vikings	3	8:33	D. Bailey 27 yd. Field Goal	10-82; 4:50	6	16
Redskins	3	5:11	D. Hopkins 43 yd. Field Goal	6-50; 3:22	9	16
Vikings	4	10:36	D. Bailey 40 yd. Field Goal	12-59; 6:23	9	19

PASSING

WAS: C. Keenum 12-16 130 yd.; D. Haskins 3-5 33 yd.

MIN: K. Cousins 23-26 285 yd.

RUSHING

WAS: A. Peterson 14,76, W. Smallwood 2-9

MIN: D. Cook 23-98-1, A. Mattison 13-26, K. Cousins 2-2

RECEIVING

WAS: T. McLaurin 4-39, P. Richardson 3-34, A. Peterson 2-27, J. Sprinkle 2-12, T. Quinn 1-15, H. Hentges 1-13, K. Harmon 1-12, W. Smallwood 1-11

MIN: S. Diggs 7-143, D. Cook 5-73, I. Smith 3-21, K. Rudolph 3-17, O. Johnson 2-27, A. Mattison 2-3, L. Treadwell 1-1

PUNT RETURNS

WAS: None

MIN: M. Hughes 0-0

KICKOFF RETURNS

WAS: S. Sims 2-54

MIN: None

SACKS

WAS: J. Bostic 1-0, J. Allen 1-8, M. Ioannidis 1-4

MIN: D. Hunter 1-7, A. Barr 0.5-5, E. Griffen 0.5-5, L. Joseph 1-7, I. Odenigbo 1-8,

INTERCEPTIONS

WAS: None

MIN: A. Harris 1-5

GAME SUMMARIES

Nov. 3, 2019

GAME 9

New Era Field [Orchard Park, N.Y.]

Bills 24, Redskins 9

MINNEAPOLIS [AP] — ORCHARD PARK, N.Y. [AP] — Micah Hyde sees no reason why the Bills should apologize for taking advantage of a soft season-opening schedule.

The Buffalo safety needed only to point to how the Bills have flipped their record, going from 2-6 a year ago to 6-2, following Sunday's 24-9 win over the Washington Redskins, who dropped to 1-8 in rookie quarterback Dwayne Haskins' first career start.

Buffalo is off to its best start since going 7-1 in 1993. But skeptics can point out the Bills' six wins have come against teams that entered this weekend with a combined 7-31 record.

The Bills didn't exactly ease concerns following an inconsistent performance against an opponent that has already changed coaches and turned to Haskins with starter Case Keenum in the NFL's concussion protocol.

After leading 17-3 following its first three possessions, Buffalo allowed Washington to cut it to eight before rookie Devin Singletary scored on a 2-yard run with 2:21 left.

Washington matched its worst start to a season since 1998. Its offense has now gone 13 quarters since scoring a touchdown, dating to Keenum's 33-yard TD to Terry McLaurin in a 17-16 win at Miami.

Haskins was efficient in going 5 of 8 for 57 yards in the first half, when running back Adrian Peterson was exposing holes in Buffalo's suspect run defense by gaining 101 yards on 10 carries.

But the Ohio State product was unable to fill the offensive void in the second half, when Peterson was limited to 7 yards on eight carries.

Haskins finished 15 of 22 for 144 yards while Dustin Hopkins accounted for all of Washington's points with three field goals, the longest from 39 yards.

The Bills endured issues on both sides of the ball.

Buffalo's run defense started the game by continuing its porous performance from a week earlier, when it allowed a season-worst 218 yards rushing in a 31-13 loss to Philadelphia.

The defense responded in the second half by limiting Washington to 78 yards of offense and a field goal.

Up 17-9, the Bills finally put the game away in the final six minutes, starting with cornerback Tre'Davious White sacking Haskins for a 9-yard loss. That forced Washington to punt from its own 4 to set up Singletary's score on the following drive.

Singletary finished with a season-best 95 yards rushing and 140 yards from scrimmage — the most since LeSean McCoy had 147 two years ago. The rookie took advantage of his most playing time this season, appearing to displace Frank Gore as Buffalo's featured running back.

TEAM	QTR	TIME	SCORING PLAY	DRIVE	WAS	BUF
Bills	1	8:19	C. Beasley 6 yd. pass from Jos. Allen [S. Hauschka kick]	8-54; 3:56	0	7
Bills	1	0:23	S. Hauschka 42 yd. Field Goal	12-66; 5:43	0	10
Redskins	2	10:42	D. Hopkins 29 yd. Field Goal	8-71; 4:41	3	10
Bills	2	4:45	Jos. Allen 1 yd. [S. Hauschka kick]	11-39; 5:57	3	17
Redskins	2	0:32	D. Hopkins 33 yd. Field Goal	8-55; 4:13	6	17
Redskins	3	1:21	D. Hopkins 39 yd. Field Goal	6-14; 3:03	9	17
Bills	4	2:21	D. Singletary 2 yd. run [S. Hauschka]	8-46; 3:34	9	24

PASSING

WAS: D. Haskins 15-22 144 yd.

BUF: Jos. Allen 14-20-1 160 yd.

RUSHING

WAS: A. Peterson 18-108, D. Haskins 3-14, W. Smallwood 2-5

BUF: D. Singletary 20-95-1, F. Gore 11-15, Jos. Allen 8-12-2

RECEIVING

WAS: P. Richardson 4-42, T. McLaurin 4-39, A. Peterson 1-22, J. Sprinkle 1-16, S. Sims 1-12, T. Quinn 1-9, K. Harmon 1-6

BUF: J. Brown 4-76, D. Singletary 3-45, I. McKenzie 3-12, D. Knox 2-14, C. Beasley 2-13-1

PUNT RETURNS

WAS: T. Quinn 1-0

BUF: A. Roberts 0-0

KICKOFF RETURNS

WAS: S. Sims 3-56

BUF: A. Roberts 1-66, P. DiMarco 1-24

SACKS

WAS: M. Ioannidis 1-8, M. Sweat 1-6

BUF: T. White 1-9, J. Phillips 1-10, J. Hughes 1-8, T. Murphy 1-1

INTERCEPTIONS

WAS: None

BUF: None

GAME SUMMARIES

Nov. 17, 2019

GAME 10

FedexField [Landover, Md.]

Jets 34, Redskins 17

MINNEAPOLIS [AP] — LANDOVER, Md. [AP] — Sam Darnold more than made up for an ill-timed interception by throwing for 293 yards and a career-high four touchdowns, and the New York Jets routed rookie quarterback Dwayne Haskins and the Washington Redskins 34-17 Sunday for their second consecutive victory.

Darnold was 19 of 30 passing and tossed touchdowns to Daniel Brown, Robby Anderson, Ryan Griffin and former Redskins receiver Jamison Crowder. Despite getting picked off deep in his own territory by Jon Bostic, the 2018 third overall pick bounced back and now has 11 TDs and 10 INTs this season.

The Jets [3-7] sacked Haskins six times, including three by safety Jamal Adams, and linebacker Neville Hewitt intercepted him in his return to the lineup. Le'Veon Bell ran for a 1-yard TD, Griffin had a career-high 109 yards receiving and New York eclipsed 400 yards of offense for the first time in 20 games.

Washington [1-9] set a franchise record by going 16 consecutive quarters without a touchdown before Derrius Guice scored on a 45-yard screen pass early in the fourth. Haskins was 19 of 35 passing for 214 yards and threw TD passes to Guice and tight end Jeremy Sprinkle in his first game since being named starter for the rest of the season.

That feels like a long time away for two teams on pace for a top-five draft pick. The Jets look like they've made some semblance of progress under first-year coach Adam Gase, while the Redskins are 1-4 under interim replacement Bill Callahan and off to their worst 10-game start since 1961, when they were 0-9-1.

The Redskins' 16 quarters without a touchdown were the most by any team since the 2000 Baltimore Ravens. They broke the franchise record of 13 quarters set by the 1936 Boston Redskins before Guice finally broke out in his return from a Week 1 knee injury.

Adams became the second defensive back in the past decade with three sacks in a game, matching what Mike Hilton of the Pittsburgh Steelers did in 2017. With six sacks, he set the Jets single-season franchise record for the most by a defensive back.

The 24-year-old is on a roll. Adams led the Jets with nine tackles and two forced fumbles last week against the Giants.

After coming in 0 for 3 on coach's challenges, Gase went 2 for 2 against the Redskins. He correctly challenged the first play of the game — an 8-yard pass from Darnold to Crowder that was initially ruled to have hit the ground — and even got officials to overturn offensive pass interference against New York early in the fourth.

Redskins owner Dan Snyder and president Bruce Allen already pulled the plug on Jay Gruden, but could another coaching staff change be coming? Washington allowed 34 points to a team that entered with the worst offense in the league and continues to be dead last on third down, putting defensive coordinator Greg Manusky's job in jeopardy.

Jets: Rookie RT Chuma Edoga left with an ankle injury and was replaced by Brandon Shell. ... Played without DBs Darryl Roberts [calf] and Matthias Farley [quadriceps] and LBs C.J. Mosley [groin] and LB Paul Worrlow [quadriceps].

Redskins: DL Daron Payne left with an ankle injury. ... WR Paul Richardson didn't play because of a hamstring injury. TE Vernon Davis [concussion] missed his sixth consecutive game and RB Chris Thompson [toe] his fourth.

TEAM	QTR	TIME	SCORING PLAY	DRIVE	WAS	NYJ
Jets	1	11:50	D.Brown 20 yd. pass from S.Darnold [kick failed, w/]	7-75, 3:10	0	6
Jets	2	14:01	Ro.Anderson 6 yd. pass from S.Darnold [S.Ficken kick]	12-62, 5:24	0	13
Redskins	2	9:05	D.Hopkins 44 yd. Field Goal	4--10, 1:26	3	13
Jets	2	0:36	R.Griffin 16 yd. pass from S.Darnold [S.Ficken kick]	3-82, 0:43	3	20
Jets	4	13:11	J.Crowder 29 yd. pass from S.Darnold [S.Ficken kick]	10-60, 4:33	3	27
Jets	4	12:15	L.Bell 1 yd. run [S.Ficken kick]	2-5, 0:42	3	34
Redskins	4	9:59	D.Guice 45 yd. pass from D.Haskins [D.Haskins-T.Quinn pass]	6-69, 2:16	11	34
Redskins	4	1:11	J.Sprinkle 1 yd. pass from D.Haskins [pass failed]	7-49, 1:55	17	34

PASSING

WAS: D.Haskins 19-35-2 214 yd.
NYJ: S.Darnold 19-30-4 293 yd., B.Powell 0-1

RUSHING

WAS: A.Peterson 9-25, D.Guice 7-24, D.Haskins 4-5
NYJ: L.Bell 18-59-1, B.Powell 7-42, T.Montgomery 2-11, Jo.Adams 4-6, S.Darnold 2--3

RECEIVING

WAS: K.Harmon 5-53, T.McLaurin 3-69, J.Sprinkle 2-16-1, T.Quinn 2-9, S.Sims 2-6, A.Peterson 2-5, D.Guice 1-45-1, W.Smallwood 1-11, H.Hentges 1-0
NYJ: R.Griffin 5-109-1, J.Crowder 5-76-1, D.Thomas 4-44, L.Bell 2-33, D.Brown 1-20-1, Ro.Anderson 1-6-1, B.Powell 1-5

PUNT RETURNS

WAS: T.Quinn 2-9
NYJ: B.Berrios 3-43

KICKOFF RETURNS

WAS: S.Sims 6-143
NYJ: 6-143

SACKS

WAS: R.Kerrigan 2-8
NYJ: J.Adams 3-16, N.Shepherd 1-15, H.Anderson 1-3, J.Burgess 0.5-4.5, F.Luvu 0.5-4.5

INTERCEPTIONS

WAS: J.Bostic 1-26
NYJ: N.Hewitt 1-9

GAME SUMMARIES

Nov. 24, 2019

GAME 11

FedexField [Landover, Md.]

Redskins 19, Lions 16

LANDOVER, Md. [AP] — Dwayne Haskins picked up his first NFL victory but inexplicably didn't take the final snap in victory formation.

Haskins was celebrating the Washington Redskins' 19-16 comeback win over the Detroit Lions by taking a selfie with a fan who was in the first row. The only problem: The game wasn't quite over, and backup Case Keenum went on the field to kneel down and run out the clock in Washington's second win of the season.

The rookie quarterback made his share of mistakes on the field — and forgetting to get back on the field — during an ugly game against the Lions, but he was there when the Redskins needed him most. Haskins was able to brush off a wrist injury that contributed to some overthrows and the bad look of missing the final play in large part because he guided Washington into field-goal range to finally get in the win column.

The 15th overall draft pick was 13 of 29 for 156 yards and an interception and could approach it like all's well that ends well after Dustin Hopkins connected on a 39-yard field goal with 16 seconds left and the Redskins snapped a four-game skid and won their first game at home in 13 months.

Haskins scrambled for 11 yards and completed passes of 5 yards to Kelvin Harmon and 17 to Terry McLaurin to set up Hopkins' go-ahead field goal. Cornerback Fabian Moreau's interception of Jeff Driskel — the third thrown by the Lions quarterback — got the Redskins [2-9] the ball back with 2 seconds left and set in motion the weird ending that confused even interim coach Bill Callahan.

Haskins drew criticism for overthrowing McLaurin and other wide-open receivers, and Washington had to settle for a field goal each time. He said his right wrist was pretty banged up, but responded "I'm good" when asked to elaborate.

In his third start since taking over for injured Lions starter Matthew Stafford, Driskel was picked off twice by Moreau and once by Quinton Dunbar. The interception by Dunbar in the final minute hurt the most because it gave Haskins and the Redskins the ball back to win it in regulation.

Undrafted rookie Steven Sims muffed the catch on his kickoff return early in the second quarter. Then he took advantage of the Lions' blown coverage to go 91 yards for a touchdown.

It was Washington's first kick return touchdown since 2015 and another bright spot in a lost season because Sims has shown he can be a difference-maker on offense and special teams.

Redskins cornerback Josh Norman was in uniform but only saw the field on special teams. After multiple reports Sunday morning that he'd be inactive, it was a bit of surprise Norman played at all.

Callahan said he met with defensive coordinator Greg Manusky, secondary coach Ray Horton and Norman on Thursday when the decision was made to demote him. Callahan said it was Norman's choice to be in uniform even though the 31-year-old was only set to play if another injury occurred.

Norman has drawn his share of criticism during a rough season, his fourth since signing a \$75 million, five-year deal with Washington. Manusky said he "couldn't tell you why" Norman has struggled.

TEAM	QTR	TIME	SCORING PLAY	DRIVE	DET	WAS
Redskins	1	2:31	D.Hopkins 28 yd. Field Goal	14-60, 7:21	0	3
Lions	2	13:09	M. Prater 24 yd. Field Goal	10-71, 4:22	3	3
Redskins	2	12:54	S. Sims 91 yd. kickoff return [D. Hopkins kick]	0-0, 0:15	3	10
Redskins	2	5:44	D. Hopkins 37 yd. Field Goal	7-32, 4:24	3	13
Lions	2	0:14	M. Prater 49 yd. Field Goal	6-27, 0:51	6	13
Lions	3	10:03	L. Thomas 12 yd. pass from J. Driskel [M. Prater kick]	9-75, 4:57	13	13
Lions	4	12:01	M. Prater 21 yd. Field Goal	11-47, 4:10	16	13
Redskins	4	1:49	D. Hopkins 42 yd. Field Goal	9-54, 3:42	16	16
Redskins	4	0:16	D. Hopkins 39 yd. Field Goal	6-33, 0:32	16	19

PASSING

DET: J. Driskel 20-33-1 207 yd.

WAS: D. Haskins 13-29 156 yd; S. Sims 0-1] yd.

RUSHING

DET: B. Scarnrough 18-98, J. Driskel 9-63, T. Johnson 4-11, J. McKissic 1-3

WAS: D. Guice 10-32, D. Haskins 3-28, A. Peterson 10-27, C. Keenum 1--1

RECEIVING

DET: M. Jones Jr. 5-46, K. Golladay 4-61, D. Amendola 3-21, L. Thomas 2-24-1, J. McKissic 2-17, T. Johnson 2-10, M. Hall 1-21, J. James 1-17, T. Hockenson 2-0, B. Scarbrough 1-0.

WAS: T. McLaurin 5-72, K. Harmon 3-43, A. Peterson 1-22, P. Richardson 1-6, D. Guice 1-6, J. Sprinkle 1-4, W. Smallwood 1-3, S. Sims 0-0, T. Quinn 0-0.

PUNT RETURNS

DET: M. Hall 2-16, D. Amendola 2-15

WAS: T. Quinn 2-0

KICKOFF RETURNS

DET: T. Johnson 2-43

WAS: S. Sims 2-124-1

SACKS

DET: J. Davis 1-9, A. Robinson 1-3, D. Kennard 1-0

WAS: C. Holcomb 1-6, R. Anderson 1-1, S. Hamilton 1-0, Jon. Allen 0.5-4, M. Ioannidis 1-1, R. Kerrigan 0.5-4, M. Seat 1-2,

INTERCEPTIONS

DET: A. Oruwariye 1-0

WAS: F. Moreau 2-6, Q. Dunbar 1-0

GAME SUMMARIES

Dec. 1, 2019

GAME 12

Bank of America Field [Charlotte, NC.]

Redskins 29, Panthers 21

CHARLOTTE, N.C. (AP) — The Washington Redskins have struggled all season to run the ball and score points.

But veteran running back Adrian Peterson believes the Redskins have finally found “the right recipe” with a two-pronged rushing attack, one they used to overpower the Carolina Panthers on Sunday.

Derrius Guice racked up 129 yards and two touchdowns on the ground, Peterson ran for 99 yards and a score and the Redskins made a late goal-line stand to secure a 29-21 victory over the Panthers for their second straight victory.

The Redskins piled up 248 yards rushing and scored a season high in points.

Guice, who had only 74 yards rushing and no touchdown in his entire NFL career coming in, averaged 12.9 yards per carry against a Carolina defense that came into the game ranked 27th in the league against the run.

Peterson likes the shared approach, calling it “relaxing.”

The Panthers’ [5-7] fourth straight loss could put coach Ron Rivera’s job in jeopardy.

The Redskins spotted the Panthers a 14-0 lead after quarterback Kyle Allen opened the game 8 of 8 passing for 106 yards with touchdown passes to wide receivers Curtis Samuel and D.J. Moore on Carolina’s first two possessions.

But what looked like a Carolina rout quickly turned.

The Redskins upped the pressure on Allen and the Panthers, forcing eight punts and an interception on the next nine possessions. Washington limited the Panthers to 65 yards on those nine drives and neutralized Christian McCaffrey, holding the NFL’s leader in yards from scrimmage to 102 total yards, well below his season average.

Allen broke the string when he scrambled for a 17-yard touchdown with 1:51 left to cut the lead to 29-21.

Then, after most of the Carolina fans had left the stadium, the Panthers executed a perfect onside kick with Jermaine Carter recovering near midfield to give Allen one more chance. The second-year QB moved the Panthers to the 1-yard line, but Washington stopped Carolina on four straight downs with Chris Odum sacking Allen after a 23-yard loss and Nate Orchard recovering the loose ball giving the Redskins their first win here since 1998.

Both Odum and Orchard were signed to the active roster earlier this week.

This was the fourth time this season the Panthers have reached an opponent’s 3-yard line needing a touchdown for the tying or go-ahead score, but come away with nothing with the game on the line.

As in the previous three, it was McCaffrey who was stopped short of the goal line — this time on first and second down in the final seconds. The Panthers tried to throw on third and fourth down but Allen eventually was sacked and fumbled, ending the drive.

TEAM	QTR	TIME	SCORING PLAY	DRIVE	WAS	CAR
Panthers	1	10:39	C. Sameul 4 yd. pass from K. Allen [J. Slye kick]	8-75, 4:21	0	7
Panthers	1	5:18	D. Moore 13 yd. pass from K. Allen [J. Slye kick]	6-55, 3:09	0	14
Redskins	1	3:09	D. Hopkins 25 yd. Field Goal	6-68, 2:09	3	14
Redskins	2	11:16	D. Hopkins 42 yd. Field Goal	9-41, 3:35	6	14
Redskins	2	4:33	D. Guice 1 yd. run [pass failed]	1-1, 0:03	12	14
Redskins	3	8:33	D. Hopkins 36 yd. Field Goal	11-57, 6:27	15	14
Redskins	4	9:09	D. Guice 1 yd. run [D. Hopkins]	7-67, 3:42	22	14
Redskins	4	4:26	A. Peterson 12 yd run [D. Hopkins kick]	5-55, 3:04	29	14
Panthers	4	1:51	K. Allen 17 yd. run [J. Slye]	12-75, 2:35	29	21

PASSING

WAS: D. Haskins 13-25 147

CAR: K. Allen 27-46 278

RUSHING

WAS: D. Guice 10-129-2, A. Peterson 13-99-1, C. Thompson 3-14, D. Haskins 4-6

CAR: C. McCaffrey 14-44, K. Allen 4-22-1, A. Armah 1-2, D. Moore 1—3

RECEIVING

WAS: K. Harmon 3-51, S. Sims 3-29, J. Sprinkle 2-36, T. McLaurin 2-8, D. Guice 2-8, C. Thompson 1-15, T. Quinn 0-0, A. Peterson 0-0, H. Hentges 0-0

CAR: C. McCaffrey 7-58, D. Moore 6-75-1, C. Samuel 4-65-1, I. Thomas 4-24, J. Wright 3-34, G. Olsen 3-22

PUNT RETURNS

WAS: S. Sims 3-12, T. Quinn 2-5

CAR:D. Moore 3-35

KICKOFF RETURNS

WAS: None

CAR: Bonnafon 1-16

SACKS

WAS: C. Odum 2-33, N. Orchard 1-7, M. Ioannidis 2-14, M. Sweat 1.5-7.5, Jon. Allen 0.5-3.5

CAR: E. Reid 1-8, M. Addison 1.5-4, B. Irvin 1-8, S. McGee 0.5-4, G. McCoy 1-8

INTERCEPTIONS

WAS: F. Moreau 1-10,

CAR: None

GAME SUMMARIES

Dec. 8, 2019

GAME 13

Lambeau Field [Green Bay, WI]

Packers 20, Redskins 15

GREEN BAY, Wis. [AP] — Aaron Jones rushed for a season-high 134 yards and a touchdown on just 16 carries, Aaron Rodgers threw for 195 yards and the Green Bay Packers did enough to beat the Washington Redskins 20-15 Sunday.

Jones had his third 100-yard rushing game of the season and hauled in six catches for 58 yards. With fewer than 3 minutes left in the game, the third-year running back had more total yards (192) than the Redskins (187).

Dwayne Haskins completed 16 of 27 passes for 170 yards and a touchdown with an interception for Washington (3-10), which was officially eliminated from playoff contention. The rookie quarterback was sacked four times. Adrian Peterson became just the sixth back in NFL history to reach the 14,000-yard mark, running for 76 yards and a score. He now has 14,036 yards in a 13-year career. Curtis Martin is fifth all-time with 14,101 yards.

Derrius Guice exited after only five carries with a knee injury.

Kenny Clark and Kyler Fackrell combined for a sack of Haskins on Washington's opening drive for an 11-yard loss. Haskins and the Redskins started the day with three straight 3-and-outs in the franchise's first-ever December trip to Lambeau Field.

Jones scored from 4 yards out on the Packers' opening drive. It was Jones' 12th rushing touchdown and 15th TD of the season. Rodgers found Robert Tonyan for a 12-yard touchdown on Green Bay's other first-quarter score.

Haskins led Washington on an 11-play, 95-yard drive that was capped by a 2-yard score by Peterson with 3:44 to play in the first quarter. Dustin Hopkins missed the extra point.

Green Bay (10-3) led 14-6 at halftime.

After Mason Crosby's field goal, Hopkins nailed a 52-yarder to cut it to 17-9 before the end of the third.

Crosby was good on a 33-yard attempt with 2:34 to go to seal the win.

Haskins linked up with Terry McLaurin on a 13-yard score late. Haskins was stopped by Blake Martinez on the two-point conversion.

TEAM	QTR	TIME	SCORING PLAY	DRIVE	WAS	GB
Packers	1	9:06	A. Jones 4 yd. run [M.Crosby kick]	7-50, 3:44	0	7
Packers	1	0:34	R. Tonyan 12 yd. pass from A. Rodgers [M. Crosby kick]	5-57, 3:06	0	14
Redskins	2	3:44	A. Peterson 2 yd. run [kick failed, wr]	11-95, 5:46	6	14
Packers	3	10:08	M. Crosby 32 yd. Field Goal	10-60, 4:52	6	17
Redskins	3	0:11	D. Hopkins 52 yd. Field Goal	12-46, 6:34	9	17
Packers	4	2:34	M. Crosby 33 yd. Field Goal	14-74, 7:24	9	20
Redskins	4	1:17	T. McLaurin 13 yd. pass from D. Haskins [run failed]	8-75, 1:17	15	20

Passing

WAS: D. Haskins 16-20 1 TD 1 INT 170 yd.

GB: A. Rodgers 18-28 1 TD 195 yd.

Rushing

WAS: A. Peterson 20-76, 1 TD; D. Guice 5-42; W. Smallwood 2-4;

GB: A. Jones 16-134 1 TD; J. Williams 7-24; A. Rodgers 5-16

Receiving

WAS: C. Thompson 7-43; T. McLaurin 4-57 1 TD; S. Sims 4-40; K. Harmon 1-30

GB: A. Jones 6-58; D. Adams 4-41; J. Graham 3-49; A. Lazard 2-19; R. Tonyan 1-12 1 TD; G. Allison 1-11; M. Lewis 1-5

Punt Returns

WAS: S. Sims 1-6

GB: T. Ervin 4-51

Kickoff Returns

WAS: S. Sims 1-19

GB: None

Sacks

WAS: M. Ioannidis 1-6; D. Payne; R. Anderson 1-13; R. Kerrigan 1-7

GB: A. Amos 1-4; K. Clark 1.5-15; K. Fackrell 0.5-5.5;

Interceptions

WAS: None

GB: A. Amos 1-3

GAME SUMMARIES

Dec. 15, 2019

GAME 14

FedEx Field [Landover,Md.]

Eagles 37, Redskins 27

LANDOVER, Md. [AP] — Carson Wentz recovered from a disastrous fumble by leading a 75-yard, go-ahead scoring drive and throwing his third touchdown pass of the day to keep the Philadelphia Eagles' NFC East hopes on track with a 37-27 victory at the Washington Redskins on Sunday.

Wentz threw TD passes to running back Miles Sanders, tight end Zach Ertz and receiver Greg Ward and was 30 of 43 for 266 yards. The 4-yard pass from Wentz to Ward with 26 seconds left put Philadelphia up for good and electrified a stadium full of green-clad Eagles fans.

Wentz's ability to bounce back from some accuracy issues and a turnover means the Eagles (7-7) are still in the thick of the division race with a game against the division rival Dallas Cowboys coming next week. Of course, Wentz didn't do it by himself. Sanders rushed for 122 yards and a touchdown and caught six passes for 50 yards. The Eagles' defense that struggled to stop Washington's Dwayne Haskins most of the afternoon got him to fumble for a touchdown by Nigel Bradham on the game's final play.

Coming off an overtime victory against Eli Manning and the New York Giants, a loss to Washington (3-11) could've had the Eagles facing elimination next week. Allowing an early 75-yard TD pass from Haskins to Terry McLaurin and falling behind 7-3, 14-10, 21-17 and 27-24 made that a distinct possibility.

Instead, Wentz was able to work some magic when it mattered most.

PETERSON TIES PAYTON

Adrian Peterson's 10-yard touchdown early in the fourth quarter gave him 110 for his career and tied him with Walter Payton for fourth on the all-time list. Peterson had 16 carries for 66 yards.

TEAM	QTR	TIME	SCORING PLAY	DRIVE	PHI	WAS
Eagles	1	1:23	J. Elliot 25 yd. Field Goal	16-88, 7:40	3	0
Redskins	1	1:11	T. McLaurin 75 yd. pass from D. Haskins [D. Hopkins kick]	1-75, 0:12	3	7
Eagles	2	9:53	M. Sanders 1 yd. ryn [J.Elliot kick good]	10-75, 6:18	10	7
Redskins	2	6:58	S. Sims 5 yd. pass from D. Haskins [D. Hopkins kick]	7-75, 2:55	10	14
Eagles	3	5:53	M. Sanders 15 yd. pass from C. Wentz [J. Elliot Kick]	12-66, 6:02	17	14
Redskins	4	14:53	A. Peterson 10 yd. run [D. Hopkins kick]	10-75, 6:00	17	21
Eagles	4	9:59	Z. Ertz 2 yd. pass from C. Wentz [J. Elliot kick]	8-75, 4:54	24	21
Redskins	4	8:02	D. Hopkins 53 yd. Field Goal	6-20, 1:57	24	24
Redskins	4	4:52	D. Hopkins 53 yd. Field Goal	4-9, 1:36	24	27
Eagles	4	0:26	G. Ward 4 yd. pass C. Wentz [J. Elliot kick]	11-75, 4:26	31	27
Eagles	4	0:00	N. Bradham 47 yd. fumble return		37	27

Passing

PHI: C. Wentz 30-43; 266; 3 TD
WAS: D. Haskins 19-28, 261, 2 TD

Rushing

PHI: M. Sanders 19-122 1 TD; B. Scott 6-26; C. Wentz 3-9
WAS: A. Peterson 16-66 1 TD; D. Haskins 4-26, J. Ferguson 3-9

Receiving

PHI: G. Ward 7-61 1 TD, B. Scott 7-39, M. Sanders 6-50 1 TD, Z. Ertz 5-61 1 TD, D. Goedert 5-55
WAS: T. McLaurin 5-130 1 TD, S. Sims 5-45 1 TD, A. Peterson 3-25, C. Thompson 2-26, K. Harmon 2-22, J. Sprinkle 2-13

Punt Return

PHI: None
WAS: S. Sims 2-8

Kickoff Returns

PHI: B. Scott 1-29
WAS: S. Sims 3-89

Sacks

PHI: None
WAS: R. Anderson 2-8

Interceptions

PHI: None
WAS: None

GAME SUMMARIES

Dec. 22 2019

GAME 15

FedEx Field [Landover,Md.]

Giants 41, Redskins 35

LANDOVER, Md. [AP] — Daniel Jones put together the best performance of his rookie season fresh off an ankle injury, throwing for 352 yards and five touchdown passes in the New York Giants' 41-35 overtime victory against the Washington Redskins on Sunday.

Jones was 28 of 42 in his first action since missing the past two games with a sprained right ankle. He tossed two TDs to Kaden Smith — including the game-winner — and also connected with Sterling Shepard, Saquon Barkley and Cody Latimer. His career-best fifth TD pass, 3 yards to Smith, came with 4:15 left in overtime after the Redskins (3-12) tied it in the final minute of regulation. Barkley was the perfect complement for Jones and tormented a Redskins secondary missing several regulars. He was responsible for 279 total yards: 189 rushing and 90 receiving and a score each way.

The trio of Jones, Barkley and Shepard showed further evidence that whoever is running the Giants (4-11) next season has talented building blocks to work with on offense, along with a high draft pick.

With the loss, the Redskins moved into the driver's seat to draft Ohio State pass rusher Chase Young.

The Chase Young Bowl was a showcase of prolific playmaking and porous defense. Barkley ran for 108 yards on his first four carries, while Redskins quarterback Dwayne Haskins was 12 of 15 for 133 yards and two TD passes before injuring his left ankle on the first play of the second half.

Veteran Case Keenum relieved Haskins and threw his first passes since Oct. 24, when he was concussed at Minnesota. He was 16 of 22 for 158 yards and rushed for the tying score with 29 seconds left in the fourth.

With and without Haskins, the Redskins offense similarly showed off some young weapons to entice a strong coaching candidate. Undrafted free agent receiver Steven Sims caught two TD passes, and third-round steal Terry McLaurin had seven receptions for 86 yards.

TEAM	QTR	TIME	SCORING PLAY	DRIVE	NYG	WAS
Giants	1	12:21	S. Shepard 23 yd. pass from D. Jones [A. Rosas kick]	5-75, 2:39	7	0
Redskins	1	7:37	S. Sims 10 yd. pass from D. Haskins [D. Hopkins kick]	9-75, 4:44	7	7
Giants	1	6:46	S. Barkley 67 yd. run [A. Rosas kick]	2-75, 0:51	14	7
Redskins	2	14:56	H. Hentges 6 yd. pass from D. Haskins [D. Hopkins kick]	12-75, 6:50	14	14
Giants	2	9:16	S. Barkley 33 yd. pass from D. Jones [A. Rosas kick]	10-75, 5:40	21	14
Giants	2	0:38	C. Latimer 10 yd. pass from D. Jones [A. Rosas kick]	9-73, 1:41	28	14
Redskins	3	6:38	S. Sims 7 yd. pass from C. Keenum [D. Hopkins kick]	7-60, 3:41	28	21
Giants	3	3:40	K. Smith 9 yd. pass from D. Jones [A. Rosas kick]	5-73, 2:58	35	21
Redskins	4	14:30	A. Peterson 1 yd. run [D. Hopkins kick]	1-17, 0:08	35	28
Redskins	4	0:29	C. Keenum 1 yd. run [D. Hopkins kick]	14-99, 5:59	35	35
Giants	5	4:15	K. Smith 3 yd. pass from D. Jones	11-66, 5:45	41	35

Passing

NYG: D. Jones 28-42 352 yd 5 TD
WAS: D. Haskins 12-15 133 yd 2 TD; C. Keenum 16-22 158 yd. 1 TD

Rushing

NYG: S. Barkley 22-189 1 TD; D. Jones 3-12; D. Scott 1-5
WAS: A. Peterson 15-36 1 TD; C. Thompson 8-34; S. Sims 2-9; C. Keenum 1-1 1 TD

Receiving:

NYG: G. Tate 6-96; S. Shepard 6-76 1 TD; K. Smith 6-35 2 TD; C. Latimer 5-44 1 TD; S. Barkley 4-90 1 TD; D. Scott 1-11
WAS: T. McLaurin 7-86; S. Sims 6-64 2 TD; K. Harmon 5-58; C. Thompson 4-18; H. Hentges 2-28 1 TD; A. Peterson 2-19; J. Sprinkle 2-14; C. Sims 1-15;

Punt Returns:

NYG: D. Scott 2-59; C. Latimer 1-27
WAS: None

Kickoff Returns

NYG: D. Scott 2-59; C. Latimer 1-27;
WAS: S. Sims 1-25

Sacks

NYG: M. Golden 0.5-3.5; L. Carter 1.5-6.5
WAS: T. Settle 1-6

Interceptions

NYG: None
WAS: None

GAME SUMMARIES

Dec. 29 2019

GAME 16

AT&T Stadium [Arlington,Texas]

Cowboys 47, Redskins 16

ARLINGTON, Texas. [AP] — Jason Garrett says he doesn't know if he'll be coach of the Dallas Cowboys next year, and owner Jerry Jones won't even acknowledge that there's a decision to make regarding the leadership of an underachieving club.

The mystery of a team that sagged under the weight of high expectations now becomes the mystery of what happens to a coach who has an expiring contract and never took the Cowboys beyond the divisional round of the playoffs in nine full seasons.

The Cowboys were eliminated from the postseason despite a 47-16 win over Washington on Sunday because Philadelphia won the NFC East by beating the New York Giants.

Dallas [8-8] lost control of its postseason fate with a 17-9 loss to the Eagles last week. Now the fate of Garrett is in the hands of Jones.

Dak Prescott threw four touchdown passes, three of them to Michael Gallup, while falling 1 yard short of Tony Romo's club record of 4,903 yards passing in a season. Dallas could have made the playoffs without a winning record for the third time in franchise history. Instead, the Eagles won the division for the second time in three years by beating the Giants 34-17.

Case Keenum had a TD toss as the Redskins [3-13] secured the No. 2 pick in the draft in what could be their final game under interim coach Bill Callahan. The former Dallas assistant replaced Jay Gruden, fired in October with Washington at 0-5.

About the time the Cowboys put away the Redskins on Prescott's second TD pass to Gallup for a 37-16 lead late in the third quarter, Philadelphia went up 10 with a TD after the Giants lost a fumble at their 2-yard line.

In Gallup's first career game with multiple touchdowns, the second-year player had five catches for 98 yards.

Ezekiel Elliott, who helped fuel Super Bowl hopes by signing a \$90 million extension to end a long holdout days before the opener, had a 32-yard touchdown run and a 13-yard scoring catch.

The Cowboys won their first three games after Elliott signed the big contract, but lost eight of the next 12 to put their postseason fate in the hands of the Eagles.

Dallas was hoping to build on the first playoff win for Prescott and Elliott last season before a divisional-round loss to the Los Angeles Rams that ended the club's 23rd consecutive season without reaching the NFC championship game.

It's the fourth time in Garrett's nine full seasons that Dallas has finished .500. The first three ran consecutively from 2011-13, with the Cowboys losing the finale each time when a win would have put them in the playoffs.

TEAM	QTR	TIME	SCORING PLAY	DRIVE	WAS	DAL
Cowboys	1	7:41	K. Forbath 28 yd. Field Goal	10-26, 4:54	0	3
Cowboys	1	5:15	K. Forbath 47 yd. Field Goal	4-[-8], 1:28	0	6
Redskins	2	13:37	D. Hopkins 31 yd. Field Goal	4-3, 0:57	3	6
Cowboys	2	11:01	E. Elliott 13 yd. pass from D. Prescott [K. Forbath kick]	7-75, 2:36	3	13
Cowboys	2	3:50	E. Elliott 33 yd. run [K. Forbath kick]	6-61, 2:44	3	20
Redskins	2	0:34	S. Sims 6 yd. pass from C. Keenum [D. Hopkins kick]	10-74, 3:16	10	20
Redskins	3	11:54	D. Hopkins 42 yd. Field Goal	6-58, 3:06	13	20
Cowboys	3	8:17	M. Gallup 4 yd. pass from D. Prescott [K. Forbath kick]	7-75, 3:37	13	27
Redskins	3	7:00	D. Hopkins 28 yd. Field Goal	5-65, 1:17	16	27
Cowboys	3	4:07	K. Forbath 48 yd. Field Goal	7-43, 2:53	16	30
Cowboys	3	0:52	M. Gallup 32 yd. pass from D. Prescott [K. Forbath kick]	4-53, 2:00	16	37
Cowboys	4	12:46	M. Gallup 45 yd. pass from D. Prescott [K. Forbath kick]	3-49, 0:51	16	44
Cowboys	4	2:40	K. Forbath 40 yd. Field Goal	15-72, 8:22	16	47

Passing

WAS: C. Keenum 18-37 206 yds 1 TD 1 INT

DAL: D. Prescott 23-33 303 yds 4 TDs

Rushing

WAS: A. Peterson 13-78; C. Thompson 3-11; W. Smallwood 3-5

DAL: E. Elliott 18-122 1 TD; T. Pollard 14-60; D. Prescott 1-35; A. Cooper 1-6

Receiving:

WAS: S. Sims 5-81 1 TD; H. Hentges 4-62; K. Harmon 3-33; J. Sprinkle 3-18; C. Sims 1-12

DAL: M. Gallup 5-98 3 TDs; R. Cobb 5-81; A. Cooper 4-92; J. Witten 4-24; E. Elliott 3-2 1 TD; T. Pollard 1-5; T. Austin 1-1

Punt Returns:

WAS: None

DAL: T. Austin 3-6

Kickoff Returns

WAS: S. Sims 1-20

DAL: T. Pollard 2-57

Sacks

WAS: M. Sweat 2-5; J. Allen 1-4

DAL: K. Hyder 1-11; R. Quinn 1-12

Interceptions

WAS: None

DAL: J. Smith 1-0



SEAN DEBARBIERI
DIRECTOR OF COMMUNICATIONS

6TH NFL SEASON
3RD WITH WASHINGTON

Contact DeBarbieri for:

- > Official team comment
- > Inquiries related to Daniel M. Snyder
- > Interview requests for Ron Rivera, Kyle Smith and Doug Williams
- > Interview requests for Alex Smith
- > Interview requests for Chase Young

973-986-1541 // debarbieris@redskins.com

Sean DeBarbieri is entering his sixth NFL season and third with Washington in the role of Director of Communications. DeBarbieri is responsible for making official comment on behalf of the team along with all external messaging as it pertains to the organization. He handles all media requests and scheduling for Head Coach Ron Rivera and the front office along with QB Alex Smith and DE Chase Young. He also oversees the day-to-day operations of the communications department and is the team's primary media contact.

DeBarbieri joined Washington after spending three seasons with both the Los Angeles Rams and New York Giants.

In 2017, DeBarbieri worked with the Los Angeles Rams communications department during Head Coach Sean McVay's first season with the organization and assisted in the creation of postgame notes and content for the Rams weekly release as well as drafting and editing media advisories and press releases. He also assisted with overseeing Libris, the team's online photography database. DeBarbieri was also responsible for preparing offensive coordinator Matt LaFleur for his weekly media availability.

In 2016, DeBarbieri worked with the New York Giants communications department and was responsible for player bios and game notes for the weekly release as well as assisting in player requests and media training for the 53 man roster. He also interned with the team during training camp in 2015 and contributed to the team's media guides from 2015-17.

DeBarbieri graduated from Rutgers University with a B.S. in sports management and a minor in economics in 2016. He worked with the school's sports information department from 2013-16.

DeBarbieri is a native of West Orange, N.J. and currently resides in Northern Virginia.



JESSIE JOHNSON
FOOTBALL & CORPORATE
COMMUNICATIONS MANAGER

3RD NFL SEASON
3RD WITH WASHINGTON

Contact Johnson for:

- > Interview requests for Jack Del Rio and Scott Turner
- > Interview requests for position coaches
- > Interview requests for all players except quarterbacks
- > Credential requests
- > Corporate and community information

703-726-7077 // johnsonj@redskins.com

Jessie Johnson is entering her third season with Washington and first in the role of Football & Corporate Communications Manager.

Johnson is responsible for sustaining a strong corporate image through positive media coverage for Washington outside the traditional scope of football, as well as assisting with the implementation of the league's public relations policies. She helps promote Washington's community relations and marketing events, finding ways to project the organizations' coaches and players in a positive light. Johnson develops, coordinates and implements strategic communications plans, including media advisories, press releases, fact sheets and press kits. Johnson also handles all credentials for the team along with being responsible for all media requests for the coordinators, assistant coaches and most players. She is responsible for setting up and executing all organizational paid player appearances. Johnson also oversees the Washington Communications internship program.

From 2018-19, Johnson served as the corporate communications manager where she handled the teams corporate and community media relations. In 2019-20, she added more football responsibilities while maintaining the corporate role.

Johnson first joined Washington as a seasonal public relations intern during the 2018 season. During that time, she helped facilitate interviews between media and Washington personnel, contributed to the weekly release, assisted in distribution of credentials on a daily basis well as for home games, prepared the press box for game day, attended community events and assisted with the compilation and distribution of daily news clips.

Johnson assumed a full-time role with Washington while completing her master's degree in sports management at Georgetown University. She earned a Bachelor of Science degree in public relations from West Virginia University.

Johnson is a native of Bridgeport, W.Va. She currently resides in Northern Virginia.



CHARLIE MULE
MEDIA SERVICES COORDINATOR

**4TH NFL SEASON
2ND WITH WASHINGTON**

Contact Mule for:

- > Interview requests for Dwayne Haskins Jr.
- > Interview requests for all other players
- > Historical research inquiries
- > Media guide information
- > Weekly release information

703-726-7368 // mulec@redskins.com

Charlie Mule is entering his fourth NFL season and second with Washington in the role of Media Services Coordinator.

Mule is responsible for managing the media schedule and serves as the primary contact for media requests for Redskins players, including Quarterback Dwayne Haskins Jr. He provides counsel and training for Washington players as it pertains to media appearances and social media use. He also assists the Director of Communications with the creation and distribution of team publications including the media guide, weekly release and team transactions.

Mule joined Washington after spending two seasons with the New York Mets and a seasonal position with the National Football League.

In 2018, Mule was a communications assistant with the National Football League where he assisted with media credentials for the Super Bowl, Pro Bowl and NFL Combine as well as drafting and editing press releases.

In 2017-18, Mule was a communications assistant with the New York Mets communications department and assisted in the creation of game notes as well as drafting and editing press releases. He also assisted with media requests for the players.

In 2016, Mule was a full-season intern with the New York Giants communications/digital department and was responsible for facilitating player interviews and transcribing.

Mule graduated from Seton Hall University with a B.A. in communications and a minor in history in 2018.

Mule is a native of Toms River, N.J. and currently resides in Northern Virginia.